

The background of the cover features a close-up of a Chicago Bears player's hands in orange and blue checkered gloves, clutching a football. The player is wearing a blue helmet with the white number 17. The scene is set in a stadium with bright blue spotlights shining from above. A fiery, orange and yellow energy aura surrounds the player's hands and the football. In the lower background, a city skyline is visible at night.

20 13

MEDIA GUIDE

CHASE 

The official bank of the Bears.



OUR PROMISE

The Chicago Bears, a founding franchise of the NFL, uphold the values of the city and its people, uniting them as no other organization can.

WHO WE ARE

There is an indelible connection between the Chicago Bears, the city they call home and the fans who love them. Both Chicago and the Bears were founded on the belief that anything is possible if you're willing to work. And since the day George Halas started the franchise, that's what the Bears have done. Halas was a Chicago man. He was tough, fair and steadfast. He would not settle for second best. His city was second to none. The grit Halas showed while growing up in Chicago has carried through into a tenacity still seen at Soldier Field today. The Chicago spirit—a determined, authentic sensibility—lives inside every Bears player and every Bears fan. To understand the Bears, you have to understand Chicago. And to live in Chicago, you have to love the Bears.



THE STAFF

Table of Contents	1
Board of Directors	2
Staff Directory	3-4
Chairman George H. McCaskey	5
President & CEO Ted Phillips	6
General Manager Phil Emery	7-8
Coaching Staff	9-26
Trestman, Marc	9-10
DeCamillis, Joe	11
Kromer, Aaron	12
Tucker, Mel	13
Bischoff, Andy	14
Cavanaugh, Matt	15
Groh, Mike	16
Hoke, Jon	17
Meyer, Pat	18
Peete, Skip	19
Phair, Mike	20
Sinclair, Michael	21
Stukes, Dwayne	22
Tibesar, Tim	23
Desal, Sean	24
Harris, Chris	24
Nugent, Brendan	25
Walch, Carson	25
Clark, Mike	26
Arthur, Jim	26
Football Staff	27
Medlin, Tony	27
Hanks, Chris	27
Slater, Bobby	27
Personnel	28-31
Stein, Cliff	28
Turks, Kevin	28
Barrett, Marty	29
Joseph, Dwayne	29
Shiver, Jeff	30
Sadowy, Mark	30
Harris, Isaiah	31
Office Staff	32-38

THE PLAYERS

Adams, Kyle	40
Allen, Armando	41
Anderson, James	42-43
Aromashodu, Devin	44
Bennett, Earl	45-46
Bennett, Martellus	47-48
Brown, Zack	49
Briggs, Lance	50-53
Britton, Eben	54
Brown, James	55
Bush, Michael	56-58
Bushrod, Jermon	59-60
Collins, Nate	61
Conte, Chris	62-63
Costanzo, Blake	64-65
Cutler, Jay	66-70
Ellis, Sedrick	71-72
Forté, Matt	73-76
Frey, Isaiah	76
Garza, Roberto	77-78
Gould, Robbie	79-82
Hardon, Brandon	83
Hayden, Kelvin	84-86
Hester, Devin	87-91
Jeffery, Alshon	92
Jennings, Tim	93-95
Mannely, Patrick	96-97
Marshall, Brandon	98-100
McBride, Turk	101-102
McClint, Shea	103
McDow, Josh	104-106
McManis, Sherrick	107
Melton, Henry	108-109
Moore, Kyle	110
Paea, Stephen	111
Peppers, Julius	112-116
Podleski, Adam	117-119
Scott, Jonathan	120
Slauson, Matt	121
Steltz, Craig	122-123
Thomas, J.T.	124
Tillman, Charles	125-128
Trahan, Patrick	129
Webb, J'Marcus	130
Weems, Eric	131-133
Williams, D.J.	134-136
Williams, Edwin	137
Wootton, Corey	138-139
Wright, Major	140-141
Zbikowski, Tom	142-143

Players with Pro Experience

2013 Drafts	144-154
Long, Kyle	156
Bostic, Jonathan	157
Greene, Khaseem	158
Mills, Jordan	159
Washington, Cornelius	160
Wilson, Marquess	161
Undrafted Free Agents	162-167
First-Year/Rookie Roster	168
Veteran Roster	169
How they got to the NFL/Chicago	170

2012 YEAR IN REVIEW

2012 Final Statistics	172-173
2012 Defense and Special Teams Stats	174
2012 Participation Chart	175
2012 Starting Lineups	176
2012 Preseason Statistics	177
2012 Game Summaries	178-185
2012 NFL Standings	186

RECORDS

The Last Team	188-197
Individual Rookie Records	188-199
Individual Records	200-211
Opponent's Individual Records	212-214
Team Records-Offense	215-223
Team Records-Defense	224-231
Individual Postseason Records	232-235
Postseason Team Records-Offense	236-242
Postseason Team Records-Defense	243-244
Career Leaders	245-248

HISTORY

Bears Historical Highlights	250-254
Historical Biographies	255-256
Bears Hall of Famers	257-262
Attendance	263
Annual Scoring Leaders	264
Annual Rushing Leaders	265
Annual Passing Leaders	266-267
Highest Quarterback Ratings	267
Quarterback Starting Records	268-269
Annual Receiving Leaders	270-271
Annual Punt Return Leaders	272
Annual Kickoff Return Leaders	273
Annual Interception Leaders	274
Annual Punting Leaders	275
Annual Sacks Leaders	276
100-Yard Rushing Games	277-279
100-Yard Receiving Games	280-282
300-Yard Passing Games	284
All-Time First-Round Draft Picks	285-288
All-Time Bears Drafts	287-296
All-Time Bears Jersey Numbers	297-308
All-Time Bears Roster	309-323
Bears Military Service Honor Roll	323
All-Time Practice Squad	324-325
Practice Squad to 53-Man Roster	326
All-Time Assistant Coaches	327-328
Press Box Results, Year-by-Year	329-334
Bears Postseason Results	335
Bears Playoff Game Summaries	336-359
All-Time Results, Year-by-Year	360-412
Team-by-Team Summary	413
Stadium Codes	414
Team-by-Team Series Records	415-426
Bears on Monday Night Football	427-428
Bears on Sunday Night Football	428
Bears on Thanksgiving Day	429
Bears on Thursday Night Football	429
Bears on Christmas Day	429
Bears on New Year's Day	429
Bears Record in Overtime	430
Bears First-Team All-Pro	431
Bears in the Pro Bowl	432-434
Brian Piccolo Award	435
Ed Block Courage Award	436

MISCELLANEOUS INFORMATION

Soldier Field	438-443
History	438-440
Tribute and Honoring Tradition	441-442
Parking & Seating Charts	443-445
Halas Hall	444-445
Staley	446
Training Camp Information	447
Media Information	448
Bears Radio	449
Chicago Bears Broadcasting	450-451
Bears Calendar	453
Community Relations	454-455
NFL Public Relations Directory	456

2013-14 NFL Calendar	456
2013 NFL Preseason Schedule	457
2013 NFL Regular Season Schedule	458-459
Media Guide Index	460

INFORMATION BOXES

Bears Uniform	5
Directions to Halas Hall	6
Future Super Bowls	10
Active Leaders in Games Played/Started	13
Quarter-by-Quarter Scoring, 2012	14
Offensive Linemen Scores	18
Contract Expiration	20
Playoff Appearances	21
Special Teams Rankings	22
Bears Leading Tacklers	23
Last Helmetless Player	26
Opening Day Rookie starters	29
Homes of the Bears	30
Bears Team Physicians	31
Kickoff Weekend Wins	43
Bears Share	52
Pro Bowl Appearances	53
NFC North Standings, All-Time	55
AI Miles Flown	60
Award Winners, 2012 Season	60-61
Come-from-Behind Wins	63
Blown Leads	65
OBs to throw TD on first Postseason Pass	67
NFL Walter Payton "Man of the Year"	70
Emmy Award Winners	76
Free Agent Signings	76
Rookie Starters	80
Tackle Totals, Notable Bears	83
Head Coaches, Bears	85
Mannely's Longevity	94
1,000-Yard Receivers	97
Receiving, Marshall Career	102
Sack Leaders since 2002	116
Punting, Podleski Net	118
Tillman Defensive Rankings	128
Rookie QB Performances	139
Interceptions, Top	140
Draffees by School, Most	143
Captains, Bears Team	150
Pronunciation Guide	168
Field Goal Accuracy, Career	173
1,000-Yard Rushers	197
Injured Reserve	202
Shutouts	211
Longest Play at Soldier Field	212
Longest Winning/Losing Streaks	213
Touchdowns, Most Kick Return/Combined	214
Takeaway Leaders	222
Field Goals, Long Distance Accuracy	223
Naming the Bears	242
Pro Bowl, Individual Most	254
Hall of Famers, Championship Team	258-261
Hall of Famers, by Franchise	262
Scoring Leader, Gould	264
Rushing Leader, Forte	265
QB Rating Formula	269
Wins, 70+	270
Receiving Leader, Marshall	271
Touchdown Returns Leader, Hester	272
General Managers, All-Time	273
Weather, Cold	275
Weather, Windy City	276
Postseason Start, First by QB	282
Schools, Most Draffees	286
Drafted Players, Most by Position	296
Aikman Efficiency Ratings	308
Takeaways/Giveaways	325
3000-Yard Passers	326
Super Bowl TV Audiences	328
Wrigley Record	334
Bears in the Playoffs	335
Championship Leaders	364
Retired Numbers	365
Record, Bears by Stadium	366
Franchise Moves	367
Record, Bears vs. Extinct Franchises	414
Bears Down, Chicago Bears	423
Sackmasters	424
International Games	425
Divisional Challenge	426
NFC Central Standings, All-Time	433
Piccolo Award Winners	435
Ed Block Courage Award Winners	436
Bears Headquarters, History of	445
Staley vs Bears	446
Road Headquarters, Bears 2013 Hotels	448

BEARS HEADQUARTERS

Halas Hall
1920 Football Drive
Lake Forest, IL 60045
847 / 295-6600

The 2013 Chicago Bears Media Guide was produced by the Bears Media Relations Department. Staff and player photos by Bill Smith. Cover design by John Conroy. Special thanks to Ed Kozak. Printed by The Graphic Arts Studio, Inc., Barrington, IL. (847/381-1105).



CHICAGO BEARS BOARD OF DIRECTORS

BOARD



George H. McCaskey
Chairman



Virginia McCaskey
Secretary



Ted Phillips
President and CEO



Brian J. McCaskey
Member



Ed McCaskey, Jr.
Member




Michael McCaskey
Member



Patrick McCaskey
Member



Andrew McKenna
Member



Pat Ryan
Member

2013 CHICAGO BEARS STAFF DIRECTORY

MANAGEMENT

Chairman	George H. McCaskey
President and CEO	Ted Phillips
General Manager	Phil Emery
Senior Director of Special Projects	Patrick McCaskey
Executive Assistant	Katie Nagle
Executive Assistant/Scouting Coordinator	Robyn Wilkey

FINANCE

Chief Financial Officer & Treasurer	Karen Murphy
Finance & Treasurer Assistant	Brit Bending
Finance	
Director of Finance	Jake Jones
Staff Accountant	Whitney DeBuck
Payroll Administrator	Louise Maki
Accounts Payable Accountant	Patrick Barron

Human Resources

Manager of Human Resources	Regan Keating
----------------------------------	---------------

Information Technology

Network Systems Specialist	Brent Johnson
Lead Software Developer	Justin McCaslen
Systems Specialist	Kingsley Osei-Asibey
Senior Application Developer	Mike Santarelli

ADMINISTRATION

Vice President of Business Administration	John Bostrom
Assistant to the VP of Business Administration	Sue Dinardi

Team & Building Operations

Director of Team & Building Operations	Geoff Bunzol
Building Operations Coordinator	Gil Lopez
Building Operations Assistant	Brandon Yezek
Administration	Rich McCaskey
Administration	Clyde Emrich

Stadium Operations

Director of Stadium Operations	Bryan Pett
Stadium Operations Assistant	Steven Goodwin

Stadium Experience

Director of Stadium Experience	Bob Laskowski
Stadium Experience Coordinator	Melissa Werderitch

Grounds

Head Groundskeeper	Ken Mrock
Assistant Head Groundskeeper	John Berta
Groundskeeper Assistant	Joe Krajniak

Security

Security	Rodney Brown
Security	Curt Corsi
Security	Gary Govekar
Security	Rich Slusser

BUSINESS DEVELOPMENT

Senior Director of Business Development	Brian J. McCaskey
Business Development Coordinator	Dan Yuska

COMMUNICATIONS

Vice President of Communications	Scott Hagel
Communications Assistant	Sharon Lehner

Broadcasting

Dir. of Broadcasting and Scoreboard Operations	Greg Miller
Broadcasting Videographer/Engineer	Kevin Foy
Manager of Broadcasting	Jim Padgett
Senior Producer/Editor	Dan Barile
Broadcasting Graphic Designer/Editor	Rommel Paraiso
Broadcasting Graphics/Editor	Michael Vasquez
Broadcasting Videographer/Editor	Chris Yankton

Creative Services

Director of Creative Services	John Conroy
Graphic Designer	Matt Dunlap

New Media

Manager of New Media	Matt Koch
Senior Web Writer	Larry Mayer
Multimedia Producer	Justin Peterson
New Media Assistant	Matt Chandler

Events & Entertainment

Director of Events & Entertainment	Tanesha Wade
Manager of Events & Entertainment	Lee Scinski
Events & Entertainment Coordinator	Justin Drum
Mascot Coordinator	Scott Adams

Media Relations

Media Relations Manager	Jim Christman
Media Relations Coordinator	Mike Corbo
Media Relations Assistant	Jared Ellerson

Community Relations

Director of Community Relations	Caroline Schrenker
Manager of Community Relations	Jessica Kies
CR & Player Appearances Coordinator	Kate Rackow
Youth Football & Alumni Relations Manager	Matt Simeone

Bears Care

Director of Bears Care	Marge Hamm
------------------------------	------------

FOOTBALL ADMINISTRATION AND LEGAL COUNSEL

Vice President of Football Administration and General Counsel	Cliff Stein
Staff Counsel	Matt Colman



2013 CHICAGO BEARS STAFF DIRECTORY

SALES & MARKETING

Vice President of Sales & Marketing.....Chris Hibbs
Sales & Marketing Coordinator.....Cassie Burnside

Marketing and Research

Director of Fan Marketing and Research.....Elaine Delos Reyes
Fan Marketing and Research Analyst.....Joann Kowalski
Fan Marketing and Research Analyst.....J.R. Rudgers

Partnership Marketing

Director of Partnership Marketing.....Ryan Huzjak
Manager of Partnership Marketing.....Dave Eck
Manager of Partnership Marketing.....Dana Dressler
Manager of Partnership Marketing.....Greg Bloedorn
Manager of Partnership Marketing.....Dave McClamroch

Suite Sales and Service

Director of Suite Sales and Service.....Adam Kellner
Manager of Suite Sales.....Cindy Littlefield
Manager of Suite Service.....Lindsay Lohrens

Partnership Activation

Director of Partnership Activation.....Rebecca Coffey
Manager of Partnership Activation.....Melissa McDermott
Partnership Activation Coordinator.....Andrew Boyer
Partnership Activation Coordinator.....Kristin Ludden
Partnership Activation Coordinator.....Megan Malone

Ticket Sales and Service

Senior Director of Ticket Sales and Service.....Lee Twarling
Ticket Sales and Service Assistant.....Jennifer Wilgosiewicz
Ticket Operations Manager.....Brian Forth
Ticket Operations Coordinator.....Zack Bero
Ticket Operations Coordinator.....Mike Manganaro
Ticket Sales and Service Manager.....Brendan Pierce
Ticket Services Coordinator.....Krista Fortman
Ticket Services Coordinator.....Mike Palzer
Ticket Services Coordinator.....Elizabeth Peters

COACHING STAFF

Head Coach.....Marc Trestman
Special Teams Coordinator/Asst. Head Coach.....Joe DeCamillis
Offensive Coordinator.....Aaron Kromer
Defensive Coordinator.....Mel Tucker
Strength & Conditioning Coach.....Jim Arthur
Tight Ends.....Andy Bischoff
Quarterbacks.....Matt Cavanaugh
Conditioning Assistant.....Phil Brauch
Strength & Conditioning Coordinator.....Mike Clark
Defensive Quality Control.....Sean Desai
Wide Receivers.....Mike Groh
Defensive Quality Control.....Chris Harris
Defensive Backs.....Jon Hoke

Assistant Offensive Line.....Pat Meyer
Offensive Quality Control.....Brendan Nugent
Running Backs.....Skip Peete
Defensive Line.....Mike Phair
Assistant Defensive Line.....Michael Sinclair
Assistant Special Teams.....Dwayne Stukes
Linebackers.....Tim Tibesar
Offensive Quality Control.....Carson Walch
Assistant to the Head Coach.....Michael Leach

ATHLETIC TRAINING

Head Athletic Trainer.....Chris Hanks
Asst. Head Athletic Trainer/Dir. of Rehabilitation.....Bobby Slater
Physical Therapist/Assistant Athletic Trainer.....Jeremy Smith
Assistant Athletic Trainer.....Will Rogers

EQUIPMENT

Head Equipment Manager.....Tony Medlin
Assistant Equipment Manager.....Travis Brown
Assistant Equipment Manager.....Travis Knoch
Assistant Equipment Manager.....Carl Piekarski
Equipment/Trainer Administrative Assistant.....Dylan Carrigan

PLAYER PERSONNEL

Director of Pro Personnel.....Kevin Turks
Director of College Scouting.....Marty Barrett
Associate Director of Pro Personnel.....Dwayne Joseph
Executive Scout/Asst. Director of College Scouting.....Jeff Shiver
Senior National Scout.....Mark Sadowski
National Scout.....Rex Hogan
Area Scout.....Breck Ackley
Area Scout.....Jay Muraco
Area Scout.....Francis Saint-Paul
Area Scout.....Sam Summerville
Area Scout.....Zach Truty
Scout/Player Personnel.....Ryan Kessenich
Scout/Player Personnel.....David Williams
Scouting Assistant.....Bobby Macedo
Scouting Assistant.....Andre Odom
Director of Player Development.....Isaiah Harris
Director of Analytics.....Mitch Tanney

VIDEO

Director of Video Services.....Dave Hendrickson
Assistant Video Director.....Dean Pope
College Video Coordinator.....Dan Tuohy
Video Assistant.....Jack Dowling



GEORGE H. MCCASKEY **Chairman**

George Halas McCaskey became the fourth Chairman of Chicago Bears team history on May 5, 2011, following in the footsteps of grandfather, George Halas, father, Edward W. McCaskey and brother, Michael.

George is one of the 13 grandchildren – and namesake – of George Halas, the founder and patriarch of the Chicago Bears. Like his brothers and sisters, he grew up around the Bears. His first part-time job, at age 14, was as an office assistant at the team's headquarters in Chicago's Loop. He later worked for several summers as a ball boy at Bears training camp, calling it one of the best experiences of his life.

George will work to carry on the storied tradition of the Bears with a yearly goal of winning the NFL Championship, uphold the integrity and values established in the previous 92 years of the club and oversee the franchise's leadership role in the Chicagoland community.

He previously served as the team's Senior Director of Ticket Operations, working in the ticket office for 20 seasons, joining the Bears in 1991 as Ticket Manager. He has been a member of the Bears' Board of Directors since 2004. In 2010 he also held the duties of Vice Chairman of the team.

George attended Arizona State University, where he earned his bachelor's degree in Broadcasting in 1978 and his law degree in 1981. He passed the Illinois bar exam in 1981, but now describes himself as a "recovering lawyer." He worked in television news in Phoenix, Peoria, Tulsa and Chicago, before serving as an Assistant State's Attorney in Lee County and DeKalb County, Illinois.

In his spare time, George enjoys officiating youth sports, including baseball, soccer and basketball.

McCaskey and his wife Barb have one child, a son, Conor.

THE UNIFORM

The Chicago Bears, originally called the Decatur Staleys when founded in 1920, wore blue jerseys with tan colored vertical striping in their inaugural season. The vertical stripes were actually strips of leather sewn onto the uniform to help the ball carrier secure the ball.

In 1935 the Bears introduced an orange jersey with black arm stripes and black helmet and by 1958 were wearing the familiar navy blue with burnt orange. The Bears unique "rounded" number style on the uniforms and numbers on the sides of the sleeves of the jerseys date back to the 50's. The Bears trademark 'C' logo appeared on helmets in 1962 and its use continues through present day although the mark has changed from white to orange and the shape has changed slightly. After 11 years, the white 'C' logo is colored orange with white trim in 1973 and still has the same look today. The initials GSH were added to the left sleeve in 1984 in honor of the late 'Papa Bear' George S. Halas, who passed away Oct. 31, 1983. The uniform has had a very consistent look from the 1970's with the exception of blue pants with white jersey introduced in 1984 as a road uniform. On Oct. 7, 2002 on a Monday Night Football game against Green Bay, the Bears wore their traditional home blue jerseys with the blue pants for the first time. On Nov. 25, 2004, for a Thanksgiving game at Dallas, the Bears wore a throwback orange jersey; then, on Nov. 13, 2005, introduced a new-look orange third jersey which the Bears wore from 2005-09 and 2011.



**TED PHILLIPS** President & CEO

Ted Phillips was named President and Chief Executive Officer on February 10, 1999. He is the fourth person to serve as president in the organization's storied 92-year history following Michael McCaskey, George "Mugs" Halas, Jr., and George S. Halas. Since taking on the top leadership role, Phillips has insisted on attention to detail and smooth execution at every level of the Bears' operation. He has solidified the long-term stability of the Club, while staying keenly focused on bringing a 10th championship to the NFL's premier franchise. Phillips has revitalized both the business and football operations by hiring high character, intelligent and driven individuals who share common goals and philosophies on how to build a consistent winner.

Drawing from 30 years of experience with the Chicago Bears, Phillips has shown effective leadership skills by empowering his executive staff to create an environment of collective responsibility in running the day-to-day operations

of the Club. Phillips is involved in all critical decisions of the Bears and continues to strive to make all aspects of the Bears organization the best in the NFL. Always insisting on a team first attitude, Phillips has surrounded himself with individuals who fit the organization's character, culture and values. The team dynamic was crucial in the Bears return to the Super Bowl for the first time in 21 years following the 2006 campaign.

Phillips is setting the team up for future success with a Halas Hall renovation project that broke ground in January of 2013. Over 30,000 square feet will be added to the team's headquarters, which opened in 1997, including additions to the weight and training rooms, an upgraded locker room, additional meeting spaces and offices, and a new event center which features a broadcast studio and conference space. Other highlights include creating and continuing a strong customer service mentality throughout the organization, returning the Bears training camp to Illinois and presiding over four division championships (2001, 2005, 2006 and 2010) after a decade-long drought.

During the 2012 off-season, Phillips hired Phil Emery as the fifth general manager in franchise history, giving new direction to the Bears football operations. He also restructured the front office, promoting five key individuals to the level of vice president with direct reporting to Phillips. Additional emphasis was placed on expanding various customer service initiatives along with placing a new emphasis on database management, marketing research and digital media efforts, in an effort to deliver added value to Bears fans, season ticketholders and business partners. The Bears training camp returned to the State of Illinois in 2002, turning out in record numbers over the three-week training period on the campus of Olivet Nazarene University in Bourbonnais, IL. The 2013 camp marks the 12th year the important touchpoint for Bears fans has been in Illinois.

Phillips' leadership was also key in negotiating a new home for the team at Soldier Field. Not only making the club more financially competitive, it provides the best fans in professional sports, with a stadium complete with all the amenities they deserve. The Soldier Field game-day experience is second to none, and fans have been critical in creating a great home-field advantage for the team as the Bears continue to maintain their proud history and tradition on Chicago's magnificent lakefront. Among the many local and national awards, the Soldier Field project was selected by the New York Times as one of the nation's best architectural buildings in 2003, and Midwest Construction selected Soldier Field as "Overall Project of the Year." Phillips served as the Bears' Vice President of Operations for six seasons starting in 1993. Recognized for his many years of handling the Bears' contract negotiations and team finances, Phillips currently serves on the NFL's CEC Working Club Executive Committee whose mission is to analyze the economic, legal and operational aspects of both the salary cap system and the recently finalized 10 year Collective Bargaining Agreement between the NFL and the NFL Players Association. Phillips also serves as a member of the NFL Employee Benefits committee, and he was recently named a Trustee of the NFL Player Benefits Committee. Phillips also serves on the Board of Directors of the Chicagoland Chamber of Commerce.

Before becoming Vice President of Operations, Phillips served as the Director of Finance from 1987 to 1993, handling all player contract negotiations and overseeing the club's business operations. Phillips joined the Bears staff on September 28, 1983, as the team's Controller, a position he held for four years.

Prior to joining the Bears, Phillips was employed as an auditor and tax accountant with the international accounting firm Ernst & Whinney (now Ernst & Young), from 1979-83. He graduated from the University of Notre Dame in 1979 with a degree in business and accounting. Phillips earned a master of marketing and management degree from the Kellogg Graduate School at Northwestern University in 1989.

Phillips was born in Oneida, N.Y., grew up in Nashua, N.H., and he currently resides in Libertyville, IL. He has three sons, Matthew, Max and Frank.



PHIL EMERY General Manager

Phil Emery is in his second year as the Chicago Bears general manager.

Emery has brought leadership, a passion for winning, hard work, attention to detail and an acute eye for evaluating talent through 33 years of football experience into his position as Chicago Bears General Manager.

An intricate part of the Bears (1998-2004), Atlanta Falcons (2004-08) and Kansas City Chiefs (2009-11) organizations over 14 seasons within their college scouting departments, Emery helped develop a successful foundation at each franchise, learning to balance team needs with a "raise our own" mantra emphasizing building through the draft while working all avenues of player acquisition.

During the 2013 offseason with the Bears, Emery shaped the roster by signing unrestricted free agents LB James Anderson, TE Martellus Bennett, T Jermon Bushrod, TE Steve Maneri, G Matt Slauson, LB D.J. Williams and S Tom Zbikowski.

In his second draft, Emery selected players with the athleticism and skill sets to fit all three phases of the team, drafting G Kyle Long (1st round), LB Jonathan Bostic (2nd round), LB Khaseem Greene (4th round), T Jordan Mills (5th round), DE Cornelius Washington (6th round) and WR Marquess Wilson (7th round).

In his first season overseeing Chicago's roster, Emery used multiple channels at his disposal to obtain new talent while keeping the veteran core of the Bears in place. Emery acquired wide receiver Brandon Marshall via trade during the 2012 offseason. Marshall was named to the Pro Bowl in his first year with the team after setting franchise single-season records for receptions and receiving yards. Emery also signed unrestricted free agents contributors such as RB Michael Bush, LB Blake Costanzo, CB Kelvin Hayden and WR/KR Eric Weems. He also continued the Bears philosophy of "rewarding their own" by extending the contract of seven-time Pro Bowler Lance Briggs and signing Pro Bowl running back Matt Forte to a four-year deal.

In his previous post, Emery was named director of college scouting for the Kansas City Chiefs in 2009, a year after the franchise went 2-14. Two years later in 2010, the Chiefs won their first division title since 2003 with a 10-6 record. Emery's first draft with the team produced Eric Berry, who was the team's first rookie Pro Bowl selection since Derrick Thomas in 1989. A year later, in 2011, he helped select 2013 Pro Bowl linebacker Justin Houston in the third round.

From 2004-08, Emery served as the director of college scouting for the Atlanta Falcons. During that time, two of the three Falcons first round draft picks developed into Pro Bowlers: WR Roddy White (2005) and QB Matt Ryan (2008). He also worked as an Eastern regional scout for the Falcons leading up to the 2009 draft. The Falcons made two trips to the playoffs during that time including an appearance in the 2004 NFC Championship game.

This is Emery's second stint with the Bears after working as an area scout for the franchise from 1998-2004, working in the Northeast (1998-99) and Southeast (1999-2004) regions. During that time the Bears drafted Pro Bowler's WR Marty Booker (third round of 1999), KR Jerry Azumah (fifth round of 1999), LB Brian Urlacher (first round of 2000), S Mike Brown (second round of 2000), CB Charles Tillman (second round of 2003), LB Lance Briggs (third round of 2003), DT Tommie Harris (first round of 2004) and CB Nathan Vasher (fourth round of 2004). Chicago won the NFC Central in 2001, its first division title since 1990 and first playoff appearance since 1994.

The fifth general manager in franchise history, joining George S. Halas, Jr. (1963-74), Jim Finks (1974-83), Jerome Vainisi (1983-87) and Jerry Angelo (2001-11), Emery oversees the Bears football operations stressing a standard of expertise and excellence in every role. In 2013, he hired Marc Trestman as the 14th head coach in Chicago Bears history. With a belief in developing a trust in giving a voice to all members of the football operations staff, Emery has promoted longtime staff members Chris Hanks (Head Athletic Trainer), Bobby Slater (Assistant Head Athletic Trainer/Director of Rehabilitation), Kevin Turks (Director of Pro Personnel), Dwayne Joseph (Associate Director of Pro Personnel), Marty Barrett (Director of College Scouting) and Jeff Shiver (Executive Scout/Assistant Director of College Scouting) while expanding the scouting and player personnel departments.

The Michigan native is a 33-year football veteran, starting his career serving as a student assistant at his alma mater, Wayne State, before joining Central Michigan as a graduate assistant (1981-82). He went on to become the offensive line/strength and conditioning coach at Western New Mexico for three seasons (1982-84) before becoming a defensive line coach at Georgetown College from 1984-85. Emery went on to serve as the defensive line and strength and conditioning coach at Saginaw Valley State from 1985-87 before joining Tennessee as the Volunteers assistant strength and conditioning coach from 1987-91. His tenure at Tennessee was highlighted by back-to-back Southeastern Conference Championships in 1989 and 1990. He made his last collegiate stop as the director of strength and conditioning services and as an Associate Professor at



the U.S. Naval Academy (1991-98), where the Midshipmen won the Aloha Bowl in 1996. He was named the National Strength and Conditioning Association Conference Professional of the Year in 1996.

Emery and his wife, Beth, have three daughters, Kristine, Leigh Anne and April.

Playing and Coaching History- **1980:** Wayne State, Graduate Assistant; **1981-82:** Central Michigan, Graduate Assistant; **1982-84:** Western New Mexico, Offensive Line/Strength & Conditioning Coach; **1984-85:** Georgetown College, Defensive Line Coach; **1985-87:** Saginaw Valley State, Defensive Line/Strength & Conditioning Coach; **1987-91:** Tennessee, Assistant Strength & Conditioning Coach; **1991-98:** U.S. Naval Academy, Strength & Conditioning Coach; **1998-2004:** Chicago Bears, Area Scout; **2004-08:** Atlanta Falcons, Director of College Scouting; **2009-11:** Kansas City Chiefs, Director of College Scouting; **2012-present:** Chicago Bears, General Manager.



Emery with 2013 first-round draft pick Kyle Long.

DIRECTIONS TO HALAS HALL

FROM THE LOOP – Take 90/94 (Kennedy Expressway) west to 94 north (Edens Expressway). Continue on 94 (the "spur"), which becomes the Tri-state Tollway. Exit at Town Line Road (IL Route 60) and turn right (east). Take a left at the first light, which is Field Drive. (The next light is Field Court; you can also make a left there and proceed around its bend until it merges with Field Drive). Drive about 1.2 miles north along Field Drive. Turn gently right onto Football Drive (the last road on your right) and proceed to the entry gate.

FROM O'HARE AIRPORT – Take 294 (the Tri-state Tollway) north. Exit at Town Line Road (IL Route 60), turn right (east), and proceed as directed with underlined text, above.



MARC TRESTMAN **Head Coach**

Named the fourteenth head coach in Chicago Bears history on January 16, 2013, Marc Trestman joins the franchise with a champion head coaching pedigree and keen offensive expertise.

Over the previous five seasons as head coach in the Canadian Football League, Trestman led the Montreal Alouettes to back-to-back Grey Cup championships in 2009 and 2010 and was named the CFL's Coach of the Year in 2009. He also helped tutor quarterback Anthony Calvillo to back-to-back CFL MVP's in 2008 and 2009. During his time in Montreal, Trestman compiled a 59-31 (.656) regular season record, which included four East Division titles and a 5-3 (.625) record in the playoffs.

Overall, in his 28 years coaching, Trestman has been a part of 19 winning seasons, 16 playoff appearances and three championship teams.

Trestman has 17 years of coaching experience in the NFL, including eight as an offensive coordinator. During his time in the NFL, Trestman helped his teams to eight playoff appearances, two conference championship games and a Super Bowl appearance (XXXVII as offensive coordinator of the Raiders).

Trestman started his coaching career in 1981 at the University of Miami as a volunteer assistant while attending law school. He was named the school's quarterbacks coach in 1983 and helped direct the Hurricanes to their first-ever National Championship. Under Trestman's tutelage Hurricanes quarterback Bernie Kosar was selected in the first round of the NFL Supplemental Draft by the Cleveland Browns.

In 1985, Trestman got his first coaching experience in the NFL, under Pro Football Hall of Fame coach Bud Grant as the running backs coach of the Minnesota Vikings, a position he held for two seasons.

Trestman moved on to become the quarterbacks coach of the Tampa Bay Buccaneers in 1987 and would work as a quarterbacks coach in 13 of his 17 NFL seasons. In 1988 he was reunited with Kosar in Cleveland, before adding the title of offensive coordinator a year later, helping lead Cleveland to two playoff appearances including the AFC Championship Game in 1989.

Trestman rejoined the Vikings in 1990 as quarterbacks coach, working two seasons with quarterback Rich Gannon, who improved his QB rating from 68.9 in 1990 to 81.5 in 1991, 11th highest in the NFL.

George Seifert named Trestman the 49ers offensive coordinator/quarterbacks coach in 1995 as he guided San Francisco to the No. 1 scoring offense (28.6 points per game) and passing attack (288.0 yards per game) and helped them rank second in total offense (380.4 YPG). A year later, San Francisco had the third best scoring offense (24.9 PPG) and ranked sixth in total offense (344.1 YPG). In 1995 Jerry Rice broke the NFL single-season record for receiving yards with 1,848, a mark that stood for 17 seasons.

Trestman spent the 1997 season as quarterbacks coach of the Detroit Lions. Scott Mitchell threw for 3,484 yards that season, which at the time was second most in team history and now stands as the sixth most.

In 1998, Trestman left the Lions to become the offensive coordinator/quarterbacks coach for the Arizona Cardinals for three seasons. In his first season in Arizona, the Cardinals made the playoffs for the first time since 1982 and won their first playoff game since 1947.

Trestman was hired by Jon Gruden in 2001 to serve as a senior assistant on the Oakland Raiders staff before being promoted by new head coach Bill Callahan to offensive coordinator/quarterbacks coach a year later, holding the position for two seasons.

The 2002 Raiders led the NFL in total offense with 389.8 yards and 279.7 passing yards per game, finished second in scoring offense averaging 28.1 points per game and advanced to Super Bowl XXXVII, their first NFL title game appearance in 20 years. Quarterback Rich Gannon was named the NFL's MVP after throwing for 4,689 yards.

In 2004 he was the assistant head coach/quarterbacks of the Miami Dolphins.

From 2005-06, Trestman served as offensive coordinator of North Carolina State, helping recruit current Seattle Seahawks quarterback Russell Wilson to the Wolfpack.

In 2007, he worked as a consultant to New Orleans Saints head coach Sean Payton.

The 57-year old Trestman has also mentored collegiate quarterbacks, including current Bears quarterback Jay Cutler, as they prepared for the NFL Combine. In 2010, he authored a book entitled, "Perseverance: Life Lessons on Leadership and Teamwork."

Trestman and his wife Cindy have two daughters, Sarahanne and Chloe.

**Marc Trestman - Head Coach****Born: 1956, Minneapolis, Minnesota****Playing Experience****Quarterback, Minnesota, 1975-77;****Quarterback, Moorhead State (MN), 1978****Coaching Experience**

1981-1982: University of Miami (FL) - Volunteer Assistant

1983-1984: University of Miami (FL) - Quarterbacks Coach

1985-1986: Minnesota Vikings - Running Backs Coach

1987: Tampa Bay Buccaneers - Quarterbacks Coach

1988: Cleveland Browns - Quarterbacks Coach

1989: Cleveland Browns - Offensive Coordinator/Quarterbacks Coach

1990-1991: Minnesota Vikings - Quarterbacks Coach

1995: San Francisco 49ers - Offensive Coordinator/Quarterbacks Coach

1996: San Francisco 49ers - Offensive Coordinator

1997: Detroit Lions - Quarterbacks Coach

1998-2000: Arizona Cardinals - Offensive Coordinator/Quarterbacks Coach

2001: Oakland Raiders - Senior Assistant

2002-2003: Oakland Raiders - Offensive Coordinator/Quarterbacks Coach

2004: Miami Dolphins - Assistant Head Coach/Quarterbacks

2005-2006: North Carolina State - Offensive Coordinator

2008-2012: Head Coach - Montreal Alouettes (CFL)

2013: Head Coach - Chicago Bears

**FUTURE SUPER BOWLS****Super Bowl XLVIII****February 2, 2014****MetLife Stadium****New York/New Jersey****Super Bowl XLIX****February 1, 2015****University of Phoenix Stadium****Glendale, Arizona****Super Bowl L****2016****Levi's Stadium****Santa Clara, California****Super Bowl LI****2017****Reliant Stadium****Houston, Texas**



JOE DeCAMILLIS **Asst. Head Coach/Special Teams Coord.**

Joe DeCamillis is in his first season as Chicago's assistant head coach/special teams coordinator, after being hired by the franchise on January 16, 2013.

DeCamillis has 24 years of experience coaching special teams in the NFL, spending the last four seasons as special teams coordinator of the Dallas Cowboys. In 20 of his 25 years as an NFL coach, a player on DeCamillis' special teams unit has returned either a punt or a kickoff for a touchdown, with a total of 26 kick return touchdowns (16 punt and 10 kickoff). He has helped coach a punter (Mat McBriar) and returner (Allen Rossum) to Pro Bowl nods. In 2009, DeCamillis was named Dallas' Ed Block Courage Award winner as voted by the Cowboy players.

In 2012, Cowboys kicker Dan Bailey was tied for second in the NFL in field goal accuracy, connecting on 93.5 percent of his attempts (29 of 31) and Dwayne Harris finished second in the league in punt returns averaging 16.1 yards per return (354 yards and one touchdown on 22 returns). Bailey also set a franchise mark with 30 touchbacks on kickoffs. The Cowboys were also sixth in kickoff coverage allowing just 22 yards per return.

A year earlier, under DeCamillis tutelage, Bailey, who joined the team as an undrafted free agent finished with 32 field goals made, fourth all-time among NFL rookie kickers.

DeCamillis oversaw McBriar's Pro Bowl campaign in 2010 when he led the NFL in both gross (47.9) and net (41.7) punting averages. The rookie combination of Dez Bryant (two) and Bryan McCann (one) combined for a team-record three punt return touchdowns. Kicker David Buehler was fourth in the NFL with 22 touchbacks.

In his first season with Dallas, DeCamillis led the unit to a fourth-place finish in the special teams rankings compiled by the Dallas Morning News' Rick Gosselin after the team finished 27th a year before his arrival. During 2009, Dallas ranked second in the NFL in opponent starting field position after kickoffs (22.8-yard line) and sixth in punt returns (10.9 yards per return), after finishing 20th and 30th respectively in 2008. Patrick Crayton had a punt return touchdown in back-to-back contests, the second player in franchise history to accomplish the feat. McBriar set a franchise record that year with 38 punts downed inside-the-20.

DeCamillis came to Dallas by way of Jacksonville, spending two seasons (2007-08) coaching the Jaguars special teams. In Jacksonville, DeCamillis' kickoff coverage units ranked fourth in the NFL in 2007 (25.8-yard line) and first in 2008 (24.5) in opponent starting point after kickoffs. His 2008 squad held the league's third lowest opponent kickoff return average at 19.9 yards per return.

Prior to his time in Jacksonville, DeCamillis led Atlanta's special teams units for 10 years (1997-2006). In those 10 seasons the Falcons punt coverage allowed an NFL-low 6.1 yards per return with just one touchdown, finishing first overall in 1997, 1999, 2000 and 2004 and second overall in 1998 and 2002. Atlanta was second in the NFL during DeCamillis' tenure with eight kickoff return touchdowns and 13 total return touchdowns.

Five different Falcons had kick return touchdowns under DeCamillis tutelage, led by Derrick Vaughn's four, which are second most in franchise history. In 2004, Rossum was named to the Pro Bowl after finishing second in the league with a 12.4 punt return average.

In 2002, DeCamillis helped kicker Jay Feely establish Falcons single-season records for points (138) and field goals made (32), which now both stand as second-best in franchise annals.

DeCamillis began his coaching career in Denver as defensive quality control and assistant special teams coach from 1989-92 before spending four seasons (1993-96) as special teams coach with the New York Giants.

DeCamillis and his wife, Dana, have two daughters, Caitlin and Ashley.

Joe DeCamillis - Asst. Head Coach/Special Teams Coordinator

Born: 1965, Arvada, Colorado

Playing Experience

None

Coaching Experience

Pro Coach: Chicago Bears (assistant head coach/special teams coordinator) **2013-present**; Dallas Cowboys (special teams coordinator) **2009-12**; Jacksonville Jaguars (special teams) **2007-08**; Atlanta Falcons (special teams) **1997-2006**; New York Giants (special teams) **1993-96**; Denver Broncos (special teams) **1988-92**.

**AARON KROMER** Offensive Coord./Offensive Line

Aaron Kromer is in his first season with the Bears in the dual role of offensive coordinator/offensive line coach after being hired by the franchise on January 16, 2013.

Bringing 23 years of coaching experience to the Bears, Kromer spent the previous five years with the New Orleans Saints where he worked with the offensive line and running backs. He had dual responsibility in his last four years with the Saints (2009-12) overseeing the offensive line/running game after tutoring the running backs in 2008. He also served as the interim head coach of the Saints for the first six games of the 2012 regular season. During his tenure as the Saints offensive line coach, five blockers were named to 10 Pro Bowls (T Jermon Bushrod 2012-13; G Jahri Evans 2010-13; C Jonathan Goodwin 2010; G Carl Nicks 2011-12 and T Jon Stinchcomb 2010) and New Orleans was tied for the fewest sacks in the NFL with 96.

During 2012, the New Orleans Saints ranked second in the NFL in total offense averaging 410.9 yards per game and third in scoring offense, putting up 28.8 points per game. The Saints offensive line allowed just 26 sacks in 2012, tied for third fewest in the league while Evans was named to his fourth consecutive Pro Bowl, all under Kromer's tutelage.

In 2011, the Saints set NFL records in total offense (averaging 467.1 yards per game, 7,474 yards) and passing yards (5,347 yards). New Orleans ranked second in the league in scoring offense (34.2 points per game) and tied for second in sacks allowed (24). Bushrod, Evans and Nicks were all named to the Pro Bowl, the second time under Kromer that three line-men were named to the Pro Bowl in a single season. In 2010, the offensive line allowed just 26 sacks in 2010, fifth-fewest in the league. Evans and Nicks were selected to the Pro Bowl.

During his first season as the Saints offensive line/running game coach, New Orleans earned its first Super Bowl Championship in franchise history as the offense led the NFL in total offense (403.8 yards per game) and scoring offense (31.9 points per game). The rushing attack ranked sixth in the NFL averaging 131.6 yards per game and the 20 sacks allowed were fourth-fewest in the league. Three players, Evans, Goodwin and Stinchcomb all were named to their first career Pro Bowls. In 2008, the Saints running backs combined for 2,472 yards from scrimmage and 28 touchdowns.

Kromer joined the Saints organization after three years in Tampa Bay working as the Buccaneers senior assistant/offensive line coach the final two seasons (2006-07) after joining the club as a senior assistant in 2005 with a focus on the offensive line. Two players, G Arron Sears (2006) and G Dan Buenning (2005), earned All-Rookie honors while Kromer was in Tampa Bay.

He joined Tampa Bay after a four-year stint with the Oakland Raiders, starting as assistant offensive line coach (2001) before being promoted to the offensive line coach (2002-04). From 2001-03 Kromer worked with new Bears head coach Marc Trestman on the Raiders offensive staff, including the 2002 campaign when Oakland led the NFL in total offense en route to its Super Bowl XXXVII appearance.

While in Oakland, Kromer tutored two players to Pro Bowl selections: T Lincoln Kennedy (2001-02) and C Barrett Robbins (2002). He also coached T Robert Gallery to an all-rookie selection in 2004.

Kromer got his first coaching experience in the Chicagoland area serving as Northwestern's offensive line coach from 1999-2000. The Wildcats led the Big Ten in total offense in 2000.

He got his coaching start at his alma mater, Miami University (Ohio), where he worked for nine seasons (1990-98). Kromer coached the offensive line in 1998 after working with the tight ends/H-Backs, defensive line, special teams and as a graduate assistant during the course of the previous eight seasons.

One of only four players in Miami history to serve as a two-time captain (1988-89), Kromer lettered for three seasons at offensive tackle from 1987-89. He was a recipient of the National Football Foundation and Hall of Fame Scholar-Athlete Award, graduating with a degree in education before earning his master's degree in education administration in 1991.

Kromer and his wife, Dawn, have a son, Zachary, and a daughter, Brooke.

Aaron Kromer - Offensive Coord./Offensive Line

Born: 1967, Sandusky, Ohio

Playing Experience

Offensive tackle, Miami (Ohio), 1986-89

Coaching Experience

Pro Coach: Chicago Bears (offensive coordinator/offensive line) **2013-present**; New Orleans Saints (offensive line/running game coordinator, interim head coach games 1-6 in 2012) **2008-12**; Tampa Bay Buccaneers (senior assistant, offensive line) **2005-07**; Oakland Raiders (assistant offensive line/offensive line) **2001-04**. **College Coach:** Northwestern (offensive line) **1999-2000**; Miami (Ohio) (graduate assistant/tight ends, H-backs/offensive line) **1990-98**.



MEL TUCKER Defensive Coordinator

Mel Tucker is in his first season as defensive coordinator of the Chicago Bears after being hired by the franchise on January 18, 2013.

Tucker brings 16 years of defensive coaching experience to the Bears including the last four (2009-12) as the Jaguars defensive coordinator, adding the title of assistant head coach in 2012.

During the 2011 season, Tucker spent the final five games as interim head coach of the Jaguars. Over the course of that season, the Jaguars were sixth in the NFL in total defense (313.0 yards per game) up from 28th in 2010 (371.8). The 313.0 yards per game were the fewest allowed by Jacksonville's defense since 2006. In 2011, they also ranked eighth in passing defense (208.8 yards per game), ninth in rushing defense (104.2), allowed the second fewest completions of 20-plus yards (43), forced the second most three-and-out drives (57) and were third in first downs allowed (268) and plays of 20-plus yards allowed (51). During Tucker's tenure in Jacksonville, CB Derek Cox recorded 12 interceptions, fourth most in franchise history.

Prior to his time in Jacksonville, Tucker spent four years with the Cleveland Browns (2005-08), serving as the defensive back coach for the first three seasons before being promoted to defensive coordinator in 2008.

During those four seasons, the Browns were fifth in the NFL with 73 interceptions and seventh in gross passing yards allowed (212.8). They also allowed the fourth-fewest completions of 25-plus yards (78). As defensive coordinator in 2008, Cleveland was tied for third in the NFL with 31 takeaways and second in the league with 23 interceptions.

Before joining the NFL coaching ranks, Tucker spent eight seasons working at the collegiate level.

From 2001-04, Tucker was on the Ohio State coaching staff working with the defensive backs before serving as co-defensive coordinator during the 2004 season. Under his tutelage, two Buckeyes, safeties Michael Doss (2002) and Will Allen (2003), were named first-team All-Americans by the Associated Press, and cornerback Chris Gamble (2002) was a second-team selection by The Sporting News. The Buckeyes won the national title during the 2002 season with Doss earning Big Ten Defensive Player of the Year and Fiesta Bowl MVP honors that year.

In 2000, Tucker served as the defensive backs coach at LSU under then-head coach Nick Saban. He got his coaching start under Saban at Michigan State working as a graduate assistant from 1997-98 before serving as the defensive backs coach at Miami (Ohio) in 1999. The Redhawks ranked 20th in the nation in pass efficiency defense in 1999 and 11th in turnover margin at +11, led by 27 takeaways.

Tucker was a four-year defensive back at the University of Wisconsin (1992-95), earning a degree in agricultural business management in 1995. An Ohio native, Tucker and his wife, Jo-Ellyn, have two sons, Joseph and Christian.

Mel Tucker - Defensive Coordinator

Born: 1972, Cleveland, Ohio

Playing Experience

Defensive Back, Wisconsin, 1992-95

Coaching Experience

Pro Coach: Chicago Bears (defensive coordinator) **2013-present**; Jacksonville Jaguars (defensive coordinator/assistant head coach, defensive coordinator) **2009-12**; Cleveland Browns (defensive backs/defensive coordinator) **2005-08**. **College coach:** Ohio State (defensive backs/co-defensive coordinator) **2001-04**; Louisiana State (defensive backs) **2000**; Miami (Ohio) (defensive backs) **1999**; Michigan State (graduate assistant) **1997-98**.

ACTIVE BEARS LEADERS GAMES PLAYED/STARTED

(Among Active Players)

Consecutive Games Played in a Bears uniform

Julius Peppers	54
Charles Tillman	48
J'Marcus Webb	44
Lance Briggs	42
Roberto Garza	41

Consecutive Games Started in a Bears uniform

Julius Peppers	54
Charles Tillman	48
Lance Briggs	42
J'Marcus Webb	42
Roberto Garza	41

**ANDY BISCHOFF** Tight Ends/Staff Coordinator

Andy Bischoff is in his first season as the Bears tight ends coach and staff coordinator after being hired by the team on January 18, 2013.

Bischoff spent the previous five seasons (2008-12) as the Montreal Alouettes running backs/tight ends coach. During that time he was also the assistant to current Bears Head Coach Marc Trestman and during the final three seasons (2010-12) in Montreal was the Alouettes special teams coordinator.

Bischoff joined the Alouettes following 14 years on the coaching staff of Cretin-Derham Hall High School (CDH), in St. Paul, Minnesota. CDH is also the alma mater of former Bears quarterback Steve Walsh. He started as the school's offensive line coach (1993-97) before adding additional duties and being named assistant head coach and co-offensive coordinator for his final four seasons (2004-07). During that time, the school compiled a 168-22 record, winning the state title in 1999 and playing in four championship games after reaching the state playoff tournament 13 times. During his years at CDH, he helped develop 18 offensive linemen and 3 tight ends who earned division I scholarships, including Ryan Harris of the Houston Texans. He was also the Dean of Students for 10 of his 14 years at the school.

During the offseason in Montreal, Bischoff worked the U.S. Army High School All-American Bowl as the Director of Football Operations for the West Team, a role he occupied for the last five years after coaching the game in 2008.

Bischoff graduated with a Bachelor's degree in education from the University of South Dakota in 1994. Following a playing career at the center position and earning 3 letters at USD, he went on to complete a Master's degree in Education Administration from Mankato State University in 1998 and a post master's license in administration from St. Mary's University (MN) in 2006.

He has two daughters: Makena Kaylynn (14) and Morgan Elizabeth (11) and is married to Brittany Leigh Bischoff.

Andy Bischoff - Tight Ends

Born: 1972, Fargo, North Dakota

Playing Experience

Offensive Line, South Dakota, 1989-93

Coaching Experience

Pro Coach: Chicago Bears (tight ends/staff coordinator) **2013-present**, Montreal Alouettes (CFL) (running backs, tight ends/special teams coordinator) **2008-12**.

2012 QUARTER-BY-QUARTER SCORING

Team	Bears Points Scored						Opponents Points Scored					
	Q1	Q2	Q3	Q4	OT	TOT	Q1	Q2	Q3	Q4	OT	TOT
IND	7	17	10	7	-	41	7	7	0	7	-	21
@ GB	0	0	3	7	-	10	0	13	0	10	-	23
STL	3	7	0	13	-	23	0	3	3	0	-	6
@ DAL	0	10	14	10	-	34	0	7	3	8	-	18
@ JAX	3	0	10	28	-	41	0	3	0	0	-	3
DET	10	0	3	0	-	13	0	0	0	7	-	7
CAR	7	0	0	16	-	23	3	10	6	3	-	22
@ TEN	28	3	6	14	-	51	2	3	7	8	-	20
HOU	0	3	3	0	-	6	3	7	0	3	-	13
@ SF	0	0	7	0	-	7	10	10	7	5	-	32
MIN	10	15	3	0	-	28	3	0	7	0	-	10
SEA	7	0	7	3	0	17	0	10	0	7	6	23
@ MIN	0	7	0	7	-	14	14	0	7	0	-	21
GB	0	7	3	3	-	13	0	14	7	0	-	21
@ ARI	7	14	7	0	-	28	3	3	0	7	-	13
@ DET	10	10	3	3	-	26	3	7	7	7	-	24
	92	93	79	111	0	375	48	97	54	72	6	277



MATT CAVANAUGH Quarterbacks

Matt Cavanaugh is in his first year as Chicago's quarterbacks coach after being hired by the Bears on January 18, 2013. This is Cavanaugh's second stint with the Bears, working as the team's offensive coordinator in 1997 and 1998. Cavanaugh has 21 years of coaching experience, including 15 seasons in the NFL and 12 as an NFL or collegiate offensive coordinator.

He spent the previous four seasons (2009-12) in New York working with the Jets quarterbacks. During those four seasons, the Jets made two AFC Championship game appearances. In six postseason contests during that time, Jets signal caller Mark Sanchez had a 94.3 passer rating, ninth highest in NFL playoff history among quarterbacks with at least 100 postseason attempts. Sanchez's nine postseason touchdown passes are most in franchise history and his 1,155 passing yards in the playoffs are second.

Prior to his time with the Jets, Cavanaugh spent four seasons as the offensive coordinator and quarterbacks coach at his alma mater, the University of Pittsburgh (2005-08). It was his second stint at Pitt after making his coaching debut in 1993 working with the Panthers tight ends. As offensive coordinator, Cavanaugh helped tutor future NFL running backs LeSean McCoy and LaRod Stephens-Howlin. In 2006, quarterback Tyler Palko ranked fourth in the nation in passing efficiency with a 163.25 rating. In 2007 as a freshman under Cavanaugh, McCoy was 21st in the nation in rushing averaging 110.7 yards per game. McCoy followed up that campaign by ranking 10th in the nation in rushing in 2008, averaging 114.5 yards per game. His 21 touchdowns as a sophomore were tied for third most in the NCAA that year and his 36 total touchdowns (35 rushing) in his two years under Cavanaugh set an NCAA record for touchdowns by a player through his sophomore campaign. McCoy's 2,816 rushing yards ranked fourth in school history, despite only playing for two seasons before leaving for the NFL.

Cavanaugh joined the University of Pittsburgh after working as the Baltimore Ravens offensive coordinator from 1999-2004, which included the franchise's Super Bowl XXXV victory in 2000. During that season, the Ravens ground game churned out a franchise-record 2,199 yards, fifth most in the NFL. Jamal Lewis had 1,364 rushing yards as a rookie that season, ranking seventh in the NFL. Under Cavanaugh's tutelage Lewis went on to produce 2,066 rushing yards in 2003, third-highest in NFL history, one of seven 2,000-yard rushers in league annals.

During his first stint with the Bears, Cavanaugh helped direct quarterback Erik Kramer to 3,011 passing yards in 1997, which at the time was fourth-highest in franchise history and still ranks as eighth best. The 3,501 gross passing yards in 1997 are fifth most in franchise history. That year, running back Raymont Harris had 1,033 rushing yards marking one of just five times in Bears history they produced a 3,000-yard passer and 1,000-yard rusher in the same season. Despite injuries to the quarterback position in 1998, the Bears offense produced 3,277 passing yards as wideout Bobby Engram had 987 receiving yards, 13th most in franchise single-season annals.

Cavanaugh served as quarterbacks coach for the San Francisco 49ers in 1996 as Steve Young led the NFL in passer rating (97.2) and completion percentage (67.7), which was the fourth highest of his career. He got his first taste of NFL coaching in 1994, working as the quarterbacks coach of the Arizona Cardinals, a position he held for two years.

Cavanaugh won two Super Bowl titles as a backup quarterback with the New York Giants (XXV) and the 49ers (XIX). He was a second-round selection (50th overall) of the Patriots in 1978 NFL Draft, spending five seasons with New England (1978-82) before stints with the 49ers (1983-85), Eagles (1986-89) and Giants (1990-91). He appeared in 112 contests with 19 starts, completing 305 of 579 passes for 4,332 yards, 28 touchdowns and 30 interceptions.

As a collegiate quarterback, Cavanaugh guided Pitt to the 1976 National Championship and was named the Sugar Bowl MVP after a 27-3 victory over Georgia. A year later, he earned All-America honors.

Cavanaugh earned his bachelor's degree from Pitt in administration of justice. He is married, Maria. He has three children: Amy, Andrew, and Mollie.

Matt Cavanaugh - Quarterbacks

Born: 1956, Youngstown, Ohio

Playing Experience

Quarterback, Pittsburgh, 1974-77

Pro Quarterback, New England, 1978-82; San Francisco, 1983-85; Philadelphia, 1986-89; New York Giants, 1990-91

Coaching Experience

Pro Coach: Chicago Bears (quarterbacks) **2013-present**; New York Jets (quarterbacks) **2009-12**, Baltimore Ravens (offensive coordinator) **1999-2004**; Chicago Bears (offensive coordinator) **1997-98**; San Francisco 49ers (quarterbacks) **1996**, Arizona Cardinals (quarterbacks) **1994-95**. **College Coach:** Pittsburgh (tight ends/offensive coordinator, quarterbacks) **1991-93**; **2005-08**.

**MIKE GROH** Wide Receivers

Mike Groh is in his first season as the Bears wide receivers coach after being named to the position on February 23, 2013. Groh spent the previous two seasons as Alabama's wide receivers coach and recruiting coordinator, helping lead the Crimson Tide to back-to-back national championships, his third overall at Alabama after serving as the offensive graduate assistant in 2009. In addition, Groh was recognized as the 2013 national recruiter of the year by Rivals and 24/7 Sports.

In 2012, Groh oversaw Amari Cooper's Freshman All-America season as the true freshman set a school record with 11 touchdown receptions and a school-freshman record with 59 receptions for 1,000 yards. Overall, the Crimson Tide offense set school records for points scored (542), passing touchdowns (31), total offense (6,237) and offensive touchdowns (68).

In 2011, Groh coached seven wide receivers who averaged 10-plus yards per reception. Marquis Maze recorded 56 catches for 627 yards, earning second-team All-Southeastern Conference honors.

As the quarterbacks coach at Louisville in 2010, Groh developed seniors Adam Froman and Justin Burke, who had to share the starting role due to injuries. The duo improved from nine touchdown passes with 10 interceptions in 2009 to 21 TDs with just seven INTs in 2010.

Groh spent the 2009 season at Alabama as an offensive graduate assistant as the Tide recorded a 14-0 record en route to the national championship.

Prior to his time at Alabama and Louisville, Groh coached at his alma mater, Virginia, for eight seasons (2001-08), including the final three years as the offensive coordinator for the Cavaliers. Groh started as the wide receivers coach before added the role of overseeing the quarterbacks in 2003. He also added the title of recruiting coordinator in 2005.

In his first year working with the quarterbacks at Virginia, Groh coached NFL Pro Bowler Matt Schaub, who set a school record with a 69.7 percent completion percentage, throwing for 2,952 yards and 18 touchdowns. In 2004-05, Groh helped Marques Hagans transition from wide receiver to quarterback. Hagans finished his career with 4,877 passing yards, seventh-most in school history.

As the wide receivers coach in 2001 and 2002 seasons, Groh helped Billy McMullen become the second leading receiver in ACC history with a school-record 210 career receptions.

As the starting quarterback at Virginia in 1994-95, Groh is the only signal-caller in school history to lead the Cavaliers to nine wins and a bowl victory in consecutive seasons. In 1994, he led the ACC and was 13th nationally in passing, leading Virginia to a 9-3 record, while being named MVP of the Independence Bowl after a 20-10 victory over TCU.

As a tri-captain in 1995, Groh helped lead Virginia to a share of the ACC championship with a 9-4 record, including a 34-27 victory over Georgia in the Peach Bowl. He earned second team all-ACC honors in 1995 and received Virginia's Joe Palumbo Award for self-sacrifice.

Groh played his final season at Virginia as a graduate student, after receiving his undergraduate degree in rhetoric and communication studies from Virginia in 1995. He attended the Baltimore Ravens training camp as a free agent in 1996 and later played in the World League for the Rhein Fire in 1997. Groh spent the 2000 season as an offensive assistant/quality control coach for the New York Jets.

Groh is married to the former Elena Montero.

Mike Groh - Wide Receivers

Born: 1971, Charlottesville, Virginia

Playing Experience

Quarterback, Virginia, 1991-95

Pro Quarterback, Rhein Fire (WLA), 1997

Coaching Experience

Pro Coach: Chicago Bears (wide receivers) **2013-present**, New York Jets (assistant) **2001**. **College Coach:** Alabama (wide receivers) **2011-12**; Louisville (quarterbacks) **2010**, Alabama (offensive graduate assistant) **2009**, Virginia (wide receivers, quarterbacks, offensive coordinator) **2001-08**.



JON HOKE **Defensive Backs**

Jon Hoke, in his fifth season as Chicago's defensive backs coach, was hired on January 13, 2009.

In 2012, under Hoke's guidance CBs Tim Jennings and Charles Tillman were both named as Pro Bowl starters, the first cornerback tandem to both be named Pro Bowl starters since Hanford Dixon and Frank Minnifield of the Cleveland Browns in 1988. Jennings was named to his first career Pro Bowl after leading the NFL with nine interceptions, tied for second-most in Bears single-season history. Tillman became the first cornerback to be selected to back-to-back Pro Bowls in Bears history and the team's first defensive back since safety Mark Carrier in 1990-91. In 2012, Tillman led the NFL with a career-high 10 forced fumbles and was named All-Pro by the Associated Press.

Tillman has 13 interceptions, six interception return touchdowns and 23 forced fumbles under Hoke's tutelage and is now the franchise leader in defensive touchdowns (nine) and interception return scores (eight).

The Bears defensive backs helped a defense that held opposing quarterbacks to a 71.3 passer rating, second lowest in the NFL in 2012. The 79.0 opponent passer rating since 2009 by the Bears is sixth lowest in the NFL during that time and their 78 interceptions are third most.

In 2011, under Hoke's guidance Tillman, a nine-year veteran at the time, was named to his first career Pro Bowl.

In 2010, S Chris Harris, who is now a defensive quality control coach for Chicago, was named second-team All-Pro by the Associated Press after recording five interceptions. Tillman returned his five interceptions in 2010 127 yards, third most in the NFL. Tillman's 25.4 yards per return was third highest in the NFL.

In 2009, second-year cornerback Zackary Bowman ranked tied for fifth in the NFL with six interceptions, the most by a Bears corner since Nathan Vasher had eight in 2006. Tillman ranked second in the NFL in 2009 with six forced fumbles, the most among defensive backs.

Prior to his time in Chicago, the 30-year coaching veteran spent the previous seven seasons (2002-08) as the Houston Texans defensive backs coach after spending three seasons (1999-2001) at the University of Florida as the Gators defensive coordinator/secondary coach. He added the title of assistant head coach in his final two seasons (2000-01) at Florida.

During his time with the Texans, Houston defensive backs accounted for 82.8 percent (72 of 87) of the teams' interceptions, seventh-highest percentage in the NFL during that span and third-highest in the AFC. In 2002, he coached CB Aaron Glenn to the Pro Bowl.

Prior to his time in Gainesville, Hoke tutored the defensive backs at Missouri for five seasons (1994-98) after spending five years in the same capacity at Kent State (1989-93), adding the title of defensive coordinator in his final season with the Golden Flashes.

Hoke started coaching at Bowling Green in 1983 as the Falcons' secondary/special teams coach. He spent four seasons in Bowling Green before coaching the defensive backs/special teams at San Diego State from 1987-88.

A four-year letterman at Ball State (1976-79), Hoke earned all-MAC honors as a defensive back. He earned a bachelor's degree in physical education. Hoke played 11 games for the Chicago Bears in 1980, recording seven tackles.

A native of Kettering, Ohio, Hoke and his wife, Jody, have four children: Mallory, Kyle and twins Kendall and Carly.

Jon Hoke - Defensive Backs

Born: 1957, Kettering, Ohio

Playing Experience

Defensive Back, Ball State, 1976-79

Pro Defensive Back, Chicago Bears, 1980

Coaching Experience

Pro Coach: Chicago Bears (defensive backs) **2009-present**; Houston Texans (defensive backs) **2002-08**. **College coach:** Florida (assistant head coach/defensive coordinator/secondary) **2000-01**, (defensive coordinator/secondary) **1999**; Missouri (defensive backs) **1994-98**; Kent State (defensive coordinator/defensive backs) **1993**, (defensive backs) **1989-92**; San Diego State (defensive backs/special teams) **1987-88**; Bowling Green (secondary/special teams) **1983-86**.

**PAT MEYER** Assistant Offensive Line

Pat Meyer is in his first year as assistant offensive line coach for the Chicago Bears after being hired by the franchise on January 24, 2013.

Meyer joins the Bears after one season in Montreal as the Alouettes offensive coordinator/offensive line coach. In 2012, the Alouettes were third in the league in scoring (26.6 points per game), tied for first in touchdowns (51), second in passing (293.2 yards per game) and tied for first in fewest sacks allowed (30).

Prior to his time in Montreal, Meyer spent four seasons at his alma mater, Colorado State (2008-11). In his first season he worked as the Rams offensive line coach before adding the title of run game coordinator a year later. In 2010, he became Colorado State's offensive coordinator.

Meyer spent the 2006 season at North Carolina State as the offensive line coach. He also has nine years of experience as a strength and conditioning coaching working at Florida State (2007), NC State (2000-05) and Memphis (1999-2000).

In 1997, Meyer made his coaching debut at Memphis as a graduate assistant before working as the offensive assistant in 1998 with a focus on the Tigers offensive line and tight ends. He was the school's assistant strength coach in 1999 before working as the director of strength and conditioning for the first five months of 2000.

Meyer was a four-year letterman at Colorado State (1991-94), earning all-WAC honors three-straight years. As a senior he was team captain, earning first-team all-conference accolades and was named an Academic All-American.

He went on to sign with the NFL's Arizona Cardinals as an undrafted rookie free agent in 1995 before playing in the Arena Football League with the St. Louis Stampede.

An all-state selection and a four-year starter at Girard (Ohio) High School, Meyer also lettered in wrestling, basketball, baseball and track.

Meyer and his wife, Erin, have three daughters, Christina, Emma and Sophia. He earned his bachelor's degree in exercise and sports science from CSU in 1995.

Pat Meyer - Assistant Offensive Line

Born: 1972, Youngstown, Ohio

Playing Experience

Offensive Line, Colorado State, 1991-94

Pro Offensive Line, St. Louis Stampede (AFL), 1996

Coaching Experience

Pro Coach: Chicago Bears (assistant offensive line) **2013-present**; Montreal Alouettes (CFL) (offensive coordinator/offensive line) **2012**. **College coach:** Colorado State (offensive line/run game coordinator/offensive coordinator) **2008-11**, Florida State (strength & conditioning) **2007**, North Carolina State (offensive line/strength & conditioning) **2000-2006**; Memphis (strength & conditioning/graduate assistant/offensive assistant) **1997-99**.

OFFENSIVE LINEMEN SCORES

Since the AFL-NFL merger in 1970, five Bears offensive lineman have scored a touchdown. Edwin Williams was the last Bears offensive lineman to score a touchdown, doing so on December 25, 2011 at Green Bay when he recovered a fumble in the end zone.

TDs BY BEARS OFFENSIVE LINEMEN SINCE 1970

Player	Date	Opp.	TD
Edwin Williams	12/25/11	at GB	Fumble recovery in end zone
John St. Clair	9/16/07	vs. KC	2-yard pass from Rex Grossman
Marcus Spears	10/13/96	at NO	1-yard pass from Dave Krieg
George Seals	10/10/71	vs. NO	Fumble recovery in end zone
Rich Coady	11/29/70	at BAL	1-yard pass from Jack Concannon



SKIP PEETE Running Backs

After being hired by the Chicago Bears on January 18, 2013, Skip Peete is in his first season as the team's running backs coach.

Peete has spent the last 15 seasons as an NFL running backs coach including the previous six (2007-12) with the Dallas Cowboys.

During his tenure in Dallas, the Cowboys rushing attack set a franchise single-season record in 2009 with a 4.8 yards per carry average (2,103 yards on 436 attempts), which ranked second in the NFL that season. Dallas' 131.4 rushing yards per game was seventh in the league in 2009. His 2011 squad finished with the ninth-highest rushing average in franchise history at 4.4 yards per attempt (1,807 yards on 408 carries).

In 2009, under Peete's guidance, Felix Jones established a single-season franchise mark averaging 5.9 yards per carry (685 yards on 116 attempts). His rushing average led the league in 2009 and is 10th highest in NFL single-season annals among running backs since the 1970 merger. DeMarco Murray's 5.5 rushing average (897 yards on 164 attempts) in 2011 was third-highest in single-season franchise history and was third-highest in the NFL that season (second among running backs). It is the seventh highest rushing average by a rookie since 1970 and fifth highest during that time among rookie running backs.

In his first season with the club in 2007, Peete helped Marion Barber to his first career Pro Bowl nod as Barber rushed for a career-high 975 rushing yards to go along with 10 touchdowns.

Prior to his time in Dallas, Peete spent nine seasons (1998-2006) overseeing the Raiders running backs. During that time, Peete directed Tyrone Wheatley (1,046 in 2000) and LaMont Jordan (1,025 in 2005) to career highs in rushing yards. The 1,000-yard rushing seasons are two of just 14 such occurrences in franchise history and rank 10th and 11th, respectively in Raiders annals.

Oakland led the league in rushing in 2000 averaging 154.4 yards per game, ninth best in franchise history.

During the Raiders 2002 AFC Championship season, Charlie Garner had 941 receiving yards on 91 receptions, fourth and fifth most all-time in NFL single-season history among running backs.

Before coming to the NFL, Peete spent 10 years (1988-1997) in the collegiate coaching ranks. He began his career at the University of Pittsburgh as a graduate assistant in 1988 before coaching the wide receivers for two seasons. He was the Panthers running backs coach for his final two seasons at Pittsburgh, coaching future NFL rusher Curtis Martin. Peete went on to coach the wide receivers at Michigan State (1993-94) and Rutgers (1995) before coaching the running backs at UCLA for two seasons (1996-97).

Collegiately, Peete played two seasons at Arizona (1981-82) before transferring to Kansas. During his time at Kansas, Peete was an All-Big Eight wide receiver (1985) and was voted team captain in his senior year of 1986. He played wide receiver and special teams for one season in the NFL with the New York Jets.

His father, Willie, is a longtime collegiate and NFL coach, including working with the Bears running backs from 1995-97 and as one of Chicago's pro scouts in 1998. His brother, Rodney, is a former NFL quarterback, who played 16 seasons. A Phoenix native, Peete and his wife, Rebeca, have twins, son Reeco and daughter Gisele.

Skip Peete - Running Backs

Born: 1963, Mesa, Arizona

Playing Experience

Wide Receiver, Arizona, 1981-82

Wide Receiver, Kansas, 1984-85

Pro Wide Receiver, New York Jets, 1987

Coaching Experience

Pro Coach: Chicago Bears (running backs) **2013-present**; Dallas Cowboys (running backs) **2007-12**; Oakland Raiders (running backs) **1998-2006**. **College Coach:** UCLA (running backs) **1996-97**; Rutgers (wide receivers) **1995**; Michigan State (wide receivers) **1993-94**; Pittsburgh (wide receivers/running backs) **1988-92**.

**MIKE PHAIR** Defensive Line

Mike Phair will begin his third season as defensive line coach of the Bears after being hired on February 3, 2011.

In 2012, the Bears had two defensive linemen named to the Pro Bowl in DT Henry Melton and DE Julius Peppers and Chicago ranked eighth in the NFL with 41 sacks. Thirty-eight of the Bears 41 sacks in 2012 came from defensive linemen. Melton was named to his first career Pro Bowl and his 13 sacks under Phair's tutelage rank second in the NFL for a defensive tackle since 2011. Peppers has been named to the Pro Bowl in each of Phair's first two seasons with the team and has 22.5 sacks during that time. He is the first Bears player to have back-to-back double digit sack seasons (11 in 2011 and 11.5 in 2012) in a decade and in 2012 was tied for the NFL lead with four opponent fumble recoveries.

Last season was also a breakout year for DE Corey Wootton, who had a career-high seven sacks under Phair's guidance. DE Israel Idonije had 7.5 sacks, the second-highest total of his NFL career.

In 2011, the Bears defensive line produced 30 of the team's 33 sacks, seventh most in the NFL by a defensive front and the third highest percentage by a defensive line in the NFL (90.9).

Prior to joining the Bears, Phair spent six seasons with the Seattle Seahawks including the last three on their coaching staff. Phair held the positions of defensive assistant (2010), assistant defensive line coach (2009) and assistant linebacker coach (2008) with Seattle after spending the previous three years as an area scout for the Seahawks (2005-07), including their 2005 NFC Championship season. In 2008, Phair helped linebacker Julian Peterson to his fifth Pro Bowl nod.

Prior to coming to Seattle, Phair spent three seasons in the college scouting department of the Tampa Bay Buccaneers, including their Super Bowl XXXVII championship season in 2002. Phair has college coaching experience with Arizona State (graduate assistant/defense working with the defensive line, 1999-2000) and Tiffin University (linebackers/special teams/recruiting, 2001).

Phair played collegiate football at Arizona State, starting two years at linebacker after beginning his career with the Sun Devils as a walk-on. He played two seasons at Mesa Community College, earning first-team all-conference honors in 1989.

Phair and his wife, Jennifer, have four children: Parker, Coleman, Maisy and Ava.

Mike Phair - Defensive Line

Born: 1969, Mesa, Arizona

Playing Experience

**Linebacker, Mesa (Ariz.) C.C., 1988-89,
Arizona State, 1990-91**

Coaching Experience

Pro Coach: Chicago Bears (defensive line) **2011-present**; Seattle Seahawks (defensive assistant) **2010**, Seattle Seahawks (assistant defensive line) **2009**, Seattle Seahawks (assistant linebackers) **2008**. **College Coach:** Tiffin University (linebacker/special teams/recruiting) **2001**, Arizona State (graduate assistant/defense - defensive line) **1999-2000**.

CONTRACT EXPIRATION

2013 - Adams, Allen, Ja. Anderson, Jo. Anderson, Aromashodu, Boggs, Bowman, Brandon, Britton, Collins, Costanzo, Cutler, Eldridge, Ellis, Fiammetta, Franklin, Garza, Gould, Hayden, Hester, Irvin, Jackson, Jennings, Mannelly, McBride, McCown, McManis, Melton, Moore, Nelson, Onobun, Ozoogwu, Scott, Slauson, Steltz, Tillman, Unga, Webb, D. Williams, E. Williams, Wootton, Wright, Zbikowski

2014 - Blanchard, Briggs, Brown, Conte, Dennis, Frey, Golden, Maneri, Marshall, Miller, Paea, Quarles, Thomas, Toliver, Trahan, Weems, Whiteside, L. Wilson

2015 - E. Bennett, Bush, Ford, Forte, Hardin, Hurst, Jeffery, Lenz, Lindeman, Lonergan, Minter, Peppers, Podlesh, Rucker, Russell, Signor, Tupou, Way, C. Wilson

2016 - M. Bennett, Bostic, Greene, McClellin, Mills, Washington, M. Wilson

2017 - Bushrod, Long



MICHAEL SINCLAIR Assistant Defensive Line

Michael Sinclair is in his first season as the Chicago Bears assistant defensive line coach after being hired by the franchise on January 18, 2013.

Sinclair spent the previous five seasons (2008-12) as the defensive line coach of the Montreal Alouettes. He joined the Saskatchewan Roughriders after the 2012 season as the assistant head coach and defensive line coach.

While with Montreal, Sinclair was a part of a defensive coaching staff that helped the Alouettes to two Grey Cup Championships (2009 and 2010). In 2009, the Alouettes finished the season ranked first in 22 of the league's 26 defensive categories and finished with the second fewest points per game allowed in modern CFL history.

Sinclair also spent two seasons (2007 and 2008) coaching in NFL Europe, winning two World Bowl titles while with the Hamburg Sea Devils.

Sinclair began his coaching career at West Texas A&M in 2005 and 2006 where he served as the team's defensive line coach and helped lead the team to two Lone Star Conference championships.

As a player, Sinclair was a three-time Pro Bowl (1996-98) defensive lineman with the Seattle Seahawks. In 11 seasons with the Seahawks (1992-2001) and Philadelphia Eagles (2002), Sinclair recorded 352 tackles, 73.5 sacks, 24 forced fumbles and nine fumble recoveries in 148 games with 114 starts. His 73.5 sacks are second most in Seahawks franchise history. In 1998 he was a second-team All Pro after leading the NFL with a Seattle franchise-single season record 16.5 sacks. He also received the Steve Largent Award that season, presented each year to the player who best exemplifies the spirit, dedication and integrity of the Seahawks.

Collegiately, Sinclair played at Eastern New Mexico University from 1986 to 1990. He was named the Lone Star Conference Defensive Lineman and Defensive Player of the Year in his senior season, recording 16 sacks. He was also named to the LSC's All-Decade Team.

Michael Sinclair - Assistant Defensive Line

Born: 1968, Galveston, Texas

Playing Experience

Defensive End, Eastern New Mex., 1986-90

Pro Defensive End, Seattle, 1999-2001;

Philadelphia, 2002

Coaching Experience

Pro Coach: Chicago Bears (assistant defensive line) **2013-present**; Montreal Alouettes (CFL) (defensive line) **2008-12**; Hamburg Sea Devils (NFL) (defensive line) **2007-08**.

PLAYOFF APPEARANCES

The Bears rank tied for seventh in the NFL in all-time playoff appearances. Only the New York Giants (31), Dallas (30), Green Bay (28), Minnesota (27), Pittsburgh (27) and St. Louis (27) have reached the playoffs more than Chicago. The Bears have an overall playoff record of 17-18 including a 13-8 (.619) record at home and 4-10 (.286) mark on the road.

Team	Playoff App.	Team	Playoff App.	Team	Playoff App.
N.Y. Giants	31	Washington	23	Atlanta	12
Dallas	30	Miami	22	Seattle	12
Green Bay	28	Oakland	21	Cincinnati	11
Minnesota	27	Tennessee	21	Tampa Bay	10
Pittsburgh	27	New England	20	Baltimore	9
St. Louis	27	Buffalo	18	New Orleans	9
Chicago	25	Denver	18	Arizona	8
Indianapolis	25	San Diego	17	Jacksonville	6
Cleveland	24	Kansas City	16	Carolina	4
San Francisco	24	Detroit	15	Houston	2
Philadelphia	23	N.Y. Jets	14		



DWAYNE STUKES Assistant Special Teams

Dwayne Stukes is in his first season as the Chicago Bears assistant special teams coach after being hired by the team on January 28, 2013.

Stukes spent the 2012 season with the Dallas Cowboys as a coach in their minority internship program after serving on Tampa Bay's coaching staff for six seasons (2006-11), the last as the Buccaneers special teams coordinator.

During the 2011 season, Buccaneers kicker Connor Barth ranked third in the NFL in field goal percentage with a career-high 92.9 percent (16 of 28). Fellow Michael Koenen was seventh in the NFL in touchback percentage (58.7, 37 touchbacks of 63 kickoffs) and eighth in net punting average (40.3). The Buccaneers punt coverage unit was eighth in the NFL allowing just 7.4 yards per return and the kickoff coverage unit was ninth allowing 22.8 yards per return.

In 2009 and 2010, Stukes was Tampa Bay's assistant defensive backs coach after serving as special teams quality control coach in 2008. He joined the team as a coaching assistant in 2006, a position he held for two years. He also served as the assistant defensive backs coach for the Berlin Thunder in 2006.

Stukes played collegiately at the University of Virginia and was awarded UVA's Gretchen Savin Macmillaine Football Scholarship, given for outstanding academic achievement.

He spent parts of four seasons in the NFL from 2000-03 as a member of the Buccaneers, Atlanta Falcons and Pittsburgh Steelers. Stukes also spent time with NFL Europe's Berlin Thunder (2001-02) and the Arena Football League's Colorado Crush (2004). He played for the Berlin Thunder (NFL Europe 2001-02) and Colorado Crush (AFL, 2004).

Dwayne Stukes - Assistant Special Teams

Born: 1977, Portsmouth, Virginia

Playing Experience

Cornerback/Safety, Virginia, 1996-99

Pro Safety, Berlin Thunder (NFL), 2001-02;

Colorado Crush (AFL), 2004

Coaching Experience

Pro Coach: Chicago Bears (assistant special teams) **2013-present**; Tampa Bay Buccaneers (special teams coordinator, defensive backs, special teams quality control, coaching assistant) **2006-11**; Berlin Thunder (assistant defensive backs) **2006**.

SPECIAL TEAMS IN THE RANKINGS

The Bears special teams unit finished ninth in the NFL during the 2012 regular season according to a composite ranking system based on the one used by Rick Gosselin of the *Dallas Morning News*. The system ranks each of the special teams units of every NFL team by way of 22 statistical categories. The rankings focus on return yards, coverage, drive starting point, punting categories, field goals, extra points, turnovers, blocked kicks, points and penalties.

The Bears finished in the top half of the League in 14 of those categories and in the top five in seven during the 2012 season.

Chicago was the top-rated unit in the ranking system during the 2006 and 2007 seasons.

Special teams leaders since 1990 below along with where Chicago finished each year since 1990.

Year	Bears Rank	Champion	Year	Bears Rank	Champion
2012	9	Minnesota	2000	15	Miami
2011	3	San Francisco	1999	4	Seattle
2010	4	New England	1998	4	Dallas
2009	6	Cleveland	1997	28	Jacksonville
2008	8	Buffalo	1996	19	Buffalo
2007	1	Chicago	1995	17	Washington
2006	1	Chicago	1994	9	Cleveland
2005	11	Buffalo	1993	8	New Orleans
2004	10	Buffalo	1992	8	Indianapolis
2003	7	Philadelphia	1991	25	LA Raiders
2002	14	New Orleans	1990	13	Atlanta
2001	2	Philadelphia			



TIM TIBESAR Linebackers

Tim Tibesar was named the Chicago Bears linebackers coach on January 29, 2013.

Tibesar spent 2012 as Purdue's defensive coordinator/linebackers coach after working the previous three seasons in Montreal as the Alouettes linebackers coach (2009-10) and defensive coordinator (2011). During his time in Montreal, the Alouettes won two Grey Cups and in 2009 the defensive unit ranked first in 22 of the league's 26 categories, including allowing the second fewest points per game in modern CFL history.

Prior to his time with the Alouettes, Tibesar worked three years at Kansas State running the special teams in 2006 before being named defensive coordinator for the final two seasons (2007-08). In 2007 the Wildcats led the Big 12 in sacks per game (30 sacks in 12 contests). In 2006, K-State led the nation in special teams scores (seven), topping the country with three kickoff return touchdowns and finishing second with three punt return touchdowns, while adding a fumble return touchdown. That year, the team was tops in the nation in kickoff returns (27.1 yards per return) and 16th in punt returns (13.0) as Yamon Figurs was fifth in the nation, individually, averaging 14.7 yards per punt return. The Wildcats kickoff coverage unit was 18th in the nation (18.1 ypr) in kickoff coverage. Kansas State also blocked three punts that season.

Tibesar started coaching in 1997 at San Diego State University, working as a student assistant for two years. In 1998 he became linebackers coach at Grossmont College. He was an offensive GA/assistant offensive line coach at the University of California-Berkeley in 1999. In 2000, Tibesar served as Cornell's tight ends coach before spending five seasons working at his alma mater, North Dakota. He first worked as the Fighting Sioux's inside linebackers coach in 2001, a position he held for three seasons. In 2004, he was promoted to defensive coordinator. During his two seasons as defensive coordinator, North Dakota ranked first in the North Central Conference in scoring defense, total defense, pass efficiency defense and sacks. In 2004, North Dakota led all of Division II in scoring defense, yielding 12.2 points per game, including just 10.5 points per game in the regular season. Under Tibesar's tutelage, a North Dakota player was named North Central Conference's Most Valuable Linebacker on three occasions.

Tibesar was a four-year letterwinner (1993-96) at North Dakota, serving as team captain in his final two years. As a senior he earned first-team All-America honors and was named the NCC's Male Athlete of the Year, graduating summa cum laude with a degree in economics. He received a Master's degree in business administration from San Diego State in 1998.

He and his wife, Jill, have one daughter, Elle.

Tim Tibesar - Linebackers

Born: 1972, St. Paul, Minnesota

Playing Experience

Linebacker, North Dakota, 1993-96

Coaching Experience

Pro Coach: Chicago Bears (linebackers) **2013-present**; Montreal Alouettes (linebackers) **2009-11**. **College Coach:** Purdue (defensive coordinator/linebackers) **2012**, Kansas State (special teams, defensive coordinator) **2006-08**; North Dakota (inside linebackers, defensive coordinator) **2001-05**; Cornell (tight ends) **2000**; California (offensive graduate assistant/assistant offensive line) **1999**; Grossmont College (linebackers) **1998**; San Diego State (graduate assistant) **1997-98**.

BEARS LEADING TACKLERS (Since 1998)

Year	Name	Pos	Tackles	Year	Name	Pos	Tackles
2012	Lance Briggs	LB	128	2004	Lance Briggs	LB	168
2011	Lance Briggs	LB	147	2003	Brian Urlacher	LB	153
2010	Brian Urlacher	LB	146	2002	Brian Urlacher	LB	214
2009	Lance Briggs	LB	147	2001	Brian Urlacher	LB	148
2008	Lance Briggs	LB	136	2000	Brian Urlacher	LB	165
2007	Brian Urlacher	LB	158	1999	Barry Minter	LB	149
2006	Brian Urlacher	LB	185	1998	Marty Carter	SS	159
2005	Brian Urlacher	LB	171				

**SEAN DESAI** Defensive Quality Control

Sean Desai is in his first season as a defensive quality control coach for the Chicago Bears after being hired by the team on January 28, 2013.

Desai joins the Bears after spending one season as the running backs/special teams coordinator at Boston College. Last year the Eagles led the NCAA in punt returns averaging 21.7 yards per return (282 yards and one touchdown on 13 returns).

He was the assistant director of football operations at the University of Miami (FL) in 2010 after spending four seasons at Temple (2006-09).

Desai served as Temple's graduate extern for academics in 2006. He went on to serve as the graduate assistant for the Owls defense/special teams before being elevated to special teams coordinator/outside linebackers coach in 2010.

He starting his coaching career at his alma mater Shelton (Conn.) High School, serving as assistant defensive coordinator, defensive backs and wide receivers coach for the freshman squad from 2001-04.

Desai earned his doctorate in educational administration at Temple University in May 2008, serving as an adjunct professor at the school in 2009 and 2010, teaching in the master's and doctoral programs in education administration.

Desai is married to the former Ojus Patel and the couple have a son, Arian.

Sean Desai - Defensive Quality Control

Born: 1983, Shelton, Connecticut

Playing Experience

No college or pro playing experience

Coaching Experience

Pro Coach: Chicago Bears (defensive quality control) **2013-present**. **College coach:** Boston College (running backs/special teams coordinator/defensive backs) **2012**; Miami (assistant director of football operations) **2011**; Temple (graduate assistant, special teams coordinator/outside linebackers) **2007-10**.

**CHRIS HARRIS** Defensive Quality Control

Chris Harris is in his first season as a defensive quality control for the Chicago Bears after being hired by the team on January 28, 2013.

Harris spent eight seasons as an NFL safety for the Bears (2005-06 and 2010-11), Carolina Panthers (2007-09), Detroit Lions (2011) and Jacksonville Jaguars after being selected by Chicago in the sixth round (181st overall) in the 2005 NFL Draft. He recorded 422 tackles, 16 interceptions, 13 forced fumbles, nine fumble recoveries and 37 passes defended in 101 games played (88 starts). In 2007, Harris set a Panthers franchise record with seven forced fumbles. He was named second-team All-Pro by the Associated Press in 2010.

Harris started 7 career playoff games including Super Bowl XLI for the Bears in which he intercepted Colts quarterback Peyton Manning. During his playoff career, Harris tallied 48 tackles, one interception and two forced fumbles. He was named one of the Bears Brian Piccolo Award winners as a rookie in 2005.

Collegiately, Harris played for Louisiana-Monroe (2001-04), where he ranks fourth in school history in career tackles (383) and third in interceptions (14), including tying a school single-season record with seven in 2004.

Harris and his wife, Kenetria, have two sons and daughter.

Chris Harris - Defensive Quality Control

Born: 1982, Little Rock, Arkansas

Playing Experience

Safety, Louisiana-Monroe, 2001-04
Pro Safety, Chicago Bears, 2005-06, 2010-11;
Carolina Panthers 2007-09; Detroit Lions 2011;
Jacksonville Jaguars, 2012

Coaching Experience

Pro Coach: Chicago Bears (defensive quality control) **2013-present**.



BRENDAN NUGENT **Offensive Quality Control**

Brendan Nugent is in his first season as an offensive quality control coach for the Chicago Bears after being hired by the team on January 29, 2013.

Nugent spent 2012 in Montreal as the Alouettes special teams assistant and offensive quality control coach.

He spent the previous five seasons (2007-11) at William & Mary coaching running backs (2010-2011), tight ends (2007, 2009) and wide receivers (2008). Nugent started in the collegiate coaching ranks in 2005 at the University of Iowa as the Hawkeyes offensive assistant, a position he held for two years. The Hawkeyes participated in the 2005 Outback Bowl and the 2006 Alamo Bowl during that span.

Nugent got his first coaching job at his alma mater Archbishop Stepinac High School in his hometown of White Plains, New York, overseeing the linebackers in 2004.

Collegiately he played linebacker for three seasons at The Catholic University of America in Washington, D.C.

Nugent is married to the former Jennifer Portlock and the couple has a daughter, Addelynn.

Brendan Nugent - Offensive Quality Control

Born: 1983, Port Chester, New York

Playing Experience

Linebacker, Catholic University of America, 2001-04

Coaching Experience

Pro Coach: Chicago Bears (offensive quality control) **2013-present**; Montreal Alouettes (CFL) (special team assistant/offensive quality control) **2012**. **College coach:** Williams & Mary (running backs, tight ends, wide receivers) **2007-11**; Iowa (offensive assistant) **2005-06**.



CARSON WALCH **Offensive Quality Control**

Carson Walch is in his first season as an offensive quality control coach of the Bears after being hired by the franchise on January 29, 2013.

In 2012 Walch served as the Montreal Alouettes wide receivers coach after spending two years (2010 and 2011) as an offensive assistant for offense and special teams. The Alouettes won the Grey Cup Championship in 2010.

Prior to his time in Montreal, Walch spent three seasons (2007-09) at his alma mater, Winona State – his second stint coaching at the university. In his last two seasons at Winona State, Walch was the assistant head coach and offensive coordinator. During his first stint at the school (2000-02), Walch was a student coach before being named receivers coach and passing game coordinator. During his coaching years at Winona State the football program won four conference titles and competed in the post-season four times. In 2006, he was the special teams coordinator and running backs coach at the University of St. Thomas in Saint Paul, Minnesota. From 2003-05 Walch was the offensive coordinator at Dakota State University, while working with the quarterbacks and receivers.

Walch was an All-American, all-region and all-conference running back, receiver and return specialist for Winona State from 1996 to 1999. Walch was a team captain and named to the all-century team in his senior season. In 1999 he was named a regional finalist for the Harlon Hill Award which goes to the top player in Division II Football. The Warriors won conference championships in 1997 and 1998. Walch has an undergraduate and Masters degree in Education from Winona State University.

Carson Walch - Offensive Quality Control

Born: 1978, Milwaukee, Wisconsin

Playing Experience

Runningback/Wide Receiver, Winona State, 1996-99

Coaching Experience

Pro Coach: Chicago Bears (offensive quality control) **2013-present**; Montreal Alouettes (CFL) (wide receivers, offensive assistant/special teams) **2010-12**. **College Coach:** Winona St. (assistant head coach/offensive coordinator, receivers) **2007-09**; St. Thomas (St. Paul) (special teams coordinator/runningbacks) **2006**, Dakota State (offensive coordinator) **2003-05**; Winona St. (graduate assistant, wide receivers, passing game coordinator) **2000-02**.

**MIKE CLARK** Strength & Conditioning Coordinator

Mike Clark was named the Bears strength and conditioning coordinator on January 22, 2013.

Clark spent the previous three seasons (2010-12) as the strength and conditioning coach of Kansas City after serving in the same capacity for six years with the Seattle Seahawks (2004-09). He was named the NFL Strength and Conditioning Coach of the Year by American Football Monthly in 2005 and was a part of the Seahawks staff that advanced to Super Bowl XL under Head Coach Mike Holmgren.

Prior to joining the NFL ranks, Clark was inducted into the USA Strength and Conditioning Coaches Hall of Fame in 2003 after 25 years working at the collegiate level.

Clark served as the strength and conditioning coach for 14 seasons at Texas A&M (1990-03), adding the duties of assistant athletic director in 2000. During his time with the Aggies, he was named the Strength Coach of the Year in 1993 and 2000 by the Collegiate Strength and Conditioning Coaches Association. Clark also served as president of the Collegiate Strength and Conditioning Coaches Association in 2000. Prior to his time at Texas A&M, Clark served as the strength and conditioning coach at USC (1988-89), Oregon (1983-87), Kansas (1982) and Wyoming (1981).

The Wichita, Kansas native was the defensive coordinator and linebackers coach at Topeka (Kansas) High School from 1979-80. He originally entered the coaching ranks as a graduate assistant with Kansas (1977-78).

Clark played high school football at Oak Park High School in Kansas City, Missouri, and continued as a center at Ottawa University in Ottawa, Kansas.

He and his wife, Kris, have three children: Matthew, J.J. and Alicia.

**JIM ARTHUR** Strength and Conditioning Coach

Jim Arthur is in his ninth season with the Bears including his sixth season as strength and conditioning coach after spending the previous three as the team's assistant strength and conditioning coach. Arthur came to Chicago after spending three seasons as an intern with the Buffalo Bills.

Arthur assists strength and conditioning coordinator Mike Clark with implementing and overseeing the team's strength, conditioning, speed, agility and nutritional programs. He also performs flexibility enhancing techniques, measures and evaluates player body composition, while educating the athletes on proper nutritional guidelines, including body composition changes, hydration and muscle glycogen repletion.

Arthur began his coaching career at his alma mater, Springfield (Mass.) College, working as a student assistant until his graduation in 2000, then as a graduate assistant where he earned his Master of Education in Applied Exercise Science in 2002. He interned at Louisiana Tech University during the summer of 2001 and at Boston College while finishing his master's degree in 2002 before joining the Bills, where he worked with his mentor Rusty Jones.

A native of Cheshire, CT, Arthur is married to the former Kendra Selin.

THE LAST HELMETLESS PLAYER

Dick Plasman, an end out of Vanderbilt, is regarded by the Pro Football Hall of Fame as the last player to play the game without a helmet. Plasman played for the Bears from 1937-41 and 1944 and was part of World Championship teams in 1940 and 1941. The NCAA made helmets mandatory in 1939 and the NFL followed shortly thereafter. Plasman never wore a helmet in high school, college or the pros but, after a stint in the armed forces, was required to wear a helmet when he returned to the NFL in 1944.



TONY MEDLIN **Head Equipment Manager**

Tony Medlin is in his 27th season with the Chicago Bears and his 17th as the team's head equipment manager. Medlin is responsible for effectively coordinating all team equipment operations including logistics, purchasing and inventory, for all players, coaches and staff. Medlin also serves as the team's liaison with the NFL's sole apparel provider, Nike, and New Era. For the past four years, Medlin has served on the NFL's foot and ankle subcommittee.

After the 2000 season, Medlin received the Whitey Zimmerman Award as the NFL's top equipment manager. Since Super Bowl XXXIII in 1999, Medlin has served as the game-day football coordinator for the NFL at each Super Bowl.

Named head equipment manager in 1997, Medlin initially joined the Bears as an assistant equipment manager in 1987. He previously served as the athletic equipment manager at North Carolina Central University from 1982-87 after graduated from there with a B.S. degree in therapeutic recreation.

Medlin and his wife, Chandra, have one daughter, Brandy. Medlin, born in 1960, is the older brother of Ron Medlin, who is the Baltimore Ravens assistant certified athletic trainer after spending time as head athletic trainer for the Atlanta Falcons. Tony's numerous charitable endeavors are highlighted by his role as the chairman of the annual Chicago Bears Coat Drive, which collects tens of thousands of coats during the holiday season. He is also involved with the "Say No to Drugs" campaign.



CHRIS HANKS **Head Athletic Trainer**

Chris Hanks is in his second season as the Bears head athletic trainer after spending the previous 12 years as Chicago's assistant athletic trainer.

Prior to joining the Bears, Hanks spent 11 years at the University of Richmond, including his final three and a half years (January of 1997 - June of 2000) as head athletic trainer. He joined Richmond in 1989 as a graduate assistant athletic trainer before being named to assistant athletic trainer in 1990.

Hanks received a Bachelor of Sciences degree from Ohio University and a Master of Sports Management degree from Richmond.

Hanks, 45, was born in Pittsburgh, PA. He and his wife, Tracy, have two daughters, Clare & Aerin.



BOBBY SLATER **Asst. Head Athl. Trainer/Dir. of Rehab.**

Bobby Slater is in his second season as the Bears assistant head athletic trainer/director of rehabilitation after spending the previous 10 years as the team's director of rehabilitation.

Slater will be entering his 15th season overall with the Bears after arriving in Chicago in 1999 as an assistant athletic trainer. He was promoted to director of rehabilitation in 2002. Slater first worked with the Bears as a training camp intern in 1994, then served in the same capacity with the Miami Dolphins in 1995 and again with Chicago in 1998.

Prior to his time in Chicago, Slater was a graduate assistant athletic trainer from 1997-99 at Mississippi State University. He was also an athletic trainer at Lee Memorial Hospital (1997) and A. Kagan Orthopedics in Ft. Myers, Florida (1995-97). Slater received a Bachelor of Science degree from Florida Southern College and a Master of Science degree from Mississippi State.

Slater and his wife, Bridget, have three daughters, Savannah, Natalee and Brooke, and a son, Ryan.

**CLIFF STEIN** Vice Pres. of Football Admin. & General Counsel

Cliff Stein is in his 12th season with the Chicago Bears. In November of 2011 he was named Vice President of Football Administration and General Counsel after holding the title of Senior Director of Football Administration and General Counsel since May of 2007.

Stein is the team's lead contract negotiator for all player contracts and assists the general manager in the management and strategic planning of the club's salary cap. He also assists the general manager in the handling of all legal issues in the football operations department and oversees the team's security and safety services. He serves as the liaison between the National Football League Management Council and the club on all CBA / salary cap compliance issues and other legal matters. In addition, Stein serves as the club's general counsel on all general legal matters and liaison to outside counsel. In 2005, Stein was admitted by the

Supreme Court of Illinois to practice law as House Counsel pursuant to Rule 716.

Stein joined the team in February 2002, as the director of player contracts & legal affairs. Prior to joining the Bears, he represented NFL players in contract negotiations and was a certified contract advisor with National Football League Players Association (NFLPA) from 1994 to 2002. Between 1997 and 2002, he was a partner in the law firm Colton & Stein, P.C. in Voorhees, N.J., where he specialized in sports law and civil litigation. In his previous capacity as an NFL agent, Stein performed all salary and endorsement contract negotiations and handled arbitrations, injury grievances, appeals and workers compensation claims.

Stein graduated magna cum laude from Temple University in 1991 and received a B.B.A. degree in business law and finance. He received his Juris Doctor degree from Temple University School of Law in 1994. As a law student he clerked for three Federal Court judges. He was admitted to the practice of law in New Jersey and Pennsylvania in 1994. In 1995, he was appointed by the president of the Pennsylvania Bar Association to serve on the Committee of Legal Ethics and Professional Responsibility. Upon graduation from law school in 1994, he began his legal career as a litigation and labor associate at a large union-side labor law firm in Southern New Jersey. In addition to representing professional athletes during his legal career, Stein also became skilled in the art of trial advocacy. Prior to joining the Bears, Stein notched several jury trial victories on behalf of his clients in cases involving significant personal injuries, wrongful death, dram shop liability and insurance litigation. He also served as the municipal prosecutor for the Borough of Audubon, New Jersey in 2001-02.

Stein was born in Philadelphia, Pa. He and his wife, Gayle, have two children, son Jesse (12) and daughter Brynn (9).

**KEVIN TURKS** Director of Pro Personnel

Kevin Turks is in his 12th season with the Chicago Bears and his first as Director of Pro Personnel after spending the last five seasons as Assistant Director of Pro Personnel. Turks joined the Bears as an intern in 2001 assisting in pro/college scouting before being named a pro scout the following year. He served in that role from 2002-08 before being promoted to Assistant Director of Pro Personnel in 2008.

During Turks 12 seasons in Chicago, the Bears reached the playoffs four times, won four NFC North Division titles and appeared in two NFC Championship games. In 2006, the Bears won the NFC Championship and appeared in Super Bowl XLI.

Turks assists in managing day-to-day football operations with a primary focus on player personnel.

A highly-respected talent evaluator, Turks assists with the team's daily roster moves and all transactions via free agency and trades for the annual NFL draft. Turks has been directly involved in the free agent acquisitions of Julius Peppers, Brandon Marshall, Tim Jennings, Michael Bush, Roberto Garza, Thomas Jones and Adam Podlesh. He also scouts all levels of professional football, including the UFL, CFL and Arena Football League.

A native of Tucker, Georgia, Turks played linebacker at North Carolina State University from 1995-98 and was a three-year letterman for the Wolfpack. He graduated from NCSU with a BS in Applied Sociology. He worked as a Sports Event Management intern for the Atlantic Coast Conference and Walt Disney Wide World of Sports in Orlando before joining the Bears.

Turks and his wife, Lakeisha, have a daughter, Kyleigh.



MARTY BARRETT **Director of College Scouting**

Marty Barrett is in his 17th season with the Chicago Bears and his second as Director of College Scouting. Barrett has 18 years of scouting experience with the New Orleans Saints (1995-97) and Bears (1997-2013), focusing on the West region for both teams.

Prior to scouting, Barrett was an assistant to the Athletics Director/ Football Operations at Rutgers University from 1991-95 after serving as a graduate assistant/defensive backs for the Scarlet Knights for one season. From 1986-89, Barrett coached at his alma mater, the University of Buffalo, working with the wide receivers (1986-88) and running backs (1989) and handling the duties of recruiting coordinator during his entire tenure with the Bulls.

Barrett started his coaching career in 1984 at Indiana University of Pennsylvania as a volunteer assistant coach, assisting with the quarterbacks, running the offensive scout team and scouting the opponents' offense. In 1985, he was a graduate assistant at Ashland University, working with the outside linebackers, also serving as the Eagles head men's tennis coach.

A three-year letterman and starting quarterback for the University of Buffalo, Barrett established 14 records with the Bulls and was inducted into University at Buffalo Hall of Fame in 1989. He spent part of the 1984 training camp with the Buffalo Bills after joining the team as a free agent.

A native of Amherst, New York, Barrett received a B.S. in Physical Education from the University at Buffalo and a M.S in Sports Science from Ashland University. He and his wife, Tina, have three children.



DWAYNE JOSEPH **Associate Director of Pro Personnel**

Dwayne Joseph is in his first season as Associate Director of Pro Personnel after spending one season as Chicago's Assistant Director of Pro Scouting. This is Joseph's second stint in the Bears front office, previously spending six seasons (1998-2003) in Chicago's football operations department including the last three (2001-03) as Director of Player Development.

Prior to rejoining the Bears, Joseph has spent eight years (2004-11) with the Miami Dolphins, serving as a pro scout in seven of those eight seasons. He also served as Miami's Assistant Director of Pro Personnel in 2007. In 2005, Joseph represented the Dolphins at the NFL-Stanford Program for Managers and during the 2007 offseason, he was selected to participate in the NFL Football Operations Personnel Symposium.

He first joined the Bears football operations department as Coordinator of Player Programs in 1998 a position he held for three seasons before being promoted to Director of Player Development in 2001.

Joseph began his NFL career as a cornerback for the Bears, appearing in 16 games during the 1995 season with one start, recording 42 tackles (31 solo), 2 interceptions, 4 pass break ups and a forced fumble. He was a four-year letterman (1990-93) at Syracuse and was named team captain as a senior, earning first-team All-Big East honors. He earned his undergraduate degree in human development and received a master's in education leadership from DePaul University, graduating with honors. A native of Miami, Joseph is married with two sons.

OPENING DAY ROOKIE STARTERS

On Sunday, September 21, 1975, running back Walter Payton and six fellow rookies (DE Mike Hartenstine, DT Roger Stillwell, FS Doug Plank, TE Greg Latta, LG Noah Jackson, OT Jeff Sevy) took to Soldier Field's artificial turf to face the Baltimore Colts; the young Bears lost 35-7. The seven rookie Bears starting on Opening Day is the most in the past 35 seasons, followed by three in 1983 (T Jim Covert, WR Willie Gault and CB Mike Richardson) and two on three occasions (1989, CB Donnell Woolford and DE Trace Armstrong; 1991, T Stan Thomas and WR Anthony Morgan; 1998, FS Tony Parrish and TE Alonzo Mayes). In 18 of the previous 37 seasons, no rookies have started on opening day. In 2012 FB Evan Rodriguez started for the Bears on opening day, joining most recent opening day rookie starters, RT Gabe Carimi (2011), S Al Afalava (2009), RB Matt Forte (2009) and DT Tommie Harris (2004).

**JEFF SHIVER** Exec. Scout/Asst. Dir. of Coll. Scouting

Jeff Shiver is in his 27th season with the Chicago Bears and his second as Executive Scout/Assistant Director of College Scouting. Shiver has 29 years of NFL scouting experience.

After spending two years with the BLESTO Scouting Combine organization, Shiver joined the Bears as the Bears-Blesto Area Scout in 1987. In 1989, Shiver became a regional scout, scouting the mid-region, for the Bears and in 1998 was named an area scout focusing on the Midwest region.

Shiver played collegiate football at Livingston University (now West Alabama) from 1974-77 and earned a graduate degree at the University of Mississippi. He coached football from 1978-84 both collegiately (Ole Miss and Purdue) and at the high school level (in the states of Georgia and Louisiana).

A resident of West Lafayette, Indiana, Shiver and his wife, Laura, have four children: Brittany, John, Paige, and Nikki.

**MARK SADOWSKI** Senior National Scout

Mark Sadowski is in his ninth season with the Bears and his first as the team's senior national scout.

Sadowski has 16 years of scouting experience with the New Orleans Saints (1998-2005) and Bears (2005-13), including spending 2012 as one of Chicago's national scouts.

Sadowski has served as Chicago's Southeast area scout (2005-12) after working in New Orleans as a pro scout (1998-99), NFS combine scout (2000) and Southeast area scout (2001-05).

Prior to joining the Saints, he served as defensive and special teams' assistant at his alma mater, Tulane University, under former Green Wave head coaches Buddy Teevens and Tommy Bowden. Sadowski played safety for the Green Wave while earning his Bachelor of Science

degree in Engineering from Tulane. During his collegiate playing days, Sadowski was honored as a member of the athletic department's "3.0 Club" and Dean's List.

The Chicago native attended St. Rita High School where he played football, baseball, basketball, and ran track while also excelling as an honor student and three-time student council president. In football he was a 3-year varsity letterman that earned First Team All-Area, All-Region, and All-Catholic League honors as a senior.

He and his wife, Holly, have one daughter, Raffaella Rose.

HOME OF THE BEARS

Staley Field [^]	1920
Cubs Park*	1921-25
Wrigley Field	1926-70
Soldier Field	1971-2001
Memorial Stadium#	2002
Soldier Field	2003-present

*Re-named Wrigley Field in 1926

[^]Decatur, Ill. #Champaign, Ill.





ISAIAH HARRIS **Director of Player Development**

Isaiah Harris is in his seventh season as the director of player development with the Chicago Bears. As director of player development, Harris focuses on the personal and professional growth of football players through guidance and support with a focus in five core areas. The five core areas are career development, career transition, continuing education, financial education and player assistant services.

Harris joined the Bears after spending almost three years (2005-07) as the Minnesota Vikings Player Development Assistant. He also spent approximately five years as an operations intern with the Vikings, over two stints in Minnesota (2000-02; 04-05), surrounding being signed as a free agent linebacker (2003) with the Atlanta Falcons. Later in 2003, he was allocated to the Berlin Thunder and ended his professional career with the Montreal Alouettes.

Harris played football (1997-2001) at St. Cloud State in St. Cloud, Minn., where he was a four-year starter at outside linebacker and defensive end. He was a two-year team captain and was a Division II All-Star Cactus Bowl invite in 2002. Harris graduated with a B.A. in sports management with a minor in human relations.

Born on Chanute Air Force Base in Rantoul, Ill., to father James, who was in the Army, and mother Kim Harris, who served in the Air Force, Harris grew up in Brooklyn Park, Minn. He has one sister, Amy.

BEARS TEAM PHYSICIANS

The Chicago Bears consulting physicians have been caring for Bears players since 1991 and have over 100 combined years of experience in sports medicine. Along with the Bears, team physicians have provided care for the Chicago Blackhawks, Chicago Cubs, USA soccer and numerous professional and elite athletes from all over the world.



Dr. Adam Bennett
Consulting Internist



Dr. Pat Birmingham
Consulting Orthopaedist



Dr. Mark Bowen
Consulting Orthopaedist



Dr. Mike Corcoran
Consulting Orthopaedist




Dr. Tracy Durrett
Dentist



Dr. Howard Katz
Consulting Internist



Dr. Gordon Nuber
Consulting Orthopaedist



Breck Ackley
Area Scout



Scott Adams
Mascot Coordinator



Dan Barile
Senior Producer/Editor




Patrick Barron
Accounts Payable
Accountant



Brit Bending
Finance & Treasurer
Assistant



Zack Bero
Ticket Operations
Coordinator



John Berta
Assistant Head
Groundskeeper




Greg Bloedorn
Manager of Partnership
Marketing



John Bostrom
Vice President of
Business Administration



Andrew Boyer
Partnership Activation
Coordinator



Phil Brauch
Conditioning Assistant



Rodney Brown
Security



Geoff Bunzol
Director of Team
& Building Operations



Cassie Burnside
Sales & Marketing
Coordinator



Dylan Carrigan
Equipment/Trainer
Administrative Assistant




Matt Chandler
New Media Assistant



Jim Christman
Media Relations Manager



Rebecca Coffey
Director of Partnership
Activation



Matt Colman
Staff Counsel



John Conroy
Director of Creative
Services



Mike Corbo
Media Relations
Coordinator



Curt Corsi
Security



Whitney DeBuck
Staff Accountant



Elaine Delos Reyes
Director of Fan Marketing
and Research



Sue Dinardi
Assistant to the VP of
Business Administration



Jack Dowling
Video Assistant



Dana Dressler
Manager of Partnership
Marketing



Justin Drum
Events & Entertainment
Coordinator



Matt Dunlap
Graphic Designer



Dave Eck
Manager of Partnership
Marketing



Jared Ellerson
Media Relations Assistant



Clyde Emrich
Administration



Brian Forth
Ticket Operations Manager



Krista Fortman
Ticket Services
Coordinator



Kevin Foy
Broadcasting
Videographer/Engineer



Steven Goodwin
Stadium Operations
Assistant



Gary Govekar
Security



Scott Hagel
Vice President of
Communications



Marge Hamm
Director of Bears Care



Dave Hendrickson
Director of Video Services



Chris Hibbs
Vice President of Sales
& Marketing



Rex Hogan
National Scout



Ryan Huzjak
Director of Partnership
Marketing



Brent Johnson
Network Systems
Specialist



Jake Jones
Director of Finance



Regan Keating
Manager of Human
Resources



Adam Kellner
Director of Suite Sales and
Service



Ryan Kessenich
Scout/Player Personnel



Jessica Kies
Manager of Community
Relations



Travis Knoch
Assistant Equipment
Manager



Matt Koch
Manager of New Media



Joann Kowalski
Fan Marketing and
Research Analyst



Joe Krajniak
Groundskeeper Assistant



Bob Laskowski
Director of Stadium
Experience



Michael Leach
Assistant to the Head
Coach



Sharon Lehner
Communications Assistant



Cindy Littlefield
Manager of Suite Sales



Lindsay Lohrens
Manager of Suite Service



Gil Lopez
Building Operations
Coordinator



Kristin Ludden
Partnership Activation
Coordinator



Bobby Macedo
Scouting Assistant



Louise Maki
Payroll Administrator



Megan Malone
Partnership Activation
Coordinator



Mike Manganaro
Ticket Operations
Coordinator



Larry Mayer
Senior Web Writer



Brian J. McCaskey
Senior Director of
Business Development



Patrick McCaskey
Senior Director of
Special Projects



Rich McCaskey
Administration



Justin McCaslen
Lead Software Developer



Dave McClamroch
Manager of Partnership
Marketing



Melissa McDermott
Manager of Partnership
Activation



Greg Miller
Director of Broadcasting
& Scoreboard Operations



Ken Mrock
Head Groundskeeper



Jay Muraco
Area Scout



Karen Murphy
Chief Financial Officer &
Treasurer



Katie Nagle
Executive Assistant



Andre Odom
Scouting Assistant



Kingsley Osei-Aisibey
Systems Specialist



Jim Padgett
Manager of Broadcasting



Mike Palzer
Ticket Services
Coordinator



Rommel Paraiso
Broadcasting Graphic
Designer/Editor



Elizabeth Peters
Ticket Services
Coordinator



Justin Peterson
Multimedia Producer



Bryan Pett
Director of Stadium
Operations



Carl Piekarski
Assistant Equipment
Manager



Brendan Pierce
Ticket Sales and Service
Manager



Dean Pope
Assistant Video Director



Kate Rackow
CR & Player Appearances
Coordinator



Will Rogers
Assistant Athletic Trainer



J.R. Rudgers
Fan Marketing and
Research Analyst




Francis Saint-Paul
Area Scout




Mike Santarelli
Senior Application
Developer



Caroline Schrenker
Director of Community
Relations



Lee Sicinski
Manager of Events &
Entertainment



Matt Simeone
Youth Football & Alumni
Relations Manager



Rich Slusser
Security



Jeremy Smith
Physical Therapist/
Assistant Athletic Trainer



Staley
Mascot



Sam Summerville
Area Scout



Zach Truty
Area Scout



Dan Tuohy
College Video Coordinator



Lee Twarling
Senior Director of Ticket
Sales and Service



Michael Vasquez
Broadcasting Graphics/
Editor



Tanesha Wade
Director of Events &
Entertainment



Melissa Werderitch
Stadium Experience
Coordinator



Jennifer Wilgosiewicz
Ticket Sales and Service
Assistant



Robyn Wilkey
Executive Assistant/
Scouting Coordinator



David Williams
Scout/Player Personnel



Chris Yankton
Broadcasting
Videographer/Editor



Brandon Yezek
Building Operations
Assistant



Dan Yuska
Business Development
Coordinator



CHICAGO BEARS PLAYERS



86 KYLE ADAMS

Ht: 6-4**Age:** 25**Bears Season:** 3**Acquired:** Undrafted free agent in 2011**Wt:** 255**College:** Purdue**NFL Season:** 3

TIGHT END

PRO CAREER: Appeared in 23 contests with 2 starts over two seasons with the Bears, recording 4 receptions for 40 yards... Has added 1 special teams tackle... Has lined up as both a tight end and fullback.

CAREER TRANSACTIONS: Entered NFL as an undrafted free agent with Chicago (7/26/11). **SIGNED through 2013**

2012 SEASON: Appeared in 15 games with 2 starts (1 at TE and 1 at FB), recording 4 receptions for 40 yards... Added 1 special teams tackle... Recorded first career NFL reception on 9/9 vs. Indianapolis, a 17-yard grab... Made first career NFL start on 10/1 at Dallas as a third tight end. **GAMES PLAYED-STARTED: 15-2**

PREVIOUS SEASONS: 2011 - Played in 8 games as a reserve tight end and on special teams... Placed on Injured Reserve 11/9 due to a hamstring injury.

COLLEGE: Played in 46 games at Purdue from 2006-10... Caught 79 passes for 660 yards (8.4 avg) and 3 TDs... Returned 7 kickoffs for 45 yards (6.4 avg)... Collected 8 tackles... Three-time Academic all-Big Ten honoree... Led Purdue as a senior with 36 catches and was a team captain... One of 10 national finalists for the Danny Wuerffel Trophy in 2010... As a redshirt junior, started all 12 games with 29 receptions for 249 yards (8.6 avg)... Suffered season-ending knee injury in first game of his junior season... Appeared in all 13 games, including one start as a sophomore... Posted 8 receptions for 109 yards and 2 TDs... As a freshman, appeared in 8 games including 1 start... Collected 6 receptions for 58 yards and 1 TD.

PERSONAL: Attended Westlake (TX) High School... Ranked as No. 50 tight end in the nation by ESPN.com... Honorable mention all-Central Texas, second team all-region and first team all-district as senior after catching 9 passes for 100 yards (11.1 average) and 1 touchdown... Had 8 receptions his junior season... Academic all-state... National Merit Scholarship finalist... Attended the same high school (Westlake) as former Purdue All-America and New Orleans Saints QB Drew Brees... Helped build houses on a mission trip to Haiti during summers of 2008 and 2009 and to South Africa in March of 2010... Mother, Anne (McMenamy), played volleyball at Purdue from 1978 to 1981... Father, Rob, was member of Purdue rowing team.

KYLE ADAMS' NFL STATISTICS

REGULAR SEASON

Year	Team	GP-GS	Rec	Yds	Avg	Lg	TD	Rush	Yds	Avg	Lg	TD	STT
2011	Chicago	8-0	0	0	-	-	0	0	0	-	-	0	0
2012	Chicago	15-2	4	40	10.0	17	0	0	0	-	-	0	1
NFL totals		23-2	4	40	10.0	17	0	0	0	-	-	0	1

SEASON / CAREER / PLAYOFF HIGHS

	2012	Career	Playoff
Receptions.....	1, four times.....	Same.....	None.....
Receiving Yards.....	17, vs. IND (9/9).....	Same.....	None.....
Longest Reception.....	17, vs. IND (9/9).....	Same.....	None.....
Receivng TDs.....	None.....	Same.....	None.....



25 ARMANDO ALLEN

Ht: 5-8

Wt: 190

Age: 24

College: Notre Dame

Bears Season: 2

NFL Season: 2

Acquired: Waived free agent in 2011 (TB)

RUNNING BACK

PRO CAREER: Has seen action in 15 games over 2 seasons for the Bears (2011-12), carrying the ball 42 times for 172 yards (4.1 ypc)... Added 16 yards on 2 receptions... On special teams, has recorded 7 tackles and 3 kickoff returns for 27 yards.

CAREER TRANSACTIONS: Signed as an undrafted free agent with Tampa Bay (7/26/11)... Cut by the Buccaneers (9/2/11)... Signed to Chicago's practice squad (9/5/11)... Signed to Bears 53-man roster (12/19/11)... Waived by the Bears (8/31/12)... Signed to the Bears practice squad (9/1/12)... Elevated to Chicago's active roster (9/8/12)... Signed with the Bears (3/9/13).

SIGNED through 2013

2012 SEASON: Gained 124 yards on the ground on 27 attempts (4.6 avg) with 1 TD... Added 2 receptions for 16 yards... Recorded 7 special teams tackles... Added 2 kickoff returns for 10 yards. **GAMES PLAYED-STARTED: 15-0**

PREVIOUS SEASONS: 2011 - Played in two contests, recording 48 rushing yards on 15 attempts (3.2 ypc) and a 17-yard kickoff return

COLLEGE: Played four seasons at Notre Dame, rushing for 2,144 yards on 469 carries with eight touchdowns... Ranked fifth all-time at Notre Dame with 4,337 all-purpose yards and is one of only eight players in Fighting Irish history to eclipse 4,000 all-purpose yards in a career... Finished in the top 10 in Notre Dame's career records book in seven categories: receptions by a running back (119, first), all-purpose yards (4,337, fifth), rushing attempts (469, 10th), receiving yards by a running back (833, fourth), kickoff returns (54, third), kickoff return yards (1,247, fourth) and total punt/kickoff return yards (1,360, fifth).

PERSONAL: Attended Hialeah-Miami Lakes High School in Hialeah, Florida... One of only 14 running backs named to the Super Southern 100 by the *Atlanta Journal-Constitution* in 2006... Rated 38th best overall national prospect by CSTV and rated 52nd nationally on Rivals.com... Named offensive MVP at the 2006 U.S. Army All-American Bowl.

ARMANDO ALLEN'S NFL STATISTICS


REGULAR SEASON

Year	Team	GP-GS	Rush	Yds	Avg	Lg	TD	Rec	Yds	Avg	Lg	TD	STT
2011	Chicago	2-0	15	48	3.2	13	0	0	0	-	-	0	0
2012	Chicago	15-0	27	124	4.6	46t	1	2	16	8	15	0	7
NFL totals		17-0	42	172	4.1	46t	1	2	16	8	15	0	7

ADDITIONAL STATS: Kickoff Returns: Career (3 for 27 yards, long of 17); 2011 - (1 for 17), 2012 - (2 for 10, long of 7).

SEASON / CAREER / PLAYOFF HIGHS

	2012	Career	Playoff
Rushes	10, at TEN (11/4)	11, at GB (12/25/11)	None
Rushing Yards	59, at JAX (10/7)	Same	None
Longest Run	46t, at JAX (10/7)	Same	None
Rushing TDs	1, at JAX (10/7)	Same	None
Receptions	1, two times	Same	None
Receiving Yards	15, vs. GB (12/16)	Same	None
Longest Reception	15, vs. GB (12/16)	Same	None
Receiving TDs	None	None	None



50 JAMES ANDERSON

Ht: 6-2

Age: 29

Bears Season: 1

Acquired: Waived free agent in 2013 (CAR)

Wt: 235

College: Virginia Tech

NFL Season: 8

LINEBACKER

PRO CAREER: Has started 53-of-94 contests played in seven seasons with the Carolina Panthers (2006-12), recording 432 tackles, 8 sacks, 3 interceptions, 20 pass break ups, 5 forced fumbles and 7 fumble recoveries... Started 44 games at SLB, 8 at WLB and 1 at MLB... Added 23 special teams stops... 94 games played are the most by a linebacker in Carolina franchise history... Set a Panthers single-game record (after coaches film review) with 20 tackles on September 20, 2012 vs. the New York Giants... Tied a team record (based on press box stats) with 17 tackles on December 11, 2011, vs. Atlanta (record established by Jon Beason; 11/29/09 at NYJ)... Has appeared in 1 postseason contest.

CAREER TRANSACTIONS: Entered NFL as a third-round selection (88th overall) by Carolina Panthers in the 2006 NFL Draft... Signed 3-year contract with Carolina (7/12/06)... Signed 1-year contract with Panthers (4/20/09)... Signed 1-year contract with Carolina (4/20/10)... Signed with Panthers (7/29/11)... Released by Carolina (3/12/13)... Signed 1-year contract with Chicago (3/24/13). **SIGNED through 2013**

2012 SEASON: Started all 12 games played for the Panthers, collecting 72 tackles and two pass break ups... Made all 12 starts at SLB... Missed final 4 games of the season due to a back injury... Added 1 special teams tackle. **GAMES PLAYED-STARTED: 12-12**

PREVIOUS SEASONS: 2011 - Established then franchise record with 145 tackles (according to press box stats; since broken by Luke Kuechly in 2012) after starting all 16 games for Carolina... Added 1.5 sacks, 2 INTs, 9 PBUs and 3 FRs... Started first 2 contests of the season at WLB before moving to SLB for last 14 games... Led the Panthers in tackles in 10 games. **2010** - Led Panthers with 126 tackles (according to press box stats), adding career-high 3.5 sacks, 1 INT, 5 PBUs, 2 FFs and 3 FRs... Added 4 special teams tackles... Appeared in all 16 contests with 15 starts at SLB... Did not start vs. ATL (12/12). **2009** - Appeared in all 16 contests for Carolina, with 7 starts... Gathered 58 tackles, 1 sack, 1 PBU, 1 FF and first career fumble recovery... Added career-high 7 special teams tackles... Started Game 3 at DAL (9/28) at SLB and last 6 games of the season at WLB. **2008** - Appeared in 8 contests for Panthers recording 2 defensive tackles and 1 special teams stop... Made first NFL postseason appearance vs. ARZ (1/10/09). **2007** - Recorded 12 tackles while appearing in 10 games with 1 start for Carolina... Added 6 special teams stops... Started at MLB vs. TB (9/30). **2006** - Appeared in all 16 contests with 2 starts during rookie season for Carolina, compiling 17 tackles, 2 sacks, 3 PBUs and 2 FFs... Added 4 special teams tackles... Made first career start at CIN (10/22) at SLB... Also started season finale at NO (12/31) at SLB... Made NFL debut vs. ATL (9/10/06).

COLLEGE: Started 28-of-53 games played in four seasons at Virginia Tech... Totaled 218 tackles, 7 sacks, 3 interceptions, 3 fumble recoveries, 2 forced fumbles and 5 passes defended... First player in Virginia Tech history to earn the Excalibur Award five times, given for the top performer in the strength and conditioning program... Majored in studio art.

PERSONAL: Attended Deep Creek High School in Chesapeake, Va... Established the James Anderson Foundation, dedicated to making donations to nonprofit organizations focused on academic and arts education, breaking the cycle of poverty, health and wellness and advancing medicine through cutting-edge research.

JAMES ANDERSON'S NFL STATISTICS

REGULAR SEASON

Year	Team	GP	GS	Tackles					Interceptions					Fumbles			Misc.	
				Tot	S	A	Sk	Yds	No	Yds	Lg	TD	PD	FF	FR	Yds	TFL	STT
2006	Carolina	16	2	17	14	3	2.0	7.0	0	0	-	0	3	2	0	0	n/a	4
2007	Carolina	10	1	12	9	3	0.0	0.0	0	0	-	0	0	0	0	0	n/a	6
2008	Carolina	8	0	2	2	0	0.0	0.0	0	0	-	0	0	0	0	0	n/a	1
2009	Carolina	16	7	58	40	18	1.0	8.0	0	0	-	0	1	1	1	3	n/a	7
2010	Carolina	16	15	126	98	28	3.5	25.5	1	1	1	0	5	2	3	2	n/a	4
2011	Carolina	16	16	145	98	47	1.5	9.0	2	5	5	0	9	0	3	0	n/a	0
2012	Carolina	12	12	72	38	34	0.0	0.0	0	0	-	0	2	0	0	0	n/a	1
NFL Totals		94	53	432	299	133	8.0	49.5	3	6	5	0	20	5	7	5	n/a	23

POSTSEASON

Year	Team	GP	GS	Tackles					Interceptions					Fumbles			Misc.	
				Tot	S	A	Sk	Yds	No	Yds	Lg	TD	PD	FF	FR	Yds	TFL	STT
2008	Carolina	1	0	0	0	0	0.0	0.0	0	0	0	0	0	0	0	0	n/a	0

SEASON / CAREER / PLAYOFF HIGHS

	2012	Career	Playoff
Tackles.....	14, vs. NYG (9/20)	17, vs. ATL (12/11/11)	None
Solos.....	7, two times	12, at NO (10/3/10)	None
Sacks.....	None	2, at NO (12/31/06)	None
Interceptions.....	None	1, three times	None
Longest INT Return.....	None	5, at HOU (12/18/11)	None
Pass Defenses.....	1, two times	2, three times	None

KICKOFF WEEKEND WINS

The Bears own 53 opening-day victories overall most in the NFL. The Dallas Cowboys are 35-17-1 on opening day and their .670 opening-day winning percentage is tops in league history.

New England currently has the longest opening day win streak with nine, while Cleveland sits on the other end of the spectrum with eight consecutive season-opening losses.

OPENING GAME RECORDS OF NFL TEAMS

AFC	Longest Streaks							NFC	Longest Streaks						
	W	L	T	Pct.	W	L	Current		W	L	T	Pct.	W	L	Current
DEN	33	19	1	.632	4	4	W-1	DAL	35	17	1	0.670	17	5	W-1
JAX	11	7	0	.611	6	2	L-2	CHI	53	35	5	0.597	9	6	W-3
SD	31	22	0	.585	6	6	W-2	NYG	49	34	5	0.585	4	3	L-2
NE	29	24	0	.547	9	3	W-9	GB	52	37	3	0.582	5	6	L-1
HOU	6	5	0	.545	2	3	W-3	MIN	29	22	1	0.567	5	3	W-1
PIT	40	34	4	.538	8	3	L-2	DET	44	37	2	0.542	10	4	W-2
BAL	9	8	0	.529	4	4	W-5	ATL	25	22	0	0.532	5	3	W-1
MIA	24	22	1	.521	11	5	L-2	SF	33	29	1	0.532	5	3	W-2
KC	27	26	0	.509	7	4	L-2	WAS	40	37	4	0.519	6	5	W-3
TEN	27	26	0	.509	4	3	L-2	STL	38	37	0	0.507	5	6	L-6
IND	34	34	1	.500	8	8	L-3	PHI	33	45	1	0.424	5	9	W-2
OAK	25	28	0	.472	5	8	L-1	ARI	38	52	2	0.424	6	7	W-3
NYJ	24	29	0	.453	3	5	W-2	TB	15	22	0	0.405	3	5	W-1
CLE	27	33	0	.450	5	8	L-8	SEA	13	24	0	0.351	3	8	L-2
CIN	20	25	0	.444	4	4	L-1	NO	16	30	0	0.348	3	6	L-2
BUF	21	32	0	.396	6	5	L-1	CAR	6	12	0	0.333	3	4	L-4



13 DEVIN AROMASHODU

Ht: 6-2**Age:** 29**Bears Season:** 3**Acquired:** Unrestricted free agent in 2013 (MIN)**Wt:** 201**College:** Auburn**NFL Season:** 6

WIDE RECEIVER

PRO CAREER: Played in 61 career games, including 11 starts over five seasons in the NFL with the Indianapolis Colts (2007), Chicago Bears (2009-10) and Minnesota Vikings (2011-12)... Hauled in 78 receptions for 1,193 yards (15.3 ypc) and 5 touchdowns... Has appeared in three total postseason contests, grabbing 1 reception for 13 yards... Also spent time with Miami, Houston and Washington during NFL career but did not appear in a regular season contest with any of those teams.

CAREER TRANSACTIONS: Selected by Miami in the 7th round (233rd overall) of the 2006 NFL Draft...Waived by Miami (9/2/06)... Signed to Colts practice squad (9/6/06)... Signed by Indianapolis (2/6/07)... Waived/Injured by Colts (8/7/07)... Signed to Texans practice squad (9/18/07)... Signed to Colts active roster (11/14/07)... Waived by Colts (8/31/08)... Signed to Redskins practice squad (9/3/08)... Signed to Bears active roster (12/9/08)... Signed 1-year contract with Vikings (7/31/11)... Signed 1-year contract with Vikings (3/23/12)... Signed 1-year contract with Chicago (6/10/13). **SIGNED through 2013**

2012 SEASON: Appeared in 15 games for Minnesota, recording 11 receptions for 182 yards (16.5 ypc)... DNP vs. TB (10/25)... Appeared in lone Vikings playoff game but did not record a reception. **GAMES PLAYED-STARTED: 15-0**

PREVIOUS SEASONS: 2011 - Set career-highs for receptions (26) and receiving yards (468) adding 1 TD catch with Vikings. **2010** - Played in 14 contests with 2 starts for Chicago, gathering 10 receptions for 149 yards... Inactive Week 3 vs. GB and DNP Week 4 at NYG... Appeared in 1 playoff game but did not record a reception. **2009** - Played in a 10 games, making 2 starts at WR for Chicago... Finished with 24 receptions for 298 yards and career-high 4 TDs... Posted lone career 100-yard receiving game: 150 yards vs. MIN (12/28), including game-winning TD catch in OT. **2008** - Spent most of the 2008 season on Washington's practice squad... Inactive for 3 games for the Bears after being signed to Chicago's active roster. **2007** - Saw action in 6 games for the Colts with 1 start... Posted 7 receptions for 96 yards... Also made 1 catch for 13 yards in the postseason. **2006** - Spent 2006 regular season on Colts practice squad... Spent entire preseason with Miami.

COLLEGE: Four-year letterwinner at Auburn (2003-06)... Appeared in 51 games with 31 starts... Caught 61 passes for 1,337 yards and 9 TDs in four-year career... Majored in business administration.

PERSONAL: Attended Miami Springs H.S. where he played WR and safety... Also earned letters in basketball and track.


DEVIN AROMASHODU'S NFL STATISTICS

REGULAR SEASON

Year	Team	GP-GS	Rec	Yds	Avg	Lg	TD	Rush	Yds	Avg	Lg	TD
2007	Indianapolis	6 - 1	7	96	13.7	28	0	0	0	-	-	0
2009	Chicago	10 - 2	24	298	12.4	39t	4	0	0	-	-	0
2010	Chicago	14 - 2	10	149	14.9	34	0	0	0	-	-	0
2011	Minnesota	16 - 6	26	468	18.0	60	1	0	0	-	-	0
2012	Minnesota	15 - 0	11	182	16.5	31	0	0	0	-	-	0
NFL totals		61 - 11	78	1,193	15.3	60	5	0	0	-	-	0

POSTSEASON

Year	Team	GP-GS	Rec	Yds	Avg	Lg	TD	Rush	Yds	Avg	Lg	TD
2007	Indianapolis	1 - 0	1	13	13.0	13	0	0	0	-	-	0
2010	Chicago	1 - 0	0	0	-	-	0	0	0	-	-	0
2012	Minnesota	1 - 0	0	0	-	-	0	0	0	-	-	0
Postseason		3 - 0	1	13	13.0	13	0	0	0	-	-	0



80 EARL BENNETT

Ht: 6-0

Age: 26

Bears Season: 6

Acquired: 3rd round of the 2008 draft

Wt: 206

College: Vanderbilt

NFL Season: 6

WIDE RECEIVER

PRO CAREER: Has caught 153 passes for 2,034 yards (13.3 avg) and 8 TDs over the last five seasons (2008-12) with the Bears... All 153 receptions and 2,034 receiving yards have come in last four seasons... after spending 2008 mostly on special teams... Ranks second on team in receptions and receiving yards since 2009... Played in 63 career games, including 26 starts... Posted two 100-yard receiving games... Carried the ball 2 times for 9 yards (4.5 avg)... Returned 17 punts for 169 yards (9.9 avg) and 1 TD and 5 kickoffs for 73 yards (14.6 avg)... Tallied 4 career special teams tackles.

CAREER TRANSACTIONS: Drafted in the third round (70th overall) of the 2008 NFL Draft by the Chicago Bears... Signed a 4-year contract with the Bears (7/1/08)... Signed 4-year extension with Chicago (12/2/11). **SIGNED through 2015**

2012 SEASON: Ranked second on the team with 375 receiving yards on 29 receptions (12.9 ypc) with two touchdowns... Played in 12 games, making 4 starts... Had second career 100-yard receiving contest on 12/30 at DET (a career-high 109 yards)... Inactive for two games (10/1 at DAL and 10/7 at JAX) due to hand injury and two games (12/9 at MIN and 12/16 vs. GB) due to concussion. **GAMES PLAYED-STARTED 12-4**

PREVIOUS SEASONS: 2011 - Played in 11 games, making 4 starts... Finished fourth on the team in receiving yards (381) on 24 receptions (career-high 15.9 ypr)... Led or tied for the team lead in receptions on two occasions... All six receptions on third down were converted into first downs... Inactive for five games due to chest injury. **2010** - Played in 14 games, making 3 starts... Finished second on the team in receiving yards (561) and third in receptions (46)... Collected a career-high 3 TD catches... Posted his first career 100-yard receiving game at DET (12/5)... Led or tied for the team lead in receptions on five occasions... Rushed for 9 yards on 2 carries (4.5 avg)... Inactive for two games due to injury. **2009** - Started 15 of the 16 games in which he appeared, finishing second on Chicago with 717 receiving yards on 54 catches (13.3 avg)... Collected 2 TD receptions, including the first of his career vs. STL (12/6)... Returned 14 punts for 143 yards (10.2), including a 49-yard TD return at BAL (12/20), and 2 kickoffs for 40 yards... Made his first career start at GB (9/13). **2008** - Saw action in 10 games, including the final five contests... Returned 1 punt for 17 yards and added 4 special teams stops, including a career-high 3 stops vs. JAX (12/7).

COLLEGE: All-time leader in SEC history in receptions (236) during three-year career at Vanderbilt (2005-2007)... Named all-SEC all three years in college, taking home first-team honors as a sophomore and junior and second-team accolades as a freshman... Became the only player in SEC history to record 75 receptions or more in three seasons... Tied for 2nd in Commodores history with 20 TD catches... Ranked 3rd in Vanderbilt history and 9th in SEC history with 2,852 career receiving yards... Holds the school record for career receptions, receiving yards in a game (223 vs. Richmond, 2007), TD receptions in a game (5 vs. Kentucky, 2005), most games with 10 or more receptions (9) and most games with 200+ receiving yards (3)... Compiled three of the top five receiving performances in school history... Collected at least 1 reception in every game he played and notched at least 4 catches in 29-of-36 career contests, starting the final 32 of those games... Became just the fifth player in SEC history to tally 5 TD catches in a single game (vs. Kentucky).

PERSONAL: Started at WR, RB and CB at West End High School in Birmingham, AL where he was named first-team all-state by the Alabama Sports Writers Association... Also lettered in basketball... Son of Sarah Bennett and Earl Frison... Volunteered time to efforts aimed at helping local children in inner-city Birmingham community.



EARL BENNETT'S NFL STATISTICS

REGULAR SEASON

Year	Team	GP-GS	Rec	Yds	Avg	Lg	TD	Rush	Yds	Avg	Lg	TD	STT
2008	Chicago	10 - 0	0	0	0.0	0	0	0	0	-	-	0	4
2009	Chicago	16 - 15	54	717	13.3	71	2	0	0	-	-	0	0
2010	Chicago	14 - 3	46	561	12.2	48	3	2	9	4.5	5	0	0
2011	Chicago	11 - 4	24	381	15.9	49	1	0	0	-	-	0	0
2012	Chicago	12 - 4	29	375	12.9	60t	2	0	0	-	-	0	0
NFL Totals		63 - 26	153	2,034	13.3	71	8	2	9	4.5	5	0	4

ADDITIONAL STATS: Punt Returns: Career (17 returns, 169 yards, 9.9 avg., TD, long of 49t): 2008: (1 for 17), 2009: (14 for 143, TD), 2011: (1 for 7), 2012: (1 for 2). **Kickoff Returns:** Career (5 returns, 73 yards, 14.6 avg., long of 22): 2009: (2 for 40), 2011: (1 for 9), 2012: (2 for 24).

POSTSEASON

Year	Team	GP-GS	Rec	Yds	Avg	Lg	TD	Rush	Yds	Avg	Lg	TD	STT
2010	Chicago	2 - 0	4	58	14.5	35t	1	2	7	3.5	9	0	0

SEASON / CAREER / PLAYOFF HIGHS

	2012	Career	Playoff
Receptions	5, at DET (12/30).....	7, three times	3, vs. GB (1/23/11)
Receiving Yards	109, at DET (12/30)	Same	45, vs. GB (1/23/11)
Longest Reception	60t, at DET (12/30).....	71, vs. STL (12/6/09).....	35t, vs. GB (1/23/11)
Receiving TDs	1, two times	2, vs. PHI (11/28/10).....	1, vs. GB (1/23/11)

EARL BENNETT'S GAME-BY-GAME OFFENSIVE STATS 13-13 Regular Season Starting Record (0-0 Postseason Record)

2008 CHICAGO BEARS

No Receiving Stats in Games 1-16

2009 CHICAGO BEARS

Date	W/L	Opp.	Rec	Yds	Avg	Long	TD
9/13*	L	at GB	7	66	9.4	21	0
9/20*	W	PIT	2	22	11.0	15	0
9/27*	W	at SEA	4	80	20.0	31	0
10/4*	W	DET	2	32	16.0	25	0
10/18*	L	at ATL	4	57	14.3	24	0
10/25	L	at CIN	4	48	12.0	26	0
11/1*	W	CLE	2	29	14.5	16	0
11/8*	L	ARZ	7	93	13.3	29	0
11/12*	L	at SF	3	27	9.0	17	0
11/22*	L	PHI	5	57	11.4	23	0
11/29*	L	at MIN	3	14	4.7	9	0
12/6*	W	STL	2	74	37.0	71	1
12/13*	L	GB	1	6	6.0	6	0
12/20*	L	at BAL	2	50	25.0	30	0
12/28*	W	MIN	3	35	11.7	20t	1
1/3*	W	at DET	3	27	9.0	17	0
Totals	7-8		54	717	13.3	71	2

2010 CHICAGO BEARS

Date	W/L	Opp.	Rec	Yds	Avg	Long	TD
9/12	W	DET			INACTIVE		
9/19	W	at DAL	5	29	5.8	8	0
9/27*	W	GB	3	21	7.0	8	0
10/3	L	at NYG	4	26	6.5	9	0
10/10	W	at CAR	1	4	4.0	4	0
10/17	L	SEA	3	55	18.3	36	0
10/24*	L	WAS	4	76	19.0	48	0
11/7	W	at BUF	4	52	13.0	26	1
11/14	W	MIN	3	21	7.0	9	0
11/18	W	at MIA	1	13	13.0	13	0
11/28	W	PHI	4	56	14.0	30	2
12/5*	W	at DET	7	104	14.9	33	0
12/12	L	NE	3	53	17.7	33	0
12/20	W	at MIN	3	37	12.3	23	0
12/26	W	NYJ	1	14	14.0	14	0
1/2	L	at GB			INACTIVE		
Totals	2-1		46	561	12.2	48	3
POSTSEASON							
1/16	W	SEA	1	13	13.0	13	0
1/23	L	GB	3	45	15.0	35t	1
Totals	0-0		4	58	14.5	35t	1

2011 CHICAGO BEARS

Date	W/L	Opp.	Rec	Yds	Avg	Long	TD
9/11*	W	ATL	2	11	5.5	6	0
9/18	L	at NO	1	9	9	9	0
<i>Did not play in Games 3-7 due to injury.</i>							
11/7	W	at PHI	5	95	19	28	1
11/13	L	DET	6	81	13.5	30	0
11/20	W	SD	3	75	25	34	0
11/27	L	at OAK	1	5	5	5	0
12/4	L	KC	1	5	5	5	0
12/11*	L	at DEN	0	0	-	-	0
12/18	L	SEA	1	20	20	20	0
12/25*	L	at GB	1	49	49	49	0
1/1*	W	at MIN	3	31	10.3	15	0
Totals	2-2		24	381	15.9	49	1

2012 CHICAGO BEARS

Date	W/L	Opp.	Rec	Yds	Avg	Long	TD
9/9	W	IND	3	50	16.7	25	0
9/13	L	at GB	2	21	10.5	11	0
9/23	W	STL	1	11	11.0	11	0
<i>Did not play in Games 4-5 due to injury.</i>							
10/22	W	DET	3	27	9.0	15	0
10/28	W	CAR	3	47	15.7	24	0
11/4*	W	at TEN	4	22	5.5	9	0
11/11	L	HOU	1	9	9.0	9	0
11/19*	L	at SF	1	6	6.0	6	0
11/25*	W	MIN	4	45	11.3	20	0
12/2*	L	SEA	1	12	12.0	12t	1
<i>Did not play in Games 13-14 due to injury.</i>							
12/23	W	at ARZ	1	16	16.0	16	0
12/30	W	at DET	5	109	21.8	60t	1
Totals	2-2		29	375	12.9	60t	2

*Denotes Game Started



83 MARTELLUS BENNETT

Ht: 6-6

Age: 26

Bears Season: 1

Acquired: Unrestricted free agent in 2013 (NYG)

Wt: 265

College: Texas A&M

NFL Season: 6

TIGHT END

PRO CAREER: Enters first season with the Bears after hauling in 140 receptions for 1,472 yards (10.5 ypc) and 9 touchdowns in 76 games (47 starts) over five seasons with the Dallas Cowboys (2008-11) and New York Giants (2012)... During the postseason, has played in 2 contests with 1 start, gathering 3 receptions for 27 yards... Set career-highs in 2012 with 55 receptions, 626 receiving yards and 5 TD catches... Appeared in at least 14 contests in all five seasons in the NFL and all 16 contests in three seasons (2008, 2010 and 2012).

CAREER TRANSACTIONS: Entered the NFL as a second-round pick (61st overall) by Dallas in the 2008 NFL Draft... Signed a 4-year contract with the Cowboys (7/24/08)... Signed 1-year contract with the New York Giants (3/14/12)... Signed 4-year contract with Chicago (3/12/13). **SIGNED through 2016**

2012 SEASON: Started all 16 games for the Giants, establishing career-highs with 55 receptions, 626 receiving yards (11.4 ypc) and 5 TD catches... 5 receptions of 25-plus yards were tied for sixth in the NFL among tight ends... Established career-high 82 receiving yards at WAS (12/3). **GAMES PLAYED-STARTED: 16-16**

PREVIOUS SEASONS: 2011 - Played in 14 games with 7 starts for Dallas... Grabbed 17 catches for 144 yards (8.5 ypc). **2010** - Appeared in all 16 contests for Dallas with 11 starts... Collected 33 receptions for 260 yards (7.9 ypc). **2009** - Started 6 of 14 contests played during the regular season for the Cowboys... Gathered 15 receptions for 159 yards (10.6 ypc)... Missed 2 games: vs. SD (12/13) and at NO (12/19) due to concussion suffered at NYG (12/6)... Appeared in both postseason contests for Dallas, starting 1, hauling in 3 receptions for 27 yards. **2008** - During rookie season in Dallas, appeared in all 16 games with 7 starts, recording 20 receptions for 283 yards (14.2 ypc) with 4 TDs... Made NFL debut at CLE (9/7)... Started first career contest vs. PHI (9/15)... Caught TD pass in 3 consecutive games (at WAS, 11/16; vs. SF, 11/23; at SEA, 11/27) to become third rookie in franchise history to accomplish the feat, joining Bob Hayes (1965) and Antonio Bryant (2002).

COLLEGE: Finished his Texas A&M career with 105 receptions, 1,246 receiving yards and 10 touchdowns... His 105 receptions tied the school career record for TEs with Rod Bernstine (1983-86) and his receiving yardage total set an Aggie tight end career record... Holds school record with at least 1 reception in 29 consecutive games... Lettered twice for the Texas A&M basketball team, appearing in 26 games as a reserve forward during the 2005-06 season... Communications major.

PERSONAL: Attended Alief High School in Taylor, Texas, where he was a 3-year starter at TE... Consensus prep All-America selection, a 2-time all-district and all-greater Houston choice... Earned first-team Class 5A all-state honors from the Texas Sports Writers Association as a senior in 2004... Also played basketball, picking up all-greater Houston accolades in 2004-05 as a senior... Married to the former Siggi Walker.



MARTELLUS BENNETT'S NFL STATISTICS

REGULAR SEASON

Year	Team	GP-GS	Rec	Yds	Avg	Lg	TD
2008	Dallas	16-7	20	283	14.2	37	4
2009	Dallas	14-6	15	159	10.6	21	0
2010	Dallas	16-11	33	260	7.9	32	0
2011	Dallas	14-7	17	144	8.5	15	0
2012	N.Y. Giants	16-16	55	626	11.4	33t	5
NFL totals		76-47	140	1,472	10.5	37	9

ADDITIONAL STATS: Kickoff Returns - 1 for 13; 2012 (1 for 13). Fumble recoveries - 1: 2010 (1).

POSTSEASON

Year	Team	GP-GS	Rec	Yds	Avg	Lg	TD	STT
2009	Dallas	2 - 1	3	27	9.0	17	0	0

SEASON / CAREER / PLAYOFF HIGHS

	2012	Career	Playoff
Receptions.....	6, at CAR (9/20).....	7, vs. CHI (9/19/10).....	3, at MIN (1/17/10)
Receiving Yards.....	82, at WAS (12/3).....	Same.....	27, at MIN (1/17/10)
Longest Reception.....	33t, vs. TB (9/16).....	37, at GB (9/21/08).....	17, at MIN (1/17/10)
Receiving TDs.....	1, five times.....	1, nine times.....	None

MARTELLUS BENNETT'S GAME-BY-GAME OFFENSIVE STATS 25-22 Regular Season Starting Record (1-0 Postseason Record)

2008 DALLAS COWBOYS

Date	W/L	Opp.	Rec	Yds	Avg	Long	TD
9/7	W	at CLE	0	0	-	-	0
9/15*	W	PHI	1	20	20.0	20	0
9/21	W	at GB	1	37	37.0	37	0
9/28*	L	WAS	1	0	0.0	0	0
10/5*	W	CIN	0	0	-	-	0
10/12	L	at ARZ	0	0	-	-	0
10/19	L	at STL	2	67	33.5	34t	1
10/26	W	TB	3	21	7.0	10	0
11/2	L	at NYG	3	36	12.0	24	0
11/16*	W	at WAS	1	25	25.0	25t	1
11/23	W	SF	1	1	1.0	1t	1
11/27	W	SEA	2	35	17.5	19	1
12/7*	L	at PIT	2	19	9.5	13	0
12/14*	W	NYG	1	8	8.0	8	0
12/20	L	BAL	0	0	-	-	0
12/28*	L	at PHI	2	14	7.0	8	0
Totals	4-3		20	283	14.2	37	4

2009 DALLAS COWBOYS

Date	W/L	Opp.	Rec	Yds	Avg	Long	TD
9/13	W	at TB	1	13	13.0	13	0
9/20	L	NYG	1	11	11.0	11	0
9/28	W	CAR	1	3	3.0	3	0
10/4*	L	at DEN	1	13	13.0	13	0
10/11	W	at KC	0	0	-	-	0
10/25*	W	ATL	3	32	10.7	15	0
11/1*	W	SEA	2	18	9.0	13	0
11/8*	W	at PHI	0	0	-	-	0
11/15	L	at GB	1	6	6.0	6	0
11/22	W	WAS	3	43	14.3	21	0
11/26	W	OAK	0	0	-	-	0
12/6*	L	at NYG	2	20	10.0	18	0
12/13	L	vs. SD	INACTIVE DUE TO INJURY				
12/19	W	at NO	INACTIVE DUE TO INJURY				
12/27	W	at WAS	0	0	-	-	0
1/3*	W	PHI	0	0	-	-	0
Totals	4-2		15	159	10.6	21	0

POSTSEASON

1/9*	W	PHI	0	0	0.0	0	0
1/17	L	at MIN	3	27	9.0	17	0
Totals	1-0		3	27	9.0	17	0

2010 DALLAS COWBOYS

Date	W/L	Opp.	Rec	Yds	Avg	Long	TD
9/12*	L	at WAS	1	7	7.0	7	0
9/19*	L	CHI	7	45	6.4	16	0
9/26*	W	at HOU	3	26	8.7	14	0
10/10	L	TEN	2	19	9.5	11	0
10/17*	L	at MIN	0	0	-	-	0
10/25*	L	NYG	1	5	5.0	5	0
10/31	L	JAX	0	0	-	-	0
11/7	L	at GB	3	20	6.7	15	0

11/14	W	at NYG	1	32	32.0	32	0
11/21*	W	DET	0	0	-	-	0
11/25*	L	NO	2	17	8.5	9	0
12/5*	W	at IND	3	24	8.0	11	0
12/12*	L	PHI	4	30	7.5	11	0
12/19	W	WAS	1	2	2.0	2	0
12/25*	L	at ARZ	3	22	7.3	15	0
1/2*	W	at PHI	2	11	5.5	11	0
Totals	4-7		33	260	7.9	32	0


2011 DALLAS COWBOYS

Date	W/L	Opp.	Rec	Yds	Avg	Long	TD
9/18	W	at SF	0	0	-	-	0
9/26*	W	WAS	1	6	6.0	6	0
10/2	L	DET	2	22	11.0	15	0
10/16	L	at NE	2	13	6.5	8	0
10/23*	W	STL	0	0	-	-	0
10/30*	L	at PHI	0	0	-	-	0
11/6	W	SEA	0	0	-	-	0
11/13	W	BUF	1	8	8.0	8	0
11/20*	W	at WAS	3	31	10.3	14	0
11/24	W	MIA	1	8	8.0	8	0
12/4*	L	at ARZ	0	0	-	-	0
12/17*	W	at TB	3	23	7.7	11	0
12/24*	L	PHI	3	28	9.3	14	0
1/1	L	at NYG	1	5	5.0	5	0
Totals	4-3		17	144	8.5	15	0

2012 NEW YORK GIANTS

Date	W/L	Opp.	Rec	Yds	Avg	Long	TD
9/5*	L	DAL	4	40	10.0	12	1
9/16*	W	TB	5	72	14.4	33t	1
9/20*	W	at CAR	6	73	12.2	29	1
9/30*	L	at PHI	1	2	2.0	2	0
10/7*	W	CLE	3	30	10.0	17	0
10/14*	W	at SF	1	9	9.0	9	0
10/21*	W	WAS	5	79	15.8	31	0
10/28*	W	at DAL	4	29	7.3	12	0
11/4*	L	PIT	3	40	13.3	33	0
11/11*	L	at CIN	4	37	9.3	13	0
11/25*	W	GB	3	44	14.7	17	0
12/3*	L	at WAS	5	82	16.4	28	1
12/9*	W	NO	5	32	6.4	11	1
12/16*	L	at ATL	1	15	15.0	15	0
12/23*	L	at BAL	4	27	6.8	11	0
12/30*	W	PHI	1	15	15.0	15	0
Totals	9-7		55	626	11.4	33t	5

*Denotes Game Started



38 ZACK BOWMAN

Ht: 6-1

Wt: 196

Age: 28

College: Nebraska

Bears Season: 6

NFL Season: 6

Acquired: Waived free agent in 2012 (MIN)

CORNERBACK

PRO CAREER: Started 16-of-57 games for the Chicago Bears (2008-12), recording 102 tackles, 7 INTs, 2 FFs and 5 FRs.

HONORS AND AWARDS: 2008 - NFC Special Teams Player of the Week (10/19).

CAREER TRANSACTIONS: Drafted by the Chicago Bears in the 5th round (142nd overall) of the 2008 NFL Draft... Signed a four-year contract with the Bears (7/1/08)... Cut by Chicago (9/2/08)... Signed to the Bears Practice Squad (9/4/08)... Signed to Chicago's active roster (10/14/08)... Signed with the Minnesota Vikings (3/27/12)... Cut by the Vikings (9/1/12)... Signed by the Chicago Bears (10/16/12)... Signed by Bears (3/15/13). **SIGNED through 2013**

2012 SEASON: Played in 11 games for the Bears, mostly on special teams... Recorded 2 tackles (2 solo), 2 PBUs, 2 FRs - including 1 for a TD - and a career-high 11 special teams stops.

PREVIOUS SEASONS: 2011 - Started 1-of-16 games... Recorded 6 tackles... Ranked 5th on team with 10 special teams tackles and had a FR. 2010 - Credited with 35 tackles (24 solo) in 13 games played (3 starts)... Picked up 1 fumble recovery and 1 forced fumble... Notched 6 special teams stops... 2009 - Led the Bears with career-high 6 INTs, which ranked 4th in the NFC... Collected career-high 75 tackles (56 solo), 1 forced fumble, 5 special teams tackles and ranked 2nd on the team with 6 PBUs... Made his first career start vs. PIT (9/20). 2008 - Had his season cut short by injury, appearing in just 1 game for the Bears... Managed to record his first career INT and recover a fumble in the end zone on special teams for a TD in his only game vs. MIN (10/19)... Credited with 1 tackle and 1 special teams stop as well... Placed on Injured Reserve (10/22).

COLLEGE CAREER: Attended the University of Nebraska (2005-07) after spending two seasons at New Mexico Military Institute... Saw action in 22 games, including 9 starts with the Cornhuskers... Compiled 56 tackles (46 solo), 17 PBUs, 3 INTs and 2 TFLs in Lincoln... Suffered torn ACL during fall practice of his senior season and redshirted... Earned junior college All-America honors and was the No. 2 junior college recruit in the nation in 2004 according to Rivals.com.

PERSONAL: Three-time all-state first team-selection at Bartlett High School in Anchorage, Alaska... Took home player of the year honors as a senior... Also starred on the basketball team where he was teammates with 2008 Final Four hero Mario Chalmers... Married to Alicia... Son of Zackary and Zelma Bowman... Majored in sociology.

ZACK BOWMAN'S NFL STATISTICS


REGULAR SEASON

Year	Team	GP	GS	Tackles					Interceptions					Fumbles			Misc.	
				Tot	S	A	Sk	Yds	No	Yds	Lg	TD	PD	FF	FR	Yds	TFL	STT
2008	Chicago	1	0	1	1	0	0	0	1	0	0	0	0	0	0	0	0	1
2009	Chicago	16	12	75	56	19	0	0	6	67	39	0	6	1	0	0	0	5
2010	Chicago	13	3	35	24	11	0	0	0	0	0	0	0	1	1	0	0	6
2011	Chicago	16	1	6	4	2	0	0	0	0	0	0	1	0	1	0	0	10
2012	Chicago	11	0	2	2	0	0	0	0	0	0	0	2	0	2	1	0	11
NFL totals		57	16	102	90	12	0	0	7	67	39	0	9	2	5	1	0	33

ADDITIONAL STATS: Touchdowns - 2: Recovered fumble in endzone at MIN (10/19/08); 1-yard fumble recovery at ARZ (12/23/12).

POSTSEASON

Tackles				Interceptions					Fumbles					Misc.				
Year	Team	GP	GS	Tot	S	A	Sk	Yds	No	Yds	Lg	TD	PD	FF	FR	Yds	TFL	STT
2010	Chicago	2	0	0	0	0	0.0	0.0	0	0	0	0	0	0	0	0	0	0

**55 LANCE BRIGGS****Ht:** 6-1**Age:** 32**Bears Season:** 11**Acquired:** 3rd round of the 2003 draft**Wt:** 244**College:** Arizona**NFL Season:** 11**LINEBACKER**

PRO CAREER: Seven-time Pro Bowler (2005-11) has recorded 1,414 tackles, 83 TFLs, 15 INTs, 12 sacks, 16 forced fumbles, 7 fumble recoveries and six defensive TDs in 10 seasons (2003-11) as a member of the Bears... 6 defensive TDs are third most in franchise history (trailing Charles Tillman, 9, and Mike Brown, 7) and 5 INT return TDs are second most (behind Tillman's 8)... His 5 interception return TDs are tied with Jack Pardee for third most in NFL history among linebackers (trailing Hall of Famer Bobby Bell and Derrick Brooks)... One of nine players in franchise history to be voted to 7 Pro Bowls... Just the fourth LB in franchise history to be selected to 7 straight Pro Bowls, joining Hall of Famers Dick Butkus, Bill George and Mike Singletary... 1,414 career tackles are third most in franchise history since 1971 when tackles were officially recorded for the first time... Has led the team in tackles five times: 2004, 2008, 2009, 2011 and 2012 and finished second four times: 2005, 2006, 2007 and 2010... Has started 153-of-156 career games played... Collected 100-plus tackles for nine straight seasons (2004-12)... He and Brian Urlacher were the first Bears LBs to be selected to consecutive Pro Bowls together (2005 and 2006) since Wilber Marshall and Mike Singletary in 1987 and 1988... According to STATS, Inc., leads NFL in stuffs - a tackle of a rusher for negative yards - over the past 10 seasons with 71... Became first linebacker in NFL history to return an interception for a score in each of his first 3 campaigns... Has 57 tackles including 4 TFLs, 1 INT and 2 PBUs in 6 career postseason starts.

HONORS AND AWARDS: **2011** - Pro Bowl; NFC Defensive Player of the Week (10/23). **2010** - Pro Bowl. **2009** - Pro Bowl; second-team All-Pro (AP); NFC Defensive Player of the Week (9/27). **2008** - Pro Bowl. **2007** - Pro Bowl. **2006** - Pro Bowl; second-team All-Pro (AP); All-Pro (*The Sporting News*, *Sports Illustrated*); All-NFC (*Pro Football Weekly*); **2005** - Pro Bowl; first-team All-Pro (AP).

CAREER TRANSACTIONS: Entered NFL as a third-round selection (68th overall) by Chicago in the 2003 NFL Draft... Signed contract with Bears (7/25/03)... Designated with the team's franchise tag for 2007 season... Signed 6-year contract with Chicago (3/7/08)... Signed 1-year extension with Bears (4/11/12). **SIGNED through 2014**

2012 SEASON: Paced the Bears in tackles (128) and TFLs (9), starting all 16 contests... Ranked third on Bears in PBUs (10)... Registered 2 forced fumbles, 2 INTs and 3 PBUs... Returned both INTs for TDs, becoming second linebacker in franchise history with two INT return TDs in a single season (Bones Weatherly, 2 in 1950)... Along with CB Charles Tillman became first teammates in NFL history to each have interception return touchdowns in back-to-back games (Weeks 4-5; Briggs 74 yards at DAL and 36 yards at JAX; Tillman 25 yards at DAL and 36 yards at JAX). **GAMES PLAYED-STARTED: 16-16**

PREVIOUS SEASONS: **2011** - Paced the Bears in tackles (147) while starting all 16 contests... Registered 8 TFLs, 2 forced fumbles, 1 INT and 3 PBUs. **2010** - Ranked second on the team in tackles (121) and TFLs (7), starting all 15 regular season games... He played and started both playoff contests... Tallied 2.0 sacks, 2 INTs, 7 PBUs, 2 FFs and 1 FR... Led the team with 16 tackles (10 solo) in the postseason, including 1 INT. **2009** - Started all 15 games he appeared in, leading the Bears in tackles (147)... Posted a career-high 2.5 sacks to go along with 2 PBUs, 1 INT and 7 TFLs. **2008** - Paced the Bears in tackles (136) and fumble recoveries (2), starting all 16 games at WLB... Tied for second on the team and second among all NFL linebackers with a career-high 3 INTs... Returned a fumble 21 yards for a TD at IND (9/7)... Finished second on Chicago in PBUs (7)... Tallied 0.5 sack, 1 FF, 2 FRs and 9 TFLs... Collected first multi-INT game of his career at STL (11/23). **2007** - Led Chicago with 10 TFLs... Ranked second on the Bears in tackles (140) while posting 2 forced fumbles and 2 sacks... Finished the season tied for second in the NFL with 12.5 stuffs, according to STATS, Inc... Also added 4 QB hits, 1 PBU and 1 FR. **2006** - Started all 16 games for 3rd straight season while finishing 2nd on team with career-high 176 tackles... Also

finished 2nd on roster with 10 TFLs (tying a career high), and 9 PBUs... Led team in postseason with 32 tackles and 3 TFLs; added 2 PBUs. **2005** - Ranked 2nd on Bears with 170 tackles, 2 sacks, 2 INT, 13 PBUs, 3 FFs and 2 FRs while starting all 16 games. **2004** - Started 16 games at WLB, moving from SLB in the off-season, and became first Bears player other than Brian Urlacher to lead team in tackles since Barry Minter in 1999... Named Pro Bowl second-alternate at OLB after recording 168 tackles including 10 TFLs and 0.5 sack and INT return TD... Led team in tackles in 8 games... Scored 2nd career TD on 38-yard INT return at DET (12/26); combined with Mike Green on his first career sack. **2003** - Played all 16 games as a rookie for Chicago, becoming a starter at SLB for final 13 contests and tying for 4th on Chicago with 81 tackles... Added an INT return for a TD, 5 PBUs and 4 TFLs.

COLLEGE: Three-time first-team all-Pac-10 selection at LB at Arizona (1999-2002)... Switched positions from FB to LB during the spring following his freshman season... Led Wildcats in tackles each of his three seasons on defense... Concluded career with 308 tackles (205 solos), 10.5 sacks, 36 TFLs, 3 INTs, 10 PBUs, 5 forced fumbles and 4 fumble recoveries in 33 games at SLB... Named team's Defensive Most Valuable Player as a senior, starting 11 games and leading team with 98 tackles, including 3 sacks and 11 TFLs, 1 INT, 2 PBUs, 2 FR and 2 FFs... As a junior, had 93 tackles in 11 games while collecting 6.5 sacks and 14 TFLs... In first year at LB as a sophomore, had 113 tackles with 1 sack, 11 TFLs, 1 forced fumble and 2 INTs... Rushed for 163 yards and 2 TDs on 25 carries in 10 games at FB as a freshman... Majored in sociology.

PERSONAL: Three-year letterman at Elk Grove High School in Sacramento, CA, as a LB, RB, S, K, kickoff and punt returner... Named *Sacramento Bee* Player-of-the-Year as a senior with 100 tackles, including 5 sacks... Two-year track letterman in the 200-meters, 4x100 relay and shot put... Born Lance Marell Briggs to Raymond and Brenda Briggs... Sister, Tranae, played volleyball at Sacramento State, South Florida and Florida State... Cousin, Tamika Dennis, played volleyball at Arizona... Participated in ESPN: The Weekend at Disney's Wide World of Sports during the 2006 off-season.

LANCE BRIGGS' NFL STATISTICS

REGULAR SEASON

Year	Team	GP	GS	Tackles					Interceptions					Fumbles			Misc.	
				Tot	S	A	Sk	Yds	No	Yds	Lg	TD	PD	FF	FR	Yds	TFL	STT
2003	Chicago	16	13	81	62	19	0.0	0.0	1	45	45t	1	4	0	0	0	5	2
2004	Chicago	16	16	168	112	56	0.5	1.5	1	38	38t	1	5	0	0	11	10	0
2005	Chicago	16	16	170	86	84	2.0	12.0	2	30	20	1	13	3	2	0	8	0
2006	Chicago	16	16	176	117	59	1.0	4.0	2	18	18	0	9	4	1	0	10	0
2007	Chicago	14	14	140	80	60	2.0	7.0	0	0	0	0	1	2	1	0	10	0
2008	Chicago	16	16	136	83	53	0.5	6.5	3	12	9	0	7	1	2	21	9	0
2009	Chicago	15	15	147	97	50	2.5	18.5	1	0	0	0	2	0	0	0	7	0
2010	Chicago	15	15	121	75	46	2.0	10.0	2	1	1	0	7	2	1	0	7	0
2011	Chicago	16	16	147	86	61	0.0	0.0	1	0	0	0	3	2	0	0	8	0
2012	Chicago	16	16	128	77	51	1.5	8.0	2	110	74t	2	10	2	0	0	9	0
NFL totals		156	153	1,414	875	539	12.0	67.5	15	254	74t	5	61	16	7	32	83	2

ADDITIONAL STATS: Touchdowns - 6: 45-yard INT return at GB (12/7/03); 38-yard INT return at DET (12/26/04); 10-yard INT return at GB (12/25/05); 21-yard fumble recovery at IND (9/7/08); 74-yard INT return at DAL (10/1/12); 36-yard INT return at JAX (10/7).

POSTSEASON

Year	Team	GP	GS	Tackles					Interceptions					Fumbles			Misc.	
				Tot	S	A	Sk	Yds	No	Yds	Lg	TD	PD	FF	FR	Yds	TFL	STT
2005	Chicago	1	1	9	7	2	0.0	0.0	0	0	0	0	0	0	0	0	1	0
2006	Chicago	3	3	32	21	11	0.0	0.0	0	0	0	0	2	0	0	0	3	0
2010	Chicago	2	2	16	10	6	0.0	0.0	1	4	4	0	0	0	0	0	0	0
Postseason		6	6	57	38	19	0.0	0.0	1	4	4	0	2	0	0	0	4	0

SEASON / CAREER / PLAYOFF HIGHS

	2012	Career	Playoff
Tackles	13, two times.....	19, at GB (10/7/07).....	13, two times.....
Solos	9, vs. GB (12/16).....	15, two times.....	11, vs. IND (SB XLI)
Tackles For Loss	2, at GB (9/13).....	3, vs. GB (12/22/08).....	1, four times.....
Interceptions	1, two times.....	2, at STL (11/23/08).....	1, vs. GB (1/23/11)
Longest INT Return	74t, at DAL (10/1).....	45t, at GB (12/7/03).....	4, vs. GB (1/23/11)
Pass Defenses	2, vs. STL (9/23).....	3, vs. GB (12/4/05).....	1, two times.....



CHICAGO BEARS PLAYERS

LANCE BRIGGS' GAME-BY-GAME DEFENSIVE STATS 86-67 Regular Season Starting Record (3-3 Postseason)

2003 CHICAGO BEARS

Date	W/L	Opp.	Tkls-S	Sk-YL	INT-Yds	PD	FF	FR	TFL
9/7	L	at SF	0-0	0-0	0-0	0	0	0	0
9/14	L	at MIN	1-1	0-0	0-0	0	0	0	0
9/29	L	GB	2-2	0-0	0-0	0	0	0	0
10/5*	W	OAK	1-1	0-0	0-0	0	0	0	0
10/12*	L	at NO	4-3	0-0	0-0	1	0	0	0
10/19*	L	at SEA	7-5	0-0	0-0	0	0	0	0
10/26*	W	DET	8-5	0-0	0-0	0	0	0	0
11/2*	W	SD	10-8	0-0	0-0	0	0	0	0
11/9*	L	at DET	12-11	0-0	0-0	0	0	0	1
11/16*	L	STL	4-3	0-0	0-0	1	0	0	0
11/23*	W	at DEN	6-4	0-0	0-0	1	0	0	0
11/30*	W	ARZ	7-2	0-0	0-0	0	0	0	0
12/7*	L	at GB	9-8	0-0	1-45	1	0	0	2
12/14*	W	MIN	5-5	0-0	0-0	0	0	0	1
12/21*	W	WAS	3-2	0-0	0-0	0	0	0	0
12/28*	L	at KC	2-2	0-0	0-0	0	0	0	1
Totals	7-6		81-62	0-0	1-45	4	0	0	5

2004 CHICAGO BEARS

Date	W/L	Opp.	Tkls-S	Sk-YL	INT-Yds	PD	FF	FR	TFL
9/12*	L	DET	12-6	0-0	0-0	0	0	0	1
9/19*	W	at GB	8-4	0-0	0-0	1	0	0	0
9/26*	L	at MIN	6-4	0-0	0-0	0	0	0	1
10/3*	L	PHI	15-12	0-0	0-0	0	0	0	1
10/17*	L	WAS	8-5	0-0	0-0	1	0	0	0
10/24*	L	at TB	12-7	0-0	0-0	0	0	0	1
10/31*	W	SF	9-6	0-0	0-0	1	0	0	0
11/7*	W	at NYG	8-6	0-0	0-0	0	0	0	1
11/14*	W	at TEN	15-12	0-0	0-0	1	0	0	0
11/21*	L	IND	12-11	0-0	0-0	1	0	0	1
11/25*	L	at DAL	11-6	0-0	0-0	0	0	0	2
12/5*	W	MIN	6-4	0-0	0-0	0	0	0	0
12/12*	L	at JAX	17-15	0-0	0-0	0	0	0	2
12/19*	L	HOU	9-3	0-0	0-0	0	0	0	0
12/26*	L	at DET	13-7	0.5-1.5	1-38	0	0	0	0
1/2*	L	GB	7-4	0-0	0-0	0	0	0	0
Totals	5-11		168-112	0.5-1.5	1-38	5	0	0	10

2005 CHICAGO BEARS

Date	W/L	Opp.	Tkls-S	Sk-YL	INT-Yds	PD	FF	FR	TFL
9/11*	L	at WAS	9-6	1-3	0-0	0	1	0	1
9/18*	W	DET	12-5	0-0	1-20	0	0	0	1
9/25*	L	CIN	9-5	0-0	0-0	1	0	1	2
10/9*	L	at CLE	13-5	1-9	0-0	1	0	0	0
10/16*	W	MIN	8-5	0-0	0-0	1	0	0	0
10/23*	W	BALT	12-6	0-0	0-0	1	0	0	0
10/30*	W	at DET	8-5	0-0	0-0	0	0	0	0
11/6*	W	at NO	15-10	0-0	0-0	2	1	0	1
11/13*	W	SF	11-3	0-0	0-0	0	0	0	0
11/20*	W	CAR	8-4	0-0	0-0	0	0	0	0
11/27*	W	at TB	15-7	0-0	0-0	0	0	0	1
12/4*	W	GB	16-8	0-0	0-0	3	0	1	1
12/11*	L	at PIT	15-7	0-0	0-0	0	1	0	0
12/18*	W	ATL	11-4	0-0	0-0	2	0	0	0
12/25*	W	at GB	7-6	0-0	1-10	2	0	0	1
1/1*	L	at MIN	1-0	0-0	0-0	0	0	0	0
Totals	11-5		170-86	2-12	2-30	13	3	2	8

POSTSEASON

1/15*	L	CAR	9-7	0-0	0-0	0	0	0	1
-------	---	-----	-----	-----	-----	---	---	---	---

2006 CHICAGO BEARS

Date	W/L	Opp.	Tkls-S	Sk-YL	INT-Yds	PD	FF	FR	TFL
9/10*	W	at GB	10-8	1-4	0-0	0	0	0	1
9/17*	W	DET	10-6	0-0	0-0	0	0	0	1
9/24*	W	at MIN	9-7	0-0	0-0	0	0	0	1
10/1*	W	SEA	12-9	0-0	0-0	0	0	0	2
10/8*	W	BUF	5-3	0-0	1-18	1	0	0	0
10/16*	W	at ARZ	16-12	0-0	0-0	2	0	0	2
10/29*	W	SF	6-5	0-0	0-0	0	1	0	0
11/5*	L	MIA	10-6	0-0	0-0	1	0	0	1
11/12*	W	at NYG	11-8	0-0	0-0	1	0	0	0
11/19*	W	at NYJ	15-7	0-0	0-0	1	0	0	1
11/26*	L	at NE	14-7	0-0	0-0	1	2	1	0
12/3*	W	MIN	15-9	0-0	1-0	0	0	0	0
12/11*	W	at STL	12-7	0-0	0-0	1	0	0	0
12/17*	W	TB	14-7	0-0	0-0	0	1	0	1
12/24*	W	at DET	11-11	0-0	0-0	1	0	0	0
12/31*	L	GB	6-5	0-0	0-0	0	0	0	0
Totals	13-3		176-117	1-4	2-18	9	4	1	10

POSTSEASON

1/14*	W	SEA	13-7	0-0	0-0	0	0	0	1
1/21*	W	NO	6-3	0-0	0-0	1	0	0	1
2/4*	L	IND	13-11	0-0	0-0	1	0	0	1
Totals	2-1		32-21	0-0	0-0	2	0	0	3

2007 CHICAGO BEARS

Date	W/L	Opp.	Tkls-S	Sk-YL	INT-Yds	PD	FF	FR	TFL
9/9*	L	at SD	10-8	0-0	0-0	0	0	0	1
9/16*	W	KC	12-7	1-3	0-0	0	1	1	0
9/23*	L	DAL	4-1	0-0	0-0	0	0	0	1
9/30	L	at DET			INACTIVE				
10/7*	W	at GB	19-15	0-0	0-0	0	0	0	0
10/14*	L	MIN	10-6	0-0	0-0	0	0	0	1
10/21*	W	at PHI	9-6	0-0	0-0	0	0	0	1
10/28*	L	DET	14-5	1-4	0-0	0	0	0	0
11/11*	W	at OAK	9-5	0-0	0-0	0	0	0	0
11/18*	L	at SEA	7-6	0-0	0-0	0	0	0	1
11/25*	W	DEN	5-2	0-0	0-0	0	1	0	2
12/2*	L	NYG	10-5	0-0	0-0	0	0	0	1
12/6*	L	at WAS	8-3	0-0	0-0	0	0	0	0
12/17*	L	at MIN	10-6	0-0	0-0	0	0	0	0
12/23	W	GB			INACTIVE				
12/30*	W	NO	13-5	0-0	0-0	1	0	0	2
Totals	6-8		140-80	2-7	0-0	1	2	1	10

2008 CHICAGO BEARS

Date	W/L	Opp.	Tkls-S	Sk-YL	INT-Yds	PD	FF	FR	TFL
9/7*	W	at IND	9-5	0-0	0-0	0	0	1	0
9/14*	L	at CAR	6-1	0-0	0-0	1	0	0	1
9/21*	L	TB	9-4	0-0	1-3	0	0	0	1
9/28*	W	PHI	6-2	0-0	0-0	1	0	0	1
10/5*	W	at DET	7-6	0.5-6.5	0-0	0	0	0	0
10/12*	L	at ATL	9-4	0-0	0-0	0	0	0	0
10/19*	W	MIN	8-5	0-0	0-0	0	0	0	0
11/2*	W	DET	11-10	0-0	0-0	0	1	1	0
11/9*	L	TEN	13-9	0-0	0-0	1	0	0	1
11/16*	L	at GB	10-9	0-0	0-0	0	0	0	0
11/23*	W	at STL	3-2	0-0	2-9	1	0	0	2
11/30*	L	at MIN	16-7	0-0	0-0	0	0	0	0
12/7*	W	JAX	7-3	0-0	0-0	1	0	0	0
12/11*	W	NO	8-6	0-0	0-0	1	0	0	0
12/22*	W	GB	5-5	0-0	0-0	1	0	0	3
12/28*	L	at HOU	9-5	0-0	0-0	0	0	0	0
Totals	9-7		136-83	0.5-6.5	3-12	7	1	2	9



BEARS SHARE

A Community Ticket Donation Program

The Bears Share ticket donation program has been in effect since 1993 benefiting numerous local charities. Tickets can now be donated online through MY BEARS SEASON TICKET ACCOUNT. Simply log in to your personal account and select "Manage My Tickets". Select the ticket(s) you wish to donate and select "Donate To Charity". The tickets will automatically be forwarded to Bears.Care@bears.nfl.net. The original ticket(s) become invalid. Donors will receive an email acknowledgement which should be retained for tax purposes. Tickets can also be mailed to the following address: Chicago Bears Football Club, c/o Bears Share, 1920 Football Drive, Lake Forest, IL 60045. Donations must occur at least four (4) business days prior to the game to allow for distribution. For more information regarding local agencies that are supported through Bears Share, please visit ChicagoBears.com/bearsare.

2009 CHICAGO BEARS

Date	W/L	Opp.	Tkls-S	Sk-YL	INT-Yds	PD	FF	FR	FL
9/13*	L	at GB	6-5	0-0	0-0	0	0	0	0
9/20*	W	PIT	9-7	0-0	0-0	0	0	0	1
9/27*	W	at SEA	8-6	1-7	1-0	0	0	0	1
10/4*	W	DET	6-6	0-0	0-0	0	0	0	2
10/18*	L	at ATL	10-4	0-0	0-0	2	0	0	0
10/25*	L	at CIN	15-11	0-0	0-0	0	0	0	0
11/1*	W	CLE	10-5	0-0	0-0	0	0	0	0
11/8*	L	ARZ	15-9	0-0	0-0	0	0	0	0
11/12*	L	at SF	17-9	0-0	0-0	0	0	0	1
11/22*	L	PHI	10-9	1-9	0-0	0	0	0	1
11/29*	L	at MIN	2-1	0-0	0-0	0	0	0	0
12/6	W	STL			INACTIVE				
12/13*	L	GB	5-3	0.5-2.5	0-0	0	0	0	0
12/20*	L	at BAL	14-10	0-0	0-0	0	0	0	1
12/28*	W	MIN	8-2	0-0	0-0	0	0	0	0
1/3*	W	at DET	12-10	0-0	0-0	0	0	0	0
Totals	6-9		147-97	2.5-18.5	1-0	2	0	0	7

2010 CHICAGO BEARS

Date	W/L	Opp.	Tkls-S	Sk-YL	INT-Yds	PD	FF	FR	FL
9/12*	W	DET	16-9	0-0	0-0	1	1	1	1
9/19*	W	at DAL	8-4	0-0	0-0	1	0	0	2
9/27*	W	GB	13-10	0-0	1-1	0	0	0	1
10/3*	L	at NYG	3-1	0-0	0-0	1	0	0	0
10/10*	W	at CAR	9-7	1-6	0-0	0	0	0	0
10/17	L	SEA			INACTIVE				
10/24*	L	WAS	0-0	0-0	0-0	0	0	0	0
11/7*	W	at BUF	6-5	0-0	0-0	0	1	0	1
11/14*	W	MIN	9-4	0-0	1-0	0	0	0	1
11/18*	W	at MIA	6-6	0-0	0-0	0	0	0	0
11/28*	W	PHI	11-8	0-0	0-0	0	0	0	0
12/5*	W	at DET	11-4	0-0	0-0	0	0	0	0
12/12*	L	NE	10-5	0-0	0-0	0	0	0	0
12/20*	W	at MIN	7-3	1-4	0-0	2	0	0	0
12/26*	W	NYJ	4-2	0-0	0-0	2	0	0	1
1/2*	L	at GB	8-7	0-0	0-0	0	0	0	0
Totals	11-4		121-75	2-10	2-1	7	2	1	7
POSTSEASON									
1/16*	W	SEA	9-6	0-0	0-0	0	0	0	0
1/23*	L	GB	7-4	0-0	1-4	0	0	0	0
Totals	1-1		16-10	0-0	1-4	0	0	0	0

2011 CHICAGO BEARS

Date	W/L	Opp.	Tkls-S	Sk-YL	INT-Yds	PD	FF	FR	FL
9/11*	W	ATL	7-2	0-0	0-0	0	0	0	0
9/18*	L	at NO	15-10	0-0	0-0	0	0	0	0
9/25*	L	GB	15-7	0-0	0-0	0	1	0	2
10/2*	W	CAR	9-6	0-0	0-0	1	0	0	0
10/10*	L	at DET	10-6	0-0	0-0	0	0	0	0
10/16*	W	MIN	5-3	0-0	0-0	0	0	0	0
10/23*	W	at TB	10-3	0-0	1-0	0	0	0	1
11/7*	W	at PHI	9-8	0-0	0-0	1	0	0	0
11/13*	W	DET	12-6	0-0	0-0	0	0	0	0
11/20*	W	SD	6-4	0-0	0-0	0	1	0	2
11/27*	L	at OAK	8-6	0-0	0-0	0	0	0	1
12/4*	L	KC	7-3	0-0	0-0	1	0	0	0
12/11*	L	at DEN	15-9	0-0	0-0	0	0	0	0
12/18*	L	SEA	7-3	0-0	0-0	0	0	0	2
12/25*	L	at GB	5-5	0-0	0-0	0	0	0	0
1/1*	W	at MIN	7-5	0-0	0-0	0	0	0	0
Totals	8-8		147-86	0-0	1-0	3	2	0	8

2012 CHICAGO BEARS

Date	W/L	Opp.	Tkls-S	Sk-YL	INT-Yds	PD	FF	FR	FL
9/9*	W	IND	5-2	0-0	0-0	0	0	0	0
9/13*	L	at GB	9-6	0-0	0-0	1	0	0	2
9/23*	W	STL	7-5	0-0	0-0	2	0	0	1
10/1*	W	at DAL	4-4	0-0	1-74	0	1	0	1
10/7*	W	at JAX	6-5	1-6	1-36	0	0	0	1
10/22*	W	DET	8-4	0-0	0-0	1	1	0	0
10/28*	W	CAR	13-4	0-0	0-0	1	0	0	0
11/4*	W	at TEN	6-4	0-0	0-0	0	0	0	0
11/11*	L	HOU	6-5	0-0	0-0	0	0	0	0
11/19*	L	at SF	6-4	0.5-2	0-0	1	0	0	1
11/25*	W	MIN	10-5	0-0	0-0	1	0	0	0
12/2*	L	SEA	5-4	0-0	0-0	0	0	0	1
12/9*	L	at MIN	11-7	0-0	0-0	0	0	0	1
12/16*	L	GB	13-9	0-0	0-0	1	0	0	0
12/23*	W	at ARZ	9-6	0-0	0-0	1	0	0	0
12/30*	W	at DET	10-3	0-0	0-0	1	0	0	1
Totals	10-6		128-77	1.5-8	2-110	10	2	0	9

*Denotes Game Started

BRIGGS

WANNA BE LIKE MIKE

Former Bears linebacker Mike Singletary is the franchise's all-time leader in Pro Bowl selections, earning 10 appearances during his 12-year career (1981-92). Singletary is followed on the list by fellow Hall of Famers Walter Payton (9 selections), Doug Atkins (8), Dick Butkus (8) and Bill George (8), and linebackers Brian Urlacher (8) and Lance Briggs (7).

Since the first Bears players earned Pro Bowl honors in 1951, a total of 84 Bears players have earned a total of 221 Pro Bowl selections.

Listed below are all Bears players who earned four or more selections while the third column lists current Bears players who have been named to the team at least one time. DE Julius Peppers has been named to the Pro Bowl three times with the Bears and has eight total selections, earning the honor on five occasions with the Carolina Panthers. WR Brandon Marshall earned a Pro Bowl nod in his first season with the team in 2012 and has four total selections, earning the honor on two occasions with Denver and once with Miami. The entire list by individual selections earned can be found on page 254, by year on pages 432-434.

Name, Pos Pro Bowls

Mike Singletary, LB	10
Walter Payton, RB	9
Doug Atkins, DE	8
Dick Butkus, LB	8
Bill George, LB	8
Brian Urlacher, LB	8
Lance Briggs, LB	7
Jay Hilgenberg, C	7
Stan Jones, G	7
Olin Kreutz, C	6
Rick Casares, RB	5

Name, Pos Pro Bowls

Mike Ditka, TE	5
Joe Fortunato, LB	5
Gale Sayers, RB	5
Neal Anderson, RB	4
George Connor, T/LB	4
Richard Dent, DE	4
Dave Duerson, S	4
Dan Hampton, DE/DT	4
Richie Petitbon, DB	4
Ed Sprinkle, DE	4
Fred Williams, DT	4

Current Bears, Pos Pro Bowls

Devin Hester, KR	3
Julius Peppers, DE	3 (8)
Charles Tillman, CB	2
Matt Forté, RB	1
Robbie Gould, PK	1
Tim Jennings, CB	1
Brandon Marshall, WR	1 (4)
Henry Melton, DT	1
Number in () denotes total Pro Bowl selections	

**62 EBEN BRITTON****Ht:** 6-6**Age:** 25**Bears Season:** 1**Acquired:** Unrestricted free agent in 2013 (JAX)**Wt:** 308**College:** Arizona**NFL Season:** 5**GUARD/TACKLE**

PRO CAREER: Fifth-year pro joins the Bears with experience at both tackle positions and guard... Has played in 37 games with 30 starts for the Jacksonville Jaguars... Started 23 games at RT and 7 at LG... Played in only 4 games in 2011 due to back injury... Started first 7 games in 2010 before he was placed on injured reserve with a shoulder injury... One of three rookies to start 15-plus games for the Jaguars in 2009, all of them coming at RT.

CAREER TRANSACTIONS: Drafted in the 2nd round (39th overall) of the 2009 NFL draft by the Jacksonville Jaguars... Signed 4-year contract with the Jaguars (8/1/09)... Signed 1-year contract with the Bears (4/16/13). **SIGNED through 2013**

2012 SEASON: Played in 11 games making 5 starts at LG for the Jaguars.

PREVIOUS SEASONS: **2011** - Was hampered by a back injury and played in only 4 games with 3 starts... Was inactive for 5 games and was placed on IR on Nov. 14. **2010** - Started first seven games at RT before he suffered a season-ending shoulder injury... Was placed on injured reserve on Oct. 26. **2009** - Started 15 games as a rookie RT, the third-most by a rookie OT in Jaguars history... Started season-opener on 9/13 at IND, joining Eugene Monroe as the first pair of rookie tackles to start on opening day in the NFL since 1982 when Luis Sharpe and Tootie Robbins started for the St. Louis Cardinals.

COLLEGE CAREER: Started all 37 games played in three seasons... Played first two seasons at RT (24 games) before switching to LT as a junior (13 games)... Registered 289 knockdowns, 34 down-field blocks and 43 TD-resulting blocks, grading 85.6 for blocking consistency... Was penalized just four times on 2,461 snaps... Started all 13 games as a junior in 2008 at LT... Earned All-America honorable mention by The NFL Draft Report and first-team all-Pac 10... Registered a school single-season record with 125 knockdowns with 17 TD-resulting blocks (tops in Pac-10)... Started all 12 games at RT as a sophomore... Was third-team All-America selection and all-Pac 10 first-team selection by The NFL Draft Report... Graded a conference-best 86.6 percent for blocking consistency, tops in the nation among RTs... Started all 12 games as a redshirt freshman at RT in 2006... Earned first-team Freshman All-America honors from The NFL Draft Report... Selected honorable mention all-Pac 10 by the league's coaches... Became first freshman in school history and the Pac-10 to hold his opponents to no statistics in three games over the course of the season... Spent 2005 season on the scout team and did not play in any games.

PERSONAL: Has a daughter, Sondra Eleanor Parsons... Attended John Burroughs High School (Burbank, Calif.)... Named Foothill League co-lineman of the year as a senior... Added *Los Angeles Times* all-region San Fernando Valley honors and named Super Prep All-American... Competed in the Cali-Florida All-Star game in Miami... Started at LT as a senior and at RT his first two seasons... Also lettered in basketball and track, setting school records in the shot put and discus during his two seasons... Four-time Honor Roll student and Scholar-Athlete Award winner... Father, Jeff, played basketball at Jacksonville University... Mother, Abbie, is a Columbia University graduate and journalist. She owns a personal training business... Comes from a family of athletes, actors, writers and painters... His grandmother, Estelle Parsons, won an Academy Award for her role as Blanche Barrow in the 1967 film, "Bonnie and Clyde"... Born in New York, N.Y.... Graduated in 2011 with a degree in creative writing.

EBEN BRITTON'S NFL STATISTICS**GAMES PLAYED-STARTED - 37-30:** 2009 JAX (15-15); 2010 JAX (7-7); 2011 JAX (4-3); 2012 JAX (11-5)



78 JAMES BROWN

Ht: 6-4
Age: 24
Bears Season: 2
Acquired: Undrafted free agent in 2012

Wt: 306
College: Troy
NFL Season: 2

GUARD/TACKLE

PRO CAREER: Played in 5 games for the Bears in 2012, starting the final 3 contests of the season at LG... Made NFL debut on December 2, 2012 versus Seattle and made first career start on December 16, 2012 versus Green Bay at LG... Spent first 10 weeks of 2012 season on Bears practice squad after joining the team in offseason as an undrafted rookie free agent.

CAREER TRANSACTIONS: Entered NFL as an undrafted free agent with Chicago (4/29/12)... Waived by Chicago (8/31/12)... Signed to Bears practice squad (9/1/12)... Elevated to Chicago's active roster (11/21/12). **SIGNED THROUGH 2014**

2012 SEASON: Played in 5 contests, including 3 starts at LG for Chicago... Made NFL debut in Week 13 vs. SEA (12/2)... Made first career NFL start in Week 15 vs. GB (12/16) at LG... Spent first 10 weeks of 2012 season on Bears practice squad before being elevated to active roster (11/21)... Inactive in Week 11 vs. MIN (11/25).

COLLEGE: A two-year starter at Troy... A first-team all-Sun Belt selection, started all 12 games at left tackle his senior year... Graded out at 87 percent on the season with 878 snaps... Was penalized just two times while racking up a team-high 110 knockdown blocks... Started all 13 games at left tackle for the Trojans as a junior... Led the team with 66 knockdown blocks... Attended Southwest Mississippi CC for two years... Named a second team All-Mississippi Junior College performer following his sophomore season.

PERSONAL: Was a two-time all-state selection in Class 2A while attending Amite County (MS) High School... Was considered to be one of the top offensive line prospects in Mississippi as a senior... Won 2005 Mississippi state weightlifting championship.

JAMES BROWN'S NFL STATISTICS

REGULAR SEASON

GAMES PLAYED-STARTED - 5-3: 2012 CHI (5-3)


ALL-TIME NFC NORTH STANDINGS

(since 2002)

	Overall record				Division record				Division Titles
	W	L	T	Pct.	W	L	T	Pct.	
Green Bay	110	66	0	.625	47	19	0	.712	02, 03, 04, 07, 11, 12
BEARS	92	84	0	.523	36	30	0	.545	05, 06, 10
Minnesota	87	89	0	.494	35	31	0	.530	08, 09
Detroit	51	125	0	.290	14	52	0	.212	

2012 NFC NORTH DIVISION STANDINGS

	Overall record				Division record			
	W	L	T	Pct.	W	L	T	Pct.
Green Bay	11	5	0	.688	5	1	0	.833
Minnesota	10	6	0	.625	4	2	0	.667
BEARS	10	6	0	.625	3	3	0	.500
Detroit	4	12	0	.250	0	6	0	.000

**29 MICHAEL BUSH****Ht:** 6-1**Age:** 29**Bears Season:** 2**Acquired:** Unrestricted free agent in 2012 (OAK)**Wt:** 245**College:** Louisville**NFL Season:** 7**RUNNING BACK**

PRO CAREER: Rushed for 3,053 yards and 26 touchdowns on 746 attempts (4.1 ypc) in five seasons with the Oakland Raiders (2008-11) and Chicago Bears (2012)... Added 962 receiving yards and a touchdown on 100 receptions (9.6 ypc)... 20 rushing touchdowns over last three seasons (2010-12) are 13th most in the NFL... Has started 20-of-74 career games played, having appeared in at least 13 contests in each of his last five seasons... Spent entire 2007 rookie season rehabbing a leg injury which he suffered during his final collegiate season at Louisville.

CAREER TRANSACTIONS: Drafted by Oakland in the fourth round (100th overall) of the 2007 NFL Draft... Signed a four-year contract with the Raiders (7/25/07)... Signed one-year deal with Oakland (8/6/11)... Signed four-year contract with Chicago (3/22/12). **SIGNED through 2015**

2012 SEASON: In first season with Bears, tied for team lead with 5 rushing TDs in 13 games played with 1 start... Had 411 rushing yards on 114 carries (3.6 ypc)... Added 83 receiving yards on 9 receptions (9.2 ypc)... DNP in Week 15 vs. GB (12/16) due to ribs injury... Missed final 2 contests after being placed on Injured Reserve on Dec. 18 due to ribs injury. **GAMES PLAYED-STARTED: 13-1**

PREVIOUS SEASONS: 2011 - In 16 games played for the Raiders, set career highs in rushing yards (977), attempts (256), receiving yards (418), receptions (37) and games started (9)... Seven rushing touchdowns were second most of his career and eight total touchdowns (one receiving) tied a career high... Tied for 15th in NFL in rushing touchdowns... Ranked 16th in the NFL in yards from scrimmage (1,395)... 1,158 yards from scrimmage over final 10 weeks of season were fifth most in the NFL and 839 rushing yards were eighth most... Started final nine contests of season. **2010** - Seventh in AFC and tied for 11th in NFL with 8 rushing touchdowns... Rushed for 655 yards on 158 attempts (4.1 ypc)... Added 194 receiving yards on 18 receptions (10.8 ypr)... Appeared in 14 contests with three starts. **2009** - Gathered 589 rushing yards on 123 carries (4.8 ypc) with three touchdowns... Hauled in 17 receptions for 105 yards (6.2 ypr)... Started seven of 16 games played. **2008** - Rushed for 421 yards and three touchdowns on 95 carries (4.4 ypc), adding 162 receiving yards on 19 catches (8.5 ypr)... Appeared in 15 contests. **2007** - Missed entire rookie season while recovering from leg injury suffered in final collegiate season at Louisville.

COLLEGE: Ended collegiate career ranked seventh all-time at University of Louisville in rushing yards (2,508) and rushing attempts (435)... 5.8 yards per rushing attempt ranks fourth in school history... 39 career rushing touchdowns were four shy of school record... String of nine-consecutive games with at least one rushing touchdown in 2005 is the second longest streak in Louisville history... Ran for more than 100 yards in 10 games during collegiate career... Set school single-season records with 23 rushing touchdowns and 144 points scored in 2005... 23 rushing touchdowns rank third in Big East Conference single-season history... His 1,143 yards rushing in 2005 rank seventh on the school's single-season record list... 246 career points rank third in Louisville history... Majored in communications.

PERSONAL: At Louisville Male High School, spent his senior season playing quarterback... Also saw action at running back, wide receiver, defensive back, linebacker and defensive end... Finished his prep career ranked fourth in the state record books in career receiving yards (3,031) on 180 catches (16.8) and 37 touchdowns... Also rushed 256 times for 1,581 yards (6.2) and 25 scores and completed 221 of 385 passes (57.4 percent) for 3,379 yards and 40 touchdowns.

MICHAEL BUSH'S NFL STATISTICS

REGULAR SEASON

Year	Team	GP-GS	Rush	Yds	Avg	Lg	TD	Rec	Yds	Avg	Lg	TD
2008	Oakland	15 - 0	95	421	4.4	67t	3	19	162	8.5	25	0
2009	Oakland	16 - 7	123	589	4.8	60	3	17	105	6.2	17	0
2010	Oakland	14 - 3	158	655	4.1	30	8	18	194	10.8	55	0
2011	Oakland	16 - 9	256	977	3.8	44	7	37	418	11.3	55	1
2012	Chicago	13 - 1	114	411	3.6	20	5	9	83	9.2	18	0
NFL totals		74 - 20	746	3,053	4.1	67t	26	100	962	9.6	55	1

SEASON / CAREER / PLAYOFF HIGHS

	2012	Career	Playoff
Rushes	21, vs. MIN (11/25)	30, two times	None
Rushing Yards	60, vs. MIN (11/25)	177, at TB (12/28/08)	None
Longest Run	20, two times	67t, at TB (12/28/08)	None
Rushing TDs	2, two times	2, four times	None
Receptions	2, two times	7, two times	None
Receiving Yards	26, at JAX (10/7)	85, at SD (11/10/11)	None
Longest Reception	18, two times	55, two times	None
Receiving TDs	None	1, vs. DEN (11/6/11)	None

MICHAEL BUSH'S GAME-BY-GAME RUSHING AND RECEIVING 9-11 Regular Season Starting Record (0-0 Postseason Record)

2008 OAKLAND RAIDERS

Date	W/L	Opp.	Rush	Yards	Avg.	Lg	TD	Rec.	Yards	Avg.	Lg	TD
9/8	L	DEN	0	0	-	-	0	0	0	-	-	0
9/14	W	at KC	16	90	5.6	32t	1	0	0	-	-	0
9/21	L	at BUF	14	55	3.9	16	0	1	5	5	5	0
9/28	L	SD	14	48	3.4	12	0	7	80	11.4	25	0
10/12	L	at NO	3	9	3	5	0	1	4	4	4	0
10/19	W	NYJ	0	0	-	-	0	0	0	-	-	0
10/26	L	at BAL	6	10	1.7	2	0	1	9	9	9	0
11/2	L	ATL	3	-2	-0.7	5	0	3	15	5	6	0
11/9	L	CAR	8	30	3.8	12	0	5	43	8.6	12	0
11/23	W	at DEN	2	0	0	0	0	0	0	-	-	0
11/30	L	KC	0	0	-	-	0	0	0	-	-	0
12/4	L	at SD	2	4	2	4	0	0	0	-	-	0
12/14	L	NE	0	0	-	-	0	0	0	-	-	0
12/21	W	HOU	0	0	-	-	0	0	0	-	-	0
12/28	W	at TB	27	177	6.6	67t	2	1	6	6	6	0
Totals	0-0		95	421	4.4	32t	3	19	162	8.5	25	0

2009 OAKLAND RAIDERS

Date	W/L	Opp.	Rush	Yards	Avg.	Lg	TD	Rec.	Yards	Avg.	Lg	TD
9/14*	L	SD	12	55	4.6	17	1	1	4	4	4	0
9/20	W	at KC	9	35	3.9	10	0	1	17	17	17	0
9/27	L	DEN	6	20	3.3	9	0	4	20	5	8	0
10/4	L	at HOU	3	10	3.3	5	0	1	4	4	4	0
10/11*	L	at NYG	12	37	3.1	8	1	1	6	6	6	0
10/18*	W	PHI	6	22	3.7	9	0	1	2	2	2	0
10/25*	L	NYJ	8	25	3.1	10	0	1	6	6	6	0
11/1*	L	at SD	7	27	3.9	7	0	2	14	7	9	0
11/15*	L	KC	14	119	8.5	60	0	2	10	5	8	0
11/22*	W	CIN	4	27	6.8	10	0	0	0	-	-	0
11/26	L	at DAL	3	8	2.7	7	0	0	0	-	-	0
12/6	W	at PIT	1	1	1	1	0	0	0	-	-	0
12/13	L	WAS	0	0	-	-	0	0	0	-	-	0
12/20	W	at DEN	18	133	7.4	40	1	1	11	11	11	0
12/27	L	at CLE	10	52	5.2	14	0	1	7	7	7	0
1/3	L	BAL	10	18	1.8	5	0	1	4	4	4	0
Totals	2-5		123	589	4.8	60	3	17	105	6.2	17	0

2010 OAKLAND RAIDERS

Date	W/L	Opp.	Rush	Yards	Avg.	Lg	TD	Rec.	Yards	Avg.	Lg	TD
9/26	L	at ARZ	3	13	4.3	15	0	0	0	-	-	0
10/3	L	HOU	7	40	5.7	11	1	2	16	8	9	0
10/10*	W	SD	26	104	4	14	1	3	31	10.3	16	0
10/17*	L	at SF	20	47	2.4	5	0	2	12	6	7	0
10/24	W	at DEN	15	52	3.5	9	1	1	13	13	13	0
10/31	W	SEA	9	51	5.7	30	1	1	55	55	55	0
11/7	W	KC	5	17	3.4	7	0	0	0	-	-	0
11/21	L	at PIT	4	33	8.3	24	0	2	18	9	16	0
11/28	L	MIA	1	1	1	1	0	0	0	-	-	0
12/5	W	at SD	23	95	4.1	24	1	0	0	-	-	0
12/12	L	at JAX	5	22	4.4	11	0	0	0	-	-	0
12/19	W	DEN	12	24	2	7	2	0	0	-	-	0
12/26	L	IND	3	19	6.3	15	0	3	15	5	6	0
1/2*	W	at KC	25	137	5.5	26t	1	4	34	8.5	16	0
Totals	2-1		158	655	4.1	30	8	18	194	10.8	55	0



CHICAGO BEARS PLAYERS

2011 OAKLAND RAIDERS

Date	W/L	Opp.	Rush	Yards	Avg.	Lg	TD	Rec.	Yards	Avg.	Lg	TD
9/12	W	at DEN	9	30	3.3	12	0	0	0	-	-	0
9/18	L	at BUF	4	23	5.8	22	1	0	0	-	-	0
9/25	W	NYJ	8	22	2.8	9	1	2	35	17.5	28	0
10/2	L	NE	8	26	3.3	9	1	4	55	13.8	35	0
10/9	W	at HOU	4	9	2.3	4	0	0	0	-	-	0
10/16	W	CLE	10	28	2.8	10	0	1	9	9	9	0
10/23	L	KC	17	99	5.8	35	0	2	12	6	7	0
11/6*	L	DEN	19	96	5.1	16	0	2	33	16.5	22	1
11/10*	W	at SD	30	157	5.2	44	1	3	85	28.3	55	0
11/20*	W	at MIN	30	109	3.6	28	1	2	20	10	10	0
11/27*	W	CHI	24	69	2.9	14	1	4	24	6	12	0
12/4*	L	at MIA	10	18	1.8	3	0	3	27	9	16	0
12/11*	L	at GB	23	78	3.4	9	1	3	19	6.3	9	0
12/18*	L	DET	18	77	4.3	15	0	7	62	8.9	18	0
12/24*	W	at KC	23	70	3	11	0	2	24	12	17	0
1/1*	L	SD	19	66	3.5	9	0	2	13	6.5	9	0
Totals	4-5		256	977	3.8	44	7	37	418	11.3	55	1

2012 CHICAGO BEARS

Date	W/L	Opp.	Rush	Yards	Avg.	Lg	TD	Rec.	Yards	Avg.	Lg	TD
9/9	W	IND	12	42	3.5	20	2	0	0	-	-	0
9/13	L	at GB	14	54	3.9	8	0	0	0	-	-	0
9/23*	W	STL	18	55	3.1	13	1	2	18	9	18	0
10/1	W	at DAL	10	29	2.9	5	0	1	8	8	8	0
10/7	W	at JAX	4	26	6.5	11	0	2	26	13	15	0
10/22	W	DET	6	36	6	12	0	1	-3	-3	-3	0
10/28	W	CAR	3	5	1.7	4	0	0	0	-	-	0
11/4	W	at TEN	10	16	1.6	9	0	1	17	17	17	0
11/11	L	HOU	3	34	11.3	20	0	0	0	-	-	0
11/19	L	at SF	5	9	1.8	6	0	1	18	18	18	0
11/25	W	MIN	21	60	2.9	8	2	1	-1	-1	-1	0
12/2	L	SEA	7	39	5.6	15	0	0	0	-	-	0
12/9	L	at MIN	1	6	6	6	0	0	0	-	-	0

Did not play in Games 14-16 due to injury.

Totals	1-0		114	411	3.6	20	5	9	83	9.2	18	0
---------------	------------	--	------------	------------	------------	-----------	----------	----------	-----------	------------	-----------	----------

AIR MILES

Planning to follow the Bears on the road? The following is a list of the round-trip air miles between Chicago's O'Hare Airport and the cities they will visit during the 2013 season:

Carolina Panthers (Charlotte)	1,198	2013 total	10,880
Cleveland Browns	632	2012 total	14,258
Detroit Lions	470	2011 total	20,118
Green Bay Packers	322	2010 total	12,581
Minnesota Vikings (Minneapolis)	668	2009 total	14,324
Oakland Raiders	3,670	2008 total	10,664
Philadelphia Eagles	1,356	2007 total	16,802
Pittsburgh Steelers	824	2006 total	13,790
St. Louis Rams	516	2005 total	9,356
Washington Redskins	1,224	2004 total	10,226
This year's total	10,880	2003 total	16,890
		2002 total*	12,763
		2001 total	9,314
		2000 total	12,560
		1999 total	13,796
		1998 total	12,140
		1997 total	21,482
		1996 total	11,862
		1995 total	8,682

Totals include pre-season; the 1997 total includes the pre-season game in Dublin, Ireland. Dublin is 8,466 round-trip air miles from O'Hare. The 2011 total includes the regular season game in London, England. London is 7,900 round-trip air miles from O'Hare.

*2002 total includes nine flights to Champaign for home games.



74 JERMON BUSHROD

Ht: 6-5

Age: 28

Bears Season: 1

Acquired: Unrestricted free agent in 2013 (NO)

Wt: 320

College: Towson

NFL Season: 7

TACKLE

PRO CAREER: Two-time Pro Bowler (2011-12) is in his first season in Chicago after starting 62 of 66 games played in six seasons (2007-12) at left tackle for New Orleans... During his time as a starter for New Orleans (2009-12), Saints offense allowed just 96 sacks, tied for fewest in the NFL, led the NFL in total offense (413.6 ypg) and was second in scoring offense (29.7 ppg)... While a starter along Saints line (2009-12), offense ranked in the top five in NFL for fewest sacks allowed each season... Started all 16 contests in each of the last three seasons and anchored the Saints offensive line during their Super Bowl Championship season in 2009, starting 14 of 15 games played... Started all six postseason contests played at left tackle, including Super Bowl XLIV.

HONORS AND AWARDS: **2012** - Pro Bowl. **2011** - Pro Bowl; Madden Most Valuable Protectors of the Year (Offensive Line Award); Madden Most Valuable Protectors Award (Week 9). **2010** - Madden Most Valuable Protectors Award (Week 6). **2009** - Madden Most Valuable Protectors of the Year.

CAREER TRANSACTIONS: Drafted in the fourth round (125th overall) by New Orleans in the 2007 NFL Draft... Signed 3-year contract with the Saints (6/20/07)... Signed 1-year contract with New Orleans (4/13/10)... Signed 2-year contract with Saints (7/29/11)... Signed 5-year contract with Chicago (3/12/13). **SIGNED through 2017**

2012 SEASON: Named to second-consecutive Pro Bowl after starting all 16 games at LT for New Orleans, anchoring line that was tied for third in the NFL in fewest sacks allowed... Saints were second in the NFL in total offense (410.9 yards per game) and third in scoring (28.8 points per game)... Helped block for Drew Brees who became first QB in NFL history with multiple 5,000-yard passing seasons (2011 and 2012), as he threw for 5,177 yards, third most in NFL single-season history... Offense compiled 6,574 total net yards, 11th most in NFL single-season history. **GAMES PLAYED-STARTED: 16-16**

PREVIOUS SEASONS: **2011** - Named to first career Pro Bowl after starting all 16 games at LT for Saints, as offensive line allowed just 24 sacks, tied for second fewest in the NFL... Saints offense set an NFL single-season record with 7,474 net yards and ranks fifth in NFL history in total points (547)... Anchored offensive line that was key to helping Saints lead the NFL in total offense (467.1 yards per game) and finished second in scoring (34.2 points per game)... Helped block for QB Drew Brees who set an NFL single-season record with 5,476 passing yards... Started both postseason contests at LT. **2010** - Anchored New Orleans offensive line by starting all 16 games at LT as line allowed 26 sacks, fifth fewest in the NFL... Saints offense was sixth in the NFL in total offense (372.5 yards per game) and third in passing offense (277.6 net yards per game)... Started New Orleans' lone postseason contest at LT. **2009** - Started 14 of 15 games played at LT for Super Bowl Champion Saints... Offensive line allowed just 20 sacks, fourth fewest in the NFL... New Orleans led NFL in scoring offense (31.9 points per game) and total offense (403.8 yards per game)... Started all 3 postseason contests at LT, including Super Bowl XLIV... Inactive vs. NYJ (10/4) with knee and ankle injuries. **2008** - Appeared in 2 contests on special teams... Inactive for 12 games, DNP in 2 contests. **2007** - Saw action in 1 contest, his NFL debut at HOU (11/18), on special teams... Inactive for 14 games, DNP in 1 contest.

COLLEGE: Four-year starter at Towson... All-Atlantic 10 selection at LT in 2006... Finished career with a streak of 38 consecutive starts... Earned third-team all-league honors as a junior... Posted 72 knockdown blocks and was third-team all-Atlantic 10 as a sophomore, his first full season as a starter... Started 5 games in 2003 after redshirting in 2002.



PERSONAL: Attended King George (Va.) High School, where he was a standout in football, basketball and baseball... Honorable mention all-state selection at T... Scheduled an annual golf tournament to raise book scholarships for student athletes from his hometown of King George, Va... Has worked as a substitute teacher and done community service work at various NAACP events.

JERMON BUSHROD'S NFL STATISTICS

REGULAR SEASON

GAMES PLAYED-STARTED - 66-62: 2007 NO (1-0); 2008 NO (2-0); 2009 NO (15-14); 2010 NO (16-16); 2011 NO (16-16); 2012 NO (16-16).

POSTSEASON

GAMES PLAYED-STARTED - 6-6: 2009 NO (3-3); 2010 NO (1-1); 2011 NO (2-2).

AND THE AWARD GOES TO...

The Bears earned five NFC Player of the Week honors in 2012 and two NFC Player of the Month selections during the year.

2012 BEARS AWARD WINNERS

NFC DEFENSIVE PLAYER OF THE MONTH

Tim Jennings - September: Recorded six tackles, four sacks, one tackle for loss, 10 quarterback pressures and three pass break ups.

Charles Tillman - October: Had two interception return touchdowns (25 yards at Dallas and 36 yards at Jacksonville) and anchored a secondary that held opposing quarterbacks to an NFL-low 61.9 passer rating (105 of 171 for 1,115 yards, three touchdowns and 10 interceptions).

NFC DEFENSIVE PLAYER OF THE WEEK

Charles Tillman - Week 5 at JAX: Recorded 36-yard interception return touchdown to go along with three tackles.

Charles Tillman - Week 7 vs. DET: Registered 9 tackles, 2 forced fumbles and 2 pass break ups.

Brian Urlacher - Week 9 at TEN: Registered 46-yard INT return TD, 1 forced fumble, 1 fumble recovery and 7 press box tackles.

Julius Peppers - Week 16 at ARZ: Registered 3 sacks for 22 yards, a forced fumble, one additional tackle for loss and three additional QB pressures.

NFC SPECIAL TEAMS PLAYER OF THE WEEK

Sherrick McManis - Week 9 at TEN: Blocked a punt which was returned 5 yards for a touchdown by Corey Wootton, added 2 special teams tackles.

GMC NEVER SAY NEVER MOMENT OF THE WEEK (Fan Vote)

Jay Cutler - Week 8 vs. CAR: Trailing 19-7 in the fourth quarter, QB Jay Cutler led two fourth-quarter scoring drives to help the Bears edge the Carolina Panthers 23-22.



93 NATE COLLINS

Ht: 6-2

Wt: 296

Age: 25

College: Virginia

Bears Season: 2

NFL Season: 4

Acquired: Unrestricted free agent in 2012 (IAX)

DEFENSIVE TACKLE

PRO CAREER: Has appeared in 22 games over three seasons with the Jacksonville Jaguars (2010-11) and Chicago Bears (2012), collecting 23 tackles, 0.5 sack, 1 TFL, 1 pass break up and a fumble recovery.

CAREER TRANSACTIONS: Signed as an undrafted free agent by the New York Giants (4/25/10)... Waived by the Giants (9/4/10)... Signed to the Giants practice squad (9/5/10)... Signed by Jacksonville (11/13/10)... Signed a 1-year deal with the Jaguars (7/29/11)... Signed a 1-year contract by Chicago (5/23/12)... Signed a 1-year contract with Bears (3/14/13). **SIGNED THROUGH 2013**

2012 SEASON: Appeared in 9 games for Chicago, recording 13 tackles and one tackle for loss. **GAMES PLAYED-GAMES STARTED:** 9-0

PREVIOUS SEASONS: 2011 - Appeared in 12 games for Jacksonville, assisting in 10 tackles... Recorded half sack, a fumble recovery and 1 pass break up. **2010** - Appeared in 1 game for the Jaguars, making NFL debut at TEN (12/5).

COLLEGE: Finished collegiate career with 160 tackles (87 solo), 9 sacks, 1 forced fumble and 1 interception... Named first-team all-ACC as a senior... Started all 12 games in his final season and totaled 76 tackles, 6 sacks and 10.5 tackles for loss... Played in 12 games as a junior with five starts and finished with 36 tackles... Played in all 13 games as sophomore as reserve NT... Had 31 tackles, 5 tackles for loss and 2 sacks... Appeared in all 12 games as a freshman and produced 17 tackles, 1 sack, 4 tackles for loss and 5 quarterback pressures.

PERSONAL: Attended King & Low-Heywood Thomas High School in Stamford, Conn... Played FB, TB, TE, WR, DT, LB and QB throughout his career... Played DE primarily as a senior but also saw action for four games at QB due to injuries... Also lettered in basketball and baseball... Father, Allen, played basketball at Alaska-Anchorage.

NATE COLLINS' NFL STATISTICS

REGULAR SEASON

Year	Team	GP	GS	Tackles					Interceptions					Fumbles			Misc.	
				Tot	S	A	Sk	Yds	No	Yds	Lg	TD	PD	FF	FR	Yds	TFL	STT
2010	Jacksonville	1	0	0	0	0	0.0	0.0	0	0	0	0	0	0	0	0	0	0
2011	Jacksonville	12	0	10	0	10	0.5	2.0	0	0	0	0	1	0	1	0	0	0
2012	Chicago	9	0	13	7	6	0.0	0.0	0	0	0	0	0	0	0	0	1	0
NFL totals		22	0	23	7	16	0.5	2.0	0	0	0	0	1	0	1	0	1	0

SEASON / CAREER / PLAYOFF HIGHS

	2012	Career	Playoff
Tackles	5, vs. CAR (10/28)	Same	None
Solos	4, vs. CAR (10/28)	Same	None
Sacks	None	0.5, at IND (11/13/11)	None
Tackles For Loss	1, vs. HOU (11/11)	Same	None



47 CHRIS CONTE

Ht: 6-2**Age:** 24**Bears Season:** 3**Acquired:** 3rd round of the 2011 draft**Wt:** 203**College:** California**NFL Season:** 3

SAFETY

PRO CAREER: Started 24 of 29 games played in two seasons (2011-12) with the Bears recording 133 tackles, 3 INTs, 6 PBUs, 1 fumble recovery and 2 TFLs... Added 4 special teams stops... Made first career start vs. MIN (10/16/11)... Recorded first career INT in London vs. TB (10/23/11).

CAREER TRANSACTIONS: Drafted in the third round (93rd overall) of the 2011 NFL Draft (4/29/11)... Signed a 4-year contract with Chicago (7/29/11). **SIGNED through 2014**

2012 SEASON: Started all 15 contests in which he appeared, recording 86 tackles, 2 INTs, 5 PBUs, 1 TFL and first career fumble recovery... Added 1 special teams tackle... Started Games 1-15 at FS... Inactive Game 16 at DET (12/30) due to a hamstring injury. **GAMES PLAYED-STARTED: 15-15**

PREVIOUS SEASONS: 2011 - Started 9 of 14 games played, collecting 47 tackles (23 solo), 1 INT, 1 PBU and a TFL... Added 3 special teams tackles... Made first career start vs. MIN (10/16)... Recorded first career INT in London vs. TB (10/23)... Started Games 6-14) at FS... Injured ankle in Week 15 vs. SEA (12/18)... Missed last two contests after being placed on Injured Reserve (12/19) due to ankle injury.

COLLEGE CAREER: Played in 50 games at Cal (2007-10), making 17 starts (12 at safety, 5 at corner) for the Golden Bears... Made switch from corner to safety and started all 12 games at safety as a senior... Finished with 157 tackles (100 solo), 4 TFLs, 2 INTs and 11 PBUs... Added 1 forced fumble and 1 fumble recovery... Returned 3 kickoffs for 55 yards and blocked a punt that he returned for a touchdown... Earned first-team all-Pac 10 honors as a senior... Honorable mention freshman All-American (*The Sporting News*, Scout Media).

PERSONAL: Went to Loyola High School (Los Angeles, Calif.) where he was an all-Far West selection by SuperPrep... Posted 58 tackles with 4 INTs and caught 43 passes for 614 yards and 4 TDs as a senior... Helped team to CIF Division I title as a junior, collecting 38 tackles and 2 INTs.

CHRIS CONTE'S NFL STATISTICS

Year	Team	GP	GS	Tackles					Interceptions					Fumbles			Misc.	
				Tot	S	A	Sk	Yds	No	Yds	Lg	TD	PD	FF	FR	Yds	TFL	STT
2011	Chicago	14	9	47	23	24	0.0	0.0	1	0	0	0	1	0	0	0	1	3
2012	Chicago	15	15	86	56	30	0.0	0.0	2	70	35	0	5	0	1	0	1	1
NFL totals		29	24	133	79	54	0.0	0.0	3	70	35	0	6	0	1	0	2	4

SEASON / CAREER / PLAYOFF HIGHS

	2012	Career	Playoff
Tackles	12, at DAL (10/1)	Same.....	None
Solos	9, at DAL (10/1)	Same.....	None
Pass Defenses	3, at TEN (11/4)	Same.....	None
Interceptions	1, two times	1, three times	None

CHRIS CONTE'S GAME-BY-GAME DEFENSIVE STATS 14-10 Regular Season Starting Record (0-0 Postseason)

2011 CHICAGO BEARS

Date	W/L	Opp.	Tkls-S	Sk-YL	INT-Yds	PD	FF	FR	TFL
9/11	W	ATL	0-0	0-0	0-0	0	0	0	0
9/18	L	at NO	4-1	0-0	0-0	0	0	0	0
9/25	L	GB	0-0	0-0	0-0	0	0	0	0
10/2	W	CAR	0-0	0-0	0-0	0	0	0	0
10/10	L	at DET	0-0	0-0	0-0	0	0	0	0
10/16*	W	MIN	6-3	0-0	0-0	0	0	0	0
10/23*	W	at TB	5-1	0-0	1-0	1	0	0	0
11/7*	W	at PHI	5-4	0-0	0-0	0	0	0	0
11/13*	W	DET	4-2	0-0	0-0	0	0	0	0
11/20*	W	SD	4-3	0-0	0-0	0	0	0	0
11/27*	L	at OAK	5-2	0-0	0-0	0	0	0	0
12/4*	L	KC	5-3	0-0	0-0	0	0	0	0
12/11*	L	at DEN	6-2	0-0	0-0	0	0	0	0
12/18*	L	SEA	3-2	0-0	0-0	0	0	0	1
12/25	L	at GB	INJURED RESERVE						
1/1	W	at MIN	INJURED RESERVE						
Totals	5-4		47-23	0-0	1-0	1	0	0	1

2012 CHICAGO BEARS

Date	W/L	Opp.	Tkls-S	Sk-YL	INT-Yds	PD	FF	FR	TFL
9/9*	W	IND	9-3	0-0	1-35	1	0	0	0
9/13*	L	at GB	4-3	0-0	0-0	0	0	0	0
9/23*	W	STL	4-3	0-0	0-0	0	0	0	0
10/1*	W	at DAL	12-9	0-0	0-0	0	0	0	0
10/7*	W	at JAX	6-3	0-0	0-0	0	0	0	1
10/22*	W	DET	6-6	0-0	0-0	0	0	0	0
10/28*	W	CAR	11-5	0-0	0-0	0	0	0	0
11/4*	W	at TEN	1-0	0-0	0-0	3	0	1	0
11/11	L	HOU	3-3	0-0	0-0	0	0	0	0
11/19*	L	at SF	9-4	0-0	0-0	0	0	0	0
11/25*	W	MIN	6-4	0-0	1-35	1	0	0	0
12/2*	L	SEA	1-1	0-0	0-0	0	0	0	0
12/9*	L	at MIN	7-5	0-0	0-0	0	0	0	0
12/16*	L	GB	5-5	0-0	0-0	0	0	0	0
12/23*	W	at ARZ	2-2	0-0	0-0	0	0	0	0
12/30	W	at DET	INACTIVE						
Totals	9-6		88-56	0-0	2-70	5	1	0	1

*Denotes Game Started

COME-FROM-BEHIND WINS

(Regular season only)

	Never	Largest Deficit				
	Wins	trailed	1-3	4-7	8-10	11+
1980	7	5			1	14 pts. at DET
1981	6	3	1	2		
1982	3	2				11 pts. vs. DET
1983	8	4	1	3		
1984	10	4	4	2		
1985	15	9	1	1	2	12 pts. vs. TB; 14 pts. at TB
1986	14	7	3	2	2	
1987	11	5	1	3		14 pts. vs. KC; 20 pts. at TB
1988	12	7	3	2		
1989	6	4	1	1		
1990	11	5	3	3		
1991	11	2	3	5	1	
1992	5	4		1		
1993	7	5		1		11 pts. at KC
1994	9	4	2	3		
1995	9	5	1	3		
1996	7	2	2	2		14 pts vs. OAK
1997	4	2		1		15 pts at MIA

	Never	Largest Deficit				
	Wins	trailed	1-3	4-7	8-10	11+
1998	4	2		1		17 pts vs. DET
1999	6		4	1	1	
2000	5	3		1	1	
2001	13	7		3	1	19 pts. vs. SF; 14 pts. vs. CLE
2002	4	1		1	2	
2003	7	4		2		15 pts. vs. OAK
2004	5		2	2		14 pts. at NYG
2005	11	5	5	1		
2006	13	7	1	3	1	20 pts. at ARZ
2007	7	2	2	1	1	14 pts. vs. DEN
2008	9	4	2	1	1	11 pts. vs. GB
2009	7	3		3		13 pts. at SEA
2010	11	2	2	4		11 pts. vs. DET; 10 pts. vs. GB; 11 pts. vs. NYJ
2011	8	4	2	1	1	
2012	10	6	2	1		12 pts. vs. CAR



52 BLAKE COSTANZO

Ht: 6-1

Age: 29

Bears Season: 2

Acquired: Unrestricted free agent in 2012 (SF)

Wt: 235

College: Lafayette

NFL Season: 7

LINEBACKER

PRO CAREER: Entering second season in Chicago and sixth overall in the NFL, playing in 75 career games with the Buffalo Bills (2007-08), Cleveland Browns (2009-10), San Francisco 49ers (2011) and Bears (2012), gathering 82 special teams stops, four forced fumbles and four fumble recoveries to go along with 8 defensive tackles... Made first career start at strongside linebacker on 12/16/12 vs. Green Bay as a member of the Bears... Selected to *SI.com's* All-Pro team as a special teamer in 2009... In two career postseason games, registered 4 special teams tackles, a forced fumble and fumble recovery.

HONORS AND AWARDS: 2009 - *SI.com* All-Pro Team.

CAREER TRANSACTIONS: Entered NFL as an undrafted free agent with New York Jets (5/12/06)... Waived by the Jets (9/2/06)... Signed by the New York Jets and allocated to NFL Europe (2/12/07)... Waived by the Jets (9/1/07)... Signed to Buffalo's practice squad (10/24/07)... Signed by the Bills to the active roster (12/14/07)... Waived by Buffalo (6/11/09)... Claimed by Cleveland via waivers (6/16/09)... Signed 1-year contract with the Browns (3/17/10)... Signed 1-year contract with San Francisco (8/3/11)... Signed 2-year contract with Chicago (3/14/12). **SIGNED through 2013**

2012 SEASON: Played in 14 contests for Chicago with 1 start at SLB... Finished tied for second on team with 11 special teams stops... Part of punt coverage unit that ranked first in the NFL allowing 3.4 yards per return and kickoff coverage unit that ranked fourth in the league at 20.7 yards per return... Made first career start on 12/16 vs. GB at strongside linebacker... Inactive Games 15-16 with a calf injury. **GAMES PLAYED-STARTED: 14-1**

PREVIOUS SEASONS: 2011 - Played in all 16 contests for San Francisco... Finished second on team with 17 special teams stops... Saw action in both 49ers playoff contests and paced team with 4 special teams stops with 1 FF and 1 FR. **2010** - Appeared in 10 contests with Cleveland recording 7 special teams tackles... Part of kickoff coverage unit that ranked first in NFL allowing league-low 17.8 ypr... Also part of punt coverage unit that ranked fifth in NFL allowing 7.1 ypr... Placed on injured reserve with a groin injury. **2009** - Saw action in all 16 contests for Cleveland, collecting team-high 14 special teams stops, 3 fumble recoveries and 1 forced fumble... Named to *SI.com* All-Pro Team as a special teamer... Tied for first in the AFC and 3rd in the NFL with 3 opponent FRs... Part of Browns coverage unit that topped NFL allowing just 18.9 yards per kickoff return. **2008** - Appeared in all 16 games for Buffalo and led the Bills with 26 special teams tackles. **2007** - Played in final three contests of season for Buffalo after spending 7 weeks on the Bills practice squad... Posted 7 special teams stops... Made NFL debut at CLE (12/16).

COLLEGE: A three-year starter at Lafayette College, finished his career with 307 tackles, 18 sacks, 3 INTs, 12 PDs, 4 FFs and 3 FRs... Notched 86 tackles and 6.5 sacks as a senior... Graduated with a degree in sociology.

PERSONAL: Three-year letterwinner at Ramapo (NJ) High School, playing LB and TE... Won two state championships... Named all-state first team and all-Bergen County first team as a senior.

REGULAR SEASON

		Tackles							Interceptions					Fumbles			Misc.	
Year	Team	GP	GS	Tot	S	A	Sk	Yds	No	Yds	Lg	TD	PD	FF	FR	Yds	TFL	STT
2007	Buffalo	3	0	0	0	0	0	0.0	0	0	0	0	0	0	0	0	n/a	7
2008	Buffalo	16	0	0	0	0	0	0.0	0	0	0	0	0	2	0	0	n/a	26
2009	Cleveland	16	0	0	0	0	0	0.0	0	0	0	0	0	2	3	0	n/a	14
2010	Cleveland	10	0	0	0	0	0	0.0	0	0	0	0	0	0	1	0	n/a	7
2011	San Francisco	16	0	0	0	0	0	0.0	0	0	0	0	0	0	0	0	n/a	17
2012	Chicago	14	1	8	5	3	0	0.0	0	0	0	0	0	0	0	0	1	11
NFL totals		75	1	8	5	3	0.0	0.0	0	0	0	0	0	4	4	0	1	82

POSTSEASON

Year	Team	Tackles							Interceptions					Fumbles			Misc.	
		GP	GS	Tot	S	A	Sk	Yds	No	Yds	Lg	TD	PD	FF	FR	Yds	TFL	STT
2011	San Francisco	2	0	0	0	0	0.0	0.0	0	0	0	0	0	1	1	0	n/a	4

(Regular season only)

Never							Largest Lead						
Losses		led	1-3	4-7	8-10	11+	Losses		led	1-3	4-7	8-10	11+
1980	9	4	3	1	1		1997	12	4	2	4	1	14 at DET
1981	10	6	3	1			1998	12	3	1	5	1	11 vs. MIN; 15 at TB
1982	6	4				17 at TB							
1983	8	6			2		1999	10	5	2	1	1	13 vs. SEA
1984	6		2	3	1		2000	11	8			3	
1985	1	1					2001	3	1	1	1		
1986	2	1			1		2002	12	6			3	20 vs. NO; 21 vs. NE;
1987	4	2				14 vs. NO; 14 at DEN							11 at GB
1988	4	3	1				2003	9	5	1	1		11 vs. STL; 14 at GB
1989	10	5	3	1	1								
1990	5	2	1	1	1		2004	11	8			3	
1991	5	3		1	1		2005	5	2	2	1		
1992	11	6	1	2		14 vs. CIN; 20 at MIN	2006	3	2	1			
							2007	9	2	2	2	3	
1993	9	4	2	2	1		2008	7	1	1	3	1	14 at CAR
1994	7	4	2		1		2009	9	5	3	1		
1995	7	3			4		2010	5	2	1	2		
1996	9	2	2	4	1		2011	8	2	3	3		
							2012	6	4			2	



6 JAY CUTLER

Ht: 6-3 **Wt:** 220
Age: 30 **College:** Vanderbilt
Bears Season: 5 **NFL Season:** 8
Acquired: Trade with DEN in 2009

QUARTERBACK

CUTLER

PRO CAREER: Enters fifth season in Chicago as franchise leader in career passer rating (81.9), completions (1,034) and passing yards per game (219.5), ranking second in completion percentage (59.6), passing yards (12,292) and passing touchdowns (82) and third in attempts (1,735) in 56 games played as a member of the Bears... For his NFL career, has started all 93 games played in seven seasons with Denver (2006-08) and Chicago (2009-12), completing 1,796 of 2,955 pass attempts (60.8 percent) for 21,316 yards, 136 touchdowns and 100 interceptions for a QB rating of 84.0... Has added 1,116 rushing yards and six touchdowns on 262 career carries (4.3 ypc)... First quarterback in Bears franchise history to post three 3,000-yard passing seasons (2009, 2010 and 2012)... Posted a 25-1 record as a starter when accumulating a QB rating over 100.0 in the regular season (1-0 in playoffs)... Thrown for 300+ yards 17 times during his career, including 7 as a member of the Bears, tied for second most in franchise history... Became the first quarterback in Bears franchise history to post back-to-back seasons with 20+ TD passes (2009-10)... Became the fastest Bears QB to throw for 3,000 yards, doing so in just 13 games to start 2009 season... Holds Chicago franchise records for single-season attempts (555) and completions (336) in 2009... One of four players in NFL history to reach the 4,500-yard passing mark in one of his first three seasons: Dan Marino (1984), Drew Bledsoe (1994) and Matthew Stafford (2011)... Finished his career in Denver second in franchise history in completions and completion percentage, fifth in passing yards, sixth in attempts... Became the fastest player in Denver history to throw 50 TDs (33 games)... Became the first rookie in NFL history to throw multiple TD passes in each of his first four games... In 2 postseason starts, completed 21-of-42 passes for 354 yards with 2 TDs and 1 INT... Joined Otto Graham as the only players in NFL history to post 2 rushing TDs and 2 passing TDs in a playoff game vs. SEA (1/16/11).

HONORS AND AWARDS: **2010** - NFC Offensive Player of the Week vs. PHI (11/28). **2009** - NFC Offensive Player of the Week vs. MIN (12/28). **2008** - Pro Bowl; AFC Offensive Player of the Month (9/08); AFC Offensive Player of the Week at CLE (11/6); FedEx Air NFL Player of the Week at CLE (11/6), at NYJ (11/30) and vs. KC (12/7).

CAREER TRANSACTIONS: Drafted by Denver in the first round (11th overall) of the 2006 NFL Draft... Signed by the Broncos (7/27/06)... Traded to Chicago (4/2/09)... Signed 2-year contract extension with the Bears (10/20/09). **SIGNED through 2013**

2012 SEASON: Team captain... Completed 255 of 434 passing attempts (58.8 percent) for 3,033 yards, 19 touchdowns and 14 interceptions for an 81.3 passer rating... 3,033 passing yards were seventh most in single-season franchise history, 255 completions were eighth and 19 touchdown passes were 10th... Added career-high 233 yards rushing on 41 attempts (5.7 ypc)... Started all 15 games played... Missed Game 10 at SF (11/19) due to a concussion. **GAMES PLAYED-STARTED: 15-15**

PREVIOUS SEASONS: **2011** - Team captain... Finished with a QB rating of 85.7, completing 182-of-314 passes for 2,319 yards in 10 starts... Tossed 13 TDs and 7 INTs... Carried the ball 18 times for 55 yards (3.1 avg) and 1 TD... Had two 300-yard passing games (312 - Week 1 vs. ATL and 302 - Week 3 vs. GB). **2010** - Team captain... Finished with a QB rating of 86.3, completing 261-of-432 passes for 3,274 yards in 15 starts... Tossed 23 TDs and 16 INTs... Carried the ball 50 times for 232 yards (4.6 avg) and 1 TD... Finished seventh in the NFL in yards per attempt (7.58)... Posted a career-high 146.2 QB rating vs. PHI (11/28), throwing a career-high 4 TD passes... Completed 21-of-42 passes for 354 yards, 2 TDs and 1 INT in 2 postseason games, including a QB rating of 111.3 in NFC Divisional Playoff vs. SEA (1/16). **2009** - Set franchise mark for single-season completions (336) and attempts (555), while throwing for 3,666 yards - the second highest mark in franchise history... Threw a career-high 27 TDs, third-most in Bears single-season annals... Became the fifth QB in Bears history to start all 16 games in a season... Finished with a passer rating over 100.0 on five occasions... Ran for 176 yards on 43 carries (4.3

ypc), the sixth most yards of any QB. **2008** - Broncos team captain, starting all 16 games, completing 384 of 616 attempts for 4,526 yards, including 8 games of 300+ yards... Completions and passing yards both rank second in Broncos single-season history... Ranked third in the league and led the AFC in passing yards... Became the third player in League annals to throw for more than 4,500 yards and rush for more than 200 yards in a single season (Daunte Culpepper, 2004; Warren Moon, 1990)... Threw his 50th career touchdown pass in his 33rd game, becoming the fastest player in Denver history to reach that mark. **2007** - In his first full season as a starting quarterback for Denver, completed 297-of-467 (63.6 percent) passes for 3,497 yards, 20 touchdowns and 14 interceptions for an 88.1 passer rating in 16 starts... Rushed for 205 yards on 44 carries (4.7 avg.) and 1 TD to rank fourth in the league in rushing among quarterbacks... Posted five games with a completion percentage of at least 70 percent. **2006** - Started the final five games of his rookie season after being named Denver's starter on Nov. 27... Completed 81-of-137 (59.1%) passes for 1,001 yards with nine TDs and five INTs... Became the first rookie in NFL history (second player overall) to throw multiple touchdown passes in each of his first four games played... Also became just the second rookie in league history (fifth player overall) to throw at least two touchdown passes in each of his first four starts... Posted the second-highest TD percentage (6.6) and third-highest TD-to-INT ratio (1.8) among NFL rookies since 1970 (with at least 125 passing attempts) and set Denver rookie records for passer rating (88.5) and completion percentage (59.1).

COLLEGE: Three-year captain started all 45 career games played at Vanderbilt University (2002-05) where he completed 710-of-1,242 passes for 8,697 yards with 59 touchdowns and 34 interceptions... Rushed for 1,256 yards on 453 career rushes with 17 touchdowns... Set school career records for total offense (9,953 yards), touchdown passes (59), passing yards (8,697), pass completions (710), pass attempts (1,242) and combined touchdowns (76)... Ranked ninth in the nation in total offense (298.9 yards per game) as a senior while completing 273-of-462 passes for 3,073 yards, 21 touchdowns and nine interceptions as he became the first Commodore to be named Southeastern Conference Offensive Player of the Year (coaches and media) since 1967... Named a finalist for the Johnny Unitas Golden Arm Award (nation's top senior quarterback) as well as a first-team all-SEC pick by the league's coaches after leading the conference with a school-record 3,288 yards of total offense... Became the first quarterback in school history to record four consecutive 300-yard passing performances as a senior with a stretch that included Vanderbilt's first win against Tennessee since 1982 in its season finale in Knoxville, Tenn... Started 11 games for the Commodores as a redshirt freshman, earning third-team freshman All-America honors from *The Sporting News* and first-team freshman all-SEC accolades from the league's coaches and the *Associated Press*.

PERSONAL: Started at quarterback and safety for three years at Heritage Hills High School in Lincoln City, Ind.... Received first-team all-state honors (*Associated Press*) as a senior, leading the school to a 15-0 record and its first state title by hauling in a game-winning 12-yard touchdown pass off a lateral to win the championship... Connected on 122-of-202 passes for 2,252 yards with 31 touchdowns while rushing 65 times for 493 yards with 11 touchdowns during his senior campaign... Also was a first-team all-state selection in basketball and garnered honorable mention all-state accolades as a shortstop... Completed his bachelor's degree in human and organizational development from Vanderbilt in December 2005... Grew up in a subdivision called Christmas Village in the Southern Indiana town of Santa Claus... Diagnosed with Type I diabetes in mid-April 2008... Started the Jay Cutler Foundation which is dedicated to improving the quality of life for underprivileged children and those suffering from diabetes... Cutler and his wife, Kristin Cavallari, have a son, Camden... Father, Jack, worked for the Indiana state police and his mother, Sandy, was a part-time teacher.

QBs to Throw a TD on First Postseason Pass Attempt

Since 1991

Date	QB, Team	Opponent	Result
1/6/1996	Alex Van Pelt, Buffalo Bill (2 yards).....	vs. Pittsburgh Steelers.....	L, 40-21
1/16/2000	Kurt Warner, St. Louis Rams (77 yards).....	vs. Minnesota Vikings.....	W, 49-37
1/4/2003	Chad Pennington, New York Jets (56 yards).....	vs. Indianapolis Colts.....	W, 41-0
1/16/2011	Jay Cutler, Chicago Bears (58 yards).....	vs. Seattle Seahawks.....	W, 35-24

Information provided by STATS



JAY CUTLER'S NFL STATISTICS

REGULAR SEASON

Year	Team	GP-GS	Att	Cmp	Pct	Yds	Yds/Att	TD	Int	Lg	Sk-Yds	Rating
2006	Denver	5-5	137	81	59.1	1,001	7.3	9	5	71t	13 - 85	88.5
2007	Denver	16-16	467	297	63.6	3,497	7.5	20	14	68t	27 - 153	88.1
2008	Denver	16-16	616	384	62.3	4,526	7.3	25	18	93t	11 - 69	86.0
2009	Chicago	16-16	555	336	60.5	3,666	6.6	27	26	71	35 - 204	76.8
2010	Chicago	15-15	432	261	60.4	3,274	7.6	23	16	89t	52 - 352	86.3
2011	Chicago	10-10	314	182	58.0	2,319	7.4	13	7	56t	23 - 159	85.7
2012	Chicago	15-15	434	255	58.8	3,033	7.0	19	14	60t	38 - 250	81.3
NFL totals		93-93	2,955	1,796	60.8	21,316	7.2	136	100	93t	199 - 1,272	84.0
<i>Bears totals</i>		<i>56-56</i>	<i>1,735</i>	<i>1,034</i>	<i>59.6</i>	<i>12,292</i>	<i>7.1</i>	<i>82</i>	<i>63</i>	<i>89</i>	<i>148 - 965</i>	<i>81.9</i>

Record as Starter: 51-42 (.548) - 2006 (2-3), 2007 (7-9), 2008 (8-8), 2009 (7-9), 2010 (10-5), 2011 (7-3); 2012 (10-5).

ADDITIONAL STATS: Fumbles-Lost -- (58-22): 2006 (8-2), 2007 (11-4), 2008 (5-2), 2009 (9-1), 2010 (10-6), 2011 (7-3), 2012 (8-4).

Year	Team	Rush	Yds	Avg	Lg	TD
2006	Denver	12	18	1.5	9	0
2007	Denver	44	205	4.7	31	1
2008	Denver	57	200	3.5	18	2
2009	Chicago	40	173	4.3	30	1
2010	Chicago	50	232	4.6	25	1
2011	Chicago	18	55	3.1	12	1
2012	Chicago	41	233	5.7	24	0
NFL totals		262	1,116	4.3	31	6
<i>Bears totals</i>		<i>149</i>	<i>693</i>	<i>4.7</i>	<i>30</i>	<i>3</i>

POSTSEASON

Year	Team	GP-GS	Att	Cmp	Pct	Yds	Yds/Att	TD	Int	Lg	Sk-Yds	Rating
2010	Chicago	2-2	42	21	50.0	354	8.4	2	1	58t	5 - 28	84.8

SEASON / CAREER / PLAYOFF HIGHS

	2012	Career	Playoff
Attempts	44, at MIN (12/9).....	52, at SF (11/12/09).....	28, vs. SEA (1/16/11)
Completions	23, two times.....	36, vs. SD (9/14/08).....	15, vs. SEA (1/16/11)
Passing Yards	333, vs. IND (9/9).....	447, at CLE (11/6/08).....	274, vs. SEA (1/16/11)
TD Passes	3, at TEN (11/4).....	4, five times.....	2, vs. SEA (1/16/11)
Interceptions	4, at GB (9/13).....	5, at SF (11/12/09).....	1, vs. GB (1/16/11)
Longest Completion	60t, vs. DET (12/30).....	93t, at CLE (11/6/08).....	58t, vs. SEA (1/16/11)

JAY CUTLER GAME-BY-GAME PASSING 51-42 Regular Season Starting Record (1-1 Postseason Record)

2006 DENVER BRONCOS

Date	W/L	Opp.	Att	Cmp	Yds	Pct.	TD	INT	Lg	Sk/Lst	Rtg
<i>Did not play in Games 1-11</i>											
12/3*	L	SEA	21	10	143	47.6	2	2	71t	3/22	62.3
12/10*	L	at SD	30	17	188	56.7	2	0	28t	4/22	97.6
12/17*	W	at ARZ	31	21	261	67.7	2	1	54t	1/5	101.7
12/24*	W	CIN	23	12	179	52.2	2	1	39t	3/19	88.9
12/31*	L	SF	32	21	230	65.6	1	1	29	2/17	84.1
Totals	2-3		137	81	1,001	59.1	9	5	71t	13/85	88.5

2007 DENVER BRONCOS

Date	W/L	Opp.	Att	Cmp	Yds	Pct.	TD	INT	Lg	Sk/Lst	Rtg
9/9*	W	at BUF	39	23	304	59.0	1	1	34	1/5	81.6
9/16*	W	OAK	33	23	269	69.7	1	2	24	2/9	79.0
9/23*	L	JAX	23	16	222	69.6	1	1	49	1/4	96.6
9/30*	L	at IND	21	13	131	61.9	1	1	24	1/0	75.7
10/7*	L	SD	36	23	232	63.9	0	1	26	1/8	70.6
10/21*	W	PIT	29	22	248	75.9	3	2	26	2/14	106.7
10/29*	L	GB	34	21	264	61.8	1	0	35	2/17	95.7
11/4*	L	at DET	4	3	20	75.0	0	0	9	2/13	85.4
11/11*	W	at KC	29	17	192	58.6	1	1	38	1/6	75.6
11/19*	W	TEN	21	16	200	76.2	2	0	48t	1/7	137.0
11/25*	L	at CHI	31	17	302	54.8	2	1	68t	2/10	96.4
12/2*	L	at OAK	32	16	214	50.0	0	2	58	1/8	45.6

12/9*	W	KC	27	20	244	74.1	4	0	28	0/0	141.0
12/13*	L	at HOU	39	27	254	69.2	1	0	30	5/18	95.5
12/24*	L	at SD	32	14	155	43.8	0	2	27	4/22	32.7
12/30*	W	MIN	37	26	246	70.3	2	0	27	1/12	106.4
Totals	7-9		467	297	3,497	63.6	20	14	68t	27/153	88.1

2008 DENVER BRONCOS

Date	W/L	Opp.	Att	Cmp	Yds	Pct.	TD	INT	Lg	Sk/Lst	Rtg
9/8*	W	at OAK	24	16	300	66.7	2	0	72	0/0	137.5
9/14*	W	SD	50	36	350	72.0	4	1	34	1/9	109.6
9/21*	W	NO	34	21	264	61.8	2	1	35t	0/0	93.3
9/28*	L	at KC	49	29	361	59.2	1	2	40	1/9	71.9
10/5*	W	TB	34	23	227	67.6	1	0	33	0/0	96.1
10/12*	L	JAX	37	21	192	56.8	2	1	21	0/0	77.8
10/20*	L	at NE	26	17	168	65.4	1	2	20	2/13	64.3
11/2*	L	MIA	46	24	307	52.2	2	3	47	1/2	60.7
11/6*	W	at CLE	42	24	447	57.1	3	1	93t	1/6	107.9
11/16*	W	at ATL	27	19	216	70.4	1	0	47	1/8	106.4
11/23*	L	OAK	37	16	204	43.2	0	1	32	0/0	49.8
11/30*	W	at NYJ	43	27	357	62.8	2	1	59t	0/0	94.8
12/7*	W	KC	40	32	286	80.0	2	1	25	0/0	102.7
12/14*	L	at CAR	33	21	172	63.6	1	1	19	3/14	74.3
12/21*	L	BUF	45	25	359	55.6	0	1	36	1/8	72.4
12/28*	L	at SD	49	33	316	67.3	1	2	25t	0/0	74.9
Totals	8-8		616	384	4,526	62.3	25	18	93t	11/69	86.0

2009 CHICAGO BEARS

Date	W/L	Opp.	Att	Cmp	Yds	Pct.	TD	INT	Lg	Sk/Lst	Rtg
9/13*	L	at GB	36	17	277	47.2	1	4	68	2/11	43.2
9/20*	W	PIT	38	27	236	71.1	2	0	29	2/5	104.7
9/27*	W	at SEA	27	21	247	77.8	3	1	36t	2/14	126.4
10/4*	W	DET	28	18	141	64.3	2	0	25	2/16	100.4
10/18*	L	at ATL	43	27	300	62.8	2	2	41	2/10	79.6
10/25*	L	at CIN	37	26	251	70.3	1	3	26	1/10	64.1
11/1*	W	CLE	30	17	225	56.7	0	1	33	4/26	66.7
11/8*	L	ARZ	47	29	369	61.7	3	1	24	4/22	98.6
11/12*	L	at SF	52	29	307	55.8	0	5	37	0/0	33/6
11/22*	L	PHI	43	24	171	55.8	1	1	23	1/13	63.2
11/29*	L	at MIN	23	18	147	78.3	1	2	24t	4/21	71.6
12/6*	W	STL	17	8	143	47.1	1	0	71	2/15	96.0
12/13*	L	GB	36	23	209	63.9	2	2	28	3/14	74.9
12/20*	L	at BAL	27	10	94	37.0	0	3	30	2/4	7.9
12/28*	W	MIN	35	20	273	57.1	4	1	39t	2/15	108.4
1/3*	W	at DET	36	22	276	61.1	4	0	48	2/8	122.0
Totals	7-9		555	336	3,666	60.5	27	26	71	35/204	76.8

2010 CHICAGO BEARS

Date	W/L	Opp.	Att	Cmp	Yds	Pct.	TD	INT	Lg	Sk/Lst	Rtg
9/12*	W	DET	35	23	372	65.7	2	1	89t	4/10	108.3
9/19*	W	at DAL	29	21	277	72.4	3	0	59	1/7	136.7
9/27*	W	GB	27	16	221	59.3	1	1	35	3/22	82.5
10/3*	L	at NYG	11	8	42	72.7	0	1	9	9/55	40.7
10/10	W	at CAR				INACTIVE					
10/17*	L	SEA	39	17	290	43.6	0	0	67	6/44	69.4
10/24*	L	WAS	40	26	281	65.0	1	4	48	4/25	54.3
11/7*	W	at BUF	30	17	188	56.7	2	0	26	1/10	97.6
11/14*	W	MIN	35	22	237	62.9	3	2	29	2/7	87.4
11/18*	W	at MIA	25	16	156	64.0	0	1	16	3/23	64.8
11/28*	W	PHI	21	14	247	66.7	4	0	39	4/29	146.2
12/5*	W	at DET	26	21	234	80.8	1	0	33	4/37	117.0
12/12*	L	NE	26	12	152	46.2	0	2	33	2/14	32.9
12/20*	W	at MIN	24	14	194	58.3	3	1	67	1/5	106.6
12/26*	W	NYJ	25	13	215	52.0	3	1	40t	2/13	104.2
1/2*	L	at GB	39	21	168	53.8	0	2	27	6/51	43.5
Totals	10-5		432	261	3,274	60.4	23	16	89t	52/352	86.3

POSTSEASON

1/16*	W	SEA	28	15	274	53.6	2	0	58t	3/13	111.3
1/23*	L	GB	14	6	80	42.9	0	1	24	2/15	31.8
Totals	1-1		42	21	354	50.0	2	1	58t	5/28	84.8



CHICAGO BEARS PLAYERS

2011 CHICAGO BEARS

Date	W/L	Opp.	Att	Cmp	Yds	Pct.	TD	INT	Lg	Sk/Lst	Rtg
9/11*	W	ATL	32	22	312	68.8	2	1	56t	5/23	107.8
9/18*	L	at NO	45	19	244	42.2	1	0	30	6/58	67.3
9/25*	L	GB	37	21	302	56.8	2	2	40	3/24	78.9
10/2*	W	CAR	17	9	102	52.9	0	1	22	1/9	46.7
10/10*	L	at DET	38	28	249	73.7	1	0	28	3/12	99.6
10/16*	W	MIN	31	21	267	67.7	2	0	48t	1/9	115.9
10/23*	W	at TB	32	17	226	53.1	1	2	36	2/8	60.2
11/7*	W	at PHI	32	18	208	56.3	2	0	28	0/0	96.9
11/13*	W	DET	19	9	123	47.4	0	0	30	2/16	68.5
11/20*	W	SD	31	18	286	58.1	2	1	42	0/0	97.0
<i>Did not play in Games 11-16 due to injury.</i>											
Totals	7-3		314	182	2,319	58.0	13	7	56t	23/159	85.7

2012 CHICAGO BEARS

Date	W/L	Opp.	Att	Cmp	Yds	Pct.	TD	INT	Lg	Sk/Lst	Rtg
9/9*	W	IND	35	21	333	60.0	2	1	42t	2/19	98.9
9/13*	L	at GB	27	11	126	40.7	1	4	22	7/52	28.2
9/23*	W	STL	31	17	183	54.8	0	1	34	2/12	58.9
10/7*	W	at DAL	24	18	275	75.0	2	0	34t	2/8	140.1
10/7*	W	at JAX	39	23	292	59.0	2	1	39	1/5	88.8
10/22*	W	DET	31	16	150	51.6	1	0	23	5/25	76.0
10/28*	W	CAR	28	19	186	67.9	1	1	24	6/55	83.3
11/4*	W	at TEN	26	19	229	73.1	3	0	47	3/24	138.1
11/11*	L	HOU	14	7	40	50.0	0	2	14	0/0	16.7
11/19	L	at SF				INACTIVE					
11/25*	W	MIN	31	23	188	74.2	1	1	20	1/5	86.5
12/2*	L	SEA	26	17	233	65.4	2	0	56	0/0	119.6
12/9*	L	at MIN	44	22	260	50.0	1	2	39	2/4	57.0
12/16*	L	GB	21	12	135	57.1	1	1	18	4/28	72.5
12/23*	W	at ARZ	26	12	146	46.2	1	0	35	1/1	76.8
12/30*	W	at DET	31	18	257	58.1	1	0	60t	2/12	95.8
Totals	10-5		434	255	3033	58.8	19	14	60t	38/250	81.3

*Denotes Game Started

NFL WALTER PAYTON "MAN OF THE YEAR"

The NFL Walter Payton "Man of the Year" award is the only League award that recognizes a player's off-the-field community service as well as his playing excellence. This prestigious NFL award has been in existence since 1970 and honors players who demonstrate outstanding balance in their lives between civic and professional responsibilities. In 1999, the league renamed the NFL Man of the Year award after Walter Payton as a tribute to his greatness both on and off the field. Since the program's inception in 1970, four Bears have earned the title of NFL "Man of the Year" - which is the most of any team in the NFL.

Past NFL Walter Payton "Man of the Year" winners have included:

1977 - Walter Payton, Running Back
 1987 - Dave Duerson, Safety
 1990 - Mike Singletary, Linebacker
 2000 - Jim Flanigan, Defensive Tackle (co-winner)

Previous Bears Nominees (since 2000):

2012 - Charles Tillman	2007 - Charles Tillman	2002 - Phillip Daniels
2011 - Charles Tillman	2006 - Roberto Garza	2001 - Marcus Robinson
2010 - Israel Idonije	2005 - Bobby Wade	2000 - James Flanigan
2009 - Israel Idonije	2004 - John Tait	
2008 - Charles Tillman	2003 - Phillip Daniels	



91

SEDRICK
ELLIS

Ht: 6-1

Wt: 307

Age: 27

College: USC

Bears Season: 1

NFL Season: 6

Acquired: Unrestricted free agent in 2013 (NO)

DEFENSIVE TACKLE

PRO CAREER: Started all 70 games played in first five NFL seasons (2008-12) with New Orleans before signing with Chicago in 2013 offseason... Recorded 174 tackles (99 solo), 12.5 sacks, 13 pass break ups, 2 forced fumbles and a fumble recovery with New Orleans... Has started at least 15 contests in each of the last three seasons, including all 16 contests in two of those years (2010 and 2012)... Started all six postseason contests for the Saints, collecting 16 tackles and 1 sack... Was the starting defensive tackle on New Orleans' Super Bowl XLIV Championship team.

HONORS AND AWARDS: 2008 - PFW/PFWA All-Rookie team.

CAREER TRANSACTIONS: Entered NFL as a first-round selection (7th overall) by New Orleans in the 2008 NFL Draft... Signed 5-year contract with the Saints (7/30/08)... Signed 1-year contract with Chicago (7/12/13). **SIGNED through 2013**

2012 SEASON: Started all 16 games for the Saints at DT for the second time in his career, recording 36 tackles (13 solo) and one pass break up... Added 2.5 stuffs, according to STATS... Recorded career-high 7 tackles in season opener vs. WAS (9/9). **GAMES PLAYED-STARTED: 16-16**

PREVIOUS SEASONS: 2011 - Made 15 starts at DT for New Orleans, gathering 29 tackles (9 solo), a 0.5 sack and 4 PBUs... Inactive Week 14 at TEN (12/11) due to hamstring injury... Started both postseason contests at DT, recording 3 tackles (2 solo). **2010** - Posted career-high's in sacks (6), tackles (44), solo stops (30) and forced fumbles (2) while starting all 16 contests at DT for the Saints... Added 2 PBUs and 2.5 stuffs... Had a sack in 6 different contests... Started lone New Orleans postseason contest, registering 3 defensive stops. **2009** - Started all 10 contests he appeared in for the Saints, recording 34 tackles (26 solo), 2 sacks, 1 FR and 2 PBUs... Missed 6 contests due to a knee injury (Weeks 8-11, 15 and 17)... Started all 3 postseason contests during Super Bowl XLIV Championship run, finishing with 10 tackles and team's lone playoff sack... Added 1 stuff in both the regular season and postseason... Had 3 tackles and 1 TFL in Super Bowl XLIV. **2008** - Named to PFW/PFWA All-Rookie team after starting 13 contests, racking up 31 tackles (21 solo), 4 sacks and 4 PBUs... Missed Games 5-7 after undergoing knee surgery... Added 2.5 stuffs... Made NFL debut vs. TB (9/7) and recorded first career NFL sack vs. SF (9/28).

COLLEGE: Three-year starter at DT for USC, finishing with 144 tackles (74 solo), 17.5 sacks, 13 pass defenses, 1 blocked kick, 2 forced fumbles and 4 fumble recoveries... Started 26 of 48 games in his career... Unanimous first-team All-American selection and recipient of the Pat Tillman Pac-10 Defensive Player of the Year award as a senior, posting 58 tackles (29 solo), 8.5 sacks and 2 fumble recoveries... Considered USC's strongest player as senior, benching over 500 pounds... Junior All Pac-10 choice... As a sophomore started all 13 games at NG... Majored in sociology.

PERSONAL: Attended Chino (Calif.) HS, where he earned All-State and Prep All-American honors as a senior offensive and defensive lineman - and fullback in goal-line situations... Also competed on track team... Participated in PETA's "Be Your Dog's Biggest Defender" campaign... Has appeared on SPEED Channel's "Chop, Cut and Rebuild"



SEDRIK ELLIS' NFL STATISTICS

REGULAR SEASON

Year	Team	GP	GS	Tackles					Interceptions					Fumbles			Misc.	
				Tot	S	A	Sk	Yds	No	Yds	Lg	TD	PD	FF	FR	Yds	TFL	STT
2008	New Orleans	13	13	31	21	10	4	16	0	0	-	0	4	0	0	0	n/a	0
2009	New Orleans	10	10	34	26	8	2	5	0	0	-	0	2	0	1	0	n/a	0
2010	New Orleans	16	16	44	30	14	6	48	0	0	-	0	2	2	0	0	n/a	0
2011	New Orleans	15	15	29	9	20	0.5	2.5	0	0	-	0	4	0	0	0	n/a	0
2012	New Orleans	16	16	36	13	23	0	0	0	0	-	0	1	0	0	0	n/a	0
NFL Totals		70	70	174	99	75	12.5	71.5	0	0	-	0	13	2	1	0	n/a	0

POSTSEASON

Year	Team	GP	GS	Tackles					Interceptions					Fumbles			Misc.	
				Tot	S	A	Sk	Yds	No	Yds	Lg	TD	PD	FF	FR	Yds	TFL	STT
2009	New Orleans	3	3	10	6	4	1	8	0	0	-	0	0	0	0	0	n/a	0
2010	New Orleans	1	1	3	1	2	0	0	0	0	-	0	0	0	0	0	n/a	0
2011	New Orleans	2	2	3	2	1	0	0	0	0	-	0	0	0	0	0	n/a	0
Postseason		6	6	16	9	7	1	8	0	0	-	0	0	0	0	0	n/a	0

SEASON / CAREER / PLAYOFF HIGHS

	2012	Career	Playoff
Tackles.....	7, vs. WAS (9/9).....	Same.....	6, vs. MIN (1/24/10)
Solos.....	2, five times.....	6, at WAS (12/6/09).....	3 Super Bowl XLIV (2/7/10)
Sacks.....	None.....	1, 12 times.....	1 vs. ARZ (1/16/10)

SEDRIK ELLIS' GAME-BY-GAME DEFENSIVE STATS 46-24 Regular Season Starting Record (4-2 Postseason)

2008 NEW ORLEANS SAINTS

Date	W/L	Opp.	Tkls-S	Sk-YL	INT-Yds	PD	FF	FR	TFL
9/7*	W	TB	2-1	0-0	0-0	0	0	0	n/a
9/14*	L	at WAS	4-3	0-0	0-0	0	0	0	n/a
9/21*	L	at DEN	2-1	0-0	0-0	0	0	0	n/a
9/28*	W	SF	1-1	1-5	0-0	0	0	0	n/a
<i>Inactive Weeks 5-7 due to injury</i>									
10/26*	W	SD	1-1	0-0	0-0	0	0	0	n/a
11/9*	L	at ATL	5-3	0-0	0-0	0	0	0	n/a
11/16*	W	at KC	1-1	0-0	0-0	0	0	0	n/a
11/24*	W	GB	3-2	1-8	0-0	1	0	0	n/a
11/30*	L	at TB	3-2	0-0	0-0	1	0	0	n/a
12/7*	W	ATL	1-1	0-0	0-0	0	0	0	n/a
12/11*	L	at CHI	2-2	1-1	0-0	1	0	0	n/a
12/21*	W	at DET	3-2	1-2	0-0	1	0	0	n/a
12/28*	L	CAR	3-1	0-0	0-0	0	0	0	n/a
Totals	7-6	31-21	4-16	0-0	4	0	0	0	n/a

2009 NEW ORLEANS SAINTS

Date	W/L	Opp.	Tkls-S	Sk-YL	INT-Yds	PD	FF	FR	TFL
9/13*	W	DET	1-1	0-0	0-0	1	0	0	n/a
9/20*	W	at PHI	4-4	0-0	0-0	0	0	0	n/a
9/27*	W	at BUF	5-2	1-5	0-0	0	0	0	n/a
10/4*	W	NYJ	1-1	0-0	0-0	0	0	0	n/a
10/18*	W	NYG	1-0	0-0	0-0	1	0	0	n/a
10/25*	W	at MIA	3-0	0-0	0-0	0	0	0	n/a
Inactive Weeks 8-11, 15 and 17 due to injury									
11/30*	W	NE	4-4	0-0	0-0	0	0	1	n/a
12/6*	W	at WAS	6-6	0-0	0-0	0	0	0	n/a
12/13*	W	at ATL	3-3	1-0	0-0	0	0	0	n/a
12/27*	L	TB	6-5	0-0	0-0	0	0	0	n/a
Totals 9-1			34-26	2-5	0-0	2	0	1	n/a
POSTSEASON									
1/16*	W	ARZ	1-1	1-8	0-0	0	0	0	n/a
1/24*	W	MIN	6-2	0-0	0-0	0	0	0	n/a
2/7*	W	IND	3-3	0-0	0-0	0	0	0	n/a
Totals 3-0			10-6	1-8	0-0	0	0	0	n/a

2010 NEW ORLEANS SAINTS

Date	W/L	Opp.	Tkls-S	Sk-YL	INT-Yds	PD	FF	FR	TFL
9/9*	W	MIN	5-3	1-9	0-0	0	0	0	n/a
9/20*	W	at SF	4-0	0-0	0-0	0	0	0	n/a
9/26*	L	ATL	4-3	1-4	0-0	0	0	0	n/a
10/3*	W	CAR	4-2	1-5	0-0	2	0	0	n/a
10/10*	L	at TB	1-1	0-0	0-0	0	0	0	n/a
10/17*	W	at TB	3-2	0-0	0-0	0	0	0	n/a
10/24*	L	CLE	2-2	0-0	0-0	0	0	0	n/a
10/31*	W	PIT	2-2	0-0	0-0	0	0	0	n/a
11/7*	W	at CAR	2-2	1-8	0-0	0	0	0	n/a
11/21*	W	SEA	1-1	0-0	0-0	0	0	0	n/a
11/25*	W	DAL	6-5	0-0	0-0	0	1	0	n/a
12/5*	W	at CIN	3-2	1-12	0-0	0	1	0	n/a


12/12*	W	STL	2-0	0-0	0-0	0	0	0	n/a
12/19*	L	at BAL	5-2	1-10	0-0	0	0	0	n/a
12/27*	W	at ATL	1-0	0-0	0-0	0	0	0	n/a
1/2*	L	TB	3-3	0-0	0-0	0	0	0	n/a
Totals 11-5			44-30	6-48	0-0	2	2	0	n/a
POSTSEASON									
1/8*	L	at SEA	3-1	0-0	0-0	0	0	0	n/a

2011 NEW ORLEANS SAINTS

Date	W/L	Opp.	Tkls-S	Sk-YL	INT-Yds	PD	FF	FR	TFL
9/8*	L	at GB	2-1	0	0-0	0	0	0	n/a
9/18*	W	CHI	2-0	0	0-0	2	0	0	n/a
9/25*	W	HOU	4-2	0	0-0	0	0	0	n/a
10/2*	W	at JAX	1-1	0	0-0	1	0	0	n/a
10/9*	W	at CAR	1-0	0.5-2.5	0-0	0	0	0	n/a
10/16*	L	at TB	1-1	0	0-0	0	0	0	n/a
10/23*	W	IND	1-0	0	0-0	1	0	0	n/a
10/30*	L	at STL	0-0	0	0-0	0	0	0	n/a
11/6*	W	TB	1-0	0	0-0	0	0	0	n/a
11/13*	W	at ATL	3-3	0	0-0	0	0	0	n/a
11/28*	W	NYG	2-0	0	0-0	0	0	0	n/a
12/4*	W	DET	5-0	0	0-0	0	0	0	n/a
<i>Inactive Week 14 due to injury</i>									
12/18*	W	at MIN	3-1	0	0-0	0	0	0	n/a
12/26*	W	ATL	3-0	0	0-0	0	0	0	n/a
1/1*	W	CAR	0-0	0	0-0	0	0	0	n/a
Totals 12-3		29-9	0.5-2.5	0-0	4	0	0	0	n/a
POSTSEASON									
1/7*	W	DET	1-1	0-0	0-0	0	0	0	n/a
1/14*	L	at SF	2-1	0-0	0-0	0	0	0	n/a
Totals 1-1		3-2	0-0	0-0	0	0	0	0	n/a

2012 NEW ORLEANS SAINTS

Date	W/L	Opp.	Tkls-S	Sk-YL	INT-Yds	PD	FF	FR	TFL
9/9*	L	WAS	7-2	0-0	0-0	0	0	0	n/a
9/16*	L	at CAR	3-2	0-0	0-0	0	0	0	n/a
9/23*	L	KC	4-0	0-0	0-0	0	0	0	n/a
9/30*	L	at GB	1-0	0-0	0-0	0	0	0	n/a
10/7*	W	SD	2-2	0-0	0-0	0	0	0	n/a
10/21*	W	at TB	2-2	0-0	0-0	0	0	0	n/a
10/28*	L	at DEN	2-0	0-0	0-0	0	0	0	n/a
11/5*	W	PHI	3-1	0-0	0-0	0	0	0	n/a
11/11*	W	ATL	0-0	0-0	0-0	1	0	0	n/a
11/18*	W	at OAK	0-0	0-0	0-0	0	0	0	n/a
11/25*	L	SF	5-1	0-0	0-0	0	0	0	n/a
11/29*	L	at ATL	0-0	0-0	0-0	0	0	0	n/a
12/9*	L	at NYG	4-2	0-0	0-0	0	0	0	n/a
12/16*	W	TB	1-0	0-0	0-0	0	0	0	n/a
12/23*	W	DAL	0-0	0-0	0-0	0	0	0	n/a
12/30*	L	CAR	2-1	0-0	0-0	0	0	0	n/a
Totals 7-9		36-13	0-0	0-0	1	0	0	0	n/a



22 MATT FORTÉ

Ht: 6-2

Age: 27

Bears Season: 6

Acquired: 2nd round of the 2008 draft

Wt: 218

College: Tulane

NFL Season: 6

RUNNING BACK

PRO CAREER: Pro Bowl (2011) running back ranks third in Bears history in yards from scrimmage (7,652) and fourth in rushing yards (5,327 on 1,262 attempts)... 26 rushing touchdowns are tied for fifth most in Bears annals... Since entering the NFL in 2008, ranks fourth in the league in yards from scrimmage, eighth in rushing yards and third in receiving yards among running backs... Has posted 2,325 receiving yards on 267 receptions (8.7 ypc) and 9 receiving touchdowns... Started all 75 career games in which he has appeared during five seasons with Chicago... His five seasons with 1,400-plus yards from scrimmage are second most in franchise history, trailing Hall of Famer Walter Payton's 10, and he is the first player in franchise history to have 1,400-plus yards from scrimmage in each of his first five seasons... First player in franchise history with 900 rushing yards in each of his first five seasons with the team... One of three players in team history with 5,000 rushing yards and 2,000 receiving yards, joining Neal Anderson and Walter Payton... Collected 15 100-yard rushing games (Bears are 14-1 in those contests) and 3 100-yard receiving games in his career... 205 rushing yards versus Carolina on October 2, 2011, are tied for second most in Bears single-game history... In 2010, became the second Bears player to rush for 1,000 yards and post 500 receiving yards in the same season (Walter Payton, 1983)... Broke franchise records for rushing yards by a rookie (1,238) and scrimmage yards by a rookie (1,715) in 2008... Became just the eighth rookie since the 1970 NFL-AFL merger to lead his team in both rushing yards and receptions... Also one of just two rookies in NFL history to rush for over 1,000 yards and post more than 60 catches (Edgerrin James, 1999)... Third longest starting streak by a running back to begin a career (since 1982) with 60 consecutive starts before missing first game due to injury in 2011, trailing Eddie George (130) and LaDanian Tomlinson (63)... Was the first player in NFL history to compile 900 rushing yards and 400 receiving yards in each of his first four seasons... Ran for 150 yards on 42 carries (3.6 avg) and caught 13 passes for 144 yards (11.1 avg) while starting both career playoff games... Holds the franchise record for receptions in a playoff game with 10 catches vs. GB (1/23/11).

HONORS AND AWARDS: 2011 - Pro Bowl, FedEx ground Player of the Week vs. CAR (10/2). 2010 - All-Joe (*USA Today*), NFC Offensive Player of the Week vs. DET (9/12). 2008 - Brian Piccolo Award.

CAREER TRANSACTIONS: Entered the NFL as a second-round selection (44th overall) of the Bears in the 2008 NFL Draft... Signed to 4-year contract by Chicago (7/2/08)... Signed 4-year contract with Bears (7/16/12). **SIGNED THROUGH 2015**

2012 SEASON: Finished with third 1,000-yard rushing season of career after compiling 1,094 yards on 248 carries (4.4 ypc) and 5 TDs... Second on team with 44 receptions and fourth with 340 receiving yards (7.7 ypr; 1 TD)... Started all 15 contests played... Missed Game 3 vs. STL (9/23) due to ankle injury. **GAMES PLAYED-STARTED: 15-15**

PREVIOUS SEASONS: 2011 - Earned Pro Bowl nod after starting all 12 games in which he appeared, ranking 10th in the NFL with 1,487 yards from scrimmage (997 rushing and 490 receiving)... Ranked third in the NFL and fifth in Bears single-season annals in scrimmage yards per game (123.9)... 83.1 rushing yards per game were sixth in the NFL... Had 997 rushing yards on 203 carries for career-high 4.9 yards per carry with three touchdowns... Added 52 receptions for 490 receiving yards and a touchdown... 17 total plays of 20-plus yards were second among running backs... Was second in the NFL with 12 rushes of 20-plus yards and tied for sixth among running backs with five receptions of 20-plus yards... Had 205 rushing yards versus Carolina (10/2), tied for second most in Bears single-game history... Missed final four games due to knee injury. 2010 - Finished sixth in the NFC in rushing with 1,069 yards on 237 carries and 6 rushing TDs... Tied for the team lead in receptions (51) and ranked third in receiving yards (547), while hauling in 3 TD receptions... Led the team in total touchdowns (9)... Started all 16 regular season games and both postseason contests... Rushed for 150 yards on 42 carries and recorded 13 catches for 144 yards in the postseason. 2009 - Started all 16 games at RB, rushing for 929 yards on 258 carries (3.6 avg) and 4 TDs... Ranked second

on the Bears in receptions, catching 57 passes for 471 yards (8.3 avg). **2008** - Broke the Chicago single-season rookie rushing mark with 1,238 yards on 316 carries (3.9 avg) to go along with 8 rushing TDs while starting all 16 games at RB... Also set the franchise rookie single-season record for yards from scrimmage (1,715)... Caught a team-high 63 passes for 477 yards, which set the team record for catches by a Chicago RB and receptions by a rookie, to go along with 4 receiving TDs... Tied for the NFL lead with 86 first downs and tied for 12th in the League with 12 TDs (8 rushing, 4 receiving).

COLLEGE: Finished career at Tulane (2004-07) as the school's all-time leader in rushing yards per game (99.2), rushing touchdowns (39), total touchdowns (44) and scoring among non-kickers (266 points)... Also finished career ranked second in school annals in all-purpose yards (5,261), rushing yards (4,265), rushing attempts (833) and 100-yard rushing games (16)... Just the 11th player in NCAA Division I (Bowl Subdivision) history to rush for 2,000 yards in a season with 2,127 in 2007 which ranks 7th all-time in NCAA history... Added 103 receptions for 985 yards and five touchdowns... Named MVP for the 2008 Under Armour Senior Bowl, rushing for a game-high 58 yards on 8 carries and a game-high 4 catches for 38 yards.

PERSONAL: District 5A Offensive MVP, all-Metro selection and second-team all-state performer at Slidell (LA) High School... Gathered 2,432 rushing yards and 31 TDs while adding 48 receptions for 618 yards and 5 TDs... Son of Gene and Gilda Forté... Father, Gene, played football at Tulane from 1975-77 and was a team captain in 1977... Married to the former Danielle Daniels... Brother, Bryan, played football at McNeese State... Majored in finance.

MATT FORTÉ'S NFL STATISTICS

REGULAR SEASON

Year	Team	GP-GS	Rush	Yds	Avg	Lg	TD	Rec	Yds	Avg	Lg	TD
2008	Chicago	16 - 16	316	1,238	3.9	50t	8	63	477	7.6	19	4
2009	Chicago	16 - 16	258	929	3.6	61	4	57	471	8.3	37	0
2010	Chicago	16 - 16	237	1,069	4.5	68t	6	51	547	10.7	89t	3
2011	Chicago	12 - 12	203	997	4.9	46	3	52	490	9.4	56t	1
2012	Chicago	15 - 15	248	1,094	4.4	46	5	44	340	7.7	47	1
NFL totals		75 - 75	1,262	5,327	4.2	68t	26	267	2,325	8.7	89t	9

POSTSEASON

Year	Team	GP-GS	Rush	Yds	Avg	Lg	TD	Rec	Yds	Avg	Lg	TD
2010	Chicago	2 - 2	42	150	3.6	14	0	13	144	11.1	26	0

SEASON / CAREER / PLAYOFF HIGHS

	2012	Career	Playoff
Rushes	24, at DET (12/30).....	27, vs. TB (9/21/08).....	25, vs. SEA (1/16/11)
Rushing Yards	107, at JAX (10/7).....	205, vs. CAR (10/2/11).....	80, vs. SEA (1/16/11)
Longest Run	46, at TEN (11/4).....	68t, at CAR (10/10/10).....	14, vs. GB (1/23/11)
Rushing TDs	1, five times.....	2, three times.....	None
Receptions	6, at MIN (12/9).....	10, at NO (9/18/11).....	10, vs. GB (1/23/11)
Receiving Yards	64, vs. GB (12/16).....	151, vs. DET (9/12/10).....	90, vs. GB (1/23/11)
Longest Reception	47, at TEN (11/4).....	89t, vs. DET (9/12/10).....	26, vs. SEA (1/16/11)
Receiving TDs	1, vs. SEA (12/2).....	2, vs. DET (9/12/10).....	None

MATT FORTÉ'S GAME-BY-GAME RUSHING AND RECEIVING 43-32 Regular Season Starting Record (1-1 Postseason Record)

2008 CHICAGO BEARS

Date	W/L	Opp.	Rush	Yards	Avg.	Lg	TD	Rec.	Yards	Avg.	Lg	TD
9/7*	W	at IND	23	123	5.3	50t	1	3	18	6.0	9	0
9/14*	L	at CAR	23	92	4.0	18	0	3	21	7.0	9	0
9/21*	L	TB	27	89	3.3	11	0	7	66	9.4	19	1
9/28*	W	PHI	19	43	2.3	12	0	5	42	8.4	17	0
10/5*	W	at DET	15	36	2.4	10	1	4	25	6.3	9t	1
10/12*	L	at ATL	20	76	3.8	20	1	5	34	6.8	11	0
10/19*	W	MIN	20	56	2.8	8	1	2	17	8.5	9	0
11/2*	W	DET	22	126	5.7	20	0	1	5	5.0	5	0
11/9*	L	TEN	20	72	3.6	14	0	7	54	7.7	18	1
11/16*	L	at GB	16	64	4.0	10	0	6	40	6.7	18	0
11/23*	W	at STL	21	139	6.6	47t	2	1	7	7.0	7	0
11/30*	L	at MIN	22	96	4.4	26	0	4	29	7.3	12	1
12/7*	W	JAX	21	69	3.3	26	0	5	37	7.4	11	0
12/11*	W	NO	11	34	3.1	8	1	5	29	5.8	12	0
12/22*	W	GB	23	73	3.2	28	1	2	28	14.0	14	0
12/28*	L	at HOU	13	50	3.8	13	0	3	25	8.3	13	0
Totals	9-7		316	1,238	3.9	50t	8	63	477	7.6	19	4

2009 CHICAGO BEARS

Date	W/L	Opp.	Rush	Yards	Avg.	Lg	TD	Rec.	Yards	Avg.	Lg	TD
9/13*	L	at GB	25	55	2.2	10	0	0	0	0.0	0	0
9/20*	W	PIT	13	29	2.2	5	0	5	33	6.6	12	0
9/27*	W	at SEA	21	66	3.1	11	0	6	40	6.7	11	0
10/4*	W	DET	12	121	10.1	61	1	2	19	9.5	12	0
10/18*	L	at ATL	15	23	1.5	5	0	5	37	7.4	13	0
10/25*	L	at CIN	6	24	4.0	10	0	4	25	6.3	18	0
11/1*	W	CLE	26	90	3.5	12	2	2	31	15.5	28	0
11/8*	L	ARZ	5	33	6.6	16	0	6	74	12.3	28	0
11/12*	L	at SF	20	41	2.1	16	0	8	120	15.0	37	0
11/22*	L	PHI	14	34	2.4	8	0	4	20	5.0	9	0
11/29*	L	at MIN	8	27	3.4	7	0	4	34	8.5	16	0
12/6*	W	STL	24	91	3.8	15	1	1	5	5.0	5	0
12/13*	L	GB	12	51	4.3	13	0	4	17	4.3	14	0
12/20*	L	at BAL	20	69	3.5	10	0	2	0	0.0	1	0
12/28*	W	MIN	21	74	3.5	8	0	1	-7	-7.0	-7	0
1/3*	W	at DET	16	101	6.3	53	0	3	23	7.7	12	0
Totals	7-9		258	929	3.6	61	4	57	471	8.3	37	0

2010 CHICAGO BEARS

Date	W/L	Opp.	Rush	Yards	Avg.	Lg	TD	Rec.	Yards	Avg.	Lg	TD
9/12*	W	DET	17	50	2.9	17	0	7	151	21.6	89t	2
9/19*	W	at DAL	10	29	2.9	13	0	5	37	7.4	17	1
9/27*	W	GB	11	29	2.6	12	0	2	14	7.0	15	0
10/3*	L	at NYG	12	26	2.2	8	0	2	7	3.5	6	0
10/10*	W	at CAR	22	166	7.5	68t	2	2	22	11.0	14	0
10/17*	L	SEA	8	11	1.4	6t	1	3	40	13.3	19	0
10/24*	L	WAS	10	41	4.1	10	0	5	32	6.4	13	0
11/7*	W	at BUF	14	49	3.5	22	0	3	12	4.0	6	0
11/14*	W	MIN	21	69	3.3	11	0	1	9	9.0	9	0
11/18*	W	at MIA	25	97	3.9	21	1	2	7	3.5	4	0
11/28*	W	PHI	14	117	8.4	61	0	2	22	11.0	16	0
12/5*	W	at DET	13	64	4.9	17	1	2	36	18.0	20	0
12/12*	L	NE	9	25	2.8	9	0	2	36	18.0	30	0
12/20*	W	at MIN	17	92	5.4	14	0	1	6	6.0	6	0
12/26*	W	NYJ	19	113	5.9	32	1	4	56	14.0	24	0
1/2*	L	at GB	15	91	6.1	25	0	8	60	7.5	27	0
Totals	11-5		237	1,069	4.5	68t	6	51	547	10.7	89t	3
POSTSEASON												
1/16*	W	SEA	25	80	3.2	11	0	3	54	18.0	26	0
1/23*	L	GB	17	70	4.1	14	0	10	90	9.0	24	0
Totals	1-1		42	150	3.6	14	0	13	144	11.1	26	0

2011 CHICAGO BEARS

Date	W/L	Opp.	Rush	Yards	Avg.	Lg	TD	Rec.	Yards	Avg.	Lg	TD
9/11*	W	ATL	16	68	4.3	27	0	5	90	18.0	56t	1
9/18*	L	at NO	10	49	4.9	42	0	10	117	11.7	21	0
9/25*	L	GB	9	2	0.2	5	0	7	80	11.4	28	0
10/2*	W	CAR	25	205	8.2	46	1	4	23	5.8	11	0
10/10*	L	at DET	22	116	5.3	23	0	4	35	8.8	17	0
10/16*	W	MIN	17	87	5.1	21	0	6	36	6.0	10	0
10/23*	W	at TB	25	145	5.8	32t	1	2	38	19.0	36	0
11/7*	W	at PHI	24	133	5.5	25	0	3	17	5.7	10	0
11/13*	W	DET	18	64	3.6	40	1	1	3	3.0	3	0
11/20*	W	SD	20	57	2.9	13	0	4	26	6.5	17	0
11/27*	L	at OAK	12	59	4.9	33	0	6	25	4.2	12	0
12/4*	L	KC	5	12	2.4	5	0	0	0	0.0	0	0
12/11	L	at DEN	Inactive due to injury									
12/18	L	SEA	Inactive due to injury									
12/25	L	at GB	Inactive due to injury									
1/1	W	at MIN	Placed on Injured Reserve									
Totals	7-5		203	997	4.9	46	3	52	490	9.4	56t	1

2012 CHICAGO BEARS

Date	W/L	Opp.	Rush	Yards	Avg.	Lg	TD	Rec.	Yards	Avg.	Lg	TD
9/9*	W	IND	16	80	5.0	32	1	3	40	13.3	31	0
9/13*	L	at GB	7	31	4.4	8	0	4	49	12.3	22	0
9/23	W	STL	Inactive due to injury									
10/1*	W	at DAL	13	52	4.0	14	0	1	-3	-3.0	-3	0
10/7*	W	at JAX	22	107	4.9	14	0	2	20	10.0	12	0
10/22*	W	DET	22	96	4.4	39	0	3	4	1.3	2	0
10/28*	W	CAR	15	70	4.7	16	1	5	24	4.8	12	0
11/4*	W	at TEN	12	103	8.6	46	1	2	45	22.5	47	0
11/11*	L	HOU	16	39	2.4	8	0	2	-3	-1.5	0	0
11/19*	L	at SF	21	63	3.0	8	0	3	4	1.3	4	0
11/25*	W	MIN	14	42	3.0	6	0	2	4	2.0	4	0
12/2*	L	SEA	21	66	3.1	10	0	3	30	10.0	12t	1
12/9*	L	at MIN	13	85	6.5	36	0	6	34	5.7	18	0
12/16*	L	GB	20	69	3.5	22	0	5	64	12.8	18	0
12/23*	W	at ARZ	12	88	7.3	36	1	1	7	7.0	7	0
12/30*	W	at DET	24	103	4.3	13	1	2	21	10.5	18	0
Totals	9-6		248	1,094	4.4	46	5	44	340	7.7	47	1

*Denotes Game Started

**31****ISAIAH
FREY****Ht:** 6-0**Age:** 23**Bears Season:** 1**Acquired:** 6th round of the 2012 draft**Wt:** 190**College:** Nevada**NFL Season:** 1**CORNERBACK**

PRO CAREER: Spent entire 2012 regular season on Bears practice squad... Appeared in all 4 preseason games with 1 start as a rookie in 2012, recording 6 defensive tackles, 1 interception, 1 pass defended and 3 special teams stops.

CAREER TRANSACTIONS: Drafted in the sixth round (184th overall) by the Bears in the 2012 NFL Draft (4/28/12)... Signed 4-year contract with Chicago (5/9/12)... Waived by Bears (8/31/12)... Signed to Chicago's practice squad (9/1/12)... Signed futures contract with Bears (12/31/12). **SIGNED through 2014**

2012 SEASON: Spent entire 2012 regular season on Bears practice squad... During the preseason, played in all 4 contests, including 1 start, compiling 6 defensive tackles, 1 INT, 1 PBU and 3 special teams stops. **GAMES PLAYED-GAMES STARTED: 0-0**

COLLEGE: Attended Nevada (2008-11) where he was a three-year starter for the Wolfpack... Two-time all-Big East first-team selection... Played in 52 career games, making 39 starts... Tallied 141 tackles (100 solo), 1.0 sacks and 7.0 TFLs... Added 7 INTs, 38 PDs and 2 FFs... First-team all-WAC as a senior... Second-team all-WAC as a junior... Started all 13 games as a senior in 2011, tallying 37 tackles (25 solo) 16 PDs and 5 INTs... Started all 13 games and bowl game as a junior, recording 52 tackles, including 3 TFLs... Added 1 INT, 14 pass break ups and a forced a fumble... Played in 13 games and started 11 as a sophomore, collecting 27 tackles, first collegiate interception, 5 PBUs and 1 FF... Played in every game as a true freshman, recorded 23 tackles and 3 PBUs on the season.

PERSONAL: A graduate of Jesuit High School (Carmichael, CA)... Was a National Scholar-Athlete... As a senior in 2007, was a first-team all-League, all-City (*Sacramento Bee*) and all-Section selection... Was named the team's most valuable player in 2006 and 2007... Had 3,200 all-purpose yards and 37 TDs during the 2006 and 2007 seasons... Recorded 76 tackles and 10 INTs during junior and senior seasons... Holds school record with 98-yard interception return for a touchdown... Was a member of the Black Student Union.

AND THE EMMY GOES TO...

The Chicago Bears broadcasting department has earned six regional Emmy awards the past three years, each listed below:

2011-12:

Best Sports Program/Series - Bears Gameday Live

2010-11:

Outstanding Achievement for Sports Programs - Sport Event/Game - Live/Unedited for Bears Preseason Football

Outstanding Crafts Achievement Off-Air - Video Journalist Kevin Foy - Chicago Bears: Sounds of the Game

2008-09:

Outstanding Achievement for Sports Programs - Single Sports Program/Special (not included in a series) - Broadcast/Advanced Media - Inside the Draft

Outstanding Achievement for Sports Programs - Sports Program Series Covering Sports or Based on a Sports Theme - Bears Gameday Live

Outstanding Achievement for Individual Excellence Off Camera: Videography - Non News-Kevin Foy

Outstanding Achievement for Individual Excellence Off Camera: Graphics Animations - Non-News-Rommel Paraiso and Mike Vasquez



63 ROBERTO GARZA

Ht: 6-2

Age: 34

Bears Season: 9

Acquired: Unrestricted free agent in 2005 (ATL)

Wt: 310

College: Texas A&M-Kingsville

NFL Season: 13

GUARD/CENTER

PRO CAREER: Has started 148-of-178 career games played during his 12 NFL seasons with the Bears (2005-12) and Falcons (2001-04), making starts at each of the interior O-line spots, while helping pave way for six 1,000-yard rushers... In eight seasons with the Bears, has started 117-of-126 games played, including all 16 games in six of the last seven years... While in Chicago has helped block for 1,000-yard rusher in five campaigns as Bears ground attack has totaled 14,113 yards in last eight seasons... Has started at both center and guard since coming to Chicago, including starting all 32 games at center over last two seasons... Over last nine seasons with Chicago and Atlanta, has helped his team to an 81-51 record (.614) in contests he has started... Appeared in all 16 games nine times during his career (2001, 2004-2009, 2011-12), including 101 consecutive regular season games from 2003-10... Played in 8 postseason contests, starting every game.

CAREER TRANSACTIONS: Entered NFL as a fourth-round selection (99th overall) by Atlanta in the 2001 NFL Draft... Signed 3-year contract with Falcons (5/21/01)... Received qualifying offer from Atlanta (3/1/04) and accepted tender offer from Falcons (3/25/04)... Contract expired with Atlanta (3/1/05)... Signed 1-year contract as an unrestricted free agent with Chicago (3/21/05)... Signed 6-year contract extension with the Bears (1/2/06)... Signed 2-year contract extension with the Bears (11/8/11). **SIGNED through 2013**

2012 SEASON: Started all 16 contests at C and team-captain for the second-consecutive season... Helped RB Matt Forte eclipse 1,000-yard rushing mark (1,094)... Started all 16 contests for sixth time in last seven seasons. **GAMES PLAYED-STARTED: 16-16**

PREVIOUS SEASONS: 2011 - Team-captain starting all 16 contests at C... Helped Bears offense eclipse 2,000-yard rushing mark (2,015) for the second time since 1990 (2005), while averaging 4.4 yards per carry, highest team total since 1990... Blocked for Forte as he rushed for 205 yards versus Carolina (October 2), tied for the second-highest total in single-game franchise history. **2010** - Appeared in 14 games, starting 5 at LG and the other 9 at RG... Helped block for 1,000-yard rusher as Forte finished with 1,069 yards on the ground... Inactive for two games because he had surgery on a torn meniscus... Started both postseason contests. **2009** - One of three Bears offensive linemen that started all 16 games, starting each game at RG... Part of offense that put up the second-most passing yards in franchise history. **2008** - Member of the Bears offensive line that had all five starters start 16 games, one of just six teams in the NFL to accomplish that feat... Started all 16 regular season games for third consecutive year... Paved the way for Forte to rush for a franchise rookie-record 1,238 yards. **2007** - Helped anchor Bears offensive line by starting all 16 games for the second consecutive year... One of two offensive linemen (Olin Kreutz) to start every game. **2006** - Started all 16 games for the first time in his career, plus all three postseason contests at RG... Paved way for third-consecutive 1,000 yard rusher as Thomas Jones rushed for over 1,200 yards... Offensive line allowed just 25 sacks, tied for 6th fewest in NFL. **2005** - Started 7-of-16 games played, plus the postseason contest, during his first season in Chicago... Bears posted 6-1 record in games he started... Helped open holes for offense to gain 2,099 rushing yards (Bears most since 1990) including over 1,300 rushing yards by Jones... Started for first time as a Bear at LG vs. MIN (10/16). **2004** - Started 15 games and both postseason contests at LG helping lead Falcons to the No. 1 rushing offense in the NFL (2,672 yards)... Played all 16 regular season games as Falcons RB Warrick Dunn rushed for 1,106 yards, the first 1,000-yard rusher of his career... Member of Falcons offense had 327 rushing yards in Divisional Playoff vs. STL (1/15/05), fourth-highest postseason rushing mark in NFL history. **2003** - Played 14 games while making 8 starts for Falcons before being lost for the season with a torn ACL... Competed for starting center position in training camp before injuring his elbow... Made first start of season at LG vs. NO (10/19)... Suffered torn ACL at IND (12/14) which ended his season when he was placed on injured reserve (12/16). **2002** - Began season as Atlanta's starting RG but was

hampered with a broken foot and sprained knee that limited him to 4 starts in 6 games played... Start at GB (9/8) was his first in a season-opener... Broke bone in his foot vs. CHI (9/15) on first series and played entire game... Missed next 7 games after undergoing foot surgery (9/17)... Started vs. SEA (12/15), but suffered season-ending knee sprain. **2001** - Played all 16 games during rookie campaign with Falcons, starting 3 at LG and 1 at center... Made his first NFL start at IND (12/16) at LG.

COLLEGE: Full-time starter for 3 seasons at Texas A&M-Kingsville (1997-2000)... Earned 3 straight all-conference nods while starting 30 of the team's last 40 games... Named a little college All-America first-team selection and an all-Lone Star Conference performer at center as a senior... Started every contest over his final 2 seasons, averaging 66 knockdown blocks per year... Started 14 games as a sophomore and registered 102 knockdowns to help the team average 297.3 yards rushing per game... Garnered spot on conference all-freshman team despite moving into a starting spot late in the season... Finished third in the shot put at the 1999 NCAA Championships and won the NCAA title in 2000 with a toss of 57'0"... Also captured the conference crown in the discus in 1999.

PERSONAL: Lettered in football and track at Rio Hondo (TX) High School where he was a member of the National Honor Society... Every December 2 is the official 'Roberto Garza Day' in his hometown of Rio Hondo, TX, where many of the 2,000 residents are of Hispanic descent... Speaks fluent Spanish... Held a football camp for Hispanic boys and girls in Atlanta while playing for the Falcons... He and wife, Ashley, provided monetary donations to the Empty Stocking Fund, the Falcons Feed the Homeless campaign... Also mentored boys from the Hall County Boys & Girls Club through the Falcons Ball Boy Mentoring Program.

ROBERTO GARZA'S NFL STATISTICS

REGULAR SEASON

GAMES PLAYED-STARTED - 178-148; BEARS CAREER - 126-117: 2001 ATL (16-4); 2002 ATL (6-4); 2003 ATL (14-8); 2004 ATL (16-15); 2005 CHI (16-7); 2006 CHI (16-16); 2007 CHI (16-16); 2008 CHI (16-16); 2009 CHI (16-16); 2010 CHI (14-14); 2011 CHI (16-16); 2012 CHI (16-16)

POSTSEASON

GAMES PLAYED-STARTED - 8-8: 2002 ATL (0-0); 2004 ATL (2-2); 2005 CHI (1-1); 2006 CHI (3-3); 2010 CHI (2-2).

CHICAGO BEARS FREE AGENT SIGNINGS

2012

Name, Pos	From
Kahlil Bell, RB	CHI
Michael Bush, RB	OAK
Jason Campbell, QB	OAK
Nate Collins, DT	JAX
Blake Costanzo, LB	SF
Kellen Davis, TE	CHI
Kelvin Hayden, CB	ATL
Geno Hayes, LB	TB
Israel Idonije, DE	CHI
Tim Jennings, CB	CHI
John McCargo, DT	TB
Josh McCown, QB	CHI
Cheta Ozougwu, DE	HOU
DeMario Pressley, DT	CAR

Chilo Rachal, OG	SF
Craig Steltz, S	CHI
Devin Thomas, WR	NYG
Donovan Warren, CB	DET
Eric Weems, KR/WR	ATL
Jonathan Wilhite, CB	DEN
2013	
Name, Pos	From
Devin Aromashodu, WR	MIN
Armando Allen, RB	CHI
James Anderson, LB	CAR
Martellus Bennett, TE	NYG
Taylor Boggs, C	NYJ
Zack Bowman, CB	CHI
Eben Briton, G	JAX

Jermion Bushrod, T	NO
Nate Collins, DT	CHI
Sedrick Ellis, DT	NO
Tony Fiammetta, FB	NE
Kelvin Hayden, CB	CHI
Jerrell Jackson, WR	JAX
Steve Maneri, TE	KC
Turk McBride, DE	NO
Josh McCown, QB	CHI
Henry Melton, DT	CHI
Kyle Moore, DE	BUF
Jonathan Scott, T	CHI
Matt Slauson, G	NYJ
D.J. Williams, LB	DEN
Tom Zbikowski, S	IND



9 ROBBIE GOULD

Ht: 6-0

Age: 31

Bears Season: 9

Acquired: Waived free agent in 2005 (BAL)

Wt: 185

College: Penn State

NFL Season: 9

KICKER

PRO CAREER: Most accurate kicker in team history and fourth most accurate in NFL history, making 208-of-243 (85.6%) field goals in his career... Ranks second in franchise history in career scoring (902 points) and career field goals made... Led the Bears in scoring in each of his first eight NFL seasons (2005-12)... Occupies the top six highest single-season field goal percentages in team history, including a franchise best mark of 89.7 percent (26-of-29) in 2008... Holds the franchise record for FGs made in a season (32 in 2006) and is tied for second on that list with 31 FGs made in 2007... Set franchise record for longest field goal made with 57-yard conversion on (12/11/11 at DEN)... Owns three of the top five single-season point totals in Bears history (2nd, 143 points in 2006; 4th, 126 points in 2007 and 5th, 121 points in 2011)... Has converted 278-of-279 career PATs... Was the first placekicker in Bears history to be selected to the Pro Bowl after leading all kickers with 143 points during the 2006 season, one point shy of the franchise record (Kevin Butler, 144, 1985)... Became first Bears kicker to lead the NFC in scoring since 1986 (Butler, 120)... First player in franchise history to record 100 or more points in six straight seasons (2006-11)... Set franchise records with eight seasons of 20+ FGs (2005-12) and five seasons of 25+ FGs (2006-08, '10-11)... One of 11 kickers in NFL history, and first Chicago Bear, to make 30 or more field goals in back-to-back seasons (2006-07)... Set franchise record and tied for the NFL lead (Jeff Wilkins, STL) with 32 field goals made during the 2006 season while ranking tied for 7th in FG percentage (88.9)... Connected on franchise record 26-straight field goals from 12/25/05 to 11/19/06... Also holds franchise record with 22 consecutive games with a field goal (10/23/05-11/6/06)... Knocked home three or more field goals in a franchise-record four straight games (Weeks 11-14) in 2007... Hit team-record six field goals of 50-plus yards (6-for-6) in 2011... 13-of-17 (76.5%) on field goals of 50-plus yards, third-highest average in NFL history among kickers with 10-plus 50-yard attempts... Is 39-of-46 for his career on field goals attempts during the final two minutes of a half or in overtime with 10 game winners, which includes a 49-yard field goal in overtime of the 2006 NFC Divisional Playoff vs. SEA (1/14/07) - the 17th overtime field goal in NFL playoff history and 1st in Bears playoff history.

HONORS AND AWARDS: **2008** - NFC Special Teams Player of the Month (December, 2008). **2006** - Pro Bowl; All-Pro (AP, USA Today, The Sporting News and ESPN.com); All-NFL and All-NFC (Pro Football Weekly); NFC Special Teams Player of the Month (October, 2006); NFC Special Teams Player of the Week (at DET, 12/24/06). **2005** - NFC Special Teams Player of the Week (at NO, 11/6/05).

CAREER TRANSACTIONS: Entered NFL as an undrafted free agent by New England (4/29/05)... Waived by New England (8/30/05)... Signed to Baltimore practice squad (9/7/05)... Waived by Baltimore (9/27/05)... Signed by Chicago (10/8/05)... Signed 5-year extension (5/12/08). **SIGNED through 2013**

2012 SEASON: Connected on 21-of-25 FG attempts and all 33 extra point attempts for a team-high 96 points in 13 games played... 84.0 field goal percentage was sixth-best in team history... Missed final 3 games of season after being placed on Injured Reserve due to a calf injury... Hit game-winning 41-yard field goal as time expired in 23-22 victory over Carolina in Week 8 (10/28)... Connected on both 50+ FG attempts. **GAMES PLAYED-STARTED: 13-0**

PREVIOUS SEASONS: **2011** - Led Bears in scoring with 121 points after connecting on 28-of-32 FG attempts and all 37 extra point attempts... 87.5 field goal percentage was third-best in team history and seventh best in the NFL in 2011... 28 field goals made were tied for fourth most in franchise history... Set franchise record after connecting on all six FG attempts of 50-plus yards, including team-record 57-yarder at DEN (12/11). **2010** - Finished with 110 points, leading the Bears in scoring... Made 25-of-30 FG attempts and all 35 extra point attempts... Knocked home three 50+ FG attempts... Added a game-winning FG vs. GB (9/27). **2009** - Made 24-of-28 FG attempts (85.7 percent) and all 33 extra point attempts to lead the Bears in scoring with 105 points. **2008** - Connected on a franchise-best 89.7% (26-of-29) of field goals attempted,



breaking a record he previously held... Led the Bears in scoring (119)... Became the fourth player in NFL history to make game-winning field goals in OT in consecutive games (12/11 vs. NO, 12/22 vs. GB). **2007** - Led the Bears and ranked fourth in the NFC in scoring (126)... Tied for the NFC lead and tied for second in the NFL with 31 field goals made... Ranked fourth in the NFL with 12 field goals of 40-plus yards. **2006** - Earned first Pro Bowl selection and was a first-team All-Pro after finishing 2nd overall in the NFL in scoring with 143 points - converting 32-of-36 (88.9%) field goal attempts and all 47 PATs... Tied for NFL lead with 32 field goals made... Connected on franchise record 24-consecutive field goals to start the season. **2005** - Signed by Bears in Week 5 and converted 21-of-27 field goal attempts (77.8%) and 19-of-20 PATs... Led team in scoring with 82 points, becoming the first Bears rookie to do so since Paul Edinger in 2000.

COLLEGE: Finished career ranked 5th on Penn State's all-time scoring list with 232 career points after connecting on 39-of-61 FGs and 115-of-121 PATs... Named one of two recipients of the Frank Patrick Memorial Total Commitment Award, annually presented to junior class members who follow through with their responsibilities in all facets of the football program and do so in an exemplary manner... Majored in management.

PERSONAL: Won 3 letters each in soccer, football and basketball and another in track at Central Mountain High School (Lock Haven, PA)... Brother, Christopher, was a punter/placekicker at the University of Virginia and currently is the placekicker for the Iowa Barnstormers of the AFL... Born Robert Paul Gould, III and is the son of Cheryl and Robert Gould... Father, Robert, played professional soccer for the St. Louis Steamers (1980-83).

ROOKIE STARTERS

In 2012, several rookies made contributions on the field including three who started a total of 14 contests. James Brown made three starts at left guard, Alshon Jeffery made six starts at wide receiver and TE/FB Evan Rodriguez made five starts. In total, six Bears rookies appeared in 47 contests during the 2012 regular season.

The following is a breakdown of the past 16 years of rookie starts for the Bears:

2012 (14): James Brown (3), Alshon Jeffery (6), Evan Rodriguez (5)
 2011 (12): Gabe Carimi (2), Chris Conte (9), Dane Sanzenbacher (1)
 2010 (12): J'Marcus Webb (12)
 2009 (13): Al Afalava (13)
 2008 (16): Matt Forté (16)
 2007 (14): Trumaine McBride (9), Greg Olson (4), Kevin Payne (1)
 2006 (15): Mark Anderson (1), Daniele Manning (14)
 2005 (36): Cedric Benson (1), Mark Bradley (4), Chris Harris (13), Brandon McGowan (3), Kyle Orton (15)
 2004 (30): Bernard Berrian (1), Tommie Harris (16), Tank Johnson (1), Craig Krenzel (5), Nathan Vasher (7)
 2003 (37): Lance Briggs (13), Brock Forsey (1), Justin Gage (3), Rex Grossman (3), Joe Odom (3), Charles Tillman (13), Bobby Wade (1)
 2002 (20): Alex Brown (9), Marc Colombo (5), John Gilmore (4), Roosevelt Williams (2)
 2001 (15): David Terrell (5), Anthony Thomas (10)
 2000 (37): Mike Brown (16), Dustin Lyman (7), Brian Urlacher (14)
 1999 (29): Jerry Azumah (2), D'Wayne Bates (1), Marty Booker (4), Russell Davis (8), Warrick Holdman (5), Cade McNown (6), Khari Samuel (1), Rex Tucker (1), Jerry Wisne (1)
 1998 (35): Curtis Enis (1), Olin Kreutz (1), Alonzo Mayes (16), Moses Moreno (1), Tony Parrish (16)
 1997 (8): John Allred (4), Darnell Autry (3), Van Hines (1)

ROBBIE GOULD'S NFL STATISTICS

REGULAR SEASON

Year	Team	GP	FG-FGA	Pct	Lg	Blk	XP-XPA	Pct	Blk	Points
2005	Chicago	13	21-27	77.8	45	0	19-20	95.0	0	82
2006	Chicago	16	32-36	88.9	49	1	47-47	100.0	0	143
2007	Chicago	16	31-36	86.1	49	2	33-33	100.0	0	126
2008	Chicago	16	26-29	89.7	48	2	41-41	100.0	0	119
2009	Chicago	16	24-28	85.7	52	2	33-33	100.0	0	105
2010	Chicago	16	25-30	83.3	54	1	35-35	100.0	0	110
2011	Chicago	16	28-32	87.5	57	0	37-37	100.0	0	121
2012	Chicago	13	21-25	84.0	54	2	33-33	100.0	0	96
NFL Totals		122	208-243	85.6	57	10	278-279	99.6	0	902

Year	Team	1-19	Pct	20-29	Pct	30-39	Pct	40-49	Pct	50+	Pct
2005	Chicago	0-0	-	9-9	100.0	9-10	90.0	3-8	37.5	0-0	0.0
2006	Chicago	0-0	-	6-6	100.0	14-16	87.5	12-14	85.7	0-0	0.0
2007	Chicago	0-0	-	7-7	100.0	12-13	92.3	12-14	85.7	0-2	0.0
2008	Chicago	0-0	-	6-6	100.0	12-12	100.0	8-11	72.7	0-0	0.0
2009	Chicago	0-0	-	9-9	100.0	6-6	100.0	7-10	70.0	2-3	66.7
2010	Chicago	1-1	100.0	9-9	100.0	8-9	88.9	4-7	57.1	3-4	75.0
2011	Chicago	0-0	-	10-10	100.0	6-6	100.0	6-10	60.0	6-6	100.0
2012	Chicago	0-0	-	7-7	100.0	5-7	71.4	7-9	77.8	2-2	100.0
NFL Totals		1-1	100.0	63-63	100.0	72-79	91.1	59-83	71.1	13-17	76.5

ADDITIONAL STATS: Special Teams Tackles -- 13; 2005 (2), 2006 (2), 2007 (1), 2008 (2), 2009 (3), 2010 (3). **Punting -- 3 for 86 yards;** 2005 (1 for 28 yards), 2007 (2 for 58 yards).

POSTSEASON

Year	Team	GP	FG-FGA	Pct	Lg	Blk	XP-XPA	Pct	Blk	Points
2005	Chicago	1	0-0	-	-	0	3-3	100.0	0	3
2006	Chicago	3	6-6	100.0	49	0	9-9	100.0	0	27
2010	Chicago	2	0-0	-	-	0	7-7	100.0	0	7
Postseason		6	6-6	100.0	49	0	19-19	100.0	0	37

Year	Team	1-19	Pct	20-29	Pct	30-39	Pct	40-49	Pct	50+	Pct
2005	Chicago	0-0	-	0-0	-	0-0	-	0-0	-	0-0	-
2006	Chicago	1-1	100.0	1-1	100.0	0-0	-	4-4	100.0	0-0	-
2010	Chicago	0-0	-	0-0	-	0-0	-	0-0	-	0-0	-
Postseason		1-1	100.0	1-1	100.0	0-0	-	4-4	100.0	0-0	-

ADDITIONAL STATS: Special Teams Tackles -- 1; 2010 (1).

SEASON / CAREER / PLAYOFF HIGHS

	2012	Career	Playoff
FG Attempts	3, five times	5, three times	3, vs. NO (1/21/07)
Made FGs	3, two times	4, seven times	3, vs. NO (1/21/07)
Longest FG	54, vs STL (9/23)	57, at DEN (12/11/11)	49, vs. SEA (1/14/07)
PAT Attempts	6, at TEN (11/4)	6, four times	5, vs. SEA (1/16/11)
Made PATs	6, at TEN (11/4)	6, four times	5, vs. SEA (1/16/11)
Points	15, at TEN (11/4)	16, two times	13, vs. NO (1/21/07)

ROBBIE GOULD'S GAME-WINNING KICKS AND GAME-BY-GAME KICKING STATS

Date	Opponent	Site	Distance	Time On Clock	Final
Nov. 6, 2005	New Orleans	LSU Tiger Stadium	28	0:06	20-17
Dec. 17, 2006	Tampa Bay	Soldier Field	25	3:37	34-31 ot
Dec. 24, 2006	Detroit	Ford Field	44	5:13	26-21
Jan. 14, 2007	Seattle	Soldier Field	49	10:07	27-24 ot
Nov. 25, 2007	Denver	Soldier Field	39	11:19	37-34 ot
Dec. 11, 2008	New Orleans	Soldier Field	35	12:14	27-24 ot
Dec. 22, 2008	Green Bay	Soldier Field	38	11:28	20-17 ot
Sept. 20, 2009	Pittsburgh	Soldier Field	44	0:15	17-14
Sept. 27, 2010	Green Bay	Soldier Field	19	3:59	20-17
Oct. 28, 2012	Carolina	Soldier Field	41	0:00	23-22



CHICAGO BEARS PLAYERS

ROBBIE GOULD'S GAME-BY-GAME KICKING STATISTICS

2005 CHICAGO BEARS

Date	W/L	Opp.	PAT	FG	PTS	FGs (Missed)
10/9	L	at CLE	1-1	1-2	4	44, (48)
10/16	W	MIN	4-4	0-0	4	--
10/23	W	BALT	1-1	1-2	4	23, (47)
10/30	W	at DET	1-1	2-2	7	38, 20
11/6	W	at NO	2-2	2-3	8	35, (47), 28
11/13	W	SF	2-2	1-2	5	(39), 37
11/20	W	CAR	1-1	2-2	7	33, 39
11/27	W	at TB	1-1	2-2	7	25, 36
12/4	W	GB	1-1	4-5	13	21, 30, 25, 35, (43)
12/11	L	at PIT	0-1	1-1	3	29
12/18	W	ATL	1-1	3-4	10	35, 29, 39, (44)
12/25	W	at GB	3-3	1-1	6	45
1/1	L	at MIN	1-1	1-1	4	22

Totals

19-20	21-27	82	
-------	-------	----	--

2006 CHICAGO BEARS

Date	W/L	Opp.	PAT	FG	PTS	FGs (Missed)
9/10	W	at GB	2-2	4-4	14	40, 39, 28, 30
9/17	W	DET	4-4	2-2	10	32, 45
9/24	W	at MIN	1-1	4-4	13	41, 24, 31, 49
10/1	W	SEA	4-4	3-3	13	36, 20, 41
10/8	W	BUF	4-4	4-4	16	42, 43, 32, 41
10/16	W	at ARZ	3-3	1-1	6	23
10/29	W	SF	5-5	2-2	11	43, 36
11/5	L	MIA	1-1	2-2	7	38, 38
11/12	W	at NYG	5-5	1-1	8	49
11/19	W	at NYJ	1-1	1-1	4	20
11/26	L	at NE	1-1	2-3	7	(45), 46, 32
12/3	W	MIN	3-3	0-0	3	--
12/11	W	at STL	6-6	0-2	6	(37), (49)
12/17	W	TB	4-4	2-3	10	38, (37), 25
12/24	W	at DET	2-2	4-4	14	36, 36, 39, 44
12/31	L	GB	1-1	0-0	1	--

Totals

47-47	32-36	143	
-------	-------	-----	--

POSTSEASON

1/4	W	SEA	3-3	2-2	9	41, 49
1/21	W	NO	4-4	3-3	13	19, 43, 24
2/4	L	IND	2-2	1-1	5	44

Totals

9-9	6-6	27	
-----	-----	----	--

2007 CHICAGO BEARS

Date	W/L	Opp.	PAT	FG	PTS	FGs (Missed)
9/9	L	at SD	0-0	1-1	3	27
9/16	W	KC	2-2	2-2	8	47, 38
9/23	L	DAL	1-1	1-1	4	20
9/30	L	at DET	3-3	2-3	9	(52), 49, 41
10/7	W	at GB	3-3	2-2	9	44, 36
10/14	L	MIN	4-4	1-1	7	32
10/21	W	at PHI	1-1	4-5	13	(39), 31, 22, 41, 45
10/28	L	DET	1-1	0-1	1	(40)
11/11	W	at OAK	2-2	1-2	5	32, (53)
11/18	L	at SEA	2-2	3-3	11	31, 47, 48
11/25	W	DEN	4-4	3-3	13	24, 44, 39
12/2	L	NYG	1-1	3-3	10	35, 46, 41
12/6	L	at WAS	1-1	3-4	10	(48), 30, 22, 21
12/17	L	at MIN	1-1	2-2	7	29, 47
12/23	W	GB	3-3	2-2	9	31, 35
12/30	W	NO	4-4	1-1	7	39

Totals

33-33	31-36	126	--
-------	-------	-----	----

2008 CHICAGO BEARS

Date	W/L	Opp.	PAT	FG	PTS	FGs (Missed)
9/7	W	at IND	3-3	2-2	9	41, 25
9/14	L	at CAR	2-2	1-1	5	26
9/21	L	TB	1-1	3-4	10	40, 43, 28, (49)
9/28	W	PHI	3-3	1-1	6	41
10/5	W	at DET	4-4	2-2	10	37, 45
10/12	L	at ATL	2-2	2-2	8	36, 32
10/19	W	MIN	6-6	2-3	12	26, (42), 38
11/2	W	DET	3-3	2-2	9	36, 41
11/9	L	TEN	2-2	0-1	2	(48)
11/16	L	at GB	0-0	1-1	3	35
11/23	W	at STL	3-3	2-2	9	43, 38
11/30	L	at MIN	2-2	0-0	2	--
12/7	W	JAX	2-2	3-3	11	22, 36, 35
12/11	W	NO	3-3	2-2	9	28, 35
12/22	W	GB	2-2	2-2	8	31, 38
12/28	L	at HOU	3-3	1-1	6	37

Totals

41-41	26-29	119	--
-------	-------	-----	----

2009 CHICAGO BEARS

Date	W/L	Opp.	PAT	FG	PTS	FGs (Missed)
9/13	L	at GB	1-1	2-2	7	47, 21
9/20	W	PIT	2-2	1-1	5	44
9/27	W	at SEA	2-2	1-2	5	(53), 37
10/4	W	DET	6-6	2-2	12	52, 22
10/18	L	at ATL	2-2	0-0	2	--
10/25	L	at CIN	1-1	1-1	4	22
11/1	W	CLE	3-3	3-3	12	37, 29, 32
11/8	L	ARZ	3-3	0-1	3	(48)
11/12	L	at SF	0-0	2-2	6	50, 38
11/22	L	PHI	0-0	4-5	12	45, 28, 28, 49, (48)
11/29	L	at MIN	1-1	1-1	4	38
12/6	W	STL	2-2	1-1	5	27
12/13	L	GB	2-2	0-0	2	--
12/20	L	at BAL	1-1	0-0	1	--
12/28	W	MIN	3-3	3-4	12	22, 42, 41, (45)
1/3	W	at DET	4-4	3-3	13	44, 28, 34

Totals

0-0	33-33	24-28	105
-----	-------	-------	-----

2010 CHICAGO BEARS

Date	W/L	Opp.	PAT	FG	PTS	FGs (Missed)
9/12	W	DET	1-1	2-2	7	20, 31
9/19	W	at DAL	3-3	2-2	9	38, 40
9/27	W	GB	2-2	2-3	8	(49), 25, 19
10/3	L	at NYG	0-0	1-1	3	40
10/10	W	at CAR	2-2	3-3	11	28, 53, 43
10/17	L	SEA	2-2	2-3	8	34, 24, (54)
10/24	L	WAS	2-2	0-0	2	--
11/7	W	at BUF	2-2	0-1	2	(42)
11/14	W	MIN	3-3	2-3	9	(43), 34, 37
11/18	W	at MIA	1-1	3-3	10	47, 24, 50
11/28	W	PHI	4-4	1-1	7	53
12/5	W	at DET	3-3	1-1	6	24
12/12	L	NE	1-1	0-0	1	--
12/20	W	at MIN	4-4	4-4	16	29, 23, 34, 20
12/26	W	NYJ	5-5	1-2	8	37, (35)
1/2	L	at GB	0-0	1-1	3	30

Totals

0-0	35-35	25-30	110
-----	-------	-------	-----

POSTSEASON

1/6	W	SEA	5-5	0-0	5	--
1/23	L	GB	2-2	0-0	2	--

Totals

0-0	7-7	0-0	7
-----	-----	-----	---

2011 CHICAGO BEARS

Date	W/L	Opp.	PAT	FG	PTS	FGs (Missed)
9/11	W	ATL	3-3	3-3	12	41, 23, 26
9/18	L	at NO	1-1	2-2	7	42, 38
9/25	L	GB	2-2	1-1	5	25
10/2	W	CAR	4-4	2-2	10	20, 24
10/10	L	at DET	1-1	2-2	7	44, 49
10/16	W	MIN	4-4	3-3	13	51, 26, 22
10/23	W	at TB	3-3	1-2	6	(41), 25
11/7	W	at PHI	3-3	3-3	12	51, 38, 22
11/13	W	DET	4-4	3-4	13	43, 35, (43), 50
11/20	W	SD	4-4	1-1	7	42
11/27	L	at OAK	2-2	2-2	8	50, 53
12/4	L	KC	0-0	1-2	3	32, (41)
12/11	L	at DEN	1-1	1-1	4	57
12/18	L	SEA	2-2	0-0	2	--
12/25	L	at GB	1-1	2-3	7	(49), 35, 30
1/1	W	at MIN	2-2	1-1	5	27

Totals

0-0	37-37	28-32	121
-----	-------	-------	-----


2012 CHICAGO BEARS

Date	W/L	Opp.	PAT	FG	PTS	FGs (Missed)
9/9	W	IND	5-5	2-2	11	35, 26
9/13	L	at GB	1-1	1-1	4	45
9/23	W	STL	2-2	3-3	11	54, 22, 37
10/1	W	at DAL	4-4	2-2	10	43, 21
10/7	W	at JAX	5-5	2-2	11	32, 31
10/22	W	DET	1-1	2-3	7	39, (47), 21
10/28	W	CAR	2-2	1-2	5	(33), 41
11/4	W	at TEN	6-6	3-3	15	40, 25, 22
11/11	L	HOU	0-0	2-3	6	51, 24, (48)
11/19	L	at SF	1-1	0-0	1	--
11/25	W	MIN	2-2	2-3	8	47, (39), 46
12/2	L	SEA	2-2	1-1	5	46
12/9	L	at MIN	2-2	0-0	2	--

Totals

0-0	33-33	21-25	96
-----	-------	-------	----

Missed Games 14-16 after being placed on IR



35 BRANDON HARDIN

Ht: 6-3

Age: 23

Bears Season: 2

Acquired: 3rd round of the 2012 draft

Wt: 217

College: Oregon State

NFL Season: 2

SAFETY

PRO CAREER: Missed entire 2012 regular season after being placed on Injured Reserve (8/26/12) due to neck injury suffered in preseason... Recorded 2 tackles and 1 pass defended in 2 preseason contests during 2012 rookie year before injury.

CAREER TRANSACTIONS: Drafted in the third round (79th overall) by the Bears in the 2012 NFL Draft (4/27/12)... Signed 4-year contract with Chicago (5/15/12). **SIGNED through 2015**

2012 SEASON: Missed entire rookie season due to neck injury suffered in preseason... Played in 2 preseason games prior to injury, recording 2 defensive tackles and 1 pass defended... Placed on Injured Reserve (neck) on August 26. **GAMES PLAYED- GAMES STARTED: 0-0**

COLLEGE: Appeared in 38 games, starting 15 for Oregon State (2008-11)... Finished with 105 tackles (73 solo), 3 TFLs, 3 FFs, 1 INT and 7 PDs... Added 1 sack, 1 FR and 1 blocked extra-point... Missed the entire 2011 senior season with a shoulder injury... Two-time Pac-10 all-Academic Selection... Registered 63 tackles as a junior in 2010, the fourth-most on the team... Forced 3 fumbles... Tied for the team lead with 12 special teams tackles... Played in a three-player rotation at cornerback as a sophomore in 2009 making 3 starts... Recorded 1 INT... Recorded 29 tackles... Led the team with 11 special teams tackles... Played most of 2008 redshirt freshman season with a broken hand and a sprained wrist on the other arm... Finished with 13 tackles and 1 TFL... Redshirted as a true freshman in 2007.

PERSONAL: Went to Kamehameha High School (Honolulu, HI)... Was also a standout in track and field where he ran the 200m, 400m, 4x100m, long- and triple-jump in track.

PACESETTERS

Notable Bears First Three Season Tackle Totals

Player	1st Year-Tkls	2nd Year-Tkls	3rd Year-Tkls	3-Year Total
Brian Urlacher.....	2000-165.....	2001-148.....	2002-214.....	527
Lance Briggs.....	2003-81.....	2004-168.....	2005-170.....	419
Tony Parrish.....	1998-111.....	1999-124.....	2000-101.....	336
Doug Plank.....	1975-123.....	1976-132.....	1977-71.....	326
Mike Brown.....	2000-118.....	2001-86.....	2002-111.....	315
Mark Carrier.....	1990-122.....	1991-93.....	1992-89.....	304
Mike Singletary.....	1981-72.....	1982-71.....	1983-148.....	291
Gary Fencik.....	1976-15.....	1977-133.....	1978-130.....	278

**24** KELVIN HAYDEN**Ht:** 6-0**Age:** 29**Bears Season:** 2**Acquired:** Unrestricted free agent in 2012 (ATL)**Wt:** 195**College:** Illinois**NFL Season:** 9**CORNERBACK**

PRO CAREER: Has appeared in 101 games (49 starts) in eight seasons with the Indianapolis Colts (2005-10), Atlanta Falcons (2011) and Chicago Bears (2012)... Collected 345 tackles (269 solo), 12 INTs, 44 PBUs, 4 FFs, 6 FRs and 28 special teams stops... Has 4 defensive return TDs (3 INT and 1 fumble) in regular season, tied for 17th most in NFL since 2005... In 10 postseason contests with 5 starts, has gathered 29 tackles, 3 INTs, 4 PBUs, 1 FF, 4 special teams stops and a 56-yard INT-return TD in Super Bowl XLI... 3 postseason INTs (all with Indianapolis, which are tied for 4th in franchise history) are tied for fifth in the NFL since 2005.

CAREER TRANSACTIONS: Selected in the second round (60th overall) of the 2005 NFL Draft by Indianapolis... Signed a four-year contract with the Colts (7/28/05)... Signed a 5-year contract with Indianapolis (2/18/09)... Released by the Colts (7/31/11)... Signed 1-year contract with Atlanta (9/1/11)... Signed 1-year contract with Chicago (4/9/12)... Signed 1-year contract with Chicago (3/26/13). **SIGNED through 2013**

2012 SEASON: Played in 16 contests with 2 starts for Chicago... Recorded 40 tackles, 1 INT, 3 PBUs, 4 opponent fumble recoveries and 3 special teams stops... 4 opponent fumble recoveries were tied for most in the NFL... Started Games 13-14.

GAMES PLAYED-STARTED 16-2

PREVIOUS SEASONS: 2011 - Played in 8 contests with 1 start for the Atlanta Falcons... Recorded 20 tackles, 2 INTs, 4 PBUs, 1 TFL and 3 special teams stops... Inactive Weeks 12-16 due to toe injury before being placed on IR (12/27/11). **2010** - Started all 11 games played for Indianapolis, gathering 61 tackles, 2 INTs, 8 PBUs, 1 FF and 2 INT return TDs... Missed final 5 games and playoffs due to neck injury. **2009** - Started 8 of 9 games played, recording 50 tackles, 1 INT and 5 PBUs... Started all 3 postseason contests, finishing second on the team with 18 tackles, adding 1 INT, 1 FF and 2 PBUs. **2008** - Started all 10 games played, collecting 42 tackles, 3 interceptions, a career-high 12 pass break ups, 1 forced fumble and 1 INT return TD... 3 INTs tied a career-high, established a year earlier... Started Colts lone postseason contest, recording 2 tackles. **2007** - Set a career-high in games played (16), contests started (16), tackles (83) and forced fumbles (2), while adding 3 INTs, 10 PBUs and 1 FR... Colts pass defense was second in the NFL allowing 172.8 ypg... Led team in PBUs and solo tackles and finished third in total tackles... Started Indy's lone playoff contest, registering 3 tackles, 1 INT and a PBU. **2006** - Appeared in 15 contests with 1 start, registering 31 tackles, 1 PBU, a fumble return TD and 8 special teams tackles... Appeared in all four of Colts postseason contests, racking up 6 tackles, a PBU, and an INT... Also added 3 special teams stops... Had 56-yard INT-return TD in Super Bowl XLI. **2005** - Saw action in all 16 contests, gathering 18 defensive stops and 1 PBU... Added a career-high 14 special teams tackles... Appeared in Colts Divisional playoff game, recording 1 special teams tackle.

COLLEGE: Two-year letterwinner at Illinois (2003-04), starting 19 of 21 contests... Moved to cornerback from wide receiver as a senior... Had 71 tackles (41 solo), 4 INTs (tied for most in Big Ten), 6 PBUs, 1 FF, 1 blocked kick... Had 52 receptions for 592 yards, 3 TDs as a junior... Majored in speech communications... Two-time all-conference and all-region choice at Joliet Junior College... First-Team All-America honors, NJCAA National Offensive Player of the Year, conference Player of the Year and MVP of 2002 Junior College National Championship Game.

PERSONAL: Attended Hubbard High School in Chicago... Four-year all-conference selection... Had 792 total yards despite missing 7 games as a senior... Totaled 2,315 yards and 33 TDs rushing as a junior... Played QB as a sophomore and had 21 TD passes and 7 TDs rushing... Led team and finished second in state with 10 INTs as freshman DB... Two-time city league track champion in 55- and 200-meters indoors and 100- and 200-meters outdoors.

KELVIN HAYDEN'S NFL STATISTICS

REGULAR SEASON

Year	Team	GP	GS	Tackles					Interceptions					Fumbles			Misc.	
				Tot	S	A	Sk	Yds	No	Yds	Lg	TD	PD	FF	FR	Yds	TFL	STT
2005	Indianapolis	16	0	18	14	4	0	0	0	0	-	0	1	0	0	0	n/a	14
2006	Indianapolis	15	1	31	24	7	0	0	0	0	-	0	1	0	1	26	n/a	8
2007	Indianapolis	16	16	83	71	12	0	0	3	17	20	0	10	2	1	0	n/a	0
2008	Indianapolis	10	10	42	36	6	0	0	3	135	85t	1	12	1	0	0	n/a	0
2009	Indianapolis	9	8	50	42	8	0	0	1	6	6	0	5	0	0	0	n/a	0
2010	Indianapolis	11	11	61	43	18	0	0	2	56	31t	2	8	1	0	0	n/a	0
2011	Atlanta	8	1	20	13	7	0	0	2	3	2	0	4	0	0	0	n/a	3
2012	Chicago	16	2	40	26	14	0	0	1	39	39	0	3	0	4	15	0	3
NFL totals		101	49	345	269	76	0	0	12	256	85t	3	44	4	6	41	n/a	28

ADDITIONAL STATS: Touchdowns - 4: 31-yard INT return vs. CIN (11/14/10), 25-yard INT return vs. HOU (11/1/10), 85-yard INT return vs. CIN (12/7/08), 26-yard fumble return vs. PHI (11/26/08). **Kickoff Returns** - 1 for 1 yard: 2006 (1 for 1 yard).

POSTSEASON

Year	Team	GP	GS	Tackles					Interceptions					Fumbles			Misc.	
				Tot	S	A	Sk	Yds	No	Yds	Lg	TD	PD	FF	FR	Yds	TFL	STT
2005	Indianapolis	1	0	0	0	0	0	0	0	0	0	0	0	0	0	0	n/a	2
2006	Indianapolis	4	0	6	5	1	0	0	1	56	56t	1	1	0	0	0	n/a	3
2007	Indianapolis	1	1	3	2	1	0	0	1	1	1	0	1	0	0	0	n/a	0
2008	Indianapolis	1	1	2	2	0	0	0	0	0	0	0	0	0	0	0	n/a	0
2009	Indianapolis	3	3	18	16	2	0	0	1	3	3	0	2	1	0	0	n/a	0
2010	Indianapolis			INACTIVE														
2011	Atlanta			INJURED RESERVE														
Postseason		10	5	29	25	4	0	0	3	60	56t	1	4	1	0	0	n/a	5

ADDITIONAL STATS: Touchdowns - 1: 56-yard INT return vs. CHI (Super Bowl XLI).

SEASON / CAREER / PLAYOFF HIGHS

	2012	Career	Playoff
Tackles	8, vs. GB (12/16).....	10, two times	6, three times
Solos	5, vs. IND (9/9).....	10, at DEN (9/26/10).....	6, vs. BAL (1/16/10).....
Interceptions	1, at ARZ (12/23).....	2, vs. CIN (12/7/08).....	1, three times
Longest INT return	39, at ARZ (12/23).....	85t, vs. CIN (12/7/08).....	56t, vs. CHI (SB XLI).....
Pass Defenses	2, vs. MIN (11/25).....	4, two times.....	2, vs. NYJ (1/24/10).....

BEARS HEAD COACHES

	Seasons	Overall	Regular	Post-season
		W-L-T	W-L-T	W-L
George Halas	1920-29; 33-42; 46-55; 58-67	324-151-31	318-148-31	6-3
Ralph Jones	1930-32	24-10-7	24-10-7	None
"Hunk" Anderson / Luke Johnsos	1942-45	24-12-2	23-11-2	1-1
John "Paddy" Driscoll	1956-57	14-10-1	14-9-1	0-1
Jim Dooley	1968-71	20-36-0	20-36-0	None
Abe Gibron	1972-74	11-30-1	11-30-1	None
Jack Pardee	1975-77	20-23-0	20-22-0	0-1
Neill Armstrong	1978-81	30-35-0	30-34-0	0-1
Mike Ditka	1982-92	112-68-0	106-62-0	6-6
Dave Wannstedt	1993-98	41-57-0	40-56-0	1-1
Dick Jauron	1999-2003	35-46-0	35-45-0	0-1
Lovie Smith	2004-2012	84-66-0	81-63-0	3-3



CHICAGO BEARS PLAYERS

KELVIN HAYDEN'S GAME-BY-GAME DEFENSIVE STATS 35-14 Regular Season Starting Record (2-3 Postseason Record)

2005 INDIANAPOLIS COLTS

Date	W/L	Opp.	Tkls-S	Sk-YL	INT-Yds	PD	FF	FR	TFL
9/11	W	at BAL	0-0	0-0	0-0	0	0	0	n/a
9/18	W	JAX	0-0	0-0	0-0	0	0	0	n/a
9/25	W	CLE	0-0	0-0	0-0	0	0	0	n/a
10/2*	W	at TEN	0-0	0-0	0-0	0	0	0	n/a
10/9	W	at SF	0-0	0-0	0-0	0	0	0	n/a
10/17	W	STL	0-0	0-0	0-0	0	0	0	n/a
10/23	W	at HOU	0-0	0-0	0-0	0	0	0	n/a
11/7	W	at NE	0-0	0-0	0-0	0	0	0	n/a
11/13	W	HOU	0-0	0-0	0-0	0	0	0	n/a
11/20	W	at CIN	0-0	0-0	0-0	0	0	0	n/a
11/28	W	PIT	1-1	0-0	0-0	0	0	0	n/a
12/4	W	TEN	4-2	0-0	0-0	0	0	0	n/a
12/11	W	at JAX	0-0	0-0	0-0	0	0	0	n/a
12/18	L	SD	0-0	0-0	0-0	0	0	0	n/a
12/24	L	at SEA	6-4	0-0	0-0	0	0	0	n/a
Totals	0-0		11-7	0-0	0-0	0	0	0	n/a

POSTSEASON

1/1	W	ARZ	7-7	0-0	0-0	1	0	0	n/a
1/15	L	PIT	0-0	0-0	0-0	0	0	0	n/a
Totals	0-0		7-7	0-0	0-0	1	0	0	n/a

2006 INDIANAPOLIS COLTS

Date	W/L	Opp.	Tkls-S	Sk-YL	INT-Yds	PD	FF	FR	TFL
9/10	W	at NYG	0-0	0-0	0-0	0	0	0	n/a
9/17	W	HOU	0-0	0-0	0-0	0	0	0	n/a
10/1*	W	at NYJ	8-5	0-0	0-0	1	0	0	n/a
10/8	W	TEN	2-1	0-0	0-0	0	0	0	n/a
10/22	W	WAS	0-0	0-0	0-0	0	0	0	n/a
10/29	W	at DEN	0-0	0-0	0-0	0	0	0	n/a
11/5	W	at NE	0-0	0-0	0-0	0	0	0	n/a
11/12	W	BUF	0-0	0-0	0-0	0	0	0	n/a
11/19	L	at DAL	2-1	0-0	0-0	0	0	0	n/a
11/26	W	PHI	4-4	0-0	0-0	0	1	n/a	
12/3	L	at TEN	3-3	0-0	0-0	0	0	0	n/a
12/10	L	at JAX	2-2	0-0	0-0	0	0	0	n/a
12/18	W	CIN	5-3	0-0	0-0	0	0	0	n/a
12/24	L	at HOU	1-1	0-0	0-0	0	0	0	n/a
12/31	W	MIA	4-4	0-0	0-0	0	0	0	n/a
Totals	1-0		31-24	0-0	0-0	1	0	1	n/a

POSTSEASON

1/6	W	KC	0-0	0-0	0-0	0	0	0	n/a
1/13	W	at BAL	0-0	0-0	0-0	0	0	0	n/a
1/21	W	NE	2-2	0-0	0-0	0	0	0	n/a
2/4	W	vs. CHI	4-3	0-0	1-56	1	0	0	n/a
Totals	0-0		6-5	0-0	1-56	1	0	0	n/a

2007 INDIANAPOLIS COLTS

Date	W/L	Opp.	Tkls-S	Sk-YL	INT-Yds	PD	FF	FR	TFL
9/6*	W	NO	9-6	0-0	0-0	0	0	0	n/a
9/16*	W	at TEN	10-9	0-0	0-0	0	1	0	n/a
9/23*	W	at HOU	3-3	0-0	0-0	2	0	0	n/a
9/30*	W	DEN	5-5	0-0	0-0	0	0	0	n/a
10/7*	W	TB	6-5	0-0	0-0	0	0	0	n/a
10/22*	W	at JAX	8-8	0-0	1-0	4	0	0	n/a
10/28*	W	at CAR	5-5	0-0	0-0	0	1	n/a	
11/4*	L	NE	3-3	0-0	0-0	2	0	0	n/a
11/11*	L	at SD	4-4	0-0	0-0	0	0	0	n/a
11/18*	W	KC	8-6	0-0	0-0	0	0	0	n/a
11/22*	W	at ATL	2-2	0-0	1-(-3)	1	0	0	n/a
12/2*	W	JAX	6-6	0-0	0-0	0	0	0	n/a
12/9*	W	at BAL	4-4	0-0	1-20	1	0	0	n/a
12/16*	W	at OAK	4-3	0-0	0-0	0	1	0	n/a
12/23*	W	HOU	3-2	0-0	0-0	0	0	0	n/a
12/30*	L	TEN	3-0	0-0	0-0	0	0	0	n/a
Totals	13-3		83-71	0-0	2-17	10	2	1	n/a

POSTSEASON

1/13*	L	SD	3-2	0-0	1-1	1	0	0	n/a
-------	---	----	-----	-----	-----	---	---	---	-----

2008 INDIANAPOLIS COLTS

Date	W/L	Opp.	Tkls-S	Sk-YL	INT-Yds	PD	FF	FR	TFL
9/7*	L	CHI	2-2	0-0	0-0	1	0	0	n/a
9/14*	W	at MIN	7-5	0-0	0-0	2	0	0	n/a
9/21*	L	JAX	4-3	0-0	1-28	1	0	0	n/a
10/5*	W	at HOU	4-4	0-0	0-0	2	0	0	n/a
11/23*	W	at SD	6-3	0-0	0-0	0	0	0	n/a
11/30*	W	at CLE	4-4	0-0	0-0	1	0	0	n/a
12/7*	W	CIN	4-4	0-0	2-107	4	0	0	n/a
12/14*	W	DET	6-6	0-0	0-0	0	1	0	n/a
12/18*	W	at JAX	4-4	0-0	0-0	1	0	0	n/a
12/28*	W	TEN	1-1	0-0	0-0	0	0	0	n/a
Totals	8-2		42-36	0-0	3-135	12	1	0	n/a

POSTSEASON

1/3*	L	at SD	2-2	0-0	0-0	0	0	0	n/a
------	---	-------	-----	-----	-----	---	---	---	-----

2009 INDIANAPOLIS COLTS

Date	W/L	Opp.	Tkls-S	Sk-YL	INT-Yds	PD	FF	FR	TFL
9/13*	W	JAX	5-3	0-0	0-0	2	0	0	n/a
9/21*	W	at MIA	5-5	0-0	0-0	0	0	0	n/a
10/25*	W	at STL	4-4	0-0	1-6	1	0	0	n/a
11/1*	W	SF	4-4	0-0	0-0	0	0	0	n/a
12/6	W	TEN	2-2	0-0	0-0	1	0	0	n/a
12/13*	W	DEN	7-5	0-0	0-0	1	0	0	n/a
12/17*	W	at JAX	9-8	0-0	0-0	0	0	0	n/a
12/27*	L	NYJ	7-4	0-0	0-0	0	0	0	n/a
1/3*	L	at BUF	7-7	0-0	0-0	0	0	0	n/a
Totals	6-2		50-42	0-0	1-6	5	0	0	n/a

POSTSEASON

1/16*	W	BAL	6-6	0-0	0-0	0	1	0	n/a
-------	---	-----	-----	-----	-----	---	---	---	-----

1/24*	W	NYJ	6-5	0-0	1-3	2	0	0	n/a
-------	---	-----	-----	-----	-----	---	---	---	-----

2/7*	L	vs. NO	6-5	0-0	0-0	0	0	0	n/a
------	---	--------	-----	-----	-----	---	---	---	-----

Totals	2-1		18-16	0-0	1-3	2	1	0	n/a
---------------	------------	--	--------------	------------	------------	----------	----------	----------	------------

2010 INDIANAPOLIS COLTS

Date	W/L	Opp.	Tkls-S	Sk-YL	INT-Yds	PD	FF	FR	TFL
9/12*	L	at HOU	6-4	0-0	0-0	1	0	0	n/a
9/19*	W	NYG	8-6	0-0	0-0	1	0	0	n/a
9/26*	W	at DEN	10-10	0-0	0-0	1	1	0	n/a
10/3*	L	at JAX	1-0	0-0	0-0	2	0	0	n/a
10/10*	W	KC	4-3	0-0	0-0	0	0	0	n/a
10/17*	W	at WAS	6-4	0-0	0-0	0	0	0	n/a
11/1*	W	HOU	5-4	0-0	1-25	1	0	0	n/a
11/7*	L	at PHI	2-2	0-0	0-0	1	0	0	n/a
11/14*	W	CIN	9-5	0-0	1-31	1	0	0	n/a
11/21*	L	at NE	5-2	0-0	0-0	0	0	0	n/a
11/28*	L	SD	5-3	0-0	0-0	0	0	0	n/a
Totals	6-5		61-43	0-0	2-56	8	0	0	n/a

2011 ATLANTA FALCONS

Date	W/L	Opp.	Tkls-S	Sk-YL	INT-Yds	PD	FF	FR	TFL
9/18*	W	PHI	2-2	0-0	1-2	1	0	0	n/a
10/2	W	at SEA	2-0	0-0	0-0	0	0	0	n/a
10/9	L	GB	0-0	0-0	0-0	2	0	0	n/a
10/16	W	CAR	4-2	0-0	0-0	0	0	0	n/a
10/23	W	at DET	1-1	0-0	0-0	0	0	0	n/a
11/6	W	at IND	6-5	0-0	1-1	1	0	0	n/a
11/13	L	NO	3-2	0-0	0-0	0	0	0	n/a
11/20	W	TEN	2-1	0-0	0-0	0	0	0	n/a
Totals	1-0		20-13	0-0	2-3	4	0	0	n/a

2012 CHICAGO BEARS

Date	W/L	Opp.	Tkls-S	Sk-YL	INT-Yds	PD	FF	FR	TFL
9/9	W	IND	6-5	0-0	0-0	1	0	1	0
9/13	L	at GB	0-0	0-0	0-0	0	0	0	0
9/23	W	STL	0-0	0-0	0-0	0	0	0	0
10/1	W	at DAL	0-0	0-0	0-0	0	0	0	0
10/7	W	at JAX	1-0	0-0	0-0	0	0	0	0
10/22	W	DET	1-1	0-0	0-0	0	0	0	0
10/28	W	CAR	0-0	0-0	0-0	0	0	0	0
11/4	W	at TEN	1-1	0-0	0-0	0	0	2	0
11/11	L	HOU	3-1	0-0	0-0	0	0	0	0
11/19	L	at SF	1-1	0-0	0-0	0	0	0	0
11/25	W	MIN	4-4	0-0	0-0	2	0	0	0
12/2	L	SEA	5-3	0-0	0-0	0	0	1	0
12/9*	L	at MIN	6-3	0-0	0-0	0	0	0	0
12/16*	L	GB	8-4	0-0	0-0	0	0	0	0
12/23	W	at ARZ	2-1	0-0	1-39	0	0	0	0
12/30	W	at DET	2-2	0-0	0-0	0	0	0	0
Totals	0-2		40-26	0-0	1-39	3	0	4	0

*Denotes Game Started



23 DEVIN HESTER

Ht: 5-11

Age: 30

Bears Season: 8

Acquired: 2nd round of the 2006 draft

Wt: 190

College: Miami (FL)

NFL Season: 8

KICK/PUNT RETURNER

PRO CAREER: Three-time Pro Bowl selection, holds the all-time NFL record for combined career kick return touchdowns with 17... Also set the NFL record for punt return touchdowns (12)... 5th in NFL history in punt return average (12.1)... Holds the franchise record for career punt return yards (2,985), which are 11th most in NFL history... Ranks third in franchise history in kickoff return yards (4,068)... 18 total return touchdowns (12 punt, 5 kickoff and 1 missed field goal) are second most in NFL history behind Hall of Famer Deion Sanders (19)... Five kickoff return touchdowns are tied for eighth most in NFL history... As a wide receiver, has posted 217 receptions for 2,807 yards (12.9 ypc) and 14 TDs with 46 starts... One of just 4 players in NFL history to surpass the 2,500-yard mark in receiving yards, punt return yards and kickoff return yards (Billy Johnson, David Meggett and Eric Metcalf)... Paces NFL with 51 punt returns of 20+ yards since 2006... Tied an NFL record with 8 TDs of 50+ yards in 2007... Posted 12 return touchdowns (7 punt, 4 kickoff and 1 missed FG) in the 2006-07 seasons, the most ever by a player in his first two seasons and the most ever in consecutive years... Broke his own NFL record for kick return touchdowns in a season (4 punt, 2 kickoff) in 2007... Holds franchise single-game records with 152 punt return yards at ARZ (10/16/06) and 225 kickoff return yards at STL (12/11/06)... Totaled 314 combined kick return yards (219 kickoff, 95 punt) at DET (9/30/07), the highest total in franchise history and 2nd-highest total in NFL annals... Became sixth player in NFL history to record 2 kickoff returns for touchdowns in the same game with returns of 94 and 96 yards at STL (12/11/06) and the fifth player in NFL history to have multiple games with two or more kick return touchdowns (also, 11/25/07 vs. DEN)... Set an NFL record with 6 return touchdowns in a single-season during his rookie campaign in 2006... Became the first player in NFL history to return the opening kickoff of a Super Bowl for a touchdown when he returned Super Bowl XLI's first play 92 yards for a score... Tied teammate Nathan Vasher's franchise record for longest play with a 108-yard missed field goal return TD at NYG (11/12/06), which is tied for the second longest play in NFL history... Totaled 11 tackles and 1 PBU as a reserve cornerback as a rookie... Returned 9 kickoffs for 214 yards (23.8 avg) and 1 TD and 11 punts for 78 yards (7.1 avg) in 5 career playoff games.

HONORS & AWARDS: **2011** - NFC Special Teams Player of the Month (10/11); NFC Special Teams Player of the Week (vs. CAR, 10/2; vs. MIN, 10/16; vs. DET, 11/13). **2010** - Pro Bowl; All-Pro (AP, *Sporting News*); All-NFL (Pro Football Weekly); Special Teams Player of the Year (NFL Alumni); NFC Special Teams Player of the Week (vs. MIN, 11/14; at MIN, 12/20). **2009** - All-decade team (ESPN, AP); **2007** - Pro Bowl; All-Pro (AP); NFC Special Teams Player of the Month (9/07); NFC Special Teams Player of the Week (vs. KC, 9/16/07; vs. MIN, 10/14/07; vs. DEN, 11/25/07; vs. NO, 12/30/07). **2006** - Pro Bowl; All-Pro (AP); First-team All-Pro (*Sports Illustrated*, *USA Today*, *Sports Weekly*, *The Sporting News*, ESPN.com); All-NFL as PR (Pro Football Weekly); All-NFL as PR & KR (Pro Football Weekly); All-Rookie as PR & KR (Pro Football Weekly); NFC Special Teams Player of the Month (12/06); NFC Special Teams Player of the Week (at NYG, 11/12/06; vs. MIN, 12/3/06; at STL, 12/11/06); Brian Piccolo Award.

CAREER TRANSACTIONS: Entered NFL as a second-round selection (57th overall) by Chicago in the 2006 NFL Draft... Signed 4-year contract with Bears (7/3/06)... Signed 4-year extension with Bears (7/27/08). **SIGNED through 2013**

2012 SEASON: Totaled 1,200 yards on the season with 242 receiving yards, 331 punt return yards, 621 kickoff return yards and 6 rushing yards in 15 contests with 5 starts... Hauled in 23 receptions with 1 touchdown as a wide receiver... Had 40 punt returns and 24 kickoff returns averaging 8.3 yards per punt return and 25.9 yards per kickoff return... 5 punt returns of 20-plus yards were tied for 5th most in the NFL... Inactive Week 13 vs. SEA (12/2) due to concussion suffered in Week 12 vs. MIN (11/25). **GAMES PLAYED-STARTED: 15-5**

PREVIOUS SEASONS: 2011 - Started 8-of-16 games played, catching 26 passes for 369 yards (14.2 avg) and 1 TD... Led the NFL in punt return average (16.2), returning 28 punts for 454 yards and 2 TDs... Also returned 33 kickoffs for 723 yards (21.9 avg) and a touchdown... Tied for NFL lead with nine punt returns of 20+ yards (Ted Ginn, Jr.). **2010** - Started 13-of-16 games played, catching 40 passes for 475 yards (11.9 avg) and a career-high 4 TD receptions... Led the NFL in punt return average (17.1), returning 33 punts for 564 yards and a league-high 3 TDs... Also returned 12 kickoffs for 427 yards (35.6 avg), which led the NFL among players with at least 10 returns... Tied for fourth in the NFL in kickoff returns of 40+ yards (5)... Carried the ball 7 times for 30 yards (4.3 avg). **2009** - Led the team in receiving yards (757) and tied for second in receptions (57)... Matched a career high with 3 TD receptions... Returned 24 punts for 187 yards (7.8 avg) and 7 kickoffs for 156 yards (22.3)... Carried the ball 6 times for -1 yard... Posted his first 100-yard receiving game of his career, setting career highs with 8 catches for 101 yards at CIN (10/25)... Suffered a calf injury that kept him out of three games late in the season... Led Chicago in receiving yards five times and in receptions on three occasions. **2008** - Saw significant time at WR, starting a career-high 8 games... Led Chicago with a team and career-high 665 yards receiving and paced the Bears WRs with a career-high 51 catches... Tallied 3 receiving TDs... Rushed for 61 yards on 6 carries... Averaged 21.9 yards per kickoff return (679 yards on 31 returns) and returned 32 punts for 198 yards (6.2 avg). **2007** - Set the single-season NFL record with 6 kick returns for touchdowns with an NFL-tying 4 punt return TDs and 2 kickoff returns for scores... Appeared in all 16 games, leading the NFC (2nd in NFL) in punt return average (15.5) and ranking 2nd in the NFC in punt return yards (651) and total return yards (1,585)... Established single-season franchise mark for punt return yards (651), which is the 9th highest total in NFL history... Returned 43 kickoffs for 934 yards (21.7)... Led the Bears with 8 touchdowns (4 punt returns, 2 kickoff returns, 2 receiving)... Made transition from cornerback to wide receiver, catching 20 passes for 299 yards and 2 touchdowns, including a Bears season-long 81-yard reception vs. MIN (10/14). **2006** - Played in all 16 games, leading the NFL in punt returns (47) and punt return yards (600) and was tied for the lead in punt return TDs (3) and second (first in NFC) in punt return average (12.8)... Also led NFC in kick return average (fifth in the NFL) at 26.4 on 20 returns for 528 yards while tying for league lead with 2 kickoff return TDs... Returned punt 84 yards for a TD in NFL debut at GB (9/10/06) to become first Bears rookie in 51 years to return a punt for a score in his first game (Perry Jeter, vs. BAL, 9/30/56)... Became third player in NFL history to return at least two punts for TDs of 80 or more yards as a rookie... Saw time on defense as a reserve cornerback recording 11 tackles and 1 PBU... Posted a NFL-high 11 punt returns of 20 or more yards, the most in the league since 1997 (Karl Williams, TB, 12)... During Super Bowl XLI (2/4/07) became 8th player in NFL history to return a kickoff for a touchdown in a Super Bowl and first to do so on the game's opening kick.

COLLEGE: Played offense, defense and special teams for the Miami Hurricanes (2003-05), starting games at cornerback, nickelback, running back and fullback while seeing time at wide receiver and returning punts and kickoffs during his collegiate career in which he returned 6 kicks for TDs (2 kickoffs, 4 punts)... Played primarily as a CB tallying 12 tackles, 1 sack, 1 TFL, 1 INT and 2 PBUs during junior season while seeing some time on offense by the end of the season gaining 70 yards on 8 rushes and catching 3 passes for 15 yards while appearing in 10 games and starting 1 contest... Named to Walter Camp All-America team as NCAA's best kick returner, selected by *The Sporting News* as the top kickoff returner and tabbed first-team all-ACC as a kick returner as a sophomore... His 4 TDs off returns were the second-most in the country and tied Santana Moss' single-season school record, while becoming first Hurricane to return 2 punts for TDs in a game (vs. Louisiana Tech)... As a freshman, played WR and returned kicks ranking 6th nationally in kickoff return average at 28.7 yards per return while adding 116 yards on 4 catches (29.0 avg)... Captured 2004 Big East indoor long jump title as a member of Canes track and field team... Majored in liberal arts.

PERSONAL: Attended Suncoast High School (Riviera Beach, FL) playing football for coach Jimmy Bell... Widely regarded as one of the top recruits in the nation as a senior and was selected a *Parade* All-American and *USA Today* first-team All-American... Rated the No. 1 prospect in Florida and No. 6 player in the nation regardless of position by *SuperPrep*... Tabbed as the top defensive back prospect coming out of high school in Florida by numerous publications and earned first-team all-state honors as a senior... Rushed for 1,014 yards and 12 TDs on 94 carries while gaining 1,028 yards on 38 catches with 9 TDs in addition to throwing 5 TDs and 225 yards during senior season... Also a track standout and received All-America accolades and ranked 2nd nationally in the long jump as a junior... Hester and wife, Zingha, have two sons.

DEVIN HESTER'S NFL STATISTICS

REGULAR SEASON

Year	Team	GP-GS	Rec	Yds	Avg	Lg	TD	Rush	Yds	Avg	Lg	TD
2006	Chicago	16 - 0	0	0	0.0	0	0	0	0	0.0	0	0
2007	Chicago	16 - 0	20	299	15.0	81t	2	7	-10	-1.4	5	0
2008	Chicago	15 - 8	51	665	13.0	65t	3	6	61	10.2	20	0
2009	Chicago	13 - 12	57	757	13.3	48	3	6	-1	-0.2	7	0
2010	Chicago	16 - 13	40	475	11.9	39	4	7	30	4.3	11	0
2011	Chicago	16 - 8	26	369	14.2	53	1	1	-6	-6.0	-6	0
2012	Chicago	15 - 5	23	242	10.5	39	1	3	6	2.0	8	0
NFL Totals		107 - 46	217	2,807	12.9	81t	14	30	80	2.7	20	0

Year	Team	KR	Yds	Avg	Lg	TD	PR	FC	Yds	Avg	Lg	TD
2006	Chicago	20	528	26.4	96t	2	47	12	600	12.8	84t	3
2007	Chicago	43	934	21.7	97t	2	42	6	651	15.5	89t	4
2008	Chicago	31	679	21.9	51	0	32	14	198	6.2	25	0
2009	Chicago	7	156	22.3	44	0	24	5	187	7.8	33	0
2010	Chicago	12	427	35.6	79	0	33	10	564	17.1	89t	3
2011	Chicago	33	723	21.9	98t	1	28	15	454	16.2	82t	2
2012	Chicago	24	621	25.9	40	0	40	6	331	8.3	44	0
NFL Totals		170	4,068	23.9	98t	5	246	68	2,985	12.1	89t	12

ADDITIONAL STATS: Special Teams Touchdowns - 18: See return chart next page. Tackles - 11 (8 solo). Passes Defensed - 1.

POSTSEASON

Year	Team	GP	KR	Yds	Avg	Lg	TD	PR	FC	Yds	Avg	Lg	TD
2006	Chicago	3	7	184	26.3	92t	1	6	2	32	5.3	14	0
2010	Chicago	2	2	30	15.0	24	0	5	3	46	9.2	26	0
Postseason		5	9	214	23.8	92t	1	11	5	78	7.1	26	0

ADDITIONAL STATS: Receiving (2010): 2 receptions for 4 yards, long of 6 yards.

SEASON / CAREER / PLAYOFF HIGHS

	2012	Career	Playoff
Receptions.....	5, at MIN (12/9).....	8, at CIN (10/25/09).....	2, vs. SEA (1/16/11)
Receiving Yards.....	49, at JAX (10/7).....	101, at CIN (10/25/09).....	4, vs. SEA (1/16/11)
Longest Reception.....	39, at JAX (10/7).....	81t, vs. MIN (10/14/07).....	6, vs. SEA (1/16/11)
Receiving TDs.....	1, at DAL (10/1).....	1, 13 times.....	None
Punt Returns.....	5, two times.....	6, three times.....	3, two times
Punt Return Yards.....	69, at TEN (11/4).....	152, at ARZ (10/16/06).....	30, vs. SEA (1/16/11)
Longest Punt Return.....	44, at TEN (11/4).....	89t, two times.....	26, vs. SEA (1/16/11)
Kickoff Returns.....	5, at SF (11/19).....	7, at DET (9/30/07).....	3, two times
Kickoff Return Yards.....	126, at SF (11/19).....	225, at STL (12/11/06).....	92, vs. IND (SB XLI)
Longest Kickoff Return.....	40, two times.....	98t vs. MIN (10/16/11).....	92t, vs. IND (SB XLI)

DEVIN HESTER'S GAME-BY-GAME STATS 27-19 Regular Season Starting Record (1-1 Postseason)

2006 CHICAGO BEARS

Date	W/L	Opp.	Tkls-S	Defensive				Punt Returns					Kickoff Returns						
				TFL	PD	Int-Yd	Sk-Yd	PR	Yds	Avg	FC	Lg	TD	KR	Yds	Avg	Lg	TD	
9/10	W	at GB	1-1	0	0	0-0	0-0	5	104	20.8	0	84t	1	0	0	0.0	0	0	
9/17	W	DET	0-0	0	0	0-0	0-0	4	12	3.0	0	12	0	0	0	0.0	0	0	
9/24	W	at MIN	0-0	0	0	0-0	0-0	3	12	4.0	0	6	0	1	13	13.0	13	0	
10/1	W	SEA	0-0	0	0	0-0	0-0	5	45	9.0	0	26	0	0	0	0.0	0	0	
10/8	W	BUF	0-0	0	0	0-0	0-0	4	42	10.5	0	21	0	0	0	0.0	0	0	
10/16	W	at ARZ	0-0	0	0	0-0	0-0	6	152	25.3	1	83t	1	1	24	24.0	24	0	
10/29	W	SF	0-0	0	0	0-0	0-0	1	42	42.0	1	42	0	0	0	0.0	0	0	
11/5	L	MIA	0-0	0	0	0-0	0-0	2	11	5.5	1	11	0	0	0	0.0	0	0	
11/12	W	at NYG	0-0	0	0	0-0	0-0	2	0	0.0	0	3	0	0	0	0.0	0	0	
11/19	W	at NYJ	0-0	0	0	0-0	0-0	1	7	7.0	1	7	0	0	0	0.0	0	0	
11/26	L	at NE	0-0	0	0	0-0	0-0	0	0	0.0	2	0	0	1	21	21.0	21	0	
12/3	W	MIN	0-0	0	0	0-0	0-0	2	70	35.0	0	45t	1	3	68	22.7	27	0	
12/11	W	at STL	5-4	0	0	0-0	0-0	1	21	21.0	2	21	0	4	225	56.3	96t	2	
12/17	W	TB	0-0	0	0	0-0	0-0	6	63	10.5	0	32	0	5	76	15.2	28	0	
12/24	W	at DET	4-2	0	1	0-0	0-0	3	18	6.0	3	9	0	1	22	22.0	22	0	
12/31	L	GB	1-1	0	0	0-0	0-0	2	1	0.5	1	1	0	4	79	19.8	24	0	
Totals			0-0	11-8	0	1	0-0	0-0	47	600	12.8	12	84t	3	20	528	26.4	96t	2
POSTSEASON																			
1/14	W	SEA	0-0	0	0	0-0	0-0	3	5	1.7	1	5	0	3	53	17.7	20	0	
1/21	W	NO	0-0	0	0	0-0	0-0	2	24	12.0	0	14	0	3	39	13.0	19	0	
2/4	L	IND	0-0	0	0	0-0	0-0	1	3	3.0	1	3	0	1	92	92.0	92t	1	
Totals			0-0	0-0	0	0	0-0	0-0	6	32	5.3	2	14	0	7	184	26.3	92t	1



DEVIN HESTER'S KICKOFF/PUNT RETURN TOUCHDOWNS

Date	Opponent	Site	Distance	Result
Sept. 10, 2006	Green Bay	Lambeau Field	84-yard punt return	W, 26-0
Oct. 16, 2006	Arizona	U. of Phoenix Stadium	83-yard punt return	W, 24-23
Nov. 12, 2006	NY Giants	Giants Stadium	108-yard missed FG return*	W, 38-20
Dec. 3, 2006	Minnesota	Soldier Field	45-yard punt return	W, 23-13
Dec. 11, 2006	St. Louis	Edward Jones Dome	94-yard kickoff return	W, 42-27
Dec. 11, 2006	St. Louis	Edward Jones Dome	96-yard kickoff return	W, 42-27
Feb. 4, 2007	Indianapolis	Dolphin Stadium#	92-yard kickoff return*	L, 17-29
Sept. 16, 2007	Kansas City	Soldier Field	73-yard punt return	W, 20-10
Sept. 30, 2007	Detroit	Ford Field	97-yard kickoff return	L, 27-37
Oct. 14, 2007	Minnesota	Soldier Field	89-yard punt return	L, 31-34
Nov. 25, 2007	Denver	Soldier Field	75-yard punt return	W, 37-34 ot
Nov. 25, 2007	Denver	Soldier Field	88-yard kickoff return	W, 37-34 ot
Dec. 30, 2007	New Orleans	Soldier Field	64-yard punt return	W, 33-25
Sept. 27, 2010	Green Bay	Soldier Field	62-yard punt return	W, 20-17
Oct. 17, 2010	Seattle	Soldier Field	89-yard punt return	L, 20-23
Dec. 20, 2010	Minnesota	TCF Bank Stadium	64-yard punt return	W, 40-14
Oct. 2, 2011	Carolina	Soldier Field	69-yard punt return	W, 34-29
Oct. 16, 2011	Minnesota	Soldier Field	98-yard kickoff return	W, 39-10
Nov. 13, 2011	Detroit	Soldier Field	82-yard punt return	W, 37-13

* Does not count toward overall return kick return touchdowns; # Super Bowl XLI

2007 CHICAGO BEARS

Date	W/L	Opp.	Receiving					Punt Returns					Kickoff Returns					
			Rec	Yds	Avg.	Lg	TD	PR	Yds	Avg	FC	Lg	TD	KR	Yds	Avg	Lg	TD
9/9	L	at SD	0	0	0.0	0	0	0	0	0.0	3	0	0	1	29	29.0	29	0
9/16	W	KC	0	0	0.0	0	0	5	143	28.6	0	73	1	2	29	14.5	19	0
9/23	L	DAL	0	0	0.0	0	0	2	1	0.5	1	1	0	5	86	17.2	28	0
9/30	L	at DET	1	3	3.0	3	0	5	95	19.0	0	31	0	7	219	31.3	97	1
10/7	W	at GB	0	0	0.0	0	0	4	40	10.0	0	20	0	0	0	0.0	0	0
10/14	L	MIN	1	81	81.0	81	1	4	108	27.0	0	89	1	4	86	21.5	28	0
10/21	W	at PHI	3	41	13.7	21	0	0	0	0.0	0	0	0	0	0	0.0	0	0
10/28	L	DET	1	19	19.0	19	0	2	44	22.0	0	39	0	1	20	20.0	20	0
11/1	W	at OAK	1	-2	-2.0	-2	0	6	14	2.3	0	9	0	2	34	17.0	19	0
11/18	L	at SEA	0	0	0.0	0	0	0	0	0.0	1	0	0	4	116	29.0	34	0
11/25	W	DEN	1	1	1.0	0	0	5	81	16.2	0	75	1	5	151	16.2	88	1
12/2	L	NYG	1	-4	-4.0	-4	0	3	16	5.3	0	8	0	1	19	19.0	19	0
12/6	L	at WAS	5	67	13.4	17	0	1	16	16.0	0	16	0	4	60	15.0	23	0
12/17	L	at MIN	4	28	7.0	11	0	4	29	7.3	0	17	0	3	44	14.7	17	0
12/23	W	GB	0	0	0.0	0	0	0	0	0.0	1	0	0	1	-1	-1.0	-1	0
12/30	W	NO	2	65	32.5	55	1	1	64	64.0	0	64	1	3	42	14.0	16	0
Totals	0-0		20	299	15.0	81	2	42	651	15.5	6	89	4	43	934	21.7	97	2

2008 CHICAGO BEARS

Date	W/L	Opp.	Receiving					Punt Returns					Kickoff Returns					
			Rec	Yds	Avg	Lg	TD	PR	Yds	Avg	FC	Lg	TD	KR	Yds	Avg	Lg	TD
9/7*	W	at IND	1	7	7.0	7	0	1	25	25.0	0	25	0	3	55	18.3	28	0
9/14	L	at CAR	1	6	6.0	6	0	2	9	4.5	0	6	0	3	65	21.7	24	0
9/21	L	TB	INACTIVE					INACTIVE					INACTIVE					
9/28	W	PHI	3	27	9.0	20	1	4	1	0.3	0	6	0	3	99	33.0	51	0
10/5*	W	at DET	5	66	13.2	32	1	4	24	6.0	3	9	0	2	38	19.0	20	0
10/12	L	at ATL	6	87	14.5	17	0	0	0	0.0	1	0	0	3	60	20.0	25	0
10/19*	W	MIN	2	22	11.0	13	0	0	0	0.0	0	0	0	2	36	18.0	20	0
11/2	W	DET	3	42	14.0	18	0	2	21	10.5	2	20	0	4	65	16.3	22	0
11/9*	L	TEN	4	54	13.5	29	0	2	13	6.5	2	13	0	4	99	24.8	41	0
11/16	L	at GB	1	7	7.0	7	0	1	7	7.0	1	7	0	5	114	22.8	31	0
11/23*	W	at STL	5	57	11.4	27	0	4	26	6.5	0	14	0	0	0	0.0	0	0
11/30*	L	at MIN	3	67	22.3	65	1	3	12	4.0	2	15	0	2	48	24.0	25	0
12/7	W	JAX	5	80	16.0	31	0	3	22	7.3	0	22	0	0	0	0.0	0	0
12/11	W	NO	4	46	11.5	20	0	2	-2	-1.0	0	5	0	0	0	0.0	0	0
12/22*	W	GB	2	12	6.0	9	0	3	40	13.3	1	24	0	0	0	0.0	0	0
12/28*	L	at HOU	6	85	14.2	37	0	1	0	0.0	2	0	0	0	0	0.0	0	0
Totals	5-3		51	665	13.0	65	3	32	198	6.2	14	25	0	31	679	21.9	51	0

2009 CHICAGO BEARS

Date	W/L	Opp.	Receiving					PR	Punt Returns					KR	Kickoff Returns				
			Rec	Yds	Avg	Lg	TD		Yds	Avg	FC	Lg	TD		Yds	Avg	Lg	TD	
9/13*	L	at GB	4	90	22.5	36t	1	2	15	7.5	1	10	0	1	26	26.0	26	0	
9/20*	W	PIT	4	21	5.3	13	0	2	14	7.0	0	12	0	0	0	0.0	0	0	
9/27*	W	at SEA	5	76	15.2	36t	1	1	9	9.0	0	9	0	0	0	0.0	0	0	
10/4*	W	DET	1	2	2.0	2	0	1	24	24.0	0	24	0	0	0	0.0	0	0	
10/18*	L	at ATL	6	83	13.8	34	0	3	54	18.0	2	33	0	0	0	0.0	0	0	
10/25*	L	at CIN	8	101	12.6	18	1	0	0	0.0	0	0	0	0	0	0.0	0	0	
11/1*	W	CLE	7	81	11.6	33	0	4	47	11.8	0	32	0	0	0	0.0	0	0	
11/8*	L	ARZ	6	94	15.7	42	0	2	2	1.0	0	2	0	0	0	0.0	0	0	
11/12*	L	at SF	7	48	6.9	10	0	2	4	2.0	0	2	0	0	0	0.0	0	0	
11/22	L	PHI	4	18	4.5	16	0	3	16	5.3	0	9	0	0	0	0.0	0	0	
11/29*	L	at MIN	1	20	20.0	20	0	2	4	2.0	0	4	0	0	0	0.0	0	0	
12/6*	W	STL	1	48	48.0	48	0	1	-3	-3.0	1	-3	0	0	0	0.0	0	0	
12/13	L	GB	INACTIVE						INACTIVE						INACTIVE				
12/20	L	at BAL	INACTIVE						INACTIVE						INACTIVE				
12/28	W	MIN	INACTIVE						INACTIVE						INACTIVE				
1/3*	W	at DET	3	75	25.0	48	0		1	1	1.0	1	1	0	6	130	21.7	44	0
Totals	6-6		57	757	13.3	48	3	24	187	7.8	5	33	0	7	156	22.3	44	0	

2010 CHICAGO BEARS

			Receiving					Punt Returns					Kickoff Returns						
Date	W/L	Opp.	Rec	Yds	Avg.	Lg	TD	PR	Yds	Avg	FC	Lg	TD	KR	Yds	Avg	Lg	TD	
9/12*	W	DET	1	17	17.0	17	0	5	17	3.4	1	9	0	0	0	0.0	0	0	
9/19*	W	at DAL	4	77	19.3	38	1	1	-5	-5.0	0	-5	0	0	0	0.0	0	0	
9/27*	W	GB	1	16	16.0	16	0	3	93	31.0	0	62t	1	0	0	0.0	0	0	
10/3*	L	at NYG	3	16	5.3	8	0	2	6	3.0	0	6	0	0	0	0.0	0	0	
10/10*	W	at CAR	2	0	0.0	5	0	3	68	22.7	1	50	0	0	0	0.0	0	0	
10/17*	L	SEA	2	26	13.0	19	0	2	93	46.5	3	89t	1	0	0	0.0	0	0	
10/24	L	WAS	5	30	6.0	9	0	1	12	12.0	0	12	0	0	0	0.0	0	0	
11/7	W	at BUF	2	23	11.5	16	0	1	3	3.0	1	3	0	0	0	0.0	0	0	
11/14*	W	MIN	4	38	9.5	19t	1	2	47	23.5	0	42	0	2	100	50.0	68	0	
11/18*	W	at MIA	4	41	10.3	14	0	4	27	6.8	3	24	0	0	0	0.0	0	0	
11/28*	W	PHI	3	86	28.7	39	0	1	9	9.0	0	9	0	3	78	26.0	46	0	
12/5	W	at DET	1	1	1.0	1	0	2	37	18.5	0	30	0	3	56	18.7	21	0	
12/12*	L	NE	2	17	8.5	12	0	1	17	17.0	0	17	0	2	74	37.0	61	0	
12/20*	W	at MIN	2	23	11.5	15t	1	2	67	33.5	0	64t	1	1	79	79.0	79	0	
12/26*	W	NYJ	3	48	16.0	25t	1	1	38	38.0	0	38	0	1	40	40.0	40	0	
1/2*	L	at GB	1	16	16.0	16	0	2	35	17.5	1	19	0	0	0	0.0	0	0	
Totals			9-4	40	475	11.9	39	4	33	564	17.1	10	89t	3	12	427	35.6	79	0
POSTSEASON																			
1/16*	W	SEA	2	4	2.0	6	0	2	30	15.0	3	26	0	1	6	6.0	6	0	
1/23*	L	GB	0	0	0.0	0	0	3	16	5.3	0	11	0	1	24	24.0	24	0	
Totals			1-1	2	4	2.0	6	0	5	46	9.2	3	26	0	2	30	15.0	24	0

2011 CHICAGO BEARS

			Receiving					Punt Returns					Kickoff Returns					
Date	W/L	Opp.	Rec	Yds	Avg.	Lg	TD	PR	Yds	Avg	FC	Lg	TD	KR	Yds	Avg	Lg	TD
9/11	W	ATL	3	60	20.0	25	0	1	14	14.0	2	14	0	3	53	17.7	23	0
9/18*	L	at NO	1	17	17.0	17	0	1	-4	-4.0	1	-4	0	2	47	23.5	29	0
9/25*	L	GB	3	62	20.7	37	0	1	21	21.0	1	21	0	1	24	24.0	24	0
10/2*	W	CAR	0	0	0.0	0	0	1	69	69.0	0	69t	1	2	73	26.5	73	0
10/10*	L	at DET	5	32	6.4	26	0	1	1	1.0	0	1	0	4	84	21.0	33	0
10/16*	W	MIN	5	91	18.2	48t	1	1	27	27.0	1	27	0	2	107	53.5	98t	1
10/23*	W	at TB	4	46	11.5	15	0	5	33	6.6	0	18	0	1	14	14.0	14	0
11/7*	W	at PHI	1	12	12.0	12	0	1	19	19.0	1	19	0	3	30	10.0	18	0
11/13	W	DET	0	0	0.0	0	0	3	122	40.7	0	82t	1	0	0	0.0	0	0
11/20	W	SD	0	0	0.0	0	0	2	59	29.5	1	37	0	3	48	16.0	22	0
11/27	L	at OAK	0	0	0.0	0	0	2	7	3.5	0	7	0	2	39	19.5	21	0
12/4	L	KC	3	35	11.7	17	0	3	39	13.0	1	44	0	1	23	23.0	23	0
12/11*	L	at DEN	0	0	0.0	0	0	2	36	18.0	5	26	0	1	25	25.0	25	0
12/18	L	SEA	0	0	0.0	0	0	0	0	0.0	0	0	1	1	17	17.0	17	0
12/25	L	at GB	0	0	0.0	0	0	2	7	3.5	0	7	0	5	117	23.4	35	0
1/1	W	at MIN	1	14	14.0	14	0	2	4	2.0	2	3	0	2	22	11.0	14	0
Totals	4-4		26	369	14.2	53	1	28	454	16.2	15	82t	2	33	723	21.9	98t	

2012 CHICAGO BEARS

Date	W/L	Opp.	Receiving					PR	Punt Returns					KR	Kickoff Returns				
			Rec	Yds	Avg.	Lg	TD		Yds	Avg	FC	Lg	TD		Yds	Avg	Lg	TD	
9/9*	W	IND	2	27	13.5	29	0	1	23	23.0	0	23	0	2	49	24.5	31	0	
9/13*	L	at GB	0	0	0.0	0	0	2	8	4.0	1	7	0	2	57	28.5	38	0	
9/23	W	STL	0	0	0.0	0	0	3	39	13.0	0	19	0	3	85	28.3	37	0	
10/1	W	at DAL	3	38	12.7	34t	1	1	8	8.0	0	8	0	2	50	25.0	29	0	
10/7	W	at JAX	2	49	24.5	39	0	4	8	2.0	1	4	0	1	28	28.0	28	0	
10/22*	W	DET	3	38	12.7	23	0	1	5	5.0	2	5	0	0	0	0.0	0	0	
10/28	W	CAR	1	5	5.0	5	0	2	11	5.5	0	11	0	0	0	0.0	0	0	
11/4*	W	at TEN	2	19	9.5	14	0	5	69	13.8	0	44	0	1	26	26.0	26	0	
11/11*	L	HOU	2	4	2.0	4	0	3	31	10.3	1	24	0	2	38	19.0	20	0	
11/19	L	at SF	3	23	7.7	9	0	3	-1	-0.3	1	4	0	5	126	25.2	30	0	
11/25	W	MIN	0	0	0.0	0	0	1	6	6.0	0	6	0	0	0	0.0	0	0	
12/2		SEA	Inactive due to injury																
12/9	L	at MIN	5	39	7.8	14	0	5	58	11.6	0	21	0	0	0	-	-	0	
12/16	L	GB	0	0	0.0	0	0	3	42	14.0	0	24	0	2	63	31.5	40	0	
12/23	W	at ARZ	0	0	0.0	0	0	3	18	6.0	0	9	0	1	40	40.0	40	0	
12/30	W	at DET	0	0	0.0	0	0	3	6	2.0	0	5	0	3	59	19.7	27	0	
Totals	3-2		23	242	10.5	39	1	40	331	8.3	6	44	0	24	621	25.9	40	0	



17

ALSHON
JEFFERY

Ht: 6-3

Age: 23

Bears Season: 2

Acquired: 2nd round of the 2012 NFL Draft

Wt: 216

College: South Carolina

NFL Season: 2

WIDE RECEIVER

PRO CAREER: Hauled in 24 receptions for 367 yards (15.3 ypc) and 3 touchdowns in 10 games (6 starts) during 2012 rookie season... Among NFL rookies in 2012, finished 10th in receiving yards, tied for sixth in TD receptions and fourth in receiving average (among rookies with 20-plus receptions)... 36.7 receiving yards per game are eighth in Bears single-season history among rookies... During rookie season, led Bears in yards per reception.

CAREER TRANSACTIONS: Drafted in the second round (50th overall) of the 2012 NFL Draft (4/27/12)... Signed a 4-year contract with Chicago (5/2/12). **SIGNED through 2015**

2012 SEASON: Appeared in 10 games for Chicago with 6 starts, catching 24 passes for 367 yards and 3 touchdowns... 15.3 yards per catch was highest on the team... Ranked third on the team in receiving yards... Finished 10th among NFL rookies in receiving yards, tied for sixth in TD receptions and fourth in yards per catch (among rookies with at least 20-plus catches)... Eighth in franchise history among rookies in receiving yards per game (36.7)... Made first career start on September 23 vs. STL... Missed Weeks 7-10 with hand injury and Weeks 12-13 with knee injury. **GAMES PLAYED-STARTED: 10-6**

COLLEGE: Played in 39 games at South Carolina (2009-11), making 32 starts for the Gamecocks... Finished with 183 catches (second in school history) for 3,042 yards (first in school history and second most in SEC history) and 23 TDs (tied for first in school history)... Returned 1 kickoff for 35 yards... Team captain and 2nd team all-SEC as a junior... Biletnikoff finalist, All-American and unanimous first-team all-SEC as a sophomore... First-team Freshman All-American, first-team SEC all-freshman and fourth-team all-SEC as a true freshman.

PERSONAL: Attended Calhoun County High School (St. Matthews, SC)... Named first-team all-state by *The State* as a defensive back... Caught 35 passes for 740 yards and 14 TDs as a senior... Averaged 65 yards on kickoff returns and 35 yards on punt returns with three touchdowns... Totaled 50 tackles on defense... Selected to the Shrine Bowl of the Carolinas and the Under Armour All-American Game... Logged 910 yards receiving and 14 touchdowns as a junior in 2007... Also was a standout on the basketball court... Helped Calhoun County win four state titles.

ALSHON JEFFERY'S NFL STATISTICS

REGULAR SEASON

Year	Team	GP-GS	Rec	Yds	Avg	Lg	TD	Rush	Yds	Avg	Lg	TD
2012	Chicago	10-6	24	367	15.3	55	3	0	0	-	-	0

SEASON / CAREER / PLAYOFF HIGHS

	2012	Career	Playoff
Receptions	5, vs. STL (9/23)	Same	None
Receiving Yards	80, vs. IND (9/9)	Same	None
Longest Reception	55, at DET (12/30)	Same	None
Receiving TDs	1, three times	Same	None



26 TIM JENNINGS

Ht: 5-8

Age: 29

Bears Season: 4

Acquired: Unrestricted free agent in 2010 (IND)

Wt: 185

College: Georgia

NFL Season: 8

CORNERBACK

PRO CAREER: 2012 Pro Bowler has played in 99 games at cornerback (63 starts) in seven seasons with Indianapolis (2006-09) and Chicago (2010-12), collecting 377 tackles (268 solo), 16 interceptions - with 1 returned for a touchdown, 54 pass break ups, 5 forced fumbles and 4 fumble recoveries... Led NFL in 2012 with 9 INTs, tied for second most in Bears single-season history... Is the fourth player in Bears franchise history to lead the NFL in interceptions in a single-season joining Mark Carrier (10 in 1990), Roosevelt Taylor (9 in 1963) and Clyde Turner (8 in 1942)... Has 33 career special teams tackles... In three seasons with Chicago has appeared in 46 games with 42 starts, recording 12 INTs, 33 PBUs, 221 tackles, 8 TFLs, 2 forced fumbles, 2 fumble recoveries and 4 special teams stops... Super Bowl Champion with the Colts in 2006... Has appeared in seven postseason contests (3 starts), collecting 23 tackles, 5 PBUs, a forced fumble and 2 special teams stops.

HONORS & AWARDS: 2012 - Pro Bowl; Second-team All-Pro (AP); NFC Defensive Player of the Month (September).

CAREER TRANSACTIONS: Drafted by Indianapolis in the second round (68th overall) of the 2006 NFL Draft... Signed by Chicago to a 2-year contract (3/16/10)... Signed 2-year contract with Bears (3/16/12). **SIGNED through 2013**

2012 SEASON: Earned first career Pro Bowl nod after leading the NFL with a career-high 9 interceptions, which are tied for second most in single-season franchise history... Returned INT 25 yards for first career TD in Week 8 vs. Carolina (10/28)... Added 68 tackles, team-high 16 pass break ups and 1 TFL in 14 starts... Inactive Weeks 14-15 due to shoulder injury. **GAMES PLAYED-STARTED: 14-14**

PREVIOUS SEASONS: **2011** - Played in all 16 games for the Bears, making career-high 15 starts... Credited with career-high 87 tackles (62 solo), 2 INTs, 1 forced fumble, 1 fumble recovery and 4 TFLs... Finished tied for second on Chicago with 8 PBUs... Added 2 special teams stops. **2010** - Played in all 16 games for Chicago, making 13 starts... Credited with 66 tackles, 1 INT, 9 PBUs, 1 forced fumble, 1 fumble recovery and 2 TFLs... Added 2 special teams stops... Started both postseason games, posting 10 tackles and 2 PBUs. **2009** - Appeared in 15 games (5 starts) for the Colts... Credited with 56 tackles, 2 INTs and 10 PBUs. **2008** - Appeared in 16 games, starting the final 12 at CB... Posted 74 tackles, 2 INTs, 8 PBUs, 2 forced fumbles and 2 fumble recoveries... Started at RCB in Wild Card Playoffs at SD (1/3), posting 7 tackles and a forced fumble. **2007** - Started 4 of 11 games played at DB... Credited with 23 tackles, 3 PBUs and a forced fumble. **2006** - Appeared in 11 games as reserve DB and special teams player... Recorded 3 tackles and 4 special teams stops.

COLLEGE: Three-year starter at Georgia who started 34-of-50 games played... Finished career with 170 tackles (127 solo), 10 TFLs, 1.0 sack, 1 FF, 2 FRs, 27 PBUs and 10 INTs... Was named all-SEC first-team by AP and The NFL Draft Report as a senior.

PERSONAL: Born in Orangeburg, S.C... Attended Orangeburg-Wilkinson High School (Orangeburg, SC)... Posted 65 tackles and 8 INTs as senior... Also scored 3 TDs receiving, 4 kickoff returns and 2 punt returns for TDs... All-state selection by *Associated Press* and was all-region defensive player-of-the-year... Selected to play in Shrine Bowl... Cousin of former New York Jets DB Donnie Abraham.



TIM JENNINGS' NFL STATISTICS

REGULAR SEASON

Year	Team	GP	GS	Tackles					Interceptions					Fumbles			Misc.	
				Tot	S	A	Sk	Yds	No	Yds	Lg	TD	PD	FF	FR	Yds	TFL	STT
2006	Indianapolis	11	0	3	3	0	0.0	0.0	0	0	-	-	0	0	0	0	0	4
2007	Indianapolis	11	4	23	12	11	0.0	0.0	0	0	-	-	3	1	0	0	1	13
2008	Indianapolis	16	12	74	56	18	0.0	0.0	2	9	6	0	8	2	2	0	0	4
2009	Indianapolis	15	5	56	41	15	0.0	0.0	2	13	13	0	10	0	0	0	0	8
2010	Chicago	16	13	66	41	25	0.0	0.0	1	39	39	0	9	1	1	0	2	2
2011	Chicago	16	15	87	62	25	0.0	0.0	2	2	1	0	8	1	1	0	4	2
2012	Chicago	14	14	68	53	15	0.0	0.0	9	105	31	1	16	0	0	0	1	0
NFL totals		99	63	377	268	109	0.0	0.0	16	168	39	1	54	5	4	0	8	33

ADDITIONAL STATS: Touchdowns - 1: 25-yard INT return vs. CAR (10/28/12)

POSTSEASON

Year	Team	GP	GS	Tackles					Interceptions					Fumbles			Misc.	
				Tot	S	A	Sk	Yds	No	Yds	Lg	TD	PD	FF	FR	Yds	TFL	STT
2007	Indianapolis	1	0	2	2	0	0.0	0.0	0	0	-	-	1	0	0	0	0	0
2008	Indianapolis	1	1	7	6	1	0.0	0.0	0	0	-	-	2	1	0	0	0	0
2009	Indianapolis	3	0	4	4	0	0.0	0.0	0	0	-	-	0	0	0	0	0	2
2010	Chicago	2	2	10	7	3	0.0	0.0	0	0	-	-	2	0	0	0	0	0
POSTSEASON		7	3	23	19	4	0.0	0.0	0	0	-	-	5	1	0	0	0	2

MANNELLY'S LONGEVITY

Chicago LS Patrick Mannelly has played in 231 games in a Bears uniform, most in franchise history and tied for 86th in NFL history (list below). He joined the Bears as a sixth-round selection (189th overall) in the 1998 NFL Draft and is the only player from that draft still playing for the team for which he was selected.

Player	Games	Player	Games	Player	Games
1. Morten Andersen	382	30. Irving Fryar	255	Charlie Joiner	239
2. Gary Anderson	353	Tim Brown	255	Jerry Fontenot	239
3. Jeff Feagles	352	Earl Morrall	255	61. Bryan Barker	238
4. George Blanda	340	33. Tony Gonzalez	254	Brad Maynard	238
5. Jason Hanson	327	34. Mike Kenn	251	Reggie Roby	238
6. Jerry Rice	303	35. Eugene Robinson	250	Rod Woodson	238
7. John Carney	302	Eddie Murray	250	65. Ted Washington	236
Brett Favre	302	Pat Leahy	250	Clyde Simmons	236
9. John Kasay	301	38. Al Del Greco	248	Ethan Albright	236
10. Matt Stover	297	39. Blair Bush	246	68. Matt Bahr	235
11. Bruce Matthews	296	Fran Tarkenton	246	Olindo Mare	235
12. Darrell Green	295	Jeff Van Note	246	Pete Metzelaars	235
13. Sean Landeta	284	42. Mike Webster	245	71. Jim Bakken	234
14. Jim Marshall	282	43. Matt Turk	244	Stan Brock	234
15. Trey Junkin	281	Ricky Proehl	244	Cris Carter	234
16. Bruce Smith	279	Chris Gardocki	244	John Elway	234
17. Clay Matthews	278	Ray Donaldson	244	Kendall Gammon	234
18. Norm Johnson	273	47. Bill Romanowski	243	Lawyer Milloy	234
19. Junior Seau	268	48. Dan Marino	242	Andre Reed	234
Lou Groza	268	49. Ed White	241	Tony Richardson	234
21. Jan Stenerud	263	Kevin Mawae	241	79. Vinny Testaverde	233
Jason Elam	263	Craig Hentrich	241	Jason Taylor	233
Lomas Brown	263	Ronde Barber	241	Rohn Stark	233
24. Ray Brown	262	53. London Fletcher	240	James Lofton	233
25. Nick Lowery	260	Ryan Longwell	240	83. Chris Doleman	232
26. Adam Vinatieri	259	Ron McDole	240	Reggie White	232
Jackie Slater	259	Mick Tingelhoff	240	85. Frank Winters	231
Lee Johnson	259	57. Lorenzo Neal	239	Patrick Mannelly	231
29. David Binn	256	Chris Mohr	239		

TIM JENNINGS' GAME-BY-GAME DEFENSIVE STATS 44-19 Regular Season Starting Record (1-1 Postseason Record)

2006 INDIANAPOLIS COLTS

Date	W/L	Opp.	Tkls-S	Sk-YL	INT-Yds	PD	FF	FR	TFL
9/24	W	JAX	0-0	0-0	0-0	0	0	0	N/A
10/1	W	at NYJ	2-2	0-0	0-0	0	0	0	N/A
10/22	W	WAS	0-0	0-0	0-0	0	0	0	N/A
10/29	W	at DEN	0-0	0-0	0-0	0	0	0	N/A
11/5	W	at NE	0-0	0-0	0-0	0	0	0	N/A
11/12	W	BUF	0-0	0-0	0-0	0	0	0	N/A
11/19	L	at DAL	0-0	0-0	0-0	0	0	0	N/A
11/26	W	PHI	1-1	0-0	0-0	0	0	0	N/A
12/3	L	at TEN	0-0	0-0	0-0	0	0	0	N/A
12/10	L	at JAX	0-0	0-0	0-0	0	0	0	N/A
12/18	W	CIN	0-0	0-0	0-0	0	0	0	N/A
Totals	0-0		3-3	0-0	0-0	0	0	0	N/S

POSTSEASON

Inactive for each of the four postseason games

2007 INDIANAPOLIS COLTS

Date	W/L	Opp.	Tkls-S	Sk-YL	INT-Yds	PD	FF	FR	TFL
9/16	W	at TEN	5-5	0-0	0-0	0	0	0	N/A
9/23*	W	at HOU	1-1	0-0	0-0	0	0	0	N/A
9/30	W	DEN	0-0	0-0	0-0	0	0	0	N/A
10/7*	W	TB	1-1	0-0	0-0	1	0	0	N/A
10/22	W	at JAX	2-2	0-0	0-0	0	0	0	N/A
10/28	W	at CAR	1-1	0-0	0-0	0	1	0	N/A
11/4*	L	NE	2-2	0-0	0-0	0	0	0	N/A
11/11	L	at SD	2-2	0-0	0-0	0	0	0	N/A
12/9	W	at BAL	3-3	0-0	0-0	1	0	0	N/A
12/16*	W	at OAK	2-2	0-0	0-0	0	0	0	N/A
12/23	W	HOU	2-2	0-0	0-0	1	0	0	N/A
Totals	3-1		23-12	0-0	0-0	3	1	0	N/A

POSTSEASON

1/13	L	SD	2-2	0-0	0-0	1	0	0	0
------	---	----	-----	-----	-----	---	---	---	---

2008 INDIANAPOLIS COLTS

Date	W/L	Opp.	Tkls-S	Sk-YL	INT-Yds	PD	FF	FR	TFL
9/7	L	CHI	1-1	0-0	0-0	0	0	0	N/A
9/14	W	at MIN	1-1	0-0	0-0	0	0	0	N/A
9/21	L	JAX	4-3	0-0	0-0	0	0	0	N/A
10/6	W	at HOU	0-0	0-0	0-0	0	0	0	N/A
10/12*	W	BAL	10-10	0-0	1-3	2	1	0	N/A
10/19*	L	at GB	5-4	0-0	0-0	1	0	0	N/A
10/27*	L	at TEN	4-3	0-0	0-0	0	0	0	N/A
11/2*	W	NE	4-4	0-0	0-0	1	1	1	N/A
11/9*	W	at PIT	7-4	0-0	1-6	1	0	0	N/A
11/16*	W	HOU	5-3	0-0	0-0	0	0	0	N/A
11/23*	W	at SD	4-2	0-0	0-0	0	0	0	N/A
11/30*	W	at CLE	3-1	0-0	0-0	1	0	0	N/A
12/7*	W	CIN	2-2	0-0	0-0	0	0	1	N/A
12/14*	W	DET	5-4	0-0	0-0	0	0	0	N/A
12/18*	W	at JAX	5-5	0-0	0-0	1	0	0	N/A
12/28*	W	TEN	3-2	0-0	0-0	0	0	0	N/A
Totals	10-2		74-56	0-0	2-9	8	2	2	N/A

POSTSEASON

1/3*	L	at SD	7-6	0-0	0-0	2	1	0	0
------	---	-------	-----	-----	-----	---	---	---	---

2009 INDIANAPOLIS COLTS

Date	W/L	Opp.	Tkls-S	Sk-YL	INT-Yds	PD	FF	FR	TFL
9/13	W	JAX	0-0	0-0	0-0	0	0	0	N/A
9/21*	W	at MIA	8-6	0-0	0-0	0	0	0	N/A
9/27*	W	at ARZ	7-6	0-0	0-0	3	0	0	N/A
10/4*	W	SEA	6-4	0-0	0-0	0	0	0	N/A
10/11	W	at TEN	3-1	0-0	1-0	2	0	0	N/A
11/1	W	SF	2-2	0-0	0-0	0	0	0	N/A
11/8*	W	HOU	2-2	0-0	0-0	1	0	0	N/A
11/15*	W	NE	3-2	0-0	0-0	0	0	0	N/A
11/22	W	at BAL	7-7	0-0	0-0	1	0	0	N/A
11/29	W	at HOU	3-2	0-0	0-0	0	0	0	N/A
12/6	W	TEN	1-1	0-0	0-0	0	0	0	N/A
12/13	W	DEN	2-1	0-0	1-13	2	0	0	N/A
12/17	W	at JAX	1-1	0-0	0-0	0	0	0	N/A
12/27	L	NYJ	1-0	0-0	0-0	1	0	0	N/A
1/3	L	at BUF	5-4	0-0	0-0	0	0	0	0
Totals	5-0		56-41	0-0	2-13	10	0	0	N/A

POSTSEASON

1/16	W	BAL	0-0	0-0	0-0	0	0	0	0
1/24	W	NYJ	1-1	0-0	0-0	0	0	0	0
2/7	L	NO	3-3	0-0	0-0	0	0	0	0
Totals	0-0		4-4	0-0	0-0	0	0	0	0

2010 CHICAGO BEARS

Date	W/L	Opp.	Tkls-S	Sk-YL	INT-Yds	PD	FF	FR	TFL
9/12	W	DET	0-0	0-0	0-0	0	0	0	0
9/19	W	at DAL	0-0	0-0	0-0	0	0	0	0
9/27	W	GB	7-6	0-0	0-0	0	0	1	0
10/3*	L	at NYG	2-2	0-0	0-0	2	0	0	0
10/10*	W	at CAR	4-1	0-0	0-0	0	0	0	1
10/17*	L	SEA	4-3	0-0	0-0	1	0	0	0
10/24*	L	WAS	6-4	0-0	0-0	0	0	0	0
11/7*	W	at BUF	9-7	0-0	1-39	2	0	0	1
11/14*	W	MIN	5-4	0-0	0-0	0	0	0	0
11/18*	W	at MIA	1-1	0-0	0-0	0	0	0	0
11/28*	W	PHI	5-3	0-0	0-0	0	0	0	0
12/5*	W	at DET	0-0	0-0	0-0	0	0	0	0
12/12*	L	NE	2-2	0-0	0-0	0	0	0	0
12/20*	W	at MIN	0-0	0-0	0-0	1	0	0	0
12/26*	W	NYJ	5-4	0-0	0-0	0	1	0	0
1/2*	L	at GB	4-2	0-0	0-0	1	0	0	0
Totals	9-5		66-41	0-0	1-39	9	1	1	2

POSTSEASON

1/16*	W	SEA	5-3	0-0	0-0	2	0	0	0
1/23*	L	GB	5-4	0-0	0-0	0	0	0	0
Totals	1-1		10-7	0-0	0-0	2	0	0	0


2011 CHICAGO BEARS

Date	W/L	Opp.	Tkls-S	Sk-YL	INT-Yds	PD	FF	FR	TFL
9/11*	W	ATL	8-7	0-0	0-0	0	0	0	0
9/18*	L	at NO	9-7	0-0	0-0	1	0	0	2
9/25*	L	GB	8-6	0-0	0-0	1	0	0	0
10/2*	W	CAR	2-2	0-0	0-0	2	0	0	0
10/10*	L	at DET	5-5	0-0	0-0	0	0	0	0
10/16*	W	MIN	4-3	0-0	0-0	0	0	0	0
10/23*	W	at TB	3-3	0-0	0-0	0	0	0	0
11/7*	W	at PHI	3-3	0-0	0-0	1	0	0	0
11/13*	W	DET	10-9	0-0	1-1	1	1	1	0
11/20*	W	SD	4-4	0-0	0-0	0	0	0	0
11/27*	L	at OAK	3-3	0-0	0-0	3	0	0	0
12/4*	L	KC	4-4	0-0	0-0	0	0	0	1
12/11*	L	at DEN	5-5	0-0	0-0	0	0	0	0
12/18*	L	SEA	2-2	0-0	0-0	0	0	0	0
12/25	L	at GB	0-0	0-0	0-0	0	0	0	0
1/1*	W	at MIN	6-6	0-0	1-1	1	0	0	1
Totals	8-7		87-62	0-0	2-2	8	1	1	4

2012 CHICAGO BEARS

Date	W/L	Opp.	Tkls-S	Sk-YL	INT-Yds	PD	FF	FR	TFL
9/9*	W	Ind	4-2	0-0	2-28	2	0	0	0
9/13*	L	at GB	5-4	0-0	1-20	1	0	0	1
9/23*	W	STL	3-2	0-0	1-(-11)	3	0	0	0
10/1*	W	at DAL	6-4	0-0	0-0	0	0	0	0
10/7*	W	at JAX	6-6	0-0	0-0	3	0	0	0
10/22*	W	DET	11-7	0-0	0-0	0	0	0	0
10/28*	W	CAR	8-8	0-0	2-27	1	0	0	0
11/4*	W	at TEN	3-3	0-0	0-0	2	0	0	0
11/11*	L	HOU	3-2	0-0	2-10	1	0	0	0
11/19*	L	at SF	5-4	0-0	0-0	0	0	0	0
11/25*	W	MIN	6-5	0-0	0-0	1	0	0	0
12/2*	L	SEA	0-0	0-0	0-0	1	0	0	0
<i>Inactive Weeks 14-15 due to injury</i>									
12/23*	W	at ARZ	6-4	0-0	0-0	0	0	0	0
12/30*	W	at DET	2-2	0-0	1-31	1	0	0	0
Totals	10-4		68-53	0	9-105	16	0	0	0

*Denotes Game Started



65 PATRICK MANNELLY

Ht: 6-5

Age: 38

Bears Season: 16

Acquired: 6th round of the 1998 draft

Wt: 265

College: Duke

NFL Season: 16

LONG SNAPPER

PRO CAREER: Enters franchise record 16th season in Chicago as the Bears all-time leader in games played (231)... 231 games played are the most among active NFL players with their current team... Only player from 1998 NFL Draft class still currently active with team that originally selected him... Has handled the snapping duties in all but nine games during his NFL career... Bears special teams captain for last 5 seasons (2008-12)... Contributed to Bears setting an NFL record for most consecutive unblocked punts (920) and games without a blocked punt (180) that covered 13 years and was snapped in 2003... Snapped every punt and kick (PAT and FG) attempt for Chicago from 1998-2000, 2003-10 and 2012... Has played in all 16 games 12 times in his career while pulling the trigger on 2,156-of-2,232 long-snap attempts during that time... One of the league's top coverage long snappers, notching 80 career special teams tackles, third-most by a Bear since 1995, trailing Adrian Peterson (110) and Corey Graham (104).

CAREER TRANSACTIONS: Entered NFL as a sixth-round selection (189th overall) by Chicago in the 1998 NFL Draft... Signed 6-year contract extension with Bears (2/14/05)... Signed 2-year extension (12/27/10)... Signed 1-year extension (12/24/12). **SIGNED through 2013**

2012 SEASON: During his franchise record 15th season with the Bears, handled long snapping duties in all 16 games, while being named special teams captain for fifth consecutive season... Collected 2 special teams tackles. **GAMES PLAYED-STARTED: 16-0**

PREVIOUS SEASONS: 2011 - Handled long snapping duties in 10 games, while being named special teams captain for fourth consecutive season... Collected 1 special teams tackles... Helped P Adam Podlesh set franchise record in net punting average (40.4) and K Robbie Gould to third best FG mark in franchise history (87.5, 28-of-32). **2010** - Special teams captain played in all 16 games for the eighth consecutive year... Tallied 4 special teams tackles. **2009** - Played in all 16 games and was once again Chicago's special teams captain... Helped K Robbie Gould connect on 24-of-28 FG attempts (85.7 percent)... Credited with 2 special teams tackles. **2008** - Saw action in all 16 games and was named Chicago's special teams captain... Bears K Robbie Gould posted the most accurate season in Bears history, connecting on 26-of-29 field goals (89.7%)... Also played a part in P Brad Maynard's NFL-leading 40 punts inside-the-20... Notched 1 special teams tackle. **2007** - Handled the long snapping duties in all 16 games... With his help, kicking game tied for first in the NFC and 2nd in the NFL with 31 field goals made and ranked 4th in the NFC and 7th in the NFL with 126 kicking points... Credited with 4 special teams tackles. **2006** - Competed in all 16 regular season contests and all 3 postseason games as the Bears long snapper... Helped Chicago to 143 kicking points in 2006 (32 field goals, 47 PATs), tops in the NFL... Assisted on 3 special teams tackles during the regular season... Added 2 special teams tackles in the playoffs. **2005** - Played all 16 regular season games and the Divisional Playoff, finishing the year with 5 special teams tackles. **2004** - Snapped every punt and kick attempt in all 16 games while tying for 5th on the team with career-high tying 11 special teams tackles... Tied career-high with 3 special teams tackles vs. PHI (10/3). **2003** - Performed as Chicago's long snapper in all 16 games and posted 1 special teams tackle... Recovered fumble on special teams in season opener at SF (9/7). **2002** - Served as Chicago's long snapper in 14 games, missing 2 contests due to injury, and ranked 6th on the team by equaling a career-high with 11 special teams tackles... Snapped all punt and kick attempts during Games 1-5 and 8-16; Inactive Games 6-7 due to knee injury suffered during bye-week practice... Tied career-high with 3 special teams tackles at BUF (9/29)... Inactive at DET (10/20) and at MIN (10/27) due to knee injury... Returned to lineup vs. PHI (11/3) and equaled career-high with 3 special teams tackles... Recorded 2 special teams tackles vs. NE (11/20). **2001** - Handled long snapping duties in 15 contests, missing first career game and ending his 51-game streak of snapping every Bears punt and kick attempt... Tied career-high

with 3 special teams tackles vs. MIN (9/23) in his 50th NFL game... Suffered sprained ankle during the week leading up to game vs. ARZ (10/14) causing him to be inactive for the first time in his career... Returned to action at CIN (10/21)... Made postseason debut in Divisional Playoff vs. PHI (1/19/02). **2000** - Snapped every punt and kick attempt in all 16 games for the third consecutive year as the Bears did not have a single punt or kick blocked... Ranked 10th on team with 6 special teams tackles. **1999** - Snapped every punt and kick attempt in all 16 games while tying for 6th on the team with 8 special teams tackles... Set career-high with 3 special teams tackles at STL (12/26). **1998** - One of 4 rookies to play all 16 games for Chicago during the season, snapping every punt and kick attempt... Tied for 6th on team with career-high equaling 11 special teams tackles... Made NFL debut vs. JAX (9/6).

COLLEGE: Spent 5 years as the long snapper at Duke (1993-97) while starting on the offensive line for the last 2... Performed steadily at LT in 1997 as a fifth-year senior... Took a medical redshirt due to infected lymph nodes after playing 1 game during his senior season in which he was projected as a pre-season all-ACC selection... Established himself as one of ACC's best blockers while starting all 11 games at LG as a junior... Played all 12 games as long snapper and reserve DE as a sophomore, but switched to O-Line following the team's Hall of Fame Bowl appearance... Team's long snapper for all 11 games as a true freshman... Majored in history.

PERSONAL: Atlanta area lineman-of-the-year at Marist High School (Marietta, GA) where he earned 3 letters in football and 2 in basketball... Played in Georgia-Florida all-star game... Began his instruction in the art of long-snapping at the age of 13 from veteran NFL coach and family friend Rod Dowhower (then of the Atlanta Falcons) whose son also attended Marist... Created personal website - www.longsnapper.com - to provide personal information on himself and instruction on how to become a successful long snapper... The youngest of 2 sons of Jay and Patty... Brother, Bernard, played football at Notre Dame from 1988-92... He and wife, Tamara, the daughter of former Major League Baseball pitcher Tommy John, have 1 daughter, Tyler... State spokesman for American Lung Association's Athletes and Asthma program.

PATRICK MANNELLY'S NFL STATISTICS

REGULAR SEASON

GAMES PLAYED-STARTED - 231-0: 1998 (16-0); 1999 (16-0); 2000 (16-0); 2001 (15-0); 2002 (14-0); 2003 (16-0); 2004 (16-0); 2005 (16-0); 2006 (16-0); 2007 (16-0); 2008 (16-0); 2009 (16-0); 2010 (16-0); 2011 (10-0); 2012 (16-0).

Special Teams Tackles -- 80: 1998 (11); 1999 (8); 2000 (6); 2001 (9); 2002 (11); 2003 (1); 2004 (11); 2005 (5); 2006 (3); 2007 (4); 2008 (1); 2009 (3); 2010 (4); 2011 (1); 2012 (2).

POSTSEASON

GAMES PLAYED-STARTED - 7-0: 2001 (1-0); 2005 (1-0); 2006 (3-0); 2010 (2-0).


1,000-YARD RECEIVERS

In 2012, WR Brandon Marshall set a franchise single-season record with 1,508 receiving yards. It was the 12th 1,000-yard receiving season in Bears history and the first since Marty Booker's 1,189 in 2002.

CHICAGO BEARS 1,000-YARD RECEIVING SEASONS

Receiving			Receiving			Receiving		
Player	Season	Yards	Player	Season	Yards	Player	Season	Yards
1. Brandon Marshall	2012	1,508	6. Harlon Hill	1956	1,128	11. Curtis Conway	1995	1,037
2. Marcus Robinson	1999	1,400	7. Harlon Hill	1954	1,124	12. Dick Gordon	1970	1,026
3. Jeff Graham	1995	1,301	8. Mike Ditka	1961	1,076			
4. Johnny Morris	1964	1,200	9. Marty Booker	2001	1,071			
5. Marty Booker	2002	1,189	10. Curtis Conway	1996	1,049			

Number of 1,000-yard receiving seasons: Marty Booker-2, (2001 & '02); Curtis Conway-2, (1995 & '96); Harlon Hill-2, (1954 & '56); Mike Ditka-1, (1961); Dick Gordon-1, (1970); Jeff Graham-1, (1995); Brandon Marshall-1, (2012); Johnny Morris-1, (1964); Marcus Robinson-1, (1999).



15 BRANDON MARSHALL

Ht: 6-4**Age:** 29**Bears Season:** 2**Acquired:** Trade with MIA in 2012**Wt:** 230**College:** Central Florida**NFL Season:** 8

WIDE RECEIVER

PRO CAREER: A four-time Pro Bowler (2008, 2009, 2011 and 2012) and 2012 *Associated Press* All-Pro who has hauled in 612 receptions for 7,755 yards (12.7 ypc) with 45 touchdowns in seven seasons with the Denver Broncos (2006-2009), Miami Dolphins (2010-11) and Chicago Bears (2012)... In his first year in Chicago, set franchise single-season records in receptions (118) and receiving yards (1,508) to go along with a career-high 11 touchdown catches, en route to fourth-career Pro Bowl selection and first All-Pro nod... His 612 career receptions are fourth in the NFL since 2006 and his 7,755 receiving yards are seventh... One of just two players in the NFL (Roddy White) to have over 1,000 yards receiving in each of the last six years (2007-12)... One of three players in the NFL (Wes Welker and White) to have 80-plus receptions in each of the last six seasons... Four seasons with 100-plus receptions (2007-09 and 2012) ranks tied for second in NFL history with Marvin Harrison, Andre Johnson, Jerry Rice and Reggie Wayne, trailing Welker's five such seasons... First player in NFL history with 100-reception season with two different teams (Denver and Chicago)... One of five players in NFL history with 1,000-receiving yard season with three different teams (Irving Fryar, Tony Martin, Randy Moss and Terrell Owens)... 1,325 receiving yards in 2007 rank fifth in Broncos single-season history and 1,265 in 2008 are seventh... Holds three of Broncos top-five marks for single-season receptions with 104 in 2008 (second), 102 in 2007 (third) and 101 in 2009 (tied for fourth)... 1,214 receiving yards in 2011 rank fifth in Dolphins single-season annals... Owns two of Dolphins top-five single-season receptions marks with 86 in 2010 (tied for second) and 81 in 2009 (fifth)... Set an NFL single-game record with 21 receptions at IND (12/13/09)... Set an NFL record for catches (55) in a five-game period (12/9/07 - 9/14/08)... 26 games of 100 or more receiving yards (10 in Denver, 9 in Miami and 7 in Chicago)... Has had at least one reception in his last 99 consecutive games... Set Pro Bowl record with four touchdown catches to go along with 176 receiving yards on six receptions, en route to being named Pro Bowl MVP following 2011 season.

HONORS AND AWARDS: 2012 - Pro Bowl; All-Pro (AP & PFW/PFWA). 2011 - Pro Bowl (MVP). 2009 - Pro Bowl; Second-Team All-Pro (*Sporting News*); AFC Offensive Player of the Week (Week 14). 2008 - Pro Bowl; AFC Offensive Player of the Week (Week 2).

CAREER TRANSACTIONS: Entered NFL as a fourth-round selection (119th overall) by Denver in the 2006 NFL Draft... Resigned by Broncos to 1-year deal (4/13/10)... Traded by Broncos to Dolphins (4/14/10)... Signed 4-year extension with Dolphins (4/14/10)... Traded by Dolphins to Bears (3/13/12). **SIGNED through 2014**

2012 SEASON: Set Bears single-season records for receiving yards (1,508) and receptions (118), while being named to fourth career Pro Bowl and first-team All-Pro by *Associated Press* and *Pro Football Weekly*/Pro Football Writers Association... Receiving yards and receptions were both career-highs... Added career-high 11 touchdown receptions, which rank tied for sixth most in Bears single-season history... Had seven 100-yard receiving games, tied for most in Bears single-season annals with Harlon Hill (1954) and Jeff Graham (1995)... Third in the NFL in receiving yards, tied for second in the league in receptions and tied for fourth in TD catches... First player in franchise history with 150-plus receiving yards in back-to-back contests (165 in Week 13 vs. SEA and 160 in Week 14 at MIN). **GAMES PLAYED-STARTED: 16-16**

PREVIOUS SEASONS: 2011 - Led Dolphins with 81 receptions for 1,214 receiving yards (10.0 ypc) with six touchdowns while starting all 16 contests... 81 receptions ranked tied for 10th in NFL and tied for third in AFC... 1,214 receiving yards ranked 10th in the NFL and third in the AFC... Led the team in receptions ten times and in reception yardage 12 times... Posted five 100-yard receiving games... Added a 13-yard run. 2010 - Finished first on the Dolphins in receptions (86) and in receiving yardage (1,014 yards) with three touchdowns... Ranked tied for second in the AFC and tied for sixth in the NFL in receptions

and was seventh in the AFC in reception yardage... Posted four 100-yard receiving games... Led the Dolphins in receptions nine times and in receiving yardage eight times... Started 14 games and was inactive twice vs. CLE (12/5) and at OAK (11/28) due to a hamstring injury. **2009** - Tied for third in the NFL with 101 receptions, ranked 14th with 1,120 receiving yards and tied for seventh with 10 touchdown catches... Posted three 100-yard receiving games... Added 39 rushing yards on seven carries... Appeared in 15 games with 13 starts; Inactive vs. KC (1/3). **2008** - Started all 15 games for Denver in which he appeared, finishing third in the NFL in receptions (104) and seventh in receiving yards (1,265) along with six touchdown catches... Posted three 100-yard receiving games... Suspended by the NFL for the season opener at OAK (9/8). **2007** - Started all 16 games and finished fifth in the NFL in receptions (102 receptions) and sixth in receiving yards (1,325) with seven touchdown catches... 102 receptions marked the third most by a second-year player in NFL history... Posted four 100-yard receiving games... Added career-high 57 rushing yards on five carries. **2006** - Saw action in 15 games including one start, totaling 20 catches for 309 yards (15.5 avg) with two touchdowns... Rushed twice for 12 yards and contributed six special-teams stops... Inactive for the season opener at STL with knee injury.

COLLEGE: Started 21 career games at wide receiver for the University of Central Florida (2002-05) and added seven starts at safety for the school during his junior year... Played 44 career games at UCF, posting 112 receptions for 1,674 yards (14.9 avg.) with 13 touchdowns... Recorded 52 tackles (31 solo), one interception, 0.5 sacks, two pass breakups and one forced fumble defensively as a member of the Golden Knights defense... Led UCF with career highs in receptions (74), receiving yards (1,195, which ranks second in school history) and receiving touchdowns (11) in 13 games (12 starts) as a senior to earn second-team all-Conference USA honors.

PERSONAL: Prepped at Lake Howell High School (Winter Park, FL) where he was an all-state selection and named Seminole County utility player-of-the-year... Accounted for 1,506 yards of total offense as a senior, gaining 1,056 yards through the air and 450 on the ground... Threw 11 touchdowns and also scored four defensively (two interception returns and two fumble returns)... Named MVP of the all-Central Florida game... Lettered in basketball and track three times... Won the Class 3A state triple-jump championship with a jump of 48-feet, six-and-three-quarter inches as a senior... Had another 48-foot jump to win the triple jump at the Golden South track and field event... Started a foundation to educate and advocate for borderline personality disorder (projectborderline.com)... Hosts youth football camps geared to help kids develop individual and team football skills along with life skills... Majored in liberal studies at Central Florida... Married to wife, Michi.

BRANDON MARSHALL'S NFL STATISTICS

REGULAR SEASON

Year	Team	GP-GS	Rec	Yds	Avg	Lg	TD	Rush	Yds	Avg	Lg	TD	STT
2006	Denver	15 - 1	20	309	15.5	71t	2	2	12	6.0	6	0	6
2007	Denver	16 - 16	102	1,325	13.0	68t	7	5	57	11.4	24	0	0
2008	Denver	15 - 15	104	1,265	12.2	47	6	2	-4	-2.0	7	0	0
2009	Denver	15 - 13	101	1,120	11.1	75t	10	7	39	5.6	14	0	0
2010	Miami	14 - 14	86	1,014	11.8	46	3	2	3	1.5	4	0	0
2011	Miami	16 - 16	81	1,214	15.0	65t	6	1	13	13.0	13	0	0
2012	Chicago	16 - 16	118	1,508	12.8	56	11	1	-2	-2.0	-2	0	0
NFL Totals		107 - 91	612	7,755	12.7	75t	45	20	118	5.9	24	0	6

ADDITIONAL STATS: Passing: Career (0 for 1, 2 sacks for 9 yards).

SEASON / CAREER / PLAYOFF HIGHS

	2012	Career	Playoff
Receptions	12, two times.....	21, at IND (12/13/09).....	None
Receiving Yards	165, vs. SEA (12/2).....	200, at IND (12/13/09).....	None
Longest Reception	56, vs. SEA (12/2).....	75t, at WAS (11/15/09).....	None
Receiving TDs	3, at TEN (11/4).....	Same.....	None



CHICAGO BEARS PLAYERS

BRANDON MARSHALL'S GAME-BY-GAME OFFENSIVE STATS 43-48 Regular Season Starting Record (0-0 Postseason)

2006 DENVER BRONCOS

Date	W/L	Opp.	Rec	Yds	Avg	Long	TD
9/17	W	KC	0	0	-	-	0
9/24	W	at NE	0	0	-	-	0
10/9	W	BAL	0	0	-	-	0
10/15	W	OAK	0	0	-	-	0
10/22	W	at CLE	2	22	11.0	13	1
10/29	L	IND	0	0	-	-	0
11/5	W	at PIT	0	0	-	-	0
11/12	W	at OAK	0	0	-	-	0
11/19	L	SD	1	33	33.0	33	0
11/23	L	at KC	3	21	7.0	9	0
12/3	L	SEA	1	71	71.0	71	1
12/10	L	at SD	2	19	9.5	13	0
12/17	W	at ARZ	5	58	11.6	17	0
12/24*	W	CIN	4	65	16.3	36	0
12/31	L	SF	2	20	10.0	19	0
Totals	1-0		20	309	15.5	71	2

2007 DENVER BRONCOS

Date	W/L	Opp.	Rec	Yds	Avg	Long	TD
9/9*	W	at BUF	5	52	10.4	19	1
9/16*	W	OAK	5	82	16.4	22	0
9/23*	L	JAX	7	133	19.0	49	0
9/30*	L	at IND	3	23	7.7	12	1
10/7*	L	SD	7	72	10.3	26	0
10/21*	W	PIT	6	77	12.8	22	0
10/29*	L	GB	3	74	24.7	35	0
11/4*	L	at DET	9	96	10.7	16	0
11/11*	W	at KC	6	85	14.2	38	0
11/19*	W	TEN	4	56	14.0	41	1
11/25*	L	at CHI	4	97	24.3	68	1
12/2*	L	at OAK	6	67	11.2	32	0
12/9*	W	KC	10	115	11.5	22	2
12/13*	L	at HOU	11	107	9.7	17	0
12/24*	L	at SD	6	75	12.5	27	0
12/30*	W	MIN	10	114	11.4	17	1
Totals	7-9		102	1,325	13.0	68	7

2008 DENVER BRONCOS

Date	W/L	Opp.	Rec	Yds	Avg	Long	TD
9/14*	W	SD	18	166	9.2	34	1
9/21*	W	NO	6	155	25.8	35	1
9/28*	L	at KC	7	77	11.0	21	1
10/5*	W	TB	3	25	8.3	13	0
10/12*	L	JAX	9	98	10.9	21	0
10/20*	L	at NE	6	77	12.8	20	0
11/2*	L	MIA	2	27	13.5	14	0
11/6*	W	at CLE	6	89	14.8	34	1
11/16*	W	at ATL	6	89	14.8	47	0
11/23*	L	OAK	4	84	21.0	32	0
11/30*	W	at NYJ	5	55	11.0	20	0
12/7*	W	KC	11	91	8.3	21	2
12/14*	L	at CAR	5	48	9.6	19	0
12/21*	L	BUF	10	129	12.9	24	0
12/28*	L	at SD	6	55	9.2	17	0
Totals	7-8		104	1,265	12.2	47	6

2009 DENVER BRONCOS

Date	W/L	Opp.	Rec	Yds	Avg	Long	TD
9/13	W	at CIN	4	27	6.8	9	0
9/20*	W	CLE	3	34	11.3	25	0
9/27	W	at OAK	5	67	13.4	23	1
10/4*	W	DAL	4	91	22.8	51	1
10/11*	W	NE	8	64	8	13	2
10/19*	W	at SD	5	49	9.8	15	0
11/1*	L	at BAL	4	24	6	9	0
11/9*	L	PIT	11	112	10.2	18	0
11/15*	L	at WAS	5	134	26.8	75	2
11/22*	L	SD	3	26	8.7	22	0
11/26*	W	NYG	6	86	14.3	33	0
12/6*	W	at KC	7	94	13.4	49	1
12/13*	L	at IND	21	200	9.5	23	2
12/20*	L	OAK	7	73	10.4	24	1
12/27*	L	at PHI	8	39	4.9	9	0
Totals	6-7		101	1,120	11.1	75	10

2010 MIAMI DOLPHINS

Date	W/L	Opp.	Rec	Yds	Avg	Long	TD
9/12*	W	at BUF	8	53	6.6	13	0
9/19*	W	at MIN	4	71	17.8	46	0
9/26*	L	NYJ	10	166	16.6	40	1
10/4*	L	NE	5	50	10.0	19	0
10/17*	W	at GB	10	127	12.7	23	0
10/24*	L	PIT	5	57	11.4	19	0
10/31*	W	at CIN	5	64	12.8	25	0
11/7*	L	at BAL	5	30	6.0	21	0
11/14*	W	TEN	3	34	11.3	16	0
11/18*	L	CHI	3	41	13.7	18	0
12/12*	W	at NYJ	2	16	8.0	10	1
12/19*	L	BUF	11	106	9.6	16	1
12/26*	L	DET	10	102	10.2	14	0
1/2*	L	at NE	5	97	19.4	35	0
Totals	6-8		86	1,014	11.8	46	3

2011 MIAMI DOLPHINS

Date	W/L	Opp.	Rec	Yds	Avg	Long	TD
9/12*	L	NE	7	139	19.9	31	0
9/18*	L	HOU	6	79	13.2	29	1
9/25*	L	at CLE	4	43	10.8	15	0
10/2*	L	at SD	5	52	10.4	14	0
10/17*	L	at NYJ	6	109	18.2	46	0
10/23*	L	DEN	6	61	10.2	16	0
10/30*	L	at NYG	4	55	13.8	20	0
11/6*	W	at KC	8	106	13.3	30	1
11/13*	W	WAS	7	98	14.0	26	0
11/20*	W	BUF	1	5	5.0	5	0
11/24*	L	at DAL	5	103	20.6	39	1
12/4*	W	OAK	4	60	15.0	38	0
12/11*	L	PHI	4	27	6.8	16	1
12/18*	W	at BUF	3	84	28.0	65	1
12/24*	L	at NE	6	143	23.8	47	1
1/1*	W	NYJ	5	50	10.0	19	0
Totals	6-10		81	1,214	15.0	65	6

2012 CHICAGO BEARS

Date	W/L	Opp.	Rec	Yds	Avg	Long	TD
9/9*	W	IND	9	119	13.2	24	1
9/13*	L	at GB	2	24	12.0	14	0
9/23*	W	STL	5	71	14.2	34	0
10/1*	W	at DAL	7	138	19.7	31	1
10/7*	W	at JAX	12	144	12.0	24	1
10/22*	W	DET	6	81	13.5	20	1
10/28*	W	CAR	9	98	10.9	18	0
11/4*	W	at TEN	9	122	13.6	39	3
11/11*	L	HOU	8	107	13.4	45	0
11/19*	L	at SF	2	21	10.5	13	1
11/25*	W	MIN	12	92	7.7	17	0
12/2*	L	SEA	10	165	16.5	56	0
12/9*	L	at MIN	10	160	16.0	39	1
12/16*	L	GB	6	56	9.3	15	1
12/23*	W	at ARZ	6	68	11.3	30	1
12/30*	W	at DET	5	42	8.4	19	0
Totals	10-6		118	1,508	12.8	56	11

*Denotes Game Started



94 TURK McBRIDE

Ht: 6-2

Wt: 278

Age: 28

College: Tennessee

Bears Season: 1

NFL Season: 7

Acquired: UFA in 2013 (NO)

DEFENSIVE END

PRO CAREER: Signed with Chicago in 2013 offseason after appearing in 66 games with 24 starts over six seasons with Kansas City (2007-08), Detroit (2009-10) and New Orleans (2011-12)... Produced 125 tackles (74 solo), 9.5 sacks, 2 pass defenses, 6 forced fumbles, 3 fumble recoveries and 5 special teams stops during NFL career... Started 13 career contests at LDE, 10 at RDE and 1 at LDT.

CAREER TRANSACTIONS: Selected in the second-round (54th overall) of the 2007 NFL Draft by the Kansas City Chiefs... Signed by Kansas City to a 4-year contract (7/25/07)... Waived by Kansas City (9/16/09)... Acquired off of waivers by Detroit (9/17/09)... Agreed to terms with New Orleans on a 1-year contract (8/1/11)... Re-signed by the Saints to a 1-year contract (3/23/12)... Signed a 1-year deal with the Chicago Bears (3/2013). **SIGNED THROUGH 2013**

2012 SEASON: Saw action in 7 games for the Saints, recording 5 tackles and 1 PBU... Played in Games 1, 7, 9-12 and 16... Inactive games 2-6 due to ankle injury and also inactive games 8 and 13-15. **GAMES PLAYED-STARTED: 7-0**

PREVIOUS SEASONS: 2011 - Appeared in 8 games with 2 starts in New Orleans and finished with 10 tackles (2 solo), 2 sacks, 1 pass defense and 1 forced fumble... Started at LDE in first 2 contests of the season: 9/8 at Green Bay and 9/18 vs. Chicago... Missed 8 regular season games and both postseason contests due to an ankle injury. **2010** - Appeared in 15 games with 8 starts with Detroit, recording a career-high 5 sacks to go along with 33 tackles, 3 forced fumbles and 1 fumble recovery... Started 3 contests at LDE (Games 2 and 9-10) and 5 contests at RDE (Games 12-16). **2009** - Appeared in 11 games with 4 starts for Detroit... Recorded 23 tackles (13 solo), 1.5 sacks, 1 forced fumble and 4 special teams tackles... Started 2 contests at RDE (Games 5 and 9) and 2 at LDE (Games 6 and 8)... Inactive Games 2-4 and 14 while with Detroit after being claimed off of waivers (September 17)... Inactive in Game 1 for Kansas City before being waived by Chiefs on September 16. **2008** - Started all 9 games in which he played for Kansas City and amassed career-high 41 tackles (25 solo), 2 fumble recoveries and 1 forced fumble... His 9 starts were a career-high... Recorded a career-high 2 fumble recoveries vs. Tampa Bay on November 2... Posted a career-high 7 tackles vs. New Orleans on November 16. **2007** - Played in all 16 games with 1 start for Kansas City and finished with 13 tackles (10 solo), 1 sack, 1 pass defense and 1 special teams tackle... Made NFL debut on September 9 at Houston... Registered first career sack vs. Minnesota on September 23... Made first career start at LDT at Detroit on December 23.

COLLEGE: Closed out his Tennessee career having played in 43 games (17 starts), recording 121 tackles (73 solo), 6.5 sacks (42 yards), 20.5 tackles for a loss, 2 fumble recoveries, 3 forced fumbles and 3 pass defenses... Started all 13 games as a senior in 2006 and totaled 68 tackles (42 solo), 1 sack, 1 forced fumble and 1 pass defense... Named first-team all-Southeastern Conference by the *Associated Press*... Saw action in 13 games (four starts) at both DT and DE as a sophomore in 2004, recording 36 tackles (22 solo), 3 sacks (113 yards), 1 pass defense, 2 fumble recoveries and 2 forced fumbles... Majored in sociology.

PERSONAL: Earned Parade All-America honors as a senior at Woodrow Wilson High School (Camden, NJ)... Four-year starter at WR and two-year starter at DE...As a senior named all-state, all-area, all-conference and all-South Jersey, recording 67 tackles, 16 sacks, 1 interception, 4 fumble recoveries, 4 forced fumbles and 4 blocked punts... Tallied 60 tackles, 13 sacks, 3 fumble recoveries, 2 returned for touchdowns, as well as 4 blocked field goals in his junior campaign, also posting 24 catches for 486 yards and 9 touchdowns... Competed in track and field in shot put, discus and 100 meters.

McBRIDE'S NFL STATISTICS

REGULAR SEASON

Year	Team	GP	GS	Tackles					Interceptions					Fumbles			Misc.	
				Tot	S	A	Sk	Yds	No	Yds	Lg	TD	PD	FF	FR	Yds	TFL	STT
2007	Kansas City	16	1	13	10	3	1.0	0.0	0	0	0	0	1	0	0	0	n/a	1
2008	Kansas City	9	9	41	25	16	0.0	0.0	0	0	0	0	0	1	2	0	n/a	0
2009	Detroit	11	4	23	13	10	1.5	5.0	0	0	0	0	0	1	0	0	n/a	4
2010	Detroit	15	8	33	19	14	5.0	35.5	0	0	0	0	0	3	1	0	n/a	0
2011	New Orleans	8	2	10	2	8	2.0	10.0	0	0	0	0	0	1	0	0	n/a	0
2012	New Orleans	7	0	5	5	0	0.0	0.0	0	0	0	0	1	0	0	0	n/a	0
NFL Totals		66	24	125	74	51	9.5	50.5	0	0	0	0	2	6	3	0	n/a	5

SEASON / CAREER HIGHS

	2012	Career	Playoff
Tackles	2, at DEN (10/28).....	7, vs. NO (11/16/08)	None
Solos	2, at DEN (10/28).....	4, three times.....	None
Sacks	none.....	2, vs. GB (12/20/10)	None

MARSHALL LAW

In his first season in Chicago, Pro Bowl WR Brandon Marshall rewrote the Bears record books in most major receiving categories. Marshall established the Bears single-season record in receptions with 118 and receiving yards with 1,508. His 11 receiving touchdowns were tied for sixth in Bears single-season history while his seven games with 100-plus receiving yards were tied for most in single-season franchise history.

Marshall now has 612 receptions for 7,755 yards (12.7 ypc) and 45 touchdowns in seven NFL seasons.

Since joining the NFL in 2006, the four-time Pro Bowler ranks fourth in receptions and seventh in receiving yardage. Marshall and Atlanta's Roddy White are the only players in the NFL to have over 1,000 yards receiving in each season from 2007-12. Marshall, White and Denver's Wes Welker are the only receivers in the NFL to haul in 80-plus receptions in each of the last six seasons.

MOST RECEPTIONS IN THE NFL Since 2006

Player	Team(s)	G	Rec.	Yds.	Avg.	TDs
1. Wes Welker	MIA-NE	109	739	8,146	11.0	38
2. Reggie Wayne	IND	112	664	8,899	13.4	50
3. Jason Witten	DAL	112	618	6,864	11.1	31
4. Brandon Marshall	DEN-MIA-CHI	107	612	7,755	12.7	45
5. Andre Johnson	HOU	93	610	8,448	13.8	44

MOST RECEIVING YARDS IN THE NFL Since 2006

Player	Team(s)	G	Rec.	Yds.	Avg.	TDs
1. Reggie Wayne	IND	112	664	8,899	13.4	50
2. Andre Johnson	HOU	93	610	8,448	13.8	44
3. Roddy White	ATL	112	593	8,279	14.0	49
4. Larry Fitzgerald	ARZ	108	603	8,224	13.6	59
5. Wes Welker	MIA-NE	109	739	8,146	11.0	38
6. Calvin Johnson	DET	92	488	7,836	16.1	54
7. Brandon Marshall	DEN-MIA-CHI	107	612	7,755	12.7	45



99 SHEA McCLELLIN

Ht: 6-3

Wt: 260

Age: 23

College: Boise State

Bears Season: 2

NFL Season: 2

Acquired: 1st round of the 2012 draft

DEFENSIVE END

PRO CAREER: Appeared in 14 games during rookie season in 2012 recording 2.5 sacks, 2 TFLs and 7 tackles... Recorded first career sack at Green Bay on September 13, 2012.

CAREER TRANSACTIONS: Entered NFL as a first-round pick (19th overall) by Chicago in the 2012 NFL Draft... Signed by Bears to 4-year contract with 5th-year option (5/11/12). **SIGNED through 2016**

2012 SEASON: Recorded 2.5 sacks, 2 TFLs and 7 tackles during 14 contests... Registered first career sack during 1.5 sack performance in Week 2 at GB (9/13)... Missed Week 11 at SF (11/19) due to concussion sustained during opening minutes of Week 10 contest vs. HOU (11/11)... Missed Week 15 contest vs. GB due to knee injury. **GAMES PLAYED-STARTED: 14-0**

COLLEGE: Started 37-of-49 games played at Boise State (2008-11)... Totaled 130 tackles (64 solo), 20.5 sacks, 33.0 TFLs and 4 INTs with 2 defensive touchdowns... 2nd team All-American and 1st-team all-Mountain West as a senior... Named Boise State's defensive most-valuable-player in senior year and team's outstanding defensive lineman as a junior... 1st-team all-Western Athletic Conference as a junior.

PERSONAL: *Idaho Statesman* first-team all-state at RB and LB for Marsing (ID) High School... Named the Western Idaho Conference offensive player-of-the-year and defensive player-of-the-year... For the Huskies basketball team, the small forward averaged 16.7 points and 11.6 rebounds per game in 2006-07... On the baseball diamond, hit .453 with 21 runs batted in and 10 stolen bases as a junior.

SHEA McCLELLIN'S NFL STATISTICS

REGULAR SEASON

Year	Team	GP	GS	Tackles					Interceptions					Fumbles			Misc.	
				Tot	S	A	Sk	Yds	No	Yds	Lg	TD	PD	FF	FR	Yds	TFL	STT
2012	Chicago	14	0	7	3	4	2.5	11.5	0	0	0	0	0	0	0	0	2	0

SEASON / CAREER / PLAYOFF HIGHS

	2012	Career	Playoff
Tackles.....	2, vs. SEA (12/2)	Same	None
Solos.....	1, three times	Same	None
Sacks.....	1.5, vs. GB (9/13)	Same	None
Tackles For Loss	2, at GB (9/13)	Same	None



12

JOSH
McCOWN

Ht: 6-4

Age: 33

Bears Season: 3

Acquired: Waived free agent in 2011 (SF)

Wt: 213

College: Sam Houston State

NFL Season: 11

QUARTERBACK

PRO CAREER: Spent 10 seasons in the NFL between Arizona (2002-05), Detroit (2006), Oakland (2007), Miami (2008), Carolina (2008-09), San Francisco (2011) and Chicago (2011-12)... Has started 33 of 50 games played, completing 645 of 1,113 passing attempts (58.0 percent) for 6,998 yards, 37 TDs and 44 INTs for a 71.2 passer rating... Added 637 rushing yards and 3 TDs on 139 attempts (4.6 ypc)... Has 3 receptions for 10 yards (3.3 ypr).

CAREER TRANSACTIONS: Selected by Arizona in the third round (81st overall) of the 2002 NFL Draft... Signed as an unrestricted free agent by Detroit (3/20/06)... Traded by Detroit to Oakland in exchange for a 2007 fourth-round draft choice (4/28/07)... Signed as an unrestricted free agent by Miami (3/1/08)... Traded by Miami to Carolina in exchange for a 2009 seventh-round draft choice (8/30/08)... Placed on injured reserve with a left knee and left foot injury by Carolina (9/15/09)... Signed 1-year contract with San Francisco (8/17/11)... Cut by the 49ers (9/3/11)... Signed 1-year contract with Chicago (11/23/11)... Signed 1-year contract with Bears (3/19/12)... Released by Chicago (8/31/12)... Signed 1-year contract with Bears (11/13/12)... Signed 1-year contract with Chicago (3/29/13). **SIGNED through 2013**

2012 SEASON: On Bears active roster for final 7 weeks... DNP Game 10, inactive Games 11-16. **GAMES PLAYED-STARTED: 0-0**

PREVIOUS SEASONS: **2011** - Appeared in 3 games, making 2 starts for Chicago... Completed 35 of 55 pass attempts for a career-high 63.6 completion percentage... 414 passing yards with 2 TDs and 4 INTs... Added 68 rushing yards on 12 attempts (5.7 ypc). **2010** - Was declared a free agent in March but did not sign with an NFL team. **2009** - Saw action in 1 game with Carolina... Completed 1-of-6 passes for 2 yards. **2008** - Played in 2 regular season games for Carolina but did not have any passing attempts. **2007** - Started all 9 games he played in Oakland... Completed 111-of-190 passes for 1,151 yards and 10 touchdowns with 11 interceptions to generate a 69.4 quarterback rating... Carried 29 times for 143 yards. **2006** - Played in 2 games for Detroit, recording 2 catches for 15 yards from QB Jon Kitna against the Patriots (12/3). **2005** - Played in 9 games with 6 starts for Arizona... Completed 163-of-270 passes for 1,836 yards and 9 touchdowns with 11 interceptions to register a 74.9 quarterback rating... Gained 139 yards rushing on 29 carries. **2004** - Started 13 of the 14 games he played for Arizona... Completed 233-of-408 passes for 2,511 yards and 11 touchdowns with 10 interceptions to attain a 74.1 quarterback rating... Established career highs for games played, starts, attempts, completions, yards and touchdowns... Notched 112 yards rushing and 2 TDs on 36 attempts. **2003** - Played in 8 games with 3 starts for Arizona... Completed 95-of-166 passes for 1,018 yards and 5 TDs with 6 INTs to post a 70.3 quarterback rating... Rushed for a career-high 158 yards and 1 touchdown on 28 carries. **2002** - Played in 2 games... Completed 7-of-18 passes for 66 yards with no touchdowns and 2 INTs... Added 1 rush for 20 yards.

COLLEGE: Finished career at Sam Houston State after playing first three seasons at Southern Methodist... Between the two schools, combined to complete 599-of-1,093 passes for 7,503 yards and 59 touchdowns with 46 interceptions... Majored in history.

PERSONAL: Attended Jacksonville (Texas) High School... Younger brother, Luke, played quarterback at Louisiana Tech, was a fourth-round draft choice of Cleveland in 2004 and is now with the New Orleans Saints.

JOSH McCOWN'S NFL STATISTICS

REGULAR SEASON

Year	Team	GP-GS	Att	Cmp	Pct	Yds	Yds/Att	TD	Int	Lg	Sk-Yds	Rating
2002	Arizona	2-0	18	7	38.9	66	3.7	0	2	26	5-50	10.2
2003	Arizona	8-3	166	95	57.2	1018	6.1	5	6	60t	25-174	70.3
2004	Arizona	14-13	408	233	57.1	2511	6.2	11	10	48	31-263	74.1
2005	Arizona	9-6	270	163	60.4	1836	6.8	9	11	49	18-101	74.9
2006	Detroit	2-0	0	0	-	0	-	0	0	-	0-0	-
2007	Oakland	9-9	190	111	58.4	1151	6.1	10	11	46	14-92	69.4
2008	Carolina	2-0	0	0	-	0	-	0	0	-	0-0	-
2009	Carolina	1-0	6	1	16.7	2	0.3	0	0	2	1-6	39.6
2011	Chicago	3-2	55	35	63.6	414	7.5	2	4	49	7-43	68.3
2012	Chicago	0-0	0	0	-	0	-	0	0	-	0-0	-
NFL totals		50-33	1113	645	58.0	6,998	6.3	37	44	60t	101-729	71.2

Record as Starter: 13-20 (.394) - 2003 (1-2), 2004 (6-7) 2005 (3-3), 2007 (2-7), 2011 (1-1).

ADDITIONAL STATS: Receptions - 3 for 10 yards, long of 8: 2004 (1 for -5), 2005 (2 for 15, long of 8). **Fumbles-Lost -- (41-14):** 2002 (1-1), 2003 (10-2), 2004 (12-5), 2006 (0-0), 2007 (11-3), 2008 (0-0), 2009 (0-0), 2011 (2-0).

Year	Team	Rush	Yds	Avg	Lg	TD
2002	Arizona	1	20	20.0	20	0
2003	Arizona	28	158	5.6	16t	1
2004	Arizona	36	112	3.1	12	2
2005	Arizona	29	139	4.8	12	0
2006	Detroit	0	0	-	-	0
2007	Oakland	29	143	4.9	24	0
2008	Carolina	4	-3	-0.8	0	0
2011	Chicago	12	68	5.7	28	0
NFL totals		139	637	4.6	28	3

SEASON / CAREER / PLAYOFF HIGHS

	2012	Career	Playoff
Attempts	None.....	46, two times.....	None
Completions	None.....	32, vs. SF (10/2/05).....	None
Passing Yards	None.....	398, vs. CAR (10/9/05).....	None
TD Passes	None.....	3, three times.....	None
Interceptions	None.....	3, three times.....	None
Longest Completion	None.....	60t, at SEA (12/21/03).....	None

JOSH McCOWN'S GAME-BY-GAME PASSING 13-21 Regular Season Starting Record (0-0 Postseason Record)

2002 ARIZONA CARDINALS

Date	W/L	Opp.	Att	Cmp	Yds	Pct.	TD	INT	Lg	Sk/Lst	Rtg
12/1	L	at KC	12	4	45	33.3	0	1	26	3/27	10.8
12/29	L	at DEN	6	3	21	50.0	0	1	8	2/23	18.8
Totals	0-0		18	7	66	38.9	0	2	26	5/50	10.2

2003 ARIZONA CARDINALS

Date	W/L	Opp.	Att	Cmp	Yds	Pct.	TD	INT	Lg	Sk/Lst	Rtg
9/14	L	SEA	32	18	150	56.3	0	2	14	2/12	42.4
9/28	L	at STL	4	3	47	75.0	0	0	31	0/0	113.5
11/16	L	at CLE	11	4	31	36.4	0	2	12	0/0	5.3
11/23	L	STL	1	0	0	0.0	0	0	-	0/0	39.6
12/7	L	at SF	20	11	120	55.0	2	0	35	2/13	106.3
12/14*	L	CAR	25	14	172	56.0	0	1	24	5/26	60.8
12/21*	L	at SEA	40	25	274	62.5	1	0	60t	8/54	91.0
12/28*	W	MIN	33	20	224	60.6	2	1	37	8/69	88.4
Totals	1-2		166	95	1,018	57.2	5	6	60t	25/174	70.3



CHICAGO BEARS PLAYERS

McCOWN

2004 ARIZONA CARDINALS

Date	W/L	Opp.	Att	Cmp	Yds	Pct.	TD	INT	Lg	Sk/Lst	Rtg
9/12*	L	at STL	29	18	181	62.1	0	0	37	2/24	79.8
9/19*	L	NE	29	13	160	44.8	0	2	42	5/43	33.7
9/26*	L	at ATL	26	20	198	76.9	0	0	33	5/53	97.9
10/3*	W	NO	18	12	157	66.7	0	0	29	2/16	94.0
10/10*	L	at SF	34	19	231	55.9	3	1	35	2/14	94.1
10/24*	W	SEA	36	22	212	61.1	1	1	39	2/16	75.2
10/31*	L	at BUF	24	9	101	37.5	1	0	28t	3/16	64.8
11/7*	W	at MIA	31	18	162	58.1	1	0	48	1/13	83.0
11/14*	W	NYG	24	12	90	50.0	0	0	16	2/16	59.4
11/28	L	NYJ	10	5	62	50.0	0	2	18	0/0	30.0
12/12*	L	SF	44	26	307	59.1	0	1	40	1/8	70.9
12/19*	W	STL	34	22	287	64.7	2	0	36	2/16	110.8
12/26*	L	at SEA	33	21	248	63.6	3	2	31t	4/28	91.5
1/2*	W	TB	36	16	115	44.4	0	1	16	0/0	40.9
Totals	6-7		408	233	2,511	57.1	11	10	48	31/263	74.1

2005 ARIZONA CARDINALS

Date	W/L	Opp.	Att	Cmp	Yds	Pct.	TD	INT	Lg	Sk/Lst	Rtg
9/11	L	at NYG	10	5	52	50.0	0	1	19	0/0	25.8
9/25	L	at SEA	23	10	97	43.5	0	1	24	2/17	37.8
10/2*	W	SF	46	32	385	69.6	2	0	41	3/19	109.4
10/9*	L	CAR	46	29	398	63.0	2	3	49	1/2	78.0
10/23*	W	TEN	28	12	140	42.9	1	1	34t	4/22	55.7
10/30*	L	at DAL	33	16	161	48.5	1	2	44t	3/19	47.7
12/18	L	at HOU	4	1	12	25.0	0	1	12	0/0	0.0
12/24*	W	PHI	38	27	294	71.1	2	1	45	2/9	100.1
1/1*	L	at IND	42	31	297	73.8	1	1	25t	3/13	91.1
Totals	3-3		270	163	1,836	60.4	9	11	49	18/101	74.9

2006 DETROIT LIONS

Date	W/L	Opp.	Att	Cmp	Yds	Pct.	TD	INT	Lg	Sk/Lst	Rtg
11/19	L	at ARZ	0	0	0	-	0	0	-	0/0	-
12/3	L	at NE	0	0	0	-	0	0	-	0/0	-

2007 OAKLAND RAIDERS

Date	W/L	Opp.	Att	Cmp	Yds	Pct.	TD	INT	Lg	Sk/Lst	Rtg
9/9*	L	DET	40	30	313	75.0	2	2	42	3/30	93.0
9/16*	L	at DEN	16	8	73	50.0	1	3	46t	4/20	44.0
9/23*	W	CLE	12	6	108	50.0	1	0	41t	1/5	109.0
11/4*	L	HOU	27	13	158	48.1	1	3	32	1/1	39.4
11/11*	L	CHI	27	14	108	51.9	0	1	14	3/22	46.5
12/2*	W	DEN	21	14	141	66.7	3	0	26	0/0	125.2
12/9*	L	at GB	15	7	110	46.7	1	2	29	0/0	54.2
12/16*	L	IND	24	13	94	54.2	1	0	12	0/0	77.4
12/23*	L	at JAX	8	6	46	75	0	0	11	2/14	88.5
Totals	2-7		190	111	1,151	58.4	10	11	46t	14/92	69.4

2008 CAROLINA PANTHERS


Date	W/L	Opp.	Att	Cmp	Yds	Pct.	TD	INT	Lg	Sk/Lst	Rtg
9/28	W	ATL	0	0	0	-	0	0	-	0/0	-
10/5	W	KC	0	0	0	-	0	0	-	0/0	-

2009 CAROLINA PANTHERS

Date	W/L	Opp.	Att	Cmp	Yds	Pct.	TD	INT	Lg	Sk/Lst	Rtg
9/13	L	PHI	6	1	2	16.7	0	0	2	1/6	39.6

2011 CHICAGO BEARS

Date	W/L	Opp.	Att	Cmp	Yds	Pct.	TD	INT	Lg	Sk/Lst	Rtg
12/18	L	SEA	2	1	12	50.0	0	1	12	0/0	29.2
12/25*	L	at GB	28	19	242	67.9	1	2	49	0/0	76.8
1/1*	W	at MIN	25	15	160	60.0	1	1	22t	7/43	75.4
Totals	1-2		55	35	414	63.6	2	4	49	7/43	68.3



27 SHERRICK McMANIS

Ht: 6-1

Wt: 193

Age: 25

College: Northwestern

Bears Season: 2

NFL Season: 4

Acquired: Trade with HOU in 2012

CORNERBACK

PRO CAREER: Has appeared in 35 games over three seasons with Houston (2010-11) and Chicago (2012), tallying 26 special teams tackles and 11 kickoff returns for 230 yards (20.9 ypr)... Added 2 tackles (1 solo), 1 INT, 1 PBU, 1 FF and 1 FR.

HONOR AND AWARDS: 2012 - NFC Special Teams Player of the Week (11/15/12).

CAREER TRANSACTIONS: Selected by the Houston Texans in the fifth round (144th overall) of the 2010 NFL Draft (5/28/10)... Traded to the Chicago Bears (8/31/12). **SIGNED THROUGH 2013**

2012 SEASON: Compiled 10 special teams tackles in 12 games played... Helped the Bears set a franchise record in punt coverage allowing 3.4 ypr... Recovered 1 fumble... Named NFC Special Teams Player of the Week after blocking a punt week 9 at TEN (11/4/12), which was returned for a Bears touchdown... Placed on IR with a knee injury 12/11. **GAMES PLAYED-STARTED: 12-0**

PREVIOUS SEASONS: 2011 - Recorded 5 special teams tackles in 9 games played... Returned 10 kickoffs for 205 yards (20.5 avg). **2010** - Saw action in 14 games... Made 11 special teams stops, 2 defensive tackles (1 solo) and intercepted 1 pass.

COLLEGE: Sixth on Northwestern's career interceptions list with 9 and third on NU's career pass breakups list with 30... 2009 first-team all-Big Ten selection by media and second-team all-league choice by coaches... Team's 2009 defensive most valuable player... Ranked first in Big Ten and eighth nationally in interceptions... NEarned a postseason all-star invite to the 2010 East-West Shrine Game... named to the *Sporting News*' 2006 Freshman all-Big Ten team and was the team's special teams newcomer-of-the-year recipient.

PERSONAL: Attended Richwoods High School (Peoria, IL) where he earned team MVP and all-state honors (played eight different positions his senior year)... Earned all-state honors from the *Champaign-Urbana News-Gazette* and Illinois Football Coaches Association... First-team *Peoria Journal Star* all-area and all-conference selection in 2005... Won the Illinois state long jump his junior year.

SHERRICK McMANIS' NFL STATISTICS

REGULAR SEASON

Year	Team	Tackles							Interceptions					Fumbles			Misc.	
		GP	GS	Tot	S	A	Sk	Yds	No	Yds	Lg	TD	PD	FF	FR	Yds	TFL	STT
2010	Houston	14	0	2	1	1	0.0	0.0	1	1	1	0	1	0	0	0	0	11
2011	Houston	9	0	0	0	0	0.0	0.0	0	0	0	0	0	1	0	0	0	5
2012	Chicago	12	0	0	0	0	0.0	0.0	0	0	0	0	0	0	1	0	0	10
NFL totals		35	0	2	1	1	0.0	0.0	1	1	1	0	1	1	1	0	0	26

Year	Team	KR	Yds	Avg	LG	TD	PR	FC	Yds	Avg	Lg	TD
2010	Houston	1	25	25.0	25	0	0	0	0	-	-	0
2011	Houston	10	205	20.5	45	0	0	0	0	-	-	0
2012	Chicago	0	0	-	-	0	0	0	0	-	-	0
NFL Totals		11	230	20.9	45	0	0	0	0	-	-	0

**69 HENRY MELTON****Ht:** 6-3**Age:** 26**Bears Season:** 5**Acquired:** 4th round of the 2009 draft**Wt:** 295**College:** Texas**NFL Season:** 5**DEFENSIVE TACKLE**

PRO CAREER: Voted to his first-career Pro Bowl in 2012... Accumulated 15.5 sacks, 9 TFLs, 66 tackles (46 solo), 3 forced fumbles and 1 fumble recovery in 45 career games (29 starts) in three seasons (2010-12) for the Bears after seeing his rookie season in 2009 derailed by injury... Has 2 career multi-sack games... Added 1 PBU and 6 special teams tackles.

HONORS & AWARDS: 2012 - Pro Bowl.

CAREER TRANSACTIONS: Drafted in the fourth round (105th overall) by the Bears in the 2009 NFL Draft... Agreed to a 4-year contract with Chicago (5/29/09)... Designated franchise player (3/1/13). **SIGNED THROUGH 2013**

2012 SEASON: Named to Pro Bowl after starting all 14 games played, recording 6 sacks which ranked third among NFL DTs... Had 33 tackles (27 solo), 2 FF and 5 TFLs... Inactive vs. GB (12/16) and at ARZ (12/23) with a chest injury. **GAMES PLAYED-STARTED: 14-14**

PREVIOUS SEASONS: **2011** - Started all 15 games played, leading all NFC defensive tackles with 7 sacks, which ranked tied for third among the position in the NFL... 42 sack yards were tied for second among NFL defensive tackles... Had 16 tackles and 4 TFLs... Inactive Week 15 vs. SEA due to shin injury. **2010** - Made an immediate impact as a reserve defensive lineman, playing in all 16 games... Saw action at both defensive end and defensive tackle, picking up 17 tackles (9 solo) and 2.5 sacks... Added 1 PBU, 1 forced fumble and 1 fumble recovery... Credited with 6 special teams tackles. **2009** - Played in the preseason, but was placed on Injured Reserve (9/5) prior to the season opener.

COLLEGE: Versatile former running back who switched to defensive end during his career at Texas (2005-08)... Played in 49 games (24 at defensive end and 25 at running back) with 11 starts (10 at DE and 1 at RB)... Registered 40 tackles, 4.0 sacks, 11 TFLs, 20 QB pressures, 3 PBUs, 2 forced fumbles, 2 fumble recoveries and a blocked FG... Tabbed honorable mention all-Big 12 by the league's coaches as a senior... Rushed for 625 yards and 16 TDs on 132 carries (4.7 ypc) during his first two seasons with the Longhorns... As a senior, tabbed honorable mention all-Big 12 by the league's coaches, posting 29 tackles, 4.0 sacks, 10 TFLs, 17 QB pressures, 2 PBUs, 1 forced fumble, 1 fumble recovery and 1 blocked FG... As a junior, saw action in 10 games at defensive end after playing on offense his first two seasons... Credited with 11 tackles, 1 TFL, 3 QB pressures, 1 PBU, 1 forced fumble, 1 fumble recovery and 3 special teams stops... During sophomore season saw action in all 13 games, 12 at RB and 1 on defense... Rushed for 193 yards on 45 carries (4.3 avg) to go along with 6 TDs... Gained 63 yards on a career-high 19 carries with two TDs in his first-career start against Sam Houston State... Played in all 13 games at running back as a freshman... Ran for 432 yards on 87 carries to go along with 10 TDs... His 10 rushing TDs ranked third on UT's all-time freshman list... Scored 2 TDs and posted 34 yards on 13 carries in the Big 12 Championship Game.

PERSONAL: Four-year letterman at Grapevine (TX) High School... Second-team all-USA selection by *USA Today* in 2004... An all-district pick as a running back, posting over 800 yards in each of his final three seasons at Grapevine... Lettered his freshman year and scored the game-winning TD in Grapevine's opening-round playoff win over Azle... Competed in track and field as a freshman, sophomore and junior and played baseball as a freshman... Born in Cedar Hill, TX, and also lived in San Diego, CA, and Yokosuka, Japan, as a child... Graduated with a degree in education... His uncle, Ray Crockett, played 14 years in the NFL with Detroit (1989-93), Denver (1994-2000) and Kansas City (2001-02)... His sister, Kameshia, played volleyball at Auburn (2003-04).

HENRY MELTON'S NFL STATISTICS

REGULAR SEASON

Year	Team	GP	GS	Tackles				Interceptions				Fumbles			Misc.	
				Tot	S	A	Sk	Yds	No	Yds	Lg	TD	PD	FF	FR	Yds
2009	Chicago															
2010	Chicago	16	0	17	9	8	2.5	6.5	0	0	0	0	1	1	1	0
2011	Chicago	15	15	16	10	6	7.0	42.0	0	0	0	0	0	0	0	0
2012	Chicago	14	14	33	27	6	6.0	49.0	0	0	0	0	0	2	0	0
NFL Totals		45	29	66	46	20	15.5	97.5	0	0	0	0	1	3	1	0

POSTSEASON

Year	Team	GP	GS	Tackles				Interceptions				Fumbles			Misc.	
				Tot	S	A	Sk	Yds	No	Yds	Lg	TD	PD	FF	FR	Yds
2010	Chicago	2	0	2	2	0	0.0	0.0	0	0	-	-	0	0	0	0

SEASON / CAREER / PLAYOFF HIGHS

	2012	Career	Playoff
Tackles	5, twice.....	5, three times.....	2, vs. GB (1/23/11)
Solos	4, twice.....	4, four times.....	2, vs. GB (1/23/11)
Sacks	2, vs. IND (9/9).....	2, twice.....	None

HENRY MELTON'S GAME-BY-GAME DEFENSIVE STATS 17-12 Regular Season Starting Record (0-0 Postseason Record)

2009 CHICAGO BEARS

Placed on Injured Reserve prior to the start of the season

2010 CHICAGO BEARS

Date	W/L	Opp.	Tkls-S	Sk-YL	INT-Yds	PD	FF	FR	TFL
9/12	W	DET	0-0	0-0	0-0	0	0	0	0
9/19	W	at DAL	0-0	0-0	0-0	0	0	0	0
9/27	W	GB	1-0	0-0	0-0	0	0	0	0
10/3	L	at NYG	0-0	0-0	0-0	0	0	0	0
10/10	W	at CAR	1-1	0-0	0-0	0	0	0	0
10/17	L	SEA	3-1	0-0	0-0	0	0	0	0
10/24	L	WAS	2-1	0-0	0	0	0	0	0
11/7	W	at BUF	2-0	0-0	0-0	0	0	0	0
11/14	W	MIN	4-1	0-0	0-0	0	0	0	0
11/18	W	at MIA	2-2	1-5	0	0	0	0	0
11/28	W	PHI	1-1	0-0	0-0	0	0	0	0
12/5	W	at DET	0-0	0-0	0-0	0	0	0	0
12/12	L	NE	1-0	0-0	0-0	0	0	0	0
12/20	W	at MIN	0-0	0-0	0-0	1	0	0	0
12/26	W	NYJ	0-0	0-0	0-0	0	0	0	0
1/2	L	at GB	0-0	0.5-1.5	0-0	0	0	0	0
Totals	0-0		17-9	7-42	0-0	0	1	1	4

POSTSEASON

1/16	W	SEA	0-0	0-0	0-0	0	0	0	0
1/23	L	GB	2-0	0-0	0-0	0	0	0	0
Totals	0-0		2-0	0-0	0-0	0	0	0	0

2011 CHICAGO BEARS

Date	W/L	Opp.	Tkls-S	Sk-YL	INT-Yds	PD	FF	FR	TFL
9/11*	W	ATL	3-3	2-18	0-0	0	0	0	0
9/18*	L	at NO	0-0	0-0	0-0	0	0	0	0
9/25*	L	GB	2-1	1-3	0-0	0	0	0	1
10/2*	W	CAR	1-0	0-0	0-0	0	0	0	0
10/10*	L	at DET	0-0	0-0	0-0	0	0	0	0
10/16*	W	MIN	0-0	0-0	0-0	0	0	0	0
10/23*	W	at TB	1-1	0-0	0	0	0	0	0
11/7*	W	at PHI	2-1	0-0	0-0	0	0	0	1
11/13*	W	DET	1-1	1-5	0	0	0	0	0
11/20*	W	SD	1-0	0-0	0-0	0	0	0	1
11/27*	L	at OAK	0-0	1-4	0-0	0	0	0	0
12/4*	L	KC	1-1	1-10	0-0	0	0	0	0
12/11*	L	at DEN	0-0	1-2	0-0	0	0	0	1
12/18	L	SEA			INACTIVE				
12/25*	L	at GB	3-1	0-0	0-0	0	0	0	0
1/1*	W	at MIN	1-1	0-0	0-0	0	0	0	0
Totals	8-7		16-10	7-42	0-0	0	0	0	4

2012 CHICAGO BEARS

Date	W/L	Opp.	Tkls-S	Sk-YL	INT-Yds	PD	FF	FR	TFL
9/9*	W	IND	1-1	2-16	0-0	0	0	0	2
9/13*	L	at GB	4-3	1-9	0-0	0	0	0	0
9/23*	W	STL	2-2	0-0	0-0	0	0	0	0
10/1*	W	at DAL	1-1	1-7	0-0	0	0	0	0
10/7*	W	at JAX	0-0	0.5-2.5	0-0	0	0	0	0
10/22*	W	DET	4-2	0-0	0-0	0	0	1	0
10/28*	W	CAR	5-4	0.5-5.5	0-0	0	1	0	0
11/4*	W	at TEN	2-2	0-0	0-0	0	0	0	0
11/11*	L	HOU	4-4	0-0	0-0	0	0	0	2
11/19*	L	at SF	1-0	0-0	0-0	0	0	0	0
11/25*	W	MIN	1-1	1-9	0-0	0	0	0	0
12/2*	L	SEA	5-4	0-0	0-0	0	0	0	1
12/9*	L	at MIN	2-2	0-0	0-0	0	0	0	0
12/16	L	GB			INACTIVE				
12/23	W	at ARZ			INACTIVE				
12/30*	W	at DET	1-1	0-0	0-0	0	0	0	0
Totals	9-5		33-27	6-49	0-0	0	2	0	5

*Denotes Game Started



96 KYLE MOORE

Ht: 6-6**Age:** 26**Bears Season:** 1**Acquired:** Unrestricted free agent in 2013 (BUF)**Wt:** 263**College:** USC**NFL Season:** 5

DEFENSIVE END

PRO CAREER: In 31 career games with 14 starts over 4 seasons with the Tampa Bay Buccaneers (2009-10) and Buffalo Bills (2011-12) has compiled 57 tackles (36 solo), 3 sacks, 1 PBU and 2 FRs... Also spent time with the Detroit Lions practice squad in 2011.

CAREER TRANSACTIONS: Drafted by the Tampa Bay Buccaneers in the 4th round (117th overall) of the 2009 NFL draft... Signed with the Bucs (6/23/09)... Waived by Tampa Bay (9/2/11)... Signed to the Detroit Lions practice squad (9/6/11)... Signed with the Buffalo Bills (11/15/11)... Signed 1-year contract with Chicago (4/9/13). **SIGNED THROUGH 2013**

2012 SEASON: Started 7-of-12 games played for the Bills, recording 24 tackles (14 solo) and a career-high 3 sacks.

PREVIOUS SEASONS: **2011** - Appeared in 4 games for the Bills, tallying 4 tackles (3 solo). **2010** - Started 7-of-7 games for the Bucs, totaling 18 tackles (10 solo) and 2 FRs. **2009** - Played in 8 games for Tampa Bay recording 11 tackles (9 solo) and 1 PBU.

COLLEGE: Started 24-of-50 games during his Southern Cal career, recording 76 tackles with 7 sacks, 2 INTs, 8 PBUs, 13 TFLs, 1 FF and 1 FR... Named the squad's most inspirational player in 2008... Registered 9.5 TFLs, including a career-high and team-leading 5 sacks as a senior... As a senior, garnered all-Pac 10 Conference honorable mention... Majored in sociology.

PERSONAL: Born in Germany... Part of a military family, lived in Europe and Texas before moving to Georgia... Attended Houston County High School (Robins, GA) where he was named Georgia Class 5A defensive player-of-the-year... As a senior defensive lineman he had 93 tackles, 22 sacks, 18 deflections, 8 forced fumbles, 2 fumble recoveries and 1 block punt (for a TD)... As a junior was named all-Middle Georgia, all-region and all-county while collecting 110 tackles, 23 tackles for loss and 15 sacks.

KYLE MOORE'S NFL STATISTICS

REGULAR SEASON

Year	Team	GP	GS	Tackles					Interceptions					Fumbles			Misc.	
				Tot	S	A	Sk	Yds	No	Yds	Lg	TD	PD	FF	FR	Yds	TFL	STT
2009	Tampa Bay	8	0	11	9	2	0	0	0	0	-	0	1	0	0	0	n/a	0
2010	Tampa Bay	7	7	18	10	8	0	0	0	0	-	0	0	0	2	5	n/a	0
2011	Buffalo	4	0	4	3	1	0	0	0	0	-	0	0	0	0	0	n/a	0
2012	Buffalo	12	7	24	14	10	3	20	0	0	-	0	0	0	0	0	n/a	0
NFL Totals		31	14	57	36	21	3	20	0	0	-	0	1	0	2	5	n/a	0

SEASON / CAREER / PLAYOFF HIGHS

	2012	Career	Playoff
Tackles	5, at STL (12/9)	5, two times	None
Solos	2, five times	3, two times	None
Sacks	1, three times	Same	None
Sack Yards	10, vs. MIA (11/15)	Same	None



92 STEPHEN PAEA

Ht: 6-1

Wt: 300

Age: 25

College: Oregon State

Bears Season: 3

NFL Season: 3

Acquired: 2nd round of the 2011 draft

DEFENSIVE TACKLE

PRO CAREER: Appeared in 26 games with 14 starts over first two seasons in Chicago, recording 48 tackles (23 solo), 4.5 sacks and 4.5 TFLs... Recorded first career sack in his NFL debut - a safety of Vikings QB Donovan McNabb vs. MIN (10/16/11)... First Bears player since at least 1970 to record safety in his NFL debut.

HONORS & AWARDS: 2011 - Brian Piccolo Award.

CAREER TRANSACTIONS: Drafted by Chicago in the second round (53rd overall) of the 2011 NFL Draft (4/29/11)... Signed by Chicago to a 4-year contract (7/29/11). **SIGNED through 2014**

2012 SEASON: Played in 15 games and started 14... Collected 30 tackles (16 solo) and set a career high in sacks (2.5) and TFLs (2.5). **GAMES PLAYED-STARTED: 15-14**

PREVIOUS SEASONS: 2011 - Appeared in 11 games, collecting 18 tackles (7 solo), 2 sacks and 2 TFLs... Made NFL debut in Week 6 vs. MIN (10/16) and recorded first career sack - a safety of Vikings QB Donovan McNabb.

COLLEGE: Started 37-of-38 games played at Oregon State (2008-10)... Posted 129 tackles (60 solo), 14.0 sacks, 30.5 TFLs and 5 QB pressures... Set a school record with 9 forced fumbles along with 1 fumble recovery and 3 PBUs... Two-time winner of Morris Trophy which goes to the top defensive lineman in the Pac 10... 2010 Pac 10 Pat Tillman defensive player-of-the-year... All-Pac 10 first-team as a junior and senior... All-Pac 10 honorable mention as a sophomore... Sophomore second-team All-American by College Football News... Two-time team captain... Semifinalist for Bednarik Award (nation's top defensive player) and named to Lombardi, Outland, Nagurski and Lott watch lists as a senior... Attended Snow College (2006-07) in Ephraim, Utah, where he redshirted as a freshman... Team went undefeated in the one season he played.

PERSONAL: Attended Timpview High School (Provo, Utah), but did not play football until his senior year... Earned all-region and all-division honors playing on the DL and OL... Lettered in track as well... Born in Tonga on the island of Vav'u... Moved to the United States at the age of 16 and did not speak English at the time.

STEPHEN PAEA'S NFL STATISTICS

REGULAR SEASON

Year	Team	GP	GS	Tackles					Interceptions					Fumbles			Misc.	
				Tot	S	A	Sk	Yds	No	Yds	Lg	TD	PD	FF	FR	Yds	TFL	STT
2011	Chicago	11	0	18	7	11	2.0	9.0	0	0	0	0	0	0	0	-	2	0
2012	Chicago	15	14	30	16	14	2.5	14.5	0	0	0	0	0	0	0	-	2.5	0
2012	NFL Totals	26	14	48	23	25	4.5	23.5	0	0	0	0	0	0	0	-	4.5	0

ADDITIONAL STATS: Safeties - 1: Sacked QB Donovan McNabb in end zone vs. MIN (10/16/11).

SEASON / CAREER / PLAYOFF HIGHS

	2012	Career	Playoff
Tackles.....	4, four times.....	5, vs. KC (12/4/11).....	None
Solos.....	2, five times.....	2, seven times.....	None
Sacks.....	1, vs. SEA (12/2).....	1, three times	None



90 JULIUS PEPPERS

Ht: 6-7 **Wt:** 287
Age: 33 **College:** North Carolina
Bears Season: 4 **NFL Season:** 12
Acquired: Unrestricted free agent in 2010 (CAR)

DEFENSIVE END

PRO CAREER: Eight-time Pro Bowler enters his fourth season with the Bears, earning Pro Bowl nods after each of his first three seasons in Chicago, after spending 8 seasons with Carolina (2002-09)... Ranks second in the NFL in sacks (111.5), tied for fourth in forced fumbles (37) and leads all defensive linemen in INTs (8) since he entered the league in 2002... Also collected 48 PBUs and 13 fumble recoveries... Started 168-of-170 career games played... Started all 48 games since coming to the Bears in 2010, tied only with Charles Tillman for the most starts by a Bear in that span... Has blocked 11 kicks in his career... Reached double-digit sacks in eight of his 11 seasons... Posted 25 career multi-sack games and nine 3-sack games... Totaled 3 career return TDs (2 INTs and 1 fumble)... All-time Panthers leader in sacks, forced fumbles and blocked kicks... Utilized as a wideout in goal-line situations on offense in 2004 and 2005... Started all 10 career playoff games, tallying 32 tackles (24 solo), 2.0 sacks, 1 INT, 3 PBUs and 1 forced fumble.

HONORS & AWARDS: **2012** - Pro Bowl; Piccolo Award. **2011** - Pro Bowl; NFC Defensive Player of the Month (11/11). **2010** - Pro Bowl; First-team All-Pro (AP); All-Pro (*The Sporting News*, *Sports Illustrated*); All-NFL (*Pro Football Weekly*); NFC Defensive Player of the Month (11/10); NFC Defensive Player of the Week (11/18). **2009** - Pro Bowl; NFC Defensive Player of the Week (11/1); All-Decade team (AP). **2008** - Pro Bowl; NFC Defensive Player of the Week at OAK (11/9/08). **2006** - Pro Bowl; NFC Defensive Player of the Month (10/06); NFC Defensive Player of the Week (11/13). **2005** - Pro Bowl. **2004** - Pro Bowl; First-team All-Pro (AP, *College* and *Pro Football Weekly*, *Football Digest*); All-Pro (*The Sporting News*); All-NFL (*Pro Football Weekly*); All-NFC (*Pro Football Weekly*); NFC Defensive Player of the Year (NFL Alumni, Kansas City 101 Club); NFC Defensive Player of the Month (11/04). **2002** - NFL Defensive Rookie of the Year (AP, *Sports Illustrated*, *Pro Football Weekly* and *Football Digest*); All-Rookie (*Pro Football Weekly*); NFL Rookie of the Month (10/02).

CAREER TRANSACTIONS: Selected by Carolina in the 1st round (2nd overall) of the 2002 Draft (4/20/02)... Designated as franchise player by Carolina (2/19/09)... Signed 6-year contract with Chicago (3/5/10). **SIGNED THROUGH 2015**

2012 SEASON: Named to third consecutive Pro Bowl as a member of the Bears and eighth overall in NFL career... Started all 16 games for third consecutive season and ninth time in 11 NFL seasons... Paced Chicago and tied for ninth in NFL with 11.5 sacks, fourth-highest total of his career and highest since 2008... 11.5 sacks are most by a Bears player since Mark Anderson's 12 in 2006... Tied for first in the NFL with a career-high 4 opponent fumble recoveries... 19 QB pressures were second most on the team... Finished with 26 tackles (19 solo), 1 FF and 4 TFLs... Posted his ninth 3-sack performance on the road against the Arizona Cardinals (12/23). **GAMES PLAYED-STARTED: 16-16**

PREVIOUS SEASONS: **2011** - Named to seventh Pro Bowl after pacing Bears with 11 sacks and 55 QB pressures... Started all 16 contests for seventh time in his career... Ranked second on team with 3 forced fumbles, two of which were recovered by Bears defense for a TD... Had 9 sacks over final 11 contests... Added 27 tackles, 5 TFLs, 2 FRs, 1 PBU and a blocked kick... Also dropped Falcons QB Matt Ryan in Week 1 (9/11) on two-point conversion attempt, which does not count as a sack. **2010** - Consensus All-Pro in his first season in Chicago, started all 16 games and led the team in QB pressures (23) and tied for the team lead in sacks (8.0) and forced fumbles (3)... Led all defensive linemen with 50 tackles and 6 TFLs... One of two defensive linemen in the league to grab 2 INTs... Added 7 PBUs and blocked kick... Started both postseason contests, collecting 4 tackles (3 solo) and 4 QB pressures. **2009** - En route to his fifth career Pro Bowl selection, posted 55 tackles (35 solo) and 10.5 sacks... Added 5 forced fumbles, 1 fumble recovery, 2 INTs and 4 PBUs... Also scored his third career defensive TD, a 13-yard INT return... Started 14 of 16 games played... Collected back-to-back multi-sack games. **2008** - Started all 16 games and led Carolina with a career-high 14.5 sacks to go along with 63 tackles (41 solo), 5 forced fumbles

and 7 PBUs, en route to Pro Bowl... The 14.5 sacks are tied for the second-highest single-season total in team history... Tallied 2 tackles and 1 quarterback hurry in the Panthers playoff game vs. ARZ (1/10/09). **2007** - Started first 14 games of the season before being placed on injured reserve with a knee injury (12/26/07)... Totaled 55 tackles (37 solo), 2.5 sacks, 3 forced fumbles, 2 fumble recoveries, 1 INT and 3 PBUs... Blocked two field goals on special teams to match team single-season record. **2006** - Started all 16 games, finishing with 75 tackles (61 solo), 13.0 sacks, 3 forced fumbles, 2 fumble recoveries and 6 PBUs... Blocked two field goals on special teams to set a Panthers single-season record... Led team in sacks and paced the defensive line in tackles... His 13 sacks tied for second in the NFC... Posted at least one sack in five straight games, which matched the longest streak of his career... Became the first player in franchise history to break the 50.0 sack mark for a career... Produced two games with three sacks. **2005** - Started all 16 games for the third consecutive season... Totaled 70 tackles (46 solo), 10.5 sacks, 34 quarterback hurries, a forced fumble, a fumble recovery and 4 PBUs... Blocked a field goal on special teams, the third of his career... Produced two games with three sacks... Helped Panthers lead NFC with a team-record 42 takeaways and a plus-16 turnover differential... Started all three postseason games, registering 12 tackles, 1.0 sack, a forced fumble and 1 PBU... Became the second player in NFL history to record at least 3.0 sacks and block a field goal in the same game (vs. DAL, 12/24)... The blocked kick was the third of his career and broke the team record. **2004** - Started all 16 games, generating 85 tackles (63 solo), 11.0 sacks, 2 INTs - including one returned for a TD - 4 forced fumbles and a fumble recovery that he turned for a TD... Led team in sacks, forced fumbles and INT return yards... Led defensive line in tackles... Collected 143 INT return yards, the most in a single season in NFL history by a D-linemen... Posted 203 total return yards (143 INT, 60 fumble), the highest mark by a defensive lineman since the AFC-NFC merger... Blocked a field goal on special teams... Established career highs in tackles and interceptions... Interception return for a touchdown and fumble return for a score made him the first defensive player in team history to score two touchdowns in a single season... Became second defensive lineman in team history to record 2 interceptions... Utilized as a tight end in goal line situations on offense and had two passes thrown to him but did not have a reception... Set the team mark for longest INT return in franchise history with 97-yard return... Became first defensive player in franchise history to score 2 TDs in the same season. **2003** - Led team with 32 QB hurries and ranked second with 7.0 sacks... Collected 65 tackles (48 solo), 3 forced fumbles and 6 PBUs... Started all 16 games... Blocked a field goal on special teams... Member of defensive line that ranked second in the NFL with 32.5 sacks... Started all four postseason contests and led team with 14 QB hurries while adding an INT, 1.0 sack, 14 tackles and 2 PBUs. **2002**: Starter in all 12 games he played... Led the Panthers and ranked second among NFL rookies with 12 sacks... Credited with 54 tackles, 1 INT, 5 forced fumbles and 4 PBUs... His 12 sacks ranked second among rookies, fourth in the NFC and were the most ever registered by a Carolina defensive lineman... Sack total also tied him for fifth all-time among NFL rookies... Posted two 3.0-sack games, matching the NFL record for most 3.0-sack games by a rookie... Amassed at least two sacks in three contests to equal the rookie record for multi-sack games in a season... Part of only defensive end duo in the NFL to each register at least 10 sacks during the season... Suspended for the final four games of the season by the NFL for violating the banned substance policy... Tallied 3.0 sacks vs. DET (9/15) and at DAL (10/13), the most ever for a Panthers rookie which tied a team record.

COLLEGE: Left University of North Carolina in 2001 following a junior campaign in which he won the Lombardi Award, given to the nation's top lineman, and the Chuck Bednarik Award, given to the nation's best overall defensive player... Finalist for the Nagurski Award, an honor awarded by the Football Writers Association to college football's best defensive player... In only three seasons, he started 33 of the 34 games he played... Ranked second all-time in Tar Heels history with 30.5 sacks... Accumulated 53 stops behind the line of scrimmage, 167 tackles, five interceptions, two fumble recoveries, five forced fumbles, 13 passes defended and 42 quarterback pressures... Returned two of his interceptions and one of his fumble recoveries for touchdowns... Was also a walk-on member of the men's basketball team where he was a reserve on the 1999-2000 Tar Heels team that made it to the Final Four... Also a reserve on the 2000-01 men's basketball team where he scored 18 points and grabbed 10 rebounds in a second-round tournament loss to Penn State... Decided to focus solely on football and did not play basketball in his final season.

PERSONAL: Attended Southern Nash High School (Bailey, NC)... Played running back and defensive lineman, finished his career with 3,501 rushing yards and 46 touchdowns... Also lettered in basketball and was voted all-conference as a power forward for four consecutive years... In 1998, Southern Nash won the state championship in track for the first time in the school's history and Peppers contributed as a sprinter, winning the state championship in the 4x200 meter team relay and as a triple jumper... Majored in Afro-American Studies at North Carolina.



JULIUS PEPPERS' NFL STATISTICS

REGULAR SEASON

Year	Team	GP	GS	Tackles					Interceptions					Fumbles			
				Tot	S	A	Sk	Yds	No	Yds	Lg	TD	PD	FF	FR	Yds	TFL
2002	Carolina	12	12	54	37	17	12.0	78.0	1	21	21	0	4	5	0	0	n/a
2003	Carolina	16	16	65	48	17	7.0	39.0	0	0	-	0	6	3	0	0	n/a
2004	Carolina	16	16	85	63	22	11.0	71.0	2	143	97	1	6	4	1	60	n/a
2005	Carolina	16	16	70	46	24	10.5	61.5	0	0	-	0	4	2	1	10	n/a
2006	Carolina	16	16	75	61	14	13.0	89.0	0	0	-	0	6	3	2	0	n/a
2007	Carolina	14	14	55	37	18	2.5	22.5	1	0	0	0	3	3	2	0	n/a
2008	Carolina	16	16	63	41	22	14.5	85.5	0	0	-	0	7	5	0	0	n/a
2009	Carolina	16	14	55	35	20	10.5	52.5	2	13	13t	1	4	5	1	0	n/a
2010	Chicago	16	16	50	33	17	8.0	54.0	2	1	1	0	7	3	0	0	6
2011	Chicago	16	16	27	15	12	11.0	60.0	0	0	0	0	1	3	2	0	5
2012	Chicago	16	16	26	19	7	11.5	73.5	0	0	0	0	0	1	4	6	4
Bears Totals		48	48	103	67	36	30.5	187.5	2	1	1	0	8	7	6	6	15
NFL totals		170	168	625	435	190	111.5	683.5	8	178	97	2	48	37	13	76	n/a

ADDITIONAL STATS: Touchdowns - 3; 46-yd INT return vs. TB (11/28/04); 60-yd fumble return at ATL (12/18/04); 13-yd INT return at ARZ (11/1/09). **Blocked Kicks** - 11.

POSTSEASON

Year	Team	GP	GS	Tackles					Interceptions					Fumbles			
				Tot	S	A	Sk	Yds	No	Yds	Lg	TD	PD	FF	FR	Yds	TFL
2003	Carolina	4	4	14	8	6	1.0	10.0	1	34	34	0	2	0	0	0	
2005	Carolina	3	3	12	11	1	1.0	9.0	0	0	-	-	1	1	0	0	
2008	Carolina	1	1	2	2	0	0.0	0.0	0	0	-	-	0	0	0	0	
2010	Chicago	2	2	4	3	1	0.0	0.0	0	0	-	-	0	0	0	0	
Postseason		10	10	32	24	8	2.0	19.0	1	34	34	0	3	1	0	0	

SEASON / CAREER / PLAYOFF HIGHS

	2012	Career	Playoff
Tackles	4, at MIN (12/9).....	9, two times.....	6, two times
Solos	3, vs. IND (9/9).....	8, two times.....	5, at SEA (11/22/06)
Sacks	3, at ARZ (12/23).....	3, nine times.....	1, two times

JULIUS PEPPERS GAME-BY-GAME DEFENSIVE STATS 95-73 (29-19 Bears) Regular Season Starting Record (6-4 Postseason; 1-1 Bears)

2002 CAROLINA PANTHERS

Date	W/L	Opp.	Tkls-S	Sk-YL	INT-Yds	PD	FF	FR	TFL
09/08*	W	BAL	1-0	0-0	0-0	2			n/a
09/15*	W	DET	7-7	3-15	0-0	1			n/a
09/22*	W	at MIN	3-1	0-0	0-0	0			n/a
09/29*	L	at GB	3-2	0-0	0-0	0			n/a
10/06*	L	ARZ	6-3	0-0	0-0	0			n/a
10/13*	L	at DAL	4-4	3-29	1-21	0			n/a
10/20*	L	at ATL	6-5	1-8	0-0	0			n/a
10/27*	L	TB	9-4	2-13	0-0	0			n/a
11/10*	L	NO	4-2	1-3	0-0	0			n/a
11/17*	L	at TB	4-3	1-0	0-0	0			n/a
11/24*	L	ATL	4-3	0-0	0-0	0			n/a
12/01*	W	at CLE	3-3	1-10	0-0	1			n/a
12/08	W	CIN		SUSPENDED					
12/15	L	at PIT		SUSPENDED					
12/22	W	CHI		SUSPENDED					
12/29	W	at NO		SUSPENDED					
Totals	4-8		54-37	12-78	1-21	4			n/a

2003 CAROLINA PANTHERS

Date	W/L	Opp.	Tkls-S	Sk-YL	INT-Yds	PD	FF	FR	TFL
09/07*	W	JAX	4-4	1-8	0-0	0	0	0	n/a
09/14*	W	at TB	0-0	0-0	0-0	0	0	0	n/a
09/28*	W	ATL	3-3	0-0	0-0	0	0	0	n/a
10/05*	W	NO	4-3	0-0	0-0	0	0	0	n/a
10/12*	W	at IND	1-0	0-0	0-0	1	0	0	n/a
10/19*	L	TEN	5-5	1-12	0-0	0	1	0	n/a
10/26*	W	at NO	5-4	0-0	0-0	0	1	0	n/a
11/02*	L	at HOU	7-4	0-0	0-0	0	0	0	n/a
11/09*	W	TB	5-4	0-0	0-0	0	0	0	n/a
11/16*	W	WAS	2-0	0-0	0-0	1	0	0	n/a
11/23*	L	at DAL	6-5	1-0	0-0	0	0	0	n/a
11/30*	L	PHI	4-2	0-0	0-0	0	0	0	n/a
12/07*	L	at ATL	7-5	1-8	0-0	2	0	0	n/a
12/14*	W	at ARZ	5-4	1-4	0-0	0	1	0	n/a
12/21*	W	DET	4-3	1-0	0-0	1	0	0	n/a
12/28*	W	at NYG	3-2	1-7	0-0	1	0	0	n/a
Totals	11-5		65-48	7-39	0-0	6	3	0	n/a

2004 CAROLINA PANTHERS

Date	W/L	Opp.	Tkls-S	Sk-YL	INT-Yds	PD	FF	FR	TFL
01/03	W	DAL	2-1	0-0	1-34	0	0	0	n/a
01/10	W	at STL	6-4	1-10	0-0	2	0	0	n/a
01/18	W	at PHI	1-1	0-0	0-0	0	0	0	n/a
02/01	L	NE	5-2	0-0	0-0	0	0	0	n/a
Totals	3-1		14-8	1-10	1-34	2	0	0	n/a

2004 CAROLINA PANTHERS

Date	W/L	Opp.	Tkls-S	Sk-YL	INT-Yds	PD	FF	FR	TFL
09/13*	L	GB	8-6	0-0	0-0	0	1	0	n/a
09/19*	W	at KC	8-6	2-6	0-0	0	1	0	n/a
10/03*	L	ATL	4-3	0-0	0-0	0	0	0	n/a
10/10*	L	at DEN	7-6	0-0	1-97	1	0	0	n/a
10/17*	L	at PHI	5-5	0-0	0-0	1	0	0	n/a
10/24*	L	SD	5-4	0-0	0-0	0	0	0	n/a
10/31*	L	at SEA	4-3	0-0	0-0	0	0	0	n/a
11/07*	L	OAK	6-4	2-3	0-0	0	0	0	n/a
11/14*	W	at SF	6-4	2-20	0-0	1	0	0	n/a
11/21*	W	ARZ	6-4	2-19	0-0	1	1	0	n/a
11/28*	W	TB	5-3	1-6	1-46	0	0	0	n/a
12/05*	W	at NO	2-2	0-0	0-0	0	0	0	n/a
12/12*	W	STL	5-3	1-4	0-0	0	0	0	n/a
12/18*	L	at ATL	5-3	0-0	0-0	1	0	1	n/a
12/26*	W	at TB	2-2	0-0	0-0	0	0	0	n/a
01/02*	L	NO	7-5	1-13	0-0	1	1	0	n/a
Totals	7-9		85-63	11-71	2-143	6	4	1	n/a

2005 CAROLINA PANTHERS

Date	W/L	Opp.	Tkls-S	Sk-YL	INT-Yds	PD	FF	FR	TFL
09/11*	L	NO	7-4	0-0	0-0	0	0	0	n/a
09/18*	W	NE	3-1	0-0	0-0	0	0	1	n/a
09/25*	L	at MIA	5-3	0-0	0-0	1	0	0	n/a
10/03*	W	GB	5-3	0-0	0-0	0	0	0	n/a
10/09*	W	at ARZ	4-3	0-0	0-0	1	0	0	n/a
10/16*	W	at DET	4-4	1-4	0-0	0	1	0	n/a
10/30*	W	MIN	2-2	0-0	0-0	0	0	0	n/a
11/06*	W	at TB	6-4	3-12	0-0	0	0	0	n/a
11/13*	W	NYJ	4-31.5	10.5	0-0	0	1	0	n/a
11/20*	L	at CHI	4-3	0-0	0-0	0	0	0	n/a
11/27*	W	at BUF	5-3	1-9	0-0	1	0	0	n/a
12/04*	W	ATL	5-3	1-3	0-0	0	0	0	n/a
12/11*	L	TB	5-3	0-0	0-0	1	0	0	n/a
12/18*	W	at NO	2-0	0-0	0-0	0	0	0	n/a
12/24*	L	DAL	8-6	3-23	0-0	0	0	0	n/a
01/01*	W	at ATL	1-1	0-0	0-0	0	0	0	n/a
Totals	11-5		70-46	10.5-61.5	0-0	4	2	1	n/a
POSTSEASON									
01/08*	W	at NYG	2-2	1-9	0-0	1	0	0	n/a
01/15*	W	at CHI	4-4	0-0	0-0	0	0	0	n/a
01/22*	L	at SEA	6-5	0-0	0-0	0	0	0	n/a
Totals	2-1		12-11	1-9	0-0	1	0	0	n/a

2006 CAROLINA PANTHERS

Date	W/L	Opp.	Tkls-S	Sk-YL	INT-Yds	PD	FF	FR	TFL
09/10*	L	ATL	4-3	0-0	0-0	1	0	0	n/a
09/17*	L	at MIN	9-8	3-26	0-0	1	0	0	n/a
09/24*	W	at TB	6-5	1-10	0-0	0	0	0	n/a
10/01*	W	NO	5-4	1-5	0-0	0	1	0	n/a
10/08*	W	CLE	7-5	1-8	0-0	1	1	1	n/a
10/15*	W	at BAL	9-8	2-9	0-0	0	1	0	n/a
10/22*	L	at CIN	6-5	0-0	0-0	0	0	0	n/a
10/29*	L	DAL	5-4	3-20	0-0	0	0	0	n/a
11/13*	W	TB	4-4	0-0	0-0	2	0	1	n/a
11/19*	W	STL	0-0	0-0	0-0	0	0	0	n/a
11/26*	L	at WAS	5-3	0-0	0-0	1	0	0	n/a
12/04*	L	at PHI	4-4	0-0	0-0	0	0	0	n/a
12/10*	L	NYG	4-3	0-0	0-0	0	0	0	n/a
12/17*	L	PIT	3-2	0-0	0-0	0	0	0	n/a
12/24*	W	at ATL	2-2	2-11	0-0	0	0	0	n/a
12/31*	W	at NO	2-1	0-0	0-0	0	0	0	n/a
Totals	8-8		75-61	13-89	0-0	6	3	2	n/a

2007 CAROLINA PANTHERS

Date	W/L	Opp.	Tkls-S	Sk-YL	INT-Yds	PD	FF	FR	TFL
09/09*	W	at STL	5-4	0-0	0-0	0	0	1	n/a
09/16*	L	HOU	5-4	0-0	0-0	0	0	0	n/a
09/23*	W	at ATL	1-0	0-0	0-0	1	0	0	n/a
09/30*	L	TB	4-3	0-0	0-0	0	0	0	n/a
10/07*	W	at NO	8-6	0-0	0-0	2	0	0	n/a
10/14*	W	at ARZ	8-6	1.5-18.5	0-0	0	2	1	n/a
10/28*	L	IND	1-0	0-0	0-0	0	0	0	n/a
11/04*	L	at TEN	4-3	0-0	0-0	0	0	0	n/a
11/11*	L	ATL	2-1	0-0	0-0	0	0	0	n/a
11/18*	L	at GB	7-5	1-4	0-0	0	1	0	n/a
11/25*	L	NO	3-1	0-0	1-0	0	0	0	n/a
12/02*	W	SF	3-2	0-0	0-0	0	0	0	n/a
12/09*	L	at JAX	3-1	0-0	0-0	0	0	0	n/a
12/16*	W	SEA	1-1	0-0	0-0	0	0	0	n/a
12/22	L	DAL	INACTIVE						
12/30	W	at TB	INJURED RESERVE						
Totals	6-8		55-37	25-22.5	1-0	3	3	2	n/a

2008 CAROLINA PANTHERS

Date	W/L	Opp.	Tkls-S	Sk-YL	INT-Yds	PD	FF	FR	TFL
09/07*	W	at SD	1-0	0-0	0-0	0	0	0	n/a
09/14*	W	CHI	3-2	0-0	0-0	0	0	0	n/a
09/21*	L	at MIN	4-3	1-8	0-0	0	0	0	n/a
09/28*	W	ATL	4-2	1-5	0-0	2	0	0	n/a
10/05*	W	KC	3-1	1-8	0-0	0	1	0	n/a
10/12*	L	at TB	5-3	0-0	0-0	0	0	0	n/a
10/19*	W	NO	4-3	1-3	0-0	1	1	0	n/a
10/26*	W	ARZ	3-3	0-0	0-0	1	0	0	n/a
11/09*	W	at OAK	8-5	3-20	0-0	1	2	0	n/a
11/16*	W	DET	6-4	2-12	0-0	0	1	0	n/a
11/23*	L	at ATL	3-3	0-0	0-0	0	0	0	n/a
11/30*	W	at GB	4-3	2-5	0-0	0	0	0	n/a
12/08*	W	TB	6-3	1.5-4.5	0-0	0	0	0	n/a
12/14*	W	DEN	0-0	0-0	0-0	0	0	0	n/a
12/21*	L	at NYG	4-3	1-8	0-0	1	0	0	n/a
12/28*	W	at NO	5-3	1-9	0-0	1	0	0	n/a
Totals	12-4		63-41	14.5-82.5	0-0	7	5	0	n/a
POSTSEASON									
01/10	L	ARZ	2-2	0-0	0-0	0	0	0	n/a

2009 CAROLINA PANTHERS

Date	W/L	Opp.	Tkls-S	Sk-YL	INT-Yds	PD	FF	FR	TFL
09/13*	L	PHI	5-4	1-11	0-0	2	1	0	n/a
09/20*	L	at ATL	3-1	0-0	0-0	0	0	0	n/a
09/28*	L	at DAL	2-1	0-0	0-0	0	0	0	n/a
10/11*	W	WAS	7-5	2-4	0-0	0	0	0	n/a
10/18*	W	at TB	6-6	2-7	0-0	0	1	0	n/a
10/25*	L	BUF	6-3	1-0	0-0	0	0	0	n/a
11/01*	W	at ARZ	4-1	1-8	1-13	0	1	0	n/a
11/08*	L	at NO	2-1	0-0	0-0	0	0	0	n/a
11/15	W	ATL	0-0	0-0	0-0	0	0	0	n/a
11/19	L	MIA	2-1	0-0	0-0	0	1	0	n/a
11/29*	L	at NYJ	4-2	0.5-0.5	0-0	0	1	0	n/a
12/06*	W	TB	2-2	1-4	0-0	0	0	0	n/a
12/13*	L	at NE	1-1	0-0	0-0	0	0	0	n/a
12/20*	W	MIN	2-1	1-6	0-0	1	0	0	n/a
12/27*	W	at NYG	4-3	1-12	0-0	0	0	1	n/a
01/03*	W	NO	6-3	0-0	1-0	1	0	0	n/a
Totals	7-7		56-35	10.5-52.5	2-13	4	5	1	n/a



CHICAGO BEARS PLAYERS

2010 CHICAGO BEARS

Date	W/L	Opp.	Tkis-S	Sk-YL	INT-Yds	PD	FF	FR	TFL
9/12*	W	DET	2-0	1-14	0-0	0	1	0	0
9/19*	W	at DAL	2-1	0-0	0-0	1	0	0	0
9/27*	W	GB	3-3	0-0	0-0	0	0	0	1
10/3*	L	at NYG	4-1	1-2	0-0	0	1	0	1
10/10*	W	at CAR	6-4	0-0	1-0	1	0	0	0
10/17*	L	SEA	3-2	0-0	0-0	1	0	0	0
10/24*	L	WAS	3-2	0-0	0-0	0	0	0	0
11/7*	W	at BUF	5-2	0-0	0-0	0	0	0	1
11/14*	W	MIN	2-1	0-0	0-0	0	0	0	1
11/18*	W	at MIA	3-3	3-14	0-0	1	0	0	0
11/28*	W	PHI	3-3	1-15	0-0	0	1	0	0
12/5*	W	at DET	3-2	1-1	0-0	0	0	0	0
12/12*	L	NE	4-4	1-8	0-0	2	0	0	1
12/20*	W	at MIN	5-3	0-0	1-1	1	0	0	0
12/26*	W	NYJ	0-0	0-0	0-0	0	0	0	1
1/2*	L	at GB	2-2	0-0	0-0	0	0	0	0
Totals	11-5		50-33	8-54	2-1	7	3	0	6

POSTSEASON

1/16*	W	SEA	2-1	0-0	0-0	0	0	0	0
1/23*	L	GB	2-0	0-0	0-0	0	0	0	0
Totals	1-1		4-1	0-0	0-0	0	0	0	0

2011 CHICAGO BEARS

Date	W/L	Opp.	Tkis-S	Sk-YL	INT-Yds	PD	FF	FR	TFL
9/11*	W	ATL	1-0	1-1	0-0	1	0	1	0
9/18*	L	at NO	0-0	0-0	0-0	0	0	0	0
9/25*	L	GB	2-1	1-2	0-0	0	0	1	0
10/2*	W	CAR	4-2	0-0	0-0	0	0	0	0
10/10*	L	at DET	2-2	0-0	0-0	0	1	0	1
10/16*	W	MIN	0-0	2-16	0-0	0	0	0	1
10/23*	W	at TB	1-1	0-0	0-0	0	0	0	1
11/7*	W	at PHI	2-1	1-2	0-0	0	0	0	0
11/13*	W	DET	2-1	1-11	0-0	0	0	0	0
11/20*	W	SD	0-0	0-0	0-0	0	0	0	0
11/27*	L	at OAK	2-1	2-20	0-0	0	0	0	1
12/4*	L	KC	4-4	0-0	0-0	0	0	0	1
12/11*	L	at DEN	1-1	1-4	0-0	0	1	0	0
12/18*	L	SEA	3-1	1-1	0-0	0	1	0	0
12/25*	L	at GB	1-0	0-0	0-0	0	0	0	0
1/1*	W	at MIN	2-0	1-3	0-0	0	0	0	0
Totals	8-8		27-15	11-60	0-0	1	3	2	5

2012 CHICAGO BEARS

Date	W/L	Opp.	Tkis-S	Sk-YL	INT-Yds	PD	FF	FR	TFL
9/9*	W	IND	3-3	0-0	0-0	0	0	1	0
9/13*	L	at GB	1-0	2-11	0-0	0	0	0	0
9/23*	W	STL	2-2	0.5-3.5	0-0	0	0	0	0
10/1*	W	at DAL	2-2	0-0	0-0	0	0	0	0
10/7*	W	at JAX	1-0	0-0	0-0	0	0	1	0
10/22*	W	DET	0-0	1-4	0-0	0	0	1	0
10/28*	W	CAR	1-1	1.5-11.5	0-0	0	0	0	0
11/4*	W	at TEN	1-0	0-0	0-0	0	0	0	0
11/11*	L	HOU	2-2	1-7	0-0	0	0	0	1
11/19*	L	at SF	2-2	0-0	0-0	0	0	0	0
11/25*	W	MIN	1-1	0-0	0-0	0	0	0	0
12/2*	L	SEA	3-2	1-7	0-0	0	0	0	0
12/9*	L	at MIN	4-2	0-0	0-0	0	0	0	2
12/16*	L	GB	3-2	1.5-7.5	0-0	0	0	0	0
12/23*	W	at ARZ	0-0	3-22	0-0	0	1	0	0
12/30*	W	at DET	0-0	0-0	0-0	0	0	1	1
Totals	10-6		26-19	11.5-73.5	0-0	0	1	4	4

*Denotes Game Started


PEP IN HIS STEP

Bears DE **Julius Peppers** had a team-high 11.5 sacks during the 2012 season. Peppers has reached double-digit sacks in eight of his 11 NFL seasons. For his career, Peppers has 111.5 sacks, second most in the NFL since entering the league in 2002.

MOST SACKS IN THE NFL

Since 2002

Player	Team(s)	Gms	Sacks	Yds
1. Jared Allen	KC-MIN	141	117.0	736.5
2. Julius Peppers	CAR-CHI	170	111.5	683.5
3. DeMarcus Ware	DAL	128	111.0	707.0
4. Dwight Freeney	IND	163	107.5	783.0
5. John Abraham	NYJ-ATL	153	104.5	690.0



8 ADAM PODLESH

Ht: 5-11

Age: 29

Bears Season: 3

Acquired: Unrestricted free agent in 2011 (JAX)

Wt: 200

College: Maryland

NFL Season: 7

PUNTER

PRO CAREER: Enters third season with Bears after setting franchise single-season record in net punting average (40.4) in 2011 while his 39.4 net punting avg in 2012 ranks 2nd in team annals... Helped the Bears punt unit allow a franchise-low 3.4 yards per return in 2012... Came to Chicago after spending 4 seasons in Jacksonville (2007-10)... Has appeared in 91 NFL contests compiling 42.7 gross punting average (17,053 yards on 399 punts) and 38.7 net... Landed 130 punts inside-the-20... Established Jaguars team record with 39.2-yard net average in 2010... Also serves as holder for placekicks for Bears and Jaguars.

CAREER TRANSACTIONS: Entered NFL as a fourth-round pick (101st overall) by the Jacksonville Jaguars in the 2007 NFL Draft... Signed 4-year contract with the Jaguars... Signed 5-year contract with Chicago (7/30/11). **SIGNED through 2015**

2012 SEASON: Played in 16 games for fifth straight season after suffering a hip injury in the preseason... Helped the punt coverage unit set the franchise record for PR yards allowing a league-low 3.4 ypr... Had a gross punting average of 42.0 and a net average of 39.4 on 81 punts for 3,399 yards... 34 punts inside the 20 was good enough for 4th in the NFL and a career high... Ran in a fake extra point for a 2-point conversion week 12 vs MIN. **GAMES PLAYED-STARTED: 16-0**

PREVIOUS SEASONS: 2011 - Set Bears franchise record with 40.4 net punting average after setting career highs in punts (89), yards (3,903) and gross average (43.9)... Finished 6th in NFL in net punting... Landed 21 punts inside the 20 with just 4 touchbacks... Forced 27 fair catches, tied for 3rd most in the NFL... Helped Bears coverage unit to allow just 5.4 yards per return, 2nd in the NFL... Served as Bears holder for placekicks... Appeared in all 16 contests for fourth time in career and third-straight season. **2010** - Punted 57 times for career-best 43.8-yard gross average in Jacksonville... Broke team record with 39.2-yard net average which tied for fourth in league... Allowed NFL-low 19 punt returns, fewest in team history... Had career-high 26 punts downed inside the 20 and just seven touchbacks. **2009** - Played in all 16 games registering 41.9-gross average and a 38.3-yard net average on career-high 72 punts... Landed 23 punts inside-the-20 and had 5 touchbacks... 38.3-yard net average ranked fourth in franchise history. **2008** - Played in 11 games before suffering a knee injury on 11/23 vs. MIN that forced him to miss final five contests... Recorded 43.2-yard gross average and a 36.6-yard net average on 46 punts... Had 12 punts downed inside the 20 and had 5 touchbacks... Added 4 special teams tackles. **2007** - Played in all 16 games and both postseason games as a rookie... Had 54 punts for 41.6-yard gross average and 36.9-yard net average... Landed 14 punts inside the 20 and with 2 touchbacks... Had a career-long punt of 76 yards at TB (10/28)... Had 5 punts for a 41.6-yard net average in the postseason.

COLLEGE: In four seasons at Maryland (2003-06), was only four-time all-ACC selection in school history... Ranked fourth in school annals with 216 punts and second with 9,314 yards... 43.1 average was second best in school history and ninth best in ACC history... Had 83 career punts downed inside the 20 (38 pct.), including 35 inside the 10... Recorded career net yard average of 38.4... Did not have a punt blocked in his career... Recipient of the team's Terrapin Club Award, given to the player that gave the greatest career contribution to football... Semifinalist for Draddy Award, honoring the top student-athlete in the nation... Graduated with a degree in marketing.



PERSONAL: Attended Pittsford (NY) Sutherland High School... Three-year letterman in football as a punter, FB and LB... Named first-team all-state as a scholar-athlete by the New York Coaches' Association and earned all-region honors from Super Prep... Earned first-team all-state honors as a senior punter from the New York State Writers Association... Also competed in track, posting the fastest 200-meter (21.58) and 400-meter times (50.5) in the state as a junior... Was inducted into the Rochester Jewish Sports Hall of Fame in June of 2008.

ADAM PODLESH'S NFL STATISTICS

REGULAR SEASON

Year	Team	GP	Punts	Yds	Avg	Opp Ret	Yds	Net	TB	In-20	Lg	Blk
2007	Jacksonville	16	54	2249	41.6	28	218	36.9	2	14	76	0
2008	Jacksonville	11	46	1989	43.2	24	206	36.6	5	12	60	0
2009	Jacksonville	16	72	3017	41.9	38	159	38.3	5	23	64	0
2010	Jacksonville	16	57	2496	43.8	19	123	39.2	7	26	63	0
2011	Chicago	16	89	3,903	43.9	41	223	40.4	4	21	70	0
2012	Chicago	16	81	3,399	42.0	25	84	39.4	6	34	64	0
<i>Chicago totals</i>		32	170	7,302	43.0	66	307	40.0	10	55	70	0
NFL Totals		91	399	17,053	42.7	175	1013	38.7	29	130	76	0

ADDITIONAL STATS: Rushing -- 2 attempts for -2 yards. Kickoffs -- 5: 2007 (4); 2009 (1). Passing -- 0 for 1, 0 yards: 2011 (0 for 1).

POSTSEASON

Year	Team	GP	Punts	Yds	Avg	Opp Ret	Yds	Net	TB	In-20	Lg	Blk
2007	Jacksonville	2	5	250	50.0	2	22	41.6	1	1	54	0
Postseason		2	5	250	50.0	2	22	41.6	1	1	54	0

SEASON / CAREER / PLAYOFF HIGHS

	2012	Career	Playoff
Punts	9, at ARI (12/23)	11, at DEN (12/11)	4, at PIT (1/5/08)
Punting Yards	394, at ARI (12/23)	526, at DEN (12/11)	200, at PIT (1/5/08)
Gross Avg. (Min 4)	46.8, at GB (9/13)	50.5, vs. BUF (9/14/08)	50.0, at PIT (1/5/08)
Punts In-the-20	4, twice	4, four times	1, at PIT (1/5/08)
Longest Punt	64, at ARI (12/23)	76, at TB (10/28/07)	54, at PIT (1/5/08)

NET BEST

During the 2012 season, P Adam Podlesh had 81 punts for 3,399 yards with 84 return yards and six touchbacks for a net average of 39.4, second highest in Bears single-season history since it was first recorded in 1966. His 39.4 net punting average was second in franchise annals only to his 40.4 net punting average in 2011.

Podlesh landed a career-high 34 punts inside-the-20 during the 2012 season and forced 25 fair catches, fourth and fifth most respectively in the NFL. The 34 punts inside-the-20 were tied for fourth most in franchise history since 1976 when the statistic was first officially tracked.

The Bears punt coverage unit allowed just 3.4 yards per return in 2012 (84 yards on 25 returns), tops in franchise history.

HIGHEST SINGLE-SEASON NET PUNTING AVERAGE

Bears Franchise History (Since 1966) *

	Player	Team	Punts	Yds	Ret	TBs	Net Avg
1.	Adam Podlesh	2011	89	3,903	223	4	40.4
2.	Adam Podlesh	2012	81	3,399	84	6	39.4
3.	Brad Maynard	2004	108	4,638	363	5	38.7
4.	Brad Maynard	2008	96	3,957	203	5	38.1
5.	Brad Maynard	2006	77	3,404	367	7	37.6

* Net punting average first officially recorded in 1966

ADAM PODLESH'S GAME-BY-GAME STATISTICS

2007 JACKSONVILLE JAGUARS

DATE	W/L	Opp.	No.	Yds	Avg	Long	In-20
9/9	L	TEN	5	211	42.2	49	0
9/16	W	ATL	4	134	33.5	43	1
9/23	W	at DEN	2	80	40.0	44	0
10/7	W	at KC	4	180	45.0	56	3
10/14	W	HOU	0	0	-	-	0
10/22	L	IND	1	47	47.0	47	0
10/28	W	at TB	8	364	45.5	76	1
11/4	L	at NO	5	193	38.6	47	0
11/11	W	at TEN	5	215	43.0	49	1
11/18	W	SD	5	203	40.6	49	1
11/25	W	BUF	1	51	51.0	51	0
12/2	L	at IND	0	0	-	-	0
12/9	W	CAR	1	26	26.0	26	1
12/16	W	at PIT	5	145	29.0	44	3
12/23	W	OAK	4	201	50.3	57	2
12/30	L	at HOU	4	199	49.8	54	1
Totals	0-0		54	2,249	41.6	76	14

2008 JACKSONVILLE JAGUARS

DATE	W/L	Opp.	No.	Yds	Avg	Long	In-20
<i>DNP Weeks 12-16 due to a knee injury</i>							
9/7	L	at TEN	6	222	37.0	50	4
9/14	L	BUF	4	202	50.5	52	0
9/21	W	at IND	1	60	60.0	60	1
9/28	W	HOU	2	93	46.5	56	1
10/5	L	PIT	5	233	46.6	55	1
10/12	W	at DEN	4	160	40.0	46	0
10/26	L	CLE	3	140	46.7	59	0
11/2	L	at CIN	6	270	45.0	52	2
11/9	W	at DET	2	77	38.5	50	2
11/16	L	TEN	10	409	40.9	51	1
11/23	L	MIN	3	123	41.0	50	0
Totals	0-0		46	1,989	43.2	60	12

2009 JACKSONVILLE JAGUARS

DATE	W/L	Opp.	No.	Yds	Avg	Long	In-20
9/13	L	at IND	5	189	37.8	57	2
9/20	L	ARZ	4	181	45.3	61	1
9/27	W	at HOU	3	106	35.3	38	1
10/4	W	TEN	3	111	37.0	49	1
10/11	L	at SEA	8	371	46.4	54	2
10/18	W	STL	4	145	36.3	48	1
11/1	L	at TEN	7	309	44.1	64	2
11/8	W	KC	4	177	44.3	54	0
11/15	W	at NYJ	4	147	36.8	44	1
11/22	W	BUF	5	224	44.8	53	3
11/29	L	at SF	4	173	43.3	48	2
12/6	W	HOU	3	148	49.3	54	2
12/13	L	MIA	7	302	43.1	62	2
12/17	L	IND	3	134	44.7	52	0
12/27	L	at NE	4	155	38.8	47	2
1/3	L	at CLE	4	145	36.3	43	1
Totals	0-0		72	3,017	41.9	64	23

2010 JACKSONVILLE JAGUARS


DATE	W/L	Opp.	No.	Yds	Avg	Long	In-20
9/12	W	DEN	4	165	41.3	56	2
9/19	L	at SD	0	0	-	-	0
9/26	L	PHI	8	384	48.0	63	3
10/3	W	IND	4	170	42.5	47	2
10/10	W	at BUF	0	0	-	-	0
10/18	L	TEN	3	112	37.3	46	2
10/24	L	at KC	3	115	38.3	55	2
10/31	W	at DAL	5	242	48.4	57	1
11/14	W	HOU	3	131	43.7	59	2
11/21	W	CLE	2	67	33.5	38	1
11/28	L	at NYG	3	130	43.3	51	2
12/5	W	at TEN	2	86	43.0	46	1
12/12	W	OAK	5	207	41.4	47	3
12/19	L	at IND	4	192	48.0	61	2
12/26	L	WAS	7	318	45.4	52	2
1/2	L	at HOU	4	177	44.3	51	1
Totals	0-0		57	2,496	43.8	63	26

2011 CHICAGO BEARS

DATE	W/L	Opp.	No.	Yds	Avg	Long	In-20
9/11	W	ATL	6	288	48.0	57	1
9/18	L	at NO	8	350	43.8	51	2
9/25	L	GB	7	298	42.6	49	0
10/2	W	CAR	4	157	39.3	51	2
10/10	L	at DET	5	221	44.2	55	1
10/16	W	MIN	3	115	38.3	51	2
10/23	W	at TB	6	228	38.0	45	2
11/7	W	at PHI	3	103	34.3	50	1
11/13	W	DET	6	280	46.7	70	0
11/20	W	SD	3	137	45.7	55	1
11/27	L	at OAK	5	225	45.0	52	0
12/4	L	KC	7	304	43.4	54	3
12/11	L	at DEN	11	526	47.8	57	4
12/18	L	SEA	6	238	39.7	49	1
12/25	L	at GB	2	98	49.0	56	0
1/1	W	at MIN	7	335	47.9	60	1
Totals	0-0		89	3,903	43.9	70	21

2012 CHICAGO BEARS

DATE	W/L	Opp.	No.	Yds	Avg	Long	In-20
9/9	W	IND	5	208	41.6	50	0
9/13	L	at GB	6	281	46.8	54	1
9/23	W	STL	4	165	41.3	55	2
10/1	W	at DAL	3	120	40.0	53	2
10/7	W	at JAX	3	122	40.7	43	1
10/22	W	DET	8	324	40.5	53	2
10/28	W	CAR	4	179	44.8	49	3
11/4	W	at TEN	3	115	38.3	43	1
11/11	L	HOU	5	194	38.8	43	2
11/19	L	at SF	5	234	46.8	53	1
11/25	W	MIN	4	173	43.3	50	2
12/2	L	SEA	5	207	41.4	45	3
12/9	L	at MIN	6	225	37.5	48	4
12/16	L	GB	6	239	39.8	47	3
12/23	W	at ARZ	9	394	43.8	64	3
12/30	W	at DET	5	219	43.8	54	4
Totals	0-0		81	3,399	42.0	64	34



79 JONATHAN SCOTT

Ht: 6-6

Age: 30

Bears Season: 2

Acquired: Waived FA in 2012 (DET)

Wt: 318

College: Texas

NFL Season: 7

TACKLE

PRO CAREER: Has played in 70 games, starting 35 for the Detroit Lions (2006-07), Buffalo Bills (2009), Pittsburgh Steelers (2010-11) and Chicago Bears (2012).

CAREER TRANSACTIONS: Drafted by the Detroit Lions in the 5th round (141st Overall) of the 2006 NFL draft... Cut by the Lions (8/31/08)... Signed by the Buffalo Bills (12/18/08)... Signed by the Pittsburgh Steelers (3/08/10)... Re-Signed by the Steelers (7/29/11)... Cut by Pittsburgh (7/19/12)... Signed by Detroit (7/24/12)... Cut by the Lions (8/30/12)... Signed 2-year contract with Chicago (9/10/12). **SIGNED through 2013**

2012 SEASON: Started 7-of-12 games played for the Bears... Helped the Bears achieve over 100 yards rushing in 5 of his 7 starts and only allowed 1 sack. **GAMES PLAYED-STARTED: 12-7**

PREVIOUS SEASONS: 2011 - Appeared in 12 games, making 5 starts for the Pittsburgh Steelers. **2010** - Played in all 16 games with 9 starts for the Steelers. **2009** - Started 8-of-10 games for the Buffalo Bills. **2008** - Appeared in 7 games with 2 starts for the Detroit Lions. **2007** - Started 4 games as a rookie and played in 13 games.

COLLEGE: Emerged as the starting right tackle in 2002 at Texas as a redshirt freshman and began the 2003 season as the starting left tackle... Started 45-of-51 of the games he played in, including his final 43... In his senior season, he was a first-team All-American selection by the American Football Coaches association, the *Associated Press*, the Football Writers Association of America, *The Sporting News* and the Walter Camp Football Foundation and was an all-Big 12 Conference first-team pick... In 2005, he was a key part of a line that helped Texas rank first in the nation in scoring offense (50.2 ppg), second in rushing offense (274.9 ypg) and third in total offense (512.1 ypg) and cleared the way for Texas to set school single-season records in both points scored (652) and total yards (6,657)... Texas' 652 points broke the 22-year old NCAA record of 624 points set by Nebraska in 1983 as Texas scored at least 40 points in 12-of-13 games, including a national-leading and school-record 11 straight games... Texas' 3,574 rushing yards in 2005 were the fourth-most in school history and he helped Texas produce 600 yards of total offense in a school-record three games... During his junior season, started every game at left offensive tackle and was a first-team All-American choice by The NFL Draft report, earning second-team accolades from the *Associated Press* and *Sports Illustrated* and honorable mention from *Pro Football Weekly*... Was a consensus first-team all-Big 12 conference selection and member of the school's athletic director's academic Honor roll.

PERSONAL: Attended Carter (Dallas, TX) High school where he earned second-team all-USA honors from *USA Today* and was named first team class 5a all-state as a senior... Earned all-district accolades three times during his career... His father, Ray, was a defensive end/tight end at Prairie View A&M and was selected in the 9th round of the 1967 NFL Draft by the New York Jets as a defensive lineman.

JONATHAN SCOTT'S NFL STATISTICS

GAMES PLAYED-STARTED - 70-35: 2006 DET (13-4); 2007 DET (7-2); 2009 BUF (10-8); 2010 PIT (16-9); 2011 PIT (12-5); 2012 CHI (12-7)



68 MATT SLAUSON

Ht: 6-5

Age: 27

Bears Season: 1

Acquired: Unrestricted free agent in 2013 (NYJ)

Wt: 315

College: Nebraska

NFL Season: 5

GUARD

PRO CAREER: Started 48 of 51 games played for the New York Jets (2009-12) before signing with Chicago during the 2013 offseason... Did not allow a sack in 2012 and helped the Jets rush for no less than 1,600 yards each season since he became a full-time starter in 2010 (1,896 in 2012; 1,692 in 2011; 2,374 in 2010)... Started all 16 contests in each of the last 3 seasons... Recovered football in end zone for a touchdown at Denver (11/17/11)... Started all 3 postseason contests played during his career.

CAREER TRANSACTIONS: Selected by the New York Jets in the 6th round (193rd overall) of the 2009 NFL draft (4/26/09)... Signed 4-year contract with the Jets (5/19/09)... Signed 1-year contract with the Bears (3/29/13). **SIGNED through 2013**

2012 SEASON: Started all 16 games for the Jets for the third-straight season... Did not allow a sack and played 100% of the offensive snaps. **GAMES PLAYED-STARTED: 16-16**

PREVIOUS SEASONS: 2011 - Appeared in 16 games, starting each contest... Became the first Jets lineman to score a touchdown on a fumble recovery since 1972. **2010** - Played and started all 16 games... Part of an offensive line that ranked fourth in the league in rushing (2,374 yards/148.4 yards per game) and allowed just 28 total sacks, ranking eighth in the league. **2009** - Appeared in 3 games as a rookie for the Jets.

COLLEGE: In 2008 at Nebraska, started all 13 games at right guard during his senior season... Helped the offense rank among the nation's top 20 in scoring, passing and total offense... Received first-team all-Big 12 honors from the *San Antonio Express-News*, while being a second-team all-conference selection by several other sources... In 2007, played in all 12 games, making eight starts at three different positions, including right guard and both tackle spots... Offense averaged 468.2 yards per game, its best offensive total in 10 seasons, while averaging a school-record 323.8 passing yards per contest... Honorable-mention all-Big 12 from the *Associated Press* and second-team all-Big 12 by Rivals.com.

PERSONAL: Played one season at Air Force Prep School in Colorado Springs, lining up at offensive tackle... Spent 2003 season at Air Academy (Colorado Springs, CO) High School... Began his high school career at Sweet Home (OR) High School in Oregon for coach Rob Younger... Lettered twice in basketball and four times in track, competing in both discus and shot put, during his prep career.

MATT SLAUSON'S NFL STATISTICS

GAMES PLAYED-STARTED - 51-48; 2009 NYJ (3-0); 2010 NYJ (16-16); 2011 NYJ (16-16); 2012 NYJ (16-16)



20 CRAIG STELTZ

Ht: 6-1**Age:** 27**Bears Season:** 6**Acquired:** 4th round of the 2008 draft**Wt:** 210**College:** LSU**NFL Season:** 6

SAFETY

PRO CAREER: Has appeared in 61 games with 7 starts over five seasons (2008-12) with Chicago, notching 83 career tackles (50 solo), 1 INT, 1 PBU, 1 sack, 3 forced fumbles and 3 TFLs... Credited with 44 special teams stops.

CAREER TRANSACTIONS: Drafted in the fourth round (120th overall) of the 2008 NFL Draft by the Chicago Bears... Signed a 4-year contract with the Bears (6/2/08)... Signed 2-year contract with Chicago (3/21/12). **SIGNED through 2013**

2012 SEASON: Played in 13 games recording 12 tackles (7 solo), 1 FF and 7 STTs... Placed on IR 12/11 with a chest injury. **GAMES PLAYED-STARTED: 13-0**

PREVIOUS SEASONS: 2011 - Set career-highs in games played (16), starts (5), tackles (48), TFLs (3), PBUs (1) and sacks (1)... Finished fourth on the team with 12 special teams tackles, second most in his career... Started Weeks 3 and 14-17 at SS... Gathered career-high 13 tackles vs. SEA (12/18). **2010** - Appeared in 9 games, playing mostly on special teams... Credited with 5 special teams tackles. **2009** - Played in 12 games, notching 2 starts at strong safety... Collected 12 tackles (7 solo)... Posted 7 special teams stops and recovered a fumble on special teams. **2008** - Saw action in 11 games, spending time at safety and playing on special teams... Finished sixth on the team with 13 special teams stops, despite not playing the first five games of the season... Added 11 defensive tackles (solo) and 1 INT... Returned his first career INT 44 yards vs. DET (11/2)... Blocked a punt vs. MIN (10/19) that was returned for a TD... Appeared in his first NFL game at ATL (10/12), recording a team-high 3 special teams stops.

COLLEGE: Four-year letterwinner at LSU (2004-07), finished career ranked fifth in school history in passes defended (34) and sixth in INTs (11)... Played in 44 games, including 20 starts... Tallied 184 tackles (114 solo), 7 TFLs, 2.0 sacks, 3 FF and 2 FR in his career, despite playing just one season as a full-time starter... Named 2007 first-team All-American by the *Associated Press*, Walter Camp Foundation, Football Writer's, ESPN, CBSSports.com and Rivals.com... First-team all-SEC, Thorpe Award (top defensive back in college football) finalist and team captain as a senior... Member of LSU's 2007 National Championship team... Started all 14 games as a senior, leading LSU with 101 tackles (66 solo) and 6 INTs... The 6 INTs rank 7th in school history... Tied a school record with 3 INTs in the Tigers' season opener against Mississippi State... Named SEC defensive player-of-the-week vs. Ole Miss 12/17, hauling in 2 INTs to go along with 5 tackles... Posted career highs with 16 tackles against Florida and Arkansas... Missed part of the NCAA Championship Game with a stinger... Appeared in 13 games, including 3 starts as a junior... Tallied 4 INTs, becoming the first player in Tiger history to record a pick in four consecutive games, including a career-long 76-yard return against Tulane... Finished with 42 tackles (20 solo), 2 TFLs, 1.0 sack and 5 PBUs... Started final 2 games at strong safety, including LSU's Allstate Sugar Bowl win over Notre Dame... As a sophomore, started in the Tigers nickel and dime packages, making 3 starts in 13 games played... Credited with 40 tackles (28 solo), 1 INT, 2 PBUs and 1 FR... Returned a blocked punt for a TD vs. Arizona State... Saw action in 4 games as a freshman.

PERSONAL: First-team all-state at Rummel (Metairie, LA) High School and became the first player to have his number retired at the school... Also played running back and returned kicks... Parents are Keith and Linda Steltz... Older brother Kevin was the starting fullback at LSU for three years... Majored in management.

CRAIG STELTZ'S NFL STATISTICS

REGULAR SEASON

Year	Team	GP	GS	Tackles					Interceptions					Fumbles			Misc.	
				Tot	S	A	Sk	Yds	No	Yds	Lg	TD	PD	FF	FR	Yds	TFL	STT
2008	Chicago	11	0	11	8	3	0.0	0.0	1	44	44	0	0	0	0	0	0	13
2009	Chicago	12	2	12	7	5	0.0	0.0	0	0	0	0	0	0	0	0	0	7
2010	Chicago	9	0	0	0	0	0.0	0.0	0	0	0	0	0	0	0	0	0	5
2011	Chicago	16	5	48	28	20	1.0	7.0	0	0	0	1	2	2	0	0	3	12
2012	Chicago	13	0	12	7	5	0.0	0.0	0	0	0	0	0	1	0	0	0	7
NFL totals		61	7	83	50	33	1.0	7.0	1	44	44	0	1	3	0	0	3	44

POSTSEASON

Year	Team	GP	GS	Tackles					Interceptions					Fumbles			Misc.	
				Tot	S	A	Sk	Yds	No	Yds	Lg	TD	PD	FF	FR	Yds	TFL	STT
2010	Chicago	0	0	0	0	0	0.0	0.0	0	0	-	0	0	0	0	0	0	0

CRAIG STELTZ'S GAME-BY-GAME DEFENSIVE STATS 3-4 Regular Season Starting Record (0-0 Postseason Record)

2008 CHICAGO BEARS

Date	W/L	Opp.	Tkls-S	Sk-YL	INT-Yds	PD	FF	FR	TFL
Inactive Games 1-5									
10/12	L	at ATL	0-0	0-0	0-0	0	0	0	0
10/19	W	MIN	0-0	0-0	0-0	0	0	0	0
11/2	W	DET	2-2	0-0	1-44	0	0	0	0
11/9	L	TEN	0-0	0-0	0-0	0	0	0	0
11/16	L	at GB	0-0	0-0	0-0	0	0	0	0
11/23	W	at STL	1-1	0-0	0-0	0	0	0	0
11/30	L	at MIN	0-0	0-0	0-0	0	0	0	0
12/7	W	JAX	0-0	0-0	0-0	0	0	0	0
12/11	W	NO	0-0	0-0	0-0	0	0	0	0
12/22	W	GB	2-2	0-0	0-0	0	0	0	0
12/28	L	at HOU	6-3	0-0	0-0	0	0	0	0
Totals	0-0		11-8	0-0	1-44	0	0	0	0

2009 CHICAGO BEARS

Date	W/L	Opp.	Tkls-S	Sk-YL	INT-Yds	PD	FF	FR	TFL
9/13	L	at GB	0-0	0-0	0-0	0	0	0	0
9/20	W	PIT	0-0	0-0	0-0	0	0	1	0
9/27	W	at SEA	0-0	0-0	0-0	0	0	0	0
10/4	W	DET	0-0	0-0	0-0	0	0	0	0
10/18	L	at ATL	0-0	0-0	0-0	0	0	0	0
10/25	L	at CIN	0-0	0-0	0-0	0	0	0	0
11/1	W	CLE	0-0	0-0	0-0	0	0	0	0
11/8	L	ARZ	0-0	0-0	0-0	0	0	0	0
11/12	L	at SF	1-0	0-0	0-0	0	0	0	0
11/22	L	PHI	1-1	0-0	0-0	0	0	0	0
Inactive Games 11-14									
12/28*	W	MIN	6-3	0-0	0-0	0	0	0	0
1/3*	W	at DET	4-3	0-0	0-0	0	0	0	0
Totals	2-0		12-7	0-0	0-0	0	0	1	0

2010 CHICAGO BEARS

Date	W/L	Opp.	Tkls-S	Sk-YL	INT-Yds	PD	FF	FR	TFL
Inactive Games 1-2; 8-9; 11; 15-16									
9/27	W	GB	0-0	0-0	0-0	0	0	0	0
10/3	L	at NYG	0-0	0-0	0-0	0	0	0	0
10/10	W	at CAR	0-0	0-0	0-0	0	0	0	0
10/17	L	SEA	0-0	0-0	0-0	0	0	0	0
10/24	L	WAS	0-0	0-0	0-0	0	0	0	0
11/18	W	at MIA	0-0	0-0	0-0	0	0	0	0
12/5	W	at DET	0-0	0-0	0-0	0	0	0	0
12/12	L	NE	0-0	0-0	0-0	0	0	0	0
12/20	W	at MIN	0-0	0-0	0-0	0	0	0	0
Totals	0-0		0-0	0-0	0-0	0	0	0	0

POSTSEASON

Inactive in postseason games vs. Seattle and Green Bay

2011 CHICAGO BEARS

Date	W/L	Opp.	Tkls-S	Sk-YL	INT-Yds	PD	FF	FR	TFL
9/11	W	ATL	0-0	0-0	0-0	0	0	0	0
9/18	L	at NO	4-2	0-0	0-0	0	0	0	0
9/25*	L	GB	7-5	0-0	0-0	0	0	0	0
10/2	W	CAR	0-0	0-0	0-0	0	0	0	0
10/10	L	at DET	0-0	0-0	0-0	0	0	0	0
10/16	W	MIN	0-0	0-0	0-0	0	0	0	0
10/23	W	at TB	0-0	0-0	0-0	0	0	0	0
11/7	W	at PHI	0-0	0-0	0-0	0	0	0	0
11/13	W	DET	0-0	0-0	0-0	0	0	0	0
11/20	W	SD	0-0	0-0	0-0	0	0	0	0
11/27	L	at OAK	0-0	0-0	0-0	0	0	0	0
12/4	L	KC	9-6	0-0	0-0	0	1	0	0
12/11*	L	at DEN	5-2	1-7	0-0	0	1	0	2
12/18*	L	SEA	13-6	0-0	0-0	1	0	0	1
12/25*	L	at GB	7-4	0-0	0-0	0	0	0	0
1/1*	W	at MIN	3-3	0-0	0-0	0	0	0	0
Totals	1-4		48-28	1-7	0-0	1	2	0	3

2012 CHICAGO BEARS

Date	W/L	Opp.	Tkls-S	Sk-YL	INT-Yds	PD	FF	FR	TFL
9/9	W	IND	0-0	0-0	0-0	0	0	0	0
9/13	L	at GB	0-0	0-0	0-0	0	0	0	0
9/23	W	STL	0-0	0-0	0-0	0	0	0	0
10/1	W	at DAL	3-2	0-0	0-0	0	0	0	0
10/7	W	at JAX	0-0	0-0	0-0	0	0	0	0
10/22	W	DET	0-0	0-0	0-0	0	0	0	0
10/28	W	CAR	0-0	0-0	0-0	0	0	0	0
11/4	W	at TEN	1-1	0-0	0-0	0	0	0	0
11/11	L	HOU	0-0	0-0	0-0	0	0	0	0
11/19	L	at SF	0-0	0-0	0-0	0	0	0	0
11/25	W	MIN	1-0	0-0	0-0	0	0	0	0
12/2	L	SEA	7-4	0-0	0-0	0	0	0	0
12/9	L	at MIN	0-0	0-0	0-0	0	1	0	0
12/16	L	GB							
12/23	W	at ARZ							
12/30	W	at DET							
Totals	0-0		12-7	0-0	0-0	0	1	0	0

*Denotes Game Started



97 J.T. THOMAS

Ht: 6-1

Age: 24

Bears Season: 3

Acquired: 6th round of the 2011 draft

Wt: 236

College: West Virginia

NFL Season: 3

LINEBACKER

PRO CAREER: Played in 16 career games for Chicago, mostly on special teams... Recorded 6 special teams tackles and 1 FF... Saw 2011 rookie year derailed due to an injury which forced him to be placed on Injured Reserve prior to the start of the regular season.

CAREER TRANSACTIONS: Selected by Chicago in the sixth round (195th overall) of the 2011 NFL Draft (4/30/11)... Signed 4-year contract with Bears (7/27/11). **SIGNED THROUGH 2014**

2012 SEASON: Saw action in all 16 contests, mostly on special teams... Recorded 6 special teams tackles and 1 FF. **GAMES PLAYED-STARTED: 16-0**

PREVIOUS SEASONS: 2011 - Played in preseason, but was placed on Injured Reserve (9/3) prior to season opener.

COLLEGE: Attended West Virginia University (2006-10) where he was a three-year starter at linebacker... Two-time all-Big East first-team selection... Played in 49 career games, making 39 starts... Tallied 233 tackles (106 solo), 6.0 sacks and 27.0 TFLs... Added 2 INTs, 13 PBUs, 4 forced fumbles and 4 fumble recoveries... All-Big East first-team honoree as a senior starting all 13 games, finishing second on the team with 73 tackles (36 solo)... Collected 2.5 sacks, 7.0 TFLs, 4 PBUs, 2 forced fumbles and 2 fumble recoveries... Helped the Mountaineer defense lead the conference in total defense, rush defense and scoring defense... As a junior, named all-Big East first-team, finishing second on the team with career-high 76 tackles... Recorded 0.5 sack, 7.0 TFLs, 2 INTs, 5 PBUs and 1 fumble recovery... Selected as the 'Iron Mountaineer' by his teammates - an award presented to the most outstanding performers in WVU's offseason strength and conditioning program... Awarded the Gridiron Gladiator Award from the coaching staff... In his first year as a starter, as a sophomore, totaled 65 tackles (23 solo)... Posted career highs 3.0 sacks and a team-high 10.0 TFLs... Added 3 PBUs, 2 forced fumbles and 1 fumble recovery... Given the Whitey Gwynee Award by the coaching staff... Named Iron Mountaineer by teammates... Saw action in 10 games as a redshirt freshman, posting 19 tackles (13 solo)... Notched 3 TFLs and a PBU... Received a medical redshirt as a freshman... Won 2006 Danny Van Etten Award for scout team player-of-the-year on defense.

PERSONAL: Attended Blanche Ely (Pompano, FL) High School where he was a captain and team MVP as a senior... BCAA/Sun-Sentinel All-Star game participant... Florida Top 100 player by Rivals.com... Father, J.T. Thomas, Sr., was a linebacker at West Virginia from 1994-95.



33 CHARLES TILLMAN

Ht: 6-2

Age: 32

Bears Season: 11

Acquired: 2nd round of the 2003 draft

Wt: 198

College: Louisiana-Lafayette

NFL Season: 11

CORNERBACK

PRO CAREER: Earned Pro Bowl nods in each of the last two seasons (2011 and 2012)... Ranks third in franchise history with 33 interceptions, second in INT return yards (606) and holds team records for defensive TDs (9) and INT return TDs (8)... Has started 142-of-146 career games played, recording 892 tackles, 33 INTs, 109 PBUs, 39 forced fumbles, 3.0 sacks, and 8 fumble recoveries... His 39 forced fumbles since 2003 are the most in the NFL... Ranks eighth in the NFL overall and fifth among cornerbacks in INTs since his rookie season... 9 defensive return TDs are tied for fourth most in the NFL since 2003 and his 8 interception return TDs are tied for second most... His 892 tackles since 2003 are the most in Chicago's secondary and rank 3rd on the Bears trailing only Brian Urlacher (1,779) and Lance Briggs (1,414)... Stands as Chicago's active leader with 109 career PBUs after leading the team in 2003 (10), 2006 (11), 2008 (16), 2009 (7) and 2011 (13) and tying for the team lead in 2007 (5) and 2005 (18)... Set Bears record (and 2nd all-time in NFL annals) for the longest non-scoring return by producing a 95-yard return on an INT vs. GB (12/4/05), the fourth-longest overall INT return in club history... Combined with Nathan Vasher to record 13 INTs in 2005 which tied for third-most picks by a CB tandem in the NFL, tied for tops in the NFC, was the most by a Bears duo since Mark Carrier (10) and Donnell Woolford (3) in 1990 and was the most by any Chicago CB tandem dating back to 1968... Became first rookie since Carrier in 1990 to lead Chicago in INTs with 4 in 2003.

HONORS & AWARDS: **2012** - Pro Bowl; Piccolo Award; NFC Defensive Player of the Month (October); NFC Defensive Player of the Week (10/7); NFC Defensive Player of the Week (10/22), **2011** - Pro Bowl. **2008** - Brian Piccolo Award, Ed Block Courage Award. **2005** - NFC Defensive Player of the Week (10/30). **2003** - NFL Rookie of the Year (*Sports Illustrated*); All-Pro (*Sports Illustrated*); NFL Defensive Rookie of the Year (*Football Digest*); Brian Piccolo Award.

CAREER TRANSACTIONS: Entered NFL as a second-round selection (35th overall) by Chicago in the 2003 NFL Draft... Signed 5-year contract with Chicago (7/26/03)... Signed 6-year contract with Bears (7/25/07). **SIGNED through 2013**

2012 SEASON: Named to second consecutive Pro Bowl... Compiled 93 tackles (68 solo), 3 INTs returned for a career-high 3 defensive TDs, 15 PBUs, a career-high 10 FF and tied a career high with 2 FRs... Along with LB Lance Briggs became first teammates in NFL history to each have interception return touchdowns in back-to-back games (Weeks 4-5; Briggs 74 yards at DAL and 36 yards at JAX; Tillman 25 yards at DAL and 36 yards at JAX)... Put together a career high 4 FFs at TEN (11/4)... Was first in the NFL in FFs and tied for first in the NFL in defensive TDs... Started all 16 contests for third-consecutive season. **GAMES PLAYED-STARTED: 16-16**

PREVIOUS SEASONS: **2011** - Named to first career Pro Bowl after posting 113 tackles, 3 INTs, 2 INT return TDs, 13 PBUs, 4 forced fumbles, 2 fumble recoveries, 1 sack and 4 TFLs... Led team in PBUs and FF and tied for team lead in FR... 4 forced fumbles was tied for fifth most in the NFL and second among DBs... 2 INT return TDs was tied for NFL lead... 113 tackles and 4 TFLs were career-highs... Started all 16 contests for second consecutive season. **2010** - Tied for the team lead in INTs (5) and FF (3), starting all 16 games... Finished second on the team with 11 PBUs and tied for second with 2 fumble recoveries... Led the Bears secondary and finished third on the Bears with 101 tackles... Added 2 TFLs... Started both postseason contests, posting 8 tackles and 4 PBUs. **2009** - Ranked second in the NFL with then career-high 6 forced fumbles, starting all 15 games played prior to being placed on Injured Reserve (12/30)... Led the team in PBUs and was second in solo tackles (64), while leading the secondary with 86 tackles... Collected a then career-high 3 forced fumbles vs. PHI (11/22). **2008** - Paced the Bears in PBUs and forced fumbles (4), starting all 15 games in which he played... Ranked 2nd on the Bears in solo tackles (79), tied for 2nd in INTs (3) and 6th in total tackles (91)... Returned an INT 26 yards for a TD at DET (10/5)... Inactive for Game 7 vs. MIN (10/19). **2007** - Tied for the team lead with 5 PBUs and 2nd on team in INTs (3)... Tied a

then career-high with 4 forced fumbles, which ranked 6th in the NFC... Blocked 2 punts, both leading to Bears touchdowns, one of which was returned for a score by Corey Graham vs. GB (12/23)... Inactive Game 4 with an ankle injury. **2006** - Tied career-high and team-high with 5 INTs, tied for 10th in NFL... Also led team with 11 PBUs, the 3rd time in his career that he led or tied for team lead in that category... Notched first career defensive fumble recovery which he returned 40 yards for a TD... Started Games 1-14 and all 3 postseason contests at LCB; Inactive Games 15 and 16 due to injury... Finished 3rd on team in postseason with 22 tackles, and 2nd with 4 PBUs... Stripped and recovered ball from Colts TE Bryan Fletcher in Super Bowl XLI (2/4/07), while finishing game 2nd on team with career-playoff-high 11 tackles. **2005** - Established career-highs with 5 INTs, 18 PBUs and 4 forced fumbles while starting the first 15 games at LCB, plus the postseason contest... Ranked 3rd on club (led secondary) with 104 tackles, 2nd in INTs, tied for lead in PBUs and led in forced fumbles... Started at LCB in Games 1-15; Inactive Game 16... Set up Bears FG with career-long 95-yard INT return to the Packers 5-yard line off Brett Favre vs. GB (12/4). **2004** - Compiled 44 tackles with 1 forced fumble, 3 PBUs and added 2 special teams tackles while starting 7 of 8 games played and missing 8 games due to a knee injury... Started at LCB Games 1-2, 12-16, came off the bench in Game 11; Inactive Games 3-10. **2003** - Tied for team lead and NFL lead among rookies with 4 INTs for the Bears, starting the final 13 games of the season at CB, the last 10 at LCB, and playing in all 16... Led team with 10 PBUs while ranking 2nd on secondary and 3rd overall with 89 tackles... Participated in all 16 games - starting Games 4-6 at RCB and Games 7-16 at LCB... Forced fumble on special teams in NFL debut at SF (9/7)... Forced fumble recovered by Bobby Gray at SEA (10/19)... Nabbed INT in second straight game vs. SD (11/2).

COLLEGE: Four-year starter at LCB at Louisiana-Lafayette (1999-2002) was 2-time all-Sun Belt selection who started 39-of-45 career games played and totaled 284 career tackles, including 2 sacks and 9 TFLs, along with 12 INTs, 31 PBUs, 7 forced fumbles, 7 fumble recoveries and 3 blocked punts... Earned All-America honors and named first-team all-Sun Belt as a senior after moving to starting free safety for the second half of the campaign after playing strictly at CB previously... Second-team all-Sun Belt as a junior... Majored in health and physical education.

PERSONAL: Two-time all-district 8-5A and all-area team selection at Copperas Cove (TX) High School... Named to Super Cen-Tex team by the Austin *American-Statesman*... All-state Class 5A honorable mention... Named Bears nominee for NFL's Walter Payton "Man of the Year" award in 2007 and 2011... One of three finalists for the NFL's Walter Payton "Man of the Year" award in 2011... Shifted focus of his foundation, Charles Tillman's Cornerstone Foundation founded in 2005, to improve the lives of critically and chronically ill children throughout greater Chicago by providing daily support and life-changing experiences... Born in Chicago and attended kindergarten at Horace Mann Elementary on the South Side... Parents are native Chicagoans Arbria and Donald Tillman... The son of an Army sergeant, he attended 11 schools from kindergarten to 12th grade... He and wife, Jackie, have 3 daughters and a son.

CHARLES TILLMAN'S NFL STATISTICS

REGULAR SEASON

Year	Team	GP	GS	Tackles					Interceptions					Fumbles			Misc.	
				Tot	S	A	Sk	Yds	No	Yds	Lg	TD	PD	FF	FR	Yds	TFL	STT
2003	Chicago	16	13	89	64	25	1.0	3.0	4	27	32	0	10	2	0	0	1	5
2004	Chicago	8	7	44	37	7	0.0	0.0	0	0	0	0	3	1	0	0	1	2
2005	Chicago	15	15	104	84	20	1.0	10.0	5	172	95	1	18	4	0	0	0	0
2006	Chicago	14	14	88	67	21	0.0	0.0	5	32	13	0	11	1	1	40	3	0
2007	Chicago	15	15	83	64	19	0.0	0.0	3	24	20	0	5	4	0	0	0	0
2008	Chicago	15	15	91	79	12	0.0	0.0	3	52	26t	1	16	4	0	0	0	0
2009	Chicago	15	15	86	64	22	0.0	0.0	2	35	21t	1	7	6	1	0	2	0
2010	Chicago	16	16	101	66	35	0.0	0.0	5	127	56	0	11	3	2	-8	2	0
2011	Chicago	16	16	113	83	30	1.0	1.0	3	66	44t	2	13	4	2	4	4	0
2012	Chicago	16	16	93	68	25	0.0	0.0	3	71	36t	3	15	10	2	0	1	0
NFL totals		146	142	892	676	216	3.0	14.0	33	606	95	8	109	39	8	36	14	7

ADDITIONAL STATS: Touchdowns - 9: 25-yard INT return at DAL (10/11/12); 36-yard INT return at JAX (10/17/12); 10-yard INT return at ARI (12/23/12); 22-yard INT return at DET (10/30/05); 40-yard fumble return at ARZ (10/16/06); 26-yard INT return at DET (10/5/08); 21-yard INT return vs. CLE (11/1/09); 44-yard INT return vs. DET (11/13/11); 22-yard INT return at MIN (1/1/12). **Blocked Punts** - 2: 1 vs. DEN (11/25/07), 1 vs. GB (12/30/07).

CHARLES TILLMAN'S NFL STATISTICS (continued)

POSTSEASON

Year	Team	GP	GS	Tackles				Interceptions				Fumbles			Misc.	
				Tot	S	A	Sk	Yds	No	Yds	Lg	TD	PD	FF	FR	Yds
2005	Chicago	1	1	7	5	2	0.0	0.0	0	0	0	0	1	0	0	0
2006	Chicago	3	3	22	16	6	0.0	0.0	0	0	0	0	4	1	1	0
2010	Chicago	2	2	8	5	3	0.0	0.0	0	0	0	0	4	0	0	0
Postseason		6	6	37	26	11	0.0	0.0	0	0	0	0	9	1	1	0

SEASON / CAREER / PLAYOFF HIGHS

	2012	Career	Playoff
Tackles.....	10, twice.....	12, five times.....	11, vs. IND (SB XLI)
Solos.....	9, @ TEN (11/4).....	10, three times.....	7, vs. IND (SB XLI)
Interceptions.....	1, three times.....	2, at NE (11/26/07).....	None
Longest INT Return.....	36t, at JAX (10/7).....	95, vs. GB (12/4/05).....	None
Pass Defenses.....	2, five times.....	3, four times.....	4, vs. SEA (1/16/11)

CHARLES TILLMAN'S GAME-BY-GAME DEFENSIVE STATS 82-60 Regular Season Starting Record (3-3 Postseason Record)

2003 CHICAGO BEARS

Date	W/L	Opp.	Tkls-S	Sk-YL	INT-Yds	PD	FF	FR	TFL
9/7	L	at SF	3-3	0-0	0-0	0	1	0	0
9/14	L	at MIN	2-2	0-0	0-0	0	0	0	0
9/29	L	GB	1-1	0-0	0-0	1	0	0	0
10/5*	W	OAK	7-5	0-0	0-0	1	0	0	0
10/12*	L	at NO	1-1	0-0	0-0	1	0	0	0
10/19*	L	at SEA	5-3	0-0	0-0	0	1	0	0
10/26*	W	DET	10-6	0-0	1-32	0	0	0	0
11/2*	W	SD	1-1	0-0	1-(-5)	1	0	0	0
11/9*	L	at DET	5-3	0-0	0-0	1	0	0	0
11/16*	L	STL	12-9	0-0	1-0	1	0	0	0
11/23*	W	at DEN	8-6	1-3	0-0	1	0	0	0
11/30*	W	ARZ	4-1	0-0	0-0	0	0	0	0
12/7*	L	at GB	9-7	0-0	0-0	1	0	0	1
12/14*	W	MIN	10-6	0-0	1-2	2	0	0	0
12/21*	W	WASH	2-2	0-0	0-0	0	0	0	0
12/28*	L	at KC	9-8	0-0	0-0	0	0	0	0
Totals	7-6		89-64	1-3	4-27	10	2	0	1

2004 CHICAGO BEARS

Date	W/L	Opp.	Tkls-S	Sk-YL	INT-Yds	PD	FF	FR	TFL
9/12*	L	DET	5-3	0-0	0-0	0	0	0	0
9/19*	W	at GB	12-10	0-0	0-0	0	0	0	0
9/26	L	at MIN			INACTIVE				
10/3	L	PHI			INACTIVE				
10/17	L	WASH			INACTIVE				
10/24	L	at TB			INACTIVE				
10/31	W	SF			INACTIVE				
11/7	W	at NYG			INACTIVE				
11/14	W	at TEN			INACTIVE				
11/21	L	IND			INACTIVE				
11/25	L	at DAL	0-0	0-0	0-0	0	0	0	0
12/5*	W	MIN	8-7	0-0	0-0	0	1	0	0
12/12*	L	at JAX	9-8	0-0	0-0	1	0	1	0
12/19*	L	HOU	1-1	0-0	0-0	0	0	0	0
12/26*	L	at DET	4-4	0-0	0-0	2	0	0	0
1/2*	L	GB	5-4	0-0	0-0	0	0	0	1
Totals	2-5		44-37	0-0	0-0	3	1	1	1

2005 CHICAGO BEARS

Date	W/L	Opp.	Tkls-S	Sk-YL	INT-Yds	PD	FF	FR	TFL
9/11*	L	at WAS	9-7	0-0	0-0	0	1	0	0
9/18*	W	DET	8-7	0-0	0-0	2	0	0	0
9/25*	L	CIN	6-3	0-0	0-0	0	0	0	0
10/9*	W	at CLE	9-8	0-0	1-0	1	0	0	0
10/16*	W	MIN	7-6	0-0	1-55	2	0	0	0
10/23*	W	BALT	4-3	0-0	0-0	0	0	0	0
10/30*	W	at DET	9-5	0-0	1-22	2	0	0	0
11/6*	W	at NO	5-4	0-0	0-0	0	0	0	0
11/13*	W	SF	4-3	0-0	0-0	2	0	0	0
11/20*	W	CAR	8-8	0-0	0-0	3	0	0	0
11/27*	W	at TB	9-8	0-0	0-0	0	0	0	0
12/4*	W	GB	7-6	1-10	1-95	3	1	1	0
12/11*	L	at PIT	8-6	0-0	0-0	0	2	0	0
12/18*	W	ATL	2-2	0-0	0-0	1	0	0	0
12/25*	W	at GB	9-8	0-0	1-0	2	0	0	0
1/1	L	at MIN			INACTIVE				
Totals	11-4		104-84	1-10	5-172	18	4	1	0

POSTSEASON

1/15*	L	CAR	7-5	0-0	0-0	1	0	0	0
-------	---	-----	-----	-----	-----	---	---	---	---

2006 CHICAGO BEARS

Date	W/L	Opp.	Tkls-S	Sk-YL	INT-Yds	PD	FF	FR	TFL
9/10*	W	at GB	6-6	0-0	1-13	1	0	0	0
9/17*	W	DET	6-4	0-0	0-0	0	0	0	0
9/24*	W	at MIN	5-4	0-0	0-0	0	0	0	0
10/1*	W	SEA	4-4	0-0	0-0	0	0	0	0
10/8*	W	BUF	4-4	0-0	0-0	0	0	0	0
10/16*	W	at ARZ	7-3	0-0	0-0	1	0	1	0
10/29*	W	SF	8-6	0-0	0-0	1	0	0	1
11/5*	L	MIA	7-6	0-0	0-0	1	0	0	1
11/12*	W	at NYJ	4-4	0-0	1-11	2	0	0	0
11/19*	W	at NYJ	5-5	0-0	0-0	0	0	0	1
11/26*	L	at NE	8-7	0-0	2-8	1	0	0	0
12/3*	W	MIN	3-2	0-0	0-0	0	1	0	0
12/11*	W	at STL	10-5	0-0	1-0	2	0	0	0
12/17*	W	TB	11-7	0-0	0-0	2	0	0	0
12/24	W	at DET			INACTIVE				
12/31	L	GB			INACTIVE				
Totals	12-2		88-67	0-0	5-32	11	1	1	3

POSTSEASON

1/14*	W	SEA	6-5	0-0	0-0	2	0	0	0
1/21*	W	NO	5-4	0-0	0-0	2	0	0	0
2/4*	L	IND	11-7	0-0	0-0	0	1	1	0
Totals	2-1		22-16	0-0	0-0	4	1	1	0

2007 CHICAGO BEARS

Date	W/L	Opp.	Tkls-S	Sk-YL	INT-Yds	PD	FF	FR	TFL
9/9*	W	at SD	5-4	0-0	0-0	0	0	0	0
9/16*	W	KC	6-5	0-0	0-0	1	1	0	0
9/23*	L	DAL	6-6	0-0	0-0	1	0	0	0
9/30	L	at DET			INACTIVE				
10/7*	W	at GB	4-3	0-0	0-0	2	2	0	0
10/14*	L	MIN	2-2	0-0	0-0	0	0	0	0
10/21*	W	at PHI	4-3	0-0	0-0	0	0	0	0
10/28*	L	DET	8-6	0-0	0-0	0	1	0	0
11/11*	W	at OAK	7-3	0-0	0-0	0	0	0	0
11/18*	L	at SEA	7-7	0-0	0-0	0	0	0	0
11/25*	W	DEN	5-2	0-0	1-4	0	0	0	0
12/2*	L	NYG	2-1	0-0	1-0	0	0	0	0
12/6*	L	at WAS	6-5	0-0	0-0	0	0	0	0
12/17*	L	at MIN	12-10	0-0	0-0	0	0	0	0
12/23*	W	GB	5-4	0-0	0-0	0	0	0	0
12/30*	W	NO	4-3	0-0	1-20	1	0	0	0
Totals	7-8		83-64	0-0	3-24	5	4	0	0

2008 CHICAGO BEARS

Date	W/L	Opp.	Tkls-S	Sk-YL	INT-Yds	PD	FF	FR	TFL
9/7*	W	at IND	6-5	0-0	0-0	2	1	0	0
9/14*	L	at CAR	7-7	0-0	1-26	0	0	0	0
9/21*	L	TB	11-10	0-0	0-0	1	1	0	0
9/28*	W	PHI	4-4	0-0	0-0	1	0	0	0
10/5*	W	at DET	3-2	0-0	1-26t	3	0	0	0
10/12*	L	at ATL	7-7	0-0	0-0	1	0	0	0
10/19	W	MIN			INACTIVE				
11/2*	W	DET	8-7	0-0	0-0	1	0	0	0
11/9*	L	TEN	7-7	0-0	0-0	2	0	0	0
11/16*	L	at GB	6-5	0-0	0-0	0	0	0	0
11/23*	W	at STL	3-3	0-0	1-0	1	0	0	0
11/30*	L	at MIN	6-3	0-0	0-0	0	0	0	0
12/7*	W	JAX	6-4	0-0	0-0	1	1	0	0
12/11*	W	NO	7-7	0-0	0-0	1	0	0	0



CHICAGO BEARS PLAYERS

12/22*	W	GB	2-1	0-0	0-0	1	0	0	0
12/28*	L	at HOU	8-7	0-0	0-0	1	1	0	0
Totals	8-7		91-79	0-0	3-52	16	4	0	0

2009 CHICAGO BEARS

Date	W/L	Opp.	Tkls-S	Sk-Yls	INT-Yds	PD	FF	FR	TFL
9/13*	L	at GB	3-1	0-0	0-0	0	0	0	1
9/20*	W	PIT	5-4	0-0	1-14	0	1	0	0
9/27*	W	at SEA	6-3	0-0	0-0	1	1	0	0
10/4*	W	DET	7-7	0-0	0-0	0	0	0	0
10/18*	L	at ATL	8-6	0-0	0-0	0	0	0	0
10/25*	L	at CIN	5-2	0-0	0-0	1	0	0	0
11/1*	W	CLE	6-5	0-0	1-21t	0	0	1	0
11/8*	L	ARZ	6-4	0-0	0-0	1	0	0	0
11/12*	L	at SF	3-1	0-0	0-0	1	1	0	1
11/22*	L	PHI	5-5	0-0	0-0	0	3	0	0
11/29*	L	at MIN	5-5	0-0	0-0	1	0	0	0
12/6*	W	STL	7-4	0-0	0-0	0	0	0	0
12/13*	L	GB	3-2	0-0	0-0	1	0	0	0
12/20*	L	at BAL	8-8	0-0	0-0	0	0	0	0
12/28B	W	MIN	9-7	0-0	0-0	0	0	0	0
1/3	W	at DET							
Totals	6-9		86-64	0-0	2-35	7	6	1	2

2010 CHICAGO BEARS

Date	W/L	Opp.	Tkls-S	Sk-Yls	INT-Yds	PD	FF	FR	TFL
9/12*	W	DET	3-3	0-0	1-7	1	0	0	0
9/19*	W	at DAL	6-4	0-0	0-0	0	1	0	0
9/27*	W	GB	7-7	0-0	0-0	1	0	0	0
10/3*	L	at NYG	7-4	0-0	0-0	2	0	0	0
10/10*	W	at CAR	4-3	0-0	1-17	2	0	0	0
10/17*	L	SEA	6-4	0-0	0-0	1	0	0	0
10/24*	L	WAS	11-9	0-0	0-0	1	2	1	0
11/7*	W	at BUF	5-3	0-0	0-0	1	0	0	0
11/14*	W	MIN	5-2	0-0	0-0	0	0	0	0
11/18*	W	at MIA	6-3	0-0	1-5	0	0	0	0
11/28*	W	PHI	5-4	0-0	0-0	0	0	0	0
12/5*	W	at DET	5-3	0-0	0-0	1	0	0	0
12/12*	L	NE	11-5	0-0	0-0	0	0	0	0
12/20*	W	at MIN	5-2	0-0	1-56	0	0	0	1
12/26*	W	NYJ	12-8	0-0	0-0	1	0	0	0
1/2*	L	at GB	3-2	0-0	1-42	0	0	1	1
Totals	11-5		101-66	0-0	5-127	11	3	2	2

POSTSEASON

1/16*	W	SEA	3-2	0-0	0-0	4	0	0	0
1/23*	L	GB	5-3	0-0	0-0	0	0	0	0
Totals	1-1		8-5	0-0	0-0	4	0	0	0

2011 CHICAGO BEARS

Date	W/L	Opp.	Tkls-S	Sk-Yls	INT-Yds	PD	FF	FR	TFL
9/11*	W	ATL	7-6	0-0	0-0	3	1	0	1
9/18*	L	at NO	5-3	0-0	0-0	0	1	1	0
9/25*	L	GB	4-3	0-0	0-0	0	0	0	0
10/2*	W	CAR	10-7	0-0	0-0	2	0	0	0
10/10*	L	at DET	8-8	0-0	0-0	1	0	0	0
10/16*	W	MIN	10-7	0-0	0-0	0	0	0	1
10/23*	W	at TB	10-5	0-0	0-0	1	0	0	1
11/7*	W	at PHI	6-3	0-0	0-0	1	0	0	0
11/13*	W	DET	8-5	0-0	1-44	2	0	0	0
11/20*	W	SD	7-6	0-0	0-0	0	1	1	0
11/27*	L	at OAK	5-4	0-0	0-0	0	0	0	0
12/4*	L	KC	12-9	0-0	0-0	1	0	0	0
12/11*	L	at DEN	6-5	0-0	1-0	0	0	0	0
12/18*	L	SEA	3-3	0-0	0-0	0	0	0	0
12/25*	L	at GB	6-6	1-1	0-0	0	1	0	0
1/1*	W	at MIN	6-3	0-0	1-22	2	0	0	1
Totals	8-8		113-83	1-1	3-66	13	4	2	4

2012 CHICAGO BEARS

Date	W/L	Opp.	Tkls-S	Sk-Yls	INT-Yds	PD	FF	FR	TFL
9/9*	W	IND	0-0	0-0	0-0	0	0	1	0
9/13*	L	at GB	8-3	0-0	0-0	0	1	0	0
9/23*	W	STL	3-3	0-0	0-0	0	0	0	0
10/1*	W	at DAL	10-4	0-0	1-25	1	0	0	0
10/7*	W	at JAX	3-3	0-0	1-36	0	0	0	0
10/22*	W	DET	9-8	0-0	0-0	2	2	0	0
10/28*	W	CAR	5-2	0-0	0-0	1	0	0	1
11/4*	W	at TEN	10-9	0-0	0-0	2	4	0	0
11/11*	L	HOU	8-7	0-0	0-0	2	0	0	0
11/19*	L	at SF	6-5	0-0	0-0	1	0	0	0
11/25*	W	MIN	2-2	0-0	0-0	1	0	0	0
12/2*	L	SEA	8-5	0-0	0-0	2	1	1	0
12/9*	L	at MIN	5-4	0-0	0-0	0	1	0	0
12/16*	L	GB	4-3	0-0	0-0	1	1	0	0
12/23*	W	at ARZ	8-7	0-0	1-10	0	0	0	0
12/30*	W	at DET	4-3	0-0	0-0	2	0	0	0
Totals	10-6		93-68	0-0	3-71	15	10	2	1

*Denotes Game Started*Denotes Game Started

PICKING PEANUTS

Since entering the NFL in 2003, Charles Tillman is among the NFL's top 10 in interceptions (33, eighth), interception return yards (606, seventh), interception return touchdowns (eight, tied for second), forced fumbles (39, first) and passes defended (126, sixth).

CHARLES TILLMAN'S NFL RANKINGS


Since 2003

Category	NFL Rank	Stat
Interceptions	8th.....	33
Interception Return Yards.....	7th.....	606
Interception Return Touchdowns T-2nd.....	8	
Forced Fumbles	1st.....	39
Passes Defended *.....	6th.....	126

* According to STATS, LLC

MOST FORCED FUMBLES IN THE NFL (Since 2003)

	Player	Team(s)	G	FF
1.	Charles Tillman	CHI	146	39
2.	Robert Mathis	IND	147	38
3.	John Abraham	NYJ-ATL	137	35
	Dwight Freeney	IND	147	35
5.	Julius Peppers	CAR-CHI	158	32
	Osi Umenyiora	NYG	129	32
	DeMarcus Ware	DAL	128	32
8.	Jason Taylor	MIA-WAS-NYJ	141	30
9.	James Harrison	PIT	130	28
10.	Jared Allen	KC-MIN	141	27
	Terrell Suggs	BAL	149	27



59 PATRICK TRAHAN

Ht: 6-2

Age: 26

Bears Season: 2

Acquired: Waived free agent in 2011 (TEN)

Wt: 236

College: Mississippi

NFL Season: 2

LINEBACKER

PRO CAREER: Appeared in 6 games over two seasons (2011-12) for the Bears, recording 6 special teams tackles and 1 FF... Spent parts of both 2011 and 2012 on the Bears practice squad... Spent 2010 training camp with the Titans and was on the Tennessee practice squad for the entire 2010 season.

CAREER TRANSACTIONS: Signed by Titans as an undrafted free agent (4/30/10)... Cut by Tennessee (9/4/10)... Signed to the Titans practice squad (9/5/10)... Signed to Bears practice squad (1/19/11)... Signed with Chicago (1/24/11)... Waived by Bears (9/3/11)... Signed to Chicago's practice squad (9/4/11)... Signed to Bears 53-man roster (11/29/11)... Waived by Chicago (9/8/12)... Signed to the Bears practice squad (9/10/12)... Elevated to the Bears active roster (11/28/12)... Waived by Chicago (12/17/12)... Signed by the Chicago Bears (1/8/13). **SIGNED through 2014**

2012 SEASON: Played in 1 game recording 1 FF and 1 STT... Spent the first 12 weeks on the Bears practice squad. **GAMES PLAYED-STARTED: 1-0**

PREVIOUS SEASONS: 2011 - Appeared in final 5 contests of the season for Chicago, recording 5 special teams tackles... Spent first 12 weeks of the season on Bears practice squad. **2010** - Spent entire season on Titans practice squad after entering the league with Tennessee as an undrafted free agent.

COLLEGE: Played at Auburn (2006), Northwest Mississippi C.C. (2007) and Ole Miss (2008-09)... Ole Miss totals included 98 tackles, 7.0 sacks, 16.5 TFLs, 1 QB pressure, 2 INTs, 3 forced fumbles and 1 fumble recovery... As a senior, started all 13 games at WLB and tied for team lead (eighth in SEC) with 12 tackles for loss... Also tied for team lead with 2 INTs, ranked third on the team with 5.0 sacks and ranked fourth on the squad with 69 tackles... Team captain... In 2008, saw action in all 13 games with two starts at WLB and tallied 29 tackles, 2.0 sacks, 4.5 tackles for loss, 1 forced fumble and a safety... At Northwest Mississippi, named second-team National Junior College Athletic Association All-American after posting 96 tackles, 14 tackles for loss, 6.0 sacks, 4 forced fumbles and 1 INT... As a redshirt freshman at Auburn, played in 13 games and recorded 14 tackles and one TFL... Majored in parks and recreation management.

PERSONAL: Attended St. Augustine (New Orleans, LA) High School, earning first-team all-state and all-district honors as a senior after totaling 120 tackles, 9.0 sacks, 2 INTs and 10 forced fumbles... Named to *Mobile Press-Register* Super Southeast 120 team, Tom Lemming and SuperPrep all-southwest teams, rated the No. 11 player in Louisiana by Rivals.com, and earned PrepStar all-region honors... As a high school sophomore, played alongside Cincinnati Bengals running back BenJarvus Green-Ellis.

**73 J'MARCUS WEBB****Ht:** 6-7**Age:** 24**Bears Season:** 4**Acquired:** 7th round of the 2010 draft**Wt:** 333**College:** West Texas A&M**NFL Season:** 4**TACKLE**

PRO CAREER: Has started at both tackle positions along the offensive line in his first three seasons in the NFL for Chicago (2010-12)... Has started 32 consecutive games at LT and 12 contests at RT... Made starts in 44-of-46 games played... Helped RB Matt Forte Reach 1,000 yards rushing twice (2010 and 2012)... Started two playoff contests at RT.

HONORS AND AWARDS: 2010 - Brian Piccolo Award.

CAREER TRANSACTIONS: Drafted in the seventh round (218th overall) of the 2010 NFL Draft (4/23/10)... Signed a four-year contract with Chicago (5/16/10). **SIGNED through 2013**

2012 SEASON: Started 16-of-16 games at LT... Helped the Bears rush for over 1,900 yards (1,970) with a 4.2 ypc average.

GAMES PLAYED-STARTED: 16-16

PREVIOUS SEASONS: 2011 - Started all 16 contests at LT... Helped Bears offense eclipse 2,000-yard rushing mark (2,015) for second time in 21 years, while averaging 4.4 yards per carry, highest team total since 1990. 2010 - Appeared in 14 games, making 12 starts... All 12 starts came at RT... Helped solidify an offensive line that saw the Bears finish the season by winning 7-of-9 games... Helped block for Matt Forte to rush for 1,069 yards.

COLLEGE: Spent time at West Texas A&M (2008-09), Navarro (Texas) College (2007) and the University of Texas (2006)... Started 24-of-25 games played on the offensive line at West Texas A&M... Named first-team all-Lone Star South Division... As a junior, part of offensive line that allowed just 19 sacks over the course of the entire season, while helping put up a school-record 7,079 yards of offense... As a sophomore, named first-team NJCAA All-America honors while at Navarro College... Also earned all-Southwest Junior College Football Conference first team accolades... In his freshman season, saw action in 12 games at tackle for Texas.


PERSONAL: Attended Mesquite North (TX) High School where he was a *Parade* All-American and SuperPrep All-American... Participated in the U.S. Army All-America Bowl and was an EA Sports second team All-American.

J'MARCUS WEBB'S NFL STATISTICS

GAMES PLAYED-STARTED - 46-44: 2010 (14-12); 2011 (16-16); 2012 (16-16)

POSTSEASON

GAMES PLAYED-STARTED - 2-2: 2010 (2-2).



14 ERIC WEEMS

Ht: 5-9

Age: 27

Bears Season: 2

Acquired: Unrestricted free agent in 2012 (ATL)

Wt: 195

College: Bethune-Cookman

NFL Season: 7

WIDE RECEIVER/KICK RETURNER

PRO CAREER: Pro Bowl (2010) special teamer has appeared in 71 games with 7 starts at WR over first six NFL seasons with Atlanta (2007-11) and Chicago (2012)... Has recorded 815 punt return yards and a touchdown on 78 punt returns (10.4 ypr) and 3,127 kickoff return yards and a touchdown on 126 returns (24.8 ypr)... Has added 53 career special teams tackles... 3,942 total return yards are ninth in the NFL over the last six seasons... Has 26 receptions for 232 yards (8.9 ypr) and 2 touchdowns and 8 rushes for 53 yards... First player in Falcons history to record both a punt and kickoff return touchdown... In three career playoff contests, has 10 kickoff returns for 278 yards, including NFL playoff record 102-yard kickoff return touchdown in Divisional Round playoff game against Green Bay (1/15/11).

HONORS AND AWARDS: 2010 - Pro Bowl, All-NFL Team (*Pro Football Weekly*), NFC Special Teams Player of the Week (Week 13 at Tampa Bay).

CAREER TRANSACTIONS: Signed by Atlanta as an undrafted free agent (5/1/07)... Released by Falcons (9/3/07)... Signed to Atlanta's practice squad (9/4/07)... Elevated to Falcons active roster (12/30/07)... Released by Atlanta (8/30/08)... Signed to Falcons practice squad (8/31/08)... Elevated to Atlanta's active roster (11/19/08)... Signed 1-year deal with Falcons (7/30/11)... Signed 3-year contract with Chicago (3/15/12) as an unrestricted free agent. **SIGNED through 2014**

2012 SEASON: Appeared in 16 games with one start in first season with the Bears... Returned 13 kicks for 231 yards (17.8 avg)... Had 1 punt return for 0 yards and 1 FC... Added 12 STTs... Offensively, recorded 2 catches for 27 yards (13.5 avg)... Started as third WR at Minnesota (12/9). **GAMES PLAYED-STARTED 16-1**

PREVIOUS SEASONS: 2011 - Appeared in all 16 contests for the Falcons with two starts, recording 315 punt return yards on 32 returns (9.8 ypr) and 563 kickoff return yards on 24 returns (23.5 ypr)... Added 12 special teams tackles and 11 receptions for 90 yards (8.2 ypr). 2010 - Named to first career Pro Bowl as a special teamer after compiling 1,100 yards and a touchdown on 40 kickoff returns (23.8 ypr), 230 yards and a touchdown on 18 punt returns (12.8 ypr) and a team-high 16 special teams tackles... One of two NFL players (Marc Mariani, Tennessee) to have both a punt and kickoff return touchdown... Added 6 receptions for 61 yards (10.1 ypr)... Established franchise record with 102-yard kickoff return touchdown at Tampa Bay (12/5)... Had NFL playoff record 102-yard kickoff return touchdown in Divisional Round playoff game against Green Bay (1/15)... In three playoff contests, had 10 kickoff returns for 278 yards and a touchdown. 2009 - Appeared in all 16 games and had career-high 1,214 kickoff return yards, which ranked eighth in NFL and fourth in NFC... Added 270 yards on 27 punt returns, 10 special teams tackles, six receptions for 50 yards (8.3 ypr) and two touchdowns and eight carries for 53 yards (6.6 ypc). 2008 - Appeared in six contests and had 3 special teams tackles, a 19-yard punt return and 4-yard reception... Spent first 11 weeks on Falcons practice squad. 2007 - Spent first 16 weeks of season on practice squad before being elevated to active roster and making NFL debut in Week 17 vs. SEA (12/30).

COLLEGE: Posted 178 receptions for 2,533 yards with 19 touchdowns in 42 games as a member of the Bethune-Cookman Wildcats... Recorded career highs in catches (62), receiving yards (864) and touchdowns (nine) as a senior in 2006 and tallied the sixth-most touchdowns scored in a single season in MEAC history (10).

PERSONAL: Prepped at Seabreeze (Ormond Beach, FL) High School where he was named an all-state and all-area performer... Earned team MVP honors as a senior after collecting 97 tackles and two sacks as a defensive back... Participated in basketball and earned all-area honors by averaging 23.5 points per game with four steals and nine rebounds.



ERIC WEEMS' NFL STATISTICS

REGULAR SEASON

Year	Team	GP-GS	Rec	Yds	Avg	Lg	TD	Rush	Yds	Avg	Lg	TD
2007	Atlanta	1 - 0	0	0	-	-	0	0	0	-	-	0
2008	Atlanta	6 - 0	1	4	4.0	4	0	0	0	-	-	0
2009	Atlanta	16 - 0	6	50	8.3	30t	2	8	53	6.6	31	0
2010	Atlanta	16 - 4	6	61	10.2	18	0	0	0	-	-	0
2011	Atlanta	16 - 2	11	90	8.2	18	0	0	0	-	-	0
2012	Chicago	16 - 1	2	27	13.5	18	0	0	0	-	-	0
NFL Totals		71 - 7	26	232	8.9	30t	2	8	53	6.6	31	0

Year	Team	KR	Yds	Avg	LG	TD	PR	FC	Yds	Avg	Lg	TD
2007	Atlanta	0	0	-	-	0	0	0	0	-	-	0
2008	Atlanta	1	19	19.0	19	0	0	0	0	-	-	0
2009	Atlanta	48	1,214	25.3	62	0	27	14	270	10.0	28	0
2010	Atlanta	40	1,100	27.5	102t	1	18	19	230	12.8	55t	1
2011	Atlanta	24	563	23.5	37	0	32	19	315	9.8	42	0
2012	Chicago	13	231	17.8	27	0	1	1	0	0.0	-	0
NFL Totals		126	3,127	24.8	102t	1	78	53	815	10.4	55t	1

ADDITIONAL STATS: Special Teams Touchdowns - 2: 102-yard kickoff return at TB (12/5/10), 55-yard punt return vs. CAR (1/2/11);

Playoffs - 1: 102-yard kickoff return vs. GB (Divisional Playoff, 1/15/11). **Special Teams Tackles** - 53: 2008 (3), 2009 (10), 2010 (16), 2011 (12); **Playoffs** - 3: 2008 (2), 2011 (1), 2012 (12).

POSTSEASON

Year	Team	GP-GS	Rec	Yds	Avg	Lg	TD	Rush	Yds	Avg	Lg	TD
2008	Atlanta	1 - 0	0	0	-	-	0	0	0	-	-	0
2010	Atlanta	1 - 0	0	0	-	-	0	0	0	-	-	0
2011	Atlanta	1 - 0	0	0	-	-	0	0	0	-	-	0
Postseason		3 - 0	0	0	-	-	0	0	0	-	-	0

Year	Team	GP	KR	Yds	Avg	LG	TD	PR	FC	Yds	Avg	Lg	TD
2008	Atlanta	1	0	0	-	-	0	0	0	0	-	-	0
2010	Atlanta	1	6	195	32.5	102t	1	0	0	0	-	-	0
2011	Atlanta	1	4	83	20.8	27	0	0	0	0	-	-	0
Postseason		3	10	278	27.8	102t	1	0	0	0	-	-	0

ERIC WEEMS' GAME-BY-GAME STATS 5-2 Regular Season Starting Record (0-0 Postseason)

2007 ATLANTA FALCONS

Date	W/L	Opp.	Receiving				Punt Returns				Kickoff Returns			
			Rec	Yds	Avg.	Lg	TD	PR	Yds	Avg	FC	Lg	TD	KR
12/30	W	SEA	0	0	-	-	0	0	0	-	0	-	0	0

2008 ATLANTA FALCONS

Date	W/L	Opp.	Receiving				Punt Returns				Kickoff Returns			
			Rec	Yds	Avg.	Lg	TD	PR	Yds	Avg	FC	Lg	TD	KR
11/23	W	CAR	1	4	4.0	4	0	0	0	-	0	-	0	0
11/30	W	at SD	0	0	-	-	0	0	0	-	0	-	0	1
12/7	L	at NO	0	0	-	-	0	0	0	-	0	-	0	0
12/14	W	TB	0	0	-	-	0	0	0	-	0	-	0	0
12/21	W	at MIN	0	0	-	-	0	0	0	-	0	-	0	0
12/28	W	STL	0	0	-	-	0	0	0	-	0	-	0	0
Totals			1	4	4.0	4	0							1

POSTSEASON

1/3	L	at ARZ	0	0	-	-	0	0	0	-	0	-	0	0
-----	---	--------	---	---	---	---	---	---	---	---	---	---	---	---

2009 ATLANTA FALCONS

Date	W/L	Opp.	Receiving				Punt Returns				Kickoff Returns			
			Rec	Yds	Avg.	Lg	TD	PR	Yds	Avg	FC	Lg	TD	KR
9/13	W	MIA	0	0	-	-	0	3	31	10.3	1	18	0	1
9/20	W	CAR	0	0	-	-	0	0	0	-	0	-	0	2
9/27	L	at NE	0	0	-	-	0	0	0	-	1	-	0	5
10/11	W	at SF	0	0	-	-	0	4	18	4.5	0	10	0	2
10/18	W	CHI	0	0	-	-	0	1	20	20.0	2	20	0	3
10/25	L	at DAL	2	33	16.5	30t	1	2	9	4.5	1	10	0	3
11/2	at NO	O	0	0	-	0	1	9	9.0	1	9	0	5	132
11/8	W	WAS	0	0	-	-	0	2	12	6.0	0	10	0	4
11/15	L	at CAR	0	0	-	-	0	2	37	18.5	1	24	0	1
11/22	L	at NYG	1	4	4.0	4t	1	2	24	12.0	1	17	0	4
11/29	W	TB	2	10	5.0	5	0	1	18	18.0	1	18	0	4
12/6	L	PHI	0	0	-	-	0	2	20	10.0	0	14	0	6
12/13	L	NO	1	3	3.0	3	0	0	0	-	1	-	0	1
12/20	W	at NYJ	0	0	-	-	0	1	8	8.0	2	8	0	2
12/27	W	BUF	0	0	-	-	0	5	64	12.8	0	28	0	2
1/3	W	at TB	0	0	-	-	0	1	0	0.0	2	0	0	3
Totals			6	50	8.3	30t	2	27	270	10.0	14	28	0	48

2010 ATLANTA FALCONS

Date	W/L	Opp.	Receiving					Punt Returns					Kickoff Returns					
			Rec	Yds	Avg.	Lg	TD	PR	Yds	Avg	FC	Lg	TD	KR	Yds	Avg	Lg	TD
9/12	L	at PIT	4	36	9.0	17	0	2	20	10.0	3	14	0	1	19	19.0	19	0
9/19*	W	ARZ	0	0	-	-	0	1	17	17.0	2	17	0	1	30	30.0	30	0
9/26	W	at NO	0	0	-	-	0	0	0	-	0	-	0	3	76	25.3	35	0
10/3	W	SF	0	0	-	-	0	2	32	16.0	2	19	0	3	77	25.7	30	0
10/10*	W	at CLE	0	0	-	-	0	1	8	8.0	0	8	0	3	66	22.0	32	0
10/17	L	at PHI	0	0	-	-	0	1	18	18.0	0	18	0	3	70	23.3	29	0
10/24	W	CIN	0	0	-	-	0	0	0	-	2	-	0	6	168	28.0	55	0
11/7W	TB	O	0	0	-	-	0	0	-	1	-	0	3	70	23.3	34	0	
11/11*	W	BAL	0	0	-	-	0	1	16	16.0	2	16	0	1	33	33.0	33	0
11/21	W	at STL	1	18	18.0	18	0	1	11	11.0	3	11	0	4	120	30.0	55	0
11/28	W	GB	0	0	-	-	0	0	0	-	0	-	0	3	93	31.0	40	0
12/5	W	at TB	0	0	-	-	0	1	10	10.0	1	10	0	4	163	40.8	102t	1
12/12*	W	at CAR	1	7	7.0	7	0	2	5	2.5	1	5	0	1	23	23.0	23	0
12/19	W	at SEA	0	0	-	-	0	1	12	12.0	0	12	0	1	46	46.0	46	0
12/27	L	NO	0	0	-	-	0	2	6	3.0	0	4	0	2	26	13.0	18	0
1/2	W	CAR	0	0	-	-	0	3	75	25.0	2	55t	1	1	20	20.0	20	0
Totals	4-0		6	61	10.2	18	0	18	230	12.8	19	55t	1	40	1,100	27.5	102t	1
POSTSEASON																		
1/15	L	GB	0	0	-	-	0	0	0	-	0	-	0	6	195	32.5	102t	1

2011 ATLANTA FALCONS

Date	W/L	Opp.	Receiving					Punt Returns					Kickoff Returns					
			Rec	Yds	Avg.	Lg	TD	PR	Yds	Avg	FC	Lg	TD	KR	Yds	Avg	Lg	TD
9/11	L	at CHI	0	0	-	-	0	3	10	3.3	1	8	0	2	33	16.5	20	0
9/18	W	PHI	0	0	-	-	0	1	19	19.0	1	19	0	3	78	26.0	36	0
9/25	L	at TB	0	0	-	-	0	2	16	8.0	1	13	0	3	58	19.3	25	0
10/2	W	at SEA	0	0	-	-	0	2	24	12.0	1	13	0	1	19	19.0	19	0
10/9	L	GB	1	4	4.0	4	0	1	3	3.0	1	3	0	1	28	28.0	28	0
10/16	W	CAR	0	0	-	-	0	1	8	8.0	1	8	0	1	22	22.0	22	0
10/23	W	at DET	0	0	-	-	0	4	62	15.5	1	37	0	3	82	27.3	37	0
11/6	W	at IND	0	0	-	-	0	3	19	6.3	2	11	0	0	0	-	-	0
11/13	L	NO	3	25	8.3	11	0	0	0	-	1	-	0	2	41	20.5	25	0
11/20*	W	TEN	3	20	6.7	8	0	2	27	13.5	2	16	0	0	0	-	-	0
11/27	W	MIN	0	0	-	-	0	4	54	13.5	2	42	0	2	52	26.0	26	0
12/4	L	at HOU	0	0	-	-	0	2	22	11.0	0	11	0	2	47	23.5	30	0
12/11	W	at CAR	0	0	-	-	0	2	14	7.0	1	12	0	1	23	23.0	23	0
12/15	W	JAX	0	0	-	-	0	4	28	7.0	2	10	0	2	53	26.5	29	0
12/26*	L	at NO	3	33	11.0	18	0	0	0	-	1	-	0	1	27	27.0	27	0
1/1	W	TB	1	8	8.0	8	0	1	9	9.0	1	9	0	0	0	-	-	0
Totals	1-1		11	90	8.2	18	0	32	315	9.8	19	42	0	24	563	23.5	37	0
POSTSEASON																		
1/8	L	at NYG	0	0	-	-	0	0	0	-	0	-	0	4	83	20.8	27	0

2012 CHICAGO BEARS

Date	W/L	Opp.	Receiving					Punt Returns					Kickoff Returns					
			Rec	Yds	Avg.	Lg	TD	PR	Yds	Avg	FC	Lg	TD	KR	Yds	Avg	Lg	TD
9/9	W	IND	0	0	-	-	0	0	0	-	0	-	0	0	0	-	-	0
9/13	L	at GB	0	0	-	-	0	0	0	-	0	-	0	0	0	-	-	0
9/23	W	STL	0	0	-	-	0	0	0	-	0	-	0	0	0	-	-	0
10/1	W	at DAL	0	0	-	-	0	0	0	-	0	-	0	0	0	-	-	0
10/7	W	at JAX	0	0	-	-	0	0	0	-	0	-	0	0	0	-	-	0
10/22	W	DET	0	0	-	-	0	0	0	-	1	-	0	1	27	27.0	27	0
10/28	W	CAR	0	0	-	-	0	0	0	-	0	-	0	1	3	3.0	3	0
11/4	W	at TEN	0	0	-	-	0	0	0	-	0	-	0	0	0	-	-	0
11/11	L	HOU	0	0	-	-	0	0	0	-	0	-	0	0	0	-	-	0
11/19	L	at SF	0	0	-	-	0	0	0	-	0	-	0	0	0	-	-	0
11/25	W	MIN	1	9	9.0	9	0	0	0	-	0	-	0	3	65	21.7	27	0
12/2	L	SEA	1	18	18.0	18	0	1	0	0.0	0	0	0	3	65	21.7	22	0
12/9*	L	at MIN	0	0	-	-	0	0	0	-	0	-	0	4	59	14.8	18	0
12/16	L	GB	0	0	-	-	0	0	0	-	0	-	0	0	0	-	-	0
12/23	W	at ARZ	0	0	-	-	0	0	0	-	0	-	0	1	12	12.0	12	0
12/30	W	at DET	0	0	-	-	0	0	0	-	0	-	0	0	0	0	0	0
Totals	0-1		2	27	13.5	18	0	1	0	0.0	0	0	0	13	231	17.8	27	0

*Denotes Game Started



58 D.J. WILLIAMS

Ht: 6-1

Age: 30

Bears Season: 1

Acquired: Waived free agent in 2013 (DEN)

Wt: 242

College: Miami (FL)

NFL Season: 10

LINEBACKER

PRO CAREER: Has played in 127 games with 115 starts during 9-year career, all with Denver... Recorded 886 tackles (673 solo), 20.5 sacks, 2 INTs, 41 PBUs, 14 FFs and 7 FRs... Owns five 100-tackle seasons, including a personal-best 170 stops in 2007, along with 30 10-tackle games for his career, while ranking sixth in the NFL in tackles (565) in the last five seasons according to press box totals... Led the Broncos in tackles five times in his nine years in the league... Started for the Broncos at weakside linebacker in 2004, '08 and '11, strongside linebacker from 2005-06, middle linebacker in '07 and inside linebacker from 2009-10... Finished the 2010 season as the only player in the NFL to lead his team in tackles (119) and sacks (5.5) with the latter figure representing a career high... Did not miss a regular-season game or a playoff contest in his first four seasons (2004-07) with Denver as its only defender to see time in all 67 Broncos contests during that period... Became the first rookie in Broncos history to lead the club in tackles with 114 stops in 2004 en route to finishing third in *Associated Press* NFL Defensive Rookie of the Year voting.

HONORS & AWARDS: 2004 - *Pro Football Weekly*/PFWA All-Rookie honors.

CAREER TRANSACTIONS: Selected by the Denver Broncos in the 1st round (17th overall) of the 2004 NFL draft... Signed with Broncos (7/28/04)... Released by Broncos (3/11/13)... Signed 1-year contract with Chicago (3/22/13). **SIGNED THROUGH 2013**

2012 SEASON: Played in 7 games with 1 start for Denver... Compiled 14 tackles (10 solo) and 1 PBU. **GAMES PLAYED-STARTED: 7-1**

PREVIOUS SEASONS: 2011 - Started all 13 regular-season games played and led the team in tackles (90) for the third consecutive year and fifth time in his eight NFL seasons... Added 5 sacks, 2 PBUs, 3 FFs and 1 FR... Opened both postseason contests for Denver and totaled 13 tackles (6 solo) and 2 PBUs... Missed the first three games of the season with an elbow injury. **2010** - Williams played all 16 games (15 starts) at inside linebacker and posted 119 tackles (94 solo), including a career-high 5.5 sacks, to go along with 9 PBUs, 1 FF and 1 FR... Represented the only player in the NFL to lead his team in tackles and sacks... Joined just three other players in the league with at least 100 tackles and 5 sacks... **2009** - Started all 16 games for the Broncos at inside linebacker, totaling 122 tackles (100 solo), 3.5 sacks, 7 PBUs, 3 FFs and 2 FRs... Named a Pro Bowl alternate... Ranked sixth in the AFC (11th in NFL) in tackles while posting career highs in sacks and PBUs... Helped Denver rank seventh in the league defensively in both yards per play (5.0) and yards per game (315.0)... Had four 10-tackle games. **2008** - Returned to the weakside linebacker position for the first time since his rookie season and played 11 games (all starts) for Denver, finishing second on the team with 103 tackles (83 solo)... Notched 2.5 sacks, 1 PBU and 1 FR... Ranked sixth in the NFL in tackles per game (8.5 / 93 total) according to press box statistics... Started Denver's first eight games, recording double-digit tackle totals in five of those contests, before suffering a left knee injury vs. Mia. (11/2) and missing the next five games (Games 9-13)... Tied for the NFL lead in tackles (77) at the time of the injury according to press box totals. **2007** - In his first season playing middle linebacker, started all 16 games for the first time in his career and led the Broncos with a career-high 170 tackles (121 solo)... Added 1 sack, 1 INT, 4 PBUs, 3 FFs (second most on the team) and 2 FRs... Posted at least a share of Denver's tackle lead in 11 games... Registered the highest tackle total (170) by a Bronco since 2002 (LB Al Wilson, 199)... Credited with an AFC-best 141 tackles (106 solo) according to press box figures with that total ranking second in the NFL... Had 10 games with at least 10 tackles... Whistled for only one penalty (5 yds.) all season. **2006** - Posted 86 tackles (69 solo), 1 sack, 3 PBUs and 2 FFs in 16 games (15 starts) for the Broncos... Played at the strongside position. **2005** - Placed sixth on the Broncos with 68 tackles (44 solo) while adding 5 PBUs and 1 FF in 16 games (14 starts) at strongside linebacker... Key part of a Denver team that won the AFC West title and advanced to the AFC Championship Game... Helped the club rank second in the NFL against the run (85.2 ypg.) and tie for third in the league

in scoring defense (16.1 ppg.)... Contributed 2 tackles and 1 FF on special teams... Placed second on the club with 17 tackles (10 solo) while adding half a sack in two playoff games, including 10 stops (5 solo) and half a sack in the AFC Championship Game vs. Pit. (1/22). **2004** - Played 16 games (14 starts) at weakside linebacker and totaled 114 tackles (82 solo), 2 sacks, 1 INT, 9 PBUs and 1 FF... Finished third in the *Associated Press'* NFL Defensive rookie-of-the-year voting and received *Pro Football Weekly*/PFWA All-Rookie recognition... Became the first Broncos rookie in club history to own the team's outright lead in tackles for the season... Recorded seven tackles (5 solo) in an AFC Wild Card Game at Ind. (1/9)... Was the only rookie in the league to receive AFC Defensive Player of the Week accolades (Wk. 16 at Tennessee) and also earned NFL defensive rookie-of-the-month honors for December, becoming the first Bronco in club history to receive that honor.

COLLEGE: Was a three-year starter at the University of Miami, playing 47 career games (34 starts) and totaling 241 tackles (124 solo), 10 sacks, 28 TFLs, 4 FFs, 1 FR and 10 PBUs... Started his collegiate career at fullback and totaled 18 career rushes for 142 yards (7.9 avg.) with 2 TDs while catching 12 passes for 153 yards (11.9 avg.)... Blossomed into one of the best players in the country at linebacker, finishing his senior year in 2003 as a semifinalist for the Butkus Award (nation's top linebacker) for the second consecutive year and earning a selection to the All-America Dream Team (The NFL Draft Report)... Named third-team All-America by the *Associated Press* and first-team all-Big East Conference as a senior... Was a semifinalist for the Butkus Award and a first-team all-Big East selection as a junior... Helped Miami capture the national championship as a sophomore with a Rose Bowl win against Nebraska... Played as a reserve fullback in 2000 during his freshman campaign before switching to linebacker.

PERSONAL: Earned *USA Today* defensive player-of-the-year honors and was regarded as the top defensive player in the nation at De La Salle High School (Concord, CA), one of the top prep programs in the country... Helped his team post a combined 36-0 record and was part of the school's national-record 151-game winning streak that was snapped in 2004... Rated as the top player in the nation by SuperPrep as well as the No. 1 prospect on the Far West Team... Listed as the national defensive MVP, Western Region MVP and No. 1 linebacker on PrepStar's 1999 Top-100 Dream Team... Tabbed a SuperPrep All-American and recorded 130 career tackles (87 solo) and 6 sacks while rushing for 1,974 yards... Broke the school record for touchdowns in a season with 42 (33 rushing, 5 receiving, 3 punt return and 1 kickoff return).

D.J. WILLIAMS' NFL STATISTICS

REGULAR SEASON

Year	Team	GP	GS	Tackles					Interceptions					Fumbles			Misc.	
				Tot	S	A	Sk	Yds	No	Yds	Lg	TD	PD	FF	FR	Yds	TFL	STT
2004	Denver	16	14	114	82	32	2.0	13.0	1	10	10	0	9	1	0	N/A	N/A	8
2005	Denver	16	14	68	44	24	0.0	0.0	0	0	0	0	5	1	0	N/A	N/A	2
2006	Denver	16	15	86	69	17	1.0	8.0	0	0	0	0	3	2	0	N/A	N/A	0
2007	Denver	16	16	170	121	49	1.0	14.0	1	0	0	0	4	3	2	N/A	N/A	0
2008	Denver	11	11	103	83	20	2.5	13.0	0	0	0	0	1	0	1	N/A	N/A	0
2009	Denver	16	16	122	100	22	3.5	25.0	0	0	0	0	7	3	2	N/A	N/A	0
2010	Denver	16	15	119	94	25	5.5	28.5	0	0	0	0	9	1	1	N/A	N/A	0
2011	Denver	13	13	90	70	20	5.0	38.0	0	0	0	0	2	3	1	N/A	N/A	0
2012	Denver	7	1	14	10	4	0.0	0.0	0	0	0	0	1	0	0	N/A	N/A	N/A
NFL totals		127	115	886	673	213	20.5	139.5	2	10	10	0	41	14	7	N/A	N/A	10

POSTSEASON

Year	Team	GP	GS	Tackles					Interceptions					Fumbles			Misc.	
				Tot	S	A	Sk	Yds	No	Yds	Lg	TD	PD	FF	FR	Yds	TFL	STT
2004	Denver	1	1	7	5	2	0.0	0.0	0	0	0	0	1	0	0	N/A	N/A	0
2005	Denver	2	2	17	10	7	0.5	3.5	0	0	0	0	0	0	0	N/A	N/A	0
2011	Denver	2	2	13	6	7	0.0	0.0	0	0	0	0	2	0	0	N/A	N/A	0
2012	Denver	1	0	3	2	1	0.0	0.0	0	0	0	0	0	0	0	N/A	N/A	0
Postseason		6	5	40	23	17	0.5	3.5	0	0	0	0	3	0	0	N/A	N/A	0

SEASON / CAREER / PLAYOFF HIGHS

	2012	Career	Playoff
Tackles	5, at OAK (12/6).....	17, vs. NO (9/21/08).....	10, vs. PIT (1/22/06)
Solos	4, at OAK (12/6).....	15, vs. NO (9/21/08).....	5, twice
Sacks	none.....	2, twice.....	0.5, vs. PIT (1/22/06)



CHICAGO BEARS PLAYERS

D.J. WILLIAMS GAME-BY-GAME DEFENSIVE STATS 59-56 Regular Season Starting Record (2-3 Postseason Record)

2004 DENVER BRONCOS

Date	W/L	Opp.	Tkls-S	Sk-YL	INT-Yds	PD	FF	FR	TFL
9/12*	W	KC	7-7	0-0	0-0	1	0	0	N/A
9/19*	L	at JAX	4-2	1-7	0-0	0	0	0	N/A
9/26*	W	SD	5-2	0-0	0-0	0	0	0	N/A
10/3*	W	at TB	9-8	0-0	0-0	0	0	0	N/A
10/10*	W	CAR	8-5	0-0	0-0	0	0	0	N/A
10/17*	W	at OAK	8-5	0-0	0-0	0	0	0	N/A
10/25*	L	at CIN	7-4	0-0	0-0	1	0	0	N/A
10/31*	L	ATL	7-4	0-0	0-0	1	0	0	N/A
11/7	W	HOU	6-4	0-0	0-0	1	0	0	N/A
11/21*	W	at NO	3-2	0-0	0-0	0	0	0	N/A
11/28	L	OAK	7-5	0-0	0-0	1	0	0	N/A
12/5*	L	at SD	13-10	0-0	0-0	1	0	0	N/A
12/12*	W	MIA	11-8	0-0	0-0	0	0	0	N/A
12/19*	L	at KC	9-8	1-6	0-0	0	1	0	N/A
12/25*	W	at TEN	7-5	0-0	1-10	3	0	0	N/A
1/2*	W	IND	5-3	0-0	0-0	0	0	0	N/A
Totals 9-5			114-82	2-13	1-10	9	1	0	N/A
POSTSEASON									
1/9*	L	at IND	7-5	0-0	0-0	1	0	0	N/A

2005 DENVER BRONCOS

Date	W/L	Opp.	Tkls-S	Sk-YL	INT-Yds	PD	FF	FR	TFL
9/11*	L	at MIA	5-4	0-0	0-0	0	0	0	N/A
9/18*	W	SD	5-4	0-0	0-0	0	0	0	N/A
9/26*	W	KC	0-0	0-0	0-0	0	0	0	N/A
10/2*	W	at JAX	3-1	0-0	0-0	0	0	0	N/A
10/9*	W	WAS	4-2	0-0	0-0	0	0	0	N/A
10/16*	W	NE	4-3	0-0	0-0	2	0	0	N/A
10/23*	L	at NYG	6-4	0-0	0-0	0	0	0	N/A
10/30	W	PHI	5-4	0-0	0-0	1	0	0	N/A
11/3	W	at OAK	6-4	0-0	0-0	0	0	0	N/A
11/20*	W	NYJ	3-1	0-0	0-0	0	0	0	N/A
11/24*	W	at DAL	10-7	0-0	0-0	0	0	0	N/A
12/4*	L	at KC	4-4	0-0	0-0	0	0	0	N/A
12/11*	W	BAL	3-0	0-0	0-0	0	0	0	N/A
12/17*	W	at BUF	4-3	0-0	0-0	1	0	0	N/A
12/24*	W	OAK	2-0	0-0	0-0	1	0	0	N/A
12/31*	W	at SD	4-3	0-0	0-0	1	0	0	N/A
Totals 11-3			68-44	0-0	0-0	5	1	0	N/A
POSTSEASON									
1/14*	W	NE	7-5	0-0	0-0	0	0	0	N/A
1/22*	L	PIT	10-5	0-0	0.5-3.5	0	0	0	N/A
Totals 1-1			17-10	0-0	0.5-3.5	0	0	0	N/A

2006 DENVER BRONCOS

Date	W/L	Opp.	Tkls-S	Sk-YL	INT-Yds	PD	FF	FR	TFL
9/10*	L	at STL	4-4	0-0	0-0	0	0	0	N/A
9/17*	W	KC	4-2	0-0	0-0	0	1	0	N/A
9/24*	W	at NE	10-7	0-0	0-0	2	0	0	N/A
10/9*	W	BAL	6-3	0-0	0-0	0	0	0	N/A
10/15*	W	OAK	9-8	0-0	0-0	0	0	0	N/A
10/22*	W	at CLE	6-4	0-0	0-0	0	0	0	N/A
10/29*	L	IND	5-4	0-0	0-0	0	0	0	N/A
11/5*	W	at PIT	7-7	0-0	0-0	0	0	0	N/A
11/12*	W	at OAK	3-2	0-0	0-0	0	0	0	N/A
11/19*	L	SD	1-1	0-0	0-0	0	0	0	N/A
11/23*	L	at KC	5-5	0-0	0-0	0	0	0	N/A
12/3	L	SEA	4-3	0-0	0-0	0	0	0	N/A
12/10*	L	at SD	9-8	0-0	0-0	0	0	0	N/A
12/17*	W	at ARI	4-3	0-0	0-0	0	0	0	N/A
12/24*	W	CIN	0-0	0-0	0-0	0	0	0	N/A
12/31*	L	SF	9-8	1-8	0-0	0	1	0	N/A
Totals 9-6			86-69	1-8	0-0	3	2	0	N/A

2007 DENVER BRONCOS

Date	W/L	Opp.	Tkls-S	Sk-YL	INT-Yds	PD	FF	FR	TFL
9/9*	W	at BUF	10-5	1-14	0-0	0	0	0	N/A
9/16*	W	OAK	13-9	0-0	0-0	0	0	0	N/A
9/23*	L	JAX	14-10	0-0	0-0	0	0	0	N/A
9/30*	L	at IND	15-13	0-0	0-0	0	0	0	N/A
10/7*	L	SD	4-3	0-0	0-0	0	0	0	N/A
10/21*	W	PIT	14-8	0-0	1-0	1	0	0	N/A
10/29*	L	GB	7-7	0-0	0-0	0	0	0	N/A
11/4*	L	at DET	9-7	0-0	0-0	0	1	1	N/A
11/11*	W	at KC	12-5	0-0	0-0	0	0	0	N/A
11/19*	W	TEN	7-5	0-0	0-0	0	1	0	N/A
11/25*	L	at CHI	11-10	0-0	0-0	0	0	0	N/A
12/2*	L	at OAK	16-12	0-0	0-0	0	1	0	N/A
12/9*	W	KC	7-4	0-0	0-0	1	0	0	N/A
12/13*	L	at HOU	10-6	0-0	0-0	1	0	0	N/A
12/24*	L	at SD	13-11	0-0	0-0	1	0	0	N/A
12/30*	W	MIN	8-6	0-0	0-0	0	1	0	N/A
Totals 7-9			170-121	1-14	1-0	4	3	2	N/A

2008 DENVER BRONCOS

Date	W/L	Opp.	Tkls-S	Sk-YL	INT-Yds	PD	FF	FR	TFL
9/8*	W	at OAK	8-4	1-5	0-0	0	0	0	N/A
9/14*	W	SD	5-5	0-0	0-0	0	0	0	N/A
9/21*	W	NO	17-15	0-0	0-0	0	0	0	N/A
9/28*	L	at KC	6-5	0-0	0-0	0	0	0	N/A
10/5*	W	TB	16-13	1-0	0-0	1	0	0	N/A
10/12*	L	JAX	11-8	0-0	0-0	0	0	0	N/A
10/20*	L	at NE	15-13	0.5-4	0-0	0	0	0	N/A
11/2*	L	MIA	10-7	0-0	0-0	0	0	0	N/A
<i>Inactive Weeks 9-13</i>									
12/14*	L	at CAR	4-3	0-0	0-0	0	0	0	N/A
12/21*	L	BUF	4-3	0-0	0-0	0	0	0	N/A
12/28*	L	at SD	9-7	0-0	0-0	0	0	0	N/A
Totals 4-7			103-83	2.5-13	0-0	1	0	1	N/A

2009 DENVER BRONCOS

Date	W/L	Opp.	Tkls-S	Sk-YL	INT-Yds	PD	FF	FR	TFL
9/13*	W	at CIN	10-3	0-0	0-0	1	0	0	N/A
9/20*	W	CLE	5-5	0-0	0-0	1	0	0	N/A
9/27*	W	at OAK	7-7	0-0	0-0	0	1	0	N/A
10/4*	W	DAL	9-9	1-1	0-0	2	0	1	N/A
10/11*	W	NE	10-9	0-0	0-0	0	0	0	N/A
10/19*	W	at SD	5-4	1-11	0-0	0	0	1	N/A
11/1*	L	at BAL	11-8	0-0	0-0	0	0	0	N/A
11/9*	L	PIT	6-4	0.5-4	0-0	0	0	0	N/A
11/15*	L	at WAS	10-7	0-0	0-0	0	0	0	N/A
11/22*	L	SD	6-5	0-0	0-0	0	0	0	N/A
11/26*	W	NYG	2-2	1-9	0-0	2	0	1	N/A
12/6*	W	at KC	8-8	0-0	0-0	0	0	0	N/A
12/13*	L	at IND	8-8	0-0	0-0	0	0	0	N/A
12/20*	L	OAK	8-5	0-0	0-0	1	1	0	N/A
12/27*	L	at PHI	6-6	0-0	0-0	0	0	0	N/A
1/3*	L	KC	11-10	0-0	0-0	0	0	0	N/A
Totals 8-8			122-100	3.5-25	0-0	7	3	2	N/A

2010 DENVER BRONCOS

Date	W/L	Opp.	Tkls-S	Sk-YL	INT-Yds	PD	FF	FR	TFL
9/12*	L	at JAX	11-9	0-0	0-0	0	0	0	N/A
9/19*	W	SEA	4-3	0.5-1.5	0-0	0	0	0	N/A
9/26*	L	IND	5-3	0-0	0-0	0	0	0	N/A
10/3*	W	at TEN	10-8	1-1	0-0	0	0	0	N/A
10/10*	L	at BAL	15-10	0-0	0-0	0	0	0	N/A
10/17*	L	NYJ	11-8	1-5	0-0	2	0	0	N/A
10/24*	L	OAK	7-7	1-12	0-0	0	1	0	N/A
10/31*	L	at SF	9-9	0-0	0-0	1	0	0	N/A
11/4	W	KC	2-2	0-0	0-0	1	0	0	N/A
11/22*	L	at SD	5-4	0-0	0-0	0	0	0	N/A
11/28*	L	STL	8-4	0-0	0-0	2	0	0	N/A
12/5*	L	at KC	9-7	0-0	0-0	0	0	0	N/A
12/12*	L	at ARI	8-6	0-0	0-0	1	0	1	N/A
12/19*	L	at OAK	8-7	0-0	0-0	2	0	0	N/A
12/26*	W	HOU	4-4	0-0	0-0	0	0	0	N/A
1/2*	L	SD	3-3	2-9	0-0	0	0	0	N/A
Totals 3-12			119-94	5.5-28.5	0-0	9	1	1	N/A

2011 DENVER BRONCOS

Date	W/L	Opp.	Tkls-S	Sk-YL	INT-Yds	PD	FF	FR	TFL
Inactive Weeks 1-3									
10/2*	L	at GB	8-7	0-0	0-0	0	0	0	N/A
10/9*	L	SD	9-7	1-8	0-0	0	0	0	N/A
10/23*	W	at MIA	5-3	1-7	0-0	0	0	1	N/A
10/30*	L	DET	4-2	0-0	0-0	0	0	0	N/A
11/6*	W	at OAK	4-3	0-0	0-0	1	0	0	N/A
11/13*	W	at KC	9-7	1-7	0-0	0	1	0	N/A
11/17*	W	NYJ	6-5	0-0	0-0	0	1	0	N/A
11/27*	W	at SD	12-10	0-0	0-0	0	0	0	N/A
12/4*	W	at MIN	9-5	0-0	0-0	0	0	0	N/A
12/11*	W	CHI	9-9	2-16	0-0	0	0	0	N/A
12/18*	L	NE	6-4	0-0	0-0	0	0	0	N/A
12/24*	L	at BUF	5-4	0-0	0-0	0	0	0	N/A
1/1*	L	KC	4-4	0-0	0-0	1	0	0	N/A
Totals	7-6		90-70	5-38	0-0	2	3	1	N/A



70 EDWIN WILLIAMS

Ht: 6-3

Age: 26

Bears Season: 4

Acquired: Waiver claim in 2010 (WAS)

Wt: 315

College: Maryland

NFL Season: 4

GUARD/CENTER

PRO CAREER: Started 14-of-30 games played in four seasons with Washington (2009) and Chicago (2010-12)... Started 9 games at LG and 5 contests at RG during NFL career... As a member of the Bears, has started 12-of-26 games played... Recovered fumble in end zone for first career touchdown at Green Bay on December 25, 2011.

CAREER TRANSACTIONS: Signed as an undrafted rookie free agent by Washington (4/27/09)... Cut by the Redskins (8/31/10)... Signed by Chicago (9/1/10)... Cut by the Bears (9/4/10)... Added to Chicago practice squad (9/5/10)... Elevated to the Bears active roster (9/27/10)... Signed 2-year extension with Chicago (12/28/11). **SIGNED through 2013**

2012 SEASON: Started 2-of-6 games at LG for Chicago... Helped the Bears rush for over 100 yards in both contests he started (132, vs. SEA; 118 at MIN). **GAMES PLAYED-GAMES STARTED: 6-2**

PREVIOUS SEASONS: 2011 - Appeared in 15 contests, including starting final 7 games at LG... Recorded first career TD when he recovered a fumble in the end zone at GB (12/25). **2010** - Appeared in 5 games, making 3 starts at RG for Chicago... Made his first start as a Bear at CAR (10/10). **2009** - Played in four regular season games, with two starts... Made NFL debut at Atlanta (11/8)... Started his first career game at right guard at Philadelphia (11/29).

COLLEGE: A three-year starter at center at Maryland... His 39 consecutive starts at center were tops on the team at the end of 2008... As a senior, a first team all-ACC selection by AP/ACSM... A member of the watch list for the Rimington Trophy, honoring the best center in the nation, a consensus preseason first team all-ACC selection, a first team choice by *The Sporting News*, *Lindy's* and *Blue Ribbon* and second team by *Athlon*... Majored in communications and graduated in May 2008.

PERSONAL: Two-year letter winner and starter at DeMatha Catholic High School (Hyattsville, MD), where he finished his prep career as the school's top offensive lineman... Switched from basketball to football prior to his junior season and ultimately played offensive guard (junior season), offensive tackle and defensive end (senior season)... Earned first team all-WCAC, all-county and all-Gazette honors in 2003... Named a Mid-Atlantic all-region pick by SuperPrep and an all-region selection by PrepStar... Joined President Barack Obama and First Lady Michelle Obama at the White House Easter Egg Roll to help kids learn the value of good health during the 2010 offseason.

EDWIN WILLIAMS' NFL STATISTICS

REGULAR SEASON

GAMES PLAYED-STARTED - 30-14: 2009 WAS (4-2); 2010 CHI (5-3); 2011 CHI (15-7); 2012 CHI (6-2).

**98 COREY WOOTTON****Ht:** 6-6**Age:** 25**Bears Season:** 4**Acquired:** 4th round of the 2010 draft**Wt:** 270**College:** Northwestern**NFL Season:** 4**DEFENSIVE END**

PRO CAREER: Has played in 29 games with 7 starts over three seasons (2010-12) with the Bears, collecting 31 tackles (23 solo), 2 FF, 1 TFL and 8.0 sacks... Has one career touchdown, a 5-yard blocked punt return score on November 4, 2012 at Tennessee... All 7 career starts came at LDE... Appeared in 2 postseason contests, recording 1 tackle.

CAREER TRANSACTIONS: Drafted in the fourth round (109th overall) of the 2010 NFL Draft (4/24/10)... Signed a four-year contract with Chicago (5/19/10). **SIGNED through 2013**

2012 SEASON: Finished with a career-high 7 sacks, which ranked second on the team, in 16 contests for Chicago... Started final 7 contests at LDE... Totaled 18 tackles (15 solo), 2 FFs and 1 TFL... Returned a blocked punt 5 yards for a TD at TEN (11/4). **GAMES PLAYED-STARTED: 16-7**

PREVIOUS SEASONS: 2011 - Appeared in 7 games, making 7 tackles (4 solo) for the Bears. **2010** - Appeared in 6 games, making 6 tackles (4 solo) in rookie season for the Bears... Added his first career sack, a take-down of Brett Favre, at MIN (12/20).

COLLEGE: Started 49-of-53 games played at Northwestern (2005-09), setting the school-record for career starts... Credited with 156 tackles (94 solo), 19.5 sacks and 38.0 TFLs... His 19.5 sacks rank third and 38.0 TFLs rank fourth in school history... Added 4 INTs, 8 PBUs, 3 forced fumbles and 3 fumble recoveries... Also had blocked four kicks... Honored as all-Big Ten selection his junior and senior seasons... Suffered knee injury during the 2008 Alamo Bowl but returned to action ahead of schedule to start 2009 season... Earned an invitation to the 2010 Senior Bowl, but elected not to play in the game in order to strengthen his knee... Triple major at Northwestern in communication studies, African American studies and sociology.

PERSONAL: An all-state, all-county and all-league selection at Don Bosco Preparatory High School (Rutherford, NJ)... Won two state titles as his team went unbeaten both seasons... Played tight end and defensive end, catching 8 passes for 152 yards and totaling 62 tackles, 5 sacks and 1 defensive touchdown his senior season.

COREY WOOTTON'S NFL STATISTICS

		Tackles							Interceptions					Fumbles			Misc.	
Year	Team	GP	GS	Tot	S	A	Sk	Yds	No	Yds	Lg	TD	PD	FF	FR	Yds	TFL	STT
2010	Chicago	6	0	6	4	2	1.0	12.0	0	0	-	-	0	0	0	0	0	0
2011	Chicago	7	0	7	4	3	0.0	0.0	0	0	-	-	0	0	0	0	0	0
2012	Chicago	16	7	18	15	3	7.0	40.5	0	0	-	-	0	2	0	0	1	0
NFL Totals		29	7	31	23	8	8.0	52.5	0	0	-	-	0	2	0	0	1	0

ADDITIONAL STATS: Touchdowns - 1: 5-yard blocked punt return at TEN (11/4/12)

POSTSEASON

Year	Team	Tackles							Interceptions					Fumbles			Misc.	
		GP	GS	Tot	S	A	Sk	Yds	No	Yds	Lg	TD	PD	FF	FR	Yds	TFL	STT
2010	Chicago	2	0	1	1	0	0.0	0.0	0	0	-	-	0	0	0	0	0	0

SEASON / CAREER / PLAYOFF HIGHS

	2012	Career	Playoff
Tackles	2, seven times.....	3, two times.....	1, vs. SEA (1/16/11)
Solos	2, five times.....	2, seven times.....	1, vs. SEA (1/16/11)
Sacks	1.5, twice.....	1.5, twice.....	None

COREY WOOTTON GAME-BY-GAME STATS 3-4 Regular Season Starting Record (0-0 Postseason)

2010 CHICAGO BEARS

Date	W/L	Opp.	Tkls-S	Sk-YL	INT-Yds	PD	FF	FR	TFL
9/12	W	DET			INACTIVE				
9/19	W	at DAL			INACTIVE				
9/27	W	GB			INACTIVE				
10/3	L	at NYG			INACTIVE				
10/10	W	at CAR	1-0	0-0					
10/17	L	SEA	0-0	0-0					
10/24	L	WAS			INACTIVE				
11/7	W	at BUF			INACTIVE				
11/14	W	MIN			INACTIVE				
11/18	W	at MIA			INACTIVE				
11/28	W	PHI			INACTIVE				
12/5	W	at DET			INACTIVE				
12/12	L	NE	3-2	0-0					
12/20	W	at MIN	1-1	1-12					
12/26	W	NYJ	0-0	0-0					
1/2	L	at GB	1-1	0-0					
Totals	0-0		6-4	1-12		0	0	0	0

POSTSEASON

1/16	W	SEA	1-1	0-0					
1/23	L	GB	0-0	0-0					
Totals	0-0		1-1	0-0		0	0	0	0

2011 CHICAGO BEARS

Date	W/L	Opp.	Tkls-S	Sk-YL	INT-Yds	PD	FF	FR	TFL
9/11	W	ATL			INACTIVE				
9/18	L	at NO			INACTIVE				
9/25	L	GB			INACTIVE				
10/2	W	CAR	0-0	0-0	0-0				
10/10	L	at DET			INACTIVE				
10/16	W	MIN			INACTIVE				
10/23	W	at TB			INACTIVE				
11/7	W	at PHI			INACTIVE				
11/13	W	DET			INACTIVE				
11/20	W	SD	2-1	0-0	0-0				
11/27	L	at OAK	1-1	0-0	0-0				
12/4	L	KC	0-0	0-0	0-0				
12/11	L	at DEN	3-2	0-0	0-0				
12/18	L	SEA	1-0	0-0	0-0				
12/25	L	at GB	0-0	0-0	0-0				
1/1	W	at MIN			INACTIVE				
Totals	0-0		7-4	0-0	0-0	0	0	0	0

2012 CHICAGO BEARS

Date	W/L	Opp.	Tkls-S	Sk-YL	INT-Yds	PD	FF	FR	TFL
9/9	W	IND	0-0	1-0	0-0		1	0	0
9/13	L	at GB	2-2	0.5-5	0-0		0	0	0
9/23	W	STL	0-0	0-0	0-0		0	0	0
10/1	W	at DAL	1-0	0-0	0-0		0	0	0
10/7	W	at JAX	0-0	1.5-4.5	0-0		1	0	0
10/22	W	DET	2-2	0-0	0-0		0	0	0
10/28	W	CAR	2-2	0-0	0-0		0	0	0
11/4	W	at TEN	0-0	1-8	0-0		0	0	0
11/11	L	HOU	2-2	0-0	0-0		0	0	0
11/19*	L	at SF	1-1	0.5-3.5	0-0		0	0	0
11/25*	W	MIN	2-1	0-0	0-0		0	0	0
12/2*	L	SEA	1-1	0-0	0-0		0	0	0
12/9*	L	at MIN	1-1	1-14	0-0		0	0	1
12/16*	L	GB	2-2	1.5-5.5	0-0		0	0	0
12/23*	W	at ARZ	2-1	0-0	0-0		0	0	0
12/30*	W	at DET	0-0	0-0	0-0		0	0	0
Totals	3-4		18-15	7.0-40.5	0-0	0	2	0	1

*Denotes Game Started

BEARS ROOKIE QB PERFORMANCES

(in First NFL start, 1965-2011)

Quarterback	Date/Opponent	Result	Comp-Att-Yds (%)	TD-INT	Rating
Kyle Orton	9/11/2005 at WASH	L, 9-7	15-28-141 (53.5)	0-1	52.8
Craig Krenzel	10/31/2004 vs. SF	W, 23-13	13-25-168 (52.0)	1-1	70.1
Rex Grossman	12/14/2003 vs. MIN	W, 13-10	13-30-157 (43.3)	0-0	60.0
Cade McNown	10/17/1999 vs. PHI	L, 16-20	17-33-255 (51.5)	1-2	62.1
Moses Moreno	11/29/1998 vs. TB	L, 17-31	18-41-153 (43.9)	1-0	62.3
Will Furrer	12/27/1992 at DAL	L, 14-27	9-23-89 (39.1)	0-3	11.2
Jim McMahon	11/21/1982 vs. DET	W, 20-17	16-27-233 (59.3)	2-3	72.5
Bob Avellini	11/30/1975 at GB	L, 7-28	9-25-109 (36.0)	0-3	10.7
Gary Huff	12/2/1973 vs. LARams	L, 0-26	9-19-99 (47.4)	0-0	58.9
Bobby Douglass	10/19/1969 at DET	L, 7-13	4-9-41 (44.4)	1-0	95.1



21 MAJOR WRIGHT

Ht: 5-11

Age: 24

Bears Season: 4

Acquired: 3rd round of the 2010 draft

Wt: 204

College: Florida

NFL Season: 4

SAFETY

PRO CAREER: Played in 39 games with 27 starts in three seasons with the Bears (2010-12), compiling 201 tackles (134 solo), 7 INTs - including 2 INT return TDs, 7 PBUs and 5 TFLs... Added 6 special teams tackles... Has started 24 games at SS and 3 contests at FS... One of six NFL safeties with multiple INT return TDs since 2010.

CAREER TRANSACTIONS: Drafted in the third round (75th overall) of the 2010 NFL Draft (4/23/10)... Signed a four-year contract with Chicago (5/28/10). **SIGNED through 2013**

2012 SEASON: Started all 16 games for the first time in his career... Compiled 92 tackles (65 solo), 3 PBUs, 1 FF, 2 FRs and 4 TFLs... Finished 10th in the NFL with 4 INTs including 1 returned for a TD... **GAMES PLAYED-STARTED: 16-16**

PREVIOUS SEASONS: 2011 - Started 11-of-12 games played, collecting 78 tackles (52 solo), 3 INTs, 4 PBUs and a TFL... Returned INT 24 yards for first career TD in Week 10 vs. DET (11/13)... Made 8 starts at SS and 3 at FS. **2010** - Saw action in 11 games, after missing five games early in the season with a hamstring injury... Credited with 31 tackles (17 solo)... Finished with 6 special teams tackles as well.

COLLEGE: Appeared in all 41 games in his three-year career at the University of Florida (2007-09), with 33 career starts at free safety... Collected 165 career tackles (111 solo), 10 PBUs, 4 forced fumbles and 1 fumble recovery... Added 8 INTs, returning them for 69 yards including 1 TD... Recovered a blocked field goal... National champion as a sophomore with the Gators... Collected 9 tackles and an INT in the BCS National Championship Game victory against Oklahoma.

PERSONAL: Started for the East in the U.S. Army All-American game and was nominated for the National U.S. Army Player of the Year Award... Started at safety for St. Thomas Aquinas High School (Miramar, FL) for three years under coach George Smith, helping lead the team to the state title game in 2006... First-team all-county and all-state selection during both his junior and senior seasons... Ranked second at his position and sixth among Florida's Top-100 prospects according to Rivals.com coming out of high school... Rated 90th on the ESPN150 list of top prospects... Social and behavioral science major... Gave his mother, Andrea Eluett, his 2009 BCS Championship ring for Mother's Day.

TOP INTERCEPTORS

MOST INTERCEPTIONS IN THE NFL (Since 2003)

	Player	Team	G	Int	Yds	Avg	Long	TD
1.	Ed Reed	BAL	144	56	1374	24.5	107t	7
2.	Asante Samuel	NE-PHI-ATL	146	50	727	14.5	79t	6
3.	Charles Woodson	OAK-GB	134	43	660	15.3	62t	9
4.	DeAngelo Hall	ATL-OAK-WAS	133	39	789	20.2	92t	3
5.	Champ Bailey	WAS-DEN	146	36	342	9.5	70t	3
	Darren Sharper	GB-MIN-NO	114	36	910	25.3	99t	8
7.	Terence Newman	DAL-CIN	148	34	345	10.1	70	3
8.	Charles Tillman	CHI	146	33	606	18.4	95	8
9.	Rashean Mathis	JAX	137	30	512	17.1	72t	3
	Troy Polamalu	PIT	130	30	362	12.1	49	2

MAJOR WRIGHT'S NFL STATISTICS

Year	Team	GP	GS	Tackles					Interceptions					Fumbles			Misc.	
				Tot	S	A	Sk	Yds	No	Yds	Lg	TD	PD	FF	FR	Yds	TFL	STT
2010	Chicago	11	0	31	17	1	0.0	0.0	0	0	-	-	0	0	0	0	0	6
2011	Chicago	12	11	78	52	26	0.0	0.0	3	60	36	1	4	0	0	0	1	0
2012	Chicago	16	16	92	65	27	0.0	0.0	4	45	45t	1	3	1	2	0	4	0
NFL Totals		39	27	201	134	67	0.0	0.0	7	105	45t	2	7	1	2	0	5	6

ADDITIONAL STATS: Touchdowns - 1: 45-yard INT return vs. STL (9/24/12)

POSTSEASON

Year	Team	GP	GS	Tackles					Interceptions					Fumbles			Misc.	
				Tot	S	A	Sk	Yds	No	Yds	Lg	TD	PD	FF	FR	Yds	TFL	STT
2010	Chicago	2	0	7	6	1	0.0	0.0	0	0	-	-	1	0	0	0	0	0

SEASON / CAREER / PLAYOFF HIGHS

	2012	Career	Playoff
Tackles	9, at SF (11/19)	12, at MIN (1/1/12)	5, vs. GB (1/23/11)
Solos	8, at SF (11/19)	9, at MIN (1/1/12)	4, vs. GB (1/23/11)
Pass Defenses	1, three times	1, seven times	1, vs. SEA (1/16/11)
Interceptions	2, at DAL (10/1)	Same	None
Longest INT Return	45t, vs. STL (9/23)	Same	None

MAJOR WRIGHT'S GAME-BY-GAME STATS 17-10 Regular Season Starting Record (0-0 Postseason)

2010 CHICAGO BEARS

Date	W/L	Opp.	Tkls-S	Sk-YL	INT-Yds	PD	FF	FR	TFL
9/12	W	DET	1-1	0-0	0-0	0	0	0	0
9/19	W	at DAL	0-0	0-0	0-0	0	0	0	0
9/27	W	GB			INACTIVE				
10/3	L	at NYG			INACTIVE				
10/10	W	at CAR			INACTIVE				
10/17	L	SEA			INACTIVE				
10/24	L	WAS			INACTIVE				
11/7	W	at BUF	1-0	0-0	0-0	0	0	0	0
11/14	W	MIN	1-0	0-0	0-0	0	0	0	0
11/18	W	at MIA	3-3	0-0	0-0	0	0	0	0
11/28	W	PHI	4-3	0-0	0-0	0	0	0	0
12/5	W	at DET	3-2	0-0	0-0	0	0	0	0
12/12	L	NE	6-3	0-0	0-0	0	0	0	0
12/20	W	at MIN	4-3	0-0	0-0	0	0	0	0
12/26	W	NYJ	8-3	0-0	0-0	0	0	0	0
1/2	L	at GB	0-0	0-0	0-0	0	0	0	0
Totals	0-0		31-17	0-0	0-0	0	0	0	0

POSTSEASON

1/16	W	SEA	2-2	0-0	0-0	1	0	0	0
1/23	L	GB	5-5	0-0	0-0	0	0	0	0
Totals	0-0		7-7	0-0	0-0	1	0	0	0

2011 CHICAGO BEARS

Date	W/L	Opp.	Tkls-S	Sk-YL	INT-Yds	PD	FF	FR	TFL
9/11*	W	ATL	6-3	0-0	0-0	0	0	0	0
9/18*	L	at NO	8-6	0-0	0-0	0	0	0	0
9/25	L	GB			INACTIVE				
10/2*	W	CAR	9-7	0-0	0-0	0	0	0	0
10/10	L	at DET	0-0	0-0	0-0	0	0	0	0
10/16*	W	MIN	8-6	0-0	0-0	0	0	0	0
10/23	W	at TB			INACTIVE				
11/7*	W	at PHI	4-3	0-0	1-36	0	0	0	0
11/13*	W	DET	4-2	0-0	1-24	1	0	0	0
11/20*	W	SD	4-2	0-0	1-0	0	0	0	1
11/27*	L	at OAK	9-5	0-0	0-0	0	0	0	0
12/4*	L	KC	6-5	0-0	0-0	1	0	0	0
12/11	L	at DEN			INACTIVE				
12/18	L	SEA			INACTIVE				
12/25*	L	at GB	8-4	0-0	0-0	1	0	0	0
1/1*	W	at MIN	12-9	0-0	0-0	1	0	0	0
Totals	7-4		78-52	0-0	3-60	4	0	0	1

2012 CHICAGO BEARS

Date	W/L	Opp.	Tkls-S	Sk-YL	INT-Yds	PD	FF	FR	TFL
9/9*	W	IND	7-7	0-0	0-0	0	0	0	0
9/13*	L	at GB	8-6	0-0	0-0	0	0	0	0
9/23*	W	STL	3-2	0-0	1-45	0	0	0	0
10/1*	W	at DAL	6-4	0-0	2-0	0	0	0	0
10/7*	W	at JAX	4-3	0-0	0-0	0	0	0	1
10/22*	W	DET	3-2	0-0	0-0	1	0	0	0
10/28*	W	CAR	8-4	0-0	0-0	0	1	0	1
11/4*	W	at TEN	3-1	0-0	0-0	0	0	0	0
11/11*	L	HOU	5-3	0-0	0-0	0	0	0	1
11/19*	L	at SF	9-8	0-0	0-0	0	0	0	0
11/25*	W	MIN	6-4	0-0	0-0	0	0	1	0
12/2*	L	SEA	5-3	0-0	0-0	1	0	0	0
12/9*	L	at MIN	7-5	0-0	1-0	0	0	0	0
12/16*	L	GB	8-6	0-0	0-0	0	0	0	0
12/23*	W	at ARZ	3-2	0-0	0-0	1	0	0	1
12/30*	W	at DET	7-5	0-0	0-0	0	0	1	0
Totals	10-6		92-65	0-0	4-45	3	1	2	4

*Denotes Game Started

**36 TOM ZBIKOWSKI****Ht:** 5-11**Age:** 28**Bears Season:** 1**Acquired:** Waived free agent in 2013 (IND)**Wt:** 200**College:** Notre Dame**NFL Season:** 6**SAFETY**

PRO CAREER: Participated in 64 games, starting 25 in five seasons with Baltimore (2008-11) and Indianapolis (2012)... Has 89 career tackles (70 solo), 2 sacks, 3 INTs and 8 PBU... Added 16 PRs for 101 yards and 3 KR for 48 yards, all in 2010... Has appeared in 8 postseason contests, recording 4 tackles.

CAREER TRANSACTIONS: Selected in the third round (86th overall) of the 2008 NFL Draft by the Baltimore Ravens... Re-signed with the Ravens (7/30/11)... Signed with the Indianapolis Colts (3/17/12)... Waived by the Colts (3/15/13)... Signed 1-year contract with the Bears (3/23/13). **SIGNED through 2013**

2012 SEASON: Played and started 11 games for Indianapolis... Accounted for 38 tackles (27 solo), 1 sack, 1 INT and 4 PDs.

GAMES PLAYED-STARTED: 11-11

PREVIOUS SEASONS: **2011** - Started 4-of-14 games played for Baltimore, recording 16 tackles (14 solo) and 1 sack. **2010** - Played in 8 games with 6 starts for the Ravens... Tallied 17 tackles (14 solo)... Added 16 PRs for 101 yards and 3 KR for 48 yards. **2009** - Played in 15 games starting 4 with Baltimore... Recorded 17 tackles (14 solo), 2 INTs and 4 PBUs. **2008** - Played in 16 games as a rookie for the Ravens... Recorded 1 tackle.

COLLEGE: Two-time team captain for the Notre Dame Fighting Irish... Started 48 consecutive games and holds the school defensive back career-tackles record with 300 (165 solo)... Finished career at Notre Dame with 300 tackles (165 solo), 2.0 sacks, 6 TFLs, 8 PBUs, 8 INTs, 7 FFs, 4 FRs and 7 TDs (a school record 3 punt returns for TDs, a team seasonal record with 2 INTs for scores and 2 fumble recoveries)... Amassed 757 yards on 66 career punt returns (11.5 avg.), including 3 TDs... Semifinalist for the Jim Thorpe Award (best defensive back), posting a career-high 80 tackles and 1 sack as a senior and was named a second-team All-America choice by the Walter Camp Foundation... Awarded third-team All-America honors from the *Associated Press* as a sophomore, junior and senior.

PERSONAL: Attended Buffalo Grove (Ill.) High School and was a three-year starter at quarterback and safety... Earned *USA Today* first-team All-America honors and was named the Chicago Area player-of-the-year as a senior by the *Chicago Sun-Times*... Also honored as the Gatorade player-of-the-year for Illinois and named to the Illinois all-state team by *The Chicago Tribune*, *Chicago Sun-Times* and *Champaign News-Gazette*... Set school career records for points scored (274), TDs (45), rushing attempts (406), rushing yards (2,013) and passing attempts (484)... Also competed in track and field as a sprinter, setting 11 school records, including the 100 meters at 10.4 seconds... Was a nationally-ranked boxer who competed in Golden Gloves since age nine, achieving a 60-13 amateur record. Made his professional boxing debut on June 10, 2006 in Madison Square Garden, knocking out Robert Bell in 49 seconds. He continued his boxing career in the 2011 offseason, pushing his record to 4-0... Established the Tommy Z9 Foundation to streamline his community efforts in his home state of Illinois... Initially formed as a way to fund research on brain tumors after Tom's brother E.J. had brain surgery at a young age, the foundation now makes additional grants to organizations that support children and families.

TOM ZBIKOWSKI'S NFL STATISTICS

REGULAR SEASON

Year	Team	GP	GS	Tackles					Interceptions					Fumbles			Misc.	
				Tot	S	A	Sk	Yds	No	Yds	Lg	TD	PD	FF	FR	Yds	TFL	STT
2008	Baltimore	16	0	1	1	2	0.0	N/A	0	0	0	0	0	0	0	0	N/A	23
2009	Baltimore	15	4	16	15	5	0.0	N/A	2	13	21	0	4	0	0	0	N/A	28
2010	Baltimore	8	6	16	11	1	0.0	N/A	0	0	0	0	0	0	0	0	N/A	0
2011	Baltimore	14	4	16	14	0	1.0	N/A	0	0	0	0	0	0	0	0	N/A	7
2012	Indianapolis	11	11	38	27	11	1.0	6.0	1	20	20	0	4	0	0	0	N/A	N/A
NFL totals		64	25	87	68	19	2.0	N/A	3	33	21	0	8	0	0	0	N/A	N/A

ADDITIONAL STATS: Punt returns - (16 for 101 yards, 9 fair catches, long of 20). Kickoff returns - 20 for 428 yards, long of 34).

POSTSEASON

Year	Team	GP	GS	Tackles					Interceptions					Fumbles			Misc.	
				Tot	S	A	Sk	Yds	No	Yds	Lg	TD	PD	FF	FR	Yds	TFL	STT
2008	Baltimore	3	0	2	1	1	0.0	0	0	0	0	0	0	0	0	0	0	N/A
2009	Baltimore	2	0	2	2	0	0.0	0	0	0	0	0	0	0	0	0	0	N/A
2011	Baltimore	2	0	0	0	0	0.0	0	0	0	0	0	0	0	0	0	0	N/A
2012	Indianapolis	1	0	0	0	0	0.0	0	0	0	0	0	0	0	0	0	0	N/A
NFL totals		7	0	4	3	1	0.0	0	0	0	0	0	0	0	0	0	0	N/A

SEASON / CAREER / PLAYOFF HIGHS

	2012	Career	Playoff
Tackles	5, twice.....	6, twice.....	1, four times
Solos	4, twice.....	6, twice.....	1, three times
Interceptions	1, vs. BUF (11/25).....	1, three times.....	None
Longest INT return	20, vs. BUF (11/25).....	21, vs. DET (12/13/09).....	None
Pass Defenses	1, four times.....	3, vs. DET (12/13/09).....	None

MOST DRAFTEES BY SCHOOL

Year	Rd	Last Player Selected	Pos	College	Number of
					Players Selected
2001	3	Gandy, Mike	G	Notre Dame	41
2009	5	Freeman, Marcus	LB	Ohio State	30
2009	4	Melton, Henry	DE	Texas	27
2009	3	Iglesias, Jaquain	WR	Oklahoma	26
2007	3	Okwo, Michael	LB	Stanford	24
2010	4	Wootton, Corey	DE	Northwestern	21
2008	7	Monk, Marcus	WR	Arkansas	20
2013	2	Bostic, Jonathan	LB	Florida	19
1986	3	Williams, David	WR	Illinois	19
2007	1	Olsen, Greg	TE	Miami (FL)	19
2001	2	Thomas, Anthony	RB	Michigan	19



19

JOE
ANDERSON

Ht: 6-1

Wt: 196

Age: 24

College: Texas Southern

Bears Season: 1

NFL Season: 1

Acquired: Undrafted free agent in 2012

WIDE RECEIVER

PRO CAREER: Appeared in the final 3 contests of 2012 rookie season mostly on special teams... Spent first 14 weeks of 2012 season on Bears practice squad after entering the NFL with Chicago as an undrafted free agent. **CAREER TRANSACTIONS:** Entered NFL as an undrafted free agent with Chicago (5/14/12)... Waived by Chicago (8/31/12)... Signed to Bears practice squad (9/1/12)... Elevated to Chicago's active roster (12/11/12). **2012 SEASON:** Played in final 3 games as a reserve wide receiver and on special teams... Made NFL debut on December 16, 2012 vs. Green Bay... Spent first 14 weeks of regular season on Chicago's practice squad. **COLLEGE:** Played three seasons at Texas Southern (2009-11) after starting collegiate career at Louisiana Tech (2007)... Hauled in 154 receptions for 2,010 yards (13.1 ypc) and 13 touchdowns in 34 games played at Texas Southern... Added 298 yards on 16 kickoff returns (18.6 ypr) and 40 yards on 10 punt returns... At Louisiana Tech in 2007, caught 27 receptions for 186 yards (6.9 ypc) and a TD. **PERSONAL:** Lettered two years at Texas High School (Texarkana, TX)... Caught 55 passes for 1,009 yards (18.3) and 11 scores as a senior... First player in Texas High history to surpass the 1,000 yard receiving mark in a season... Named to the *Associated Press* 4A all-state team as well as first team all-district and all-area (*Bowie County Gazette*)... Named all-district as a junior... Also played basketball for three years.



4

MATT
BLANCHARD

Ht: 6-3

Wt: 225

Age: 24

College: Wisconsin-Whitewater

Bears Season: 1

NFL Season: 1

Acquired: Undrafted free agent in 2012

QUARTERBACK

PRO CAREER: Spent first 12 weeks of the 2012 regular season on the Bears practice squad after joining the team as an undrafted free agent in May. **CAREER TRANSACTIONS:** Signed as an undrafted free agent with Chicago (5/14/12)... Waived by Chicago (8/26/12)... Signed to Chicago's practice squad (9/1/12)... Terminated from Bears practice squad (12/4/12)... Signed futures contract with Chicago (1/7/13). **COLLEGE:** Played at UW-Whitewater (2009-11) and Northern Michigan University (2008)... Went 45-0 during his three-year stint at Whitewater... Completed 384-of-545 passes for 5,009 yards and 44 TDs during his career... Also finished with 735 rushing yards on 140 attempts and 5 TDs... As a senior, named first-team all-WIAC throwing for 2,755 passing yards, completing 211-of-306 passes and 23 TDs... Named first-team all-WIAC his junior year throwing for 2,132 yards, 21 TDs and 2 INTs... Rushed for a total of 180 yards... His sophomore year, had 122 passing yards, and 1 TD... Added 115 yards on the ground. **PERSONAL:** Attended Lake Zurich (IL) High School.



60

TAYLOR
BOGGS

Ht: 6-3

Wt: 285

Age: 26

College: Humboldt State

Bears Season: 1

NFL Season: 1

Acquired: Waived free agent in 2012 (NYJ)

CENTER

PRO CAREER: Spent 2011 with the New York Jets without appearing in a game. **CAREER TRANSACTIONS:** Signed as an undrafted free agent with the New York Jets (7/28/11)... Cut by the Jets (4/12/12)... Signed by the Chicago Bears (4/9/13). **SIGNED THROUGH 2013. COLLEGE:**

Was as an American Football Coaches Association (AFCA) first-team All-American following his senior season in 2010...

Was previously selected to the Daktronics Super Region 4 first-team and was named Great Northwest Athletic Conference offensive lineman-of-the-year... Was a three-time all-GNAC first team selection... In 2010, led the blocking for HSU's running game, which accumulated a GNAC best 2,239 yards... Also anchored a unit that ranked 5th overall among NCAA Division II programs for least quarterback sacks allowed, surrendering only 8 in 11 games... Was ranked No. 13 among all centers in all divisions nationwide in ESPN's preseason NFL draft rankings... Boggs has twice been honored as a Strength and Conditioning All-American. **PERSONAL:** Attended Upland (CA) High School where he was a first-team all-conference offensive lineman.



76 CORY BRANDON

Ht: 6-7 Wt: 324
Age: 25 College: Oklahoma
Bears Season: 1 NFL Season: 1
Acquired: Waived free agent in 2011 (TB) **TACKLE**

PRO CAREER: On Bears active roster for final two weeks of 2012 regular season but did not appear in a game... Spent first 15 weeks of 2012 regular season on Bears practice squad... Undrafted free agent with Tampa in 2011 spending entire preseason with Buccaneers.

CAREER TRANSACTIONS: Signed as an undrafted free agent by the Tampa Bay Buccaneers (7/27/11)... Waived by the Bucs (9/3/11)... Signed with Chicago (6/15/12)... Waived by Bears (8/31/12)... Signed to Chicago's practice squad (9/1/12)... Elevated to Bears active roster (12/17/12). **2012 SEASON:** On active roster for final two contests but did not appear in a game for Chicago after spending first 15 weeks on Bears practice squad. **PREVIOUS SEASONS:** 2011 - Spent the preseason with the Tampa Bay Buccaneers. **COLLEGE:** Appeared in 31 games, making 7 starts over his 5 year career... Received a medical hardship ruling to preserve a year of eligibility after sustaining an injury his redshirt freshman year. **PERSONAL:** Attended Corsicana (TX) High School... Finished his senior season with 46 pancake blocks and 30 cuts... First team all-state as a senior... Earned all-area and all-district honors as a junior... Led Corsicana to an 11-2 record as a junior... Recorded more than 80 pancake blocks his junior season.



64 DEREK DENNIS


Ht: 6-3 Wt: 315
Age: 24 College: Temple
Bears Season: 1 NFL Season: 1
Acquired: Waived free agent in 2012 (NE) **GUARD**

PRO CAREER: Spent last 5 weeks of 2012 season on the Bears practice squad... Was with the Miami Dolphins and New England Patriots during the 2012 preseason. **CAREER TRANSACTIONS:** Entered the NFL as an undrafted free agent with the Miami Dolphins

(5/4/12)... Waived by the Dolphins (7/26/12)... Signed by the New England Patriots (8/2/12)... Waived by New England (8/31/12)... Signed to the Bears practice squad (11/27/12)... Signed futures contract with Chicago (12/31/12). **2012 SEASON:** Spent last 5 weeks of 2012 season on the Bears practice squad... Entered NFL with the Miami Dolphins before spending a majority of the preseason with the New England Patriots. **COLLEGE:** Spent five seasons (2007-11) at Temple, starting 37 of 52 games played... Started at both guard and tackle for Owls... Started all 13 games at LG as a senior in 2011... Saw action at LT as well... Also played on the field goal unit... Was invited to play in the 2012 East-West Shrine Game... Played in 12 games with 7 starts as a redshirt junior in 2010... Made 2 starts at RG, 1 start at LG and 4 starts at LT... Also played on the field goal unit... Played in 3 games with 1 start at RT as a true junior in 2009... Missed remainder of the season with a knee injury and was granted medical redshirt... Played in all 12 games with 6 starts in 2008 as sophomore... Also saw action on the field goal unit... Played in all 12 games with 10 starts at RG as a true freshman in 2007. **PERSONAL:** Graduated from Trinity (NY) Pawling High School... Played guard, TE and DE... Posted 149 tackles, 10 sacks, 9 forced fumbles and 4 interceptions on defense... Added 8 receptions for 220 yards and 35 pancake blocks... Earned all-league, all-conference and honorable mention all-section honors on the gridiron... Averaged 15 points and 11 rebounds per game.

**88 BRODY ELDRIDGE****Ht:** 6-5**Age:** 26**Bears Season:** 1**Acquired:** Unrestricted free agent in 2012 (JAX)**Wt:** 265**College:** Oklahoma**NFL Season:** 3**TIGHT END**

PRO CAREER: Hauled in 14 receptions for 84 yards (6.0 ypc) in 27 games (16 starts) over two seasons with Indianapolis (2010-11)... Spent 4 weeks on Bears active roster in 2012 but was inactive each contest. **CAREER TRANSACTIONS:** Selected by the Indianapolis Colts in the 5th round (162nd overall) of the 2010 NFL Draft... Signed a four year contract with the Colts (7/26/10)... Cut by Indianapolis (5/18/12)... Acquired from waivers by the St. Louis Rams (7/2/12)... Cut by the Rams (8/27/12)... Signed a one-year contract with the Chicago Bears (10/15/12)... Waived by Chicago (11/13/12)... Signed to futures contract by Bears (1/9/13). **2012 SEASON:** Signed to Bears active roster on October 15... Inactive Games 6-9... Waived by Chicago on November 13. **PREVIOUS SEASONS: 2011** - Played in 13 games with 8 starts for Indianapolis... Caught 9 passes for 45 yards. **2010** - Appeared in 14 games, starting 8... Caught 5 passes for 39 yards... Made NFL at HOU (9/12)... Made first career start vs. NYG (9/19)... First career reception came on 8-yard grab at DEN (9/26). **COLLEGE:** A 4-year letterman at Oklahoma who opened 27-of-48 career games at TE, FB and OL... Started 9 games as senior... Started season opener at C... Started next 4 games at TE and final 4 games at LG... Tallied 2 receptions for 19 yards... Was second-team all-Big 12 by *Kansas City Star*... Was only BCS player to start at 3 different positions in 2009... Had top line grade in all 5 starts... Started 5-of-11 games as junior... Went 4 for 24 yards and 1 touchdown... Started 6-of-14 games as sophomore... Was first-team all-Big 12 by coaches as FB... Caught 4 passes for 37 yards... Started 7-of-14 games as freshman... Redshirted in 2005. **PERSONAL:** Was standout DE and TE at Prairie View High School (La Cygne, KS)... Also played LB... Missed most of senior season due to ankle injury... Garnered all-state honors as a junior.

**43 TONY FIAMMETTA****Ht:** 6-0**Age:** 26**Bears Season:** 1**Acquired:** Waived free agent in 2013 (NE)**Wt:** 250**College:** Syracuse**NFL Season:** 4**FULLBACK**

PRO CAREER: Started 17-of-34 games with the Carolina Panthers (2009-10) and Dallas Cowboys (2011)... Totaled 26 rushing yards on 11 carries... Added 8 receptions for 73 yards. **CAREER TRANSACTIONS:** Drafted by the Carolina Panthers in the 4th round (128th overall) of the 2009 NFL draft... Waived by the Panthers (9/3/11)... Acquired from waivers by the Dallas Cowboys (9/5/11)... Waived by Dallas (9/8/11)... Signed by the Cowboys (9/13/11)... Signed with the New England Patriots (3/30/12)... Waived by the Patriots (4/29/13)... Signed by the Chicago Bears (6/10/13). **PREVIOUS SEASONS: 2011** - Played in 10 contests, starting 6 for the Dallas Cowboys... Compiled 4 yards rushing on four attempts... Added 3 receptions for 39 yards. **2010** - Started 9-of-14 games for the Carolina Panthers... Recorded 7 rush attempts for 22 yards... Tacked on 5 receptions for 34 yards... **2009** - Played in 10 games with 2 starts. **COLLEGE:** Played in 45 games with 18 starts at fullback for Syracuse... Completed career with 16 rushes for 89 yards and 28 receptions for 202 yards and 1 TD... Made 108 knockdown blocks and 11 touchdown-resulting blocks during final two seasons... As a senior, played in 12 games with 10 starts while serving as team captain... Gained 66 yards on 5 carries, including a career-long 58-yard run against Connecticut... Recorded 16 catches for 127 yards and 1 TD... Responsible for touchdown-resulting block on seven of the Orange's 11 rushing scores... Produced a team-high 69 knockdown blocks... His junior year, played in 11 games with 8 starts... Carried 3 times for 8 yards... Had 12 receptions for 75 yards... Accounted for 39 knockdown blocks, including four that led to TDs... During his sophomore year, played in 12 games as a reserve fullback... Tallied 15 yards on eight attempts... As a redshirt freshman, played in 10 games on the punt coverage unit... Redshirted as a true freshman. **PERSONAL:** Attended Walkersville (Md.) High School... Majored in history at Syracuse.



53 JERRY FRANKLIN

Ht: 6-1

Age: 25

Bears Season: 1

Acquired: Practice squad claim in 2012 (DAL)

Wt: 245

College: Arkansas

NFL Season: 1

LINEBACKER

PRO CAREER: Appeared in the final 3 games of the 2012 regular season for the Bears collecting 2 special teams tackles after being claimed off of Dallas' practice squad in Week 15... Made NFL debut on December 16, 2012 versus Green Bay. **CAREER TRANSACTIONS:** Entered NFL as an undrafted free agent with the Denver Broncos (4/29/12)... Waived by the Broncos

(8/31/12)... Signed to the Carolina Panthers practice squad (10/17/12)... Terminated from the Panthers practice squad (11/6/12)... Signed to the Dallas Cowboys practice squad (11/14/12)... Signed by to the active roster by the Chicago Bears (12/11/12). **2012 SEASON:** Gathered 2 special teams stops in the final 3 contests of the season for Chicago... Made NFL debut on special teams in Week 15 vs. GB (12/16). **COLLEGE:** Appeared in 51 games with the Razorbacks, making 50 starts... Totaled 382 tackles at Arkansas, including 31.5 tackles for loss and 10 sacks... Led Arkansas in tackles each of his four years... Recorded 5 interceptions, 2 forced fumbles and 5 fumble recoveries... Earned second-team all-Southeastern Conference honors as a junior... Selected to the all-SEC freshman team... Majored in recreation and sport management. **PERSONAL:** Was named the Class 6A offensive player-of-the-year and the 6A East back-of-the-year at Marion (AR) High School... Earned first-team all-state honors as a WR and RB... Scored via the run, the pass, a fumble return, an interception return and a kickoff return... Had 18 receptions for 463 yards and 12 touchdowns, and he ran six times for 183 yards and 3 TDs... On defense, he had 76 tackles and 6 INTs with 2 picks returned for TDs... As a junior, he was the 6A player-of-the-year and the defensive player of the year for all classifications by the *Arkansas Democrat-Gazette*... Had 15 catches for 520 yards and 8 scores... Also recorded 67 tackles and 7 INTs with 3 returned for TDs.



82 BRITTAN GOLDEN

Ht: 5-11

Age: 24

Bears Season: 1

Acquired: Undrafted free agent in 2012

Wt: 186

College: West Texas A&M

NFL Season: 1

WIDE RECEIVER

PRO CAREER: Spent 2012 preseason with Chicago after signing with team as an undrafted rookie free agent... Spent last 3 weeks of 2012 regular season on Jacksonville's practice squad. **CAREER TRANSACTIONS:** Entered NFL as an undrafted free agent with the Chicago Bears (4/29/12)... Waived by the Bears (8/31/12)... Signed to the Jacksonville Jaguars practice squad

(12/18/12)... Signed futures contract with Chicago (1/4/13). **2012 SEASON:** Spent last 3 weeks regular season on Jaguars practice squad after spending preseason in Chicago. **COLLEGE:** Finished 4-year career (2008-11) at West Texas A&M second in school history in receiving yards with 3,007 and fifth in receptions with 165 catches (18.2 ypc)... Added 33 TD receptions... Tied for sixth in school history in career scoring... 3,393 career all-purpose yards... Added 30 punt returns for 274 yards (9.1 ypr) and 10 kickoff returns for 112 yards... A first team all-LSC selection as a senior and second team all-LSC honoree as a junior... Earned Daktronics second team all-Super Region Four honors and was a Don Hansen third team all-America selection as a senior... Led the Buffs with 55 catches for 1,076 yards (19.6 ypc) and 12 TDs in his final season... Added 191 punt return yards on 17 returns (11.2 ypr) and 30 kickoff return yards on 4 returns (7.5 ypr) as a senior... Redshirted his freshman season in 2007... Sports and Exercise Sciences major. **PERSONAL:** Two-way starter for Denver City (TX) High School, playing both wide receiver and defensive back... As a senior, earned second team all-region honors while being a first-team all-district 5-2A selection... Also played infield for the Mustangs' baseball team, earning first team all-district 5-2A honors.

**79 CORVEY IRVIN****Ht:** 6-2**Age:** 28**Bears Season:** 1**Acquired:** Waived free agent in 2013 (TB)**Wt:** 296**College:** Georgia**NFL Season:** 3**DEFENSIVE
TACKLE**

PRO CAREER: Played in 18 contests over three seasons for the Tampa Bay Buccaneers (2012), Jacksonville Jaguars (2011) and the Carolina Panthers (2010), recording 11 tackles (7 solo)... Also spent time on the practice squads of the Jacksonville Jaguars (2011), Detroit Lions (2011) and Carolina Panthers (2010). **CAREER TRANSACTIONS:** Signed by the Carolina Panthers

(7/27/09)... Waived by the Panthers (9/4/10)... Signed to the Panthers practice squad (9/6/10)... Signed to the Panthers active roster (12/14/10)... Waived by Carolina (9/3/11)... Signed to the Detroit Lions practice squad (9/5/11)... Waived from the Lions practice squad (10/12/11)... Signed to the Jacksonville Jaguars practice squad (10/19/11)... Signed to the Jaguars active roster (12/2/11)... Waived from Jacksonville (8/31/12)... Acquired from waivers by the Tampa Bay Buccaneers (9/1/12)... Waived by the Bucs (5/2/13)... Signed by the Chicago Bears (5/13/13). **2012 SEASON:** Played in 12 games recording 6 tackles (3 solo). **PREVIOUS SEASONS: 2011** - Appeared in 4 games tallying 1 tackle. **2010** - Played in 2 games accumulating 4 tackles (3 solo).

COLLEGE: Four-year letterman at Georgia... Played in 46 games with 37 starts... Career totals include 189 tackles, 12 tackles for loss, 5 INTs, 18 PBUs, 3 FRs and 4 FFs... Returned 2 fumbles for TDs... Started all 12 games as a senior... First-team all-Sun Belt selection... Graduated with degree in organizational communications. **PERSONAL:** Attended Miami-Dade (FL) High School... Played for coach Anthony Saunders... Totaled 31 tackles, one INT and a fumble recovery as a senior... Named to Dade-Broward County all-star team... Posted 32 tackles as a junior.

**16 JERRELL JACKSON****Ht:** 6-0**Age:** 23**Bears Season:** 1**Acquired:** Waived free agent in 2013 (JAX)**Wt:** 192**College:** Missouri**NFL Season:** 1**WIDE
RECEIVER**

PRO CAREER: Appeared in 1 game for the Jacksonville Jaguars (2012)... Also spent time on the Jaguars practice squad (2012) after originally entering the league with the Houston Texans (2012). **CAREER TRANSACTIONS:** Signed with the Houston Texans (5/14/12)... Waived by Houston (9/5/12)... Signed to the Jacksonville Jaguars practice squad (12/14/12)... Signed to the Jaguars

active roster (12/24/12)... Waived by Jacksonville (4/29/13)... Signed by the Chicago Bears (6/10/13). **2012 SEASON:** Played in a single contest. **COLLEGE:** Saw action in 49 career games at Missouri including 24 starts at wide receiver... Caught 113 passes for 1,434 yards and 6 TDs in four seasons... As a senior, caught 17 balls for 222 yards in 11 games with 9 starts... Had his most productive year as a junior when he hauled in 50 passes for 656 yards and 3 TDs... Started 9-of-12 games... Started 6-of-13 games as a sophomore... Tallied 37 receptions for 458 yards... Saw action in all 13 games as a true freshman... Hauled in 9 catches for 98 yards and added 2 rushes for 10 yards. **PERSONAL:** Three-sports standout at Davis High School (Houston, Texas) where he played both ways as a wide receiver and defensive back... Caught 42 passes as a senior in 2007 for 978 yards and 18 TDs while also adding 5 INTs on defense earning him First-Team All-District and All-Greater Houston honors as well as District 20-4A MVP... Was a three-time all-district performer in basketball and a three-time regional qualifier in track.



87 STEVE MANERI

Ht: 6-7

Age: 25

Bears Season: 1

Acquired: Unrestricted free agent in 2013 (KC)

Wt: 280

College: Temple

NFL Season: 3

TIGHT
END

PRO CAREER: Started 9 of 19 games played over two seasons with Kansas City (2011-12) recording 6 receptions for 52 yards (8.7 ypr). **CAREER TRANSACTIONS:** Signed with Houston (5/18/10)... Waived by Texans (9/4/10)... Acquired by New England via waivers (9/5/10)... Waived

by Patriots (9/27/10)... Signed practice squad contract with New England (9/29/10)... Signed by Patriots (1/19/11)... Waived by New England (9/4/11)... Acquired by Kansas City via waivers (9/5/11)... Signed 2-year contract with the Bears (3/21/13). **2012 SEASON:** Saw action in 13 games with 8 starts for Kansas City, hauling in 5 receptions for 51 yards (10.2 ypc). **PREVIOUS SEASONS:** **2011** - Saw action in 6 games with 1 start for Kansas City, garnering 1 reception for 1 yard... Made NFL debut on 11/27 vs. PIT, grabbing first career reception for a 1-yard gain... Made first career NFL on 12/24 vs. OAK. **2010** - Inactive for the first 3 games with New England (after being acquired off waivers from Houston) before being released (9/27) ... Added to Patriots practice squad (9/29) where he spent the remainder of the season. **COLLEGE:** Played in 47 games with 25 starts as a tight end at Temple (2006-09)... Registered 38 receptions for 421 yards (11.1 ypr) with and 9 touchdowns ... Started all 13 games as a senior in 2009, recording 12 catches for 134 yards (11.2 ypr) with 2 TDs... Third-team all-Mid-American Conference honoree... Received Academic all-MAC honors... Majored in Communications. **PERSONAL:** Played one season of football at Saddle Brook High School (Saddle Brook, NJ), totaling 36 receptions for 607 yards and 5 TDs... Garnered *Bergen Record* second-team all-North Jersey honors... Three-year starter in basketball.



85 GABE MILLER

Ht: 6-3

Age: 25

Bears Season: 1

Acquired: Waived free agent in 2012 (SEA)

Wt: 257


College: Oregon State

NFL Season: 2

TIGHT
END

PRO CAREER: Spent time with the Kansas City Chiefs (2011) and the Seattle Seahawks and Chicago Bears practice squads (2012). **CAREER TRANSACTIONS:** Drafted by the Kansas City Chiefs in the 5th round (140th overall) of the 2011 NFL Draft... Signed a 4-year deal with the Chiefs (7/28/11)... Cut by Kansas City (8/31/12)... Signed to the Seattle Seahawks practice squad

(9/6/12)... Cut from the Seahawks practice squad (9/11/12)... Signed to the Chicago Bears practice squad (9/17/12)... Signed with the Bears (12/31/12). **2012** - Spent time on the practice squads of Seattle and Chicago but did not appear in a regular season game. **COLLEGE:** Played in 47 contests (24 starts) at Oregon State... Opened 17 contests at defensive end and 7 at tight end... Compiled 67 tackles (29 solo), 13.0 stops for loss (-69.0 yards), 8.0 sacks (-58.0 yards), a forced fumble, 3 fumble recoveries and 2 passes defended... Also caught eight passes for 124 yards (15.5 avg.) with a TD... Started 12 contests as a senior in 2010... Recorded 44 tackles (21 solo), 8.0 tackles for loss (-46.0 yards) and 5.0 sacks (-39.0 yards)... Also had 1 fumble recovery and 2 passes defended... Earned honorable mention all-Pac-10 accolades... Named team co-captain... Played in 13 games (5 starts) as a junior in 2009... Tallied 23 tackles (eight solo), 5.0 stops for loss (-23.0 yards) and 3.0 sacks (-19.0 yards)... Added 1 forced fumble and 2 fumble recoveries ... Named second-team all-Pac 10... Appeared in 9 games, but did not record a reception in 2008 as a sophomore... Started "No Shave November" for the offensive line, tight ends and quarterbacks, leading to an ESPN College GameDay feature ... Named Pac-10 Academic honorable mention... Saw action in 13 games (7 starts) as a redshirt freshman in 2007... Registered 8 receptions for 124 yards (15.5 avg.) with a TD... Named all-Pac 10 academic honorable mention... Redshirted as a true freshman in 2006... Graduated with a degree in construction Engineering. **PERSONAL:** Played linebacker, tight end and running back at Lake Oswego (OR) High School... Named the 4A Defensive Player of the Year as a linebacker and earned honorable mention accolades at tight end... Ranked a four-star athlete by Rivals.com... Also ran track.

**46 TOM NELSON****Ht:** 5-11**Wt:** 200**Age:** 26**College:** Illinois State**Bears Season:** 1**NFL Season:** 3**Acquired:** Waived free agent in 2012 (PHI)**SAFETY**

PRO CAREER: Played in 24 games with 3 starts over his three year career with the Cincinnati Bengals (2009-11) and the Philadelphia Eagles (2011-12)... Recorded 22 tackles, 1 INT and 2 PBUs. **CAREER TRANSACTIONS:** Signed by the Cincinnati Bengals (4/30/09)... Waived by the Bengals (8/27/11)... Signed by the Philadelphia Eagles (12/5/11)... Waived by the Eagles (8/25/12)... Signed by the Chicago Bears (1/29/13). **2012 SEASON:** Spent preseason with Philadelphia before being waived prior to the start of the regular season. **PREVIOUS SEASONS:** **2011** - Appeared in final 4 games of the regular season for the Eagles. **2010** - Played in 8 games, recording 4 tackles for the Bengals. **2009** - Saw action in 12 games, starting 3 while recording 18 tackles, 1 INT and 4 PBUs for Cincinnati. **COLLEGE:** Four-year standout at Illinois State, started all 46 games in which played... As a senior, led team in tackles (81) and led Missouri Valley Conference in punt returns (15.7 avg.)... Senior season included an 82-yard punt return for a TD and a 97-yard score on a kickoff return... 7 career INTs, including 2 in one game against Heisman Trophy finalist Chase Daniel of Missouri... Named MVC Freshman of the Year in 2005. **PERSONAL:** Honor roll student at John Hersey High School (Arlington Heights, IL) where as a senior QB he rushed for 900 yards and nine TDs while passing for 1034 yards and eight scores... Also lettered in basketball and baseball in high school.

BEARS TEAM CAPTAINS

Since 2007, at the recommendation of the NFL's six-member player advisory council, NFL teams could name up to six season-long captains. Captains are designated with a square patch with the letter "C" and four gold stars across the bottom. A player receives a gold star for each year he is a team captain. Teams are allowed to determine how they want to select their captains, some opting for weekly captains which do not wear the "C" patch, while others elect up to six.

In 2012 and for the second consecutive year, the Chicago Bears had five season-long captains. The offense was led by C/G Roberto Garza and QB Jay Cutler. The defense was directed by LB Brian Urlacher and DE Julius Peppers. LS Patrick Mannelly handled the special teams. The following is the Chicago Bears captains since 2007.

CHICAGO BEARS CAPTAINS*Since 2007*

Year	Offense		Defense		Special Teams
2007	O. Kreutz	M. Muhammad	B. Urlacher	M. Brown*	B. Ayanbadejo
2008	O. Kreutz	K. Orton	B. Urlacher	M. Brown	P. Mannelly
2009	O. Kreutz	J. Cutler	B. Urlacher^	A. Ogunleye#	P. Mannelly
2010	O. Kreutz	J. Cutler	B. Urlacher	J. Peppers	P. Mannelly
2011	R. Garza	J. Cutler	B. Urlacher	J. Peppers	P. Mannelly%
2012	R. Garza	J. Cutler	B. Urlacher	J. Peppers	P. Mannelly

* Adewale Ogunleye was named captain after Mike Brown was placed on IR in Week 2 (2007)

^ Lance Briggs was named captain after Brian Urlacher was placed on IR in Week 2 (2009)

Alex Brown was named captain after Adewale Ogunleye was placed on IR in Week 16 (2009)

% Corey Graham was named captain after Patrick Mannelly was placed on IR in Week 11 (2011)



84 FENDI ONOBUN

Ht: 6-6

Age: 26

Bears Season: 1

Acquired: Waived free agent in 2012 (BUF)

Wt: 260

College: Houston

NFL Season: 3

TIGHT
END

PRO CAREER: Has appeared in 4 games over two seasons with St. Louis (2010) and Jacksonville (2011), recording 2 catches for 15 yards. **CAREER TRANSACTIONS:** Drafted by the St. Louis Rams with the first pick in the 6th round (170th overall) of the 2010 NFL draft... Waived by the Rams (9/3/11)... Signed to the Seattle Seahawks practice squad (9/13/11)...

Waived from the Seahawks practice squad (10/4/11)... Signed to the Washington Redskins practice squad (11/9/11)... Signed to the Jacksonville Jaguars active roster (11/14/11)... Waived by the Jaguars (12/6/11)... Signed to the Jaguars practice squad (12/8/11)... Signed to the Buffalo Bills active roster (12/9/11)... Waived by the Bills (8/26/12)... Signed by the Chicago Bears (1/10/13). **2012 SEASON:** Spent the preseason with Buffalo Bills but was waived prior to the start of the regular season. **PREVIOUS SEASONS: 2011** - Appeared in 1 game for the Jaguars. **2010** - Played in 3 games recording 2 receptions for 15 yards before being moved to reserved/injured on 11/16 with the St. Louis Rams. **COLLEGE:** Played one season of football at Houston after a four-year college basketball career at the University of Arizona... Played important role on special teams for Cougars and caught 2 passes for 33 yards and a touchdown in his only season of college football. **PERSONAL:** Attended Alief Taylor (TX) High School, where he ranked as the No. 13 small forward prospect in the nation by Rivals.com... Averaged 16.0 points, 8.0 rebounds, 2.0 assists and 2.0 blocked shots per game as a senior... A McDonald's All-America nominee... Played in the 2005 Global Games and averaged 3.8 points and 3.5 rebounds while shooting 47.8 percent.



95 CHETA OZUGWU

Ht: 6-2

Age: 24

Bears Season: 2

Acquired: Waived free agent in 2012 (HOU)

Wt: 255


College: Rice

NFL Season: 2

DEFENSIVE
END

PRO CAREER: Appeared in 2 games for the Chicago Bears (2012), recording 3 tackles and 1 TFL... **CAREER TRANSACTIONS:** Drafted by the Houston Texans in the 7th round (254th overall) of the 2011 NFL draft... Signed by the Texans (7/31/11)... Waived by Houston (9/12/11)... Signed a 1-year contract with Chicago (5/11/12)... Signed with the Bears (1/2/13). **2012 SEASON:**

Totaled 3 tackles and 1 TFL... Led team in sacks during preseason. **SEASON:** Played in 2 games, tallying 3 tackles (2 solo) and 1 TFL for the Bears... Led the squad in sacks during the preseason with 3. **PREVIOUS SEASONS: 2011** - Spent training camp with the Houston Texans. **COLLEGE:** Started 44-of-46 games at Rice... Finished career with 197 tackles (120 solos), 11 sacks for minus 72 yards and 26.0 stops for losses totaling 103 yards... Caused 4 fumbles and recovered 1... Added 3 PBUs. **PERSONAL:** Attended Alief Taylor (TX) High School, where he was an all-district 1B-5A and all-Greater Houston selection... Also earned academic all-district honors... Played basketball and ran track... Member of the National Honor Society and FCA while also coaching youth at the YMCA... Plays the piano.

**44** CYHL QUARLES**Ht:** 6-3**Age:** 24**Bears Season:** 1**Acquired:** Waived free agent in 2013 (NE)**Wt:** 212**College:** Wake Forest**NFL Season:** 1**SAFETY****PRO CAREER:** Spent the 2012 season on the practice squad of the New England Patriots...Originally entered the NFL as an undrafted free agent with Baltimore Ravens. **CAREER TRANSAC-****TIONS:** Signed with Baltimore Ravens (5/11/12)... Waived by the Ravens (8/31/12)... Signed to the

New England Patriots practice squad (9/12/12)... Waived by the Patriots (9/28/12)... Signed to

New England's practice squad (12/26/12)... Signed by the Chicago Bears (1/28/13). **SIGNED through 2014. COLLEGE:** In 50 career games at Wake Forest, he totaled 239 tackles, 2 INTs, 6 PD, 2 FRs and 1 FF... As a senior in 2011, he finished first on the team in tackles (101), adding career highs in PD (3) and FRs (2)... Played in all 12 games (7 starts) as a junior in 2010, finishing second on the team in total tackles (71), including a team-high 45 solo stops... Led the Deacons in tackles in four games... Ranked 24th in the ACC in tackles per game (5.9)... Ranked second on the team with 62 tackles during his sophomore season... Was one of just four Deacon defenders to start all 12 games... Primarily saw action on special teams as a redshirt freshman in 2008, playing in all 13 games and posting 5 total tackles... Redshirted his true freshman season in 2007... Majored in sociology at Wake Forest.

PERSONAL: Prepped at Meadowcreek High School (Norcross, GA), where he was named to the Gwinnett County super 11 squad as a senior... Had 81 tackles and 2 sacks as a senior OLB, after producing 79 tackles as a junior.

**81** TERRENCE TOLIVER**Ht:** 6-5**Age:** 25**Bears Season:** 1**Acquired:** Waived free agent in 2012 (DET)**Wt:** 204**College:** LSU**NFL Season:** 1**WIDE RECEIVER****PRO CAREER:** Has spent time with the Houston Texans (2011) and Detroit Lions (2012). **CAREER****TRANSACTIONS:** Signed by the Houston Texans (7/28/11)... Waived by the Texans (9/12/11)...

Signed to the Houston Texans practice squad (11/8/11)... Signed by the Detroit Lions (1/10/12)...

Waived by the Lions (8/27/12)... Signed by the Chicago Bears (1/7/13). **SIGNED through 2014.**

COLLEGE: 2011 Cotton Bowl offensive MVP... 2007 all-SEC freshman team member... Played in 53 games for LSU, starting 31 times... Finished his career with 126 receptions, 1,820 yards and 12 touchdowns... Led LSU in receiving with 41 catches for 579 yards and 5 touchdowns in his senior season... Tied a Cotton Bowl record with a career-best 3 touchdown receptions in 41-24 win over Texas A&M... Had his most productive season at LSU with 53 catches for 735 yards and 3 touchdowns as a junior... Caught 10 passes for 249 yards and 3 TDs in his freshman season. **PERSONAL:** Attended Hempstead (TX) High school... Rated No. 1 wide receiver in America by scout.com and ESPN.com... Parade All-American... Played in the U.S. army all-American Bowl... Was the Texas state long jump champion.



45 HARVEY UNGA

Ht: 6-0

Age: 26

Bears Season: 2

Acquired: Supplemental Draft in 2010

Wt: 237

College: BYU

NFL Season: 2

**RUNNING
BACK**

PRO CAREER: Enters his fourth year with Chicago but has not appeared in a regular season game... Spent the 2010 season on Injured Reserve, the 2011 season on Reserve/Left Team list and most of 2012 on the Bears practice squad. **CAREER TRANSACTIONS:** Selected in seventh round of 2010 Supplemental Draft by Chicago... Signed 4-year contract with the Bears (7/21/10)...

Waived by the Bears (8/27/12)... Signed to Bears practice squad (9/1/12)... Waived from the Bears practice squad (10/9/12)... Signed to the Bears practice squad (12/4/12)... Signed to the Bears active roster (12/28/12). **2012 SEASON:** Spent the majority of the 2012 season on the Bears practice squad... DNP Game 16 at DET (12/30) after being elevated to active roster on 12/28. **PREVIOUS SEASONS: 2011** - Placed on Reserve/Left Team list on 9/3. **2010** - Placed on Injured Reserve on 8/12 during training camp. **COLLEGE:** Rushed for 3,455 yards on 696 carries (4.9 avg) in 41 games played at BYU (2006-09)... Caught 102 passes for 1,085 yards (10.6 avg)... Scored 36 TDs on the ground and caught 9 TDs over the course of his career... Set BYU's all-time career rushing record while achieving his third-straight 1,000-yard rushing season as a senior... Became one of only nine Cougars to record over 1,000 career yards receiving and rushing... Only the second Cougar to reach the 3,000-career rushing yard mark, the other being Curtis Brown (3,221)... Also set BYU bowl records for career carries and yards with 58 and 163, respectively. **PERSONAL:** A consensus all-state RB as a senior... Helped lead Timpview (Provo, Utah) High School to the 2004 State Championship... Team offensive MVP as a junior and senior... Father, Jackson, played running back for the Cougars in the early 80's.



37 ANTHONY WALTERS

Ht: 6-1

Age: 24

Bears Season: 3

Acquired: Undrafted free agent in 2011

Wt: 207

College: Delaware

NFL Season: 3


SAFETY

PRO CAREER: Has appeared in 20 games with 1 start over two years with Chicago (2011-12)... Has recorded 7 tackles (5 solo), 1 FR, 2 TFLs and 11 special teams stops... Spent first 6 weeks of 2011 season on Bears practice squad. **CAREER TRANSACTIONS:** Signed as an undrafted free agent by Chicago (7/26/11)... Released by Bears (9/3/11)... Signed to Chicago's practice

squad (9/4/11)... Elevated to Bears 53-man roster (10/11/11). **2012 SEASON:** Appeared in all 16 contests mostly on special teams... Started season finale at FS, his first career start, at Detroit (12/30)... Credited with 7 tackles (5 solo), 1 FR, 2 TFLs, and 10 STTs. **PREVIOUS SEASONS: 2011** - Appeared in 4 games for Bears after spending first 6 weeks of season on Chicago's practice squad... Recorded 1 special teams stop... Placed on Injured Reserve (11/16) with a hamstring injury. **COLLEGE:** During his career at Delaware (2007-10), started all 50 games in which he appeared, registering 258 tackles (189 solo)... Credited with 12 TFLs, 1.0 sack, 16 INTs, and 31 PBUs... Ranks second all-time in school annals in pass breakups and fourth in INTs... Two-time all-Colonial Athletic Association honoree... Started 13 games in 2010 and helped lead Delaware to the Football Championship Subdivision National title game... Registered 75 tackles (60 solo), 4 TFLs, 1.0 sack, 8 PBUs, 1 fumble recovery and 1 forced fumble... Collected a team-high 7 INTs, which ranked fourth in the NCAA... College *Sporting News* All-American, third-team AP All-American and fourth-team Phil Steele College Football All-American... As a junior in 2009, earned first team all-CAA honors when he tallied 55 tackles, 10 PBUs and 1 INT... Posted 65 tackles in 11 starts while adding 4 INTs as a sophomore... Started all 15 games as a freshman collected 63 tackles, 6.5 TFLs, 9 PBUs and 4 INTs for team that advanced to the NCAA championship game. **PERSONAL:** Attended Cardinal O'Hara (Philadelphia, PA) High School.

**71****ASTON
WHITESIDE****Ht:** 6-2**Wt:** 265**Age:** 24**College:** Abilene Christian**Bears Season:** 1**NFL Season:** 1**Acquired:** Waived free agent in 2012 (DAL)**DEFENSIVE
END**

PRO CAREER: Spent part of training camp with the Dallas Cowboys and Chicago Bears... Was on the Bears practice squad for the majority of the 2012 season. **CAREER TRANSACTIONS:** Signed by the Dallas Cowboys (4/30/12)... Cut by the Cowboys (8/5/12)... Signed by the Bears (8/11/12)... Cut by Chicago (8/31/12)... Signed to Bears practice squad (9/1/12)... Waived by Chicago (10/16/12)... Signed to the Bears practice squad (11/28/12)... Signed by Chicago (12/31/12). **2012 SEASON:** Spent majority of season on Bears practice squad. **COLLEGE:** Finished his final collegiate campaign taking home first-team all-Lone Star Conference honors along with defensive player-of-the-year and defensive lineman-of-the-year, recording 40 tackles and team-highs for sacks (6.0), tackles for losses (12.5), quarterback hurries (7), forced fumbles (2) and blocked kicks (3)... As a junior, led the Wildcats to the first 11-0 regular season record in school history and earned first-team all-LSC and LSC defensive lineman-of-the-year for the third time... Posted 28 tackles, 14.5 for losses, 7 sacks, 1 interception returned for a touchdown, 5 fumble recoveries and 3 blocked kicks... Named first-team All-America and first-team all-region as a sophomore, tallying 9.5 sacks and 14.5 tackles for losses... As a redshirt freshman, voted first-team all-LSC South Division, co-defensive lineman-of-the-year and freshman-of-the-year... Finished third in the league with 9.0 sacks, while also forcing 2 fumbles, recovering 4, posting 7 hurries, 3 breakups and 1 blocked kick... Redshirted as a true freshman. **PERSONAL:** One of the top fullbacks in the state, leading Vernon (TX) High School to the 2006 Class 3A Division II semifinals... Rushed for 1,934 yards and 24 touchdowns to earn first-team all-district honors and MVP of the *Wichita Falls Times Record-News* Red River 22 Team... Has a son, Aston Jr.

**49****LAWRENCE
WILSON****Ht:** 6-1**Wt:** 229**Age:** 25**College:** Connecticut**Bears Season:** 1**NFL Season:** 1**Acquired:** Waived free agent in 2012 (NO)**LINEBACKER**

PRO CAREER: Spent time with the Tennessee Titans (2012), New Orleans Saints (2012) and the Carolina Panthers practice squad (2011). **CAREER TRANSACTIONS:** Originally drafted by Carolina in the sixth round (166th overall) of the 2011 NFL Draft (7/29/11)... Waived by Carolina (9/3/11)... Signed by Carolina to practice squad (9/5/11)... Released by Carolina Panthers from practice squad (11/8/11)... Signed by Tennessee (1/10/12)... Waived by Tennessee Titans (5/1/12)... Signed by Saints (5/14/12)... Waived by Saints (8/31/12)... Signed by Chicago Bears (1/10/13). **2012 SEASON:** Spent time with Tennessee and New Orleans during offseason but did not make regular season roster. **COLLEGE:** Played at the University of Connecticut from 2007-10 after redshirting in 2006... Played in 52 games with school-record 51 starts, lining up at middle linebacker as a senior after playing weakside linebacker during his first three seasons... Earned first-team all-Big East Conference honors twice, leading the league in tackles two times... Ended career ranked second in school history with 449 tackles, 35.5 TFLs, 9.5 sacks, 6 FFs, 6 FRs, 5 INTs that included a school-record 3 return TDs and 10 PBUs... First team all-Big East as a senior as he led the conference for second straight season with 123 stops, 10 for a loss, 3.5 sacks, 3 FFs, 2 FRs, 1 INT and 3 PBUs... First-team all-Big East as junior as he tied for tenth in nation with 140 tackles, 11 TFLs, 5 sacks, 3 FFs, 2 FRs and 1 PBU... As a sophomore, finished with 73 tackles, 6 TFLs, 1 sack, 1 FR, 3 INTs and 4 PBUs. **PERSONAL:** Majored in sociology... Attended Paul W. Bryant High School (Tuscaloosa, Ala.).



CHICAGO BEARS ROOKIES



75 KYLE LONG

Ht: 6-6

Age: 24

Wt: 313

College: Oregon

Acquired: 1st round of the 2013 draft (20th overall)

GUARD

COLLEGE CAREER: Played in 11 games at Oregon, starting his final 5 contests at left guard... He was a left offensive tackle for 11 games in 2011 and a reserve defensive end for 11 other contests in 2010 at Saddleback College.

SENIOR: Appeared in 11 games in his lone season with the Oregon Ducks, starting his final 5 contests as a left offensive guard... Missed two early season contests due to an ankle sprain... In 5 games as a starter, he recorded 6 TD-resulting blocks and 36 knockdowns to help the team lead the Pac-12 Conference and rank third in the nation with an average of 315.23 yards per game... The Ducks also paced the league in total offense and scoring, finishing second in the nation with an average of 49.54 points per game and fifth with 537.38 yards per game... Was charged with just 1 sack in his 5 games as a starter... Oregon gained at least 570 yards in 3 of his 4 regular season starts. **JUNIOR:** Switched to the offensive line, taking over left tackle duties for head coach Mark McElroy's Saddleback (Mission Viejo, Cal.) Community College Gauchos... Helped the team compile an 8-3 record, as the Gauchos averaged 338.6 yards passing and 470.4 yards in total offense per game... Started 7 games and also recorded a solo tackle and attempted 1 pass. **SOPHOMORE:** Enrolled at Saddleback College, appearing in 11 games as a defensive end... Recorded 16 tackles (6 solos) with a 4-yard sack, 2 TFLs of 7 yards and 3 quarterback pressures... Also caused a fumble and deflected 2 passes. **FRESHMAN:** Red-shirted at Florida State after accepting a baseball scholarship from the university.

PERSONAL: Attended St. Anne's-Belfield (Ivy, Va.) High School, playing football for head coach John Blake... Competed as a two-way lineman in football and as a left-handed pitcher and first baseman for the baseball team... Earned All-state honors in both sports as a sophomore, junior and senior... His best season on the gridiron came during his junior campaign, as he recorded 45 tackles and was named to the Division II All-State team as both a defensive and offensive lineman... In his last two seasons, he led the football team to back-to-back state championships... After his senior year, he participated in the U.S. Army All-American Game... In baseball, he was selected in the 23rd round of the 2008 Major League Baseball Draft by the Chicago White Sox, but decided to accept a baseball scholarship to Florida State instead... Brother, Chris, plays defensive end for the St. Louis Rams and father, Howie, was an all-pro defensive end for the Oakland/Los Angeles Raiders and is a member of the NFL Hall of Fame.

KYLE LONG'S COLLEGE STATISTICS

GAMES PLAYED-STARTED - 29-12: 2010 (11-0); 2011 (9-7); 2012 (11-5)



57 JONATHAN BOSTIC

Ht: 6-1
Age: 22

Wt: 245
College: Florida

Acquired: 2nd round of the 2013 draft (50th overall)

LINEBACKER

COLLEGE CAREER: Appeared in 51 games, making 32 starts... Finished his career with 237 total tackles, and had 19.0 TFLs, 7.5 sacks, 7 PBUs, 5 INTs and 2 FFs... Four year letter-winner for the Gators.

SENIOR: Started all 13 games at middle linebacker... Third on the team with 68 tackles on the season, and fifth with 6.5 TFLs for a total of 23 yards for loss... Was also tied for second on the team with 3.0 sacks and tied for fourth in interceptions (2) and third in quarterback hurries (4)... Named to Coaches' All-SEC Second Team on defense... Phil Steele Midseason All-SEC Second Team (LB)... Butkus Award Watch List (LB)... Lombardi Award Preseason Watch list (LB)... Coaches' Preseason All-SEC Second Team (LB)... Phil Steele Preseason All-SEC (LB)... Preseason Associated Press All-SEC Third Team (LB). **JUNIOR:** Started all 13 games at middle linebacker... Led the team with 94 tackles on the season, and finished tied for second with 10.0 TFLs for a total of 57 yards for loss... Also had 3.0 sacks, 2 PBUs, 2 QB hurries and 1 FF... Phil Steele's Preseason All-SEC Third Team (LB)... Lindy's Preseason Second-Team All-SEC (LB)... CFPA Linebacker Trophy Watch List... SEC Coaches' Preseason All-SEC Third Team (LB)... Butkus Award Watch List (LB)... Preseason All-SEC Third Team (Media) (LB)... Phil Steele's Midseason Honorable Mention All-American (LB)... Phil Steele's Midseason All-SEC Second Team (LB). **SOPHOMORE:** Appeared in all 13 games, starting 6... Finished the season tied for third on the Gators with 57 tackles (36 solo)... Tied for ninth in the SEC in INTs and tied for eighth nationally among linebackers for INTs with 3. **FRESHMAN:** Led all freshmen with 18 total tackles, including 14 solo... Enrolled at UF in January of 2009.

PERSONAL: Selected to the U.S. Army All-American Bowl... Ranked as the fifth-best inside linebacker prospect according to Rivals.com... Had over 100 tackles in his junior season... Selected UF over Miami, LSU, FSU and Clemson... Coached by Rodney Harris... In 2008, he rushed the ball 75 times for 458 yards and 6 TDs... Member of the ESPN Top 150... All-state selection for Florida Class-6A... Claims greatest strengths are his speed and aggressiveness... Helped lead Palm Beach Central to the eighth-best defense in Palm Beach County... Father, Jon Bostic, was a defensive back for the Detroit Lions, playing in a total of 29 games from 1985-87.

JONATHAN BOSTIC'S COLLEGE STATISTICS

Year	Team	GP	GS	Tackles					Interceptions					Fumbles			Misc.
				Tot	S	A	Sk	Yds	No	Yds	Lg	TD	PD	FF	FR	Yds	
2009	Florida	12	0	18	14	4	0.0	0	0	0	0	0	0	0	0	0	0.0
2010	Florida	13	6	57	36	21	1.5	n/a	3	n/a	n/a	n/a	3	0	0	0	2.5
2011	Florida	13	13	94	60	34	3.0	n/a	0	0	0	0	2	1	0	0	10.0
2012	Florida	13	13	68	45	23	3.0	n/a	2	n/a	n/a	n/a	2	1	1	n/a	6.5
Totals		51	32	237	155	82	7.5	n/a	5	n/a	n/a	n/a	7	2	1	n/a	19.0



60 KHASEEM GREENE

Ht: 6-1
Age: 24

Wt: 241
College: Rutgers

Acquired: 4th round of the 2013 draft (117th overall)

LINEBACKER

COLLEGE CAREER: Started 39 of the 51 games he appeared in for the Scarlet Knights; one at nickel back/outside linebacker in 2009; 12 at free safety in 2010; 26 at weak-side outside linebacker from 2011-12... Recorded 387 tackles (211 solos) with 11.5 sacks for minus 86 yards and 30.5 TFLs, in addition to posting 35 quarterback pressures... Deflected 16 passes and gained 117 yards on 7 INT returns (16.7 avg)... Caused 12 fumbles and recovered 5 others, advancing one 20 yards for a TD... Added 34 tackles (26 solos), 4 FFs and a pair of fumble recoveries and 42 first-downfield plays as a member of the punt and kickoff coverage units.

SENIOR: Earned BIG EAST Defensive Player of the Year honor after earning a share of the award in 2011, becoming the second player in conference history to win to claim the honor in consecutive seasons... Started all 13 games, making 136 tackles, including 12 TFLs... Notched 6 sacks and 2 INTs... Forced 6 fumbles... Associated Press All-America Third Team... Unanimous All-BIG EAST First Team selection at linebacker... Selected to ESPN.com's All-BIG EAST Team... Honored on CBSSports.com's All-BIG EAST Team... Selected as a Third Team All-American by CBSSports.com... Recognized by the Walter Camp Football Foundation as a Second Team All-American... Second team All-America by Phil Steele... Named to the AT&T ESPN All-America team... Honored with the Homer Hazel Trophy (Team MVP) at Rutgers banquet... Named a semifinalist for the Chuck Bednarik Award... Selected as a nominee for the Allstate AFCA Good Works Team... Won the Maxwell Club's Brian Westbrook Tri-State Player of the Year... Selected as a 2012 team captain by his teammates... Invited to the Senior Bowl... Finished fifth in school history with 376 career tackles. **JUNIOR:** Recorded one of the best defensive seasons in school history en route to BIG EAST Co-Defensive Player of the Year honors... 12th nationally and led the BIG EAST in tackles... 141 tackles ranked fifth in RU single-season history... Took to the role of outside linebacker naturally after switching from safety in spring practice. **SOPHOMORE:** Started all 12 games at free safety... Fourth on the squad with 77 tackles... Led team with 3 INTs and also broke up 3 passes... Forced 4 fumbles. **REDSHIRT FRESHMAN:** Saw action in all 13 games with 33 tackles and tied for team lead with 2 INTs... Also recorded 2 sacks. **FRESHMAN:** Redshirted as a true freshman.

PERSONAL: Standout safety at Elizabeth High School for coach Chet Parlavacchio... Played one year of football at Avon Old Farms following his high school career... Finished season with 5 INTs and posted 315 yards receiving... Star-Ledger Third-Team All-State in 2006 at Elizabeth... Part of an 11-1 Minutemen squad that won the New Jersey North II, Group IV State Championship in 2006... Star-Ledger All-Union First Team selection at outside linebacker after totaling 117 tackles, including 68 solo stops, and 2 fumble recoveries for TDs in 2006.

KHASEEM GREENE'S COLLEGE STATISTICS

Year	Team	GP	GS	Tackles					Interceptions					Fumbles			Misc.
				Tot	S	A	Sk	Yds	No	Yds	Lg	TD	PD	FF	FR	Yds	
2009	Rutgers	13	1	33	22	11	2.0	14	2	32	32	0	2	0	2	14	2.0
2010	Rutgers	12	12	77	45	32	0.0	0	3	27	14	0	6	4	0	4	2.5
2011	Rutgers	13	13	141	74	67	3.5	31	0	0	0	0	1	2	0	49	14.0
2012	Rutgers	13	13	136	70	66	6.0	41	2	58	33	0	7	6	3	52	12.0
Totals		51	39	387	211	176	11.5	86	7	117	33	0	16	12	5	119	30.5



67 JORDAN MILLS

Ht: 6-5
Age: 22

Wt: 316
College: Louisiana Tech

Acquired: 5th round of the 2013 draft (163rd overall)

TACKLE

COLLEGE CAREER: Mills appeared in 37 games at Louisiana Tech, starting 34 contests – 29 at right offensive tackle and 5 at left guard... In two full seasons starting at right tackle (2011-12), he combined for 199 knockdowns and 32 touchdown-resulting blocks... Also recorded 3 tackles (2 solos) during his Bulldogs career.

SENIOR: Received All-American third-team honors from The NFL Draft Report, as that scouting information service also named him WAC Offensive Lineman of the Year... Was named All-Western Athletic Conference first-team by the league's coaches... Started all 12 games at right offensive tackle, as he led a dominating front wall that allowed the fewest sacks in the conference and seventh-lowest in the major college ranks (10 for minus 55 yards)... Led the league's linemen with a career-high 118 knockdowns... His 21 touchdown-resulting blocks were the most since Willie Roaf recorded 24 in 1991... Paved the way for a rushing attack that led the WAC and finished 17th in the nation with an average of 227.17 ypg, as the Tech ball carriers scored 47 times... Aided an offensive unit that led the nation in both total yardage (6,935; 577.92 ppg) and scoring (618; 51.50 ppg) and ranked third in passing (4,209 yards; 350.75 ypg). **JUNIOR:** Named All-Western Athletic Conference first-team by The NFL Draft Report in his first season as a full-time starter... Lined up with the first unit at right tackle for all 13 games, producing 11 TD-resulting blocks and 81 knockdowns for an offense that averaged 394.62 ypg... The ground attack ran for 1,291 of its 1,901 yards over the right side of the line and posted 21 TD runs... The offensive line allowed 25 sacks, but only 1 was charged to Mills. **SOPHOMORE:** Planned to redshirt but a season-ending knee injury to a teammate forced Tech to pull the redshirt off him... Played in 5 games, started in 4 at right tackle. **FRESHMAN:** True freshman that saw action in 7 games, starting at left guard in the last 5.

PERSONAL: Lettered four years for coach Shawn Preston at Assumption High School in Louisiana... Two-time all-district selection for District 8-5A... Named honorable mention all-state as a senior... Named all-region and all-tri-parish by the Thibodaux Daily Comet... Ranked as a three-star recruit by Rivals.com and Scout.com... Ranked as the 24th best player in the state of Louisiana and the 53rd best offensive tackle in the country by Rivals.com... Ranked as the 84th best offensive tackle in the country by Scout.com... Also lettered in basketball for three years and threw the shot put on the track team for three years... Helped lead the track team to regionals as a junior... His cousin Tramon Williams played football at Louisiana Tech and now plays for the Green Bay Packers.

JORDAN MILLS' COLLEGE STATISTICS

GAMES PLAYED-STARTED - 37-34: 2009 (7-5); 2010 (5-4); 2011 (13-13); 2012 (12-12)



78 CORNELIUS WASHINGTON

Ht: 6-4

Age: 23

Wt: 265

College: Georgia

Acquired: 6th round of the 2013 draft (188th overall)

DEFENSIVE END


COLLEGE CAREER: Started 25-of-51 games for Georgia – 1 as a strong-side defensive end; 8 as a strong-side outside linebacker; 6 as a weak-side outside linebacker; 10 as a weak-side defensive end... Recorded 76 tackles (46 solos) during his career, and boasts 63 quarterback pressures, as he also recorded 10.5 sacks for minus 72 yards and 17 stops for losses of 87 yards... Also recovered a pair of fumbles and deflected 1 pass.

SENIOR: Appeared in 14 games making 10 starts and had 22 tackles, 13 quarterback pressures and a fumble recovery... Added 0.5 sack and 3 TFLs... Blocked a field goal that was returned by teammate Alec Ogletree for touchdown in 3rd quarter vs. No. 2 Alabama in SEC Championship. **JUNIOR:** Played in 12 games making 6 starts recording 17 tackles including 6.0 TFL and 5.0 sacks while also notching 29 QBPs... In SEC, ranked tied 13th with 0.42 sacks per game... Earned Athletic Director's Honor Roll distinction for fall semester. **SOPHOMORE:** Saw action in 12 games making 8 starts recording 24 tackles and 6 QBPs... Tallied 1 sack, 1 PBU, 1 FR and 3 TFLs. **REDSHIRT FRESHMAN:** Appeared in 13 games with 1 start making 13 tackles, including 4 sacks, 13 quarterback pressures and 5 TFLs. **FRESHMAN:** Redshirted as a true freshman.

PERSONAL: Burke County, coached by Eric Parker... SuperPrep All-America, All-Dixie Teams... PrepStar Top 135 Dream Team... 2007 Atlanta Journal-Constitution Super Southern 100... 2007 Georgia Football Magazine First-Team All-State... 2008 Rivals.com Rivals250, weakside defensive ends (3), Georgia Top 50 (10)... UGASports Georgia Top 50 (7)... Scout.com four-star prospect, Top 150, #136 player in America, #13 DE in the nation, #42 prospect in the South, #9 prospect in Georgia... 2008 Parade All-American "One's To Watch" list... Georgia Sports Writers Association Class AAA All-State Honorable Mention... As a senior in 2007, recorded 55 tackles including 44 solo, six sacks, 18 tackles for a loss, forced 3 fumbles and registered 7 QB pressures... Also appeared as an offensive threat, catching 4 passes for 17 yards and 2 TDs.

CORNELIUS WASHINGTON'S COLLEGE STATISTICS

Year	Team	GP	GS	Tackles					Interceptions					Fumbles			Misc.
				Tot	S	A	Sk	Yds	No	Yds	Lg	TD	PD	FF	FR	Yds	TFL
2009	Georgia	13	1	13	9	4	4.0	24	0	0	0	0	0	0	0	n/a	5.0
2010	Georgia	12	8	24	18	6	1.0	4	0	0	0	0	1	0	1	n/a	3.0
2011	Georgia	12	6	17	11	6	5.0	43	0	0	0	0	0	0	0	n/a	6.0
2012	Georgia	14	10	22	8	14	0.5	1	0	0	0	0	0	0	1	n/a	3.0
Totals		51	25	76	46	30	10.5	72	0	0	0	0	1	0	2	n/a	17.0



10 MARQUESS WILSON

Ht: 6-4
Age: 20

Wt: 184
College: Washington State

Acquired: 7th round of the 2013 draft (236th overall)

WIDE RECEIVER


COLLEGE CAREER: Appeared in 33 games, made 27 starts... Finished career first in school-history with 3,207 career receiving yards, ninth-most in Pac-12 history... Recorded the second-most receptions (189) and receiving TDs (23) in school-history... Recorded school-records for 100-yard games (14) and 150-yard games (4)... Had 5 multi-touchdown games... Two-time all-conference selection.

JUNIOR: Named one of Yahoo Sports' Breakthrough Athletes in 2012... Appeared in 9 games, made 7 starts... Caught 52 passes for 813 yards and 5 TDs... Posted three 100-yard games. **SOPHOMORE:** Earned a varsity letter after starting all 12 games... Named Second-Team All-Pac-12... Named to Yahoo! Sports All-America second team... Named honorable mention All-America by Sports Illustrated... Named First-Team All-Pac-12 by Phil Steele... Set WSU single-season records with 82 receptions and 1,388 yards and tied for second most in a season with 12 TD catches... Second wide receiver in WSU history with multiple 1,000 yard seasons (Jason Hill)... Six 100-yard games including a pair of 200-yard performances... Led the Pac-12 in receiving yards per game at 115.7... Second in conference in TDs and yards... Third in conference in receptions... Posted sophomore records for receptions and receiving yards and tied the record for receiving TDs... Named to Phil Steele's Midseason All-America fourth team and All-Pac-12 first team... Named WSU's Offensive Most Valuable Player. **FRESHMAN:** Earned a varsity letter after appearing in all 12 games, making 8 starts... Named First-Team Freshman All-American by Sporting News, CollegeFootballNews.com, Rivals.com, and Phil Steele... Earned All-Pacific-10 Conference honorable mention accolades... Second on the team with a Cougar freshman record 55 catches... Second on the team with 6 TDs, tied for the most by a Cougar freshman... Led the team with 1,006 yards, the ninth Cougar, and first freshman to post a 1,000 receiving yards in a single season... Led all freshmen nationally in receiving yards and was second among freshman nationally in receptions per game... Ranked second in Pacific-10 Conference in receiving yards per game and tied for eighth in receptions.


PERSONAL: Three-year letterwinner in football for head coach Darren Bennett... Two-year team captain... Also lettered four times in track and field and three times in basketball... Two-year captain in basketball and one-time team captain in track and field... Senior year named first-team All-East Yosemite League, Fresno Bee All-Area and Visalia Times-Delta All-County after hauling in 50 catches for 1,083 yards and 22 TDs... Also a standout defensively for the Redskins, garnering MaxPreps Division II All-State at defensive back... Led Tulare Union to the semifinals of the CIF-Central Section Division II playoffs... Three-star prospect according to Scout.com was rated No. 77 overall in the state of California and No. 96 at his position nationally... Three-star prospect according to Rivals.com... Rated No. 76 in the Contra Costa Times' Cream of the Crop (California Top 100)... Junior year named the Visalia Times-Delta All-Tulare County High School Athlete of the Year after garnering first-team all-league accolades in three different sports... Named first-team all-league in football on both offense and defense... Hauled in 37 receptions for 836 yards and a county-leading 17 TDs... Also played cornerback for the Central Section Division II Championship team... Voted the East Yosemite League's Most Valuable Player in basketball... Won league titles in track and field in the high, long and triple jumps.

MARQUESS WILSON'S COLLEGE STATISTICS

Year	Team	GP-GS	Rec	Yds	Avg	Lg	TD
2010	Washington State	12-8	55	1006	18.3	83	6
2011	Washington State	12-12	82	1388	16.9	85	12
2012	Washington State	9-7	52	813	15.6	81	5
Totals		33-27	189	3207	17.0	85	23

**32 MICHAEL FORD****Ht:** 5-10
Age: 23**Wt:** 216
College: LSU**Acquired:** Undrafted free agent in 2013**RUNNING BACK**

Played in 37 games with 5 starts... Finished career with 14 TDs (13 rushing, 1 receiving)... Had 1,392 rushing yards and 8 catches for 69 yards... Played in 13 games with no starts as a junior... Finished third on team with 392 rushing yards to go with 3 TDs... Had a 27.5 KR average on 20 returns (549 yards)... As a sophomore played in all 14 games with 3 starts... Led the team in rushing yards with 756... Produced 7 rushing TDs... Played in 10 games with two starts as a redshirt freshmen and rushed 41 times for 235 yards and 3 TDs... Named to the Parade Magazine All-America team and was a second-team All-USA selection by USA Today coming out of High School... During his senior season at Leesville High School rushed for 2,953 yards and 29 TDs en route to a first-team 4A all-state selection in 2008... Finished career with 20 straight 100-yard games, a streak that dated back to 2006... Broke Leesville rushing record as a senior with 2,447 yards... Honored for his performance by being invited to participate in the Hawaii Prep Football Classic... Recognized as one of the nation's top young backs after rushing for 1,334 yards and 18 touchdowns as a sophomore in 2006... Rated as the #17 overall player by Scout.com... A member of The Advocate Super Dozen, New Orleans Times-Picayune's Blue Chip List, Atlanta Journal-Constitution Super Southern 100 and the Mobile Press-Register Super Southeast 120... Ranked as the No. 2 recruit in the state of Louisiana by SuperPrep... The nation's No. 3 running back prospect by Scout.com... Also ranked No. 7 nationally at his position by both ESPN and Rivals.com.

**30 DEMONTRE HURST****Ht:** 5-10
Age: 22**Wt:** 193
College: Oklahoma**Acquired:** Undrafted free agent in 2013**CORNERBACK**

A three year starter at Oklahoma... Tallied 178 tackles, 10 TFLs, 2 sacks, 2 INTs, 33 PBUs, 4 FFs and 3 FRs... Started all 13 games at left cornerback as a senior... Named All-Big 12 Second Team by coaches... Ranked fourth on the team in tackles with 59... Added 1 TFL, 1 sack, 1 FR and 9 PBUs... Named Second-team All-Big 12 by the coaches after his junior campaign... Led the team with 11 PBUs... Recorded 55 tackles, 4 TFLs, 1 INT, 1 FF and 2 FRs... First year starting cornerback as a sophomore... Second on the team with 11 PBUs... Tied for team lead with 3 FFs... Added 50 tackles, 4 TFLs and 1 INT... As a freshman starred on special teams... Fourth on the team with 9 STTs... Tacked on 14 tackles 1 TFL, 1 sack and 2 PBUs... Attended Lancaster High School... PrepStar All-Midlands Region... Had 75 tackles, 3 FRs, 1 FF and 5 INTs with 1 going back for a TD in his senior season... Also had 2 kickoff returns for TDs... 2008 district MVP... Finished his junior season with 50 tackles and 1 FR.



11

JOSH
LENZHt: 6-0
Age: 22Wt: 194
College: Iowa State

Acquired: Undrafted free agent in 2013

WIDE
RECEIVER

Finished career with 96 catches for 1,213 yards and 10 TDs (tied for eighth all-time) in 47 games with 19 starts... As a senior started 8-of-10 games... Accounted for 430 yards on 29 receptions and 6 TDs... In his junior campaign started 8-of-12 games racking up 33 catches for 427 yards and 2 TDs... Recorded 170 yards on 14 catches and 2 TDs while participating in 12 games in his sophomore outing... As a freshman totaled 20 receptions for 186 yards while starting 2-of-13 games... Three-time first-team all-conference selection out of Hempstead High School... Named to The Des Moines Register Elite All-State team as a senior... Set school records with 1,378 rushing yards, 18 TDs and 372 kickoff return yards as a senior... Rushed for over 1,900 yards and had 39 receptions for 524 yards in his prep career... On defense made 229 tackles and had 9 INTs in three seasons... Named to the Class 4A All-State basketball third-team as a junior and is school's all-time leader in assists and steals... Placed third at the Iowa Boys State Track Meet in the 100 meter dash and in the 4x100 meter relay.

UNDRAFTED ROOKIE



72

A.J.
LINDEMANHt: 6-6
Age: 23Wt: 390
College: Toledo

Acquired: Undrafted free agent in 2013

OFFENSIVE LINE

Started 13-of-31 games... In his first year as a full-time starter as a senior, started all 13 games... As a junior in 2011, saw action in 13 games... Played in 5 games in a reserve role his sophomore campaign... Didn't see any time on the field as a redshirt freshman in 2009... Redshirted as a true freshman... Named all-area and all-conference as a senior... All-conference honorable mention as a junior... High school coach was Matt Murphy.

**53 P.J. LONERGAN****Ht:** 6-4
Age: 22**Wt:** 305
College: LSU**Acquired:** Undrafted free agent in 2013**CENTER**

Played in 42 games during his career, starting 38 times... Three-year starter at center for the Tigers... In 2012, became the first LSU player to start at least one game at center in four different seasons since 2004... LSU was 31-7 in games in which he's started... Holds the school record in the clean with a 374-pound lift... Played in 13 games with 12 starts at center senior year... Ranked second among all offensive linemen in snaps with 811... Recorded a total of 45.5 knockdowns... Junior year, played in 12 games with 11 starts, all at center... Saw action on 677 snaps with 65.5 knockdowns... Sophomore year started all 13 games at center, leading the Tigers in both knockdown blocks (76) and snaps (863)... Backup center for most of his redshirt freshman year... Took over the starting role during LSU's bowl practice and started against Penn State in the Capital One Bowl, playing all 49 offensive snaps in the contest... Three-year starter at powerhouse Rummel High School... Named to the Class 5A all-state and all-metro teams as a senior... Earned SuperPrep All-Southwest team honors... A member of the Rivals.com Louisiana Top 40... As a junior, captured first-team all-district honors... Considered the top blocker on an offensive line that produced five 1,000 yard rushers in both 2006 and 2007.

**76 ZACH MINTER****Ht:** 6-1
Age: 22**Wt:** 297
College: Montana State**Acquired:** Undrafted free agent in 2013**DEFENSIVE
TACKLE**

In 44 career games with 40 starts has accumulated 188 tackles, 31.5 TFLs, 17.5 sacks, 3 INTs, 12 PBU's, 4 FFs and 2 FRs... As a senior earned First Team All-Big Sky honors... Started 11-of-11 games... Recorded 28 tackles, including 8.5 TFLs... Added 3 sacks, 1 INT and 1 PBU... Unanimous All-Big Sky choice and Second Team All-America (Sports Network) as a junior... Registered 52 tackles, 10 for a loss, and 7.5 sacks... Also hurried the quarterback 8 times... Played in all 12 games, starting seven, at a variety of positions on the defensive line in his sophomore campaign... Started twice at his natural defensive tackle position, once at the nose, and four at end... Finished with 28 tackles... His 10 TFLs, 5 sacks, 9 PBU's and 5 QBHs were each second on the team... Intercepted passes in back-to-back games... Played 8 games as a true freshman... Recorded 11 tackles, including 3 for a loss with 2 sacks... Registered 60 tackles and 15 sacks for Cactus High School as a senior... All-West Valley Region selection, West Valley Defensive Player of the Year, and first team All-State... Also a point guard for the Cactus basketball squad



18

MARCUS
RUCKERHt: 6-4
Age: 23Wt: 195
College: MemphisWIDE
RECEIVER

Acquired: Undrafted free agent in 2013

Played in 44 career games, making 26 starts as a Tiger... During four-year career with the Tigers, made 126 receptions for 1,665 yards and 14 TDs... Finished career ranked fifth in receptions, sixth in receptions and tied for seventh in TDs... Started all 12 games at wide receiver for the Tigers as a senior and led the team with 47 receptions for 525 yards and 3 TDs... Averaged 11.2 yards per receptions as a senior... Junior year, played in 8 games with 2 starts... Team's fourth-leading receiver with 20 catches for 195 yards... Had 1 receiving TD... As a sophomore was one-of-six Tigers to start all 12 games... Only Tiger to register a reception in each of the 12 games... Team leader in receiving yards (704), receptions (41) and scoring by a non-kicker (48 pts)... Finished the season ranked among the Tigers' single-season leaders for receptions (24th), receiving yards (12th) and TD receptions (17th)... Played in all 12 games during his redshirt freshman campaign... Ranked second on the team in average yards-per-reception (13.4) and third in receiving yards (241) and receiving TDs (2)... Tied for fifth on the team in receptions (18)... Played for Coach Rodney Saulsberry at Whitehaven High School... Tabbed by The Memphis Commercial Appeal as a Shelby-Metro Most Wanted prospect in 2007... Invited to participate in the AutoZone Liberty Bowl High School All-Star Game... Named to the 2007 MIAA 4A-5A Best of the Preps Team by The Commercial Appeal... Rated as a three-star athlete by Rivals.com... Averaged over 15 points for the Whitehaven hoops squad... Named All-Metro Class 3-A in track as a junior.




70

BRENT
RUSSELLHt: 6-2
Age: 23Wt: 390
College: Georgia SouthernDEFENSIVE
TACKLE

Acquired: Undrafted free agent in 2013

Four-year All-American... Georgia Southern's career sacks leader with 25.0 and finished second on the all-time tackles for loss list with 54.5... First team All-Southern Conference pick by both league's coaches and media all four years as an Eagle... Appears twice on both Georgia Southern's single-season sacks and TFL lists for 2010 and 2011 seasons... Second all time with 5 blocked kicks... Starter in all 53 games played in his career totaling 230 tackles, 6 PBUs, 3 FFs and 1 FR... Started all 13 games as a senior while logging 8.5 TFLs, 4.5 sacks for 30 yards and was second among linemen for total tackles with 44... Named the All-American Strength and Conditioning Athlete of the Year by the National Strength and Conditioning Association (NSCA)... SoCon Defensive Player of the Year as a junior... Selected as a First Team All-American by the Sports Network and Phill Steele... Also named an All-American by the Associated Press, College Sporting News, Walter Camp Foundation... Named First Team All-Conference by both the Coaches and the Media Association... Started in all 13 games he played... Finished fourth on the team with 67 tackles... Led the squad with 16.5 TFLs and 6.5 sacks... Also broke up 2 passes and posted 2 QBHs... Sophomore year was a Buck Buchanan Award finalist... Racked up numerous All-America honors... First-Team All-SoCon selection by Coaches and Media Association... Totaled 18.5 TFLs and 8 sacks in 2010... As a redshirt freshman was College Sporting News Freshman of the Year and All-American for 2009... Earned first team SoCon Media Association honors and second team all-SoCon honors from the league coaches... Only freshman selected to 2009 SoCon top squad and one of only two selected overall... Registered a team-best 6 sacks... Also had in 11 TFLs... Finished the 2009 season with 48 tackles as well as 3 blocked kicks... Had 1 INT and forced a fumble... As a true freshman earned the start at defensive tackle in the season-opener against preseason #1 Georgia... Made an assisted tackle... Suffered a knee injury in the game and missed the remainder of the season... Lettered in football, track and wrestling at Madison County HS... First Team All-Region 8-AAAA honors for the two straight years... First Team All-Northeast Georgia.

**2****Ht:** 6-4
Age: 26**AUSTIN
SIGNOR****Wt:** 230
College: Eastern Illinois**Acquired:** Undrafted free agent in 2013**KICKER**

Played 2 seasons at Iowa (2006-07) and 2 seasons at Eastern Illinois (2008-09)... Completed collegiate career connecting on 47-of-54 PATs, 19-of-30 FGs and 68 TBs... Took over complete place kicking duties in his second year at EIU after serving solely as a kick off specialist in 2008... Earned first team All-OVC honors as he led the Panthers in scoring with 76 points... Was 14-of-22 on field goal attempts with a long of 48... 14 field goals made rank fifth on EIU single season list and 14 career field goals rank 10th on EIU career list... Was a perfect 34-of-34 on PAT's... Tied for 20th in the nation in field goals... Led nation in kickoffs for TB with 27... Averaged 66.8 yards per kick off... Won 2009 Mr. EIU Bodybuilding competition for his weightclass. Served as the kick off specialist for EIU after transferring to EIU just prior to fall camp... Had 60 kickoffs with 19 TBs... averaged 66.7 yards per kick... Ranked 3rd in the country in kick offs for touchback... Played two seasons at the University of Iowa in 2006 and 2007... Redshirted 2005 season with the Hawkeyes... Handled most of the kick off duties averaging 60.8 yards per kick off in 2007 with 6 touchbacks on 29 kickoffs... Also was 3-of-6 on field goal attempts in 2007 with a long of 41 yards... Converted 8-of-10 PAT's... In 2006 averaged 62.0 yards during 48 kickoff attempts with 16 touchbacks... Also connected on 2-of-2 on field goal attempts with a long of 41... 5-of-5 on PAT's... Redshirted as a true Freshman... Earned All-Conference as a junior and senior at Urbandale High School... Set school record for career PAT's and career field goals... Averaged 68 yards on kickoffs and 85 percent of kickoffs were touchbacks... Connected on 12-of-19 career field goal attempts and 90-of-93 PAT's... Career best 49-yard field goal as a senior... Lettered as a kicker and defensive end... Lettered in basketball and soccer helping soccer team place third in state tournament as a junior.

**64****CHRISTIAN
TUPOU****Ht:** 6-2
Age: 24**Wt:** 290
College: USC**Acquired:** Undrafted free agent in 2013**DEFENSIVE
TACKLE**

Had 53 career tackles, including 7 for losses (with 1.5 sacks)... Had 33 career starts in 42 games... Resumed his starting defensive tackle role as a redshirt senior in 2011... Started all 12 games while racking up 16 tackles... Made 2011 All-Pac-12 honorable mention... Won USC's 2011 Most Inspirational Player Award... Team captain... Tore ligaments in his left knee in USC's spring game as a true senior... Red-shirted while sidelined in 2010... Won USC's Courage Award and USC's Co-Lifter of the Year Award... As a junior in 2009 appeared in 13 games with 11 starts... Had 25 tackles, including 4 for losses (with 1.5 sacks), and 2 FFs... Made 2009 All-Pac-10 honorable mention and won USC Co-Defensive Lineman of the Year Award and Bob Chandler Award... In his sophomore season, started USC's last 10 games at nose tackle after serving as an often-used backup in the first 3 contests... In 13 games compiled 12 tackles, including 3 for losses of 7 yards, and a deflection... Saw brief action in 4 games as a true freshman... Won USC's John McKay Award and Service Team Defensive Player of the Year Award... His 2006 honors included Super Prep All-Farwest, Prep Star All-West, Tacoma News-Tribune Western 100, Cal-Hi Sports All-State first team and Sacramento Bee Defensive MVP as a senior defensive end and fullback at Grant High in Sacramento (Calif.)... Had 82 tackles and 5 sacks in 2006 as Grant went 13-0... As a junior in 2005, he was All-Area, All-City and All-League while tallying 85 tackles, 16 sacks and 3 fumble recoveries... Had 26 tackles and 9 sacks as a 2004 sophomore... Also played basketball at Grant.



1

TRESS
WAYHt: 6-1
Age: 23Wt: 215
College: Oklahoma

Acquired: Undrafted free agent in 2013

PUNTER

Appeared in 53 games with 250 punts for 10,988 (44.0 avg) with 36 TBs and landed 91 punts inside the 20... Had 71 +50 punts over his four-year career with a long of 85... Ranks No. 1 in OU history with a 44.0 yards-per-punt... Owns an Oklahoma career record with 71 punts over 50 yards... Named All-Big 12 Honorable Mention by coaches as a senior... Placed 22 of his 53 punts inside the opponents' 20-yard line with just 8 TBs... Ranks No. 1 in OU history with a 44.0 yards-per-punt average... Junior year, honorable mention All-Big 12 by AP and coaches... Placed 34 of his 63 punts inside the opponents' 20-yard line with just 6 TBs... Honorable mention All-American by Sports Illustrated his sophomore year... All-Big 12 second team by Phil Steele... All-Big 12 honorable mention by AP and the coaches... Rotated with kickoff chores as well... Had 9 TBs on 70 kickoffs while averaging 63.0 yards per kick... During his redshirt freshman campaign, was named Sporting News third team All-American... All-Big 12 first team by Waco Tribune Herald and second team by AP, coaches, Dallas Morning News and Fort Worth Star-Telegram... All-Big 12 freshman by ESPN.com... Led the Big 12 and ranked No. 3 nationally in punting average... Also saw some time at kicker... Punting average ranked No. 2 in OU history, No. 1 among punters with at least 40 attempts... Attended Union High School... Member of both The Oklahoman and Tulsa World all-state teams... Selected to play in the 2008 Oil Bowl... Named district special teams player of the year.



39

C.J.
WILSONHt: 5-11
Age: 23Wt: 187
College: NC State

Acquired: Undrafted free agent in 2013

CORNERBACK

Started 29-of-47 games in his four-year career... Recorded 104 tackles, 9 PBUs, 4 INTs, and tied a school record of 3 INT returns for TDs... Added 2 FFs and 2 FRs... In 9 games as a senior, tallied 9 tackles, a half TFL and 1 INT... Added 1 FF and 1 FR... In his junior campaign, accumulated 31 tackles, 1 PBU and 1 INT returned for a 59-yard TD in 13 games with 10 starts... As a sophomore, started 13-of-13 contests accounting for 43 tackles 8 PBUs and 2 INTs both returned for TDs... Started 6-of-12 games as a redshirt freshman... Totaled 21 tackles and forced 1 fumble and recovered 1... Played cornerback and running back for coach Scott Cloninger at Lincolnton High School... Helped lead his team to victory in the 2A state championship and earned MVP honors for his performance in the game... Finished his career by breaking the Lincoln County record for career total yardage (5,919 yards), career rushing yards (3,941 yards) and career scoring (468 points)... Earned the Charlotte Observer Gaston/Lincoln Defensive Player of the Year after his senior season... Named Southern Piedmont Conference Player of the Year that season... Selected to play in the Shrine Bowl.

UNDRAFTED ROOKIE



FIRST YEAR PLAYERS* (13)

No	Name	Pos	Ht	Wt	Age	Exp	College	Acq
19	Anderson, Joe	WR	6-1	196	24	1	Texas Southern	UnFA-12
4	Blanchard, Matt	QB	6-3	225	24	1	Wisconsin-Whitewater	UnFA-12
60	Boggs, Taylor	C	6-3	285	26	1	Humboldt State	WFA-13 (NYJ)
76	Brandon, Cory	T	6-7	324	25	1	Oklahoma	WFA-12 (TB)
64	Dennis, Derek	OL	6-3	315	24	1	Temple	WFA-12 (NE)
53	Franklin, Jerry	LB	6-1	245	25	1	Arkansas	PS-DAL (12)
31	Frey, Isaiah	CB	6-0	190	23	1	Nevada	D6-12
82	Golden, Brittan	WR	5-11	186	24	1	West Texas A&M	UnFA-12
16	Jackson, Jerrell	WR	6-0	192	23	1	Missouri	WFA-13 (JAX)
44	Quarles, Cyhl	S	6-3	212	24	1	Wake Forest	WFA-13 (NE)
81	Toliver, Terrence	WR	6-5	204	25	1	LSU	WFA-12 (DET)
71	Whiteside, Aston	DE	6-2	255	24	1	Abilene Christian	WFA-12 (DAL)
49	Wilson, Lawrence	LB	6-1	229	25	1	Connecticut	WFA-13 (NO)

ROOKIES (18)

No	Name	Pos	Ht	Wt	Age	Exp	College	Acq
57	Bostic, Jonathan	LB	6-1	245	22	R	Florida	D2-13
32	Ford, Michael	RB	5-10	216	23	R	LSU	UnFA-13
60	Greene, Khaseem	LB	6-1	241	24	R	Rutgers	D4-13
30	Hurst, Demontre	CB	5-10	183	22	R	Oklahoma	UnFA-13
11	Lenz, Josh	WR	6-0	194	22	R	Iowa State	UnFA-13
72	Lindeman, A.J.	OL	6-6	300	23	R	Toledo	UnFA-13
53	Lonergan, P.J.	C	6-4	305	22	R	LSU	UnFA-13
75	Long, Kyle	G	6-6	313	24	R	Oregon	D1-13
67	Mills, Jordan	T	6-5	316	22	R	Louisiana Tech	D5-13
76	Minter, Zach	DT	6-1	297	22	R	Montana State	UnFA-13
18	Rucker, Marcus	WR	6-4	185	23	R	Memphis	UnFA-13
70	Russell, Brent	DT	6-2	300	23	R	Georgia Southern	UnFA-13
2	Signor, Austin	K	6-4	230	26	R	Eastern Illinois	UnFA-13
64	Tupou, Christian	DT	6-2	290	24	R	USC	UnFA-13
78	Washington, Cornelius	DE	6-4	265	23	R	Georgia	D6-13
1	Way, Tress	P	6-1	215	23	R	Oklahoma	UnFA-13
39	Wilson, C.J.	CB	5-11	187	23	R	NC State	UnFA-13
10	Wilson, Marquess	WR	6-4	184	20	R	Washington State	D7-13

* First year designation is for players who have previously been in a professional football league in either training camp, regular season, or post-season; but were not on the active roster (or IR) for at least six games.

BEARS PRONUNCIATION GUIDE

Devin Aromashodu (uh-rome-uh-shuh-do)

Eben Britton (EBB-un)

Chris Conte (CON-tee)

Matt Forte (four-tay)

Isaiah Frey (Fry)

Robbie Gould (GOLD)

Demontre Hurst (DUH-mon-tray)

Josh Lenz (Lense)

Alshon Jeffery (AL-shon)

Steve Maneri (Muh-NAIR-ee)

Patrick Mannely (MAN-uh-lee)

Sherrick McManis (SHARE-rick mick-MAN-us)

Fendi Onobun (ON-a-bun)

Cheta Ozougwu (Cheh-ta Oh-ZOO-Gwoo)

Stephen Paea (pie-yah)

Chyl Quarles (Kyle Quarlz)

Austin Signor (SEEG-nor)

Christian Tupou (Two-poe)

Marquess Wilson (mar-keese)

Tom Zbikowski (Zi-buh-kow-ski)

COACHES

Tim Tibesar (TIB-uh-sar)

No	Name	Pos	Ht	Wt	Age	Exp	College	Acq
86	Adams, Kyle	TE	6-4	255	25	3	Purdue	UnFA-11
25	Allen, Armando	RB	5-8	190	24	2	Notre Dame	WFA-11 (TB)
50	Anderson, James	LB	6-2	235	29	8	Virginia Tech	WFA-13 (CAR)
13	Aromashodu, Devin	WR	6-2	201	29	6	Auburn	UFA-13 (MIN)
80	Bennett, Earl	WR	6-0	206	26	6	Vanderbilt	D3a-08
83	Bennett, Martellus	TE	6-6	265	26	6	Texas A&M	UFA-13 (NYG)
38	Bowman, Zackary	CB	6-1	196	28	6	Nebraska	WFA-12 (MIN)
55	Briggs, Lance	LB	6-1	244	32	11	Arizona	D3-03
62	Britton, Eben	G/T	6-6	308	25	5	Arizona	UFA-13 (JAX)
78	Brown, James	T/G	6-4	306	24	2	Troy	UnFA-12
29	Bush, Michael	RB	6-1	245	29	7	Louisville	UFA-12 (OAK)
74	Buschrod, Jermon	T	6-5	320	28	7	Towson	UFA-13 (NO)
93	Collins, Nate	DT	6-2	296	25	4	Virginia	UFA-12 (JAX)
47	Conte, Chris	S	6-2	203	24	3	California	D3-11
52	Costanzo, Blake	LB	6-1	235	29	7	Lafayette	UFA-12 (SF)
6	Cutler, Jay	QB	6-3	220	30	8	Vanderbilt	TR-09 (DEN)
88	Eldridge, Brody	TE	6-5	265	26	3	Oklahoma	WFA-12 (STL)
91	Ellis, Sedrick	DT	6-1	307	27	6	USC	UFA-13 (NO)
43	Fiammetta, Tony	FB	6-0	250	26	4	Syracuse	WFA-13 (NE)
22	Forté, Matt	RB	6-2	218	27	6	Tulane	D2-08
63	Garza, Roberto	C/G	6-2	310	34	13	Texas A&M-Kingsville	UFA-05 (ATL)
9	Gould, Robbie	K	6-0	185	31	9	Penn State	WFA-05 (BAL)
35	Hardin, Brandon	S	6-3	217	23	2	Oregon State	D3-12
24	Hayden, Kelvin	CB	6-0	195	29	9	Illinois	UFA-12 (ATL)
23	Hester, Devin	KR/PR	5-11	190	30	8	Miami (FL)	D2b-06
79	Irvin, Corvey	DT	6-2	295	28	3	Georgia	WFA-13 (TB)
17	Jeffery, Alshon	WR	6-3	216	23	2	South Carolina	D2-12
26	Jennings, Tim	CB	5-8	185	29	8	Georgia	UFA-10 (IND)
87	Maneri, Steve	TE	6-7	280	25	3	Temple	UFA-13 (KC)
65	Mannely, Patrick	LS	6-5	265	38	16	Duke	D6b-98
15	Marshall, Brandon	WR	6-4	230	29	8	Central Florida	TR-12 (MIA)
94	McBride, Turk	DE	6-2	278	28	7	Tennessee	UFA-13 (NO)
99	McClellin, Shea	DE	6-3	260	23	2	Boise State	D1-12
12	McCown, Josh	QB	6-4	213	33	11	Sam Houston State	WFA-11 (SF)
27	McManis, Sherrick	CB	6-1	193	25	4	Northwestern	TR-12 (HOU)
69	Melton, Henry	DT	6-3	295	26	5	Texas	D4a-09
85	Miller, Gabe	TE	6-3	257	25	2	Oregon State	WFA-12 (SEA)
96	Moore, Kyle	DE	6-6	263	26	5	Southern California	UFA-13 (BUF)
46	Nelson, Tom	S	5-11	200	26	3	Illinois State	WFA-13 (PHI)
84	Onobun, Fendi	TE	6-6	260	26	3	Houston	WFA-13 (BUF)
95	Ozougwu, Cheta	DE	6-2	255	24	2	Rice	WFA-12 (HOU)
92	Paea, Stephen	DT	6-1	300	25	3	Oregon State	D2-11
90	Peppers, Julius	DE	6-7	287	33	12	North Carolina	UFA-10 (CAR)
8	Podlesh, Adam	P	5-11	200	29	7	Maryland	UFA-11 (JAX)
79	Scott, Jonathan	T	6-6	318	30	7	Texas	WFA-12 (DET)
68	Slauson, Matt	G	6-5	315	27	5	Nebraska	UFA-13 (NYJ)
20	Steltz, Craig	S	6-1	210	27	6	LSU	D4-08
97	Thomas, J.T.	LB	6-1	236	24	3	West Virginia	D6-11
33	Tillman, Charles	CB	6-2	198	32	11	Louisiana-Lafayette	D2-03
59	Trahan, Patrick	LB	6-2	236	26	2	Mississippi	WFA-11 (TEN)
45	Unga, Harvey	RB	6-0	237	26	2	Brigham Young	SuppD7-10
37	Walters, Anthony	S	6-1	207	24	3	Delaware	UnFA-11
73	Webb, J'Marcus	T	6-7	333	24	4	West Texas A&M	D7-10
14	Weems, Eric	WR/KR	5-9	195	27	7	Bethune-Cookman	UFA-12 (ATL)
58	Williams, D.J.	LB	6-1	242	30	10	Miami (FL)	WFA-13 (DEN)
70	Williams, Edwin	G/C	6-3	315	26	4	Maryland	WC-10 (WAS)
98	Wootton, Corey	DE	6-6	270	25	4	Northwestern	D4-10
21	Wright, Major	S	5-11	204	24	4	Florida	D3-10
36	Zbikowski, Tom	S	5-11	200	28	6	Notre Dame	WFA-13 (IND)



HOW THEY GOT TO THE NFL

FIRST ROUND (6)

Julius Peppers (2), 2002 [CAR]
Sedrick Ellis (7), 2008 [NO]
Jay Cutler (11), 2006 [DEN]
D.J. Williams (17), 2004 [DEN]
Shea McClellin (19), 2012
Kyle Long (20), 2013

SECOND ROUND (11)

Charles Tillman (35), 2003
Eben Britton (39), 2009 [JAX]
Matt Forté (44), 2008
Alshon Jeffery (45), 2012
Jonathan Bostic (50), 2013
Stephen Paea (53), 2011
Turk McBride (54), 2007 [KC]
Devin Hester (57), 2006
Kelvin Hayden (60), 2005 [IND]
Martellus Bennett (61), 2008 [DAL]
Tim Jennings (62), 2006 [IND]

THIRD ROUND (9)

Lance Briggs (68), 2003
Earl Bennett (70), 2008
Major Wright (75), 2010
Brandon Hardin (79), 2012
Josh McCown (81), 2002 [ARZ]
Tom Zbikowski (86), 2008 [BAL]
James Anderson (88), 2006 [CAR]
Chris Conte (93), 2011
Corvey Irvin (93), 2009 [CAR]

FOURTH ROUND (11)

Roberto Garza (99), 2001 [ATL]
Michael Bush (100), 2007 [OAK]
Adam Podlesh (101), 2007 [JAX]
Henry Melton (105), 2009
Corey Wotton (109), 2010
Khaseem Greene (117), 2013
Kyle Moore (117), 2009 [TB]
Brandon Marshall (119), 2006 [DEN]
Craig Steltz (120), 2008
Jermon Bushrod (125), 2007 [NO]
Tony Fiammetta (128), 2009 [CAR]

FIFTH ROUND (6)

Gabe Miller (140), 2011 [KC]
Jonathan Scott (141), 2006 [DET]
Zack Bowman (142), 2008
Sherrick McManis (144), 2010 [HOU]
Brody Eldridge (162), 2010 [IND]
Jordan Mills (163), 2013

SIXTH ROUND (7)

Lawrence Wilson (166), 2011 [CAR]
Fendi Onobun (170), 2010 [STL]
Isaiah Frey (184), 2012
Cornelius Washington (188), 2013
Pat Mannelly (189), 1998
Matt Slauson (193), 2009 [NYJ]
J.T. Thomas (195), 2011

SEVENTH ROUND (4)

J'Marcus Webb (218), 2010
Devin Aromashodu (233), 2006 [MIA]
Marquess Wilson (236), 2013
Cheta Ozougwu (254), 2011 [HOU]

SUPPLEMENTAL DRAFT (1)

Harvey Unga (Rd. 7), 2010

UNDRAFTED F.A. (35)

Michael Ford, 2013
Demontre Hurst, 2013
Josh Lenz, 2013
A.J. Lindeman, 2013
P.J. Loneragan, 2013
Zach Minter, 2013
Marcus Rucker, 2013
Brent Russell, 2013
Austin Signor, 2013
Christian Tupou, 2013
Tress Way, 2013
C.J. Wilson, 2013
Joe Anderson, 2012
Matt Blanchard, 2012
James Brown, 2012
Derek Dennis, 2012 [MIA]
Jerry Franklin, 2012 [DEN]
Brittan Golden, 2012
Jarrell Jackson, 2012 [HOU]
Cyhl Quarles, 2012 [BAL]
Aston Whiteside, 2012 [DAL]
Kyle Adams, 2011
Armando Allen, 2011 [TB]
Taylor Boggs, 2011 [NYJ]
Cory Brandon, 2011 [TB]
Terrence Toliver, 2011 [HOU]
Anthony Walters, 2011
Nate Collins, 2010 [NYG]
Steve Maneri, 2010 [HOU]
Patrick Trahan, 2010 [TEN]
Tom Nelson, 2009 [CIN]
Edwin Williams, 2009 [WAS]
Blake Costanzo, 2007 [NYJ]
Eric Weems, 2007 [ATL]
Robbie Gould, 2005 [NE]

HOW THEY GOT TO CHICAGO

FIRST ROUND (2)

Shea McClellin (19), 2012
Kyle Long (20), 2013

SECOND ROUND (6)

Charles Tillman (35), 2003
Matt Forté (44), 2008
Alshon Jeffery (45), 2012
Jonathan Bostic (50), 2013
Stephen Paea (53), 2011
Devin Hester (57), 2006

THIRD ROUND (5)

Lance Briggs (68), 2003
Earl Bennett (70), 2008
Major Wright (75), 2010
Brandon Hardin (79), 2012
Chris Conte (93), 2011

FOURTH ROUND (4)

Henry Melton (105), 2009
Corey Wotton (109), 2010
Khaseem Greene (117), 2013
Craig Steltz (120), 2008

FIFTH ROUND (1)

Jordan Mills (163), 2013

SIXTH ROUND (4)

Isaiah Frey (184), 2012
Cornelius Washington (188), 2013
Pat Mannelly (189), 1998
J.T. Thomas (195), 2011

SEVENTH ROUND (2)

J'Marcus Webb (218), 2010
Marquess Wilson (236), 2013

SUPPLEMENTAL DRAFT (1)

Harvey Unga (Rd. 7), 2010

UNRESTRICTED F.A. (18)

Devin Aromashodu, 2013 [MIN]
Martellus Bennett, 2013 [NYG]
Eben Britton, 2013 [JAX]
Jermon Bushrod, 2013 [NO]
Sedrick Ellis, 2013 [NO]
Steve Maneri, 2013 [KC]
Turk McBride, 2013 [NO]
Kyle Moore, 2013 [BUF]
Matt Slauson, 2013 [NYJ]
Michael Bush, 2012 [OAK]
Nate Collins, 2012 [JAX]
Blake Costanzo, 2012 [SF]
Kelvin Hayden, 2012 [ATL]
Eric Weems, 2012 [ATL]
Adam Podlesh, 2011 [JAX]
Tim Jennings, 2010 [IND]

Julius Peppers, 2010 [CAR]
Roberto Garza, 2005 [ATL]

UNDRAFTED F.A. (18)

Michael Ford, 2013
Demontre Hurst, 2013
Josh Lenz, 2013
A.J. Lindeman, 2013
P.J. Loneragan, 2013
Zach Minter, 2013
Marcus Rucker, 2013
Brent Russell, 2013
Austin Signor, 2013
Christian Tupou, 2013
Tress Way, 2013
C.J. Wilson, 2013
Joe Anderson, 2012
Matt Blanchard, 2012
James Brown, 2012
Brittan Golden, 2012
Kyle Adams, 2011
Anthony Walters, 2011

WAIVED F.A. (24)

James Anderson, 2013 [CAR]
Taylor Boggs, 2013 [NYJ]
Tony Fiammetta, 2013 [NE]
Corvey Irvin, 2013 [TB]
Jerrell Jackson, 2013 [JAX]
Tom Nelson, 2013 [PHI]
Fendi Onobun, 2013 [BUF]
Cyhl Quarles, 2013 [NE]
Terrence Toliver, 2013 [DET]
D.J. Williams, 2013 [DEN]
Lawrence Wilson, 2013 [NO]
Tom Zbikowski, 2013 [IND]
Zack Bowman, 2012 [MIN]
Cory Brandon, 2012 [TB]
Derek Dennis, 2012 [NE]
Brody Eldridge, 2012 [STL]
Gabe Miller, 2012 [SEA]
Cheta Ozougwu, 2012 [HOU]
Jonathan Scott, 2012 [DET]
Aston Whiteside, 2012 [DAL]
Armando Allen, 2011 [TB]
Josh McCown, 2011 [SF]
Patrick Trahan, 2011 [TEN]
Robbie Gould, 2005 [BAL]

TRADE (3)

Brandon Marshall, 2012 [MIA]
Sherrick McManis, 2012 [HOU]
Jay Cutler, 2009 [DEN]

PRACTICE SQUAD F.A. (1)

Jerry Franklin, 2012 [DAL]

WAIVER CLAIM (1)

Edwin Williams, 2010 [WAS]



CHICAGO BEARS YEAR-IN REVIEW



CHICAGO BEARS 2012 FINAL STATISTICS

WON 10, LOST 6

09/09	INDIANAPOLIS	W	41-21	62,341
09/13	at Green Bay	L	10-23	70,543
09/23	ST. LOUIS	W	23-6	62,224
10/01	at Dallas	W	34-18	90,080
10/07	at Jacksonville	W	41-3	67,012
10/22	DETROIT	W	13-7	62,300
10/28	CAROLINA	W	23-22	62,254
11/04	at Tennessee	W	51-20	69,143
11/11	HOUSTON	L	6-13	62,410
11/19	at San Francisco	L	7-32	69,732
11/25	MINNESOTA	W	28-10	62,306
12/02	SEATTLE	L	17-23 OT	62,264
12/09	at Minnesota	L	14-21	64,134
12/16	GREEN BAY	L	13-21	62,534
12/23	at Arizona	W	28-13	62,734
12/30	at Detroit	W	26-24	64,451

Bears Opp

Total First Downs	292	286
Rushing	99	75
Passing	163	186
Penalty	30	25
3rd Down: Made/Att	80/219	78/220
3rd Down Pct.	36.5	35.5
4th Down: Made/Att	5/13	10/16
4th Down Pct.	38.5	62.5
Possession Avg.	31:33	28:27
Total Net Yards	4696	5050
Avg. Per Game	310.6	315.6
Total Plays	999	1021
Avg. Per Play	4.7	4.9
Net Yards Rushing	1970	1627
Avg. Per Game	123.1	101.7
Total Rushes	470	388
Net Yards Passing	2999	3423
Avg. Per Game	187.4	213.9
Sacked/Yards Lost	44/299	41/289
Gross Yards	3298	3712
Attempts/Completions	485/287	592/350
Completion Pct.	59.2	59.1
Had Intercepted	16	24
Punts/Average	81/42.0	89/43.6
Net Punting Avg.	81/39.4	89/38.8
Penalties/Yards	102/811	78/704
Fumbles/Ball Lost	20/8	35/20
Touchdowns	42	29
Rushing	11	6
Passing	21	19
Returns	10	4

SCORE BY PERIOD

	1	2	3	4	OT	Tot
BEARS	92	93	79	111	0	375
Opponents	48	97	54	72	6	277

SCORING TDs: Ru-Pa-Rt K-PAT FG S Pts

Gould	0	0	0	0	33/33	21/25	0	96
Marshall	11	0	11	0			0	66
Forté	6	5	1	0			0	36
Bush	5	5	0	0			0	30
Mare	0	0	0	0	7/7	6/8	0	25
Jeffery	3	0	3	0			0	18
Tillman	3	0	0	3			0	18
Bennett	2	0	2	0			0	12
Briggs	2	0	0	2			0	12
Davis	2	0	2	0			0	12
Allen	1	1	0	0			0	6
Bowman	1	0	0	1			0	6
Hester	1	0	1	0			0	6
Jennings	1	0	0	1			0	6
Spaeth	1	0	1	0			0	6
Urlacher	1	0	0	1			0	6
Wootton	1	0	0	1			0	6
Wright	1	0	0	1			0	6
Podlesh	0	0	0	0			0	2

BEARS 42 11 21 10 40/40 27/33 0 375

Opponents 29 6 19 4 26/26 23/27 2 277

2-Pt. Conversions: Podlesh, BEARS: 1/2,

Opponents: 2/2

RUSHING No Yds Avg Lg TD

Matt Forté	248	1094	4.4	46	5
Michael Bush	114	411	3.6	20	5
Jay Cutler	41	233	5.7	24	0
Armando Allen	27	124	4.6	46t	1
Kahlil Bell	29	76	2.6	18	0
Jason Campbell	7	28	4.0	13	0
Devin Hester	3	6	2.0	8	0
Brandon Marshall	1	-2	-2.0	-2	0
BEARS	470	1970	4.2	46t	11
Opponents	388	1627	4.2	80t	6

RECEIVING No Yds Avg Lg TD

Brandon Marshall	118	1508	12.8	56	11
Matt Forté	44	340	7.7	47	1
Earl Bennett	29	375	12.9	60t	2
Alshon Jeffery	24	367	15.3	55	3
Devin Hester	23	242	10.5	39	1
Kellen Davis	19	229	12.1	25	2
Michael Bush	9	83	9.2	18	0
Matt Spaeth	6	28	4.7	13t	1
Kyle Adams	4	40	10.0	17	0
Evan Rodriguez	4	21	5.3	11	0
Eric Weems	2	27	13.5	18	0
Armando Allen	2	16	8.0	15	0
Kahlil Bell	1	11	11.0	11	0
Dane Sanzenbacher	1	7	7.0	7	0
Lance Louis	1	4	4.0	4	0
BEARS	287	3298	11.5	60t	21
Opponents	350	3712	10.6	62	19

INTERCEPTIONS	No	Yds	Avg	Lg	TD
Tim Jennings	9	105	11.7	31	1
Major Wright	4	45	11.3	45t	1
Charles Tillman	3	71	23.7	36t	3
Lance Briggs	2	110	55.0	74t	2
Chris Conte	2	70	35.0	35	0
D.J. Moore	2	2	1.0	2	0
Brian Urlacher	1	46	46.0	46t	1
Kelvin Hayden	1	39	39.0	39	0
BEARS	24	488	20.3	74t	8
Opponents	16	241	15.1	56t	2

KICK RETURNS	No	Yds	Avg	Lg	TD
Devin Hester	24	621	25.9	40	0
Eric Weems	13	231	17.8	27	0
Kyle Adams	3	38	12.7	15	0
Armando Allen	2	10	5.0	7	0
Earl Bennett	2	24	12.0	18	0
Corey Wootton	2	0	0.0	0	0
Craig Steltz	1	5	5.0	5	0
BEARS	47	929	19.8	40	0
Opponents	37	767	20.7	38	0

Sacks: Peppers 11.5, Idonije 7.5, Wootton 7.0, Melton 6.0, McClellin 2.5, Paea 2.5, Briggs 1.5, Roach 1.5, Okoye 1.0.

BEARS: 41.0, Opponents: 44.0

Fumbles/Lost: Cutler 8/4, Campbell 2/0, Forte 2/1, Marshall 2/0, Bell 1/1, Bowman 1/0, Bush 1/1, Davis 1/1, Hester 1/0, Moore 1/1, Weems 1/0.

PUNTING	No	Yds	Avg	Net	TB	In20	Lg	B
Adam Podlesh	81	3399	42.0	39.4	6	34	64	0
BEARS	81	3399	42.0	39.4	6	34	64	0
Opponents	89	3883	43.6	38.8	5	33	65	1

PUNT RETURNS	Ret	FC	Yds	Avg	Lg	TD
Devin Hester	40	6	331	8.3	44	0
Earl Bennett	1	1	2	2.0	2	0
Zachary Bowman	1	0	0	0.0	0	0
D.J. Moore	1	0	0	0.0	0	0
Eric Weems	1	1	0	0.0	0	0
BEARS	44	8	333	7.6	44	0
Opponents	25	25	84	3.4	17	0

FIELD GOALS	1-19	20-29	30-39	40-49	50+
Robbie Gould	0/0	7/7	5/7	7/9	2/2
Olindo Mare	0/0	2/3	3/3	1/2	0/0
BEARS	0/0	9/10	8/10	8/11	2/2
Opponents	0/0	2/2	11/13	8/10	2/2
Gould: (35G,26G)(45G)(54G,22G,37G)(43G,21G)(32G,31G) (39G,47B,21G)(33N,41G)(40G,25G,22G)(51G,24G,48N)() (47G,39B,46G)(46G)() () ()					
Mare: () () () () () () () () () (34G,34G)(20B) (33G,43N,40G,28G,20G)					
Opponents: (37N)(48G,35G,54G)(56G,46G)(39G)(31G)() (34G,31G,22G,43G,45G)(39G)(20G,42G)(32G,37G,32G) (40G,30B)(31G)() (43N,42N)(49G,35G)(44G)					

PASSING	Att	Cmp	Yds	Cmp%	Yd/Att	TD	TD%	Int	Int%	Lg	Sack/Lost	Rating
Jay Cutler	434	255	3033	58.8	6.99	19	4.4	14	3.2	60t	38/250	81.3
Jason Campbell	51	32	265	62.7	5.20	2	3.9	2	3.9	45	6/49	72.8
BEARS	485	287	3298	59.2	6.80	21	4.3	16	3.3	60t	44/299	80.4
Opponents	592	350	3712	59.1	6.27	19	3.2	24	4.1	62	41/289	71.3

GOULD STANDARD

Bears K **Robbie Gould** connected on 21 of 25 field goal attempts (84.0 percent) during the 2012 season. Gould is the fourth-most accurate kicker in NFL history, connecting on 208 of 243 career field goal attempts (85.6 percent). The NFL recognizes career field goal accuracy based on 100 field goals made.

CAREER FIELD GOAL ACCURACY (Minimum 100 FG Made)

Player	Team(s)	FGM/A	Pct.	Lg
1. Mike Vanderjagt	IND-DAL	230/266	86.5	54
2. Nate Kaeding	SD	181/210	86.2	57
3. Rob Bironas*	TEN	214/250	85.6	60
4. Robbie Gould*	CHI	208/243	85.6	57
5. Shayne Graham*	BUF-CAR-CIN-NYG-NE-MIA-BAL	245/287	85.4	53

* Active



CHICAGO BEARS 2012 FINAL STATISTICS

Defense	TT	ST	AT	TFL	QBP	S	- YL	INT	- YR	PBU	FF	FR	- YR
Lance Briggs	128	77	51	9	6	1.5	- 8	2	- 110	10	2	-	
Charles Tillman	93	68	25	1	-	-	-	3	- 71	15	10	2	- 0
Major Wright	92	65	27	4	3	-	-	4	- 45	3	1	2	- 0
Brian Urlacher	88	56	32	7	4	-	-	1	- 46	7	2	2	- 4
Chris Conte	86	56	30	1	2	-	-	2	- 70	5	-	1	- 0
Nick Roach	84	37	47	5	5	1.5	- 11	-	-	1	1	1	- 0
Tim Jennings	68	53	15	1	1	-	-	9	- 105	16	-	-	
Kelvin Hayden	40	25	14	-	-	-	-	1	- 39	3	-	3	- 15
Israel Idonije	40	23	17	4	11	7.5	- 68	-	-	-	1	-	
Henry Melton	33	27	6	5	24	6.0	- 49	-	-	-	2	-	
Stephen Paea	30	16	14	2.5	8	2.5	- 14.5	-	-	-	-	-	
D.J. Moore	29	26	3	1	2	-	-	2	- 2	6	-	-	
Julius Peppers	26	19	7	4	21	11.5	- 73.5	-	-	-	1	4	- 6
Geno Hayes	24	13	11	0.5	-	-	-	-	-	1	-	-	
Corey Wootton	18	15	3	1	12	7.0	- 40.5	-	-	-	2	-	
Nate Collins	13	7	6	1	3	-	-	-	-	-	-	-	
Craig Steltz	12	7	5	-	-	-	-	-	-	-	1	-	
Amobi Okoye	11	8	3	1	2	1.0	- 13	-	-	-	1	-	
Blake Costanzo	8	5	3	1	-	-	-	-	-	-	-	-	
Matt Toeaina	6	4	2	-	2	-	-	-	-	-	-	-	
Shea McClellin	7	3	4	2	14	2.5	- 11.5	-	-	-	-	-	
Cheta Ozougwu	3	2	1	1	-	-	-	-	-	-	-	-	
Zack Bowman	2	2	0	-	-	-	-	-	-	2	-	1	- 1
Anthony Walters	7	5	2	2	-	-	-	-	-	-	-	-	
Team Totals	948	620	328	54	120	41.0	- 289	24	- 488	69	24	16	- 26

KEY: TT=Total Tackles; ST=Solo Tackles; AT=Assisted Tackles; TFL=Tackles for Loss; QBP=QB Pressures; S-YL=Sacks-Yards Lost; INT-YR=Interceptions-Yards Returned; PBU=Pass Break-Ups; FF=Forced Fumbles; FR-YR=Fumbles Recovered-Yards Returned.

Special Teams	TT	ST	AT	BK	FF	FR
Weems	12	9	3	-	-	1
Bowman	11	6	5	-	-	1
Costanzo	11	5	6	-	-	-
Walters	10	8	2	-	-	1
McManis	10	7	3	1	-	-
Steltz	7	6	1	-	-	-
Allen	7	3	4	-	-	-
Thomas	6	3	3	-	1	-
Hayes	5	2	3	-	-	-
Anderson	3	3	0	-	1	-
Hayden	3	2	1	-	-	1
Mannely	2	2	0	-	-	-
Moore	2	2	0	-	-	-
Franklin	2	1	1	-	-	-
Roach	1	1	0	-	-	-
Podlesh	1	1	0	-	-	-
Trahan	1	1	0	-	-	-
Conte	1	1	0	-	-	-
Adams	1	1	0	-	-	-
Okoye	1	1	0	-	1	-
Rodriguez	1	1	0	-	-	-
Peppers	0	0	0	1	-	-
Team Totals	98	66	32	2	3	4

KEY: TT=Total Tackles; ST=Solo Tackles; AT=Assisted Tackles; BK=Blocked Kicks; FF=Forced Fumbles; FR=Fumble Recoveries

QUARTERBACKS SACKS (41)

Peppers (11.5): 2 at GB; 0.5 vs. STL; vs. DET; 1.5 vs. CAR; vs. HOU; vs. SEA; 1.5 vs. GB; 3 at ARZ
Idonije (7.5): 2.5 vs. STL; vs. DET; 0.5 at TEN; 0.5 at SF; vs. MIN; at ARZ; at DET
Wootton (7.0): vs. IND; 0.5 at GB; 1.5 at JAX; 0.5 vs. CAR; vs. MIN
Melton (6.0): 2 vs. IND; at GB; at DAL; 0.5 at JAX; 0.5 vs. CAR; vs. MIN
McClellin (2.5): 1.5 at GB; 0.5 vs. STL; 0.5 vs. DET
Paea (2.5): 0.5 vs. STL; 0.5 vs. DET; 0.5 at TEN; vs. SEA
Briggs (1.5): at JAX; 0.5 at SF
Roach (1.5): vs. STL; 0.5 at SF
Okoye (1.0): vs. STL

OPPONENT FUMBLE RECOVERIES (20)

Hayden (4): vs. IND (ST); 2 at TEN; vs. SEA
Peppers (4): vs. IND; at JAX; vs. DET; at DET
Urlacher (2): vs. DET; at TEN
Tillman (2): at GB; vs. MIN
Bowman (2): vs. DET (ST); at ARZ (TD)
Wright (2): vs. MIN; at DET
Conte (1): at TEN
Roach (1): vs. GB
Walters (1): vs. GB (ST)
Weems (1): at DET (ST)

INTERCEPTIONS (24)

Jennings (9): 2 vs. IND; at GB; vs. STL; 2 vs. CAR (TD); 2 vs. HOU; at DET
Wright (4): vs. STL (TD); 2 at DAL; at MIN
Tillman (3): at DAL (TD); at JAX (TD); at ARZ (TD)
Briggs (2): at DAL (TD); at JAX (TD)
Moore (2): at DAL; vs. DET
Conte (2): vs. IND; vs. MIN
Urlacher (1): at TEN (TD)
Hayden (1): at ARZ

DEFENSIVE/SPECIAL TEAMS SCORES (10)

Tillman (3): 25-yd INT return at DAL; 36-yd INT return at JAX; 10-yd INT return at ARZ
Briggs (2): 74-yd INT return at DAL; 36-yd INT return at JAX
Bowman (1): 1-yd fumble return at ARZ
Jennings (1): 25-yd INT return vs. CAR
Urlacher (1): 46-yd INT return at TEN
Wootton (1): 5-yd block punt return at TEN
Wright (1): 4-yd INT return vs. STL

2012 FINAL STATISTICS

YEAR-IN-REVIEW

Regular Season	IND	@GB	STL	@DAL	@JAX	DET	CAR	@TEN	HOU	@SF	MIN	SEA	@MIN	GB	@ARZ	@DET
GP-GS-DNP-INA	9/9	9/13	9/23	10/1	10/7	10/22	10/28	11/4	11/11	11/19	11/25	12/2	12/9	12/16	12/23	12/30
86 Adams, K.	15-2-0-1	sub	x	sub	3TE	sub	sub	FB	sub	sub	sub	sub	sub	sub	sub	sub
25 Allen, A.	15-0-0-1	sub	sub	sub	sub	sub	sub	sub	sub	sub	sub	sub	sub	sub	sub	x
19 Anderson, J.	3-0-0-0	ps	ps	ps	ps	ps	ps	ps	ps	ps	ps	ps	ps	sub	sub	sub
32 Bell, K.	4-0-0-1	nwt	nwt	sub	sub	x	nwt	nwt	nwt	nwt	nwt	nwt	nwt	nwt	sub	sub
80 Bennett, E.	12-4-0-4	sub	sub	sub	x	x	sub	sub	3WR	sub	WR	WR	WR	x	x	sub
38 Bowman, Z.	11-0-0-0	nwt	nwt	nwt	nwt	nwt	sub	sub	sub	sub	sub	sub	sub	sub	sub	sub
76 Brandon, C.	0-0-1-1	ps	ps	ps	ps	ps	ps	ps	ps	ps	ps	ps	ps	ps	dnp	x
78 Brown, J.	5-3-0-1	ps	ps	ps	ps	ps	ps	ps	ps	ps	x	sub	sub	LG	LG	LG
55 Briggs, L.	16-16-0-0	WLB	WLB	WLB	WLB	WLB	WLB	WLB	WLB	WLB	WLB	WLB	WLB	WLB	WLB	WLB
29 Bush, M.	13-1-1-0	sub	sub	RB	sub	sub	sub	sub	sub	sub	sub	sub	sub	dnp	IR 12/18	
2 Campbell, J.	6-1-10-0	dnp	dnp	dnp	dnp	sub	sub	dnp	sub	sub	QB	dnp	dnp	sub	dnp	dnp
72 Carimi, G.	16-14-0-0	RT	RT	RT	RT	RT	RT	RT	RT	RT	RT	RG	RG	RG	RT	sub
93 Collins, N.	9-0-0-6	sub	x	x	x	x	x	sub	sub	sub	sub	sub	sub	sub	sub	x
47 Conte, C.	15-15-0-1	FS	FS	FS	FS	FS	FS	FS	FS	FS	FS	FS	FS	FS	FS	x
52 Costanzo, B.	14-1-0-2	sub	sub	sub	sub	sub	sub	sub	sub	sub	sub	sub	sub	sub	SLB	x
6 Cutler, J.	15-15-0-1	QB	QB	QB	QB	QB	QB	QB	QB	x	QB	QB	QB	QB	QB	QB
87 Davis, K.	16-15-0-0	TE	TE	TE	TE	TE	TE	TE	TE	TE	TE	TE	TE	TE	TE	TE
57 DeCicco, D.	4-0-0-0	nwt	nwt	nwt	nwt	nwt	nwt	nwt	nwt	nwt	nwt	nwt	nwt	sub	sub	sub
88 Eldridge, B.	0-0-0-4	nwt	nwt	nwt	nwt	nwt	x	x	x	Released 11/13				RB	RB	RB
22 Forte, M.	15-15-0-1	RB	RB	x	RB	RB	RB	RB	RB	RB	RB	RB	RB	RB	RB	RB
59 Franklin, J.	3-0-0-0	nwt	nwt	nwt	nwt	nwt	nwt	nwt	nwt	nwt	nwt	nwt	nwt	nwt	sub	sub
63 Garza, R.	16-16-0-0	C	C	C	C	C	C	C	C	C	C	C	C	C	C	C
9 Gould, R.	13-0-0-0	sub	sub	sub	sub	sub	sub	sub	sub	sub	sub	sub	sub	sub	Placed on IR 12/11	
64 Gurode, A.	0-0-2-0	nwt	nwt	nwt	nwt	nwt	nwt	nwt	nwt	nwt	nwt	nwt	dnp	dnp	Released 12/11	
24 Hayden, K.	16-2-0-0	sub	sub	sub	sub	sub	sub	sub	sub	sub	sub	sub	sub	LCB	LCB	sub
58 Hayes, G.	15-3-0-1	sub	sub	sub	sub	sub	sub	sub	sub	sub	sub	sub	sub	SLB	x	SLB
23 Hester, D.	15-5-0-1	WR	WR	sub	sub	sub	WR	sub	WR	WR	sub	sub	x	sub	sub	sub
71 Idonije, I.	16-11-0-0	LE	LE	LE	LE	LE	LE	LE	LE	sub	sub	sub	sub	sub	DT	DT
17 Jeffery, A.	10-6-0-6	sub	sub	WR	sub	WR	x	x	x	sub	x	x	WR	WR	WR	WR
26 Jennings, T.	14-14-0-2	LCB	LCB	LCB	LCB	LCB	LCB	LCB	LCB	LCB	LCB	LCB	x	x	LCB	LCB
46 Jones, J.	0-0-0-2	x	x	Released 9/15				RG	RG	RG	RG	RG	RG	RG	Placed on IR 11/27	
60 Louis, L.	11-11-0-0	RG	RG	RG	RG	RG	RG	RG	RG	RG	RG	RG	RG	sub	sub	sub
65 Mannelly, P.	16-0-0-0	sub	sub	sub	sub	sub	sub	sub	sub	sub	sub	sub	sub	sub	sub	sub
10 Mare, O.	3-0-0-0	nwt	nwt	nwt	nwt	nwt	nwt	nwt	nwt	nwt	nwt	nwt	nwt	nwt	nwt	nwt
15 Marshall, B.	16-16-0-0	WR	WR	WR	WR	WR	WR	WR	WR	WR	WR	WR	WR	WR	WR	WR
99 McClellin, Shea	14-0-0-2	sub	sub	sub	sub	sub	sub	sub	sub	x	sub	sub	sub	x	sub	sub
12 McCown, J.	0-0-1-6	nwt	nwt	nwt	nwt	nwt	nwt	nwt	nwt	nwt	dnp	x	x	x	x	x
27 McManis, S.	12-0-0-1	sub	sub	sub	sub	sub	x	sub	sub	sub	sub	sub	sub	Placed on IR 12/11		
69 Melton, H.	14-14-0-2	DT	DT	DT	DT	DT	DT	DT	DT	DT	DT	DT	DT	x	x	DT
30 Moore, D.	13-2-1-2	sub	sub	NB	sub	NB	sub	sub	sub	dnp	x	sub	x	sub	sub	sub
43 Nolan, T.	1-0-0-0	nwt	nwt	nwt	nwt	nwt	nwt	nwt	nwt	nwt	nwt	nwt	nwt	nwt	nwt	nwt
91 Okoye, A.	9-0-0-5	x	sub	sub	sub	sub	sub	x	x	x	sub	x	nwt	nwt	sub	sub
95 Ozuogwu, C.	2-0-1-12	x	dnp	x	x	x	x	x	x	x	x	x	sub	sub	Released 12/28	
92 Paea, S.	15-14-0-1	sub	NT	NT	NT	NT	NT	NT	NT	NT	NT	NT	x	NT	NT	NT
90 Peppers, J.	16-16-0-0	RE	RE	RE	RE	RE	RE	RE	RE	RE	RE	RE	RE	RE	RE	RE
8 Podlesh, A.	16-0-0-0	sub	sub	sub	sub	sub	sub	sub	sub	sub	sub	sub	sub	sub	sub	sub
1 Quigley, R.	0-0-0-1	x	Released 9/10				sub	sub	sub	sub	sub	sub	sub	sub	sub	sub
62 Rachal, C.	9-8-1-0	dnp	sub	LG	LG	LG	LG	LG	LG	LG	Placed on Reserve/NFI 11/22				MLB	MLB
53 Roach, N.	16-14-0-0	SLB	SLB	sub	SLB	sub	SLB	SLB	SLB	SLB	SLB	SLB	MLB	MLB	MLB	MLB
48 Rodriguez, E.	12-5-2-2	FB	sub	sub	x	x	dnp	dnp	sub	sub	TE	TE	sub	sub	FB	FB
18 Sanzenbacher	5-0-0-10	x	x	x	sub	sub	sub	x	x	x	x	sub	x	sub	Released 12/23	
79 Scott, J.	12-7-0-3	nwt	x	x	sub	sub	sub	sub	TE	RT	RT	RT	RT	RT	x	RT
89 Spaeth, M.	16-8-0-0	sub	TE	TE	TE	TE	TE	TE	sub	sub	sub	sub	TE	sub	sub	TE
67 Spencer, C.	12-5-2-2	LG	LG	sub	sub	sub	sub	dnp	sub	dnp	sub	LG	x	x	sub	RG
20 Steltz, C.	13-0-0-0	sub	sub	sub	sub	sub	sub	sub	sub	sub	sub	sub	sub	Placed on IR 12/11		
97 Thomas, J.	16-0-0-0	sub	sub	sub	sub	sub	sub	sub	sub	sub	sub	sub	sub	sub	sub	sub
33 Tillman, C.	15-15-0-0	RCB	RCB	RCB	RCB	RCB	RCB	RCB	RCB	RCB	RCB	RCB	RCB	RCB	RCB	RCB
75 Toeaina, M.	3-2-1-10	NT	x	x	x	sub	x	x	x	x	x	x	NT	dnp	IR 12/17	
59 Trahan, Patrick	1-0-0-0	ps	ps	ps	ps	ps	ps	ps	ps	ps	ps	ps	Released 12/4			
45 Unga, H.	0-0-1-0	ps	ps	ps	ps	x	x	x	x	x	x	ps	ps	ps	ps	dnp
54 Urlicher, B.	12-12-0-4	MLB	MLB	MLB	MLB	MLB	MLB	MLB	MLB	MLB	MLB	MLB	x	x	x	x
37 Walters, A.	16-1-0-0	sub	sub	sub	sub	sub	sub	sub	sub	sub	sub	sub	sub	sub	sub	FS
73 Webb, J.	16-16-0-0	LT	LT	LT	LT	LT	LT	LT	LT	LT	LT	LT	LT	LT	LT	LT
14 Weems, E.	15-1-0-0	sub	sub	sub	sub	sub	sub	sub	sub	sub	sub	sub	3WR	sub	sub	sub
74 Williams, Chris	3-0-0-2	sub	sub	sub	x	x	Released 10/16				SS	SS	SS	SS	SS	SS
70 Williams, E.	6-2-0-10	x	x	x	x	x	x	x	x	x	sub	LG	LG	sub	sub	sub
98 Wootton, C.	16-7-0-0	sub	sub	sub	sub	sub	sub	sub	sub	sub	LE	LE	LE	LE	LE	LE
21 Wright, M.	16-16-0-0	SS	SS	SS	SS	SS	SS	SS	SS	SS	SS	SS	SS	SS	SS	SS

-KEY

CAPS=Starter; sub=Reserve; x=Inactive; dnp=did not play; 3QB=Third Quarterback; ps=Practice Squad; nwt=Not With Team



CHICAGO BEARS 2012 STARTING LINEUPS

OFFENSE

		WR	LT	LG	C	RG	RT
9/9	vs IND	Marshall	Webb	Spencer	Garza	Louis	Carimi
9/13	@ GB	Marshall	Webb	Spencer	Garza	Louis	Carimi
9/23	vs STL	Marshall	Webb	Rachal	Garza	Louis	Carimi
10/1	@ DAL	Marshall	Webb	Rachal	Garza	Louis	Carimi
10/7	@ JAX	Marshall	Webb	Rachal	Garza	Louis	Carimi
10/22	vs DET	Marshall	Webb	Rachal	Garza	Louis	Carimi
10/28	vs CAR	Marshall	Webb	Rachal	Garza	Louis	Carimi
11/4	@ TEN	Marshall	Webb	Rachal	Garza	Louis	Carimi
11/11	vs HOU	Marshall	Webb	Rachal	Garza	Louis	Carimi
11/19	@ SF	Marshall	Webb	Rachal	Garza	Louis	Carimi
11/25	vs MIN	Marshall	Webb	Spencer	Garza	Louis	Scott
12/2	vs SEA	Marshall	Webb	E.Williams	Garza	Carimi	Scott
12/9	@ MIN	Marshall	Webb	E.Williams	Garza	Carimi	Scott
12/16	vs GB	Marshall	Webb	Brown	Garza	Carimi	Scott
12/23	@ ARZ	Marshall	Webb	Brown	Garza	Spencer	Carimi
12/30	@ DET	Marshall	Webb	Brown	Garza	Spencer	Scott

		TE	WR	QB	RB	FB	K
9/9	vs IND	Davis	Hester	Cutler	Forte	Rodriguez (FB)	Gould
9/13	@ GB	Davis	Hester	Cutler	Forte	Spaeth (TE)	Gould
9/23	vs STL	Davis	Jeffery	Cutler	Bush	Spaeth (TE)	Gould
10/1	@ DAL	Davis	Adams (3TE)	Cutler	Forte	Spaeth (TE)	Gould
10/7	@ JAX	Davis	Jeffery	Cutler	Forte	Spaeth (TE)	Gould
10/22	vs DET	Davis	Hester	Cutler	Forte	Spaeth (TE)	Gould
10/28	vs CAR	Davis	Spaeth (TE)	Cutler	Forte	Adams (FB)	Gould
11/4	@ TEN	Davis	Hester	Cutler	Forte	Bennett (3WR)	Gould
11/11	vs HOU	Davis	Hester	Cutler	Forte	Scott (TE)	Gould
11/19	@ SF	Rodriguez	Bennett	Campbell	Forte	Scott (T)	Gould
11/25	vs MIN	Davis	Bennett	Cutler	Forte	Rodriguez (TE)	Gould
12/2	vs SEA	Davis	Bennett	Cutler	Forte	Spaeth (TE)	Gould
12/9	@ MIN	Davis	Jeffery	Cutler	Forte	Weems (3WR)	Gould
12/16	vs GB	Davis	Jeffery	Cutler	Forte	Rodriguez (FB)	Mare
12/23	@ ARZ	Davis	Jeffery	Cutler	Forte	Rodriguez (FB)	Mare
12/30	@ DET	Davis	Jeffery	Cutler	Forte	Spaeth (TE)	Mare

DEFENSE

		LE	DT	NT	RE	WLB	MLB
9/9	vs IND	Idonije	Melton	Toeaina	Peppers	Briggs	Urlacher
9/13	@ GB	Idonije	Melton	Paea	Peppers	Briggs	Urlacher
9/23	vs STL	Idonije	Melton	Paea	Peppers	Briggs	Urlacher
10/1	@ DAL	Idonije	Melton	Paea	Peppers	Briggs	Urlacher
10/7	@ JAX	Idonije	Melton	Paea	Peppers	Briggs	Urlacher
10/22	vs DET	Idonije	Melton	Paea	Peppers	Briggs	Urlacher
10/28	vs CAR	Idonije	Melton	Paea	Peppers	Briggs	Urlacher
11/4	@ TEN	Idonije	Melton	Paea	Peppers	Briggs	Urlacher
11/11	vs HOU	Idonije	Melton	Paea	Peppers	Briggs	Urlacher
11/19	@ SF	Wootton	Melton	Paea	Peppers	Briggs	Urlacher
11/25	vs MIN	Wootton	Melton	Paea	Peppers	Briggs	Urlacher
12/2	vs SEA	Wootton	Melton	Paea	Peppers	Briggs	Urlacher
12/9	@ MIN	Wootton	Melton	Toeaina	Peppers	Briggs	Roach
12/16	vs GB	Wootton	Idonije	Paea	Peppers	Briggs	Roach
12/23	@ ARZ	Wootton	Idonije	Paea	Peppers	Briggs	Roach
12/30	@ DET	Wootton	Melton	Paea	Peppers	Briggs	Roach

		SLB	LCB	RCB	SS	FS	P
9/9	vs IND	Roach	Jennings	Tillman	Wright	Conte	Podlesh
9/13	@ GB	Roach	Jennings	Tillman	Wright	Conte	Podlesh
9/23	vs STL	Moore (3CB)	Jennings	Tillman	Wright	Conte	Podlesh
10/1	@ DAL	Roach	Jennings	Tillman	Wright	Conte	Podlesh
10/7	@ JAX	Moore (3CB)	Jennings	Tillman	Wright	Conte	Podlesh
10/22	vs DET	Roach	Jennings	Tillman	Wright	Conte	Podlesh
10/28	vs CAR	Roach	Jennings	Tillman	Wright	Conte	Podlesh
11/4	@ TEN	Roach	Jennings	Tillman	Wright	Conte	Podlesh
11/11	vs HOU	Roach	Jennings	Tillman	Wright	Conte	Podlesh
11/19	@ SF	Roach	Jennings	Tillman	Wright	Conte	Podlesh
11/25	vs MIN	Roach	Jennings	Tillman	Wright	Conte	Podlesh
12/2	vs SEA	Roach	Jennings	Tillman	Wright	Conte	Podlesh
12/9	@ MIN	Hayes	Hayden	Tillman	Wright	Conte	Podlesh
12/16	vs GB	Costanzo	Hayden	Tillman	Wright	Conte	Podlesh
12/23	@ ARZ	Hayes	Jennings	Tillman	Wright	Conte	Podlesh
12/30	@ DET	Hayes	Jennings	Tillman	Wright	Walters	Podlesh

WON 2, LOST 2

08/09	DENVER	L	3-31	60,442
08/18	WASHINGTON	W	33-31	60,440
08/24	at New York Giants	W	20-17	76,077
08/30	at Cleveland	W	28-20	54,297

	Bears	Opp
Total First Downs	64	83
Rushing	17	27
Passing	39	44
Penalty	8	12
3rd Down: Made/Att	23/63	19/52
3rd Down Pct.	36.5	36.5
4th Down: Made/Att	1/2	0/2
4th Down Pct.	50.0	0.0
Possession Avg.	30:50	29:10
Total Net Yards	1146	1326
Avg. Per Game	286.5	331.5
Total Plays	255	245
Avg. Per Play	4.5	5.4
Net Yards Rushing	392	540
Avg. Per Game	98.0	135.0
Total Rushes	109	117
Net Yards Passing	754	786
Avg. Per Game	188.5	196.5
Sacked/Yards Lost	11/58	9/62
Gross Yards	812	848
Attempts/Completions	135/79	119/73
Completion Pct.	58.5	61.3
Had Intercepted	2	4
Punts/Average	24/40.9	22/39.7
Net Punting Avg.	34.0	36.0
Penalties/Yards	29/288	26/241
Fumbles/Ball Lost	4/3	5/3
Touchdowns	9	12
Rushing	2	4
Passing	4	7
Returns	3	1

SCORE BY PERIOD	1	2	3	4	OT	Tot
BEARS	28	13	30	13	0	84
Opponents	6	38	17	38	0	99

SCORING	TDs:	Ru-Pa-Rt K	PAT	FG	2Pt	Pts		
R. Gould	0	0	0	0	9/9	7/8	0	30
M. Bush	2	2	0	0		0	12	
D. Sanzenbacher	1	0	1	0		0	6	
A. Allen	1	0	1	0		0	6	
G. McCoy	1	0	0	1		0	6	
B. Golden	1	0	0	1		0	6	
J. Anderson	1	0	1	0		0	6	
B. Marshall	1	0	1	0		0	6	
L. Booker	1	0	0	1		0	6	
BEARS	9	2	4	3	9/9	7/8	0	84
Opps.	12	4	7	1	12/12	5/7	0	99

2-Pt. Conversions: BEARS: 0/0, Opponents: 0/0
 SACKS: C. Ozuogwu 3.0, I. Idonije 2.5, S. McClellin 1.0, X. Adibi 1.0, N. Collins 1.0, M. Toveina 0.5. **TEAM 9.0, OPPONENTS 11.0**

FIELD GOALS	1-19	20-29	30-39	40-49	50+
Gould	0/0	2/3	0/1	3/3	1/3
BEARS	0/0	2/3	0/1	3/3	1/3
Opponents	0/0	1/1	1/1	1/1	0/1

Gould: (47G)(45G,28G,19G,57G)(30G,48G)(35N)
 Opponents: (28G,57N)(28G,54N)(32G)(39G,42G)

PASSING	Att	Cmp	Yds	Cmp%	Yd/Att	TD	TD%	Int	Int%	Lg	Sack/Lost	Rating
J. Campbell	39	25	255	64.1	6.5	1	2.6	0	0.0	34	4/14	91.3
J. McCown	46	29	245	63.0	5.3	2	4.3	1	2.2	30t	4/27	82.3
J. Cutler	34	16	218	47.1	6.4	1	2.9	0	0.0	41	0/0	77.8
M. Blanchard	16	9	94	56.3	5.9	0	0.0	1	6.3	28	3/17	47.4
BEARS	135	79	812	58.5	6.0	4	3.0	2	1.5	41	11/58	79.6
Opponents	119	73	848	61.3	7.1	7	5.9	4	3.4	49t	9/62	88.5

RUSHING	No	Yds	Avg	Lg	TD
L. Booker	25	108	4.3	17	0
A. Allen	26	97	3.7	49	0
M. Forté	14	55	3.9	24	0
K. Bell	16	47	2.9	10	0
M. Bush	9	25	2.8	8t	2
J. McCown	12	19	1.6	9	0
D. Hester	1	19	19.0	19	0
J. Cutler	4	13	3.3	5	0
J. Campbell	1	6	6.0	6	0
M. Blanchard	1	3	3.0	3	0
BEARS	109	392	3.6	49	2
Opponents	117	540	4.6	64	4

RECEIVING	No	Yds	Avg	Lg	TD
B. Marshall	8	116	14.5	41	1
A. Jeffery	8	106	13.3	34	0
A. Allen	10	82	8.2	18	1
C. Summers	3	62	20.7	28	0
E. Weems	3	50	16.7	33	0
D. Sanzenbacher	4	49	12.3	30t	1
E. Rodriguez	3	49	16.3	19	0
J. Anderson	7	48	6.9	12t	1
L. Booker	8	46	5.8	14	0
D. Hester	4	46	11.5	19	0
K. Adams	4	43	10.8	15	0
E. Bennett	2	31	15.5	19	0
B. Golden	3	20	6.7	9	0
R. Davis	2	17	8.5	14	0
T. Clutts	3	14	4.7	6	0
B. Venson	2	13	6.5	8	0
T. Crump	2	10	5.0	6	0
M. Bush	1	4	4.0	4	0
K. Bell	1	1	1.0	0	0
BEARS	79	812	10.3	41	4
Opponents	73	848	11.6	49t	7

INTERCEPTIONS	No	Yds	Avg	Lg	TD
G. McCoy	1	15	15.0	15t	1
J. Jones	1	13	13.0	13	0
M. Wright	1	2	2.0	2	0
I. Frey	1	0	0.0	0	0
BEARS	4	30	7.5	15t	1
Opponents	2	0	0.0	0	0


PUNTING	No	Yds	Avg	Net	TB	In20	Lg	B
R. Quigley	16	663	41.4	37.0	0	6	50	1
A. Podlesh	7	319	45.6	26.7	1	1	51	0
BEARS	23	982	40.9	34.0	1	7	51	1
Opponents	21	873	39.7	36.0	1	9	58	1

PUNT RETURNS	Ret	FC	Yds	Avg	Lg	TD
D. Sanzenbacher	5	1	34	6.8	11	0
D. Hester	2	1	8	4.0	6	0
E. Weems	1	3	14	14.0	14	0
E. Bennett	1	0	5	5.0	5	0
G. McCoy	0	1	0	0.0	0	0
BEARS	9	6	61	6.8	14	0
Opponents	10	7	146	14.6	91t	1

KICK RETURNS	No	Yds	Avg	Lg	TD
L. Booker	3	177	59.0	105t	1
E. Weems	4	115	28.8	48	0
G. McCoy	4	86	21.5	25	0
G. Golden	2	46	23.0	28	0
A. Allen	2	44	22.0	23	0
BEARS	15	468	26.6	105t	1
Opponents	10	259	29.5	34	0



CHICAGO BEARS 2012 GAME SUMMARIES



Game 1 Bears 41, Colts 21 Soldier Field (62,341) Sunday, September 9, 2012

INDIANAPOLIS	7	7	0	7	21
CHICAGO	7	17	10	7	41

COLTS – J. Freeman 4 INT return (A. Vinatieri kick). **BEARS** – M. Bush 1 run (R. Gould kick) (11-80, 4:04). **BEARS** – B. Marshall 3 pass from J. Cutler (R. Gould kick) (11-95, 5:52). **BEARS** – R. Gould 35 FG (7-46, 4:08). **COLTS** – D. Brown 18 run (A. Vinatieri kick) (5-77, 2:15). **BEARS** – M. Bush 1 run (R. Gould kick) (8-72, 2:33). **BEARS** – M. Forte 6 run (R. Gould kick) (4-55, 2:10). **BEARS** – R. Gould 26 FG (4-4, 1:44). **COLTS** – D. Avery 4 pass from A. Luck (A. Vinatieri kick) (12-80, 4:52). **BEARS** – A. Jeffery 42 pass from J. Cutler (R. Gould kick) (7-80, 4:12).

	Colts	Bears
First downs	22	26
Total net yards	356	428
Rushes-yards	15-63	33-114
Att-comp-net	45-23-293	35-21-314
Times thrown-yds lost	3-16	2-19
Int-Total TDs	3-3	1-5
Punts - avg	5-51.4	5-41.6
Penalties-yards	3-19	7-48
Fumbles-lost	2-2	0-0
Time of possession	24:32	35:28

RUSHING

COLTS – D. Brown 9-48, TD; A. Luck 2-9; V. Ballard 4-6
BEARS – M. Forte 16-80, TD; M. Bush 12-42, 2 TDs; J. Cutler 4-(-4); D. Hester 1-(-4).

RECEIVING

COLTS – R. Wayne 9-135; C. Fleener 6-82; D. Avery 3-37, TD; K. Adams 2-26; M. Moore 1-11; L. Brazill 1-10; D. Jones 1-8.
BEARS – B. Marshall 9-119, TD; A. Jeffery 3-80, TD; E. Bennett 3-50; M. Forte 3-40; D. Hester 2-27; K. Adams 1-17.

PASSING

COLTS – A. Luck 45-23-309, TD, 3 INTs.
BEARS – J. Cutler 35-21-333, 2 TDs, INT.

PUNT RETURNS

COLTS – L. Brazill 2-12.
BEARS – D. Hester 1-23.

KICKOFF RETURNS

COLTS – C. Vaughn 2-51; L. Brazill 1-15; M. Moore 1-7.
BEARS – D. Hester 2-49.

INTERCEPTIONS

COLTS – J. Freeman 1-4, TD.
BEARS – T. Jennings 2-28; C. Conte 1-35.

SACKS

COLTS – R. Mathis 2-19.
BEARS – H. Melton 2-16; C. Wootton 1-0.



Game 2 Packers 23, Bears 10 Lambeau Field (70,543) Thursday, September 13, 2012

CHICAGO	0	0	3	7	10
GREEN BAY	0	13	0	10	23

PACKERS – M. Crosby 48 FG (10-50, 4:39). **PACKERS** – T. Crabtree 27 pass from T. Masthay (M. Crosby kick) (12-80, 6:04). **PACKERS** – M. Crosby 35 FG (6-31, 1:07). **BEARS** – R. Gould 45 FG (13-53, 6:11). **PACKERS** – M. Crosby 54 FG. **PACKERS** – D. Driver 26 pass from A. Rodgers (M. Crosby kick) (1-26, 0:05). **BEARS** – K. Davis 21 pass from J. Cutler (R. Gould kick) (4-24, 1:15).

	Bears	Packers
First downs	11	19
Total net yards	168	321
Rushes-yards	23-94	28-106
Att-comp-net	27-11-74	33-23-215
Times thrown-yds lost	7-52	5-31
Int-Total TDs	4-1	1-2
Punts - avg	6-46.8	5-47.6
Penalties-yards	8-65	4-54
Fumbles-lost	2-2	2-1
Time of possession	27:49	32:11

RUSHING

BEARS – M. Bush 14-54; M. Forte 7-31; J. Cutler 1-12; A. Allen 1-(-3).
PACKERS – C. Benson 20-81; R. Cobb 1-28; A. Green 2-2; J. Kuhn 2-1; A. Rodgers 3-(-6).

RECEIVING

BEARS – M. Forte 4-49; B. Marshall 2-24; E. Bennett 2-21; K. Davis 1-21, TD; A. Jeffery 1-7; M. Spaeth 1-4.
PACKERS – J. Nelson 6-84; C. Benson 4-35; J. Finley 4-26; J. Kuhn 3-23; Ja. Jones 2-(-1); T. Crabtree 1-27, TD; D. Driver 1-26, TD; R. Cobb 1-20; D. Williams 1-6.

PASSING

BEARS – J. Cutler 27-11-126, TD, 4 INTs.
PACKERS – A. Rodgers 32-22-219, TD, INT; T. Masthay 1-1-27, TD.

PUNT RETURNS

BEARS – D. Hester 2-8.
PACKERS – R. Cobb 1-16; S. Shields 1-0.

KICKOFF RETURNS

BEARS – D. Hester 2-57.
PACKERS – R. Cobb 1-21.

INTERCEPTIONS

BEARS – T. Jennings 1-20.
PACKERS – T. Williams 2-38; C. Woodson 1-0; J. McMillian 1-0.

SACKS

BEARS – J. Peppers 2-11; S. McClellin 1.5-6; H. Melton 1-9; C. Wootton 0.5-5.
PACKERS – C. Matthews 3.5-29; D. Smith 1-13; J. Worthy 1-4; M. Daniels 1-1; E. Walden 0.5-5.



Game 3
Bears 23, Rams 6
 Soldier Field (62,224)
 Sunday, September 23, 2012

ST. LOUIS	0	3	3	0	6
CHICAGO	3	7	0	13	23

BEARS – R. Gould 54 FG (11-37, 4:19). **BEARS** – M. Bush 3 run (R. Gould kick) (12-81, 7:01). **RAMS** – G. Zuerlein 56 FG (11-43, 1:34). **RAMS** – G. Zuerlein 46 FG (10-39, 4:55). **BEARS** – R. Gould 22 FG (13-71, 5:44). **BEARS** – M. Wright 45 INT return (R. Gould kick). **BEARS** – R. Gould 37 FG (5-34, 1:53).

	Rams	Bears
First downs	12	20
Total net yards	160	274
Rushes-yards	17-59	34-103
Att-comp-net	35-18-101	31-17-171
Times thrown-yds lost	6-51	2-12
Int-Total TDs	2-0	1-2
Punts - avg	6-46.5	4-41.3
Penalties-yards	4-40	6-45
Fumbles-lost	0-0	0-0
Time of possession	26:03	33:56

RUSHING

RAMS – S. Jackson 11-29; D. Richardson 4-16; S. Bradford 2-14. **BEARS** – M. Bush 18-55, TD; K. Bell 10-20; J. Cutler 4-18; D. Hester 1-8; A. Allen 1-2.

RECEIVING

RAMS – D. Amendola 5-66; L. Kendricks 3-18; B. Gibson 2-19; C. Givens 2-9; S. Jackson 2-5; S. Smith 1-15; M. Mulligan 1-12; D. Richardson 1-4; I. Pead 1-4. **BEARS** – B. Marshall 5-71; A. Jeffery 5-45; K. Davis 2-20; M. Bush 2-18; E. Bennett 1-11; K. Bell 1-11; K. Adams 1-7.

PASSING

RAMS – S. Bradford 35-18-152, 2 INTs
BEARS – J. Cutler 31-17-183, INT.

PUNT RETURNS

RAMS – D. Amendola 2-20
BEARS – D. Hester 3-39.

KICKOFF RETURNS


RAMS – I. Pead 1-24.
BEARS – D. Hester 3-85

INTERCEPTIONS

RAMS – C. Finnegan 1-32.
BEARS – M. Wright 1-45, TD; T. Jennings 1-(-11).

SACKS

RAMS – C. Long 2-12.
BEARS – I. Idonije 2.5-15.5; A. Okoye 1-13; N. Roach 1-9; S. McClellin 0.5-5; S. Paea 0.5-5; J. Peppers 0.5-3.5.



Game 4
Bears 34, Cowboys 18
 Soldier Field (90,080)
 Monday, October 1, 2012

CHICAGO	0	10	14	10	34
DALLAS	0	7	3	8	18

BEARS – R. Gould 43 FG (13-69, 7:07). **BEARS** – C. Tillman 25 INT return (R. Gould kick). **COWBOYS** – M. Austin 10 pass from T. Romo (D. Bailey kick) (9-80, 2:24). **BEARS** – D. Hester 34 pass from J. Cutler (R. Gould kick) (5-73, 3:06). **BEARS** – L. Briggs 74 INT return (R. Gould kick). **COWBOYS** – D. Bailey 39 FG (10-58, 4:00). **BEARS** – R. Gould 21 FG (11-80, 5:47). **BEARS** – B. Marshall 31 pass from J. Cutler (R. Gould kick) (6-67, 2:02). **COWBOYS** – J. Witten 5 pass from K. Orton (D. Bryant pass from K. Orton) (10-89, 2:29).

	Bears	Cowboys
First downs	18	26
Total net yards	360	430
Rushes-yards	28-93	14-41
Att-comp-net	24-18-267	53-40-389
Times thrown-yds lost	2-8	1-7
Int-Total TDs	0-4	5-2
Punts - avg	3-40.0	3-37.0
Penalties-yards	4-25	2-10
Fumbles-lost	1-1	2-0
Time of possession	30:50	29:10

RUSHING

BEARS – M. Forte 13-52; M. Bush 10-29; K. Bell 2-12; J. Cutler 3-0.
COWBOYS – D. Murray 11-24; F. Jones 1-13; K. Ogletree 1-4; T. Romo 1-0.

RECEIVING

BEARS – B. Marshall 7-138, TD; K. Davis 3-62; D. Hester 3-38, TD; A. Jeffery 3-32; M. Bush 1-8; M. Forte 1-(-3).
COWBOYS – J. Witten 13-122, TD; D. Bryant 8-105; D. Murray 7-57; M. Austin 4-57, TD; K. Ogletree 3-24; P. Tanner 2-20; C. Beasley 2-14; A. Holmes 1-7.

PASSING

BEARS – J. Cutler 24-18-275, 2 TDs
COWBOYS – T. Romo 43-31-307, TD, 5 INTs; K. Orton 10-9-89, TD.

PUNT RETURNS

BEARS – D. Hester 1-8.
COWBOYS – None.

KICKOFF RETURNS

BEARS – D. Hester 2-50.
COWBOYS – F. Jones 2-48.

INTERCEPTIONS

BEARS – M. Wright 2-0; L. Briggs 1-74, TD; C. Tillman 1-25, TD; D. Moore 1-0.
COWBOYS – None.

SACKS

BEARS – H. Melton 1-7.
COWBOYS – J. Price-Brent 1-6; D. Ware 1-2.



CHICAGO BEARS 2012 GAME SUMMARIES



Game 5 Bears 41, Jaguars 3 Everbank Field (67,012) Sunday, October 7, 2012

CHICAGO	3	0	10	28	41
JACKSONVILLE	0	3	0	0	3

BEARS - R. Gould 32 FG (12-77, 6:11). **JAGUARS** - J. Scobee 31 FG (14-61, 5:21). **BEARS** - R. Gould 31 FG (14-61, 5:21). **BEARS** - C. Tillman 36 INT return (R. Gould kick). **BEARS** - A. Jeffery 10 pass from J. Cutler (R. Gould kick) (9-67, 3:36). **BEARS** - B. Marshall 24 pass from J. Cutler (R. Gould kick) (7-94, 4:03). **BEARS** - L. Briggs 36 INT return (R. Gould kick). **BEARS** - A. Allen 46 run (R. Gould kick) (8-73, 4:42).

	Bears	Jaguars
First downs	26	10
Total net yards	501	189
Rushes-yards	33-214	17-60
Att-comp-net	39-23-287	33-17-129
Times thrown-yds lost	1-5	3-13
Int-Total TDs	1-5	2-0
Punts - avg	3-40.7	6-48.5
Penalties-yards	12-80	6-49
Fumbles-lost	0-0	1-1
Time of possession	36:00	24:00

RUSHING

BEARS - M. Forte 22-107; A. Allen 5-59, TD; M. Bush 4-26; J. Cutler 2-22.

JAGUARS - M. Jones-Drew 12-56; R. Jennings 3-3; B. Gabbert 2-1.

RECEIVING

BEARS - B. Marshall 12-144, TD; D. Hester 2-49; K. Davis 2-26; M. Bush 2-26; A. Jeffery 2-20, TD; M. Forte 2-20; D. Sanzenbacher 1-7.

JAGUARS - M. Lewis 5-24; M. Thomas 4-15; J. Blackmon 3-40; C. Shorts 2-43; K. Elliott 2-17; M. Jones-Drew 1-3.

PASSING

BEARS - J. Cutler 39-23-292; 2 TDs, INT.

JAGUARS - B. Gabbert 33-17-142, 2 INTs.

PUNT RETURNS

BEARS - D. Hester 4-8.

JAGUARS - None.

KICKOFF RETURNS

BEARS - D. Hester 1-28.

JAGUARS - R. Jennings 3-65.

INTERCEPTIONS

BEARS - L. Briggs 1-36, TD; C. Tillman 1-36, TD.

JAGUARS - D. Cox 1-0.

SACKS

BEARS - C. Wootton 1.5-5.5; L. Briggs 1-6. Melton 0.5-2.5.

JAGUARS - A. Lane 1-5.



Game 6 Bears 13, Lions 7 Soldier Field (62,300) Monday, October 22, 2012

DETROIT	0	0	0	7	7
CHICAGO	10	0	3	0	13

BEARS - B. Marshall 7 pass from J. Cutler (R. Gould kick) (6-59, 2:50). **BEARS** - R. Gould 39 FG (5-29, 2:39). **BEARS** - R. Gould 21 FG (7-24, 2:12). **LIONS** - R. Broyles 12 pass from M. Stafford (J. Hanson kick) (8-58, 1:43).

	Lions	Bears
First downs	21	19
Total net yards	340	296
Rushes-yards	18-97	32-171
Att-comp-net	46-28-243	32-17-125
Times thrown-yds lost	3-20	5-25
Int-Total TDs	1-1	0-1
Punts - avg	8-40.1	8-40.5
Penalties-yards	5-47	9-49
Fumbles-lost	6-3	0-0
Time of possession	25:25	34:35

RUSHING

LIONS - M. Leshoure 12-63; M. Stafford 3-21; J. Bell 3-13.

BEARS - M. Forte 22-96; M. Bush 6-36; J. Cutler 3-34; J. Campbell 1-5.

RECEIVING

LIONS - T. Young 6-81; M. Leshoure 6-20; B. Pettigrew 5-39; R. Broyles 3-51, TD; C. Johnson 3-34; J. Bell 3-16; N. Burleson 1-16; T. Scheffler 1-6.

BEARS - B. Marshall 6-81, TD; D. Hester 3-38; E. Bennett 3-27; M. Forte 3-4; K. Davis 1-3; M. Bush 1-(-3).

PASSING

LIONS - M. Stafford 46-28-263, TD, INT.

BEARS - J. Cutler 31-16-150, TD.

PUNT RETURNS

LIONS - S. Logan 6-7.

BEARS - D. Hester 1-5; E. Bennett 1-2.

KICKOFF RETURNS

LIONS - S. Logan 2-44.

BEARS - E. Weems 1-7.

INTERCEPTIONS

LIONS - None.

BEARS - D. Moore 1-2.

SACKS

LIONS - N. Suh 1-8; K. Vanden Bosch 1-6; J. Green 1-2; C. Avril 1-0; J. Durant 0.5-4.5; S. Tulloch 0.5-4.5.

BEARS - I. Idonije 1-15; J. Peppers 1-4; S. McClellin 0.5-0.5; S. Paea 0.5-0.5.



Game 7

Bears 23, Panthers 22

Soldier Field (62,254)
Sunday, October 28, 2012

CAROLINA	3	10	6	3	22
CHICAGO	7	0	0	16	23

BEARS – M. Forte 13 run (R. Gould kick) (4-49, 1:512). **PANTHERS** – J. Medlock 34 FG (5-64, 2:31). **PANTHERS** – L. Murphy fumble recovery in end zone (J. Medlock kick) (3-16, 0:48). **PANTHERS** – J. Medlock 31 FG (17-58, 8:19). **PANTHERS** – J. Medlock 22 FG (12-90, 6:32). **PANTHERS** – J. Medlock 43 FG (8-63, 4:02). **BEARS** – K. Davis 12 pass from J. Cutler (R. Gould kick) (7-38, 3:26). **BEARS** – T. Jennings 25 INT return (pass failed). **PANTHERS** – J. Medlock 45 FG (11-53, 4:17). **BEARS** – R. Gould 41 FG (9-55, 2:27).

	Panthers	Bears
First downs	21	18
Total net yards	416	210
Rushes-yards	36-119	19-79
Att-comp-net	39-20-297	28-19-131
Times thrown-yds lost	2-17	6-55
Int-Total TDs	2-1	1-3
Punts - avg	3-25.7	4-44.8
Penalties-yards	3-21	5-40
Fumbles-lost	2-0	2-2
Time of possession	36:38	23:22

RUSHING

PANTHERS – J. Stewart 17-42; C. Newton 5-37; D. Williams 11-33; M. Tolbert 3-7.

BEARS – M. Forte 15-70, TD; M. Bush 3-5; J. Cutler 1-4.

RECEIVING

PANTHERS – S. Smith 7-118; J. Stewart 4-38; B. LaFell 3-88; G. Olsen 3-23; B. Hartsock 1-25; M. Tolbert 1-15; G. Barnidge 1-7. **BEARS** – B. Marshall 9-98; M. Forte 5-24; E. Bennett 3-47; K. Davis 1-12, TD; D. Hester 1-5.

PASSING

PANTHERS – C. Newton 39-20-314, 2 INTs.
BEARS – J. Cutler 28-19-186, TD, INT.

PUNT RETURNS

PANTHERS – None.
BEARS – D. Hester 2-11.

KICKOFF RETURNS

PANTHERS – None.
BEARS – A. Allen 2-10; E. Bennett 1-18; K. Adams 1-8; C. Steltz 1-5; E. Weems 1-3; C. Wootton 1-0.

INTERCEPTIONS

PANTHERS – J. Norman 1-2
BEARS – T. Jennings 2-27, TD.

SACKS

PANTHERS – G. Hardy 3-25; C. Johnson 2-26; D. Edwards 1-4.
BEARS – J. Peppers 2-17.



Game 8

Bears 51, Titans 20

LP Field (69,143)
Sunday, November 4, 2012

CHICAGO	28	3	6	14	51
TENNESSEE	2	3	7	8	20

BEARS – C. Wootton 5 blocked punt return (R. Gould kick). **TITANS** – Penalty on J. Webb in end zone for safety. **BEARS** – M. Forte 8 run (R. Gould kick) (1-8, 0:08). **BEARS** – B. Urlacher 46 INT return (R. Gould kick). **BEARS** – B. Marshall 13 pass from J. Cutler (R. Gould kick) (3-16, 1:16). **BEARS** – R. Gould 40 FG (9-27, 3:57). **TITANS** – R. Bironas 39 FG (8-29, 1:05). **TITANS** – N. Washington 30 pass from M. Hasselbeck (R. Bironas kick) (5-59, 1:28). **BEARS** – R. Gould 25 FG (7-73, 3:48). **BEARS** – R. Gould 22 FG (8-76, 4:21). **BEARS** – B. Marshall 39 pass from J. Cutler (R. Gould kick) (5-65, 2:49). **BEARS** – B. Marshall 5 pass from J. Cutler (R. Gould kick) (3-2, 0:48). **TITANS** – C. Johnson 80 run (M. Hasselbeck-K. Britt pass) (1-80, 0:11).

	Bears	Titans
First downs	21	12
Total net yards	365	339
Rushes-yards	36-160	18-159
Att-comp-net	26-19-205	35-20-180
Times thrown-yds lost	3-24	2-20
Int-Total TDs	0-6	1-2
Punts - avg	3-38.3	7-42.7
Penalties-yards	5-37	9-68
Fumbles-lost	1-1	6-4
Time of possession	37:01	22:59

RUSHING

BEARS – M. Forte 12-103, TD; A. Allen 10-32; M. Bush 10-16; J. Cutler 1-12; J. Campbell 3-(-3).

TITANS – C. Johnson 16-141, TD; M. Hasselbeck 2-18.

RECEIVING

BEARS – B. Marshall 9-122, 3 TDs; E. Bennett 4-22; M. Forte 2-45; D. Hester 2-19; M. Bush 1-17; L. Louis 1-4.
TITANS – K. Britt 5-67; C. Johnson 4-10; N. Washington 2-35, TD; K. Wright 2-30; C. Stevens 2-26; D. Williams 2-19; J. Cook 2-6; T. Thompson 1-7.

PASSING

BEARS – J. Cutler 26-19-229, 3 TDs.
TITANS – M. Hasselbeck 35-20-200, TD, INT.

PUNT RETURNS

BEARS – D. Hester 5-69.
TITANS – None.

KICKOFF RETURNS

BEARS – D. Hester 1-26.
TITANS – D. Reynaud 7-145.

INTERCEPTIONS

BEARS – B. Urlacher 1-46, TD.
TITANS – None.

SACKS

BEARS – C. Wootton 1-8; S. Paeta 0.5-6; I. Idonije 0.5-6.
TITANS – J. Casey 1-22; K. Wimbly 1-9; A. Ayers 1-0.



CHICAGO BEARS 2012 GAME SUMMARIES



Game 9 Texans 13, Bears 6 Soldier Field (62,410) Sunday, November 11, 2012

HOUSTON	3	7	0	3	13
CHICAGO	0	3	3	0	6

TEXANS – S. Graham 20 FG (10-41, 4:57). **BEARS** – R. Gould 51 FG (4-5, 1:22). **TEXANS** – A. Foster 2 pass from M. Schaub (S. Graham kick) (7-66, 3:17). **BEARS** – R. Gould 24 FG (6-46, 3:20). **TEXANS** – S. Graham 42 FG (6-29, 3:45).

	Texans	Bears
First downs	13	8
Total net yards	215	249
Rushes-yards	35-127	23-115
Att-comp-net	26-14-95	33-18-134
Times thrown-yds lost	1-7	0-0
Int-Total TDs	2-1	2-0
Punts - avg	8-44.6	5-38.8
Penalties-yards	3-35	5-49
Fumbles-lost	0-0	2-2
Time of possession	31:08	28:52

RUSHING

TEXANS – A. Foster 29-102; J. Forsett 4-27; M. Schaub 2-(-2).
BEARS – M. Forte 16-39; J. Cutler 3-37; M. Bush 3-34; J. Campbell 1-5.

RECEIVING

TEXANS – A. Foster 5-15, TD; A. Johnson 4-35; G. Graham 3-15; K. Walter 2-30.
BEARS – B. Marshall 8-107; M. Spaeth 3-4; D. Hester 2-4; M. Forte 2-(-3); E. Bennett 1-9; K. Adams 1-7; K. Davis 1-6.

PASSING

TEXANS – M. Schaub 26-14-95, TD, 2 INTs.
BEARS – J. Campbell 19-11-94; J. Cutler 14-7-40, 2 INTs.

PUNT RETURNS

TEXANS – None.
BEARS – D. Hester 3-31.

KICKOFF RETURNS

TEXANS – K. Martin 3-66.
BEARS – D. Hester 2-38; K. Adams 1-15.

INTERCEPTIONS

TEXANS – D. Manning 1-4; K. Jackson 1-1
BEARS – T. Jennings 2-10.

SACKS

TEXANS – None.
BEARS – J. Peppers 1-7.



Game 10 49ers 32, Bears 7 Candlestick Park (69,732) Monday, November 19, 2012

CHICAGO	0	0	7	0	7
SAN FRANCISCO	10	10	7	5	32

49ERS – D. Akers 32 FG (9-68, 4:28). **49ERS** – V. Davis 3 pass from C. Kaepernick (D. Akers kick) (4-63, 2:16). **49ERS** – K. Hunter 14 run (D. Akers kick) (8-96, 4:00). **49ERS** – D. Akers 37 FG (8-25, 4:47). **49ERS** – M. Crabtree 10 pass from C. Kaepernick (D. Akers kick) (5-62, 2:08). **BEARS** – B. Marshall 13 pass from J. Campbell (R. Gould kick) (13-74, 7:22). **49ERS** – D. Akers 31 FG (9-68, 4:28). **49ERS** – C. Rachal tackled in end zone for safety.

	Bears	49ers
First downs	12	18
Total net yards	143	353
Rushes-yards	28-85	29-121
Att-comp-net	22-14-58	23-16-232
Times thrown-yds lost	6-49	2-11
Int-Total TDs	2-1	0-3
Punts - avg	5-46.8	4-47.0
Penalties-yards	6-55	5-50
Fumbles-lost	3-0	0-0
Time of possession	30:17	39:43

RUSHING

BEARS – M. Forte 21-63; J. Campbell 1-13; M. Bush 5-9; A. Allen 1-0.
49ERS – F. Gore 17-78; K. Hunter 5-27, TD; C. Kaepernick 4-10; A. Dixon 3-6.

RECEIVING

BEARS – D. Hester 3-23; M. Forte 3-4; B. Marshall 2-21; K. Davis 2-20; A. Jeffery 2-15; M. Bush 1-18; E. Bennett 1-6.
49ERS – V. Davis 6-83, TD; M. Crabtree 3-31, TD; K. Williams 2-60; M. Manningham 2-45; R. Moss 1-12; D. Walker 1-9; K. Hunter 1-3.

PASSING

BEARS – J. Campbell 22-14-107, TD, 2 INTs
49ERS – C. Kaepernick 23-16-243, 2 TDs.

PUNT RETURNS

BEARS – D. Hester 3-(-1).
49ERS – T. Ginn 4-19.

KICKOFF RETURNS

BEARS – D. Hester 5-126.
49ERS – T. Ginn 3-63.

INTERCEPTIONS

BEARS – None.
49ERS – T. Brown 1-5; D. Goldson 1-0.

SACKS

BEARS – I. Idonije 0.5-3.5; C. Wootton 0.5-3.5; L. Briggs 0.5-2; N. Roach 0.5-2.
49ERS – Ald. Smith 5.5-45; J. Smith 0.5-4.



Game 11
Bears 28, Vikings 10
 Soldier Field (62,306)
 Sunday, November 25, 2012

MINNESOTA	3	0	7	0	10
CHICAGO	10	15	3	3	28

VIKINGS – B. Walsh 40 FG (4-6, 0:50). **BEARS** – M. Bush 1 run (R. Gould kick) (6-34, 2:50). **BEARS** – R. Gould 47 FG (10-25, 5:13). **BEARS** – M. Bush 1 run (A. Podlesh run) (14-80, 7:59). **BEARS** – M. Spaeth 13 pass from J. Cutler (R. Gould kick) (1-13, 0:07). **VIKINGS** – K. Rudolph 2 pass from C. Ponder (B. Walsh kick) (5-40, 2:01). **BEARS** – R. Gould 46 FG (12-51, 6:47).

	Vikings	Bears
First downs	15	23
Total net yards	258	296
Rushes-yards	20-114	39-113
Att-comp-net	43-22-144	31-23-183
Times thrown-yds lost	2-15	1-5
Int-Total TDs	1-1	1-3
Punts - avg	4-40.5	4-43.3
Penalties-yards	3-44	5-55
Fumbles-lost	2-2	1-1
Time of possession	22:30	37:30

RUSHING

VIKINGS – A. Peterson 18-108; C. Ponder 2-6.
BEARS – M. Forte 21-60, 2 TDs; M. Forte 14-42; J. Cutler 3-9; A. Allen 1-2.

RECEIVING

VIKINGS – J. Wright 7-49; A. Peterson 6-30; K. Rudolph 5-55, TD; M. Jenkins 2-17; J. Carlson 1-7; J. Simpson 1-1.
BEARS – B. Marshall 12-92; E. Nemmett 4-45; M. Forte 2-4; K. Davis 1-15; M. Spaeth 1-13, TD; E. Rodriguez 1-11; E. Weems 1-9; M. Bush 1-(-1).

PASSING

VIKINGS – C. Ponder 43-22-159, TD, INT.
BEARS – J. Cutler 31-23-188, TD, INT.

PUNT RETURNS

VIKINGS – M. Sherels 1-0.
BEARS – D. Hester 1-6.

KICKOFF RETURNS

VIKINGS – M. Sherels 1-38; M. Asiata 1-15; J. Robinson 1-14.
BEARS – E. Weems 3-65.

INTERCEPTIONS

VIKINGS – A. winfield 1-31
BEARS – C. Conte 1-35.

SACKS

VIKINGS – F. Evans 1-5.
BEARS – H. Meltan 1-9; I. Idonije 1-6.



Game 12
Seahawks 23, Bears 17 (ot)
 Soldier Field (62,264)
 Sunday, December 2, 2012

SEATTLE	0	10	0	7	6	23
CHICAGO	7	0	7	3	0	16

BEARS – E. Bennett 12 pass from J. Cutler (R. Gould kick) (6-49, 3:26). **SEAHAWKS** – M. Lynch 4 run (S. Hauschka kick) (9-94, 5:05). **SEAHAWKS** – S. Hauschka 31 FG (9-49, 1:31). **BEARS** – M. Forte 12 pass from J. Cutler (R. Gould kick) (11-94, 6:46). **SEAHAWKS** – G. Tate 14 pass from R. Wilson (S. Hauschka kick) (12-97, 3:16). **BEARS** – R. Gould 46 FG (3-58, 0:24). **SEAHAWKS** – S. Rice 13 pass from R. Wilson (12-80, 7:27).

	Seahawks	Bears
First downs	25	22
Total net yards	459	365
Rushes-yards	32-176	33-132
Att-comp-net	37-23-183	26-17-233
Times thrown-yds lost	2-10	0-0
Int-Total TDs	0-3	0-2
Punts - avg	5-39.6	5-41.4
Penalties-yards	8-55	5-45
Fumbles-lost	2-1	3-0
Time of possession	34:35	32:52

RUSHING

SEAHAWKS – M. Lynch 19-87, TD. R. Wilson 9-71; L. Washington 2-8; R. Turbin 1-6; M. Robinson 1-4.
BEARS – M. Forte 21-66; M. Bush 7-39; J. Cutler 5-27.

RECEIVING

SEAHAWKS – S. Rice 6-99, TD; G. Tate 5-96, TD; D. Baldwin 4-46; M. Robinson 2-17; M. Lynch 2-11; Z. Miller 2-7; A. McCoy 1-11; L. Washington 1-6.
BEARS – B. Marshall 10-165; M. Forte 3-30, TD; E. Rodriguez 2-8; E. Weems 1-18; E. Bennett 1-12, TD.

PASSING

SEAHAWKS – R. Wilson 37-23-293, 2 TDs.
BEARS – J. Cutler 26-17-233, 2 TDs.

PUNT RETURNS

SEAHAWKS – Washington 2-1.
BEARS – E. Weems 1-0.

KICKOFF RETURNS

SEAHAWKS – None.
BEARS – E. Weems 3-65; E. Bennett 1-6.

INTERCEPTIONS

SEAHAWKS – None.
BEARS – None.

SACKS

SEAHAWKS – None.
BEARS – J. Peppers 1-7; S. Paea 1-3.



CHICAGO BEARS 2012 GAME SUMMARIES



Game 13 Vikings 21, Bears 14 HHH Metrodome (64,134) Sunday, December 9, 2012

CHICAGO	0	7	0	7	14
MINNESOTA	14	0	7	0	21

VIKINGS – A. Peterson 1 run (B. Walsh kick) (6-80, 3:07). **VIKINGS** – A. Peterson 1 run (B. Walsh kick) (3-5, 1:07). **BEARS** – A. Jeffery 23 pass from J. Cutler (R. Gould kick) (7-69, 3:41). **VIKINGS** – H. Smith 56 INT return (B. Walsh kick). **BEARS** – B. Marshall 16 pass from J. Campbell (R. Gould kick) (10-76, 2:02).

	Bears	Vikings
First downs	22	17
Total net yards	438	248
Rushes-yards	18-118	38-171
Att-comp-net	53-28-320	17-11-77
Times thrown-yds lost	2-4	1-14
Int-Total TDs	2-2	1-3
Punts - avg	6-37.5	7-45.7
Penalties-yards	10-80	7-54
Fumbles-lost	1-0	2-0
Time of possession	31:42	28:18

RUSHING

BEARS – M. Forte 13-85; J. Cutler 2-16; J. Campbell 1-8; M. Bush 1-6; A. Allen 1-3.
VIKINGS – A. Peterson 31-154, 2 TDs; T. Gerhart 3-17; C. Ponder 4-0.

RECEIVING

BEARS – B. Marshall 10-160, TD; M. Forte 6-34; D. Hester 5-39; A. Jeffery 3-57, TD; K. Davis 3-25; K. Adams 1-9.
VIKINGS – M. Jenkins 4-36; J. Wright 2-29; A. Peterson 2-16; J. Simpson 1-13; T. Gerhard 1-(-1); R. Ellison 1-(-2).

PASSING

BEARS – J. Cutler 44-22-260, TD, 2 INTs; J. Campbell 9-6-64, TD.
VIKINGS – C. Ponder 17-11-91, INT.

PUNT RETURNS

BEARS – D. Hester 5-58.
VIKINGS – None.

KICKOFF RETURNS

BEARS – E. Weems 4-59.
VIKINGS – A. Jefferson 1-20; K. Rudolph 1-1.

INTERCEPTIONS

BEARS – M. Wright 1-0.
VIKINGS – H. Smith 1-56, TD; J. Robinson 1-44

SACKS

BEARS – C. Wootton 1.0-14.
VIKINGS – E. Griffen 1-4; B. Robison 1-0.



Game 14 Packers 21, Bears 13 Soldier Field (62,534) Sunday, December 16, 2012

GREEN BAY	0	14	7	0	21
CHICAGO	0	7	3	3	13

BEARS – B. Marshall 15 pass from J. Cutler (O. Mare kick) (6-67, 3:19). **PACKERS** – Ja. Jones 29 pass from A. Rodgers (M. Crosby kick) (7-89, 3:44). **PACKERS** – Ja. Jones 8 pass from A. Rodgers (M. Crosby kick) (5-26, 0:57). **PACKERS** – Ja. Jones 6 pass from A. Rodgers (M. Crosby kick) (13-79, 6:52). **BEARS** – O. Mare 34 FG (4-47, 2:30). **BEARS** – O. Mare 34 FG (4-0, 0:45).

	Packers	Bears
First downs	20	12
Total net yards	391	190
Rushes-yards	32-113	23-83
Att-comp-net	36-23-278	21-12-107
Times thrown-yds lost	3-13	4-28
Int-Total TDs	0-3	1-1
Punts - avg	5-41.6	6-39.8
Penalties-yards	8-104	10-91
Fumbles-lost	2-2	2-0
Time of possession	33:23	26:37

RUSHING

PACKERS – A. Green 13-35, R. Grant 8-32; D. Harris 5-27; A. Rodgers 4-14; J. Kuhn 2-5.
BEARS – M. Forte 20-69; J. Cutler 1-9; A. Allen 2-5.

RECEIVING

PACKERS – R. Cobb 6-115; J. Finley 5-61; Ja. Jones 5-60, 3 TDs; G. Jennings 4-50; A. Green 2-6; A. Rodgers 1-(-1).
BEARS – B. Marshall 6-56, TD; M. Forte 5-64; A. Allen 1-15.

PASSING

PACKERS – A. Rodgers 36-23-291, 3 TDs.
BEARS – J. Cutler 21-12-135, TD; INT.

PUNT RETURNS

PACKERS – R. Cobb 3-(-2).
BEARS – D. Hester 3-42.

KICKOFF RETURNS

PACKERS – R. Cobb 2-37.
BEARS – D. Hester 2-63.

INTERCEPTIONS

PACKERS – C. Hayward 1-24.
BEARS – None.

SACKS

PACKERS – C. Matthews 2-14; M. Neal 1.5-9; J. Worthy 0.5-4.5.
BEARS – C. Wootton 1.5-7.5; J. Peppers 1.5-5.5.



Game 15 Bears 28, Cardinals 13

University of Phoenix Stadium (62,734)
Sunday, December 23, 2012

CHICAGO	7	14	7	0	28
ARIZONA	3	3	0	7	13

BEARS – Z. Bowman 1 fumble recovery (O. Mare kick). **CARDINALS** – J. Feely 49 FG (9-48, 4:48). **BEARS** – M. Forte 4 run (R. Gould kick) (5-72, 2:25). **CARDINALS** – J. Feely 35 FG (6-19, 2:47). **BEARS** – B. Marshall 11 pass from J. Cutler (O. Mare kick) (6-80, 1:59). **BEARS** – C. Tillman 10 INT return (O. Mare kick). **CARDINALS** – J. Bethel 82 blocked FG return (J. Feely kick).

	Bears	Cardinals
First downs	15	15
Total net yards	297	248
Rushes-yards	33-152	19-29
Att-comp-net	26-12-145	49-28-219
Times thrown-yds lost	1-1	4-27
Int-Total TDs	0-4	2-1
Punts - avg	9-43.8	8-44.8
Penalties-yards	2-12	4-25
Fumbles-lost	2-1	3-1
Time of possession	28:05	31:55

RUSHING

BEARS – M. Forte 12-88, TD; K. Bell 13-32; A. Allen 5-24; J. Cutler 3-8.

CARDINALS – L. Stephens-Howling 10-19; W. Powell 4-7; C. Wells 4-3; J. Feely 1-0.

RECEIVING

BEARS – B. Marshall 6-68, TD; K. Davis 2-19; A. Jeffery 1-35; E. Bennett 1-16; M. Forte 1-7; A. Allen 1-1.

CARDINALS – L. Fitzgerald 8-111; M. Floyd 6-47; A. Roberts 5-44; W. Powell 3-21; A. Smith 1-8; L. Bryd 1-8; P. Peterson 1-6; J. Dray 1-3; J. King 1-1; L. Stephens-Howling 1-(-3).

PASSING

BEARS – J. Cutler 26-12-146, TD.

CARDINALS – R. Lindley 30-17-141, INT; B. Hoyer 19-11-105, INT.

PUNT RETURNS

BEARS – D. Hester 3-18.

CARDINALS – P. Peterson 2-11.

KICKOFF RETURNS

BEARS – D. Hester 1-40; E. Weems 1-12.

CARDINALS – L. Stephens-Howling 2-39.

INTERCEPTIONS

BEARS – K. Hayden 1-39; C. Tillman 1-10, TD.

CARDINALS – None



Game 16 Bears 26, Lions 24

Ford Field (64,451)
Sunday, December 30, 2012

CHICAGO	10	10	3	3	26
DETROIT	3	7	7	7	24

LIONS – J. Hanson 44 FG (9-65, 3:57). **BEARS** – E. Bennett 60 pass from J. Cutler (O. Mare kick) (3-80, 1:21). **BEARS** – O. Mare 33 FG (4-9, 1:27). **BEARS** – M. Forte 1 run (O. Mare kick) (3-10, 0:35). **BEARS** – O. Mare 40 FG (4-1, 0:49). **LIONS** – K. Durham 25 pass from M. Stafford (J. Hanson kick) (12-80, 1:37). **LIONS** – W. Heller 10 pass from M. Stafford (J. Hanson kick) (9-80, 3:53). **BEARS** – O. Mare 28 FG (4-3, 1:06). **BEARS** – O. Mare 20 FG (11-59, 4:25). **LIONS** – B. Robinski 9 pass from M. Stafford (J. Hanson kick) (9-80, 3:52).

	Bears	Lions
First downs	19	20
Total net yards	389	327
Rushes-yards	35-144	20-72
Att-comp-net	31-18-245	42-24-255
Times thrown-yds lost	2-12	1-17
Int-Total TDs	0-2	1-3
Punts - avg	5-43.8	5-43.8
Penalties-yards	3-35	4-29
Fumbles-lost	2-0	3-3
Time of possession	34:09	25:51

RUSHING

BEARS – M. Forte 24-103, TD; J. Cutler 5-29; K. Bell 4-12; D. Hester 1-2; B. Marshall 1-(-2).

LIONS – M. Leshoure 15-57; M. Stafford 3-9; J. Bell 2-6.

RECEIVING

BEARS – E. Bennett 5-109, TD; B. Marshall 5-42; A. Jeffery 4-76; M. Forte 2-21; M. Spaeth 1-7; E. Rodriguez 1-2.

LIONS – C. Johnson 5-72; T. Scheffler 5-53; M. Leshoure 3-20; B. Robiskie 2-30, TD; W. Heller 2-29, TD; J. Bell 2-19; B. Pettigrew 2-11; K. Durham 1-25, TD; M. Thomas 1-7; S. Chapas 1-6.

PASSING

BEARS – J. Cutler 31-18-257, TD.

LIONS – M. Stafford 42-24-272, 3 TDs, INT.

PUNT RETURNS

BEARS – D. Hester 3-6.

LIONS – M. Thomas 1-0.

KICKOFF RETURNS

BEARS – D. Hester 3-59; K. Adams 1-15.

LIONS – J. Bell 2-54.

INTERCEPTIONS

BEARS – T. Jennings 1-31.

LIONS – None.

SACKS

BEARS – I. Idonije 1-17.

LIONS – TEAM 1-7; N. Suh 1-5.



CHICAGO BEARS 2012 NFL STANDINGS

NATIONAL FOOTBALL CONFERENCE

North Division

	W	L	T	Pct.	PF	PA
Green Bay-z	11	5	0	.688	433	336
Minnesota-y	10	6	0	.625	379	348
CHICAGO	10	6	0	.625	375	277
Detroit	4	12	0	.250	372	437

East Division

	W	L	T	Pct.	PF	PA
Washington-z	10	6	0	.625	436	388
N.Y. Giants	9	7	0	.563	429	344
Dallas	8	8	0	.500	376	400
Philadelphia	4	12	0	.250	280	444

South Division

	W	L	T	Pct.	PF	PA
Atlanta-z	13	3	0	.813	419	299
Carolina	7	9	0	.438	357	363
New Orleans	7	9	0	.438	461	454
Tampa Bay	7	9	0	.438	389	394

West Division

	W	L	T	Pct.	PF	PA
San Francisco-z	11	4	0	.719	397	273
Seattle-y	11	5	0	.688	412	245
St. Louis	7	8	0	.469	299	348
Arizona	5	11	0	.313	250	357

z-Division Winner

AMERICAN FOOTBALL CONFERENCE

North Division

	W	L	T	Pct.	PF	PA
Baltimore-z	10	6	0	.625	398	344
Cincinnati-y	10	6	0	.625	391	320
Pittsburgh	8	8	0	.500	336	314
Cleveland	5	11	0	.313	302	368

East Division

	W	L	T	Pct.	PF	PA
New England-z	12	4	0	.750	557	331
Miami	7	9	0	.438	288	317
N.Y. Jets	6	10	0	.375	281	375
Buffalo	6	10	0	.375	344	435

South Division

	W	L	T	Pct.	PF	PA
Houston-z	12	4	0	.750	416	331
Indianapolis-y	11	5	0	.688	357	387
Tennessee	6	10	0	.375	330	471
Jacksonville	2	14	0	.125	255	444

West Division

	W	L	T	Pct.	PF	PA
Denver-z	13	3	0	.813	481	289
San Diego	7	9	0	.438	350	350
Oakland	4	12	0	.250	290	443
Kansas City	2	14	0	.125	211	425

y-Wild Card qualifier for playoffs

2013 NFL POST-SEASON

Home team in CAPS

NFC Wild Card Playoff Games

GREEN BAY 24, Minnesota 10
Seattle 24, WASHINGTON 14

NFC Divisional Playoff Games

SAN FRANCISCO 45, Green Bay 31
ATLANTA 30, Seattle 28

NFC Championship Game

San Francisco 28, ATLANTA 24

AFC Wild Card Playoff Games

HOUSTON 19, Cincinnati 13
BALTIMORE 24, Indianapolis 9

AFC Divisional Playoff Games

Baltimore 38, DENVER 35 (2ot)
NEW ENGLAND 41, Houston 28

AFC Championship Game

Baltimore 28, NEW ENGLAND 13

AFC-NFC PRO BOWL at Aloha Stadium, Honolulu, Hawaii

NFC 62, AFC 35

SUPER BOWL XLVII at Mercedes-Benz Superdome, New Orleans, Louisiana

Baltimore Ravens (AFC) 34, San Francisco 49ers (NFC) 31

- Minnesota wins tie break over Chicago based on best win percentage in division games.
- Carolina wins tie break over New Orleans based on head-to-head win percentage.
- Carolina wins tie break over Tampa Bay based on best win percentage in common games.
- New Orleans wins tie break over Tampa Bay based on head-to-head win percentage.
- Detroit wins tie break over Philadelphia based on head-to-head win percentage.
- New England wins tie break over Houston based on head-to-head win percentage.
- Baltimore wins tie break over Cincinnati based on best win percentage in division games.
- San Diego wins tie break over Miami based on best win percentage in conference games.
- Tennessee wins tie break over N.Y. Jets based on head-to-head win percentage.
- N.Y. Jets wins tie break over Buffalo based on best win percentage in common games.
- Jacksonville wins tie break over Kansas City based on best win percentage in common games.



CHICAGO BEARS RECORDS



TEAM

Won in Overtime:

- By BEARS — 12/28/2009 vs. Minnesota (36-30)
 By Opp. — 12/2/2012 vs. Seattle (23-17)

Won in Regulation by Scoring Go-Ahead Points in the Last 2 Minutes

- By BEARS — 10/28/2012 vs. Carolina (23-22, R. Gould 41-FG with :00 remaining)
 By Opp. — 9/13/1998 at Packers (21-15, G. Jennings 50-yd TD pass from A. Rodgers with 1:11 remaining)

Sent Game to Overtime by Scoring in the Last Two Minutes of Regulation

- By BEARS — 12/2/2012 vs. Seattle (R. Gould 46-yd FG with :00 remaining; SEA won 23-17 in OT)
 By Opp. — 12/11/2011 at Denver (M. Prater 59-yd FG with :03 remaining; DEN won 13-10 in OT)

Shutout

- By BEARS — 11/18/2010 at Miami (16-0)
 By Opp. — 12/29/2002 vs. Tampa Bay (15-0)

Did Not Allow Opponent to Score a Touchdown (non-shutout)

- By BEARS — 10/7/2012 (held Jacksonville to 1 FG; 41-3 CHI)
 By Opp. — 11/11/2012 vs. Houston (held Chicago to 2 FGs; 13-6 HOU)

Won By 20-or-More Points

- By BEARS — 11/4/2012 at Tennessee (31 points; 51-20)
 By Opp. — 11/19/2012 at San Francisco (25 points; 32-7)

Won Game After Trailing by 20-or-More Points

- By BEARS — 10/16/2006 at Arizona (24-23 after trailing 20-0 and 23-3)
 By Opp. — 11/10/2002 vs. New England (33-30 after trailing 27-6)

Won After Trailing at End of the 1st Quarter

- By BEARS — 1/1/2012 at Minnesota (17-13 after trailing 0-10)
 By Opp. — 12/2/2012 vs. Seattle (23-17 in OT after trailing 7-0)

Won After Trailing at Halftime

- By BEARS — 10/28/2012 vs. Carolina (23-22 after trailing 13-7)
 By Opp. — 12/18/2011 vs. Seattle (38-14 after trailing 7-14)

Won After Trailing at End of the 3rd Quarter

- By BEARS — 10/28/2012 vs. Carolina (23-22 after trailing 19-7)
 By Opp. — 12/2/2012 vs. Seattle (23-17 in OT after trailing 14-10)

Won After Trailing By 10-Plus Points in 4th Quarter

- By BEARS — 10/28/2012 vs. Carolina (23-22 after trailing by 12, 19-7)
 By Opp. — 12/11/2011 at Denver (13-10 in OT after trailing by 10, 10-0)

Scored 20 or More Points in a Quarter

- By BEARS — 11/4/2012 at Tennessee (28 in 1st quarter; 51-20 CHI)
 By Opp. — 12/26/2010 vs. N.Y. Jets (24 in 2nd quarter; 38-34 CHI)

Scored 30 or More Points in a Half

- By BEARS — 11/4/2012 at Tennessee (31 in 1st half; 51-20 CHI)
 By Opp. — 12/18/2011 vs. Seattle (31 in 2nd half; 38-14 SEA)

Scored Touchdowns on Offense and Defense

- By BEARS — 12/23/2012 at Arizona (2 offense; 2 defense; 28-13 CHI)
 By Opp. — 12/9/2012 at Minnesota (2 offense; 1 defense; 21-14 MIN)

Scored Touchdowns on Offense, Defense and Special Teams

- By BEARS — 11/4/2012 at Tennessee (4 offense; 1 defense; 1 special teams; 51-20 CHI)
 By Opp. — 9/30/2007 at Detroit (3 offense; 1 defense; 1 special teams; 37-27 DET)

Won on Monday Night Football

- By BEARS — 10/22/2012 vs. Detroit (13-7 on ESPN's Monday Night Football)
 By Opp. — 11/19/2012 at San Francisco (32-7 on ESPN's Monday Night Football)

Won on Sunday Night Football

- By BEARS — 11/16/2011 vs. Minnesota (39-10 on NBC's Sunday Night Football)
 By Opp. — 11/11/2012 vs. Houston (13-6 on NBC's Sunday Night Football)

Won on Thursday Night Football

- By BEARS — 11/18/2010 at Miami (16-0 on NFLN's Thursday Night Football)
 By Opp. — 9/13/2012 at Green Bay (23-10 on NFLN's Thursday Night Football)

No Turnovers

- By BEARS — 12/30/2012 at Detroit (CHI 26-24)
 By Opp. — 11/19/2012 at San Francisco (SF 32-7)

OFFENSE**Touchdown Scored on First Offensive Possession to Start Game**

- By BEARS — 12/2/2012 vs. Seattle (E. Bennett 12-yd pass from J. Cutler; 23-17 SEA in OT)
 By Opp. — 12/9/2012 at Minnesota (A. Peterson 1-yd run; 21-14 MIN)

Touchdown Scored on First Offensive Possession of 2nd Half

- By BEARS — 10/1/2012 at Dallas (Devin Hester 34-yd pass from J. Cutler; 34-18 CHI)
 By Opp. — 12/30/2012 at Detroit (Will Heller 10-yd pass from M. Stafford; 26-24 CHI)

No Sacks Allowed

- By BEARS — 11/11/2012 vs. Houston
 By Opp. — 11/20/2011 vs. San Diego

No Turnovers and No Sacks Allowed

- By BEARS — 12/23/2007 vs. Green Bay
 By Opp. — 10/17/2010 vs. Seattle



Successful Two-Point Conversion

- By BEARS — 11/25/2012 vs. Minnesota (A. Podlesh run)
- By Opp. — 10/1/2012 at Dallas (D. Bryant pass from K. Orton)

Failed Two-Point Conversion

- By BEARS — 10/28/2012 vs. Carolina (pass failed)
- By Opp. — 10/26/2011 at Tampa Bay (pass failed)

500-or-More Total Net Yards of Offense

- By BEARS — 10/7/2012 at Jacksonville (501; 214 rushing, 287 passing)
- By Opp. — 10/2/2011 vs. Carolina (543; 169 rushing; 374 passing)

400-or-More Total Net Yards of Offense

- By BEARS — 12/9/2012 at Minnesota (438; 118 rushing, 320 passing)
- By Opp. — 12/2/2012 vs. Seattle (OT) (459; 176 rushing; 283 passing)

300-or-More Net Rushing Yards by Team

- By BEARS — 9/9/1984 vs. Denver (302 yds on 50 carries, 2 TDs)
- By Opp. — 10/14/2007 vs. Minnesota (311 yds on 43 carries, 3 TDs)

200-or-More Net Rushing Yards by Team

- By BEARS — 10/7/2012 at Jacksonville (214 yds on 33 carries, 1 TD)
- By Opp. — 10/25/2009 at Cincinnati (215 on 45 carries, 1 TD)

Individual 200-Yard Rushing Game

- By BEARS — 10/2/2011 vs. Carolina (Matt Forte, 205 yds on 25 carries, TD)
- By Opp. — 10/14/2007 vs. Minnesota (Adrian Peterson, 224 yds on 20 carries, 3 TDs)

Individual 150-Yard Rushing Game

- By BEARS — 10/2/2011 vs. Carolina (Matt Forte, 205 yds on 25 carries, TD)
- By Opp. — 12/9/2012 at Minnesota (Adrian Peterson, 154 yds on 31 carries, 2 TDs)

Individual 100-Yard Rushing Game

- By BEARS — 12/30/2012 at Detroit (Matt Forte, 103 yds on 24 carries, TD)
- By Opp. — 12/9/2012 at Minnesota (Adrian Peterson, 154 yds on 31 carries, 2 TDs)

Two 100-Yard Rushers in the Same Game

- By BEARS — 11/10/1985 vs. Detroit (Walter Payton - 105, Matt Suhey - 102)
- By Opp. — 12/12/1976 vs. Denver (Norris Weese - 120, Ottis Armstrong - 116)

Consecutive 100-Yard Rushing Games

- By BEARS — 10/23/2011 at Tampa Bay & 11/7/2011 at Philadelphia (Matt Forte 145 at TB, 133 at PHI)
- By Opp. — 11/4/2012 at Ten. & 11/11/2012 vs. Hou. (Chris Johnson, TEN - 141; Arian Foster, HOU - 102)

Combined 200-Yards Rushing by Two Players (Non 200-Yard rusher)

- By BEARS — 10/10/2010 at Carolina (209 total; Matt Forte - 166 and Chester Taylor - 43)
- By Opp. — 10/25/2009 at Cincinnati (206 total; Cedric Benson - 189 and Bernard Scott - 17)

60 Team Rushing Attempts

- By BEARS — 11/8/1981 at Kansas City (61 for 201 yards, 0 TDs)
 By Opp. — Never

50 Team Rushing Attempts

- By BEARS — 9/25/1988 at Green Bay (51 for 252 yards, 3 TDs)
 By Opp. — 10/30/1988 at New England (54 for 185 yards, 0 TDs)

40 Team Rushing Attempts

- By BEARS — 12/25/2011 at Green Bay (42 for 199 yards, 0 TDs)
 By Opp. — 10/25/2009 at Cincinnati (45 for 215 yards, 1 TD)

Individual 40 Rushing Attempts

- By BEARS — 11/20/1977 vs. Minnesota (Walter Payton, 40 for 275 yards, TD)
 By Opp. — Never

Individual 30 Rushing Attempts

- By BEARS — 12/23/2007 vs. Green Bay (Adrian Peterson, 30 for 102 yards, TD)
 By Opp. — 12/9/2012 at Minnesota (Adrian Peterson, 31 for 154 yards, 2 TDs)

Individual 20 Rushing Attempts

- By BEARS — 12/30/2012 at Detroit (Matt Forte, 24 for 103 yards, 1 TD)
 By Opp. — 12/9/2012 at Minnesota (Adrian Peterson, 31 for 154 yards, 2 TDs)

Rushing Play of 75-Plus Yards

- By BEARS — 11/27/1988 vs. Green Bay (Neal Anderson, 80-yard TD run)
 By Opp. — 11/4/2012 at Tennessee (Chris Johnson, 80-yard TD run)

Rushing Play of 50-Plus Yards

- By BEARS — 11/28/2010 vs. Philadelphia (Matt Forte, 61-yard run)
 By Opp. — 12/9/2012 at Minnesota (Adrian Peterson, 51-yard run)

Rushing Play of 25-Plus Yards

- By BEARS — 12/23/2012 (Matt Forte, 36-yard run)
 By Opp. — 12/9/2012 at Minnesota (Adrian Peterson, 51-yard run)

3-Plus Rushing Touchdowns by Team

- By BEARS — 9/9/2012 vs. Indianapolis (3, M. Forte - 1, M. Bush - 2)
 By Opp. — 11/30/2008 at Minnesota (3, A. Peterson, C. Taylor and G. Frerotte - 1 each)

3-Plus Rushing Touchdowns by Individual

- By BEARS — 12/17/1995 vs. Tampa Bay (Rashaan Salaam, 3)
 By Opp. — 10/14/2007 vs. Minnesota (Adrian Peterson, 3)

400 Gross Yards Passing by Team

- By BEARS — 11/14/1999 vs. Minnesota (422; 34 of 48, 3 TDs, INT)
 By Opp. — 9/21/2008 vs. Tampa Bay - OT (407; 38 of 67, 2 TDs, 3 INTs)



300 Gross Yards Passing by Team

- By BEARS — 12/9/2012 at Minnesota (324; 28 of 53, 2 TDs, 2 INTs)
- By Opp. — 10/28/2012 vs. Carolina (314; 20 of 39, 0 TDs, 2 INTs)

400 Yards Passing by Individual

- By BEARS — 11/14/1999 vs. Minnesota (Jim Miller - 422; 34 of 48, 3 TDs, 1 INT)
- By Opp. — 9/21/2008 vs. Tampa Bay - (OT) (Brian Griese - 407; 38 of 67, 2 TDs, 3 INTs)

300 Yards Passing by Individual

- By BEARS — 9/9/2012 vs. Indianapolis (Jay Cutler - 333; 21 of 35, 2 TDs, 1 INT)
- By Opp. — 10/28/2012 vs. Carolina (Cam Newton - 314; 20 of 39, 0 TDs, 2 INTs)

Consecutive 300 Yards Passing by Individual

- By BEARS — 11/8/2009 vs. Arizona & 11/12/2009 at San Francisco (Jay Cutler 369 vs. ARZ, 307 at SF)
- By Opp. — 9/19/2010 at Dal. & 9/27/2010 vs. G. B. (Tony Romo 374 at DAL, Aaron Rodgers 316 vs. GB)

60-Plus Passing Attempts by Individual

- By BEARS — 11/16/1997 vs. NY Jets (Erik Kramer - 60; 32 of 60, 354 yards, 2 TDs, 3 INTs)
- By Opp. — 11/13/2011 vs. Detroit (Matthew Stafford - 63; 33 of 63, 329 yards, 1 TD, 4 INTs)

50-Plus Passing Attempts by Individual

- By BEARS — 11/12/2009 at San Francisco (Jay Cutler - 52; 29 of 52, 307 yards, 0 TDs, 5 INTs)
- By Opp. — 11/13/2011 vs. Detroit (Matthew Stafford - 63; 33 of 63, 329 yards, 1 TD, 4 INTs)

40-Plus Passing Attempts by Individual

- By BEARS — 12/9/2012 at Minnesota (Jay Cutler - 44, 22 of 44, 260 yards, 1 TD, 2 INTs)
- By Opp. — 12/30/2012 at Detroit (Matthew Stafford - 42, 24 of 42, 272 yards, 3 TDs, 1 INT)

30-Plus Passing Completions by Individual

- By BEARS — 9/30/2007 at Detroit (Brian Griese - 34; 34 of 52, 286 yards, 2 TDs, 3 INTs)
- By Opp. — 10/1/2012 at Dallas (Tony Romo - 31; 31 of 43, 307 yards, 1 TD, 5 INTs)

25-Plus Passing Completions by Individual

- By BEARS — 10/10/2011 at Detroit (Jay Cutler - 28; 28 of 38, 249 yards, 1 TD, 0 INTs)
- By Opp. — 10/22/2012 vs. Detroit (Matthew Stafford - 28; 28 of 46, 263 yards, 1 TD, 1 INT)

4-Or-More Passing Touchdowns by Individual

- By BEARS — 11/28/2010 vs. Philadelphia (Jay Cutler - 4, 14 of 21, 247 yards, 4 TDs, 0 INTs)
- By Opp. — 12/25/2011 at Green Bay (Aaron Rodgers - 5, 21 of 29, 283 yards, 5 TDs, 0 INTs)

3-Or-More Passing Touchdowns by Individual

- By BEARS — 11/4/2012 at Tennessee (Jay Cutler - 3, 19 of 26, 229 yards, 3 TDs, 0 INTs)
- By Opp. — 12/30/2012 at Detroit (Matthew Stafford - 3, 24 of 42, 272 yards, 3 TDs, 1 INT)

10-Or-More Receptions by Individual

- By BEARS — 12/9/2012 at Minnesota (Brandon Marshall, 10 receptions, 160 yards, 1 TD)
- By Opp. — 10/1/2012 at Dallas (Jason Witten, 13 receptions, 122 yards, 1 TD)

200-Plus Receiving Yards by Individual

- By BEARS — 11/18/1962 at Dallas (Johnny Morris, 201 yards, 10 receptions, 1 TD)
 By Opp. — 12/17/2000 at San Francisco (Terrell Owens, 283 yards, 20 receptions, 1 TD)

150-Plus Receiving Yards by Individual

- By BEARS — 12/9/2012 at Minnesota (Brandon Marshall, 160 yards, 10 receptions, 1 TD)
 By Opp. — 11/20/2011 at San Diego (Vincent Jackson, 165 yards, 7 receptions, 1 TD)

100-Plus Receiving Yards by Individual

- By BEARS — 12/30/2012 at Detroit (Earl Bennett, 109 yards, 5 receptions, 1 TD)
 By Opp. — 12/23/2012 at Arizona (Larry Fitzgerald - 111 yards, 8 receptions, 0 TDs)

Two 100-Yard Receivers

- By BEARS — 11/24/2002 vs. Detroit (Marty Booker 157 yards & Dex White 106 yards)
 By Opp. — 12/12/2010 vs. New England (Deion Branch 151 yards & Wes Welker 115 yards)

Three 100-Yard Receivers

- By BEARS — Never
 By Opp. — 12/26/1982 at L.A. Rams (George Farmer 183, Preston Dennard 122 & Wendell Tyler 102)

Consecutive 100 Yards Receiving by Individual

- By BEARS — 12/2/2012 vs. Seattle & 12/9/2012 at Minnesota (Brandon Marshall 165 vs. SEA; 160 at MIN)
 By Opp. — 12/16/2012 vs. G. B. & 12/23/2012 at Arizona (R. Cobb 115 vs. GB; L. Fitzgerald 111 at ARZ)

Pass Play of 80-Plus Yards

- By BEARS — 11/27/2011 at Oakland (Caleb Hanie to Johnny Knox, 81 yards)
 By Opp. — 11/30/2008 at Minnesota (Gus Frerotte to Bernard Berrian, 99 yards, TD)

Pass Play of 60-Plus Yards

- By BEARS — 12/30/2012 at Detroit (Jay Cutler to Earl Bennett, 60 yards, TD)
 By Opp. — 10/28/2012 vs. Carolina (Cam Newton to Brandon LaFell, 62 yards)

Pass Play of 40-Plus Yards

- By BEARS — 12/30/2012 at Detroit (Jay Cutler to Earl Bennett, 60 yards, TD)
 By Opp. — 12/2/2012 vs. Seattle (Russell Wilson to Golden Tate, 49 yards)

Offensive Lineman Caught a Pass

- By BEARS — 11/4/2012 at Tennessee (Jay Cutler to Lance Louis, 4 yards)
 By Opp. — 11/16/2003 vs. St. Louis (Marc Bulger to Adam Timmerman, -7 yards)

Quarterback Caught a Pass

- By BEARS — 9/10/2006 at Green Bay (Rex Grossman from Thomas Jones, -4 yards)
 By Opp. — 12/16/2012 vs. Green Bay (Aaron Rodgers from Rodgers, -1 yards)

3-Plus Receiving Touchdowns by Team

- By BEARS — 11/4/2012 at Tennessee (3, Brandon Marshall - 3)
 By Opp. — 12/30/2012 at Detroit (3, Kris Durham, Will Heller and Brian Robiskie)



3-Plus Receiving Touchdowns by Individual

- By BEARS — 11/4/2012 at Tennessee (Brandon Marshall, 3)
- By Opp. — 12/16/2012 vs. Green Bay (James Jones, 3)

2-Plus Receiving Touchdowns by Individual

- By BEARS — 11/4/2012 at Tennessee (Brandon Marshall, 5)
- By Opp. — 12/25/2011 at Green Bay (Jordy Nelson and James Jones - 2 each)

Offensive Lineman Scored a Touchdown

- By BEARS — 12/25/2011 at Green Bay, Edwin Williams (fumble recovery in end zone)
- By Opp. — 11/16/1969 at Atlanta, Mal Snider (48-yard kickoff return)

DEFENSE

Held Opponent Under 150 Total Net Yards

- By BEARS — 10/10/2010 at Carolina (147 total; 85 rushing & 62 passing)
- By Opp. — 11/19/2012 at San Francisco (143 total; 85 rushing & 58 passing)

Held Opponent Under 100 Total Net Yards

- By BEARS — 11/26/1978 vs. Tampa Bay (92 total; 99 rushing & -7 passing)
- By Opp. — 12/27/1992 at Dallas (92 total; 28 rushing & 64 passing)

Held Opponent Under 50 Net Rushing Yards

- By BEARS — 12/23/2012 at Arizona (29)
- By Opp. — 9/25/2011 vs. Green Bay (13)

Held Opponent Under 25 Net Rushing Yards

- By BEARS — 9/12/2010 vs. Detroit (20)
- By Opp. — 9/25/2011 vs. Green Bay (13)

Held Opponent Under 100 Net Passing Yards

- By BEARS — 12/9/2012 at Minnesota (77)
- By Opp. — 10/10/2010 at Carolina (29)

Held Opponent Under 50 Net Passing Yards

- By BEARS — 11/13/2005 vs. San Francisco (28)
- By Opp. — 10/10/2010 at Carolina (29)

Held Opponent Under 100 Gross Passing Yards

- By BEARS — 12/9/2012 at Minnesota (91)
- By Opp. — 10/10/2010 at Carolina (51)

Held Opponent Under 50 Gross Passing Yards

- By BEARS — 11/13/2005 vs. San Francisco (28)
- By Opp. — 12/3/2006 vs. Minnesota (34)

8-Plus Takeaways by Team

- By BEARS — 9/2/1984 vs. Tampa Bay (8; 6 INTs, 2 FRs; CHI 34-14)
- By Opp. — 10/11/1998 at Arizona (8; 4 INTs, 4 FRs; ARZ 20-7)

7-Plus Takeaways by Team

- By BEARS — 9/17/1995 at Tampa Bay (7; 4 INTs, 3 FRs; CHI 25-6)
 By Opp. — 10/11/1998 at Arizona (8; 4 INTs, 4 FRs; ARZ 20-7)

6-Plus Takeaways by Team

- By BEARS — 11/13/2011 vs. Detroit (6; 4 INTs, 2 FRs; CHI 37-13)
 By Opp. — 10/24/2010 vs. Washington (6; 4 INTs, 2 FRs; WAS 17-14)

5-Plus Interceptions by Team

- By BEARS — 10/01/2012 at Dallas (5; CHI 34-18)
 By Opp. — 11/12/2009 at San Francisco (5; SF 10-6)

4-Plus Interceptions by Team

- By BEARS — 10/01/2012 at Dallas (5; CHI 34-18)
 By Opp. — 9/13/2012 at Green Bay (4; GB 23-10)

2-Plus Interceptions by Individual

- By BEARS — 11/11/2012 vs. Houston (Tim Jennings, 2)
 By Opp. — 9/13/2012 at Green Bay (Tramon Williams, 2)

2-Plus Opponent Fumble Recoveries by Individual

- By BEARS — 11/4/2012 at Tennessee (Kelvin Hayden)
 By Opp. — Unknown

Intercepted Pass Returned for a Touchdown

- By BEARS — 12/23/2012 at Arizona (Charles Tillman, 10 yards)
 By Opp. — 12/9/2012 at Minnesota (Harrison Smith, 56 yards)

Opponent Fumble Returned for a Touchdown

- By BEARS — 12/23/2012 at Arizona (Zack Bowman, recovered in end zone)
 By Opp. — 11/7/2011 at Philadelphia (Brian Rolle, 22 yards)

Defensive Lineman Scored a Touchdown

- By BEARS — 12/18/2011 vs. Seattle (Israel Idonije, recovered opponent fumble in end zone)
 By Opp. — 12/18/2011 vs. Seattle (Red Bryant, 20-yard interception return)

Linebacker Scored a Touchdown

- By BEARS — 11/4/2012 at Tennessee (Brian Urlacher 46-yard INT return)
 By Opp. — 9/9/2012 vs. Indianapolis (Jerrell Freeman, 4-yard INT return)

Defensive Back Scored a Touchdown

- By BEARS — 12/23/2012 at Arizona (Charles Tillman, 10-yard interception return)
 By Opp. — 12/9/2012 at Minnesota (Harrison Smith, 56-yard interception return)

Safety

- By BEARS — 10/16/2011 vs. Minnesota (Stephen Paea sacks Donovan McNabb in end zone)
 By Opp. — 11/19/2012 at San Francisco (Chilo Rachal tackled in end zone by Ray McDonald)



8-Plus Sacks by Team

- By BEARS — 11/20/2005 vs. Carolina (8; CHI 13-3)
- By Opp. — 10/3/2010 at N.Y. Giants (10; NYG 17-3)

7-Plus Sacks by Team

- By BEARS — 11/20/2005 vs. Carolina (8; CHI 13-3)
- By Opp. — 9/13/2012 at Green Bay (7; GB 23-10)

3-Plus Sacks by Individual

- By BEARS — 12/23/2012 at Arizona (Julius Peppers, 3)
- By Opp. — 11/19/2012 at San Francisco (Aldon Smith, 5.5)

2-Plus Sacks by Individual

- By BEARS — 12/23/2012 at Arizona (Julius Peppers, 3)
- By Opp. — 12/16/2012 vs. Green Bay (Clay Matthews, 2)

SPECIAL TEAMS

Blocked Extra Point

- By BEARS — Israel Idonije, at Buffalo, 11/7/2010 (Rian Lindell kicker)
- By Opp. — Dale Carter, at Kansas City, 11/21/1993 (Kevin Butler kicker)

Blocked Field Goal

- By BEARS — 11/25/2012 vs. Minnesota (Julius Peppers blocks Blair Walsh's 30-yard attempt)
- By Opp. — 12/23/2012 at Arizona (Adrian Wilson blocks Olindo Mare's 20-yard attempt)

Blocked Field Goal for TD

- By BEARS — 10/1/1978 vs. Oakland (Mike Spivey 71-yard return; blocked by Virgil Livers)
- By Opp. — 12/23/2012 at Arizona (Justin Bethel 82-yard return; blocked by Adrian Wilson)

Blocked Punt

- By BEARS — 11/4/2012 at Tennessee (Sherrick McManis blocks Brett Kern's punt)
- By Opp. — 1/1/2006 at Minnesota (Jim Kleinsasser blocks Brad Maynard's punt)

Blocked Punt for TD

- By BEARS — 11/4/2012 at Tennessee (Corey Wootton 5-yard return; blocked by Sherrick McManis)
- By Opp. — 9/14/1987 vs. N.Y. Giants (Tom Flynn recovered in end zone; blocked by Eric Howard)

Fake Field Goal for TD

- By BEARS — 12/1/2002 (Brad Maynard 12-yard pass to Dustin Lyman)
- By Opp. — 9/13/2012 (Tim Masthay 27-yard pass to Tom Crabtree)

Missed Extra Point (kick not blocked)

- By BEARS — 12/11/2005 at Pittsburgh (Robbie Gould, wide left)
- By Opp. — 12/12/2010 vs. New England (Shane Graham, wide right)

Missed Field Goal Returned

- By BEARS — 11/12/2006 at N.Y. Giants (Devin Hester, 108 yd. TD)
- By Opp. — 11/8/2009 vs. Arizona (Antrel Rolle, 59 yds.)

Muff Recovered for TD

- By BEARS — 10/19/2008 vs. Minnesota (Zackary Bowman, muffed punt recovered in end zone)
 By Opp. — Never

Punt Returned for TD

- By BEARS — 11/13/2011 vs. Detroit (Devin Hester, 82 yards)
 By Opp. — 9/19/2010 at Dallas (Dez Bryant, 62 yards)

Kickoff Returned for TD

- By BEARS — 10/16/2011 vs. Minnesota (Devin Hester, 98 yards)
 By Opp. — 9/30/2007 at Detroit (Casey FitzSimmons, 41 yards)

Recovered Own Onside Kick

- By BEARS — 9/29/2003 vs. Green Bay (Ahmad Merritt recovered Paul Edinger kick)
 By Opp. — 11/7/2004 at N.Y. Giants (Jack Brewer recovered Steve Christie kick)

5 Field Goals Made

- By BEARS — 10/20/1968 at Philadelphia (Mac Percival, 5 for 5)
 By Opp. — 11/27/2011 at Oakland (Sebastian Janikowski, 6 for 6)

4 Field Goals Made

- By BEARS — 12/30/2012 at Detroit (Olindo Mare, 4 for 5)
 By Opp. — 11/27/2011 at Oakland (Sebastian Janikowski, 6 for 6)

3 Field Goals Made

- By BEARS — 11/4/2012 at Tennessee (Robbie Gould, 3 for 3)
 By Opp. — 11/27/2011 at Oakland (Sebastian Janikowski, 6 for 6)

1,000-YARD RUSHING SEASONS

RB Matt Forte rushed for 1,094 yards in 2012, the third 1,000-yard season of his career. It was the 27th 1,000-yard rushing season in Bears history.

CHICAGO BEARS 1,000-YARD RUSHING SEASONS

Rushing			Rushing			Rushing		
Player	Season	Yards	Player	Season	Yards	Player	Season	Yards
1. Walter Payton	1977	1,852	12. Matt Forte	2008	1,238	23. Matt Forte	2010	1,069
2. Walter Payton	1984	1,684	13. Gale Sayers	1966	1,231	24. Raymont Harris	1997	1,033
3. Walter Payton	1979	1,610	14. Walter Payton	1981	1,222	25. Gale Sayers	1969	1,032
4. Walter Payton	1985	1,551	15. Thomas Jones	2006	1,210	26. Anthony Thomas	2003	1,024
5. Walter Payton	1980	1,460	16. Anthony Thomas	2001	1,183	27. Beattie Feathers	1934	1,004
6. Walter Payton	1983	1,421	17. Rick Casares	1956	1,126			
7. Walter Payton	1978	1,395	18. James Allen	2000	1,120			
8. Walter Payton	1976	1,390	19. Neal Anderson	1988	1,106			
9. Thomas Jones	2005	1,335	20. Matt Forte	2012	1,094			
10. Walter Payton	1986	1,333	21. Neal Anderson	1990	1,078			
11. Neal Anderson	1989	1,275	22. Rashaan Salaam	1995	1,074			

Number of 1,000-yard rushing seasons: Walter Payton-10, (1976-81, '83-86); Neal Anderson-3, (1988-90); Matt Forte-3, (2008, '10 & '12); Thomas Jones-2, (2005 & '06); Gale Sayers-2, (1966 & '69); Anthony Thomas-2, (2001 & '03); James Allen-1, (2000); Rick Casares-1, (1956); Beattie Feathers-1, (1934); Raymont Harris-1, (1997); Rashaan Salaam-1, (1995).



CHICAGO BEARS ROOKIE SEASON RECORDS

SCORING

Points

- *144 Kevin Butler, 1985 (51 XPs, 31 FGs)
- 132 Gale Sayers, 1965 (22 TDs)
- 84 Paul Edinger, 2000 (21 XPs, 21 FGs)

Touchdowns

- *22 Gale Sayers, 1965
- 12 Matt Forté, 2008
- Mike Ditka, 1961
- Harlon Hill, 1954

Field Goals

- 31 Kevin Butler, 1985
- 21 Robbie Gould, 2005
- Paul Edinger, 2000

RUSHING

Attempts

- 316 Matt Forté, 2008
- 296 Rashaan Salaam, 1995
- 278 Anthony Thomas, 2001

Yards


- 1,238 Matt Forté, 2008
- 1,183 Anthony Thomas, 2001
- 1,074 Rashaan Salaam, 1995

Touchdowns

- 14 Gale Sayers, 1965
- 10 Rashaan Salaam, 1995
- 8 Matt Forté, 2008
- Hugh Gallarneau, 1941
- Beattie Feathers, 1934



Anthony Thomas



Jim McMahon

PASSING

Attempts

- 368 Kyle Orton, 2005
- 235 Cade McNown, 1999
- 210 Jim McMahon, 1982

Completions

- 190 Kyle Orton, 2005
- 127 Cade McNown, 1999
- 120 Jim McMahon, 1982

Yards

- 1,869 Kyle Orton, 2005
- 1,501 Jim McMahon, 1982
- 1,465 Cade McNown, 1999

Touchdowns

- 9 Kyle Orton, 2005
- Jim McMahon, 1982
- 8 Cade McNown, 1999
- Zeke Bratkowski, 1954

Interceptions

- 17 Zeke Bratkowski, 1954
- 13 Kyle Orton, 2005
- 11 Bob Avellini, 1975

* NFL Record

† Tied NFL Record

RECEIVING

Receptions

63	Matt Forté, 2008
56	Mike Ditka, 1961
45	Johnny Knox, 2009
	Harlon Hill, 1954

Yards

1,124	Harlon Hill, 1954
1,076	Mike Ditka, 1961
836	Willie Gault, 1983

Touchdowns

12	Mike Ditka, 1961
	Harlon Hill, 1954
8	Willie Gault, 1983

SACKS

12.0	Mark Anderson, DE, 2006
9.0	Wally Chambers, DT, 1973#
8.0	Brian Urlacher, LB, 2000

All sack statistics prior to 1982 are unofficial.

INTERCEPTIONS

10	Mark Carrier, 1990
8	Johnny Lujack, 1948
7	Charlie Sumner, 1955

PUNTS


Punts

83	Dave Finzer, 1984
57	Fred Morrison, 1950
55	Todd Sauerbrun, 1995



Brian Baschnagel

Mike Ditka



Average

44.8	George Gulyanics, 1947
43.3	Sid Luckman, 1939
	Fred Morrison, 1950

PUNT RETURNS

Returns

*57	Lew Barnes, 1986
47	Devin Hester, 2006
43	Jeff Fisher, 1981

Yards

600	Devin Hester, 2006
509	Jeff Fisher, 1981
482	Lew Barnes, 1986

Touchdowns

3	Devin Hester, 2006
1	Four; Last: Johnny Bailey, 1990

KICKOFF RETURNS

Returns

32	Johnny Knox, 2009
29	Brian Baschnagel, 1976
27	Ike Hill, 1973

Yards

927	Johnny Knox, 2009
754	Brian Baschnagel, 1976
660	Gale Sayers, 1965

Touchdowns

2	Devin Hester, 2006
1	Four; Last: Johnny Knox, 2009



SERVICE

PLAYER

Pro Bowls (years are when Pro Bowl was played)

- 10 Mike Singletary, 1984-93
- 9 Walter Payton, 1976; 78-81; 84-87
- 8 Brian Urlacher, 2001-04; 06-07; 11-12
- Dick Butkus, 1966-73
- Doug Atkins, 1958-64; 66
- Bill George, 1955-62

Seasons

- 15 Patrick Mannelly, 1998-2012
- 14 Doug Buffone, 1966-79
- Bill George, 1952-65
- 13 Brian Urlacher, 2000-12
- Olin Kreutz, 1998-2010
- Keith Van Horne, 1981-93
- Steve McMichael, 1981-93
- Walter Payton, 1975-87
- Jim Osborne, 1972-84
- Clyde (Bulldog) Turner, 1940-52
- George Trafton, 1920-32

Games

- 231 Patrick Mannelly, 1998-2012
- 191 Olin Kreutz, 1998-2010
- Steve McMichael, 1981-93

Starts

- 184 Walter Payton, 1975-87
- 183 Olin Kreutz, 1998-2010
- 180 Brian Urlacher, 2000-12

Consecutive games

- 191 Steve McMichael, 1981-93
- 186 Walter Payton, 1975-87
- 179 Mike Hartenstine, 1975-86

COACH

Seasons

- *40 George Halas, 1920-29, 1933-42, 1946-55, 1958-67
- 11 Mike Ditka, 1982-92
- 9 Lovie Smith, 2004-12

Consecutive seasons

- 11 Mike Ditka, 1982-92
- 10 George Halas, 1958-67
- George Halas, 1946-55
- George Halas, 1933-42
- George Halas, 1920-29
- 9 Lovie Smith, 2004-12

SCORING

POINTS

Lifetime

- 1,116 Kevin Butler, 1985-95 (387 XP, 243 FG)
- 902 Robbie Gould, 2005-12 (278 XP, 208 FG)
- 750 Walter Payton, 1975-87 (125 TD)

Season

- 144 Kevin Butler, 1985 (51 XP, 31 FG)
- 143 Robbie Gould, 2006 (47 XP, 32 FG)
- 132 Gale Sayers, 1965 (22 TD)

Game

- 36 Gale Sayers, vs. SF, 12/12/65 (6 TD)
- 24 Last: Bobby Douglass, at GB, 11/4/73

Consecutive games

- 122 Robbie Gould, 10/9/05-current
- 83 George Blanda, 10/28/51-11/9/58
- 66 Kevin Butler, 9/9/60-9/12/94



Kevin Butler

TOUCHDOWNS

(Rushes, receptions, & returns)

Lifetime

- 125 Walter Payton, 1975-87 (110-15-0)
- 71 Neal Anderson, 1986-93 (51-20-0)
- 59 Rick Casares, 1955-64 (49-10-0)

Season

- 22 Gale Sayers, 1965 (14-6-2)
- 16 Walter Payton, 1977; 1979 (14-2-0)
- 15 Neal Anderson, 1989 (11-4-0)

Game

- *6 Gale Sayers, vs. SF, 12/12/65 (4-1-1)
- 4 Last: Bobby Douglass, at GB, 11/4/73 (4-0-0)

Consecutive games

- 8 Rick Casares, 11/1/59-9/25/60
7 Last: Curtis Conway, 9/24-11/12/95

EXTRA POINTS MADE**Lifetime**

- 387 Kevin Butler, 1985-95
278 Robbie Gould, 2005-12
247 George Blanda, 1949-58

Season

- 52 Roger Leclerc, 1965
51 Kevin Butler, 1985
47 Robbie Gould, 2006

Game

- 8 Bob Snyder, at NYG, 11/14/43
7 Last: Bob Thomas, vs. GB, 12/7/80

EXTRA POINT ATTEMPTS**Lifetime**

- 397 Kevin Butler, 1985-95
279 Robbie Gould, 2009-12
268 Bob Thomas, 1975-84

Season

- 52 Roger Leclerc, 1965
Ray (Scooter) McLean, 1947
51 Kevin Butler, 1985
47 Robbie Gould, 2006
George Blanda, 1956

Game

- 9 Bob Thomas, vs. GB, 12/7/80
8 Roger Leclerc, at BAL, 11/25/62
George Blanda, vs. BAL, 10/21/56
Bob Snyder, at NYG, 11/14/43

CONSECUTIVE EXTRA POINTS**Lifetime**

- 264 Robbie Gould, 12/18/05-current
156 George Blanda, 10/28/51 - 10/21/56
143 Mac Percival, 11/19/67 - 11/4/73

Season

- 52 Roger Leclerc, 1965
51 Kevin Butler, 1985
47 Robbie Gould, 2006

Game

- 8 Bob Snyder, at NYG, 11/14/43
7 Last: Bob Jencks, at LA Rams, 10/13/63

FIELD GOALS MADE**Lifetime**

- 243 Kevin Butler, 1985-95
208 Robbie Gould, 2005-12
128 Bob Thomas, 1975-84

Season

- 32 Robbie Gould, 2006
31 Robbie Gould, 2007
Kevin Butler, 1985
28 Robbie Gould, 2011
Kevin Butler, 1986

Game

- 5 Mac Percival, at PHI, 10/20/68
Roger Leclerc, vs. DET, 12/3/61
4 Last: Olindo Mare, at DET, 12/30/12

Long

- 57 Robbie Gould, at DEN, 12/11/11
55 Kevin Butler, at TB, 12/12/93
Kevin Butler, vs. MIN, 10/25/93
Bob Thomas, at LA Rams, 11/23/75
54 Last: Robbie Gould, vs. STL, 10/1/12

50+ Yards (lifetime)

- 16 Kevin Butler, 1985-95
13 Paul Edinger, 2000-04
Robbie Gould, 2005-12

50+ Yards (season)

- 6 Robbie Gould, 2011
5 Paul Edinger, 2002
Kevin Butler, 1993
4 Kevin Butler, 1990

FIELD GOAL ATTEMPTS**Lifetime**

- 333 Kevin Butler, 1985-95
243 Robbie Gould, 2005-12
205 Bob Thomas, 1975-84

Season

- 41 Kevin Butler, 1986
38 Kevin Butler, 1985
37 Kevin Butler, 1990

Game

- 7 Roger Leclerc, vs. GB, 11/17/63
6 Last: Kevin Butler, at GB, 11/8/87
5 Last: Olindo Mare, vs. DET, 12/30/12

* NFL Record

† Tied NFL Record



CHICAGO BEARS INDIVIDUAL RECORDS

CONSECUTIVE FIELD GOALS

Lifetime

- 26 Robbie Gould, 12/25/05 - 11/19/06
- 24 Kevin Butler, 10/16/88 - 12/3/89
- 21 Jeff Jaeger, 11/3/96 - 11/16/97

Game (no misses)

- 5 Mac Percival, at PHI, 10/20/68
Roger Leclerc, vs. DET, 12/3/61
- 4 Last: Robbie Gould, at MIN, 12/20/10

Games

- 22 Robbie Gould, 10/23/05 - 11/26/06
- 16 Robbie Gould, 11/11/07 - 11/6/08
Robbie Gould, 12/20/10 - 12/11/11
- 13 Kevin Butler, 9/9 - 12/9/90
Kevin Butler, 11/10/85 - 10/12/86

FIELD GOAL PCT.

Lifetime (25+ attempts)

- 85.6 Robbie Gould, 2005-12 (208-of-243)
- 75.9 Jeff Jaeger, 1996-99 (63-of-83)
- 75.3 Paul Edinger, 2000-04 (110-of-146)

Season (10+)

- 89.7 Robbie Gould, 2008 (26-of-29)
- 88.9 Robbie Gould, 2006 (32-of-36)
- 87.5 Robbie Gould, 2011 (28-of-32)

MISSED FIELD GOAL RETURNS

Touchdowns

- 1 Nathan Vasher, vs. SF, 11/13/05 (108 yards)
- Devin Hester, at NYG, 11/12/06 (108 yards)

TWO-POINT CONVERSIONS (Since 1994)

Lifetime

- 2 Matt Forté, 2008-11
- 1 18 times, Last: Adam Podlesh, 2012

Season (same as "Lifetime")

- 1 20 times, Last: Adam Podlesh, 2012

Game (same as "Lifetime")

SAFETIES

Lifetime

- 3 Steve McMichael, 1981-93

NET YARDS

(Rushes, receptions, & returns)

ATTEMPTS

Lifetime

- 4,368 Walter Payton, 1975-87
- 1,619 Neal Anderson, 1986-93
- 1,579 Rick Casares, 1955-64

Season

- 427 Walter Payton, 1984
- 402 Walter Payton, 1979
- 383 Walter Payton, 1978

Game

- 41 Walter Payton, vs. MIN, 11/20/77;
at BUF, 10/7/79
- 40 James Allen, vs. NE, 12/10/00
Walter Payton, at DAL, 11/26/81
- 39 Walter Payton, vs. SD, 10/25/81

YARDS

Lifetime

- 21,803 Walter Payton, 1975-87
- 9,940 Devin Hester, 2006-12
- 9,435 Gale Sayers, 1965-71

Season

- 2,440 Gale Sayers, 1966
- 2,272 Gale Sayers, 1965
- 2,216 Walter Payton, 1977

Game

- 339 Gale Sayers, vs. MIN, 12/18/66
- 336 Gale Sayers, vs. SF, 12/12/65
- 317 Devin Hester, at DET, 9/30/07

RUSHING

ATTEMPTS

Lifetime

- 3,838 Walter Payton, 1975-87
- 1,515 Neal Anderson, 1986-93
- 1,386 Rick Casares, 1955-64

Season

- 381 Walter Payton, 1984
- 369 Walter Payton, 1979
- 339 Walter Payton, 1977; 1981

INJURED RESERVE

Chicago finished the 2012 season with eight players on the team's Injured Reserve list. The following is a year-by-year breakdown (since 2000) of the number of Bears players to conclude their seasons on Injured Reserve.

2012: 8	2007: 13	2002: 11
2011: 10	2006: 7	2001: 1
2010: 2	2005: 7	2000: 15
2009: 8	2004: 12	
2008: 8	2003: 10	

Game

- 40 Walter Payton, vs. MIN, 11/20/77
- 39 Walter Payton, at BUF, 10/7/79
- 38 Walter Payton, at DAL, 11/26/81

YARDS GAINED**Lifetime**

- 16,726 Walter Payton, 1975-87
- 6,166 Neal Anderson, 1986-93
- 5,657 Rick Casares, 1955-64

Season

- 1,852 Walter Payton, 1977
- 1,684 Walter Payton, 1984
- 1,610 Walter Payton, 1979

Game

- 275 Walter Payton, vs. MIN, 11/20/77
- 205 Matt Forté, vs. CAR, 10/2/11
- Walter Payton, at GB, 10/30/77
- Gale Sayers, at GB, 11/3/68

Long

- 86 Bill Osmanski, (TD) 10/15/39
- 85 Pete Stinchcomb, (TD) 11/20/21
- 82 Beattie Feathers, (TD) 10/10/34

1,000 YARDS**Seasons**

- 10 Walter Payton, 1976-81, 1983-86
- 3 Matt Forté, 2008, 2010, 2012
- Neal Anderson, 1988-90
- 2 Thomas Jones, 2005-06
- Anthony Thomas, 2001, 2003
- Gale Sayers, 1966, 1969

Consecutive seasons

- 6 Walter Payton, 1976-81
- 4 Walter Payton, 1983-86
- 3 Neal Anderson, 1988-90

200-YARD GAMES**Lifetime**

- 2 Walter Payton, 1975-87
- 1 Matt Forté, 2008-12
- Gale Sayers, 1965-71

Season

- 2 Walter Payton, 1977
- 1 Matt Forté, 2011
- Gale Sayers, 1968

100-YARD GAMES**Lifetime**

- 77 Walter Payton, 1975-87
- 20 Gale Sayers, 1965-71
- 15 Matt Forté, 2008-12

Season

- 10 Walter Payton, 1977, 1985
- 9 Walter Payton, 1979, 1984
- 8 Walter Payton, 1980

Consecutive games

- 10 Walter Payton, 10/13-12/8/85
- 6 Walter Payton, 9/9-10/14/84
- 5 Walter Payton, 11/13-12/11/77

AVERAGE GAIN**Lifetime (250+ attempts)**

- 6.6 Bobby Douglass, 1969-75
- 5.8 Beattie Feathers, 1934-37
- 5.0 Gale Sayers, 1965-71

Season (100+)

- *8.4 Beattie Feathers, 1934
- 6.9 Bobby Douglass, 1972
- 6.2 Gale Sayers, 1968

Game (10+)

- 11.8 Joe Maniaci, at PIT, 10/2/39
- 11.6 Gale Sayers, vs. MIN, 12/18/66
- 11.2 Rick Casares, vs. DET, 12/16/56

TOUCHDOWNS**Lifetime**

- 110 Walter Payton, 1975-87
- 51 Neal Anderson, 1986-93
- 49 Rick Casares, 1955-64

Season

- 14 Walter Payton, 1977; 1979
- Gale Sayers, 1965
- 13 Walter Payton, 1976
- 12 Neal Anderson, 1988
- Rick Casares, 1956

Game

- 4 Bobby Douglass, at GB, 11/4/73
- Gale Sayers, vs. SF, 12/12/65
- Rick Casares, vs. PIT, 12/6/59 at SF, 10/28/56
- 3 Last: Rashaan Salaam, vs. TB, 12/17/95

Consecutive games

- 7 Walter Payton, 10/3-11/14/76
- Gale Sayers, 10/26-12/6/69
- 6 Gale Sayers, 11/14-12/19/65
- Rick Casares, 11/1-12/6/59
- Johnny Lujack, 10/1-11/12/50
- Beattie Feathers, 9/30-10/28/34
- 5 Last: Neal Anderson, 10/7-11/11/90

* NFL Record

† Tied NFL Record



PASSING

QB RATING

Lifetime (400+ attempts)

81.9	Jay Cutler, 2009-12
80.7	Erik Kramer, 1994-98
80.4	Jim McMahon, 1982-88

Season (100+ attempts)

107.8	Sid Luckman, 1943
97.8	Jim McMahon, 1984
95.5	Sid Luckman, 1941

ATTEMPTS

Lifetime


1,759	Jim Harbaugh, 1987-93
1,744	Sid Luckman, 1939-50
1,735	Jay Cutler, 2009-12

Season

555	Jay Cutler, 2009
522	Erik Kramer, 1995
480	Rex Grossman, 2006

Game

60	Erik Kramer, vs. NYJ, 11/16/97
57	Bill Wade, at WAS, 10/25/64
52	Jay Cutler, at SF, 11/12/09
	Brian Griese, at DET, 9/30/07
	Johnny Lujack, at NYG, 10/23/49



Jim Harbaugh

COMPLETIONS

Lifetime

1,034	Jay Cutler, 2009-12
1,023	Jim Harbaugh, 1987-93
913	Erik Kramer, 1994-98

Season

336	Jay Cutler, 2009
315	Erik Kramer, 1995
275	Erik Kramer, 1997
	Jim Harbaugh, 1991

Game

34	Brian Griese, at DET, 9/30/07
	Jim Miller, vs. MIN, 11/14/99
33	Bill Wade, at WAS, 10/25/64
32	Erik Kramer, vs. NYJ, 11/16/97
	Erik Kramer, at MIA, 10/27/97

Consecutive

15	Shane Matthews, vs. NE, 12/10/00
14	Steve Walsh, at MIN, 12/1/94
13	Jim Harbaugh, at GB, 10/23/92
	Rudy Bukich, 11/22-11/26/64

Long

98	Bill Wade, at DET, 10/8/61 (TD to Farrington)
93	Jack Concannon, vs. StL Cards, 11/19/67
	(TD to Gordon)
91	Ed Brown, vs. SF, 10/16/60 (TD to Dewveall)

COMPLETION PERCENTAGE

Lifetime (300+ completions)

61.1	Shane Matthews, 1996, 99-01 (366 of 599)
59.6	Jay Cutler, 2009-12 (1,034 of 1,735)
58.6	Erik Kramer, 1994-98 (913 of 1,557)

Season (75+ completions)

65.1	Shane Matthews, 2001 (84 of 129)
64.0	Chris Chandler, 2002 (103 of 161)
63.2	Jim Miller, 1999 (110 of 174)

Game (10+ completions)

86.7	Bob Williams, vs. DAL, 10/12/52 (13 of 15)
83.3	Bill Wade, vs. BAL, 11/8/64 (10 of 12)
	Ed Brown, at DET, 11/20/55 (15 of 18)
	Gene Ronzani, vs. DET, 10/22/44 (10 of 12)

YARDS

Lifetime

14,686	Sid Luckman, 1939-50
12,292	Jay Cutler, 2009-12
11,567	Jim Harbaugh, 1987-93

Season

3,838	Erik Kramer, 1995
3,666	Jay Cutler, 2009
3,274	Jay Cutler, 2010

Game

468	Johnny Lujack, vs. Chi. Cards, 12/11/49
466	Bill Wade, at DAL, 11/18/62
433	Sid Luckman, at NYG, 11/14/43

* NFL Record

† Tied NFL Record

300-YARD GAMES**Lifetime**

- 9 Bill Wade, 1961-66
- 7 Erik Kramer, 1994-98
- Jay Cutler, 2009-12

Season

- 4 Bill Wade, 1962
- 3 Jay Cutler, 2009
- Erik Kramer, 1995
- Bill Wade, 1961

Consecutive games

- 2 Jay Cutler, 11/8-11/12/09
- Brian Griese, 10/14-10/21/07
- Jim Miller, 11/14-11/21/99
- Bill Wade, 10/14-10/21/62; 11/18-11/25/62
- George Blanda, 10/17-10/24/54
- Sid Luckman, 10/12-10/19/47

TOUCHDOWN PASSES**Lifetime**

- 137 Sid Luckman, 1939-50
- 82 Jay Cutler, 2009-12
- 68 Bill Wade, 1961-66

Season

- 29 Erik Kramer, 1995
- 28 Sid Luckman, 1943
- 27 Jay Cutler, 2009

Game

- [†]7 Sid Luckman, at NYG, 11/14/43
- 6 Johnny Lujack, vs. Chi. Cards, 12/11/49
- 5 Ray Buivid, vs. Chi. Cards, 12/5/37

Consecutive games

- 19 Sid Luckman, 11/22/42-11/26/44
- 14 Sid Luckman, 10/12/47-10/17/48

PASSES INTERCEPTED**Lifetime**

- 132 Sid Luckman, 1939-50
- 88 Ed Brown, 1954-61
- 70 George Blanda, 1949-58

Season

- 31 Sid Luckman, 1947
- 26 Jay Cutler, 2009
- 24 Bill Wade, 1962
- George Blanda, 1953

Game

- 7 Edmund (Zeke) Bratkowski, at BAL, 10/2/60
- 5 Last: Jay Cutler, at SF, 11/12/09

* NFL Record

[†] Tied NFL Record**PASSES NOT INTERCEPTED****Consecutive**

- 205 Kyle Orton, 9/28-11/30/08
- 174 Erik Kramer, 11/19-12/24/95
- 173 Jim Harbaugh, 10/28-12/9/90

Game

- 50 Erik Kramer, at MIA, 10/27/97
- 47 Jim Miller, vs. GB, 11/11/01
- 46 Rex Grossman, vs. NYG, 12/2/07
- Bill Wade, vs. LA Rams, 10/11/64

LOWEST INTERCEPTION PCT.**Lifetime (400+ attempts)**

- 2.69 Jim Miller, 1998-2002 (26 int, 965 att)
- 2.89 Erik Kramer, 1994-98 (45 int, 1,557 att)
- 2.95 Kyle Orton, 2005-08 (27 int, 913 att)

Season (100+)

- 1.40 Jim McMahon, 1984 (2 int, 143 att)
- 1.90 Chad Hutchinson, 2004 (3 int, 161 att)
- 1.91 Erik Kramer, 1995 (10 int, 522 att)

AVERAGE GAIN PER ATTEMPT**Lifetime (400+ passes)**

- 8.42 Sid Luckman, 1939-50
- 8.23 Bernie Masterson, 1934-40
- 7.79 Johnny Lujack, 1948-51

Season (100+)

- 10.860 Sid Luckman, 1943
- 9.924 Sid Luckman, 1941
- 9.923 Ed Brown, 1956

Game (10+)

- 17.1 Charlie O'Rourke, at DET, 11/22/42
- 16.9 Sid Luckman, at Cle. Rams, 10/5/41
- 16.7 Gene Ronzani, vs. DET, 10/22/44

RECEIVING**RECEPTIONS****Lifetime**

- 492 Walter Payton, 1975-87
- 356 Johnny Morris, 1958-67
- 329 Marty Booker, 1999-2003; 2008
- Curtis Conway, 1993-99

Season

- 118 Brandon Marshall, 2012
- 100 Marty Booker, 2001
- 97 Marty Booker, 2002

Game

- 14 Jim Keane, at NYG, 10/23/49
- 13 Bobby Engram, at STL, 12/26/99
- Mike Ditka, at WAS, 10/25/64
- 12 Brandon Marshall, vs. MIN, 11/25/12
- Brandon Marshall, at JAX, 10/7/12
- Marty Booker, vs. GB, 10/7/02



CHICAGO BEARS INDIVIDUAL RECORDS

Consecutive Games

- 60 Marty Booker, 9/24/00 - 12/28/03; 9/7-9/21/08
- 57 Bobby Engram, 10/6/96 - 9/17/00
- 49 Mike Ditka, 12/3/61 - 10/10/65

YARDS

Lifetime

- 5,059 Johnny Morris, 1958-67
- 4,616 Harlon Hill, 1954-61
- 4,538 Walter Payton, 1975-87

Season

- 1,508 Brandon Marshall, 2012
- 1,400 Marcus Robinson, 1999
- 1,301 Jeff Graham, 1995

Game

- 214 Harlon Hill, at SF, 10/31/54
- 201 Johnny Morris, at DAL, 11/18/62
- 198 Marty Booker, vs. MIN, 9/8/02
- Harlon Hill, vs. BAL, 10/21/56

Long

- 98 John Farrington (TD), 10/8/61
- 93 Dick Gordon (TD), 11/19/67
- 91 Willard Dewveall (TD), 10/16/60

1,000 YARDS

Seasons

- 2 Marty Booker, 2001-02
- Curtis Conway, 1995-96
- Harlon Hill, 1954, 1956
- 1 Last: Brandon Marshall, 2012

100-YARD GAMES

Lifetime

- 19 Harlon Hill, 1954-61
- 15 Johnny Morris, 1958-67
- 14 Mike Ditka, 1961-66

Season

- 7 Brandon Marshall, 2012
- Jeff Graham, 1995
- Harlon Hill, 1954
- Ken Kavanaugh, 1947
- 6 Johnny Morris, 1964
- Harlon Hill, 1956
- 5 Marcus Robinson, 1999
- Mike Ditka, 1961

Consecutive games

- 3 Jeff Graham, 11/5-11/19/95
- Harlon Hill, 11/11-11/25/56
- 2 Last: Brandon Marshall, 12/2-12/9/12

AVERAGE GAIN

Lifetime (100+ attempts)

- 22.4 Ken Kavanaugh, 1940-41, 45-50
- 21.7 Ray (Scooter) McLean, 1940-47
- 20.4 Harlon Hill, 1954-61

Season (30+)

- 25.6 Ken Kavanaugh, 1947
- 25.0 Harlon Hill, 1954
- 24.0 Harlon Hill, 1956

Game (4+)

- 44.8 Dick Gordon, vs. StL Cards, 11/19/67
- 41.0 Ricky Proehl, at DET, 11/27/97
- 37.5 Gene Schroeder, vs. Chi. Cards, 12/16/51

TOUCHDOWNS

Lifetime

- 50 Ken Kavanaugh, 1940-41, 45-50
- 40 Harlon Hill, 1954-61
- 35 Dick Gordon, 1965-71

Season

- 13 Dick Gordon, 1970
- Ken Kavanaugh, 1947
- 12 Curtis Conway, 1995
- Mike Ditka, 1961
- Harlon Hill, 1954

Game

- 4 Mike Ditka, at L.A. Rams, 10/13/63
- Harlon Hill, at SF, 10/31/54
- 3 Last: Brandon Marshall, at TEN, 11/4/12

Consecutive games

- 7 Curtis Conway, 9/24-11/12/95
- Ken Kavanaugh, 11/2-12/14/47
- 5 Dennis McKinnon, 9/8-10/5/85
- Mike Ditka, 10/22-11/19/61

INTERCEPTIONS

INTERCEPTIONS BY

Lifetime

- 38 Gary Fencik, 1976-87
- 37 Richie Petitbon, 1959-68
- 33 Charles Tillman, 2003-12

Season

- 10 Mark Carrier, 1990
- 9 Tim Jennings, 2012
- Roosevelt Taylor, 1963
- 8 Nathan Vasher, 2005
- Vestee Jackson, 1988
- Richie Petitbon, 1963
- Johnny Lujack, 1948
- Clyde (Bulldog) Turner, 1942

* NFL Record

† Tied NFL Record

Game

- 3 Mark Carrier, at WAS, 12/9/90
 Ross Brupbacher, vs. DEN, 12/12/76
 Curtis Gentry, vs. StL Cards, 11/19/67
 Richie Petitbon, at GB, 9/24/67
 Johnny Lujack, at GB, 9/26/48
 Bob Margarita, vs. DET, 11/11/45
- 2 Last: Tim Jennings, vs. HOU, 11/11/12

Consecutive games

- 4 Last: Tim Jennings, 1/1-9/23/12

YARDS RETURNED**Lifetime**

- 643 Richie Petitbon, 1959-68
 606 Charles Tillman, 2003-12
 485 Bennie McRae, 1962-70

Season


- 212 Richie Petitbon, 1962
 182 JC Caroline, 1956
 177 Nathan Vasher, 2004

Game

- 101 Richie Petitbon, vs. LA Rams, 12/9/62 (TD)
 96 Roosevelt Taylor, at PHI, 10/20/68 (TD)
 Clyde (Bulldog) Turner, at WAS, 10/26/47 (TD)
 95 Charles Tillman, vs. GB, 12/4/05

Long

(Same as "Game")



Richie Petitbon

TOUCHDOWNS**Lifetime**

- 8 Charles Tillman, 2003-12
 5 Lance Briggs, 2003-12
 4 Mike Brown, 2000-07
 Bennie McRae, 1962-70

Season

- 3 Charles Tillman, 2012
 2 Last: Lance Briggs, 2012

Game

- 1 Last: Charles Tillman, at ARZ, 12/23/12

PUNTING**PUNTS****Lifetime**

- 884 Bob Parsons, 1972-83
 878 Brad Maynard, 2001-10
 833 Bobby Joe Green, 1962-73

Season

- [†]114 Bob Parsons, 1981
 108 Brad Maynard, 2004
 99 Bob Parsons, 1976

Game

- 14 Keith Molesworth, 12/10/33
 12 Todd Sauerbrun, 10/5/97
 11 Last: Adam Podlesh, 12/11/11

YARDS**Lifetime**

- 36,781 Brad Maynard, 2001-10
 35,057 Bobby Joe Green, 1962-73
 34,180 Bob Parsons, 1972-83

Season

- 4,638 Brad Maynard, 2004
 4,531 Bob Parsons, 1981
 4,059 Todd Sauerbrun, 1997

Game

- 526 Adam Podlesh, at DEN, 12/11/11
 524 Todd Sauerbrun, vs. NO, 10/5/97
 517 Keith Molesworth, vs. GB, 12/10/33

Long

- 94 Joe Lintzenich, vs. NYG, 11/15/31
 87 Dave Finzer, vs. NO, 10/7/84
 81 Bob Parsons, vs. NE, 12/5/82

GROSS AVERAGE**Lifetime (75+ punts)**

- 44.5 George Gulyanics, 1947-52
 43.0 Adam Podlesh, 2011-12
 42.2 Todd Sauerbrun, 1995-98



CHICAGO BEARS INDIVIDUAL RECORDS

Season (30+)

- 46.5 Bobby Joe Green, 1963
- 44.8 Todd Sauerbrun, 1996
- 44.5 Bobby Joe Green, 1964

Game (4+)

- 57.3 Fred Morrison, vs. LA Rams, 11/16/52
- 54.6 Maury Buford, vs. GB, 10/21/85
- 54.0 Maury Buford, at TB, 10/6/85

INSIDE 20

Lifetime

- 284 Brad Maynard, 2001-10
- 158 Bob Parsons, 1972-83
- 94 Maury Buford, 1985-86; 89-91

Season

- 40 Brad Maynard, 2008
- 36 Brad Maynard, 2001
- 34 Adam Podlesh, 2012
- Brad Maynard, 2004

Game

- 6 Brad Maynard, at GB, 12/9/01
- 5 Brad Maynard, at MIN, 11/30/08
- Brad Maynard, vs. TB, 12/17/06
- Bob Parsons, at HOU, 11/6/77

HAD BLOCKED

Lifetime

- 5 Ed Brown, 1954-61
- Bob Parsons, 1972-83
- Maury Buford, 1985-86; 89-91
- 4 Fred (Curley) Morrison, 1950-53

Season

- 2 Brad Maynard, 2003

Game

- 2 Jon Kilgore, at LA Rams, 12/8/68
- Ray Stachowicz, at MIN, 12/11/83
- 1 Last: Brad Maynard, at MIN, 1/1/06

PUNT RETURNS

RETURNS

Lifetime

- 246 Devin Hester, 2006-12
- 127 Dennis McKinnon, 1983-85; 87-89
- 123 Jeff Fisher, 1981-84

Season

- 58 Jeff Fisher, 1984
- 57 Lew Barnes, 1986
- 47 Devin Hester, 2006

Game

- 8 Jeff Fisher, at DET, 12/16/84
- 7 R.W. McQuarters, vs. WAS, 10/17/04
- Dennis McKinnon, at GB, 12/4/83
- Steve Schubert, at TB, 12/4/77

Ron Smith, at CLE, 10/15/72

George McAfee, vs. GB, 10/15/50

6 Last: Devin Hester, at OAK, 11/11/07

YARDS

Lifetime

- 2,985 Devin Hester, 2006-12
- 1,431 George McAfee, 1940-41; 45-50
- 1,171 Dennis McKinnon, 1983-85; 87-89

Season

- 651 Devin Hester, 2007
- 600 Devin Hester, 2006
- 564 Devin Hester, 2010

Game

- 152 Devin Hester, at ARZ, 10/16/06
- 143 Devin Hester, vs. KC, 9/16/07
- 134 Gale Sayers, vs. SF, 12/12/65
- Dennis McKinnon, vs. NYG, 9/14/87

Long

- 95 Johnny Bailey (TD), vs. KC, 12/29/90
- 94 Dennis McKinnon (TD), vs. NYG, 9/14/87
- 93 Glyn Milburn (TD), at TB, 9/20/98



Dennis McKinnon

AVERAGE

Lifetime (50+ returns)

- *12.8 George McAfee, 1940-41; 45-50
- 12.1 Devin Hester, 2006-12
- 11.3 J.R. Boone, 1948-51

Season (15+ returns)

- 17.1 Devin Hester, 2010
- 16.2 Devin Hester, 2011
- 15.5 Devin Hester, 2007

Game (3+)

- 40.7 Devin Hester, vs. DET, 11/13/11
 36.0 George McAfee, vs. LA Rams, 10/10/48
 34.0 Ray (Scooter) McLean, vs. Chi. Cards 10/11/42

TOUCHDOWNS**Lifetime**

- *12 Devin Hester, 2006-12
 3 Dennis McKinnon, 1983-85; 87-89
 Steve Schubert, 1975-79
 Ray (Scooter) McLean, 1940-47
 2 R.W. McQuarters, 2000-04
 Gale Sayers, 1965-71
 George McAfee, 1940-41; 45-50

Season

- †4 Devin Hester, 2007
 3 Devin Hester, 2010
 Devin Hester, 2006
 2 Devin Hester, 2011
 Dennis McKinnon, 1987

Game

- 1 Last: Devin Hester, vs. DET, 11/13/11

FAIR CATCHES**Lifetime**

- 68 Devin Hester, 2006-12
 66 Glyn Milburn, 1998-2001
 47 Steve Schubert, 1975-79

Season

- 26 Glyn Milburn, 2000
 21 Steve Schubert, 1978
 20 Terry Obee, 1993
 Jeff Fisher, 1981

Game

- 6 Bobby Engram, vs. MIN, 9/15/96
 5 Last: Devin Hester, at DEN, 12/11/11
 4 Last: Terry Obee, vs. MIN, 10/25/93

KICKOFF RETURNS**RETURNS****Lifetime**

- 192 Glyn Milburn, 1998-2001
 Dennis Gentry, 1982-92
 170 Devin Hester, 2006-12
 119 Jerry Azumah, 1999-2005

Season

- 63 Glyn Milburn, 2000
 62 Glyn Milburn, 1998
 61 Glyn Milburn, 1999

Game

- 9 Ahmad Merritt, at SF, 9/7/03
 8 Brian Baschnagel, at HOU, 11/6/77
 7 Last: Johnny Knox, at CIN, 10/25/09

YARDS**Lifetime**

- 4,596 Glyn Milburn, 1998-2001
 4,353 Dennis Gentry, 1982-92
 4,068 Devin Hester, 2006-12

Season

- 1,550 Glyn Milburn, 1998
 1,468 Glyn Milburn, 2000
 1,426 Glyn Milburn, 1999

Game

- 225 Devin Hester, at STL, 12/11/06
 221 Nate Lewis, at MIN, 12/1/94
 219 Devin Hester, at DET, 9/30/07

Long

- 103 Gale Sayers, at PIT, 9/17/67 (TD)
 102 Johnny Knox, vs. DET, 10/4/09 (TD)
 100 Don Bingham, vs. LA Rams, 11/18/56 (TD)

AVERAGE**Lifetime (50+ returns)**

- *30.6 Gale Sayers, 1965-71
 26.8 Danieal Manning, 2006-10
 26.6 Ron Smith, 1965; 70-72

Season (1+ per game)

- 37.7 Gale Sayers, 1967
 32.7 Cecil Turner, 1970
 31.7 Walter Payton, 1975

Game (3+)

- 56.3 Devin Hester, at STL, 12/11/06
 52.0 Cecil Turner, at NYG, 9/19/70
 48.7 Dick Gordon, at LA Rams, 9/16/66

TOUCHDOWNS**Lifetime**

- †6 Gale Sayers, 1965-71
 5 Devin Hester, 2006-12
 4 Cecil Turner, 1968-73

Season

- †4 Cecil Turner, 1970
 3 Gale Sayers, 1967
 2 Last: Devin Hester, 2007

Game

- †2 Devin Hester, at STL, 12/11/06
 1 Last: Devin Hester, vs. MIN, 10/16/11

COMBINED RETURNS**RETURNS****Season**

- 98 Glyn Milburn, 2000, p-35, k-63
 91 Glyn Milburn, 1999, p-30, k-61
 87 Glyn Milburn, 1998, p-25, k-62



CHICAGO BEARS INDIVIDUAL RECORDS

YARDS

Lifetime

- 7,053 Devin Hester, 2006-12, p-2,985, k-4,068
- 5,566 Glyn Milburn, 1998-2001, p-970, k-4,596
- 4,477 Dennis Gentry, 1982-92, p-124, k-4,353

Season

- 1,841 Glyn Milburn, 1999, p-291, k-1,550
- 1,772 Glyn Milburn, 1998, p-346, k-1,426
- 1,768 Glyn Milburn, 2000, p-300, k-1,468

Game

- 314 Devin Hester, at DET, 9/30/07, p-95, k-219
- 246 Devin Hester, at STL, 12/11/06, p-21, k-225
- 232 Devin Hester, vs. DEN, 11/25/07, p-81, k-151

TOUCHDOWNS

Lifetime

- *17 Devin Hester, 2006-12, p-12, k-5
- 8 Gale Sayers, 1965-71, p-2, k-6
- 4 Cecil Turner, 1968-73, p-0, k-4

Season

- *6 Devin Hester, 2007, p-4, k-2
- 5 Devin Hester, 2006, p-3, k-2
- 4 Cecil Turner, 1970, k-4
- Gale Sayers, 1967, p-1, k-3

Game

- [†]2 Devin Hester, vs. DEN, 11/25/07
- Devin Hester, at STL, 12/11/06

FUMBLES

FUMBLES

Lifetime

- 85 Walter Payton, 1975-87
- 38 Jim Harbaugh, 1987-93
- 35 Rick Casares, 1955-64

Season

- 15 Jim Harbaugh, 1993
- 14 Gary Huff, 1974
- 13 Carl Garrett, 1973

Game

- 4 Last: Rusty Lisch, vs. GB, 12/9/84
- 3 Last: Jay Cutler, at NYG, 10/3/10

OWN RECOVERED

Lifetime

- 18 Walter Payton, 1975-87
- 13 Gale Sayers, 1965-71
- 12 Devin Hester, 2006-12

Season

- 7 Gary Huff, 1974
- 6 Jack Concannon, 1970
- 5 Jay Cutler, 2009
- Bobby Douglass, 1972

Game

- 3 Gary Huff, vs. DET, 9/15/74

OPPONENTS' RECOVERED

Lifetime

- 25 Dick Butkus, 1965-73
- 22 Joe Fortunato, 1955-66
- 17 Mike Hartenstine, 1975-86

Season

- 6 Dick Butkus, 1965
- 5 Ed O'Bradovich, 1962
- 4 Last: Julius Peppers & Kelvin Hayden, 2012

Game

- [†]3 John Thierry, vs. HOU, 10/22/95
- Virgil Livers, at MIN, 10/5/75
- 2 Last: Kelvin Hayden, at TEN, 11/4/12

YARDS RETURNED OWN FUMBLES

Lifetime

- 36 John Adams, 1959-62
- 24 Ike Hill, 1973-74
- 22 Ron Bull, 1962-70

Season

- 36 John Adams, 1961 (11/19)
- 24 Ike Hill, 1973 (11/12)
- 21 Ron Bull, 1962 (11/4)

Game

(Same as "Season")

Long

(Same as "Season")

YARDS RETURNED OPPONENTS' FUMBLES

Lifetime

- 221 Mike Brown, 2000-08
- 191 Brian Urlacher, 2000-12
- 128 Charlie Sumner, 1955; 58-60

Season

- 101 Brian Urlacher, 2001
- Charlie Sumner, 1958
- 98 George Halas, 1923

Game

- 98 George Halas, (TD) vs. Oorang, 11/4/23
- 95 Mike Brown, (TD) at GB, 9/19/04
- 90 Brian Urlacher, (TD) at ATL, 11/7/01

Long

(Same as "Game")

TOUCHDOWNS OWN FUMBLES

Lifetime

- [†]2 Ken Kavanaugh, 1940-41; 45-50
- Mike Ditka, 1961-66

Season

- 1 Last: Edwin Williams, 2011

Game

- 1 Last: Edwin Williams, at GB 12/25/11

TOUCHDOWNS OPPONENTS' FUMBLES

Lifetime

- 3 Mike Brown, 2000-08
- 2 Brian Urlacher, 2000-12
- Fred Evans, 1948
- Ed Sprinkle, 1944-55
- Zach Bowman, 2008-12

Season

- *2 Fred Evans, 1948

Game

- *2 Fred Evans, vs. WAS, 11/28/48
- 1 Last: Israel Idonije, vs. SEA, 12/18/11

SACKS

(Since 1970)

Lifetime

- 124.5 Richard Dent, 1983-93; 95
- 92.5 Steve McMichael, 1981-93
- 82.0 Dan Hampton, 1979-90

Season

- 17.5 Richard Dent, 1984 (16 games)
- 17.0 Richard Dent, 1985 (16 games)
- 15.0 Jim Osborne, 1976 (14 games)

Game

- 4.5 Richard Dent, vs. LA Raid, 11/4/84; at LA Raid, 12/27/87
- 4.0 Jim Osborne, vs. MIN, 9/23/73
- Alex Brown, at NYG, 11/7/04

Consecutive games (at least .5 sack)

- 8 Rosevelt Colvin, 12/23/01-10/7/02
- 7 Alonzo Spellman, 12/1/94-9/17/95
- 6 Steve McMichael, 10/29-12/3/89

TAKEAWAYS

(Int & Opp. Fumbles Recovered)

Lifetime

- 50 Gary Fencik, 1976-87 (38 int, 12 fum)
- 47 Dick Butkus, 1965-73 (22 int, 25 fum)
- 44 Richie Petitbon, 1959-68 (37 int, 7 fum)

Season

- 12 Mark Carrier, 1990 (10 int, 2 fum)
- Roosevelt Taylor, 1963 (9 int, 3 fum)
- 11 Dick Butkus, 1965 (5 int, 6 fum)

Game

- 4 Bill George, vs. DET, 12/3/61 (2 int, 2 fum)
- 3 Last: John Thierry, vs. HOU, 10/22/95 (3 fum)



Richard Dent

SHUTOUTS

The Bears have been involved in 192 shutouts in their 93-year history. Chicago has won 118 of the shutouts and lost 57, while 17 of the blankings resulted in a 0-0 tie (all before 1933). The last shutout the Bears were a part of was a 16-0 win at Miami (11/18/10) during the 2010 season. Previously, the last time the Bears shut out an opponent was during the 2006 season, a 10-0 win at the New York Jets (11/19/06). The Bears were last shut out in the final game of the 2002 season, a 15-0 loss to Tampa Bay (12/29/02), a span of 166 games (includes six postseason games).

By Month:

September	11-12-4
October	43-15-4
November	45-14-4
December	17-15-5
January	2-1-0
TOTAL	118-57-17

At home:	67-23-10
On the road:	51-34-7

By Decade:

1920-29	48-15-13
1930-39	25-10-4
1940-49	12-2-0
1950-59	2-1-0
1960-69	5-11-0
1970-79	7-11-0
1980-89	10-4-0
1990-99	4-0-0
2000-09	4-3-0
2010-12	1-0-0
TOTAL	118-57-17

The above breakdowns include playoff games; the Bears are 4-1 in postseason shutouts.



CHICAGO BEARS OPPONENT'S INDIVIDUAL RECORDS

SCORING

Points

- *40 Ernie Nevers, at Chi. Cards, 11/28/29
- 36 Dub Jones, at CLE, 11/25/51
- 24 Jim Taylor, vs. GB, 11/4/62
- Lenny Moore, at BAL, 10/4/58

Touchdowns

- †6 Dub Jones, at CLE, 11/25/51
- Ernie Nevers, at Chi. Cards, 11/28/29
- 4 Jim Taylor, vs. GB, 11/4/62
- Lenny Moore, at BAL, 10/4/58

Field goals

- 6 Sebastian Janikowski, at OAK, 11/27/11
- 5 Last: Justin Medlock, vs. CAR, 10/28/12
- 4 Last: David Akers, vs. PHI, 11/28/10

Field goal attempts

- 7 Mike Clark, vs. DAL, 11/24/68
- 6 Last: Sebastian Janikowski, at OAK, 11/27/11
- 5 Last: Justin Medlock, vs. CAR, 10/28/12

Long field goal

- 60 Morten Andersen, at NO, 10/27/91
- 59 Matt Prater, at DEN, 12/11/11
- 57 Adam Vinatieri, vs. NE, 11/10/02

RUSHING

Attempts

- 39 Jerome Bettis, at LA Rams, 1/2/94
- 37 Cedric Benson, at CIN, 10/25/09
- 36 Edgerrin James, at ARZ, 10/16/06
- Clinton Portis, vs. WAS, 10/17/04

Yards

- 224 Adrian Peterson, vs. MIN, 10/14/07
- 216 Ricky Williams, at MIA, 12/9/02
- 206 Earl Campbell, vs. HOU, 11/16/80

Touchdowns

- †6 Ernie Nevers, at Chi. Cards, 11/28/29
- 4 Jim Taylor, vs. GB, 11/4/62
- Dub Jones, at CLE, 11/25/51
- 3 Last: Adrian Peterson, vs. MIN, 10/14/07

Long

- 97 Bobby Gage, vs. PIT, 12/4/49 (TD)
- 90 Johnny Johnson, at NYJ, 9/25/94
- 88 Jahvid Best, at DET, 10/10/11 (TD)

PASSING

Attempts

- 67 Brian Griese, vs. TB, 9/21/08
- 63 Matthew Stafford, vs. DET, 11/13/11
- 62 Randall Cunningham, vs. PHI, 10/2/89

Completions

- 40 Brad Johnson, at TB, 11/18/01
- 38 Brian Griese, vs. TB, 9/21/08
- 36 Tom Brady, vs. NE, 11/10/02
- Jeff Garcia, at SF, 12/17/00
- Brett Favre, vs. GB, 12/5/93

Yards

- 509 Vince Ferragamo, at LA Rams, 12/26/82
- 436 Tommy Kramer, at MIN, 9/19/85
- 407 Brian Griese, vs. TB, 9/21/08

Touchdowns

- 5 Aaron Rodgers, at GB, 12/25/11
- Kurt Warner, vs. ARZ, 11/8/09
- Carson Palmer, at CIN, 10/25/09
- Brett Favre, at GB, 11/12/95
- Tommy Kramer, at MIN, 11/28/82
- Steve Spurrier, vs. SF, 11/19/72
- 4 Last: P. Manning, vs. IND, 11/21/04

* NFL Record

† Tied NFL Record

LONGEST PLAYS AT SOLDIER FIELD

(Bears moved from Wrigley Field after the 1970 season and played in Champaign in 2002.)

RUN

- Bears** - 80 Neal Anderson, vs GB, 11/27/88
- Opp.** - 73 Adrian Peterson, MIN, 10/14/07

PASS

- Bears** - 89 Jay Cutler, vs. DET, 9/12/10
- Vince Evans, vs. MIN, 9/21/80
- Opp.** - 99† Brett Favre, GB, 9/11/95

CATCH

- Bears** - 89 Matt Forté, vs. DET, 9/12/10
- Rickey Watts, vs. MIN, 9/21/80
- Opp.** - 99† Robert Brooks, GB, 9/11/95

PUNT

- Bears** - 87 Dave Finzer, vs. NO, 10/7/84
- Opp.** - 75 Harold Alexander, ATL, 10/3/93

† Tied NFL Record

* NFL record

PUNT RETURN

- Bears** - 95 Johnny Bailey, vs KC, 12/29/90
- Opp.** - 77 Lee Nelson, StL Cards, 12/16/79

KICKOFF RETURN

- Bears** - 102 Johnny Knox, vs DET, 10/4/09
- Opp.** - 97 Del Rodgers, GB, 12/9/84

INTERCEPTION RETURN

- Bears** - 95 Charles Tillman, vs. GB, 12/4/05
- Opp.** - 99 Rick Sanford, NE, 12/5/82

FIELD GOAL

- Bears** - 55 Kevin Butler, vs MIN, 10/25/93
- Opp.** - 52 Fred Cox, MIN, 10/27/75
- Jason Hanson, DET, 10/28/07

MISSED FIELD GOAL RETURNED

- Bears** - 108 Nathan Vasher, vs SF, 11/13/05
- Opp.** - Never

OPPONENT'S INDIVIDUAL RECORDS

Interceptions

- 5 Last: Tony Romo, at DAL, 10/1/12
4 Last: Matthew Stafford, vs. DET, 11/13/11

Consecutive completions

- 12 Brad Johnson, at MIN, 1/1/06
Jim Hart, at STL Cards, 9/25/77

Long

- [†]99 Gus Frerotte, at MIN, 11/30/08 (TD)
Brett Favre, vs. GB, 9/11/95 (TD)
Sonny Jurgensen, vs. WAS, 9/15/68 (TD)
98 Charlie Batch, vs. DET, 10/4/98 (TD)
97 Bernie Kosar, at CLE, 10/23/89 (TD)
Pat Coffee, vs. Chi. Cards, 12/5/37 (TD)

Times sacked

- 11 Archie Manning, vs. MIN, 10/28/84
10 Guido Merkins, at PHI, 10/4/87
9 Fran Tarkenton, vs. MIN, 12/17/61

RECEIVING

Receptions

- 20 Terrell Owens, at SF, 12/17/00
14 Steve Smith, vs. CAR, 11/20/05
Herman Moore, at DET, 12/4/95
13 Jason Witten, at DAL, 10/1/12
Bob Anderson, at DEN, 9/30/73

Yards

- 283 Terrell Owens, at SF, 12/17/00
225 Bernie Casey, vs. SF, 11/13/66
204 Marshall Faulk, at STL, 12/26/99
Randy Moss, vs. MIN, 11/14/99

Touchdowns

- 3 Last: James Jones, vs. GB, 12/16/12

Long

- [†]99 Bernard Berrian, at MIN, 11/30/08 (TD)
Robert Brooks, vs. GB, 9/11/95 (TD)
Gerry Allen, vs. WAS, 9/15/68 (TD)
98 Johnnie Morton, vs. DET, 10/4/98 (TD)
97 Webster Slaughter, at CLE, 10/23/89 (TD)
Gaynell Tinsley, vs. Chi. Cards, 12/5/37 (TD)

INTERCEPTIONS

Interceptions

- 4 DeAngelo Hall, vs. WAS, 10/24/10
3 Last: Kurt Schulz, vs. DET, 9/24/00

Yards

- 167 Dick Jauron, vs. DET, 11/18/73
121 Milt Davis, vs. BAL, 11/17/57
115 Bernie Parrish, at CLE, 12/11/60

Touchdowns

- [†]2 Bobby Franklin, at CLE, 12/11/60

Long

- 102 Bob Smith, at DET, 11/24/49 (TD)
99 Rick Sanford, vs. NE, 12/5/82 (TD)
98 Darryll Lewis, vs. HOU, 10/22/95 (TD)

PUNTING

Punts

- 14 Dick Nesbitt, vs. Chi. Cards, 11/30/33
11 Last: Dustin Colquitt, vs. KC, 12/4/11

Average

- *61.8 Bob Cifers, vs. DET, 11/24/46
57.5 Craig Hentrich, at TEN, 10/25/98
55.8 Sammy Baugh, at WAS, 11/17/40

Long

- 84 Doug Russell, vs. Chi. Cards, 9/11/38
80 Shane Lechler, at OAK, 11/27/11
79 Tommy Davis, at SF, 11/19/61

PUNT RETURNS

Returns

- 8 Quan Cosby, at DEN, 12/11/11
7 Mark Jones, vs. TB, 12/17/06
Nate Jacquet, at MIN, 11/25/01
Danny Reece, at TB, 12/2/79

Yards

- 122 Hugh McElhenny, vs. SF, 10/19/52
118 Jon Arnett, at LA Rams, 11/2/58
116 Karl Williams, at TB, 12/21/97

LONGEST WINNING/LOSING STREAKS

Bears Longest Winning Streaks

Gms	Team	Years
13	Pittsburgh Pirates/Steelers	1934-49
12	Tampa Bay Buccaneers	1983-88
11	Detroit Lions	1946-51
	Philadelphia Eagles	1935-47

Current:	4	St. Louis Rams	2006-12
	3	Carolina Panthers	2010-12
		Detroit Lions	2011-12
		New York Jets	2002-12

Bears Longest Losing Streaks

Gms	Team	Years
10	Green Bay Packers	1994-98
8	Minnesota Vikings	1972-76
7	Baltimore Colts	1966-83
	Green Bay Packers	1928-30

Current:	6	Green Bay Packers	2010-12
	4	Washington Redskins	2004-12
	3	Houston Texans	2004-12
		New England Patriots	2002-12



CHICAGO BEARS OPPONENT'S INDIVIDUAL RECORDS

Fair catches

- 7 Lem Barney, at DET, 11/21/76
- 5 Marcus Sherels, at MIN, 1/1/12
- Darren Sproles, at NO, 9/18/11
- Vai Sikahema, at PHI, 10/10/93
- Willie Wood, at GB, 11/15/70

Long

- 95 Steve Odom, at GB, 11/10/74 (TD)
- 94 Hugh McElhenny, vs. SF, 10/19/52 (TD)
- 93 Veryl Switzer, vs. GB, 11/7/54 (TD)

KICKOFF RETURNS

Returns

- 8 Lorenzo Booker, at MIN, 12/20/10
- Aaron Brown, vs. DET, 10/4/09
- 7 Last: Darius Reynaud, at TEN, 11/4/12

Yards

- 202 Carver Shannon, at LA Rams, 10/13/63
- 195 Derek Stanley, at STL, 11/23/08
- 184 Al Carmichael, at GB, 10/2/55

Long

- [†]106 Al Carmichael, at GB, 10/7/56 (TD)
- 102 Mel Gray, at DET, 10/23/94 (TD)
- Ron Jessie, at DET, 10/24/71 (TD)
- 101 Bill Jefferson, at DET, 11/23/41 (TD)

HESTER...HESTER...HESTER

Already owning the NFL's all-time record for career kick return touchdowns (17) and career punt return touchdowns (12), **Devin Hester** is one return touchdown away from tying Hall of Famer Deion Sanders for most career return touchdowns.

MOST COMBINED KICK RETURN TOUCHDOWNS

NFL History

Player	Gms	PRs	TDs	KORs	TDs	Ret	Ret TDs
1. Devin Hester	107	246	12	170	5	416	17 *
2. Brian Mitchell	223	463	9	607	4	1,070	13
3. Dante Hall	112	216	6	426	6	642	12
Eric Metcalf	179	351	10	280	2	631	12
5. Joshua Cribbs	124	195	3	387	8	582	11

* Does not include 108-yd missed FG return TD or SB XLI KO Return TD

Devin Hester now has 18 career return touchdowns (12 punt return, five kickoff return touchdowns and one missed field goal return) second most in NFL history, surpassing Pro Football Hall of Famer Rod Woodson in 2011.

Hester now only trails Hall of Famer Deion Sanders (19) for the NFL's all-time return touchdown record. Hester has 18 return touchdowns in 107 career games while Woodson played in 238 contests and Sanders in 188 games.

MOST COMBINED RETURN TOUCHDOWNS

NFL History

Player	Seasons	G	Ret TDs
1. Deion Sanders	1989-2005	188	19
2. Devin Hester	2006-12	107	18
3. Rod Woodson	1987-2003	238	17
4. Ronde Barber	1997-2012	204	14
5. Brian Mitchell	1990-2003	223	13
Lemar Parrish	1970-82	166	13
Ed Reed	2002-12	155	13
Darren Sharper	1997-2010	205	13
Aeneas Williams	1991-2004	211	13

WON - LOST

WINS

Highest winning percentage, season

[†] 1.000	1942 (11 games) 11-0
	1934 (13 games) 13-0
.938	1985 (16 games) 15-1
.923	1926 (16 games) 12-1-3

Lowest winning percentage, season

.071	1969 (14 games) 1-13
.214	1973 (14 games) 3-11
.250	Last: 2002 (16 games) 4-12

Wins at home, season

9	1926 (11 games at Wrigley Field)
8	1985 (8 games at Soldier Field)
	1922 (9 games at Wrigley Field)
	1921 (10 games at Wrigley Field)
7	2005 (8 games at Soldier Field)
	2001 (8 games at Soldier Field)
	1990 (8 games at Soldier Field)
	1988 (8 games at Soldier Field)
	1986 (8 games at Soldier Field)
	1933 (7 games at Wrigley Field)

Wins on the road, season

7	2006 (8 road games)
	1986 (8 road games)
	1985 (8 road games)
	1934 (7 road games)
	1920 (9 road games)

CONSECUTIVE GAMES

Won

17	11/26/33-12/2/34
16	11/9/41-12/6/42

Without losing

24	11/9/41-11/14/43 (23-0-1)
----	---------------------------

Wins at home

19	11/20/32-10/20/35
----	-------------------

Wins on the road

10	9/28/41-12/6/42
----	-----------------

Lost

8	Last: 9/22/02-11/18/02
---	------------------------

Without winning

11	11/3/29-10/5/30 (0-9-2)
----	-------------------------

Losses at home

8	11/23/69-11/8/70
---	------------------

Losses on the road

16	11/12/73-11/30/75
----	-------------------

****Indicates 16-game record, reflecting NFL schedule format since 1978. If a 16-game record does not fall within the top three listed, the 16-game record is also included.**

SCORING

POINTS

Most, season

456	1985 (16 games)
427	2006 (16 games)
409	1965 (14 games)

Fewest, season

119	1929 (15 games)
123	1922 (12 games)
	1923 (12 games)
216	2000 (16 games)**

Most, game

61	vs. GB, 12/7/80 (win, 61-7)
	vs. SF, 12/12/65 (win, 61-20)
58	vs. BAL, 10/21/56 (win, 58-27)
57	at BAL, 11/25/62 (win, 57-0)

Most, first half

41	vs. SF, 10/29/06 (24, 17)
	vs. WAS, 11/28/48 (20, 21)
31	at TEN, 11/4/12
	vs. DET, 9/18/05 (10, 21)
	vs. WAS, 9/29/85 (0, 31)

Most, second half

49	at PHI, 11/30/41 (21, 28)
38	at JAX, 10/7/12 (10, 28)

Most, first quarter

28	at TEN, 11/4/12
24	vs. SF, 10/29/06
21	vs. CIN, 9/28/86
	vs. CLE, 9/7/86
	vs. WAS, 11/9/80
	vs. Chi. Cards, 10/11/42

Most, second quarter

31	vs. WAS, 9/29/85
28	vs. TB, 9/26/93
	vs. GB, 12/7/80

Most, third quarter

27	vs. Chi. Cards, 9/5/37
24	at MIN, 9/19/85

Most, fourth quarter

28	Last: at JAX, 10/7/12
22	at PHI, 9/12/94
21	Last: vs. ARZ 11/30/03

Margin of victory

57	at BAL, 11/25/62 (57-0)
54	vs. GB, 12/7/80 (61-7)
49	at NYG, 11/14/43 (56-7)
	vs. DET, 10/19/41 (49-0)

Margin of defeat

52	at BAL, 9/27/64 (52-0)
49	at GB, 9/30/62 (49-0)
47	at HOU, 11/6/77 (47-0)

**TOUCHDOWNS****Most, season**

- 56 1941 (11 games)
- 54 1965 (14 games)
- 53 1942 (11 games)
- 1947 (12 games)
- 1948 (12 games)
- 51 1985 (16 games)**

Fewest, season

- 16 1982 (9 games)
- 1933 (13 games)
- 18 1974 (14 games)
- 22 2000 (16 games)**
- 1993 (16 games)**

Most, game

- 9 vs. GB, 12/7/80
- vs. SF, 12/12/65
- 8 at WAS, 10/26/47
- at NYG, 11/14/43

EXTRA POINTS MADE**Most, season**

- 52 1965 (14 games)
- 51 1985 (16 games)**
- 1948 (12 games)
- 47 2006 (16 games)

Fewest, season

- 15 1933 (13 games)
- 1932 (14 games)
- 16 1982 (9 games)
- 20 1997 (16 games)**

Most, game

- 8 at WAS, 10/26/47 (8 of 8)
- at NYG, 11/14/43 (8 of 8)
- 7 vs. GB, 12/7/80 (7 of 9)
- vs. SF, 12/12/65 (7 of 9)
- at Rams, 10/13/63 (7 of 7)
- 6 Last: at TEN, 11/4/12 (6 of 6)

Most, season (no misses)

- 51 1985 (16 games)
- 47 2006 (16 games)
- 45 1995 (16 games)

EXTRA POINTS MISSED**Most, season**

- 11 1941 (11 games)
- 1939 (11 games)
- 4 1976 (14 games) 27 of 31
- 1975 (14 games) 18 of 22
- 3 1983 (16 games) 35 of 38
- 1979 (16 games) 34 of 37
- 1978 (16 games) 26 of 29
- 1977 (14 games) 27 of 30

Most, game

- 3 Last: vs. CLE, 11/9/41
- 2 Last: vs. GB, 12/7/80

FIELD GOALS MADE**Most, season**

- 32 2006 (16 games)
- 31 2007 (16 games)
- 1985 (16 games)
- 28 2011 (16 games)
- 1986 (16 games)

Fewest, season

- [†]0 1947 (12 games)
- 1944 (10 games)
- 8 1969 (14 games)
- 9 1982 (9 games)
- 1974 (14 games)
- 12 1981 (16 games)**

Most, game

- 5 at PHI, 10/20/68
- vs. DET, 12/3/61
- 4 Last: at DET, 12/30/12

FIELD GOALS ATTEMPTED**Most, season**

- 41 1986 (16 games)
- 38 1985 (16 games)
- 37 1990 (16 games)

Fewest, season

- 0 1944 (10 games)
- 13 1974 (14 games)
- 18 1980 (16 games)**

Most, game

- 7 vs. GB, 11/17/63
- 6 Last: at GB, 11/8/87

FIELD GOALS MISSED**Most, season**

- 18 1971 (14 games) 15 of 33 made
- 15 1999 (16 games) 17 of 32 made**
- 1965 (14 games) 11 of 26 made
- 14 1970 (14 games) 20 of 34 made

Fewest, season

- 3 2008 (16 games) 26 of 29 made
- 4 2011 (16 games) 28 of 32 made
- 2009 (16 games) 24 of 28 made
- 2006 (16 games) 32 of 36 made
- 1989 (16 games) 15 of 19 made
- 1988 (16 games) 15 of 19 made
- 1974 (16 games) 9 of 13 made

**Indicates 16-game record

Most, game

- 4 Last: vs. PHI, 9/14/86 (2 of 6)
 3 Last: at MIN, 10/10/99 (1 of 4)

TWO-POINT CONVERSIONS (since 1994)**Most, season**

- 5 1997 (16 games)
 2 2009 (16 games)
 2003 (16 games)
 1994 (16 games)

Most, game

- 1 Last: vs. MIN, 11/25/12

SAFETIES**Most, season**

- 3 2004 (16 games)
 1985 (16 games)
 2 Last: 1986 (16 games)

Most, game

- 2 vs. PIT, 11/9/69
 1 Last: vs. MIN, 10/16/11

TIME OF POSSESSION

(since 1978)

Highest average, season

- 35:08 1984 (16 games)
 34:33 1985 (16 games)
 33:38 1994 (16 games)

Lowest average, season

- 27:42 2002 (16 games)
 28:07 2008 (16 games)
 28:20 2004 (16 games)

Highest, game

- 48:50 vs. SD, 10/25/81 (OT)
 45:32 vs. MIA, 9/4/88
 44:53 at MIA, 10/27/97 (OT)

Lowest, game

- 18:01 at DAL, 12/27/92
 18:57 at MIN, 10/27/02
 19:05 at MIN, 11/29/09

FIRST DOWNS**TOTAL****Most, season**

- 343 1985 (16 games)
 340 1995 (16 games)
 319 1987 (15 games)

Fewest, season

- 114 1937 (11 games)
 115 1933 (13 games)
 140 1944 (10 games)
 226 1993 (16 games)**

Most, game

- 33 vs. GB, 12/7/80
 30 at NY Yanks, 12/9/51
 29 vs. SF, 10/28/01
 vs. CLE, 11/4/01

Fewest, game

- 2 vs. GB, 12/10/33
 4 vs. DET, 11/22/81
 5 vs. NE, 10/14/79

RUSHING**Most, season**

- 176 1985 (16 games)
 166 1986 (16 games)
 164 1984 (16 games)

Fewest, season

- 55 1970 (14 games)
 56 1982 (9 games)
 63 1954 (12 games)
 71 2009 (16 games)**

Most, game

- 19 at GB, 10/30/77
 vs. GB, 11/6/55
 18 vs. DET, 11/10/85
 17 Last: vs. MIA, 9/4/88

Fewest, game

- 0 at MIN, 11/29/09
 at JAX, 12/12/04
 at GB, 12/11/94
 at BAL, 10/5/57
 vs. Chi. Cards, 10/14/45
 1 Seven times; last vs. GB, 9/25/11

PASSING**Most, season**

- 203 1999 (16 games)
 201 1995 (16 games)
 188 1997 (16 games)

Fewest, season

- 41 1940 (11 games)
 48 1942 (11 games)
 54 1972 (14 games)
 98 1979 (16 games)**

Most, game

- 21 vs. NYJ, 11/16/97
 at DAL, 11/18/62
 20 vs. CLE, 11/4/01
 at STL, 12/26/99
 18 vs. TB, 12/17/06
 vs. WAS, 11/2/97

* NFL Record

† Tied NFL Record



CHICAGO BEARS TEAM RECORDS : OFFENSE

Fewest, game

- 0 at GB, 9/28/41
- vs. GB, 11/7/37
- 1 vs. MIN, 12/3/06
- 2 Last: at CAR, 10/10/10

BY PENALTY

Most, season

- *42 1987 (15 games)
- 36 2006 (16 games)**
- 32 1988 (16 games)
- 1963 (14 games)

Fewest, season

- 5 1939 (11 games)
- 7 2000 (16 games)**
- 9 1942 (11 games)

Most, game

- 9 at CLE, 11/25/51
- 7 at TB, 9/8/91
- 6 vs. MIA, 11/5/06
- at GB, 10/25/92
- vs. DET, 11/22/87

NET YARDS

(Rushing and passing)

YARDS

Most, season

- 5,837 1985 (16 games)
- 5,830 1983 (16 games)
- 5,673 1995 (16 games)

Fewest, season

- 2,493 1982 (9 games)
- 2,591 1932 (14 games)
- 2,626 1937 (11 games)
- 3,717 1993 (16 games)**

Most, game

- 682 at NYG, 11/14/43
- 596 vs. Chi. Cards, 12/11/49
- 594 vs. GB, 12/7/80

Fewest, game

- 24 vs. DET, 11/22/81
- 66 at DEN, 12/5/71
- 75 at DET, 10/28/62

RUSHING

ATTEMPTS

Most, season

- 674 1984 (16 games)
- 634 1978 (16 games)
- 627 1979 (16 games)

**Indicates 16-game record

Fewest, season

- 275 1982 (9 games)
- 353 1970 (14 games)
- 1954 (12 games)
- 356 1964 (14 games)
- 373 2009 (16 games)**

Most, game

- *72 vs. Brooklyn, 10/20/35
- 63 vs. MIN, 10/20/77
- 62 vs. BUF, 10/7/79

Fewest, game

- 11 at MIN, 11/29/09
- at PHI, 9/12/94
- 12 Six times, last vs. GB, 9/25/11

YARDS

Most, season

- 2,974 1984 (16 games)
- 2,847 1934 (13 games)
- 2,811 1977 (14 games)

Fewest, season

- 988 1982 (9 games)
- 1,092 1970 (14 games)
- 1,142 1954 (12 games)
- 1,330 2007 (16 games)**

Most, game

- 408 vs. Brooklyn, 10/20/35
- 406 vs. GB, 11/6/55
- 375 at GB, 10/30/77

Fewest, game

- 1 at LA Rams, 10/26/52
- 12 at NYG, 11/25/56
- 13 vs. GB, 9/25/11

AVERAGE

Highest, season

- 5.02 1934 (13 games)
- 4.90 1955 (12 games)
- 4.75 1968 (14 games)
- 4.67 1983 (16 games)**

Lowest, season

- 3.08 1953 (12 games)
- 3.09 1970 (14 games)
- 3.14 2007 (16 games)**

Highest, game

- 13.75 at CIN, 9/30/34
- 7.55 vs. DET, 10/4/09 (20 for 151)
- 6.94 at GB, 10/30/77 (54 for 375)

Lowest, game

- 0.03 at LA Rams, 10/26/52 (33 for 1)
- 1.08 vs. GB, 9/35/11 (12 for 13)
- 1.72 vs. GB, 11/11/01 (25 for 43)

TOUCHDOWNS**Most, season**

- 30 1941 (11 games)
- 27 1985 (16 games)**
- 1965 (14 games)

Fewest, season

- 3 1970 (14 games)
- 1933 (13 games)
- 4 1999 (16 games)**

Most, game

- 6 vs. DET, 10/19/41
- 5 vs. MIA, 9/4/88
- 4 Last: at TB, 10/8/89

FUMBLES**Most, season**

- [†]56 1938 (11 games)
- 40 1973 (14 games)
- 1972 (14 games)
- 37 1988 (16 games)**

Fewest, season

- 16 1982 (9 games)
- 1963 (14 games)
- 19 2010 (16 games)**
- 2008 (16 games)
- 21 2001 (16 games)
- 1994 (16 games)
- 1979 (16 games)

Most, game

- 8 at NYG, 12/18/77
- at Chi. Cards, 9/11/38
- 7 vs. GB, 10/21/85
- at BAL, 12/5/65

FUMBLES LOST**Most, season**

- 26 1973 (14 games)
- 22 1986 (16 games)**

Fewest, season

- 7 2009 (16 games)
- 8 2012 (16 games)
- 2001 (16 games)
- 1982 (9 games)
- 1978 (16 games)
- 9 2011 (16 games)
- 2003 (16 games)
- 1996 (16 games)

Most, game

- 5 vs. DET, 10/4/98
- vs. DAL, 9/16/73
- 4 Last: at CAR, 12/22/02

OWN RECOVERED**Most, season**

- *37 1938 (11 games)
- 21 2007 (16 games)**
- 20 1981 (16 games)

Fewest, season

- 5 1963 (14 games)
- 1955 (12 games)
- 6 2008 (16 games)**
- 1989 (16 games)**

Most, game

- 7 at NYG, 12/18/77
- at Chi. Cards, 9/11/38
- 6 at GB, 11/15/81
- 5 at DET, 9/30/07
- at MIN, 10/5/75

PASSING**ATTEMPTS****Most, season**

- 684 1999 (16 games)
- 595 1997 (16 games)
- 569 2007 (16 games)

Fewest, season

- 147 1937 (11 games)
- 148 1932 (14 games)
- 170 1936 (12 games)
- 352 1978 (16 games)**

Most, game

- 65 vs NYJ, 11/16/97
- 63 at WAS, 10/31/99
- 59 at NYG, 10/23/49

Fewest, game

- 4 vs. DET, 10/15/67
- 7 vs. TB, 11/26/78
- 8 vs. DET, 10/19/80
- vs. BUF, 10/7/79

COMPLETIONS**Most, season**

- 404 1999 (16 games)
- 340 2009 (16 games)
- 336 1997 (16 games)

Fewest, season

- 56 1937 (11 games)
- 57 1934 (13 games)
- 58 1936 (12 games)
- 186 1978 (16 games)**

**Indicates 16-game record



CHICAGO BEARS TEAM RECORDS - OFFENSE

Most, game

36	at WAS, 10/31/99
34	at DET, 9/30/07
	vs. MIN, 11/14/99
	at NYG, 10/23/49
33	vs. NYJ, 11/16/97
	at WAS, 10/25/64

Fewest, game

1	Last: at PHI, 12/10/72
---	------------------------

COMPLETION PERCENTAGE

Highest, season

61.4	1994 (16 games) 308 of 502
60.4	2009 (16 games) 340 of 563
60.2	1995 (16 games) 315 of 523

Lowest, season

29.7	1934 (13 games) 57 of 192
33.2	1935 (12 games) 73 of 220
34.1	1936 (12 games) 58 of 170
45.4	1981 (16 games) 222 of 469**

Highest, game (10+)

83.3	vs. GB, 12/7/80 (20 of 24)
81.5	vs. NYJ, 12/15/02 (22 of 27)
	vs. NE, 12/10/00 (22 of 27)
80.8	at DET, 12/5/10 (21 of 26)

Lowest, game (10+)

11.7	vs. DEN, 12/12/76 (2 of 17)
16.7	vs. GB, 12/31/06 (2 of 12)
21.7	vs. KC, 12/29/90 (5 of 23)

NET YARDS (Gross yards minus sack yards)

Most, season

4,136	1999 (16 games)
3,743	1995 (16 games)
3,473	2009 (16 games)

Fewest, season

955	1934 (13 games)
971	1932 (14 games)
1,014	1937 (11 games)
1,933	1978 (16 games)**

Most, game

488	at NYG, 11/14/43
468	vs. Chi. Cards, 12/11/49

Fewest, game

-20	vs. DET, 11/22/81
-16	at HOU, 11/6/77

TIMES SACKED

Most, season

66	2004 (16 games)
56	2010 (16 games)
55	1969 (14 games)

Fewest, season

15	1995 (16 games)
17	2001 (16 games)
20	1963 (14 games)

Most, game

10	at NYG, 10/3/10
9	vs. GB, 1/2/05
	vs. MIN, 10/25/93
	at DEN, 12/5/71
	at MIN, 11/2/69

YARDS LOST

Most, season

449	2004 (16 games)
439	1969 (14 games)
395	1973 (14 games)

Fewest, season

95	1995 (16 games)
109	1947 (12 games)
120	2001 (16 games)

Most, game

78	at MIN, 11/2/69
70	at DEN, 12/5/71

TOUCHDOWN PASSES

Most, season

29	1995 (16 games)
	1947 (12 games)
28	1943 (11 games)
27	2009 (16 games)

Fewest, season

5	1950 (12 games)
7	1993 (16 games)**
	1978 (16 games)**

Most, game

17	at NYG, 11/14/43
4	Last: at PHI, 11/28/10

HAD INTERCEPTED

Most, season

35	1954 (12 games)
	1947 (12 games)
32	1960 (14 games)
28	1978 (16 games)**

Fewest, season

7	1932 (14 games)
10	1995 (16 games)**
11	1982 (9 games)
	1941 (11 games)

**Indicates 16-game record

Most, game

8	at DET, 9/22/68
7	at CLE, 12/22/60
	at BAL, 10/2/60
	vs. LA Rams, 10/9/49

Returned for TD, season

*6	1992 (16 games)
----	-----------------

INTERCEPTION PERCENTAGE**Highest, season**

14.95	1942 (11 games)	29 int., 194 att.
13.67	1933 (13 games)	29 int., 212 att.
7.95	1978 (16 games)	28 int., 352 att.

Lowest, season

1.91	1995 (16 games)	10 int., 523 att.
2.58	2008 (16 games)	12 int., 465 att.
2.63	1998 (16 games)	13 int., 494 att.

PUNTING**PUNTS****Most, season**

114	1981 (16 games)
110	2004 (16 games)
100	1976 (14 games)

Fewest, season

32	1941 (11 games)
38	1947 (12 games)
44	1945 (10 games)
58	1995 (16 games)**

Most, game

17	vs. GB, 10/22/33
14	vs. GB, 12/10/33
12	vs. NO, 10/5/97

Fewest, game

0	vs. DET, 10/1/72
	at NYG, 11/28/65
	vs. GB, 11/6/55

GROSS AVERAGE**Highest, season**

46.5	1963 (14 games)
45.5	1964 (14 games)
44.8	1996 (16 games)**

Lowest, season

35.7	1945 (10 games)
36.2	1983 (16 games)**
36.9	1976 (14 games)

Highest, game (4+ punts)

57.3	vs. LA Rams, 11/16/52
54.6	vs. GB, 10/21/85
54.0	at TB, 10/6/85
53.6	at DET, 11/27/97

Lowest, game (4+)

22.1	at MIN, 10/10/76
25.0	at Card-Pitt, 12/3/44
26.4	vs. GB, 10/21/74

PUNT RETURNS**RETURNS****Most, season**

64	1984 (16 games)
60	1950 (12 games)
57	1986 (16 games)

Fewest, season

19	1968 (14 games)
22	1967 (14 games)
23	1992 (16 games)**

Most, game

11	vs. Chi. Cards, 10/8/50
8	vs. NE, 9/16/85
	at DET, 12/16/84

YARDS**Most, season**

781	1948 (12 games)
651	2007 (16 games)**
607	2006 (16 games)

Fewest, season

81	1968 (14 games)
97	1966 (14 games)
142	1982 (9 games)
176	1992 (16 games)**

Most, game

152	at ARZ, 10/16/06
151	vs. Chi. Cards, 10/12/41
143	vs. KC, 9/16/07

Fewest, game

-6	vs. MIN, 12/19/65
-5	at DAL, 9/19/10
	vs. DAL, 11/24/68
	vs. GB, 10/16/66

AVERAGE**Highest, season**

20.2	1941 (11 games)
17.1	2010 (16 games)**
15.7	2011 (16 games)

Lowest, season

3.4	1957 (12 games)
3.8	1953 (12 games)
3.9	1966 (14 games)
6.7	2008 (16 games)**

* NFL Record

† Tied NFL Record



CHICAGO BEARS TEAM RECORDS : OFFENSE

TOUCHDOWNS

Most, season

- 4 2007 (16 games)
- 3 2010 (16 games)
- 2006 (16 games)
- 2 2011 (16 games)
- 1987 (15 games)
- 1941 (11 games)

Most, game

- 1 Last: vs. DET, 11/13/11

FAIR CATCHES

Most, season

- 28 1967 (14 games)

Fewest, season

- 3 1975 (14 games)

Most, game

- 6 vs. MIN, 9/15/96
- vs. MIN, 12/10/67
- at StL Cards, 10/31/66
- 5 Last: at DEN, 12/11/11

KICK RETURNS

RETURNS

Most, season

- 83 2002 (16 games)
- 80 2009 (16 games)
- 79 1997 (16 games)

Fewest, season

- 20 1942 (11 games)
- 26 1963 (14 games)
- 29 1941 (11 games)
- 1948 (12 games)
- 1943 (10 games)
- 43 1985 (16 games)**

* NFL Record

* Tied NFL Record

Most, game

- 10 at Chi. Cards, 11/27/55
- 9 at SF, 9/7/03
- at GB, 12/11/94
- at SF, 12/23/91
- 8 Last: at MIN, 11/29/09

Fewest, game

- 0 Last: at TB, 11/6/94

YARDS

Most, season

- 1,999 2009 (16 games)
- 1,919 2008 (16 games)
- 1,762 2002 (16 games)

Fewest, season

- 424 1963 (14 games)
- 537 1942 (11 games)
- 632 1982 (9 games)
- 763 1991 (16 games)**

Most, game

- 304 vs. GB, 11/9/52
- 251 at PIT, 9/17/67
- 248 at MIN, 11/29/09

Fewest, game

- 1 vs. GB, 12/23/07

AVERAGE

Highest, season

- *29.4 1972 (14 games)
- 27.9 1966 (14 games)
- 26.9 1942 (11 games)
- 25.4 2010 (16 games)**

Lowest, season

- 16.3 1990 (16 games)
- 1963 (14 games)
- 16.4 1983 (16 games)

TAKEAWAY LEADERS

The Chicago Bears led the NFL with 44 takeaways in 2012, compiling 24 interceptions and 20 opponent fumble recoveries. The 24 interceptions led the league and the 20 opponent fumble recoveries were second. Since 2004, Chicago recorded the most takeaways in the NFL with 310, leading the league in fumble recoveries (129) and second in interceptions with 181, trailing Green Bay by four (185).

MOST TAKEAWAYS

Since 2004

Team	FR	INT	Takeaways
1. Chicago Bears	129	181	310
2. New England Patriots	112	171	283
3. Cincinnati Bengals	113	160	273
4. Carolina Panthers	117	153	270
5. New York Giants	119	150	269

TOUCHDOWNS**Most, season**

- † 4 1970 (14 games)
- 3 1967 (14 games)
- 2 Last: 2007 (16 games)

Most, game

- † 2 at STL, 12/11/06
- vs. GB, 11/9/52
- at GB, 9/22/40

PENALTIES**Most, season**

- 124 2004 (16 games)
- 122 1948 (12 games)
- 121 1981 (16 games)
- 1944 (10 games)

Fewest, season

- 57 1955 (12 games)
- 58 1982 (9 games)
- 61 1953 (12 games)
- 63 2001 (16 games)**

Most, game

- † 22 at PHI, 11/26/44
- 17 at OAK, 9/26/99
- 16 at TB, 10/21/84
- at DEN, 10/16/78
- at BAL, 12/5/65

Fewest, game

- † 0 5 times, last vs. PHI, 12/24/95
- 1 Last: at BAL, 12/20/09

YARDS PENALIZED**Most, season**

- 1,194 1968 (14 games)
- 1,107 1951 (12 games)
- 1,066 1948 (12 games)
- 966 1981 (16 games)**

Fewest, season

- 350 1938 (11 games)
- 354 1935 (12 games)
- 416 1939 (11 games)
- 503 1994 (16 games)**

Most, game

- 170 at PHI, 11/26/44
- 147 at DEN, 10/16/78
- vs. WAS, 10/3/67
- 144 vs. LA Rams, 10/10/77

Fewest, game

- † 0 vs. PHI, 12/24/95
- at STL, 9/24/95
- at DET, 11/28/91
- vs. MIN, 10/23/72
- at CLE, 10/9/38
- 5 Last: vs. JAX, 12/7/08

GOOD AS GOULD FROM LONG DISTANCE

Bears K **Robbie Gould** connected on two 50-plus yard field goal attempts in 2012 and now has converted 10-straight attempts from 50-plus yards dating back to the 2010 season, one shy of the NFL record of 11 by Tony Zendejas from 1988-93.

For his career, Gould is 13-of-17 on 50-plus yard field goal attempts (76.5), the third-most accurate kicker in NFL history from that range among kickers with at least 10 attempts from 50-plus yards.

FG ACCUARACY FROM 50+ YARDS**Among NFL Kickers All-Time**

		50+		
Player	Team	FGM/A	Pct.	Lg
1. Blair Walsh	MIN	10/10	100.0	56
2. George Blands	4 teams	8/10	80.0	55
3. Robbie Gould	CHI	13/17	76.5	57
4. Matt Prater	ATL-DEN	15/20	75.0	59
5. Tony Zendejas	4 teams	17/23	73.9	54

* Minimum 10 attempts



SCORING

POINTS ALLOWED

Most, season

- 421 1997 (16 games)
- 379 2002 (16 games)
- 1975 (14 games)
- 1964 (14 games)

Fewest, season

- 21 1920 (13 games)
- 35 1923 (12 games)
- *44 1932 (14 games) *Modern Era Record
- 1922 (12 games)
- 187 1986 (16 games)**

Most, game

- 55 at DET, 11/27/97
- 53 at Chi. Cards, 11/27/55
- 52 at SF, 12/23/91
- at SF, 9/19/65
- at BAL, 9/27/64

Most, first half

- 34 at BAL, 10/4/58 (27, 7)
- 33 vs. NE, 12/12/10 (7, 26)
- at SF, 9/7/03 (10, 23)
- 31 Last: vs. ARZ, 11/8/09 (14, 17)

Most, second half

- 38 at DET, 11/27/97 (17, 21)
- 35 at GB, 9/30/62 (21, 14)
- 34 at DET, 9/30/07 (0, 34)

Most, first quarter

- 27 at BAL, 10/4/58
- 20 at TB, 10/25/87

Most, second quarter

- 31 at MIA, 12/2/85
- 26 vs. NE, 12/12/10
- 24 vs. NYJ, 12/26/10
- at MIN, 11/29/09
- at TB, 12/22/96
- at SF, 9/19/65

Most, third quarter

- 24 at DAL, 12/27/92
- 21 Last: at SEA, 9/23/84

Most, fourth quarter

- *34 at DET, 9/30/07
- 28 at SF, 12/23/91
- vs. GB, 11/6/55
- at LA Rams, 10/26/52
- 21 Last: vs. TB, 12/17/06

**Indicates 16-game record

TOUCHDOWNS ALLOWED

Most, season

- 50 1997 (16 games)
- 48 1975 (14 games)
- 47 1964 (14 games)

Fewest, season

- †6 1932 (14 games)
- 18 1963 (14 games)
- 20 2005 (16 games)**
- 1986 (16 games)**
- 1982 (9 games)

Most, game

- 7 Last: at DET, 11/27/97
- 6 Last: at CIN, 10/25/09

EXTRA POINTS ALLOWED

Most, season

- 47 1975 (14 games) 47 of 48
- 46 1964 (14 games) 46 of 47
- 45 1997 (16 games) 45 of 45

Fewest, season

- 4 1932 (14 games)
- 18 1982 (9 games) 18 of 20
- 1963 (14 games) 18 of 18
- 19 2005 (16 games) 19 of 20
- 2001 (16 games) 19 of 20
- 1986 (16 games) 19 of 20

Most, game

- 7 at DET, 11/27/97
- at SF, 12/23/91
- at SF, 9/19/65
- at BAL, 9/27/64
- at GB, 9/30/62
- 6 Last: at CIN, 10/25/09

OPPONENTS' EXTRA POINTS MISSED

Most, season

- 6 1955 (12 games)
- 4 1978 (16 games) 28 of 32
- 1974 (14 games) 29 of 33
- 1970 (14 games) 27 of 31
- 3 Last: 1990 (16 games) 28 of 31

Most, game

- 3 vs. CLE, 11/24/40
- 2 Last: at TB, 10/22/79

FIELD GOALS MADE ALLOWED

Most, season

- 38 2008 (16 games)
- 37 2002 (16 games)
- 31 2003 (16 games)

* NFL Record

† Tied NFL Record

Fewest, season

- † 0 1942 (11 games)
- 1932 (14 games)
- 1 1943 (12 games)
- 2 1944 (12 games)
- 12 1979 (16 games)**
- 1985 (16 games)**

Most, game

- 6 at OAK, 11/27/11
- 5 vs. CAR, 10/28/12
- at ATL, 10/12/08
- vs. OAK, 10/5/03
- at SF, 9/7/03
- vs. TB, 12/29/02
- at MIN, 10/10/99
- vs. KC, 12/29/90
- vs. MIN, 9/23/73
- vs. WAS, 11/14/71

FIELD GOAL ATTEMPTS ALLOWED**Most, season**

- 44 2002 (16 games)
- 41 1994 (16 games)
- 1971 (14 games)
- 39 1973 (14 games)

Fewest, season

- 2 1942 (11 games)
- 5 1951 (12 games)
- 6 1944 (10 games)
- 19 1985 (16 games)**

Most, game

- 7 vs. DAL, 11/24/68
- 6 Last: at OAK, 11/27/11
- 5 Last: vs. CAR, 10/28/12

OPPONENTS' FIELD GOALS MISSED**Most, season**

- 18 1968 (14 games) 13 of 31
- 15 1971 (14 games) 24 of 39
- 14 1967 (14 games) 10 of 24
- 13 1987 (16 games) 18 of 31
- 1980 (16 games) 14 of 27

Fewest, season

- 3 1978 (16 games) 16 of 19

Most, game

- 5 vs. DAL, 11/24/68 (2 of 7)
- 4 vs. ATL, 9/26/76 (1 of 5)
- at NO, 10/7/73 (0 of 4)
- 3 Last: vs. GB, 10/7/02 (2 of 5)

OPPONENTS' SAFETIES AGAINST**Most, season**

- 2 Last: 1988 (16 games)

Most, game

- 1 Last: vs. TB, 10/23/11 (Wembley Stadium)

FIRST DOWNS**TOTAL ALLOWED****Most, season**

- 332 1989 (16 games)
- 328 2002 (16 games)
- 316 1995 (16 games)

Fewest, season

- 98 1942 (11 games)
- 166 1982 (9 games)
- 196 1963 (14 games)
- 216 1984 (16 games)**

Most, game

- 35 at WAS, 11/26/89
- 31 at MIN, 11/29/09
- vs. IND, 11/21/04
- at CLE, 11/3/80

Fewest, game

- 3 at DET, 11/23/41
- at CLE, 10/9/38
- 5 at GB, 10/17/91
- 6 Last: vs. SEA, 9/9/90

RUSHING ALLOWED**Most, season**

- 138 1973 (14 games)
- 128 1978 (16 games)**
- 124 1977 (14 games)

Fewest, season

- *35 1942 (11 games)
- 49 1943 (10 games)
- 1944 (10 games)
- 53 1982 (9 games)
- 67 1986 (16 games)**

Most, game

- 19 vs. DEN, 12/12/76
- at MIN, 10/17/65
- 17 vs. LA Rams, 12/2/73
- 15 vs. IND, 11/21/04
- vs. MIN, 9/15/94

Fewest, game

- † 0 at ARZ, 12/23/12
- vs. DET, 11/20/94
- vs. BUF, 10/2/88
- at TB, 10/6/85
- at DET, 10/28/45
- at Chi. Cards, 12/6/42
- at CLE, 10/10/37

**Indicates 16-game record

**PASSING ALLOWED****Most, season**

212	1995 (16 games)
208	2008 (16 games)
199	2011 (16 games)

Fewest, season

*33	1943 (10 games)
38	1944 (10 games)
44	1945 (10 games)
122	1984 (16 games)**

Most, game

24	at DAL, 10/1/12
23	at SF, 12/17/00
22	vs. TB, 9/21/08
	at MIN, 9/19/85

Fewest, game

[†] 0	Last: vs. ATL, 11/24/85
----------------	-------------------------

BY PENALTY**Most, season**

36	1968 (14 games)
33	2002 (16 games)**
30	1988 (16 games)

Fewest, season

10	1953 (12 games)
11	2010 (16 games)**
	1982 (9 games)
	1977 (14 games)
12	1994 (16 games)

Most, game

7	at PHI, 11/26/44
5	vs. WAS, 9/15/68
4	Last: at GB, 12/25/05

NET YARDS**YARDS ALLOWED** (Rushing & passing)**Most, season**

5,729	1989 (16 games)
5,704	1999 (16 games)
5,675	2007 (16 games)

Fewest, season

1,703	1942 (11 games)
2,006	1944 (10 games)
2,133	1938 (11 games)
3,860	1984 (16 games)**

Most, game

583	at LA Rams, 12/26/82
557	at LA Rams, 10/24/54
550	at CLE, 11/25/61

Fewest, game

33	vs. PHI, 10/25/42
54	at PIT, 10/2/39
86	vs. PIT, 11/9/69

RUSHING**ATTEMPTS ALLOWED****Most, season**

564	1978 (16 games)
563	1973 (14 games)
547	1975 (14 games)

Fewest, season

260	1982 (9 games)
294	1942 (11 games)
298	1944 (10 games)
359	1985 (16 games)**

Most, game

59	vs. DEN, 12/12/76
55	at DAL, 10/24/76
54	at NE, 10/30/88

Fewest, game

10	vs. ATL, 9/27/92
	vs. BUF, 10/2/88
	vs. MIA, 9/4/88
11	vs. TB, 10/23/11 (Wembley Stadium)
	vs. GB, 11/27/88
12	vs. DET, 11/22/87

YARDS ALLOWED**Most, season**

2,509	1973 (14 games)
2,174	1978 (16 games)**
2,157	1977 (14 games)

Fewest, season

*519	1942 (11 games)
812	1939 (11 games)
902	1982 (9 games)
1,313	2001 (16 games)**

Most, game

393	at DET, 11/26/36
356	vs. DEN, 12/12/76
311	vs. MIN, 10/14/07

Fewest, game

-36	vs. PHI, 11/19/39
-17	at Chi. Cards, 12/6/42
0	vs. BUF, 10/2/88
11	at MIN, 10/28/96

AVERAGE ALLOWED**Highest, season**

5.28	1955 (12 games)
5.26	1951 (12 games)
4.73	1962 (14 games)
4.45	1994 (16 games)**

* NFL Record

[†] Tied NFL Record

Lowest, season

1.77	1942 (11 games)
2.26	1937 (11 games)
2.30	1939 (11 games)
3.41	1988 (16 games)**

Highest, game

9.52	at DEN, 11/23/03 (21 for 200 yards)
9.11	at NYJ, 9/25/94 (18 for 164 yards)
9.05	at DET, 10/10/11 (20 for 181 yards)

Lowest, game

-0.89	at Chi. Cards, 12/6/42 (N/A)
0.00	vs. BUF, 10/2/88 (10 for 0 yards)
0.69	vs. TEN, 11/9/08 (29 for 20 yards)

TOUCHDOWNS ALLOWED**Most, season**

25	1975 (14 games)
21	1989 (16 games)**
20	1983 (16 games)
	1932 (12 games)
	1954 (10 games)

Fewest, season

3	1942 (11 games)
	1932 (14 games)
4	1986 (16 games)**
	1982 (9 games)
	1933 (13 games)

Most, game

6	at Chi. Cards, 11/28/29
5	vs. GB, 11/4/62
	at GB, 9/30/62
4	Last: at DET, 11/27/97

PASSING**ATTEMPTS ALLOWED****Most, season**

631	2011 (16 games)
622	2008 (16 games)
602	2001 (16 games)

Fewest, season

187	1933 (13 games)
190	1938 (11 games)
194	1935 (12 games)
435	1984 (16 games)**

Most, game

67	vs. TB, 9/21/08
63	vs. DET, 11/13/11
62	vs. PHI, 10/2/89

Fewest, game

3	at DET, 11/28/35
	vs. NYG, 11/17/35
9	vs. ATL, 9/17/72
10	vs. GB, 11/12/72

COMPLETIONS ALLOWED**Most, season**

383	2011 (16 games)
	2008 (16 games)
374	1995 (16 games)
363	2010 (16 games)

Fewest, season

59	1935 (12 games)
63	1933 (13 games)
64	1943 (12 games)
197	1984 (16 games)**

Most, game

41	at TB, 11/18/01
40	at DAL, 10/1/12
38	vs. TB, 9/21/08

Fewest, game

↑0	at GB, 9/25/49
	at Boston, 11/5/33
	vs. Chi. Cards, 10/15/33
1	vs. SF, 11/13/05
3	vs. ATL, 11/24/85
	vs. GB, 12/16/73
	at GB, 11/4/73

OPPONENTS' COMPLETION PERCENTAGE**Highest, season**

64.2	2009 (16 games)
64.0	1998 (16 games)
63.4	2007 (16 games)

Lowest, season

30.4	1935 (12 games)
31.5	1943 (10 games)
32.3	1934 (13 games)
44.4	1981 (16 games)**

Highest, game (10+ attempts)

86.7	at BAL, 9/27/64
85.0	at ATL, 10/14/73
83.3	at CIN, 10/25/09
	at DET, 9/30/07

Lowest, game (10+)

0.0	at GB, 9/25/49
7.7	vs. SF, 11/13/05
17.4	vs. ATL, 11/24/85
	at DET, 11/5/67

NET YARDS ALLOWED**Most, season**

4,065	2011 (16 games)
4,001	1995 (16 games)
3,859	2008 (16 games)



CHICAGO BEARS TEAM RECORDS : DEFENSE

Fewest, season

691	1933 (13 games)
1,674	1973 (14 games)
1,765	1963 (14 games)
2,486	1984 (16 games)**

Most, game

506	at LA Rams, 12/26/82
411	at MIN, 9/19/85
407	vs. TB, 9/21/08

Fewest, game

-22	vs. ATL, 11/24/85
-12	at GB, 11/4/73
-7	vs. TB, 11/26/78

SACKS (since 1972)

Most, season

72	1984 (16 games)
70	1987 (15 games)
64	1985 (16 games)

Fewest, season

18	2003 (16 games)
23	1972 (14 games)
25	1974 (14 games)

Most, game

12	at DET, 12/16/84
11	at PHI, 10/4/87
	vs. MIN, 10/28/84
9	Last: at LA Raiders, 12/27/87

YARDS LOST

Most, season

583	1984 (16 games)
503	1986 (16 games)
484	1987 (15 games)

Fewest, season

105	2003 (16 games)
154	1953 (12 games)
171	1974 (14 games)

Most, game

114	vs. MIN, 12/17/61
107	vs. DET, 11/20/60
101	vs. MIN, 10/28/84

TD PASSES ALLOWED

Most, season

29	2009 (16 games)
27	1998 (16 games)
	1995 (16 games)
	1964 (14 games)
	1961 (14 games)

Fewest, season

2	1934 (13 games)
3	1936 (12 games)
	1932 (14 games)
4	1933 (13 games)
10	2005 (16 games)**

Most, game

5	at GB, 12/25/11
	vs. ARZ, 11/8/09
	at CIN, 10/25/09
	at GB, 11/12/95
	at MIN, 11/28/82
	at PIT, 9/28/80
	vs. SF, 11/19/72
4	Last: vs. IND, 11/21/04

TURNOVERS

TAKEAWAYS

Most, season

58	1947 (12 games)
54	1985 (16 games)**
51	1963 (14 games)

Fewest, season

20	2003 (16 games); 15 INTs, 5 FRs
	2000 (16 games); 11 INTs, 9 FRs
	1982 (9 games); 13 INTs, 7 FRs
22	1994 (16 games); 12 INTs, 10 FRs

Most, game

†12	at DET, 11/22/42 (7 int, 5 fum)
9	vs. StL Cards, 11/19/67 (7 int, 2 fum)
8	vs. TB, 9/2/84 (6 int, 2 fum)
	at GB, 9/24/67 (5 int, 3 fum)
	vs. PHI, 10/27/63 (4 int, 4 fum)
	at LA Rams, 10/13/63 (6 int, 2 fum)

FUMBLES

OPPONENTS' FUMBLES

Most, season

44	1952 (12 games)
38	1990 (16 games)**
37	2010 (16 games)
	1987 (15 games)
	1983 (16 games)
	1976 (14 games)
	1972 (14 games)

Fewest, season

13	1960 (12 games)
17	2008 (16 games)**
	1988 (16 games)

* NFL Record

† Tied NFL Record

Most, game

- 7 at GB, 9/16/90
 vs. GB, 12/18/83
 at LA Rams, 9/16/66
 at LA Rams, 11/15/64
- 6 at TEN, 11/4/12
 vs. DET, 10/22/12
 vs. WAS, 10/24/10

OPPONENTS' FUMBLES LOST**Most, season**

- 26 1952 (12 games)
 24 1965 (14 games)
 1962 (14 games)
 23 1976 (14 games)
 1971 (14 games)
 22 1981 (16 games)**

Fewest, season

- 5 2003 (16 games)
 6 1945 (10 games)
 1943 (10 games)
 7 1982 (9 games)

Most, game

- 5 at OAK, 9/26/99
 at KC, 11/8/81
 at DEN, 9/30/73
 4 Last: at TEN, 11/4/12

TOUCHDOWNS ON FUMBLES**Most, season**

- 5 1942 (11 games)
 2 Last: 2011 (16 games)**

Most, game

- 2 at ARZ, 10/16/06
 vs. WAS, 11/28/48
 1 Last: at ARZ, 12/23/12

INTERCEPTIONS**INTERCEPTIONS****Most, season**

- 37 1935 (12 games)
 36 1963 (14 games)
 35 1936 (12 games)
 34 1985 (16 games)**

Fewest, season

- 9 2002 (16 games)
 10 1964 (14 games)
 1960 (12 games)

Most, game

- 7 vs. StL Cards, 11/19/67
 at Chi. Cards, 12/5/54
 at DET, 11/22/42
 at GB, 9/22/40

- 6 vs. TB, 9/2/84
 at LA Rams, 10/13/63

YARDS RETURNED**Most, season**

- 585 1941 (11 games)
 546 2004 (16 games)**
 537 1963 (14 games)

Fewest, season

- 60 1997 (16 games)
 69 1987 (15 games)
 99 1982 (9 games)

Most, game

- 149 vs. LA Rams, 10/11/64
 140 vs. GB, 12/4/05

TOUCHDOWNS**Most, season**

- 8 2012 (16 games)
 5 2004 (16 games)
 4 Last: 2011 (16 games)

Most, game

- 2 Last: at JAX, 10/7/12

PUNTING**PUNTS ALLOWED****Most, season**

- 100 2006 (16 games)
 1986 (16 games)
 1984 (16 games)
 99 1983 (16 games)
 98 1981 (16 games)

Fewest, season

- 42 1945 (10 games)
 49 1982 (9 games)
 56 1941 (11 games)
 62 1995 (16 games)**

Most, game

- 16 vs. Chi. Cards, 11/30/33
 15 vs. NYG, 11/17/35
 11 vs. KC, 12/4/11
 vs. TB, 12/17/07
 at CAR, 12/22/02
 vs. NE, 9/16/85
 at CLE, 10/15/72

Fewest, game

- [†]0 vs. GB, 12/17/89
 at MIA, 9/23/79
 at GB, 9/24/67
 at DET, 12/2/56

**GROSS AVERAGE ALLOWED****Highest, season**

46.6	1964 (14 games)
43.7	2006 (16 games)
43.6	2012 (16 games)

Lowest, season

35.4	1978 (16 games)
36.3	1976 (14 games)
37.3	1995 (16 games)

Highest, game (4+ punts)

61.8	vs. DET, 11/24/46
55.3	at DAL, 9/28/97
54.6	at OAK, 11/27/11

Lowest, game (4+)

19.0	vs. GB, 12/23/07
23.6	vs. ATL, 11/19/78
25.5	at PIT, 11/30/58

PUNT RETURNS**RETURNS ALLOWED****Most, season**

66	1981 (16 games)
58	1974 (14 games)
57	2004 (16 games)

Fewest, season

20	1941 (11 games)
22	1993 (16 games)**
	1965 (14 games)
23	1986 (14 games)

Most, game

9	at Chi. Cards, 11/29/59
8	at DEN, 12/11/11
	at OAK, 11/11/07
	vs. WAS, 10/11/81
	at ATL, 10/13/74
7	Last: vs. TB, 12/17/06

Fewest, game

1	0 Last: at MIN, 12/9/12
---	-------------------------

YARDS ALLOWED**Most, season**

727	1997 (16 games)
633	1974 (14 games)
612	1952 (12 games)

Fewest, season

84	2012 (16 games)
106	1969 (14 games)
110	1972 (14 games)

Most, game

147	vs. GB, 11/8/59
117	at ATL, 10/13/74
116	at TB, 12/21/97

AVERAGE RETURN ALLOWED**Highest, season**

17.0	1941 (11 games)
16.1	1952 (12 games)
16.0	1947 (10 games)
14.0	1997 (16 games)**

Lowest, season

3.4	2012 (16 games)
3.8	1969 (14 games)
4.1	1967 (14 games)

TOUCHDOWNS ALLOWED**Most, season**

2	1997 (16 games)
	1996 (16 games)
	1954 (12 games)
	1952 (12 games)
	1947 (12 games)
	1941 (11 games)
	1933 (13 games)

Most, game

1	Last: at DAL, 9/19/10
---	-----------------------

FAIR CATCHES FORCED**Most, season**

38	1993 (16 games)
33	2000 (16 games)
27	2011 (16 games)
	2008 (16 games)

Fewest, season

5	1989 (16 games)
6	1990 (16 games)
7	1987 (15 games)
	1982 (9 games)
	1980 (16 games)

Most, game

7	vs. DET, 11/21/76
6	at GB, 12/16/73

KICKOFF RETURNS**RETURNS ALLOWED****Most, season**

83	2006 (16 games)
78	1985 (16 games)
73	1990 (16 games)

Fewest, season

30	1982 (9 games)
32	1971 (14 games)
33	1957 (12 games)
	1973 (14 games)
35	2011 (16 games)**

Most, game

10	at DET, 9/24/89
9	vs. TB, 9/25/93
	vs. GB, 12/7/80
	vs. BAL, 10/21/56
	at Boston, 11/21/48
8	Last: at MIN, 12/20/10

Fewest, game

†0	Last: vs. SEA, 12/2/12
----	------------------------

YARDS ALLOWED**Most, season**

1,827	1985 (16 games)
1,730	2006 (16 games)
1,656	2008 (16 games)

Fewest, season

435	1940 (11 games)
537	1982 (9 games)
688	1945 (10 games)
767	2012 (16 games)**

Most, game

275	at DET, 9/24/89
254	at LA Rams, 10/13/63
234	vs. GB, 12/7/80

Fewest, game

†0	Last: at DEN, 12/11/11
----	------------------------

AVERAGE ALLOWED**Highest, season**

27.8	1960 (12 games)
26.6	1956 (12 games)
26.1	1957 (12 games)
24.4	2011 (16 games)**
	2008 (16 games)**

Lowest, season

16.0	1946 (11 games)
16.6	1999 (16 games)**
17.3	1993 (16 games)

TOUCHDOWNS ALLOWED**Most, season**

1	Last: 2007
---	------------

Most, game

1	Last: at DET, 9/30/07
---	-----------------------

PENALTIES**OPPONENTS' PENALTIES****Most, season**

132	2006 (16 games)
129	1980 (16 games)
120	2004 (16 games)
	1987 (15 games)

Fewest, season

34	1942 (11 games)
43	1941 (11 games)
52	1982 (9 games)
78	Last: 2012 (16 games)**

Most, game

21	at CLE, 11/25/51
18	vs. GB, 9/27/10
16	at GB, 11/8/87

Fewest, game

†0	Last: at GB, 12/25/11
1	Last: vs. GB, 12/23/07

OPPONENTS' YARDS PENALIZED**Most, season**

1,109	1980 (16 games)
1,103	1987 (15 games)
1,084	2006 (16 games)

Fewest, season

110	1937 (11 games)
451	1982 (9 games)
601	1974 (14 games)
645	1994 (16 games)**

Most, game

209	at CLE, 11/25/51
152	vs. GB, 9/27/10
149	vs. NO, 10/8/00

Fewest, game

†0	Last: at GB, 12/25/11
5	Last: vs. LA Rams, 12/18/94

**Indicates 16-game record



CHICAGO BEARS INDIVIDUAL POSTSEASON RECORDS

SERVICE

Games

- 13 Mark Bortz, 1983-94
- 12 Kevin Butler, 1985-95
- Dennis Gentry, 1982-91
- Dan Hampton, 1979-90
- Jay Hilgenberg, 1981-91
- Steve McMichael, 1981-93
- Ron Rivera, 1984-92
- Mike Singletary, 1981-92
- Keith Van Horne, 1981-93
- 11 Jim Covert, 1983-90

Starts

- 12 Mark Bortz, 1983-94
- Jay Hilgenberg, 1981-91
- Mike Singletary, 1981-92
- Keith Van Horne, 1981-93
- 11 Jim Covert, 1983-90
- Dan Hampton, 1979-90
- Steve McMichael, 1981-93
- 10 Richard Dent, 1983-93, 95
- Tom Thayer, 1985-92

SCORING

Points, career

- 74 Kevin Butler, 1985-95
- 37 Robbie Gould, 2005-12
- 33 Jack Manders, 1933-41

Points, game

- 15 Jack Manders, vs. WAS, 12/12/37
- 14 Kevin Butler, vs. NE, 1/26/86
- 13 Robbie Gould, vs. NO, 1/21/07

Touchdowns, career

- 4 Thomas Jones, 2004-06
- Dennis McKinnon, 1983-85, 87-89
- Norm Standlee, 1941
- Harry Clark, 1940-43
- 3 Willie Gault, 1983-87
- Jim McMahon, 1982-88
- Ken Kavanaugh, 1940-41, 45-50
- Dante Magnani, 1943, 46, 49

Touchdowns, game

- 2 Last: Jay Cutler, vs. SEA, 1/16/11

Field Goals, career

- 16 Kevin Butler, 1985-95
- 6 Robbie Gould, 2005-12
- Bob Snyder, 1939-41, 43
- Jack Manders, 1933-40
- 2 Bob Thomas, 1975-84

Field Goals, game

- 3 Last: Robbie Gould, vs. NO, 1/21/07
- 2 Last: Robbie Gould, vs. SEA, 1/14/07

Field Goals, long

- 49 Robbie Gould, vs. SEA, 1/14/07
- 46 Kevin Butler, vs. PHI, 12/31/88
- 44 Robbie Gould, vs. IND, 2/4/07



Robbie Gould converts a 49-yard field goal in overtime against the Seattle Seahawks to give the Bears a 27-24 win on Jan. 14, 2007 in the NFC Divisional playoff.

RUSHING

Attempts, career

- 180 Walter Payton, 1975-87
- 81 Neal Anderson, 1986-93
- 75 Thomas Jones, 2004-06

Attempts, game

- 27 Neal Anderson, vs. NO, 1/6/91
- Walter Payton, vs. NYG, 1/5/86
- 25 Matt Forté, vs. SEA, 1/16/11
- 24 Last: Cedric Benson, vs. NO, 1/21/07

Yards, career

- 632 Walter Payton, 1975-87
- 381 Thomas Jones, 2004-06
- 279 Neal Anderson, 1986-93

Yards, game

- 123 Thomas Jones, vs. NO, 1/21/07
- 119 George McAfee, vs. GB, 12/14/41
- 112 Thomas Jones, vs. IND, 2/4/07

Touchdowns, career

- 4 Thomas Jones, 2004-06
- Norm Standlee, 1941
- 3 Jim McMahon, 1982-88
- 2 Last: Jay Cutler, 2009-12

Touchdowns, game

- 2 Last: Jay Cutler, vs. SEA, 1/16/11

Long

- 68 Bill Osmanski, at WAS, 12/8/40
- 58 Thomas Sanders, vs. PHI, 12/31/88
- 52 Thomas Jones, vs. IND, 2/4/07

PASSING

Attempts, career

- 133 Rex Grossman, 2003-08
- 127 Jim McMahon, 1982-88
- 93 Mike Tomczak, 1985-90

Attempts, game

- 44 Jim Harbaugh, vs. DAL, 12/29/91
- 41 Rex Grossman, vs. CAR, 1/15/06
- 38 Rex Grossman, vs. SEA, 1/14/07

Completions, career

- 70 Jim McMahon, 1982-88
- 69 Rex Grossman, 2003-08
- 45 Mike Tomczak, 1985-90
- Sid Luckman, 1939-50

Completions, game

- 22 Jim Harbaugh, vs. DAL, 12/29/91
- 21 Rex Grossman, vs. SEA, 1/14/07
- 20 Rex Grossman, vs. IND, 2/4/07

Yards, career

- 967 Jim McMahon, 1982-88
- 783 Rex Grossman, 2003-08
- 721 Sid Luckman, 1939-50

Yards, game

- 286 Sid Luckman, vs. WAS, 12/26/43
- 282 Rex Grossman, vs. SEA, 1/14/07
- 274 Jay Cutler, vs. SEA, 1/16/11

Touchdowns, career

- 9 Sid Luckman, 1939-50
- 4 Jim McMahon, 1982-88
- Rex Grossman, 2003-08
- 2 Last: Jay Cutler, 2009-12

Touchdowns, game

- 5 Sid Luckman, vs. WAS, 12/26/43
- 2 Last: Jay Cutler, vs. SEA, 1/16/11
- 1 Last: Caleb Hanie, vs. GB, 1/23/11

Interceptions, career

- 5 Mike Tomczak, 1985-90
- 4 Jim McMahon, 1982-88
- Bob Avellini, 1975-84
- Sid Luckman, 1939-50
- Rex Grossman, 2003-08
- 3 Johnny Lujack, 1948-51
- Steve Walsh, 1994

Interceptions, game

- 4 Bob Avellini, at DAL, 12/26/77
- 3 Mike Tomczak, vs. PHI, 12/31/88
- Jim McMahon, vs. WAS, 1/10/88
- Johnny Lujack, at LA Rams, 12/17/50
- 2 Last: Caleb Hanie, vs. GB, 1/23/11

Long

- 75t Steve Fuller, at WAS, 12/30/84
- 68t Rex Grossman, vs. SEA, 1/14/07
- 67t George Corbett, vs. NYG, 12/17/33



Jay Cutler rushed for two touchdowns and threw for 274 yards in the Bears 35-24 NFC Divisional playoff win vs. Seattle on Jan. 16, 2011.



CHICAGO BEARS INDIVIDUAL POSTSEASON RECORDS

RECEIVING

Receptions, career

- 22 Walter Payton, 1975-87
- 20 Dennis McKinnon, 1983-85, 87-88
- 19 Bernard Berrian, 2004-07

Receptions, game

- 10 Matt Forté, vs. GB, 1/23/11
- 9 Tom Waddle, vs. DAL, 12/29/91
- 7 Wendell Davis, vs. DAL, 12/29/91
- Walter Payton, vs. LA Rams, 1/12/86

Yards, career

- 454 Willie Gault, 1983-87
- 345 Dennis McKinnon, 1983-85, 87-88
- 296 Bernard Berrian, 2004-07

Yards, game

- 129 Willie Gault, vs. NE, 1/26/86
- 122 Dante Magnani, vs. WAS, 12/26/43
- 113 Greg Olsen, vs. SEA, 1/16/11

Touchdowns, career

- 4 Dennis McKinnon, 1983-85, 87-89
- 3 Willie Gault, 1983-88
- 2 Bernard Berrian, 2004-07
- Ken Kavanaugh, 1940-41, 45-50
- Dante Magnani, 1943, 46, 49
- Harry Clark, 1940-43
- Bill Karr, 1933-38

Touchdowns, game

- 2 Dennis McKinnon, vs. NYG, 1/5/86
- Harry Clark, vs. WAS, 12/26/43
- Dante Magnani, vs. WAS, 12/26/43
- Bill Karr, vs. NYG, 12/17/33
- 1 Last: Earl Bennett, vs. GB, 1/23/11

Long

- 75t Willie Gault, at WAS, 12/30/84
- 68t Bernard Berrian, vs. SEA, 1/14/07
- 67t Carl Brumbaugh, vs. NYG, 12/17/33

PUNTING

Punts, career

- 44 Brad Maynard, 2001-10
- 29 Maury Buford, 1985-86, 89-91
- 22 Sid Luckman, 1939-50

Punts, game

- 10 Maury Buford, vs. LA Rams, 1/12/86
- Keith Molesworth, vs. NYG, 12/17/33
- 9 Brad Maynard, vs. GB, 1/23/11
- Keith Molesworth, vs. NYG, 12/9/34
- 7 Last: Brad Maynard, vs. NO, 1/21/07

Yards, career

- 1,766 Brad Maynard, 2001-10
- 1,102 Maury Buford, 1985-91
- 863 Sid Luckman, 1939-50

Yards, game

- 398 Keith Molesworth, vs. NYG, 12/17/33
- 366 Keith Molesworth, vs. NYG, 12/9/34
- 363 Maury Buford, vs. LA Rams, 1/12/86

Long

- 66 Brad Maynard, vs. NO, 1/21/07
- 63 Sam Francis, vs. WAS, 12/12/37
- 61 George McAfee, vs. GB, 12/21/41

PUNT RETURNS

Returns, career

- 11 Devin Hester, 2006-12
- Keith Ortego, 1985-87
- 9 George McAfee, 1940-41, 45-50

Returns, game

- 6 George McAfee, at LA Rams, 12/17/50
- 5 Keith Ortego, vs. NYG, 1/5/86
- Lew Barnes, vs. WAS, 1/3/87
- 4 Keith Ortego, vs. LA Rams, 1/12/86
- Keith Molesworth, at NYG, 12/9/34

Yards, career

- 108 George McAfee, 1940-41, 45-50
- 100 Keith Molesworth, 1931-38
- 94 Hugh Gallarneau, 1941-46

Yards, game

- 81 Hugh Gallarneau, vs. GB, 12/14/41
- 79 George McAfee, at LA Rams, 12/17/50
- 67 Keith Molesworth, at NYG, 12/9/34

Touchdowns, career

- 1 Shaun Gayle (5 yards), vs. NYG, 1/5/86
- Hugh Gallarneau (81 yards), vs. GB, 12/14/41

Long

- 81t Hugh Gallarneau, vs. GB, 12/14/41
- 28 Keith Molesworth, at NYG, 12/9/34
- 26 Devin Hester, vs. SEA, 1/16/11

KICKOFF RETURNS

Returns, career

- 17 Dennis Gentry, 1982-92
- 10 Willie Gault, 1983-87
- 9 Devin Hester, 2006-12

Returns, game

- 7 Don Bingham, at NYG, 12/30/56
- 6 Autry Denson, vs. PHI, 1/19/02
- 5 Rashied Davis, vs. CAR, 1/15/06
- Nate Lewis, at SF, 1/7/95

Yards, career

- 435 Dennis Gentry, 1982-92
- 214 Devin Hester, 2006-12
- 191 Willie Gault, 1983-87

Yards, game

- 127 Dennis Gentry, vs. WAS, 1/3/87
- 125 Nate Lewis, at SF, 1/7/95
- 120 Autry Denson, vs. PHI, 1/19/02

Touchdowns, career

- 1 Devin Hester, 2006-12

Long

- 92t Devin Hester, vs. IND, 2/4/07
- 60 Dennis Gentry, vs. WAS, 1/3/87
- 49 Dennis Gentry, vs. WAS, 1/10/88

INTERCEPTIONS

Interceptions, career

- 4 George McAfee, 1940-41, 45-50
Clyde Turner, 1940-52
- 3 Mike Richardson, 1983-88
Sid Luckman, 1939-50

Interceptions, game

- 2 Gary Fencik, at SF, 1/5/85
George McAfee, at NYG, 12/15/46
Dante Magnini, at NYG, 12/15/46
Sid Luckman, vs. WAS, 12/26/43
George Wilson, vs. GB, 12/14/41
Joe Maniaci, at WAS, 12/8/40
- 1 Last: Urlacher/Briggs, vs. GB, 1/23/11

Yards, career

- 68 George McAfee, 1940-41, 45-50
- 61 Larry Morris, 1959-65
- 59 Brian Urlacher, 2000-12

Yards, game

- 61 Larry Morris, vs. NYG, 12/29/63
- 51 Vestee Jackson, vs. PHI, 12/31/88
- 49 Dante Magnani, at NYG, 12/15/46

Touchdowns, career

- 1 Jerry Azumah (39 yards), vs. PHI, 1/19/02
Reggie Phillips (38 yards), vs. NE, 1/26/86
Dante Magnani (19 yards), at NYG, 12/15/46
Hampton Pool (15 yards), at WAS, 12/8/40
George McAfee (34 yards), at WAS, 12/8/40
Clyde Turner (24 yards), at WAS, 12/8/40

Long

- 51 Vestee Jackson, vs. PHI, 12/31/88
- 47 Maurice Douglass vs. PHI, 12/31/88
Jim Morrissey, vs. NE, 1/26/86
- 39 Brian Urlacher, vs. GB, 1/23/11
Jerry Azumah, vs. PHI, 1/19/02

SACKS

Sacks, career

- 10.5 Richard Dent, 1983-93, 95
- 8.0 Dan Hampton, 1979-90
- 5.5 Steve McMichael, 1981-93

Sacks, game

- 3.5 Richard Dent, vs. NYG, 1/5/86
- 3.0 Richard Dent, at WAS, 12/30/84
- 2.0 Trace Armstrong, at MIN, 1/1/95
Otis Wilson, vs. NE, 1/26/86
Dan Hampton, at WAS, 12/30/84
Dan Hampton, at PHI, 12/23/79
- 1.5 Tommie Harris, vs. SEA, 1/16/11



Devin Hester returned the opening kickoff of Super Bowl XLI 92 yards for a touchdown.



Team Postseason Records inclusive of Super Bowl Era only

SCORING

Most Points, Game

- 46 (W) vs. NE (1/26/86)
- 39 (W) vs. NO (1/21/07)
- 35 (W) vs. SEA (1/16/11)
- (W) at MIN (1/1/95)

Fewest Points, Game

- 0 (L) at SF (1/6/85)
- 3 (L) at NYG (1/13/91)
- (L) vs. SF (1/8/89)
- 7 (L) at DAL (12/26/77)

Most Points, Both Teams, Game

- 59 (35-24) vs. SEA (1/16/11)
- (15-44) at SF (1/7/95)
- 56 (46-10) vs. NE (1/26/86)
- 53 (39-14) vs. NO (1/21/07)
- (35-18) at MIN (1/1/95)

Fewest Points, Both Teams, Game

- 21 (21-0) vs. NYG (1/5/86)
- 22 (16-6) vs. NO (1/6/91)
- 23 (0-23) at SF (1/6/85)

Largest Margin of Victory, Game

- 36 (46-10) vs. NE (1/26/86)
- 25 (39-14) vs. NO (1/21/07)
- 24 (24-0) vs. LA Rams (1/12/86)

Most Points, Shutout Victory, Game

- 24 vs. LA Rams (1/12/86)
- 21 vs. NYG (1/5/86)

Most Points Overcome to Win Game

- 3 vs. SEA (1/14/07)
- vs. MIN (1/1/95)
- vs. NE (1/26/86)
- at WAS (12/30/84)

Most Points, Each Half

- 1st: 23 vs. NE (1/26/86)
- 21 vs. SEA (1/16/11)
- vs. SEA (1/14/07)
- 2nd: 23 vs. NO (1/21/07)
- vs. NE (1/26/86)
- 21 at MIN (1/1/95)
- 14 Last: vs. GB (1/23/11)

Most Points, Each Quarter

- 1st: 14 vs. SEA (1/16/11)
- 13 vs. NE (1/26/86)
- 2nd: 14 vs. SEA (1/14/07)
- at MIN (1/1/95)
- 3rd: 21 vs. NE (1/26/86)
- 14 vs. NYG (1/5/86)
- 4th: 21 vs. NO (1/21/07)
- 14 Last: vs. GB (1/23/11)
- OT: 3 vs. SEA (1/14/07)

TOUCHDOWNS

Most Touchdowns, Game

- 5 Last: vs. SEA (1/16/11)
- 4 vs. NO (1/21/07)
- 3 Last: vs. SEA (1/14/07)

Fewest Touchdowns, Game

- 0 at NYG (1/13/91)
- vs. SF (1/8/89)
- at SF (1/6/85)
- 1 Last: vs. DAL (12/29/91)

Most Touchdowns, Both Teams, Game

- 8 (5 and 3) vs. SEA (1/16/11)
- (2 and 6) at SF (1/7/95)
- 7 (5 and 2) at MIN (1/1/95)
- 6 Last: (4 and 2) vs. NO (1/21/07)

Fewest Touchdowns, Both Teams, Game

- 1 (1 and 0) vs. NO (1/6/91)
- 2 (2 and 0) vs. PHI (12/31/88)
- (0 and 2) at SF (1/6/85)
- 3 Last: vs. DAL (12/29/91)

FIELD GOALS

Most Field Goals Made, Game

- 3 Last: vs. NO (1/21/07)
- 2 Last: vs. SEA (1/14/07)

Most Field Goals Made, Both Teams, Game

- 6 (2 and 4) vs. PHI (12/31/88)
- 5 (1 and 4) vs. PHI (1/19/02)
- (3 and 2) vs. NO (1/6/91)
- 4 Last: (2 and 2) vs. WAS (1/3/87)

Most Field Goals Attempted, Game

- 4 vs. NO (1/6/91)
- vs. PHI (12/31/88)
- 3 Last: vs. NO (1/21/07)

Most Field Goals Attempted, Both Teams, Game

- 9 (4 and 5) vs. PHI (12/31/88)
- 8 (4 and 4) vs. NO (1/6/91)
- 6 (3 and 3) vs. WAS (1/3/87)

FIRST DOWNS

OVERALL FIRST DOWNS

Most First Downs, Game

- 26 vs. DAL (12/29/91)
- 23 vs. CAR (1/15/06)
- vs. NE (1/26/86)
- 21 vs. SEA (1/16/11)
- vs. SEA (1/14/07)

Fewest First Downs, Game

- 10 vs. PHI (1/19/02)
- 11 at NYG (1/13/91)
- vs. IND (2/4/07)
- 13 Last: vs. LA Rams (1/12/86)

Most First Downs, Both Teams, Game

- 47 (20 and 27) at SF (1/7/95)
- 44 (23 and 21) vs. CAR (1/15/06)
- 41 (26 and 15) vs. DAL (12/29/91)

Fewest First Downs, Both Teams, Game

- 22 (13 and 9) vs. LA Rams (1/12/86)
- 27 (17 and 10) vs. NYG (1/5/86)
- 29 (10 and 19) vs. PHI (1/19/02)
- (18 and 11) vs. NO (1/6/91)

FIRST DOWNS BY RUSHING

Most First Downs, Rushing, Game

- 13 vs. NE (1/26/86)
- 12 vs. NO (1/21/07)
- vs. DAL (12/29/91)
- 11 vs. SEA (1/16/11)

Fewest First Downs, Rushing, Game

- 0 at NYG (1/13/91)
- 3 vs. IND (2/4/07)
- 4 at SF (1/7/95)
- at DAL (12/26/77)

Most First Downs, Rushing, Both Teams, Game

- 20 (8 and 12) vs. SEA (1/14/07)
- 18 (12 and 6) vs. DAL (12/29/91)
- (9 and 9) at SF (1/6/85)
- 17 Last: (4 and 13) at SF (1/7/95)

Fewest First Downs, Rushing, Both Teams, Game

- 8 (5 and 3) at MIN (1/1/95)
- 9 (8 and 1) vs. PHI (12/31/88)
- 10 (5 and 5) vs. LA Rams (1/12/86)
- (9 and 1) vs. NYG (1/5/86)

FIRST DOWNS BY PASSING

Most First Downs, Passing, Game

- 14 vs. DAL (12/29/91)
- 13 at SF (1/7/95)
- 11 Last: vs. GB (1/23/11)

Fewest First Downs, Passing, Game

- 2 vs. PHI (1/19/02)
- 3 at SF (1/6/85)
- 5 vs. WAS (1/3/87)

Most First Downs, Passing, Both Teams, Game

- 29 (11 and 18) at MIN (1/1/95)
- 27 (6 and 21) vs. PHI (12/31/88)
- 25 (14 and 11) vs. CAR (1/15/06)

Fewest First Downs, Passing, Both Teams, Game

- 11 (8 and 3) vs. LA Rams (1/12/86)
- 13 (5 and 8) vs. WAS (1/3/87)
- 15 Last: (2 and 13) vs. PHI (1/19/02)

Team Postseason Records inclusive of Super Bowl Era only

FIRST DOWNS BY PENALTY

Most First Downs, Penalty, Game

- 6 vs. CAR (1/15/06)
- 3 vs. SEA (1/14/07)
- at SF (1/7/95)
- 2 Last: vs. PHI (1/19/02)

Most First Downs, Penalty, Both Teams, Game

- 7 (6 and 1) vs. CAR (1/15/06)
- 6 (3 and 3) at SF (1/7/95)
- 4 (1 and 3) vs. GB (1/23/11)
- (1 and 3) vs. WAS (1/3/87)

NET YARDS GAINED

Most Net Yards Gained, Game

- 437 vs. SEA (1/16/11)
- 408 vs. NE (1/26/86)
- 372 vs. DAL (12/29/91)

Fewest Net Yards Gained, Game

- 184 vs. PHI (1/19/02)
- 186 at SF (1/6/85)
- 220 vs. WAS (1/3/87)

Most Net Yards Gained, Both Teams, Game

- 771 (341 and 430) vs. PHI (12/31/88)
- 716 (282 and 434) vs. CAR (1/15/06)
- 715 (340 and 375) vs. NO (1/21/07)

Fewest Net Yards Gained, Both Teams, Game

- 362 (232 and 130) vs. LA Rams (1/12/86)
- 520 (184 and 336) vs. PHI (1/19/02)
- (232 and 288) at NYG (1/13/91)
- 522 (220 and 302) vs. WAS (1/3/87)

OFFENSIVE PLAYS

Most Offensive Plays, Game

- 82 vs. DAL (12/29/91)
- 77 vs. SEA (1/16/11)
- 76 vs. NE (1/26/86)

Fewest Offensive Plays, Game

- 47 vs. PHI (1/19/02)
- 48 vs. IND (2/4/07)
- 52 at NYG (1/13/91)

Most Offensive Plays, Both Teams, Game

- 142 (75 and 67) vs. SEA (1/14/07)
- 137 (77 and 60) vs. SEA (1/16/11)
- 136 (72 and 64) vs. NO (1/21/07)
- (54 and 82) at MIN (1/1/95)

Fewest Offensive Plays, Both Teams, Game

- 119 (55 and 64) at DAL (12/26/77)
- 120 (47 and 73) vs. PHI (1/19/02)
- (52 and 68) at NYG (1/13/91)
- 121 (61 and 60) vs. LA Rams (1/12/86)
- (66 and 55) vs. NYG (1/5/86)



Team Postseason Records inclusive of Super Bowl Era only

YARDS PER PLAY

Highest Yards Per Play Average, Game

- 5.98 (341 yds, 57 plays) vs. PHI (12/31/88)
- 5.70 (308 yds, 54 plays) at MIN (1/1/95)
- 5.67 (437 yds, 77 plays) vs. SEA (1/16/11)

Lowest Yards Per Play Average, Game

- 2.95 (186 yds, 63 plays) at SF (1/6/85)
- 3.58 (247 yds, 69 plays) at SF (1/7/95)
- 3.80 (232 yds, 61 plays) vs. LA Rams (1/12/86)

Highest Yards Per Play Average, Both Teams, Game

- 5.84 (771 yds, 132 plays) vs. PHI (12/31/88)
- 5.38 (695 yds, 129 plays) vs. IND (2/4/07)
- 5.36 (713 yds, 133 plays) vs. SEA (1/16/11)

Lowest Yards Per Play Average, Both Teams, Game

- 2.99 (362 yds, 121 plays) vs. LA Rams (1/12/86)
- 4.05 (522 yds, 129 plays) vs. WAS (1/3/87)
- 4.08 (531 yds, 130 plays) vs. NE (1/26/86)

RUSHING

RUSHING ATTEMPTS

Most Rushing Attempts, Game

- 49 vs. NE (1/26/86)
- 46 vs. NO (1/21/07)
- 45 vs. SEA (1/16/11)

Fewest Rushing Attempts, Game

- 16 at NYG (1/13/91)
- 18 at SF (1/7/95)
- 19 vs. IND (2/4/07)

Most Rushing Attempts, Both Teams, Game

- 75 (27 and 48) at DAL (12/26/77)
- 66 (29 and 37) at PHI (12/23/79)
- 65 (34 and 31) vs. SEA (1/14/07)

Fewest Rushing Attempts, Both Teams, Game

- 49 (30 and 19) at MIN (1/1/95)
- (33 and 16) vs. PHI (12/31/88)
- 54 (23 and 31) vs. PHI (1/19/02)
- 55 (18 and 37) at SF (1/7/95)

RUSHING YARDS GAINED

Most Rushing Yards Gained, Game

- 196 vs. NO (1/21/07)
- 189 vs. NO (1/6/91)
- 176 vs. SEA (1/16/11)

Fewest Rushing Yards Gained, Game

- 27 at NYG (1/13/91)
- 39 at SF (1/7/95)
- 81 at DAL (12/26/77)

Most Rushing Yards Gained, Both Teams, Game

- 314 (81 and 233) at DAL (12/26/77)
- 308 (149 and 159) at SF (1/6/85)
- 302 (111 and 191) vs. IND (2/4/07)

Fewest Rushing Yards Gained, Both Teams, Game

- 143 (94 and 49) at MIN (1/1/95)
- 174 (167 and 7) vs. NE (1/26/86)
- 177 (91 and 86) vs. LA Rams (1/12/86)

YARDS PER CARRY

Highest Yards Per Carry Average, Game

- 5.84 (111 yds, 19 carries) vs. IND (2/4/07)
- 4.97 (164 yds, 33 carries) vs. PHI (12/31/88)
- 4.83 (111 yds, 23 carries) vs. PHI (1/19/02)

Lowest Yards Per Carry Average, Game

- 1.69 (27 yds, 16 carries) at NYG (1/13/91)
- 2.17 (39 yds, 18 carries) at SF (1/7/95)
- 2.76 (91 yds, 33 carries) vs. LA Rams (1/12/86)

Highest Yards Per Carry Average, Both Teams, Game

- 5.05 (308 yds, 61 carries) at SF (1/6/85)
- 4.95 (302 yds, 61 carries) vs. IND (2/4/07)
- 4.41 (216 yds, 49 carries) vs. PHI (12/31/88)

Lowest Yards, Per Carry Average, Both Teams

- 2.90 (174 yds, 60 carries) vs. NE (1/26/86)
- 2.92 (143 yds, 49 carries) at MIN (1/1/95)
- 3.00 (177 yds, 59 carries) vs. LA Rams (1/12/86)

RUSHING TOUCHDOWNS

Most Rushing Touchdowns, Game

- 4 vs. NE (1/26/86)
- 3 vs. SEA (1/16/11)
- vs. NO (1/21/07)
- 2 Last: vs. SEA (1/14/07)

Fewest Rushing Touchdowns, Game

- 0 10 times; Last: vs. IND (2/04/07)

Most Rushing Touchdowns, Both Teams, Game

- 6 (1 and 5) at SF (1/7/95)
- 4 (2 and 2) vs. SEA (1/14/07)
- (4 and 0) vs. NE (1/26/86)
- 3 Last: (1 and 2) vs. GB (1/23/11)

Fewest Rushing Touchdowns, Both Teams, Game

- 0 vs. NO (1/6/91)
- vs. NYG (1/5/86)
- 1 Seven times; Last: vs. IND (2/4/07)

PASSING

ATTEMPTS

Most Passing Attempts, Game

- 47 at SF (1/7/95)
- 45 vs. DAL (12/29/91)
- vs. SF (1/8/89)
- 41 Last: vs. CAR (1/15/06)

Fewest Passing Attempts, Game

- 17 at WAS (12/30/84)
- 21 vs. NYG (1/5/86)
- 22 Last: vs. PHI (1/19/02)

Most Passing Attempts, Both Teams, Game

- 84 (23 and 61) at MIN (1/1/95)
- 78 (23 and 55) vs. PHI (12/31/88)
- 75 (29 and 46) vs. SEA (1/16/11)
- (26 and 49) vs. NO (1/21/07)

Fewest Passing Attempts, Both Teams, Game

- 39 (25 and 14) at DAL (12/26/77)
- 53 (36 and 17) at NYG (1/13/91)
- (30 and 23) at PHI (12/23/79)
- 56 (25 and 31) vs. LA Rams (1/12/86)
- (21 and 35) vs. NYG (1/5/86)

COMPLETIONS

Most Completions, Game

- 29 at SF (1/7/95)
- 23 vs. DAL (12/29/91)
- 21 vs. SEA (1/14/07)

Fewest Completions, Game

- 10 at WAS (12/30/84)
- 11 Last: vs. NO (1/21/07)

Most Completions, Both Teams, Game

- 48 (15 and 33) at MIN (1/1/95)
- 47 (29 and 18) at SF (1/7/95)
- 45 (20 and 25) vs. IND (2/4/07)

Fewest Completions, Both Teams, Game

- 23 (15 and 8) vs. NO (1/6/91)
- 25 (11 and 14) vs. NYG (1/5/86)
- (13 and 12) at PHI (12/23/79)
- 26 (11 and 15) vs. WAS (1/3/87)
- (16 and 10) vs. LA Rams (1/12/86)

Highest Completion Percentage, Game

- 71.4% (20-28) vs. IND (2/4/07)
- 65.2% (15-23) at MIN (1/1/95)
- 64.0% (16-25) vs. LA Rams (1/12/86)

Lowest Completion Percentage, Game

- 35.5% (11-31) vs. WAS (1/3/87)
- 41.5% (17-41) vs. CAR (1/15/06)
- 42.3% (11-26) vs. NO (1/21/07)

Highest Completion Percentage, Both Teams, Game

- 68.8% (45-66) vs. IND (2/4/07)
- 64.4% (47-73) at SF (1/7/95)
- 59.7% (37-62) vs. PHI (1/19/02)

Lowest Completion Percentage, Both Teams, Game

- 40.0% (24-60) vs. NO (1/6/91)
- 41.3% (26-63) vs. WAS (1/3/87)
- 44.6% (25-56) vs. NYG (1/5/86)

NET PASSING YARDS GAINED

Most Net Passing Yards, Game

- 261 vs. SEA (1/16/11)
- 251 vs. SEA (1/14/07)
- 241 vs. NE (1/26/86)

Team Postseason Records inclusive of Super Bowl Era only

Fewest Net Passing Yards, Game

- 37 at SF (1/6/85)
- 73 vs. PHI (1/19/02)
- 127 vs. WAS (1/3/87)

Most Net Passing Yards, Both Teams, Game

- 555 (177 and 378) vs. PHI (12/31/88)
- 554 (214 and 340) at MIN (1/1/95)
- 503 (261 and 242) vs. SEA (1/16/11)

Fewest Net Passing Yards, Both Teams, Game

- 185 (141 and 44) vs. LA Rams (1/12/86)
- 265 (37 and 228) at SF (1/6/85)
- 275 (143 and 132) at DAL (12/26/77)

SACKS

Fewest Times Sacked, Game

- 0 Last: vs. NO (1/21/07)
- 1 Last: vs. IND (2/4/07)

Most Times Sacked, Game

- 9 at SF (1/6/85)
- 5 vs. WAS (1/10/88)
- at WAS (12/30/84)
- 4 at SF (1/7/95)

Fewest Times Sacked, Both Teams, Game

- 2 (1 and 1) vs. IND (2/4/07)
- (0 and 2) vs. SF (1/8/89)
- 3 Last: (2 and 1) vs. GB (1/23/11)

Most Times Sacked, Both Teams, Game

- 12 (5 and 7) at WAS (12/30/84)
- 12 (9 and 3) at SF (1/6/85)
- 10 (3 and 7) vs. NE (1/26/86)

GROSS YARDS GAINED

Most Gross Passing Yards, Game

- 282 vs. SEA (1/14/07)
- 274 vs. SEA (1/16/11)
- 256 vs. NE (1/26/86)

Fewest Gross Passing Yards, Game

- 87 at SF (1/6/85)
- 89 vs. PHI (1/19/02)
- 134 vs. WAS (1/3/87)

Most Gross Passing Yards, Both Teams, Game

- 592 (185 and 407) vs. PHI (12/31/88)
- 572 (221 and 351) at MIN (1/1/95)
- 532 (274 and 258) vs. SEA (1/16/11)

Fewest Gross Passing Yards, Both Teams, Game

- 230 (164 and 66) vs. LA Rams (1/12/86)
- 311 (177 and 134) at DAL (12/26/77)
- 317 (205 and 112) at NYG (1/13/91)



Team Postseason Records inclusive of Super Bowl Era only

TOUCHDOWNS

Most Passing Touchdowns, Game

- 3 at WAS (12/30/84)
- 2 3 times; Last: vs. SEA (1/16/11)
- 1 11 times; Last: vs. IND (2/4/07)

Fewest Passing Touchdowns, Game

- 0 Six times; Last vs. vs. PHI (1/19/02)

Most Passing Touchdowns, Both Teams, Game

- 5 (2 and 3) vs. SEA (1/16/11)
- 4 (1 and 3) vs. CAR (1/15/06)
- (2 and 2) at MIN (1/1/95)
- 3 5 times; Last: (1 and 2) vs. NO (1/21/07)

Fewest Passing Touchdowns, Both Teams, Game

- 1 6 times; Last: (1 and 0) vs. GB (1/23/11)

INTERCEPTIONS

Fewest Interceptions Thrown, Game

- 0 Last: vs. NO (1/21/07)

Most Interceptions Thrown, Game

- 4 at DAL (12/26/77)
- 3 vs. GB (1/23/11)
- vs. PHI (1/19/02)
- vs. PHI (12/31/88)
- vs. WAS (1/10/88)
- 2 Last: vs. IND (2/4/07)

Fewest Interceptions Thrown, Both Teams, Game

- 0 vs. NYG (1/5/86)
- 1 Four times; Last: (0 and 1) vs. NO (1/21/07)

Most Interceptions Thrown, Both Teams, Game

- 6 (3 and 3) vs. PHI (12/31/88)
- 5 (3 and 2) vs. GB (1/23/11)
- (4 and 1) at DAL (12/26/77)
- 4 (3 and 1) vs. PHI (1/19/02)
- (3 and 1) vs. WAS (1/10/88)

PUNTING

PUNTS

Most Punts, Game

- 10 vs. LA Rams (1/12/86)
- 9 vs. GB (1/23/11)
- 7 Last: vs. NO (1/21/07)

Fewest Punts, Game

- 1 vs. DAL (12/29/91)
- 2 at NYG (1/13/91)
- vs. NO (1/6/91)
- vs. PHI (12/31/88)
- 3 at MIN (1/1/95)

Most Punts, Both Teams, Game

- 21 (10 and 11) vs. LA Rams (1/12/86)
- 17 (9 and 8) vs. GB (1/23/11)
- 15 (6 and 9) vs. NYG (1/5/86)

Fewest Punts, Both Teams, Game

- 4 (1 and 3) vs. DAL (12/29/91)
- 5 (2 and 3) at NYG (1/13/91)
- (2 and 3) vs. NO (1/6/91)
- 6 (4 and 2) at SF (1/7/95)
- (2 and 4) vs. PHI (12/31/88)

GROSS PUNT AVERAGE

Highest Gross Punt Average (MIN. 3 punts), Game

- 47.43 (7 punts, 332 yds) vs. NO (1/21/07)
- 45.20 (5 punts, 226 yds) vs. IND (2/4/07)
- 43.25 (4 punts, 173 yds) vs. NE (1/26/86)

Lowest Gross Punt Average (MIN. 3 punts), Game

- 31.43 (7 punts, 220 yds) vs. SF (1/8/89)
- 35.14 (7 punts, 246 yds) vs. CAR (1/15/06)
- 36.30 (10 punts, 363 yds) vs. LA Rams (1/12/86)

PUNT RETURNS

RETURNS

Most Punt Returns, Game

- 6 vs. NYG (1/5/86)
- 5 vs. WAS (1/3/87)
- vs. LA Rams (1/12/86)
- 4 vs. GB (1/23/11)

Fewest Punt Returns, Game

- 0 at SF (1/7/95)
- at PHI (12/23/79)
- 1 Five times; Last: vs. IND (2/4/07)

Most Punt Returns, Both Teams, Game

- 9 (5 and 4) vs. LA Rams (1/12/86)
- 8 (5 and 3) vs. WAS (1/3/87)
- (6 and 2) vs. NYG (1/5/86)
- 7 (4 and 3) vs. GB (1/23/11)

Fewest Punt Returns, Both Teams, Game

- 1 (1 and 0) at MIN (1/1/95)
- 2 (0 and 2) at SF (1/7/95)
- (2 and 0) vs. DAL (12/29/91)
- (1 and 1) vs. PHI (12/31/88)
- 3 (2 and 1) at NYG (1/13/91)
- (2 and 1) vs. NO (1/6/91)

PUNT RETURN YARDS GAINED

Most Punt Return Yards, Game

- 38 vs. GB (1/23/11)
- 30 vs. SEA (1/16/11)
- 27 vs. WAS (1/3/87)
- vs. NYG (1/5/86)

Team Postseason Records inclusive of Super Bowl Era only

Fewest Punt Return Yards, Game

- 0 at SF (1/7/95)
- vs. PHI (12/31/88)
- at PHI (12/23/79)
- 1 vs. CAR (1/15/06)
- at MIN (1/1/95)
- vs. SF (1/8/89)

Most Punt Return Yards, Both Teams, Game

- 81 (12 and 69) at SF (1/6/85)
- 77 (12 and 65) vs. WAS (1/10/88)
- 51 (38 and 13) vs. GB (1/23/11)
- (0 and 51) at PHI (12/23/79)

Fewest Punt Return Yards, Both Teams, Game

- 0 (1 and -1) vs. CAR (1/15/06)
- 1 (1 and 0) at MIN (1/1/95)
- 3 (0 and 3) vs. PHI (12/31/88)

PUNT RETURN AVERAGE

Highest Punt Return Average (MIN. 2 returns), Game

- 15.0 (2 returns, 30 yds) vs. SEA (1/16/11)
- 12.0 (2 returns, 24 yds) vs. NO (1/21/07)
- 10.0 (2 returns, 20 yds) vs. NE (1/26/86)

Lowest Punt Return Average (MIN. 2 returns), Game

- 0.5 (2 returns, 1 yd) vs. CAR (1/15/06)
- 1.5 (2 returns, 3 yds) at NYG (1/13/91)
- 1.7 (3 returns, 5 yds) vs. SEA (1/14/07)

PUNT RETURN TOUCHDOWNS

Most Punt Return Touchdowns, Game

- 1 vs. NYG (1/5/86)

Most Punt Return Touchdowns, Both Teams, Game

- 1 (0 and 1) vs. WAS (1/10/88)
- (1 and 0) vs. NYG (1/5/86)

KICKOFF RETURNS

RETURNS

Most Kickoff Returns, Game

- 8 vs. PHI (1/19/02)
- at DAL (12/26/77)
- 6 Last: vs. IND (2/4/07)

Fewest Kickoff Returns, Game

- 1 Last: vs. NO (1/6/91)
- 3 Last: vs. SEA (1/16/11)

Most Kickoff Returns, Both Teams, Game

- 12 (8 and 4) vs. PHI (1/19/02)
- 11 (4 and 7) vs. NE (1/26/86)
- 10 Last: (6 and 4) vs. IND (2/4/07)

Fewest Kickoff Returns, Both Teams, Game

- 5 Last: (1 and 4) vs. WAS (1/10/88)
- 6 Last: vs. DAL (12/29/91)

KICKOFF RETURN YARDS

Most Kickoff Return Yards, Game

- 180 vs. PHI (1/19/02)
- 162 at DAL (12/26/77)
- 159 vs. WAS (1/3/87)

Fewest Kickoff Return Yards, Game

- 21 vs. NYG (1/5/86)
- 22 vs. LA Rams (1/12/86)
- 24 vs. SEA (1/16/11)

Most Kickoff Return Yards, Both Teams, Game

- 264 (180 and 84) vs. PHI (1/19/02)
- 239 (73 and 166) vs. SEA (1/14/07)
- 232 (132 and 100) vs. CAR (1/15/06)

Fewest Kickoff Return Yards, Both Teams, Game

- 82 (67 and 15) at SF (1/6/85)
- 85 (29 and 56) vs. WAS (1/10/88)
- 93 (59 and 34) vs. DAL (12/29/91)

KICKOFF RETURN AVERAGE

Highest Kickoff Return Avg. (MIN. 2 returns), Game

- 26.5 (6 returns, 159 yds) vs. WAS (1/3/87)
- 24.7 (3 returns, 74 yds) at WAS (12/30/84)
- 23.0 (6 returns, 138 yds) vs. IND (2/4/07)

Lowest Kickoff Return Avg. (MIN. 2 returns), Game

- 8.0 (3 returns, 24 yds) vs. SEA (1/16/11)
- 12.3 (4 returns, 49 yds) vs. NE (1/26/86)
- 13.0 (3 returns, 39 yds) vs. NO (1/21/07)

PENALTIES

PENALTIES

Fewest Penalties, Game

- 1 vs. NO (1/21/07)
- vs. PHI (1/19/02)
- vs. PHI (12/31/88)
- 2 vs. NYG (1/5/86)
- 3 vs. SF (1/8/89)

Most Penalties, Game

- 9 vs. GB (1/23/11)
- 8 vs. SEA (1/16/11)
- 7 vs. NO (1/6/91)
- vs. NE (1/26/86)
- at SF (1/6/85)

Fewest Penalties, Both Teams, Game

- 3 (3 and 0) vs. SF (1/8/89)
- 6 (4 and 2) vs. DAL (12/29/91)
- (4 and 2) at NYG (1/13/91)
- (2 and 4) vs. NYG (1/5/86)
- 7 Three times; Last: vs. PHI (1/19/02)



CHICAGO BEARS POSTSEASON TEAM OFFENSE

Team Postseason Records inclusive of Super Bowl Era only

Most Penalties, Both Teams, Game

- 17 (6 and 11) at MIN (1/1/95)
- 15 (9 and 6) vs. GB (1/23/11)
- 13 (4 and 9) vs. CAR (1/15/06)
- (6 and 7) at WAS (12/30/84)

PENALTY YARDS

Fewest Penalty Yards, Game

- 5 vs. NO (1/21/07)
- vs. PHI (1/19/02)
- vs. PHI (12/31/88)
- 16 vs. DAL (12/29/91)
- 19 vs. CAR (1/15/06)

Most Penalty Yards, Game

- 89 vs. GB (1/23/11)
- 71 vs. SEA (1/16/11)
- 57 vs. NO (1/6/91)

Fewest Penalty Yards, Both Teams, Game

- 32 (16 and 16) vs. DAL (12/29/91)
- 35 (35 and 0) vs. SF (1/8/89)
- 45 (30 and 15) at NYG (1/13/91)
- (20 and 25) vs. NYG (1/5/86)

Most Penalty Yards, Both Teams, Game

- 129 (89 and 40) vs. GB (1/23/11)
- 115 (30 and 85) at MIN (1/1/95)
- 107 (42 and 65) vs. WAS (1/3/87)

FUMBLES

FUMBLES

Fewest Fumbles, Game

- 0 vs. CAR (1/15/06)
- at NYG (1/13/91)
- vs. NYG (1/5/86)
- 1 Eight times; Last: vs. GB (1/23/11)

Most Fumbles, Game

- 4 vs. IND (2/4/07)
- vs. SEA (1/14/07)
- 3 Four times; Last: vs. WAS (1/3/87)

Fewest Fumbles, Both Teams, Game

- 1 (1 and 0) vs. PHI (1/19/02)
- (0 and 1) at NYG (1/13/91)
- (1 and 0) vs. PHI (12/31/88)
- 2 (1 and 1) vs. WAS (1/10/88)
- (1 and 1) at SF (1/6/85)

Most Fumbles, Both Teams, Game

- 7 (3 and 4) vs. NE (1/26/86)
- (3 and 4) vs. LA Rams (1/12/86)
- 6 (4 and 2) vs. IND (2/4/07)
- 5 Five times; Last: at SF (1/7/95)

LOST FUMBLES

Fewest Lost Fumbles, Game

- 0 Nine times; Last: vs. GB (1/23/11)

Most Lost Fumbles, Game

- 3 vs. IND (2/4/07)
- at DAL (12/26/77)
- 2 vs. WAS (1/3/87)
- vs. NE (1/26/86)
- 1 Ten times; Last: vs. SEA (1/14/07)

Fewest Lost Fumbles, Both Teams, Game

- 0 Five times; Last: vs. GB (1/23/11)
- 1 Eight times; Last: vs. SEA (1/14/07)

Most Lost Fumbles, Both Teams, Game

- 6 (2 and 4) vs. NE (1/26/86)
- 5 (3 and 2) vs. IND (2/4/07)
- (3 and 2) at DAL (12/26/77)
- 3 Four times; Last: vs. NO (1/21/07)

NAMING THE BEARS

George Halas originally named the team the Decatur Staleys after A.E. Staley, a starch manufacturer and enthusiastic sports fan who sponsored a semi-pro team and commissioned Halas to organize the new squad.

One year later, trying to match the profitability of Chicago's baseball franchises, Staley asked Halas if he would take the team off Staley's hands and move it to Chicago for \$5,000, while keeping the name Staleys for another year. With the help of legendary baseball pioneers Bill Veeck, Sr. and William Wrigley, Halas soon acquired a lease to play at Wrigley Field.

When Halas' obligation to Staley terminated in 1922, he considered re-naming the team the Chicago Cubs out of respect for Veeck and Wrigley who, according to Halas in his biography, "had been such a great help."

But, as Halas continued, "I noted football players are much bigger players than baseball players, so if baseball players are cubs, then football players must be bears!"

On January 28, 1922, the franchise was renamed the Chicago Bears.

The team colors have always been navy blue and orange after those of Halas' alma mater, the University of Illinois. Halas lettered in football, basketball and baseball for the Fighting Illini, and is honored as one of U of I's most distinguished alumni in the Illini Union in Urbana-Champaign.

SCORING

SCORING

Fewest Points Allowed, Game

- 0 (W) vs. LA Rams (1/12/86)
- (W) vs. NYG (1/5/86)
- 6 (W) vs. NO (1/6/91)
- 10 (W) vs. NE (1/26/86)

Most Points Allowed, Game

- 44 (L) at SF (1/7/95)
- 37 (L) at DAL (12/26/77)
- 33 (L) vs. PHI (1/19/02)

Fewest Touchdowns Allowed, Game

- 0 vs. NO (1/6/91)
- vs. PHI (12/31/88)
- vs. LA Rams (1/12/86)
- vs. NYG (1/5/86)
- 1 vs. NE (1/26/86)

Most Touchdowns Allowed, Game

- 6 at SF (1/7/95)
- 4 at NYG (1/13/91)
- vs. SF (1/8/89)
- at DAL (12/26/77)
- 3 Last: vs. SEA (1/14/07)

TAKEAWAYS

TOTAL TAKEAWAYS

Most Takeaways, Game

- 6 vs. NE (1/26/86)
- 4 vs. NO (1/21/07)
- at MIN (1/1/95)
- 3 Last: vs. IND (2/4/07)

Fewest Takeaways, Game

- 0 vs. SEA (1/16/11)
- vs. DAL (12/29/91)
- 1 Last: vs. SEA (1/14/07)

INTERCEPTIONS

Most Passes Intercepted By, Game

- 3 vs. NO (1/6/91)
- vs. PHI (12/31/88)
- 2 vs. GB (1/23/11)
- at MIN (1/1/95)
- vs. NE (1/26/86)
- at SF (1/6/85)

Fewest Passes Intercepted By, Game

- 0 vs. SEA (1/16/11)
- at SF (1/7/95)
- vs. DAL (12/29/91)
- at NYG (1/13/91)
- vs. SF (1/8/89)
- vs. NYG (1/5/86)

Team Postseason Records inclusive of Super Bowl Era only

FUMBLE RECOVERIES

Most Opponent Fumbles Recovered, Game

- 4 vs. NE (1/26/86)
- 3 vs. NO (1/21/07)
- 2 Six times; Last: vs. IND (2/4/07)

FIRST DOWNS

TOTAL FIRST DOWNS

Fewest First Downs Allowed, Game

- 9 vs. LA Rams (1/12/86)
- 10 vs. NYG (1/5/86)
- 11 vs. NO (1/6/91)

Most First Downs Allowed, Game

- 27 at SF (1/7/95)
- 25 at SF (1/6/85)
- 24 vs. IND (2/4/07)

RUSHING FIRST DOWNS

Fewest Rushing First Downs Allowed, Game

- 1 Four times; Last: vs. SEA (1/16/11)
- 2 vs. NO (1/6/91)
- 3 vs. NO (1/21/07)
- at MIN (1/1/95)

Most Rushing First Downs Allowed, Game

- 16 at NYG (1/13/91)
- 13 at SF (1/7/95)
- at DAL (12/26/77)
- 12 vs. IND (2/4/07)
- vs. SEA (1/14/07)

PASSING FIRST DOWNS

Fewest Passing First Downs Allowed, Game

- 3 vs. LA Rams (1/12/86)
- 6 vs. SEA (1/14/07)
- 7 vs. DAL (12/29/91)

Most Passing First Downs Allowed, Game

- 21 vs. PHI (12/31/88)
- 18 at MIN (1/1/95)
- 14 vs. SEA (1/16/11)
- vs. CAR (1/15/06)
- at SF (1/6/85)
- at WAS (12/30/84)

FIRST DOWNS BY PENALTY

Fewest First Downs Allowed By Penalties, Game

- 0 Seven times; Last: vs. NO (1/21/07)

Most First Downs Allowed By Penalties, Game

- 3 vs. GB (1/23/11)
- vs. SEA (1/16/11)
- at SF (1/7/95)
- vs. WAS (1/3/87)
- 2 Six times; Last: vs. DAL (12/29/91)



Team Postseason Records inclusive of Super Bowl Era only

NET YARDS

NET YARDS ALLOWED

Fewest Net Yards Allowed, Game

- 123 vs. NE (1/26/86)
- 130 vs. LA Rams (1/12/86)
- 181 vs. NYG (1/5/86)

Most Net Yards Allowed, Game

- 434 vs. CAR (1/15/06)
- 430 vs. IND (2/4/07)
- vs. PHI (12/31/88)
- 406 vs. SF (1/8/89)

RUSHING

RUSHING YARDS

Fewest Rushing Yards Allowed, Game

- 7 vs. NE (1/26/86)
- 32 vs. NYG (1/5/86)
- 34 vs. SEA (1/16/11)

Most Rushing Yards Allowed, Game

- 233 at DAL (12/26/77)
- 194 at NYG (1/13/91)
- 191 vs. IND (2/4/07)

RUSHING TOUCHDOWNS

Fewest Rushing Touchdowns Allowed, Game

- 0 10 times; Last: vs. SEA (1/16/11)

Most Rushing Touchdowns Allowed, Game

- 5 at SF (1/7/95)
- 3 at DAL (12/26/77)
- 2 vs. GB (1/23/11)
- vs. SEA (1/14/07)
- at NYG (1/13/91)
- at WAS (12/30/84)

PASSING

PASSING ATTEMPTS

Fewest Passing Attempts Allowed, Game

- 14 at DAL (12/26/77)
- 17 at NYG (1/13/91)
- 18 vs. DAL (12/29/91)

Most Passing Attempts Allowed, Game

- 61 at MIN (1/1/95)
- 55 vs. PHI (12/31/88)
- 49 vs. NO (1/21/07)

COMPLETIONS

Fewest Completions Allowed, Game

- 8 at DAL (12/26/77)
- 9 vs. DAL (12/29/91)
- 10 at NYG (1/13/91)
- vs. LA Rams (1/12/86)

Most Completions Allowed, Game

- 33 at MIN (1/1/95)
- 27 vs. NO (1/21/07)
- vs. PHI (12/31/88)
- 26 vs. SEA (1/16/11)
- vs. PHI (1/19/02)

GROSS PASSING YARDS

Fewest Gross Passing Yards Allowed, Game

- 66 vs. LA Rams (1/12/86)
- 112 at NYG (1/13/91)
- 134 at DAL (12/26/77)

Most Gross Passing Yards Allowed, Game

- 407 vs. PHI (12/31/88)
- 354 vs. NO (1/21/07)
- 351 at MIN (1/1/95)

NET PASSING YARDS

Fewest Net Passing Yards Allowed, Game

- 44 vs. LA Rams (1/12/86)
- 94 at NYG (1/13/91)
- 116 vs. NE (1/26/86)

Most Net Passing Yards Allowed, Game

- 378 vs. PHI (12/31/88)
- 340 at MIN (1/1/95)
- 319 vs. NO (1/21/07)

PASSING TOUCHDOWNS

Fewest Passing Touchdowns Allowed, Game

- 0 Six times; Last: vs. GB (1/23/11)

Most Passing Touchdowns Allowed, Game

- 3 vs. SEA (1/16/11)
- vs. CAR (1/15/06)
- vs. SF (1/8/89)
- at PHI (12/23/79)
- 2 Five times; Last: vs. NO (1/21/07)

SACKS

SACKS OF OPPOSING QUARTERBACK

Most Sacks of Opposing QB, Game

- 7 vs. NE (1/26/86)
- at WAS (12/30/84)
- 6 vs. NYG (1/5/86)
- 4 vs. PHI (12/31/88)

Fewest Sacks of Opposing QB, Game

- 0 vs. DAL (12/29/91)
- 1 Five times; Last: vs. GB (1/23/11)
- 2 Seven times; Last: vs. PHI (1/19/02)

CAREER COACHING RECORDS

	Years	Overall W-L-T (Pct.)	Regular W-L-T	Post-season W-L
1. George Halas	1920-29; 33-42; 46-55; 58-67	324-151-31 (.682)	318-148-31	6-3
2. Mike Ditka	1982-92	112-68-0 (.622)	106-62-0	6-6
3. Lovie Smith	2004-12	84-66-0 (.560)	81-63-0	3-3
4. Dave Wannstedt	1993-98	41-57-0 (.418)	40-56-0	1-1
5. Dick Jauron	1999-2003	35-46-0 (.432)	35-45-0	0-1
6. Neill Armstrong	1978-81	30-35-0 (.462)	30-34-0	0-1
7. Ralph Jones	1930-32	24-10-7 (.706)	24-10-7	None
8. Heartley "Hunk" Anderson/ Luke Johnsos (co-coaches)	1942-45	24-12-2 (.667)	23-11-2	1-1
9. Jack Pardee	1975-77	20-23-0 (.465)	20-22-0	0-1
10. Jim Dooley	1968-71	20-36-0 (.357)	20-36-0	None
11. John "Paddy" Driscoll	1956-57	14-10-1 (.583)	14-9-1	0-1
12. Abe Gibron	1972-74	11-30-1 (.274)	11-30-1	None
TOTALS	1920-2012	739-544-42 (.574)	722-526-42	17-18

CAREER SCORING

	Years	Ru	Rec	Ret	PAT	FG	Pts
1. Kevin Butler (k)	1985-95	0	0	0	387/397	243/333	1,116
2. Robbie Gould (k)	2005-12	0	0	0	278/279	208/243	902
3. Walter Payton (hb)	1975-87	110	15	0	0	0	750
4. Bob Thomas (k)	1975-84	0	0	0	245/268	128/205	629
5. George Blanda (k-qb)	1949-58	5	0	0	247/250	88/201	541
6. Paul Edinger (k)	2000-04	0	0	0	133/133	110/146	463
7. Mac Percival (k)	1967-73	0	0	0	159/162	99/182	456
8. Neal Anderson (rb)	1986-93	51	20	0	0	0	426
9. Roger Leclerc (k)	1960-66	0	0	0	152/158	75/146	377
10. Jack Manders (fb-lb-hb-db-k)	1933-40	11	6	2	135/*	40/*	369
11. Rick Casares (fb)	1955-64	49	10	0	0	0	354
12. Gale Sayers (rb)	1965-71	39	9	8	0	0	336
13. Ken Kavanaugh (e)	1940-41; 45-50	0	50	2	1/1	0	313
14. Johnny Lujack (qb-k)	1948-51	21	0	0	130/136	4/9	268
15. Jeff Jaeger (k)	1996-99	0	0	0	77/78	63/83	266
16. Joey Sternaman (qb)	1922-30	21	4	0	56/*	13/*	251
17. Harlon Hill (e)	1954-61	0	40	0	0	0	240
18. George McAfee (hb-db)	1940-41; 45-50	22	11	6	0	0	234
19. Ray "Scooter" McLean (hb-db)	1940-47	6	21	3	45/54	0/1	225
20. Johnny Morris (rb-wr)	1958-67	5	31	1	0	0	222
Willie Galimore (rb)	1957-63	26	10	1	0	0	222

* figures not available

CAREER INTERCEPTIONS

	Years	Int	Yards	Avg	TD
1. Gary Fencik (s)	1976-87	38	483	12.7	1
2. Richie Petitbon (s)	1959-68	37	643	17.4	3
3. Charles Tillman (cb)	2003-12	33	606	18.4	8
4. Donnell Woolford (cb)	1989-96	32	212	6.6	1
5. Bennie McRae (cb)	1962-70	27	485	18.0	4
6. Dave Whitsell (cb)	1961-66	26	397	15.3	2
7. George McAfee (db)	1940-41; 45-50	25	350	14.0	1
8. JC Caroline (db)	1956-65	24	405	16.9	2
Doug Buffone (lb)	1966-79	24	211	8.8	0
10. Roosevelt Taylor (s)	1961-69	23	414	18.0	3
11. Brian Urlacher (lb)	2000-12	22	324	14.7	2
Dick Butkus (lb)	1965-73	22	166	7.5	0
Allan Ellis (cb)	1973-77; 79-80	22	185	8.4	1



CAREER RUSHING

	Years	Att	Yards	Avg	TD
1. Walter Payton	1975-87	3,838	16,726	4.4	110
2. Neal Anderson	1986-93	1,515	6,166	4.1	51
3. Rick Casares (fb)	1955-64	1,386	5,657	4.1	49
4. Matt Forté	2008-12	1,262	5,327	4.2	26
5. Gale Sayers	1965-71	991	4,956	5.0	39
6. Thomas Jones	2004-06	850	3,493	4.1	22
7. Anthony Thomas	2001-04	858	3,332	3.9	21
8. Roland Harper (fb)	1975-78; 80-82	757	3,044	4.0	15
9. Willie Galimore	1957-63	670	2,985	4.5	26
10. Matt Suhey (fb)	1980-89	829	2,946	3.6	20
11. Ronnie Bull (hb/fb)	1962-70	787	2,871	3.7	9
12. Bronko Nagurski (fb)	1930-37; 43	633	2,778	4.4	18
13. Bobby Douglass (qb)	1969-75	373	2,470	6.6	20
14. Ray Noling	1936-43	508	2,285	4.5	16
15. Raymont Harris	1994-97	592	2,245	3.8	15
16. George Gulyanics	1947-52	609	2,081	4.1	19
17. Brad Muster (fb)	1988-92	455	2,014	4.4	20
18. James Allen	1998-2001	515	1,978	3.8	4
19. Gary Famiglietti	1938-45	505	1,927	3.8	20
20. Beattie Feathers	1934-37	320	1,846	5.8	14
21. Bill Osmanski (fb)	1939-43; 46-47	368	1,753	4.8	20
22. George McAfee	1940-41; 45-50	341	1,685	4.9	22
23. Rashaan Salaam	1995-97	470	1,682	3.6	13
24. Jim Harbaugh (qb)	1987-93	296	1,609	5.4	15
25. Cedric Benson	2005-07	420	1,593	3.8	10

CAREER PASSING

(400+ Attempts)	Years	Att	Cmp	Cmp%	Yards	Y/Att	TD	TD%	Int	Int%	Rating
1. Jay Cutler	2009-12	1,735	1,034	59.6	12,292	7.08	82	4.7	63	3.6	81.9
2. Erik Kramer	1994-98	1,557	913	58.6	10,582	6.80	63	4.0	45	2.9	80.7
3. Jim McMahon	1982-88	1,513	874	57.8	11,203	7.37	67	4.4	56	3.7	80.4
4. Jim Miller	1999-2002	965	565	58.5	5,867	6.08	34	3.5	26	2.7	76.7
5. Shane Matthews	1993-96; 99-01	599	366	61.1	3,461	5.78	19	3.2	18	3.0	75.1
6. Sid Luckman	1939-50	1,744	904	51.8	14,686	8.42	137	7.9	132	7.6	75.0
7. Jim Harbaugh	1987-93	1,759	1,023	58.1	11,567	6.58	50	2.8	56	3.2	74.2
8. Bill Wade	1961-66	1,407	767	54.5	9,958	7.08	68	4.8	66	4.7	73.4
9. Rudy Bukich	1958-59; 62-68	878	474	54.0	6,254	7.12	46	5.2	45	5.1	72.8
10. Kyle Orton	2005-08	913	505	55.3	5,319	5.83	30	3.3	27	3.1	71.1
11. Rex Grossman	2003-08	962	521	54.2	6,164	6.41	33	3.4	35	3.6	70.1
12. Cade McNown	1999-2000	515	281	54.6	3,111	6.04	16	3.1	19	3.7	67.7
13. Johnny Lujack	1948-51	808	404	50.0	6,295	7.79	41	5.1	54	6.7	65.3
14. Mike Tomczak	1985-90	915	454	49.6	6,247	6.83	33	3.6	47	5.1	62.5
Ed Brown	1954-61	1,246	607	48.7	9,698	7.78	63	5.1	88	7.1	62.5

CAREER SACKS (since 1982)

	Years	Sacks
1. Richard Dent	1983-93; 95	124.5
2. Steve McMichael	1982-93	92.5
3. Dan Hampton	1982-90	57.0
4. Alex Brown	2002-09	43.5
5. Trace Armstrong	1989-94	42.0
Adewalé Ogunleye	2004-09	42.0

CAREER FIELD GOALS

	Years	FG	FGA	Pct.
1. Kevin Butler	1985-95	243	333	72.9
2. Robbie Gould	2005-12	208	243	85.6
3. Bob Thomas	1975-84	128	205	62.4
4. Paul Edinger	2000-04	110	146	75.3
5. Mac Percival	1967-73	99	182	54.4

CAREER RECEIVING

— YARDS —

	Years	Yards	Catches	Avg	TD
1. Johnny Morris (wr)	1958-67	5,059	356	14.2	31
2. Harlon Hill (wr)	1954-61	4,616	226	20.4	40
3. Walter Payton (rb)	1975-87	4,538	492	9.2	15
4. Mike Ditka (te)	1961-66	4,503	316	14.3	34
5. Curtis Conway (wr)	1993-99	4,498	329	13.7	31
6. Marty Booker (wr)	1999-2003; 08	3,895	329	11.8	25
7. Willie Gault (wr)	1983-87	3,650	184	19.8	27
8. Ken Kavanaugh (e)	1940-41; 45-50	3,626	162	22.4	50
9. Dick Gordon (wr)	1965-71	3,550	238	14.9	35
10. James Scott (wr)	1976-80; 82	3,202	177	18.1	20
11. Jim Dooley (wr)	1952-54; 56-57; 59-62	3,172	211	15.0	16
12. Jim Keane (e)	1946-51	3,031	206	14.7	23
13. Wendell Davis (wr)	1988-93	3,000	207	14.5	14
14. Dennis McKinnon (wr)	1983-85; 87-89	2,840	180	15.8	21
15. Bobby Engram (wr)	1996-2000	2,831	246	11.5	17
16. Bill McColl (e)	1952-59	2,815	201	14.0	25
17. Devin Hester (wr)	2006-12	2,807	217	12.9	14
18. Neal Anderson (rb)	1986-93	2,763	302	9.1	20
19. Emery Moorehead (te)	1981-88	2,730	200	13.7	14
20. Marcus Robinson (wr)	1998-2002	2,695	187	14.4	20
21. Desmond Clark (te)	2003-10	2,639	242	10.9	18
22. Matt Forté (rb)	2008-12	2,325	267	8.7	9
23. Jeff Graham (wr)	1994-95	2,245	150	14.9	8
24. Ray "Scooter" McLean (rb)	1940-47	2,232	103	21.7	21
25. Johnny Knox (wr)	2009-12	2,214	133	16.6	12

— CATCHES —

	Years	Catches	Yards	Avg	TD
1. Walter Payton (rb)	1975-87	492	4,538	9.2	15
2. Johnny Morris (wr)	1958-67	356	5,059	14.2	31
3. Marty Booker (wr)	1999-2003; 08	329	3,895	11.8	25
Curtis Conway (wr)	1993-99	329	4,498	13.7	31
5. Mike Ditka (te)	1961-66	316	4,503	14.3	34
6. Neal Anderson (rb)	1986-93	302	2,763	9.1	20
7. Matt Forté (rb)	2008-12	267	2,325	8.7	9
8. Matt Suhey (fb)	1980-89	259	2,109	8.1	5
9. Bobby Engram (wr)	1996-2000	246	2,831	11.5	17
10. Desmond Clark (te)	2003-10	242	2,639	10.9	18
11. Dick Gordon (wr)	1965-71	238	3,550	14.9	35
12. Harlon Hill (wr)	1954-61	226	4,616	20.4	40
13. Devin Hester (wr)	2006-12	217	2,807	12.9	14
14. Jim Dooley (wr)	1952-54; 56-57; 59-62	211	3,172	15.0	16
15. Wendell Davis (wr)	1988-93	207	3,000	14.5	14
16. Jim Keane (e)	1946-51	206	3,031	14.7	23
17. Bill McColl (e)	1952-59	201	2,815	14.0	25
18. Emery Moorehead (te)	1981-88	200	2,730	13.7	14
19. Greg Olsen (te)	2007-10	194	1,981	10.2	20
20. Marcus Robinson (wr)	1998-2002	187	2,695	14.4	20
21. Willie Gault (wr)	1983-87	184	3,650	19.8	27
22. Rick Casares (fb)	1955-64	182	1,538	8.5	10
23. Dennis McKinnon (wr)	1983-85; 87-89	180	2,840	15.8	21
24. James Scott (wr)	1976-80; 82	177	3,202	18.1	20
25. Tom Waddle (wr)	1989-94	173	2,109	12.2	9



CAREER KICKOFF RETURNS

(25+ Returns)	Years	Returns	Yards	Avg	TD
1. Glyn Milburn	1998-2001	192	4,596	23.9	2
2. Dennis Gentry	1982-92	192	4,353	22.7	3
3. Devin Hester	2006-12	170	4,068	23.9	5
4. Jerry Azumah	1999-2005	119	2,885	24.2	2
5. Gale Sayers	1965-71	91	2,781	30.6	6
6. Danieal Manning	2006-10	101	2,711	26.8	1
7. Cecil Turner	1968-73	108	2,616	24.2	4
8. Ron Smith	1965; 70-72	85	2,263	26.6	1
9. Brian Baschnagel	1976-84	89	2,104	23.6	0
10. Nate Lewis	1994-95	77	1,778	23.1	0
11. Charlie Bivins	1960-66	62	1,531	24.7	0
12. Johnny Knox	2009-12	55	1,506	27.4	1
13. Thomas Sanders	1985-89	79	1,497	18.9	1
14. Ahmad Merritt	2001-03	65	1,434	22.1	0
15. Rashied Davis	2005-10	70	1,366	19.5	0

CAREER PUNT RETURNS

(25+ Returns)	Years	Returns	Yards	Avg	TD
1. Devin Hester	2006-12	246	2,985	12.1	*12
2. George McAfee	1940-41; 45-50	112	1,431	*12.8	2
3. Dennis McKinnon	1983-85; 87-89	127	1,171	9.2	3
4. Jeff Fisher	1981-84	123	1,137	9.2	1
5. R.W. McQuarters	2000-04	93	983	10.6	2
6. Glyn Milburn	1998-2001	94	970	10.3	1
7. Johnny Morris	1958-67	104	893	8.6	1
8. Steve Schubert	1975-79	103	866	8.4	3
9. Virgil Livers	1975-79	86	738	8.6	0
10. Johnny Bailey	1990-91	72	680	9.4	1
11. J.R. Boone	1948-51	56	635	11.3	0
12. Ray "Scooter" McLean	1940-47	42	622	14.8	3
13. Leon Johnson	2001-02	56	543	9.7	0
14. Ron Smith	1965-72	86	485	5.6	0
15. Lew Barnes	1986	59	482	8.5	0

* NFL Record

CAREER PUNTING

(75+ Punts)	Years	Punts	Yards	Gross Avg
1. George Gulyanics	1947-52	113	5,032	44.5
2. Adam Podlesh	2011-12	170	7,302	43.0
3. Todd Sauerbrun	1995-99	328	13,849	42.2
4. Bobby Joe Green	1962-73	833	35,057	42.1
5. Brad Maynard	2001-10	878	36,781	41.9
6. Fred "Curley" Morrison	1950-53	243	10,170	41.9
7. Bryan Wagner	1987-88	115	4,743	41.2
8. Maury Buford	1985-86; 89-91	354	14,491	40.9
9. Ed Brown	1954-61	343	13,912	40.6
10. Dave Finzer	1984	83	3,328	40.1



IN MEMORIAM

Eddie Allen 1918-2012
Angelo Coia 1938-2013
Dick Evey 1941-2013
Harlon Hill 1932-2013
Mirko Jurkovic 1970-2013

Bennie McRae 1939-2012
Larry Morris 1933-2012
Jack Pardee 1936-2013
Ronald Smith 1943-2013

CHICAGO BEARS HISTORY



1920s

9/17/20—George Halas, representing the Decatur Staleys, meets with representatives of 11 other clubs at Ralph Hay's Hupmobile showroom in Canton, Ohio, forming the American Professional Football Association – which later became the NFL. Membership is set at \$100.

1920—The Staleys shut out 10 of 13 foes, losing only to the Chicago Cardinals (7-6 at Normal Park), and post a 10-1-2 record. Each player is paid \$1,900 for the season.

1921—A. E. Staley gives Halas the club with \$5,000 to keep the Staleys name for the year. Decatur Staleys become Chicago Staleys, play in Cubs Park (re-named Wrigley Field in 1926), and win the APFA title with 9-1-1 record. Halas makes Dutch Sternaman his partner.

12/28/22—Franchise renamed Chicago Bears.

11/27/22—First Chicago player deal: Bears buy tackle Ed Healey's contract from the Rock Island Independents for \$100—twice the going rate for a franchise that season.

11/22/25—Harold "Red" Grange signs with Bears and pro football leaves its cradle. His agent, C.C. (Cash & Carry) Pyle, negotiates a \$100,000 deal with the Bears. Halas takes the Bears and Grange on a coast-to-coast tour that sees the club play 19 games from Nov. 26 through Jan. 31 interrupted only by a two-week rest. The Bears post a 13-5-1 record on the trip.

11/26/25—Grange's first game—36,000 see Bears and Cardinals tie 0-0 in Cubs Park. Grange held to 36 yards.

1/16/26—Grange gets two TDs as the Bears impress 75,000 in the LA Coliseum beating the LA Tigers 17-7.

3/1/26—Bears open offices at 111 W. Washington in Chicago.

1930s

1930—After a 4-9-2 1929 season, George Halas replaces himself as head coach with Ralph Jones. Jones posts a 24-10-7 record during his three seasons.

12/15/30—Bears and Cardinals play football's first indoor game on an 80-yard field in Chicago Stadium. The exhibition aids unemployment; Bears win 9-7 before 10,000 fans.

11/15/31—New Yorkers (including Gov. Alfred E. Smith and Mayor Jimmy Walker) in field boxes at \$100 a seat watch Bears top Giants at Polo Grounds 12-6.

12/18/32—Bronko Nagurski hits Red Grange with a two-yard TD pass and the Bears top the Portsmouth Spartans 9-0 for the NFL championship. The game was played before 11,198, indoors at Chicago Stadium on an 80-yard field.

1932—Franchise loses \$18,000, prompting Dutch Sternaman to unload his half of the Bears to George Halas.

1933—George Halas returns as head coach and takes club out of town for training camp for the first time. University of Notre Dame is the host.

11/5/33—Boston Redskins beat Bears, 10-0, ending Chicago's 16-game unbeaten string.

12/17/33—Bears use rookie Jack Manders' accurate kicking for 11 points and defeat the Giants 23-21 in the NFL's first championship game.

1934—Halas University, the Bears alumni association, begins. Annually, Bear veterans return during season for Homecoming Weekend.

1934—Bears hold training camp at Lane Tech High in Chicago.

8/31/34—A classic is born as 79,432 watch the NFL champion Bears held to a scoreless tie by the first College All-Star team in a game sponsored by Chicago Tribune Charities at Soldier Field.

12/2/34—Rookie Beattie Feathers becomes first pro to rush for 1,000 yards in a season (1,004), leading the NFL.

12/9/34—Undefeated Bears slip before Giants in NFL title tilt at Polo Grounds 30-13 before 35,059. With Chicago leading 10-3 at the half, NY dons basketball sneakers and scores 27 points.

1935—Training camp is conducted at St. John's Military Academy in Delafield, Wisconsin.

1936—Bears make Joe Stydahar, a tackle from West Virginia, their first draft pick ever.

12/12/37—Bears win Western Division title but lose NFL Championship 28-21 to Redskins at Wrigley Field. Sammy Baugh hits 18 of 33 for 335 yards and three TDs. Jack Manders scores 15 of the Bears points. A Chicago player's share is \$127.78.

7/25/39—Future Hall of Famer Sid Luckman signs his first contract after being selected by the Bears with the second pick of the 1939 NFL draft.

1940s

12/8/40—Ten Bears tally TDs as Chicago rips Washington 73-0 for the NFL title before 36,034 in D.C. The rout signals the beginning of pro football's modern era with the formal unweaving of the T-formation. Each player receives \$873.

1941—*Bear Down, Chicago Bears*, the Bears new fight song, is published.

12/14/41—Bears and Packers agree their playoff game should be played to a "sudden death" finish in event of tie. NFL adopts plan 1/24/42.

12/21/41—Bears throttle the New York Giants 37-9 for the NFL Championship.

1942—George Halas departs in October after five games for the US Navy. The Bears win their remaining six games to finish the season 11-0 and advance to the title game but lose to Washington, 14-6.

1943—Hunk Anderson and Luke Johnsos co-coach the wartime Bears for the next three seasons, compiling a 15-11-2 record.

11/14/43—Sid Luckman becomes the first pro to pass for 400+ yards in a game, scorching the Giants for 433 yards and seven TDs.

12/26/43—The Bears blast Washington 41-21 in Wrigley Field for the NFL title before 34,320 fans. Sid Luckman throws five TD passes (2 each to Harry Clark and Dante Magnani). Bronko Nagurski scores his last Bear TD, a 3-yard run.

12/15/46—With George Halas around for the full season, the Bears whip the Giants 24-14 before a record NFL title crowd of 58,346 in the Polo Grounds. After opening with a 21-yard TD pass to Ken Kavanaugh, Sid Luckman gets the winning score on a 19-yard bootleg.

12/19/47—Bears make the first trade for a draft choice, then select QB Bobby Layne in the 1948 draft.

12/11/49—Johnny Lujack sets NFL passing record with 468 yards against the Cardinals.

1950s

12/17/50—Bears and Rams tie for Western Division title with 9-3 marks but Rams trip Bears in LA 24-14 to break the tie.

1956—Halas retires for a third time. Paddy Driscoll gets the position.

12/30/56—Giants, with their sneakers again, trounce Chicago 47-7 before 56,836 in Yankee Stadium for NFL title.

11/2/58—Bears and Rams establish NFL attendance record drawing 90,833 paid (100,470 actual) in the LA Coliseum. Rams win 41-35.

1960s

10/22/61—Bears destroy the scorching 49er shotgun formation 31-0 with Bill George playing middle guard and the defensive line stunting.

12/29/63—Bears intercept five YA Tittle passes and capture NFL title from Giants 14-10 in Wrigley Field before 45,801 and closed-circuit TV. QB Bill Wade gets both TDs on two- and one-yard runs. Each Bear earns \$5,899.

1964—Flanker Johnny Morris establishes NFL record of 93 catches.

11/28/64—Bears set standard for draft by selecting LB Dick Butkus and RB Gale Sayers in first round.

1965—Rookie Sayers bursts into pro football with a NFL-record 22 TDs.

12/12/65—Gale Sayers scores six TDs against 49ers.

1966—Gale Sayers sets NFL combined yards record with 2,440.

5/27/68—The all-time winningest coach in football history, George Halas, retires from coaching after 40 seasons with 324 wins, 151 defeats, 31 ties.

1970s

3/19/70—George Halas elected president of the National Football Conference as NFL-AFL merge.

6/16/70—Bear running back Brian Piccolo dies of cancer. Club establishes Piccolo Fund, raising over \$9 million for cancer research to date.

12/13/70—Bears say goodbye to Wrigley Field by trouncing Green Bay 35-17. They will make Soldier Field their home in 1971.

9/19/71—The Bears open at Soldier Field by defeating the Pittsburgh Steelers, 17-15.

9/12/74—Jim Finks joins Bears as Vice President and General Manager after serving as Vikings' GM and NFL Management Council Advisor.

12/17/74—After three seasons and a record of 11-30-1, Abe Giron departs as head coach.

12/31/74—Former NFL star LB Jack Pardee is named Bears head coach, the first non-Bear to hold the job.

7/12/75—Bears open training camp at Lake Forest College after 31 seasons in Rensselaer, Indiana.

11/20/77—En route to leading the NFL in rushing with a Bear record 1,852 yards on the season, Walter Payton dashes through the Vikings for a then-NFL record 275 yards. Bears win 10-7 at Soldier Field.

12/18/77—A 28-yard FG by Bob Thomas with :09 left in overtime gives Bears a 12-9 win over the Giants, a 9-5 record, a six-game win streak, and their first playoff spot in 14 years.

12/26/77—Bears finish season with 37-7 playoff loss at Dallas, but set 28 team records and play before a home record 401,513 fans in seven Soldier Field dates.

1/19/78—With a three-year record of 20-22, Jack Pardee resigns to seek Redskins coaching job.

2/16/78—Neill Armstrong, Minnesota Vikings defensive coordinator, becomes head coach.

9/3/79—Bears occupy \$1.6 million new headquarters named Halas Hall on Lake Forest College campus.

12/16/79—Massive heart attack claims George (Mugs) Halas at 54. Bears rout St. Louis 42-6 and Dallas tips Washington 35-34. The combination sends 10-6 Bears to the playoffs.

12/23/79—After leading 17-10, Bears drop the Wild Card game at Philadelphia, 27-17.



1980s

10/6/80—Payton gains 133 rushing and 14 receiving to raise lifetime combined yardage to 9,492 – breaking Sayers' club record. Bears beat Tampa 23-0 at Soldier Field.

11/27/80—David Williams returns overtime kickoff on Thanksgiving Day at Detroit 95 yards for TD in then-fastest OT in NFL history (21 seconds).

12/7/80—Bears whip Packers 61-7 at Soldier Field, equaling club record for points and setting records for first downs (33) and completion percentage (83.3%, 20 of 24). Vince Evans throws for 316 yards—most by a Bear in 10 years.

1/4/82—After four seasons and a 30-35 record, Neill Armstrong departs as head coach.

1/20/82—Mike Ditka, assistant offensive coach of the Dallas Cowboys, becomes head coach.

8/24/83—Jim Finks resigns as General Manager after nine seasons. George Halas names Jerry Vainisi as the club's General Manager.

10/31/83—Bears' founder and owner, George Halas, dies at the age of 88.

11/11/83—Michael B. McCaskey becomes the third president in franchise history.

2/19/84—Rudy Custer, business manager for 38 years, announces his retirement.

10/7/84—Walter Payton breaks Jim Brown's career rushing record with a third quarter six-yard run against New Orleans at Soldier Field. He finishes the day with 32 carries for 154 yards.

11/25/84—Bears defeat Vikings 34-3 at Minneapolis to clinch first Central Division crown.

12/30/84—Visiting Bears beat Redskins 23-19 for first playoff win since 1963, advancing to team's first NFC Championship before losing 23-0 to eventual champion 49ers.

1985—Bears win first 12 games of season en route to posting 15-1 regular season mark, equalling the most regular season wins by a team in NFL history. Chicago claims second straight NFC Central title as club-record nine players are selected to Pro Bowl.

1/5/86—Bears host first playoff game since 1963 and shut out New York Giants, 21-0.

1/12/86—Bears blank Los Angeles Rams, 24-0, in NFC Championship game at Soldier Field and advance to Super Bowl XX.

1/26/86—Chicago sets seven Super Bowl records in first appearance including most points (46) and largest margin of victory (36) in 46-10 rout of the New England Patriots. The game was witnessed by record-setting number of viewers via television worldwide. The next day the team was greeted by an estimated 500,000 people in a ticker-tape parade in downtown Chicago.

1986—Bears capture third straight NFC Central title with 14-2 mark; defense allows NFL record-low 187 points. Bears lose divisional playoff game to Redskins, 27-13.

12/20/87—Walter Payton plays final regular season game at Soldier Field (rushes for 79 yards and 2 TDs). "Walter Payton Day" is celebrated prior to game as club president Michael McCaskey retires jersey number 34.

1987—Bears win fourth consecutive division title with 11-4 mark in strike-interrupted season. Team posts four-straight winning seasons, a feat last accomplished by Bears from 1946-51. Redskins come back from 14-0 deficit to beat Bears 21-17 in playoffs.

1988—Bears post 12-4 record (tied for best in NFL) and advance to NFC Championship game before losing to eventual Super Bowl Champion San Francisco. Bears finish five-year period (1984-88) with 62 wins – most by any NFL team ever in such a span at that time.

12/31/88—Playoff Game vs. the Philadelphia Eagles at Soldier Field, Chicago, IL. On this 29-degree day in December the Bears rolled to a 20-12 playoff victory over the Eagles in what came to be known as the "Fog Bowl."

12/3/89—Kevin Butler connects on his 24th straight field goal to set an NFL record for consecutive field goals made.

12/24/89—Richard Dent sacks Joe Montana and becomes the Bears' all-time sack leader with 82, surpassing Jim Osborne.

1990s

6/6/90—Andy McKenna and Patrick G. Ryan, two Chicago businessmen, purchase approximately 20% (total) of the Bears from the McCaskeys.

1990—Bears regain NFC Central title with 11-5 mark, and beat the Saints 16-6 in First Round playoff game before falling to eventual Super Bowl Champion NY Giants, 31-3, in Dan Hampton's final game.

12/8/91—Mike Ditka wins his 100th regular season game as the Bears' head coach with a 27-13 victory over the Green Bay Packers at Soldier Field.

1991—Chicago finishes 11-5 and earns a Wild Card berth in the playoffs. The Bears are upset in the First Round by the Dallas Cowboys, 17-13, at Soldier Field.

10/4/92—Kevin Butler becomes the Bears all-time leading scorer with a 50-yard FG. He surpasses Walter Payton's 750 points.

12/13/92—In Mike Singletary's final home game, the Bears upset AFC Central champion Pittsburgh Steelers, 30-6.

1/19/93—Dave Wannstedt is hired as the 11th head coach in club history.

10/3/93—The Bears play their 1,000th game in franchise history, shutting out the Atlanta Falcons in Soldier Field, 6-0.

10/31/94—Dick Butkus' and Gale Sayers' jersey numbers (51 and 40) retired at halftime before a Monday night national audience.

12/24/94—Kevin Butler becomes the first Bear to surpass the 1,000 point mark with his first quarter FG vs. New England.

11/1/95—9-7 Bears earn a Wild Card berth and upset the Vikings with a 35-18 playoff win at Minnesota.

5/12/95—Michael McCaskey announces plans for a new \$20 million state-of-the-art headquarters at the groundbreaking ceremony in Lake Forest.

3/3/97—Bears move into Halas Hall at Conway Park, the team's state-of-the-art, 38-acre headquarters. All team operations are under one roof in Lake Forest, four miles west of the original Halas Hall.

11/23/97—The Bears defeat the Tampa Bay Buccaneers 13-7 for the 600th win in team history. Chicago becomes the first NFL franchise to reach the 600-win plateau.

12/28/98—Dave Wannstedt's coaching tenure ends after six seasons and a 41-57 record.

1/24/99—Dick Jauron is hired as the 12th head coach in club history.

2/4/99—Ted Phillips is named the fourth President and CEO in team history while Michael McCaskey becomes the third chairman of the board.

11/1/99—Hall of Fame running back Walter Payton dies at the age of 45. The Bears name the Halas Hall indoor facility in his honor the following off-season.

11/7/99—"Walter Payton Game" - Bears block the Packers' game-winning field goal attempt in the first game following the death of Walter Payton.

2000s

6/12/01—Jerry Angelo named first Bears general manager since the 1986 season.

2001—Bears win NFC Central title in the final year of the division's existence. The Bears, Packers, Lions and Vikings move into the NFC North at the start of the 2002 season, with the addition of the League's 32nd team, the Houston Texans.

11/4/01—Mike Brown scores his second game-winning touchdown in as many games as Chicago wins back-to-back overtime games in miraculous fashion.

1/19/02—The Bears finish the 2001 season with a 13-3 mark and reach the playoffs for the first time since 1994, falling to Philadelphia 31-19 in the final game at 'old' Soldier Field.

8/3/02—Bears DE Dan Hampton becomes the 26th Chicago Bear enshrined in the Pro Football Hall of Fame.

2002—The Bears opened a new training camp home for the first time in 18 years, moving from Platteville, Wis., to Olivet Nazarene University in Bourbonnais, Ill. The Bears play each of their home games at Memorial Stadium at the University of Illinois in Champaign while the new stadium at Soldier Field was being constructed.

9/29/03—The Bears make their debut in the new Soldier Field against the Green Bay Packers on Monday Night Football, dropping a 38-23 decision to the Packers.

12/29/03—Dick Jauron's coaching tenure ends after five seasons and a 35-46 record.

1/15/04—Lovie Smith is hired as the 13th head coach in club history.

11/13/05—Nathan Vasher returns a 49ers missed field goal 108 yards for a touchdown, setting the record for longest TD in NFL history.

12/25/05—The Bears beat the Packers 24-17 at Green Bay in the first-ever Christmas Day game for both teams. With the win, the Bears clinched their first NFC North title.

2006—Bears claim second straight NFC North title and home-field advantage throughout the playoffs with a 13-3 record.

11/12/06—Almost a year to the day Nathan Vasher set the NFL record for longest TD in NFL history, Devin Hester duplicates the feat in New York against the Giants. Hester went on to set the League single-season record with six return touchdowns and most combined kick return TDs in a season with five.

1/14/07—Bears earn first home playoff win since 1991 with a 27-24 OT win over defending NFC Champion Seattle.

1/21/07—Bears win NFC Championship and a trip to Super Bowl XLI with a 39-14 win over the New Orleans Saints.

2/4/07—Bears return specialist Devin Hester becomes the first player in Super Bowl history to return the game's opening kickoff for a touchdown while Chicago tied a record with 14 first-quarter points. The Bears and Indianapolis Colts combined for a Super Bowl record four 1st-quarter turnovers (2 each) in the first Super Bowl played in adverse playing conditions (rain) at Dolphin Stadium in Miami. The Colts would go on to beat the Bears 29-17.

12/30/07—Devin Hester breaks his own single-season NFL record with his sixth kick return for a TD, setting the mark with a 64-yard punt return for a score in the final game of the season at home versus New Orleans.

12/7/08—The Bears defeat the Jacksonville Jaguars 23-10 at Soldier Field to become the first NFL franchise to record 700 victories.



2010s

12/20/10—Bears defeat Minnesota 40-14 at TCF Bank Stadium to earn fourth NFC North division crown. Devin Hester breaks NFL kick return record returning a punt 64 yards for a score, his 14th return TD.

1/16/11—Bears earn berth in NFC Championship game with a 35-24 Divisional Playoff win over Seattle.

1/23/11—Rival Packers beat the Bears 21-14 in NFC Championship game at Soldier Field.

2/5/11—Bears DE Richard Dent voted for enshrinement into the Pro Football Hall of Fame, the 27th Chicago Bear to earn the honor.

5/5/11—George H. McCaskey becomes the fourth chairman of the board in franchise history.

1/3/12—Jerry Angelo released as general manager after helping the team to four NFC North titles, two NFC championship game appearances and one Super Bowl appearance in 11 years as GM.

1/28/12—Phil Emery hired as the fifth general manager in team history. George "Mugs" Halas, the son of Bears founder George Halas, was the team's first general manager. He was followed by Jim Finks, Jerry Vainisi and Jerry Angelo.

12/31/12—Lovie Smith fired as head coach following 10-6 season. Bears advanced to playoffs three times during his nine-year tenure, advancing to two NFC Championship games, but failed to reach the postseason in five of his last six seasons.

1/16/13—Marc Trestman hired as the 14th head coach in club history.

TOP INDIVIDUAL PRO BOWL SELECTIONS

Former Bears linebacker Mike Singletary is the franchise's all-time leader in Pro Bowl selections, earning 10 appearances during his 12-year career (1981-92). Since the first Bears players earned Pro Bowl honors in 1951, a total of 84 Bears players have earned a total of 221 Pro Bowl selections.

Listed below are all Bears players who have earned at least one Pro Bowl selection. If there are two numbers listed, the first number is number of selections with Chicago, the second is overall Pro Bowl honors.

Name, Pos	Pro Bowls	Name, Pos	Pro Bowls	Name, Pos	Pro Bowls
Mike Singletary, LB	10	Harlon Hill, WR	3	JC Caroline, HB	1
Walter Payton, RB	9	Brendon Ayanbadejo, ST	2 3	Fred Davis, T	1
Doug Atkins, DE	8	Wilber Marshall, LB	2 3	John Dottley, RB	1
Dick Butkus, LB	8	Mark Bortz, G	2	Allan Ellis, CB	1
Bill George, LB	8	Ray Bray, G	2	Matt Forté, RB	1
Brian Urlacher, LB	8	Ed Brown, QB	2	Willie Gallimore, RB	1
Lance Briggs, LB	7	Jim Covert, T	2	Shaun Gayle, S	1
Jay Hilgenberg, C	7	Gary Fencik, S	2	Kline Gilbert, T	1
Stan Jones, G	7	Dick Gordon, WR	2	Robbie Gould, PK	1
Olin Kreutz, C	6	Jack Hoffman, E	2	Corey Graham, ST	1
Rick Casares, RB	5	Johnny Lujack, QB	2	Bobby Joe Green, P	1
Mike Ditka, TE	5	Steve McMichael, DT	2	Don Kindt, HB	1
Joe Fortunato, LB	5	Johnny Morris, FL	2	Tim Jennings, CB	1
Gale Sayers, RB	5	Charles Tillman, CB	2	Johnny Knox, KR	1
Neal Anderson, RB	4	Bulldog Turner, C/LB	2	Joe Marconi, RB	1
George Connor, T/LB	4	Roosevelt Taylor, DB	2	Jim McMahon, QB	1
Richard Dent, DE	4	Ruben Brown, G	1 9	Henry Melton, DT	1
Dave Duerson, S	4	Erich Barnes, DB	1 6	McNeil Moore, HB	1
Dan Hampton, DE/DT	4	Brandon Marshall, WR	1 4	Mike Pyle, C	1
Richie Petitbon, DB	4	Ted Washington, DT	1 4	Gene Schroeder, E	1
Ed Sprinkle, DE	4	Glyn Milburn, KR	1 2	Ron Smith, KR	1
Fred Williams, DT	4	Bill Wade, QB	1 2	Larry Strickland, C	1
Julius Peppers, DE	3 8	Larry Whigham, S	1 2	Cecil Turner, KR	1
Dick Barwegan, G	3 4	Jerry Azumah, KR	1	Nathan Vasher, CB	1
Mark Carrier, S	3	Todd Bell, S	1	Bill Wightkin, T	1
Wally Chambers, DT	3	Bill Bishop, T	1	James Williams, T	1
Tommie Harris, DT	3	Marty Booker, WR	1	Otis Wilson, LB	1
Devin Hester, KR	3	Mike Brown, S	1	Donnell Woolford, CB	1


GEORGE S. HALAS

FEBRUARY 2, 1895 — OCTOBER 31, 1983

Leading the Chicago Bears for more than a half-century, George S. Halas, the team's founder and head coach for 40 years, was one of the most enduring personalities in sports history. Halas was active with the Bears starting in 1920 when he founded the team as the Decatur Staleys.

Halas was born and raised on Chicago's west side and prepped at Crane Tech High School before attending the University of Illinois. In Champaign, he earned a B.S. degree while lettering in football, basketball and baseball. After graduation in 1918, Halas joined the Navy for the first of two tours of duty. He was named Player of the Game in the 1919 Rose Bowl, playing end on the Great Lakes team that beat the Marines 17-0. A commander when he left active duty in 1946, Halas retired as a captain in the Naval Reserve. He was also awarded the Distinguished Citizens Award—the highest honor the Navy can bestow on a civilian.

After leaving the Navy, Halas played right field for the New York Yankees, but a hip injury shortened his baseball career. Halas went to work for a Decatur (IL) corn products firm owned by an enthusiastic sports fan, Mr. A.E. Staley, who sponsored a semi-pro baseball team, and later commissioned Halas to organize an independent football team.




PRO CAREER: As a player, Halas set an NFL record (which stood 49 years until 1972) when he took a Jim Thorpe fumble 98 yards for a TD in a 26-0 win over the Oorang Indians at Cubs Park (11/4/23) (re-named Wrigley Field in 1926). He played end for the Bears from 1920-29 and was named to the NFL all-pro squad of the 1920s.

PRO COACHING CAREER: Three times Halas interrupted his coaching activities by his own volition. He first turned over the leadership to Ralph Jones from 1930 through 1932. In 1942 when he left for the Navy, Luke Johnsos and Heartley "Hunk" Anderson shared head coaching responsibilities through '45. John "Paddy" Driscoll coached in 1956-57. Coincidentally, in '33 and again in '46 when Halas resumed coaching, his Bears won world championships.

During the 1940s, his teams reached the height of their power with four straight Western Conference titles; three world championships; a fantastic four-season record (including pre-season games) of 62-7-1 (.899); scored 2,164 points and allowed just 842. The 1940 team, which defeated the Washington Redskins 73-0 for the world championship, was voted the greatest professional team of all-time by the National Academy of Sports Editors in 1963.

Resuming coaching in 1958, Halas needed five years to develop another champion, when in 1963 the Bears won their eighth championship. The Sporting News, AP, and UPI named him Coach of the Year after the 1963 and 1965 seasons. Halas retired from coaching on May 27, 1968, with a career record of 324-151-31. His win total was the best in NFL history until Don Shula broke the mark in 1993. Halas is a charter member of the Pro Football Hall of Fame.

**HALAS' BEARS RECORD**

- Longest run with opponent's fumble: 98 yards, TD (11/4/23)

NFL COACHING RECORD

- Most World Champions: 6* (1921, 1933, 1940, 1941, 1946, 1963)

BEARS COACHING RECORDS

- Most regular season wins: 318
- Most consecutive regular season victories: 17 (1933-34)
- Most consecutive wins (including post-season): 18 (1933-34)
- Most World Champions: 6 (1921, 1933, 1940, 1941, 1946, 1963)

*Tied with "Curly" Lambeau

**GEORGE S. HALAS, JR.**

SEPTEMBER 4, 1925 — DECEMBER 16, 1979

George S. "Mugs" Halas was an integral part of the Bears before his untimely death in 1979. The son of pro football founder George S. Halas, Mugs spent 30 years in pro football. He joined the Bears' front office in 1950, was named treasurer in 1953, and became president of the club in 1963. In his first season as president, the Bears were NFL champions. Mugs was the second of just four presidents in the franchise's 93-year history. He succeeded his father, George S. Halas, and was followed by Michael McCaskey and current president Ted Phillips. His numerous contributions on a league-level included membership on the executive committee of the NFL Management Council.


Mugs learned football at a young age, serving as a ballboy while growing up. He earned a business degree from Loyola in 1949, before entering pro football on a full-time basis. Mugs is remembered for his love and devotion to the game.

**EDWARD W. MCCASKEY**

APRIL 27, 1919 — APRIL 8, 2003


Edward (Ed) W. McCaskey served as an executive with the Bears for 36 years, serving as Chairman Emeritus of the club from 1999 until his death in 2003. He was the team's second Chairman of the Board, succeeding team founder George Halas in 1983 following 17 years as the team's Vice President and Treasurer. McCaskey married Halas' only daughter, Virginia, in 1943 and joined the team at Halas' request in 1967.

McCaskey was a popular figure within the NFL and was referred to by many as the conscience of the League, as well as a sounding board for many of its leaders. He contributed to numerous charitable and civic organizations on behalf of the Bears and served as the guiding force behind the Brian Piccolo Fund.

**WALTER PAYTON**

JULY 25, 1954 — NOVEMBER 1, 1999

- Drafted 4th overall in 1975; Retired after the 1987 season
- Retired as NFL's all-time leader in rushing and combined net yards
- Held 16 NFL Records when he retired including the League's all-time leading rusher, which was surpassed by Emmitt Smith in 2002
- Voted to nine Pro Bowls (1977, 78, 79, 80, 81, 84, 85, 86, 87)
- Holds 27 Bears' Records (24 regular season/career, three postseason)
- Jersey #34 is retired; Elected to Hall of Fame, Jan. 30, 1993; Inducted July 31, 1993

**Payton's Pro Stats**

Year	Rush	Yds	Avg	Lg	TD	Rec	Yds	Avg	Lg	TD	G-GS
1975 Bears	196	679	3.5	54	7	33	213	6.5	40	0	13-7
1976 Bears	311	1,390	4.5	60	13	15	149	9.9	34	0	14-14
1977 Bears	339	1,852	5.5	73	14	27	269	10.0	75	2	14-14
1978 Bears	333	1,395	4.2	76	11	50	480	9.5	61	0	16-16
1979 Bears	369	1,610	4.4	43	14	31	313	10.1	65	2	16-16
1980 Bears	317	1,460	4.6	69	6	46	367	8.0	54	1	16-16
1981 Bears	339	1,222	3.6	39	6	41	379	9.2	30	2	16-16
1982 Bears	148	596	4.0	26	1	32	311	9.7	40	0	9-9
1983 Bears	314	1,421	4.5	49	6	53	607	11.5	74	2	16-16
1984 Bears	381	1,684	4.4	72	11	45	368	8.2	31	0	16-16
1985 Bears	324	1,551	4.8	40	9	49	483	9.9	65	2	16-16
1986 Bears	321	1,333	4.2	41	8	37	382	10.3	57	3	16-16
1987 Bears	146	533	3.7	17	4	33	217	6.6	16	1	12-12
Career	3,838	16,726	4.4	76	110	492	4,538	9.2	75	15	190-184

Other Career Stats: **Passing:** 11-34-331, 8 TDs, 5 int's. **Punting:** 1 for 39 yards (1975). **Kickoff Returns:** 17 for 539 yards (1973, 1977, 1978, 1979, 1980, 1981, 1982, 1983, 1984, 1985, 1986, 1987, 1988, 1989, 1990, 1991, 1992, 1993, 1994, 1995, 1996, 1997, 1998, 1999).

Playoffs

Year	Rush	Yds	Avg	Lg	TD	Rec	Yds	Avg	LG	TD	G-GS
1977 Bears	19	60	3.1	11	0	3	33	11.0	20	0	1-1
1979 Bears	16	67	4.2	12	2	3	52	17.3	31	0	1-1
1984 Bears	46	196	4.3	20	0	4	23	5.8	12	0	2-2
1985 Bears	67	186	2.8	12	0	8	52	6.5	19	0	3-3
1986 Bears	14	38	2.7	9	0	1	-2	-2.0	-2	0	1-1
1987 Bears	18	85	4.7	16	0	3	20	6.7	9	0	1-1
Career	180	632	3.5	20	2	22	178	8.1	31	0	9-9


Also: 3 kickoff returns for 57 yards in 1977.




On Feb. 5, 2011, Bears DE Richard Dent became the 27th Chicago Bear voted for enshrinement in the Hall of Fame, the most of any team. Since the Hall of Fame opened in Canton, Ohio on Sept. 7, 1963, 280 NFL players, coaches and personnel have been inducted.

DOUG ATKINS**Defensive End****#81****Inducted: 1982****BEARS: 12 seasons (1955-66)****NFL: 17 seasons**


Three-time all-NFL (1960, 61, 62)... Eight-time Pro Bowler (1958-64; 66)... Named Outstanding Lineman in 1959 Pro Bowl... Cleveland's first-round pick in 1953 who came to Chicago in a 1955 trade with Browns... Joined Saints for final three seasons via 1967 trade... Conference track champion in the high-jump and scholarship basketball player at Tennessee.

**Atkins****GEORGE BLANDA****Quarterback-Kicker****#16, 22****Inducted: 1981****BEARS: 10 seasons (1949-58)****NFL: 26 seasons**


Concluded NFL career as all-time leader in seasons (26), games (340), points (2,002), PAT attempts (959), PATs (943), FG attempts (638), and interceptions (277)... Ranks fifth in club history with 541 points... Retired in 1959, but returned in 1960 to play seven seasons with Houston (1960-66) and nine with Oakland (1967-75)... Led Oilers to two AFL titles and was 1961 Player of the Year... Set then-NFL record with 68 pass attempts vs. Buf. (11/1/64)... Voted Male Athlete of the Year by AP in 1970... Finished 340-game career with 2,002 points, 4,007 attempts for 26,920 passing yards and 236 TDs... Retired one month shy of 49th birthday... Played at Kentucky.

**Blanda****DICK BUTKUS****Middle Linebacker****#51****Inducted: 1979****BEARS: 9 seasons (1965-73)****NFL: 9 seasons**


Third pick of 1965 draft... Beat out incumbent middle linebacker and future Hall of Famer Bill George... Denied Rookie of the Year honors when edged by teammate and fellow Hall of Fame enshrinee Gale Sayers... One of only six Bears to earn Pro Bowl honors each of their first three seasons in the League... Seven-time all-NFL... Bears all-time leader with 25 fumble recoveries (third in NFL history) and second with 47 turnovers (fumbles + interceptions)... Born and raised in Chicago; attended college at Illinois.


**Butkus****GEORGE CONNOR****Tackle-Linebacker****#71, 81****Inducted: 1975****BEARS: 8 seasons (1948-55)****NFL: 8 seasons**

First of the big, mobile outside linebackers... All-NFL five times - including 1951 and '52 on both offense and defense... Voted to first four Pro Bowls (1951-54)... Dramatic display in 1952 Pro Bowl when, late in the game with opposition deep in territory, he made a tackle-for-loss on first down, solo stop on second down, sacked QB on third down, and batted down fourth down pass in the endzone... Injuries forced retirement after 1955 season... All-America one year at Holy Cross and two seasons at Notre Dame.

**Connor****RICHARD DENT****Defensive End****#95****Inducted: 2011****BEARS: 12 seasons (1983-93; 95)****NFL: 15 seasons**

Selected by Chicago in eighth round (203rd player overall) of 1983 NFL Draft... Played in every game as a rookie... Became full-time starter early in 1984, beginning a 10-year period in which he recorded 10 or more sacks in eight of 10 seasons... Twice, once in 1984 and again in 1987, recorded 4.5 sacks in a game, both vs. the Raiders... At the time of his retirement ranked third in career sacks with 137.5... Led NFC with team-record 17.5 sacks in 1984... Followed up with an NFL-high 17 sacks in 1985 as an integral part of Bears dominating defense... MVP of Super Bowl XX, recording three tackles, 1.5 sacks, one pass defended and two forced fumbles in Chicago's 46-10 win over the Patriots... Named first- or second-team All-Pro four times, All-NFC five times and selected to play in four Pro Bowls (1985, 1986, 1991, 1994).


**Dent**



Ditka

MIKE DITKA**Inducted: 1988****Tight End-Coach****#89****BEARS: 17 seasons (Player, 1961-66), (Coach, 1982-92)****NFL: 20 seasons**

First tight end inducted to the Hall... Credited for changing the tight end from a "third tackle" to a receiving position... NFL Rookie of the Year in '61 with 56 receptions... Voted to Pro Bowl following five seasons... His 427 career catches were most in NFL history by a tight end until Kellen Winslow broke the mark in 1980... Holds two Bears records... Assistant coach for Dallas before being named Bears head coach on January 20, 1982... Guided team to 112 wins, six NFC Central titles, three NFC Championship games, and the Bears only Super Bowl victory... Bears first-round pick (fifth overall) in 1961 from Pittsburgh.




Driscoll

JOHN "PADDY" DRISCOLL**Inducted: 1965****Running Back****#1, 20****BEARS: 5 seasons (1920; 26-29)****NFL: 10 seasons**

The NFL's first "franchise" player... Triple-threat athlete who excelled at running, punting, and drop-kicking for field goals... Played with Chicago Cardinals (1920-25)... Scored 27 points in 1923 game vs. Rochester (four TDs, three PATs)... His 50-yard field goal in 1925 was NFL record for several years... Born in Evanston, IL, and attended Northwestern.

JIM FINKS**Inducted: 1995****General Manager****BEARS: 9 seasons (1974-82)****NFL: 34 seasons**


One of the architects of the great Bears teams of the '80's... Joined the team just two days before the start of the 1974 season and spent the season evaluating the team's talent, including players, coaches and front office personnel... Served as executive vice president and general manager with the Bears after breaking into the League as both cornerback and quarterback for the Steelers from 1949-55... Spent his first three seasons in the NFL in the defensive backfield, switching back to quarterback in 1952 and was selected to play in the Pro Bowl in 1953... Spent 10 seasons as GM at Minnesota (1964-73) and eight at New Orleans (1986-93).



Finks

DANNY FORTMANN**Inducted: 1965****Guard****#21****BEARS: 8 seasons (1936-43)****NFL: 8 seasons**


Ninth-round pick in NFL's first draft (1936)... As a rookie in 1936, at age 20, he was the league's youngest starter... Signal caller for linemen on offense and deadily tackler on defense... All-NFL from 1938-43... The Bears finished first five times, second twice, and third once during his eight years... Pursued medical studies at University of Chicago while playing with Bears... Played at Colgate.



Fortmann

BILL GEORGE**Inducted: 1974****Linebacker****#61, 72****BEARS: 14 seasons (1952-65)****NFL: 15 seasons**

Joined Bears in 1952 as "middle guard", but became league's first middle linebacker when he dropped off the line in 1954... All-NFL eight times in nine years... Voted to Pro Bowl eight straight seasons (1955-62)... Defensive signal caller final 10 seasons in Chicago... 18 career interceptions... His 14 seasons tie for the most by a Bear player... Finished with Rams (1966)... Attended Wake Forest.



George

Championship Team Hall of Famers**(by Player/Coach)****Players**

Sid Luckman (4) 1940, '41, '43, '46
George Musso (4) 1933, '40, '41, '43
Bulldog Turner (4) 1940, '41, '43, '46
Danny Fortmann (3) 1940, '41, '43
George McAfee (3) 1940, '41, '46
Bronko Nagurski (3) 1932, '33, '43


Joe Stydahar (3) 1940, '41, '46
Red Grange (2) 1932, '33
Bill Hewitt (2) 1932, '33
Link Lyman (2) 1932, '33
George Trafton (2) 1921, '32
Doug Atkins (1) 1963

HAROLD "RED" GRANGE**Running Back-Def. Back****#77****Inducted: 1963****BEARS: 7 seasons (1925; 29-34)****NFL: 9 seasons**


Joined Bears on Thanksgiving, 1925—just 10 days following final college game... Attracted crowds of 70,000 at the Polo Grounds and 75,000 in LA Coliseum during 1925 tour—16 games in two months to showcase the Galloping Ghost... Left Bears for NY Yankees of AFL in 1926 which joined NFL the following season... Suffered knee injury vs. Bears in 1927, and missed entire '28 season... Rejoined Chicago in 1929, but was "ordinary" ball carrier... Developed into a good defensive back... All-NFL in 1931... Made TD-saving tackle in final seconds of 1933 Championship Game 23-21 win over NY Giants... Played college ball at Illinois... Born in Wheaton and also known as the "Wheaton Ice Man."

**Grange****GEORGE HALAS****End-Coach-Owner****#7****Inducted: 1963****BEARS: 64 seasons (1920-83)****NFL: 64 seasons**

(See bio on page 255.)

**Halas****DAN HAMPTON****Defensive End/Tackle****#99****Inducted: 2002****BEARS: 12 seasons (1979-90)****NFL: 12 seasons**


A first-round draft choice (fourth overall) by the Bears in the 1979 draft... Played for 12 seasons in Chicago and finished his career ranked third on the Bears all-time career sacks list with 82.0... "Danimal," as he was affectionately known by teammates and fans, played in 157 regular season games with 152 starts... Named to the NFL Team of the '80's by the Pro Football Hall of Fame Board of Selectors and was a Pro Bowl performer four times during that decade (1981, 1983, 1985 and 1986), twice as a defensive end and two times as a defensive tackle... Named Defensive MVP by Pro Football Weekly in 1982 and started the first 48 games of his career where he established himself as a dominant pass rusher, recording 25 sacks during his first three seasons in the league.

**Hampton****ED HEALEY****Tackle****#16****Inducted: 1964****BEARS: 6 seasons (1922-27)****NFL: 8 seasons**

Acquired by Halas from Rock Island Independents (1920-22) in exchange for gate receipts (\$100) from late-season game in 1922... Ran more than 30 yards in 1924 to tackle his own teammate who was running the wrong way with an interception... Caught running back George Wilson from behind after hurdling several teammates in 1926 exhibition game vs. LA All-Stars... Termed "the most versatile tackle of all-time" by Halas... First president of Bear alumni association (1937)... Graduated from Dartmouth.

**Healey****BILL HEWITT****End****#56****Inducted: 1971****BEARS: 5 seasons (1932-36)****NFL: 9 seasons**

One of the last helmetless players in the NFL... Four-time all-NFL (1933, '34, '36, '37) and first to do so with two teams... Designed play to win 1933 NFL Championship: jump pass from fullback to Hewitt who caught and lateraled to William Karr... Played for Eagles (1937-39), missed 1940-42 seasons before returning with Philadelphia-Pittsburgh (1943)... Career: 101 catches for 1,696 yards and 25 TDs.

**Hewitt**

Championship Team Hall of Famers

(by Player/Coach)


Players (continued from previous page)

Mike Ditka (1)	1963
Bill George (1)	1963
George Halas (1)	1921
Stan Jones (1)	1963
Dan Hampton (1)	1985
Walter Payton (1)	1985

Mike Singletary (1)	1985
Richard Dent (1)	1985

Coaches

George Halas (6)	1921, '33, '40, '41, '46, '63
Mike Ditka (1)	1985



Jones

STAN JONES**Tackle-Guard****#78****Inducted: 1991****BEARS: 12 seasons (1954-65)****NFL: 13 seasons**

Selected by Chicago in fifth round of 1953 draft... Started at tackle; switched to guard in 1954 and became seven-time Pro Bowler (1956-62)... Played offense and defense in 1962 but played solely defense in 1963-when the Bears won the NFL Championship... One of the first pro football players to concentrate on weightlifting... Missed just two games in his first 11 seasons... Traded to Redskins (1966) as a favor from Halas so he could finish his career near his Rockville, Maryland home... College Lineman of the Year for 1953 National Champion Maryland Terrapins.



Luckman

SID LUCKMAN**Quarterback****#42****Inducted: 1965****BEARS: 12 seasons (1939-50)****NFL: 12 seasons**

Second pick of 1939 draft... Bears all-time leader in yards (14,686), TDs (137), interceptions (132); second in attempts (1,744) and fourth in completions (904)... Club season record holder in QB rating (107.8 in 1943) and passes intercepted (31 in 1947)... Led Bears T-formation attack which won four NFL Titles including the 73-0 blitzing of Washington in the 1940 Championship game... Five-time all-NFL and 1943 league MVP... Passed for record-tying seven TDs in 1943 game vs. Giants... Came out of Columbia University.

ROY "LINK" LYMAN**Tackle****#2, 11, 12, 14, 77****Inducted: 1964****BEARS: 7 seasons (1926-28, 30-31, 33-34)****NFL: 15 seasons**

Pioneered stunting, slanting, and shifting-style defense... Began pro career with Canton (1922-23), winning two championships; moved to Cleveland where he again won a championship... Joined Frankford (1925) before finishing with Bears... Left Bears for 1929 season to play semi-pro ball and in 1932 to settle business problems... In his final two seasons Chicago won the NFL Championship (1933) and division (1934)... No high school ball (school had seven boys), but played at Nebraska.



Lyman

GEORGE McAFEE**Running Back-Def. Back****#5, 33****Inducted: 1966****BEARS: 8 seasons (1940-41; 45-50)****NFL: 8 seasons**


Eagles first-round choice in 1940 (second overall)... Immediately traded to Bears for four players... Career average 12.78 yards on 112 punt returns is still NFL record... Returned a kickoff 93 yards for TD in first pro game... Went into the Navy for WWII; returned in 1945... 25 career interceptions... All-American at Duke.



McAfee

GEORGE MUSSO**Tackle-Guard-Def. Tackle****#16****Inducted: 1982****BEARS: 12 seasons (1933-44)****NFL: 12 seasons**

Signed by Halas for just \$90/game plus \$5 in expenses... Elected team captain in fourth season and kept the title remainder of career... First player to win all-NFL at two positions: tackle in 1935 and guard in 1937... Played on four Bears championship teams... College ball at Millikin.



Musso

Championship Team Hall of Famers

(by Year)

1921 Team (2)

George Halas, George Trafton

1932 Team (5)

Red Grange, Bill Hewitt, Link Lyman, Bronko Nagurski, George Trafton

1933 Team (5)

Red Grange, Bill Hewitt, Link Lyman, George Musso, Bronko Nagurski

1940 Team (6)

Danny Fortmann, Sid Luckman, George McAfee, George Musso, Joe Stydahar, Bulldog Turner

1941 Team (6)


Danny Fortmann, Sid Luckman, George McAfee, George Musso, Joe Stydahar, Bulldog Turner

BRONKO NAGURSKI**Fullback-Tackle****#3, 16****Inducted: 1963****BEARS: 9 seasons (1930-37; 43)****NFL: 9 seasons**


Powerful, punishing runner who was also a threat to pass... Retired after eight seasons (1937) for a more profitable wrestling career... Returned in 1943 when Bears were short of players (due to WWII)... Played mostly at tackle, but scored TD to put Bears ahead to stay in 1943 Championship game... 12th in Bears career rushing... High school teams were winless... All-American at Minnesota.

**Nagurski****WALTER PAYTON****Running Back****#34****Inducted: 1993****BEARS: 13 seasons (1975-87)****NFL: 13 seasons**


(Payton's stats and bio on page 256.)

**Payton****GALE SAYERS****Running Back****#40****Inducted: 1977****BEARS: 7 seasons (1965-71)****NFL: 7 seasons**


Fourth pick of 1965 draft... Career: 991-4,956-39 rushing; 112-1,307-9 receiving; 91-2,781-6 kick-off returns; 28-391-2 punt returns... Had 77-yard PR, 93-yard KOR and 25-yard TD pass in first pre-season game... Amassed 2,272 net yards and a rookie-record 22 TDs including record-tying six TDs vs. SF in inaugural season... Picked Rookie of the Year over Dick Butkus... Voted to five Pro Bowls (1966-70) and was Offensive MVP of three... Suffered right knee injury in 1968, but bounced back for second 1,000-yard season... Left knee injury in 1970 ended career... Led NFL in rushing in '66 and '69... 20 100-yard rushing games... Fifth on Bears all-time rushing list... Averaged 5.0 yards per carry in career... Set 23 club records and seven NFL marks... Youngest player ever elected to the Hall (34 years old) and his effective playing time is also the shortest of any Hall of Famer... Star back at Kansas... Known as the "Kansas Comet."

**Sayers****MIKE SINGLETARY****Linebacker****#50****Inducted: 1998****BEARS: 12 seasons (1981-92)****NFL: 12 seasons**

Second round pick in 1981 draft (38th overall) after two-time consensus all-American career at Baylor... All-rookie honors from Pro Football Writers Assoc., UPI, Pro Football Weekly, and Football Digest... Selected to 10 straight Pro Bowls (1983-92), most ever by a Bear... Most starts by a defensive player in Bears history (172)... Named to NFL Team of the Eighties by NFL Hall of Fame Board of Selectors... AP Defensive Player of the Year in 1985 and '88... 1990 NFL Man of the Year for playing excellence and off-the-field community contributions... Defensive captain from 1983-1992... Finished as the team's first or second leading tackler in final 11 seasons... Missed just two games in 12 seasons (both in '86)... Finished career with 1,488 tackles, 19 sacks, seven interceptions... Wife, Kim, presented Mike at his induction.

**Singletary****JOE STYDAHAR****Tackle****#13, 18****Inducted: 1967****BEARS: 9 seasons (1936-42; 45-46)****NFL: 9 seasons**

First player ever drafted by Bears... All-NFL left tackle (1937-40)... Left for WWII (1943-44), but returned to lead Chicago to 1946 Championship... Star player at West Virginia.

**Stydahar**

Championship Team Hall of Famers

(by Year)

1943 Team (5)

Danny Fortmann, Sid Luckman, George Musso, Bronko Nagurski, Bulldog Turner

1946 Team (4)

Sid Luckman, George McAfee, Joe Stydahar, Bulldog Turner

1963 Team (4)

Doug Atkins, Mike Ditka, Bill George, Stan Jones

1985 Team (4)

Richard Dent, Dan Hampton, Walter Payton, Mike Singletary



CHICAGO BEARS HALL OF FAMERS



Trafton

GEORGE TRAFTON

Center

#13

Inducted: 1964

BEARS: 13 seasons (1920-32)

NFL: 13 seasons

All-NFL center (unofficially) in eight of 13 seasons... Strong, tough, mean player – put four Rock Island players out of action in first 12 plays of a 1920 game... Notre Dame career was cut short when Knute Rockne caught him playing semi-pro ball.

CLYDE "BULLDOG" TURNER

Center-Linebacker

#66

Inducted: 1966

BEARS: 13 seasons (1940-52)

NFL: 13 seasons

First-round draft pick in 1940... Flawless snapper and excellent blocker who was all-NFL six times... Could also play guard or tackle... Led league in 1942 with eight interceptions at linebacker... Played running back in emergency situations, scored 48-yard TD in 1944... Had 96-yard interception return for TD in 1947... Played college ball for Hardin-Simmons.



Turner

In addition to the 27 Bears Hall of Famers, five other inductees spent part of their careers with Chicago:

Player	Position	With Bears	Other teams
Jim Conzelman	Quarterback	1920	Rock Island Independents, Milwaukee Badgers, Detroit Panthers, Providence Steam Roller
Guy Chamberlin	End	1920-21	Canton Bulldogs, Cleveland Bulldogs, Frankford Yellow Jackets, Chicago Cardinals
Walt Kiesling	Guard	1934	Duluth Eskimos, Pottsville Maroons, Chicago Cardinals, Green Bay Packers, Pittsburgh Pirates
Bobby Layne	Quarterback	1948	NY Bulldogs, Detroit Lions, Pittsburgh Steelers
Alan Page	Defensive Tackle	1978-81	Minnesota Vikings

PRO FOOTBALL HALL OF FAMERS BY FRANCHISE

Hall of Famers are listed under all clubs on which they played. PRIMARY refers to the team or teams on which the Hall of Famer made his primary contribution to professional football. MINOR refers to Hall of Famer who spent only a minor portion of their career with a team.

TEAM	PRIMARY	MINOR	TEAM	PRIMARY	MINOR
Chicago Bears	27	5	Kansas City Chiefs	10	6
Green Bay Packers	22	5	Miami Dolphins	9	2
Washington Redskins	19	11	Buffalo Bills	8	1
Pittsburgh Steelers	20	6	San Diego Chargers	7	4
New York Giants	19	9	Tennessee Titans	8	4
Cleveland Browns	16	5	Denver Broncos	4	2
St. Louis Rams	15	10	New York Jets	5	3
Detroit Lions	14	6	New England Patriots	4	2
Oakland Raiders	13	8	New Orleans Saints	3	4
San Francisco 49ers	13	9	Seattle Seahawks	2	5
Dallas Cowboys	13	7	Atlanta Falcons	1	3
Arizona Cardinals	11	6	Tampa Bay Buccaneers	2	2
Minnesota Vikings	12	5	Cincinnati Bengals	1	1
Indianapolis Colts	10	4	Baltimore Ravens	1	3
Philadelphia Eagles	9	10	Carolina Panthers	0	1

(since 1971 when Bears moved to Soldier Field)

Capacity	Sold	Actual	Average	Road	Capacity	Sold	Actual	Average	Road		
1971.....	55,049.....	N/A.....	385,343 (7).....	55,049.....	396,183 (7).....	1992.....	66,950.....	535,600.....	478,507 (8).....	59,813.....	529,769 (8).....
1972.....	55,701.....	N/A.....	389,907 (7).....	55,701.....	406,556 (7).....	1993.....	66,950.....	535,600.....	465,832 (8).....	58,229.....	486,675 (8).....
1973.....	55,701.....	N/A.....	389,907 (7).....	55,701.....	395,192 (7).....	1994.....	66,944.....	535,552.....	468,015 (8).....	58,502.....	520,294 (8).....
1974.....	55,753.....	N/A.....	389,117 (7).....	55,588.....	372,530 (7).....	1995.....	66,944.....	535,552.....	476,587 (8).....	59,573.....	510,327 (8).....
1975.....	57,455.....	387,312.....	323,868 (7).....	46,266.....	392,929 (7).....	1996.....	66,944.....	535,552.....	456,348 (8).....	57,044.....	490,590 (8).....
1976.....	57,359.....	401,123.....	351,812 (7).....	50,258.....	438,338 (7).....	1997.....	66,944.....	535,552.....	421,900 (8).....	52,738.....	536,184 (8).....
1977.....	57,359.....	401,513.....	336,500 (7).....	48,071.....	409,377 (7).....	1998.....	66,944.....	535,552.....	429,607 (8).....	53,701.....	462,012 (8).....
1978.....	57,359.....	458,872.....	385,976 (8).....	48,247.....	455,542 (8).....	1999.....	66,944.....	535,552.....	443,713 (8).....	55,464.....	517,237 (8).....
1979.....	57,979.....	463,832.....	416,168 (8).....	52,021.....	477,321 (8).....	2000.....	66,944.....	535,552.....	435,259 (8).....	54,407.....	545,132 (8).....
1980.....	64,154.....	513,232.....	464,897 (8).....	58,112.....	486,954 (8).....	2001.....	66,944.....	535,552.....	482,878 (8).....	60,360.....	525,068 (8).....
1981.....	64,410.....	515,280.....	436,563 (8).....	54,570.....	453,575 (8).....	2002*.....	52,057.....	494,847.....	426,285 (8).....	53,286.....	542,061 (8).....
1982.....	65,793.....	249,354.....	183,626 (4).....	45,107.....	293,501 (5).....	2003.....	61,500.....	492,304.....	444,340 (8).....	55,543.....	546,662 (8).....
1983.....	65,793.....	545,897.....	418,771 (8).....	52,346.....	409,867 (8).....	2004.....	61,500.....	495,706.....	442,272 (8).....	55,284.....	541,641 (8).....
1984.....	65,793.....	516,347.....	462,159 (8).....	57,769.....	444,496 (8).....	2005.....	61,500.....	496,965.....	496,965 (8).....	62,121.....	518,191 (8).....
1985.....	65,793.....	526,344.....	486,212 (8).....	60,776.....	517,146 (8).....	2006.....	61,500.....	497,786.....	497,786 (8).....	62,223.....	550,577 (8).....
1986.....	66,030.....	528,240.....	495,484 (8).....	61,935.....	478,025 (8).....	2007.....	61,500.....	497,267.....	463,133 (8).....	57,892.....	544,335 (8).....
1987.....	66,030.....	528,240.....	459,192 (8).....	57,399.....	407,783 (7).....	2008.....	61,500.....	496,276.....	461,232 (8).....	57,654.....	532,130 (8).....
1988.....	66,946.....	535,568.....	494,093 (8).....	61,761.....	489,476 (8).....	2009.....	61,500.....	498,000.....	467,936 (8).....	58,492.....	533,114 (8).....
1989.....	66,946.....	535,568.....	489,976 (8).....	61,247.....	506,193 (8).....	2010.....	61,500.....	497,561.....	474,974 (8).....	59,372.....	525,302 (8).....
1990.....	66,946.....	535,568.....	481,018 (8).....	60,127.....	534,440 (8).....	2011.....	61,500.....	497,166.....	469,935 (8).....	58,742.....	567,177 (8).....
1991.....	66,946.....	535,568.....	491,778 (8).....	61,472.....	531,835 (8).....	2012.....	61,500.....	498,633.....	480,504 (8).....	60,063.....	557,829 (8).....

* Home games played at Memorial Stadium in Champaign, Ill. Capacity listed is NFL designated Chicago blackout number.

() Number in parentheses is number of games played.

Ten largest crowds to watch the Bears

Soldier Field			Road		
Attendance	Opponent	Date	Attendance	Opponent	Date
66,900	vs. NY Giants	9/5/1993	100,470	at LA Rams	11/2/1958
66,625**	vs. Philadelphia	10/2/1989	90,138	at Washington	9/11/2005
66,475	vs. Minnesota	9/17/1989	85,168	at Dallas	9/19/2010
65,704**	vs. NY Giants	9/14/1987	83,501*	at LA Rams	12/17/1950
65,534*	vs. Philadelphia	12/31/1988	83,224**	at Cleveland	11/3/1980
65,506	vs. LA Rams	10/29/1989	82,213	at Washington	12/6/2007
65,420	vs. Minnesota	9/23/1990	80,638	at Detroit	11/21/1976
65,293**	vs. San Francisco	10/24/1988	80,456	at LA Rams	11/3/1957
65,255**	vs. NY Jets	9/23/1991	80,366	at Buffalo	9/29/1991
65,141*	vs. Washington	1/3/1987	80,156	at LA Raiders	9/30/1990

Five smallest crowds to watch the Bears

Attendance	Opponent	Date	Attendance	Opponent	Date
29,157	vs. Green Bay	12/16/1973	2,500^	vs. Dallas Texans	11/27/52
32,113*	vs. Minnesota	10/11/1987	4,074*	at Philadelphia	10/4/1987
33,557	vs. Green Bay	12/11/1977	32,637g	at New Orleans	11/6/2005
34,306	vs. Green Bay	12/10/1978	34,350	at Baltimore	9/25/1983
35,052	vs. St. Louis	12/14/1975	36,816	at Tampa Bay	11/20/1983

* playoff game; ** Monday Night Football; ^ at Akron, Ohio; * strike game; g at Baton Rouge, La.

NOTES:

- Last non-sellout: September 9, 1984 vs. Denver (4,432 unsold).
- Heading into 2013, the Bears have 244 straight sellouts (230 regular season, 14 playoffs).
- The Bears vs. All-Stars game on August 22, 1947 drew a crowd of 105,840 at Soldier Field, which was the largest crowd ever to watch any NFL game until August 15, 1994, when the Cowboys-Oilers pre-season game drew 112,376 at Azteca Stadium in Mexico City.



ANNUAL SCORING LEADERS

Year	Player	TD	PAT	FG	Pts	Year	Player	TD	PAT	FG	Pts
2012	Gould, Robbie	0	33	21	96	1972	Percival, Mac	0	26	12	62
2011	Gould, Robbie	0	37	28	121	1971	Percival, Mac	0	18	15	63
2010	Gould, Robbie	0	35	25	110	1970	Percival, Mac	0	28	20	88
2009	Gould, Robbie	0	33	24	105	1969	Percival, Mac	0	26	8	50
2008	Gould, Robbie	0	41	26	119	1968	Percival, Mac	0	25	25	100
2007	Gould, Robbie	0	33	31	126	1967	Sayers, Gale	12	0	0	72
2006	Gould, Robbie	0	47	32	143	1966	Leclerc, Roger	0	24	18	78
2005	Gould, Robbie	0	19	21	82	1965*	Sayers, Gale	22	0	0	132
2004	Edinger, Paul	0	22	15	67	1964	Morris, Johnny	10	0	0	60
2003	Edinger, Paul	0	27	26	105	1963	Ditka, Mike	8	0	0	48
2002	Edinger, Paul	0	29	22	95	1962	Leclerc, Roger	0	36	13	75
2001	Edinger, Paul	0	34	26	112	1961	Ditka, Mike	12	0	0	72
2000	Edinger, Paul	0	21	21	84	1960	Aveni, John	0	23	7	44
1999	Robinson, Marcus	9	0	0	54	1959	Casares, Rick	12	0	0	72
1998	Jaeger, Jeff	0	27	21	90	1958	Galimore, Willie	12	0	0	72
1997	Jaeger, Jeff	0	20	21	83	1957	Blanda, George	1	23	14	71
1996	Jaeger, Jeff	0	23	19	80	1956	Casares, Rick	14	0	0	84
1995	Butler, Kevin	0	45	23	114	1955	Blanda, George	2	37	11	82
1994	Butler, Kevin	0	24	21	87	1954	Hill, Harlon	12	0	0	72
1993	Butler, Kevin	0	21	27	102	1953	Blanda, George	0	27	7	48
1992	Butler, Kevin	0	34	19	91	1952	Blanda, George	1	30	6	54
1991	Butler, Kevin	0	32	19	89	1951	Lujack, Johnny	7	10	0	52
1990	Butler, Kevin	0	36	26	114	1950	Lujack, Johnny	11	34	3	109
1989	Anderson, Neal	15	0	0	90	1949	Lujack, Johnny	2	42	1	57
1988	Butler, Kevin	0	37	15	82	1948	Lujack, Johnny	1	44	0	50
1987	Butler, Kevin	0	28	19	85	1947	Kavanaugh, Ken	13	0	0	78
1986	Butler, Kevin	0	36	28	120	1946	Gallarneau, Hugh	8	0	0	48
1985*	Butler, Kevin	0	51	31	144	1945	Kavanaugh, Ken	6	0	0	36
1984	Thomas, Bob	0	35	22	101	1944	McLean, Ray	7	0	0	42
1983	Thomas, Bob	0	35	14	77	1943	Clark, Harry	10	0	0	60
1982	Moorehead, Emery	5	0	0	30	1942	McLean, Ray	9	0	0	54
1981	Roveto, John	0	19	10	49	1941	McAfee, George	12	0	0	72
1980	Thomas, Bob	0	35	13	74	1940	McLean, Ray	4	1	0	25
1979	Payton, Walter	16	0	0	96	1939	Manders, Jack	4	17	3	50
1978	Thomas, Bob	0	26	17	77	1938	Manders, Jack	3	10	3	37
1977	Payton, Walter	16	0	0	96	1937*	Manders, Jack	5	15	8	69
1976	Payton, Walter	13	0	0	78	1936	Manders, Jack	4	17	7	62
1975	Thomas, Bob	0	18	13	57	1935	Karr, William	6	0	0	36
1974	Roder, Mirro	0	18	13	57	1934*	Manders, Jack	3	31	10	79
1973	Roder, Mirro	0	11	8	35	1933	Manders, Jack	0	15	6	33

*Led NFL

CLIMBING THE CHARTS

Bears K **Robbie Gould** has led the Bears in scoring in each of his eight seasons with the team, eclipsing the 100-point mark for a team-record six consecutive seasons and in the process is the second leading scorer in team history, trailing only Kevin Butler. Gould now has 902 career points, passing Walter Payton's 750 while trailing Butler's 1,116.

The last non-kicker to lead the team in scoring was Marcus Robinson in 1999 who had nine TD receptions for 54 points, outdistancing K Chris Boniol who had 50 points (17 extra points, 11 field goals).

ANNUAL RUSHING LEADERS

Year	Player	Yards	Att	TD	Year	Player	Yards	Att	TD
2012	Forté, Matt	1,094	248	5	1971	Shy, Don	420	116	2
2011	Forté, Matt	997	203	3	1970	Montgomery, Ross	229	62	0
2010	Forté, Matt	1,069	237	6	1969*	Sayers, Gale	1,032	236	8
2009	Forté, Matt	929	258	4	1968	Sayers, Gale	856	138	2
2008	Forté, Matt	1,238	316	8	1967	Sayers, Gale	880	186	7
2007	Benson, Cedric	674	196	4	1966*	Sayers, Gale	1,231	229	8
2006	Jones, Thomas	1,210	296	6	1965	Sayers, Gale	867	166	14
2005	Jones, Thomas	1,335	314	9	1964	Arnett, Jon	400	119	1
2004	Jones, Thomas	948	240	7	1963	Marconi, Joe	446	118	2
2003	Thomas, Anthony	1,024	244	6	1962	Marconi, Joe	406	89	5
2002	Thomas, Anthony	721	214	6	1961	Galimore, Willie	707	153	4
2001	Thomas, Anthony	1,183	278	7	1960	Casares, Rick	566	160	5
2000	Allen, James	1,120	290	2	1959	Casares, Rick	699	177	10
1999	Enis, Curtis	916	287	3	1958	Casares, Rick	651	176	2
1998	Bennett, Edgar	611	173	2	1957	Casares, Rick	700	204	6
1997	Harris, Raymont	1,033	275	10	1956*	Casares, Rick	1,126	234	12
1996	Harris, Raymont	748	194	4	1955	Casares, Rick	672	125	4
1995	Salaam, Rashaan	1,074	296	10	1954	Jagade, Chick	498	157	3
1994	Tillman, Lewis	899	275	7	1953	Morrison, Fred	307	95	2
1993	Anderson, Neal	646	202	4	1952	Morrison, Fred	367	95	3
1992	Anderson, Neal	582	156	5	1951	Dottley, John	670	127	3
1991	Anderson, Neal	747	210	6	1950	Gulyanics, George	571	146	2
1990	Anderson, Neal	1,078	260	10	1949	Gulyanics, George	452	102	5
1989	Anderson, Neal	1,275	274	11	1948	Gulyanics, George	439	119	4
1988	Anderson, Neal	1,106	249	12	1947	Osmanski, Joe	328	64	1
1987	Anderson, Neal	586	129	3	1946	Gallarneau, Hugh	476	112	6
1986	Payton, Walter	1,333	321	8	1945	Margarita, Bob	497	112	3
1985	Payton, Walter	1,551	324	9	1944	Margarita, Bob	463	88	4
1984	Payton, Walter	1,684	381	11	1943	Clark, Harry	556	120	3
1983	Payton, Walter	1,421	314	6	1942	Famiglietti, Gary	503	118	8
1982	Payton, Walter	596	148	1	1941	McAfee, George	474	65	6
1981	Payton, Walter	1,222	339	6	1940	Nolting, Ray	373	78	1
1980	Payton, Walter	1,460	317	6	1939*	Osmanski, Bill	699	121	7
1979	Payton, Walter	1,610	369	14	1938	Nolting, Ray	297	63	2
1978	Payton, Walter	1,395	333	11		Francis, Sam	297	85	3
1977*	Payton, Walter	1,852	339	14	1937	Nolting, Ray	424	106	2
1976	Payton, Walter	1,390	311	13	1936	Nagurski, Bronko	529	122	3
1975	Payton, Walter	679	196	7	1935	Ronzani, Gene	356	79	2
1974	Grandberry, Ken	475	144	2	1934*	Feathers, Beattie	1,004	119	8
1973	Garrett, Carl	655	175	5	1933	Nagurski, Bronko	533	128	1
1972	Douglass, Bobby	968	141	8					

*Led NFL

FORTE TOPS PLATEAU

During the 2012 regular season, running back **Matt Forté** became the fourth player in franchise history to reach 5,000 career rushing yards. He now has 5,327 rushing yards in 75 career contests, fourth most in franchise history, trailing Hall of Famer Walter Payton (16,726), Neal Anderson (6,166) and Rick Casares (5,675.). Forté needs 840 rushing yards to become the Bears second leading all-time rusher.



ANNUAL PASSING LEADERS

Year	Player	Att	Cmp	Yards	TD	Int	Rating
2012	Cutler, Jay	434	255	3,033	19	14	81.3
2011	Cutler, Jay	314	182	2,319	13	7	85.7
2010	Cutler, Jay	432	261	3,274	23	16	86.3
2009	Cutler, Jay	555	336	3,666	27	26	76.8
2008	Orton, Kyle	465	272	2,972	18	12	79.6
2007	Griese, Brian	262	161	1,803	10	12	75.6
2006	Grossman, Rex	480	262	3,193	23	20	73.9
2005	Orton, Kyle	368	190	1,869	9	13	59.7
2004	Hutchinson, Chad	161	92	903	4	3	73.6
2003	Stewart, Kordell	251	126	1,418	7	12	56.8
2002	Miller, Jim	314	180	1,944	13	9	77.5
2001	Miller, Jim	395	228	2,299	13	10	74.9
2000	McNown, Cade	280	154	1,646	8	9	68.5
1999	Matthews, Shane	275	167	1,645	10	6	80.6
1998	Kramer, Erik	250	151	1,823	9	7	83.1
1997	Kramer, Erik	477	275	3,011	14	14	74.0
1996	Krieg, Dave	377	226	2,278	14	12	76.3
1995	Kramer, Erik	522	315	3,838	29	10	93.5
1994	Walsh, Steve	343	208	2,078	10	8	77.9
1993	Harbaugh, Jim	325	200	2,002	7	11	72.1
1992	Harbaugh, Jim	358	202	2,486	13	12	76.2
1991	Harbaugh, Jim	478	275	3,121	15	16	73.7
1990	Harbaugh, Jim	312	180	2,178	10	6	81.9
1989	Tomczak, Mike	306	156	2,058	16	16	68.2
1988	McMahon, Jim	192	114	1,346	6	7	76.0
1987	McMahon, Jim	210	125	1,639	12	8	87.4
1986	McMahon, Jim	150	77	995	5	8	61.4
1985	McMahon, Jim	313	178	2,392	18	11	82.8
1984	McMahon, Jim	143	85	1,146	8	2	97.8
1983	McMahon, Jim	295	175	2,184	12	13	77.7
1982	McMahon, Jim	210	120	1,501	9	7	80.1
1981	Evans, Vince	436	195	2,354	11	20	51.0
1980	Evans, Vince	278	148	2,039	11	16	66.1
1979	Phipps, Mike	255	134	1,535	9	8	69.7
1978	Avellini, Bob	264	141	1,718	5	16	54.6
1977	Avellini, Bob	293	154	2,004	11	18	61.7
1976	Avellini, Bob	271	118	1,580	8	15	49.7
1975	Huff, Gary	205	114	1,083	3	9	57.1
1974	Huff, Gary	283	142	1,663	6	17	50.4
1973	Douglass, Bobby	174	81	1,057	5	7	59.2
1972	Douglass, Bobby	198	75	1,246	9	12	49.5
1971	Douglass, Bobby	225	91	1,164	7	15	38.7
1970	Concannon, Jack	385	194	2,130	16	18	61.6
1969	Concannon, Jack	160	87	1,783	4	8	31.3
1968	Concannon, Jack	143	71	715	5	9	49.8
1967	Concannon, Jack	186	92	1,260	6	14	51.0
1966	Bukich, Rudy	309	147	1,858	10	21	49.1
1965*	Bukich, Rudy	312	176	2,641	20	9	93.6
1964	Bukich, Rudy	160	99	1,099	12	7	89.0
1963	Wade, Bill	356	192	2,301	15	12	73.8

Year	Player	Att	Cmp	Yards	TD	Int	Rating
1962	Wade, Bill	412	225	3,172	18	24	70.2
1961	Wade, Bill	250	139	2,258	22	13	93.7
1960	Brown, Ed	149	59	1,079	7	11	50.1
1959	Brown, Ed	247	125	1,881	13	10	77.0
1958	Brown, Ed	218	102	1,418	10	17	51.0
1957	Brown, Ed	185	84	1,321	6	16	44.5
1956*	Brown, Ed	168	96	1,667	11	12	83.1
1955	Brown, Ed	164	85	1,307	9	10	71.4
1954	Bratkowski, Zeke	130	67	1,087	8	17	60.9
1953	Blanda, George	362	169	2,164	14	24	51.3
1952	Romanik, Steve	126	49	772	4	11	34.5
1951	Lujack, Johnny	176	85	1,295	3	8	59.9
1950	Lujack, Johnny	254	121	1,731	4	21	40.9
1949	Lujack, Johnny	312	162	2,658	23	22	75.9
1948	Luckman, Sid	163	89	1,047	13	14	65.2
1947	Luckman, Sid	323	176	2,712	24	31	67.6
1946*	Luckman, Sid	229	110	1,826	17	16	70.8
1945†	Luckman, Sid	217	117	1,725	14	10	82.6
1944	Luckman, Sid	143	71	1,018	11	11	66.8
1943*	Luckman, Sid	202	110	2,194	28	12	107.8
1942	Luckman, Sid	105	57	1,023	10	13	80.0
1941*	Luckman, Sid	119	68	1,181	9	6	95.5
1940	Luckman, Sid	105	48	941	4	9	60.7
1939	Masterson, Bernie	113	44	914	5	9	49.6
1938	Masterson, Bernie	112	46	848	7	9	55.6
1937	Masterson, Bernie	72	26	615	6	7	55.8
1936	Molesworth, Keith	31	15	188	4	4	67.7
1935	Masterson, Bernie	44	18	456	5	4	79.4
1934	Ronzani, Gene	32	15	150	3	0	91.9
1933	Molesworth, Keith	50	19	433	3	4	56.5

*Led NFL; †Tied for NFL lead.

HIGHEST QUARTERBACK RATINGS

		Season	Att	Cmp	Yards	Pct	Y/Att	TD	TD%	Int	Int%	Rate
1.	Sid Luckman	1943	202	110	2,194	54.5	10.86	28	13.9	12	5.9	107.8
2.	Jim McMahon	1984	143	85	1,146	59.4	8.01	8	5.6	2	1.4	97.8
3.	Sid Luckman	1941	119	68	1,181	57.1	9.92	9	7.6	6	5.0	95.5
4.	Bill Wade	1961	250	139	2,258	55.6	9.03	22	8.8	13	5.2	93.7
5.	Rudy Bukich	1965	312	176	2,641	56.4	8.46	20	6.4	9	2.9	93.6
6.	Erik Kramer	1995	522	315	3,838	60.3	7.35	29	5.6	10	1.9	93.5
7.	Rudy Bukich	1964	160	99	1,099	61.9	6.87	12	7.5	7	4.4	89.0
8.	Jim McMahon	1987	210	125	1,639	59.5	7.80	12	5.7	8	3.8	87.4
9.	Jay Cutler	2010	432	261	3,274	60.4	7.58	23	5.3	16	3.7	86.3
10.	Jay Cutler	2011	314	182	2,319	58.0	7.39	13	4.1	7	2.2	85.7
11.	Jim Miller	1999	174	110	1,242	63.2	7.14	7	4.0	6	3.4	83.5
12.	Erik Kramer	1998	250	151	1,823	60.4	7.29	9	3.6	7	2.8	83.1
13.	Ed Brown	1956	168	96	1,667	57.1	9.92	11	6.5	12	7.1	83.1
14.	Jim McMahon	1985	313	178	2,392	58.1	7.64	15	4.8	11	3.5	82.8
15.	Sid Luckman	1945	217	117	1,725	53.9	7.95	14	6.5	10	4.6	82.6

For QB rating formula, see page 269.



CHICAGO BEARS STARTING QUARTERBACK RECORDS

1961-2011 (Regular Season only)

	1961	1962	1963	1964	1965	1966	1967	1968	1969	1970	1971	Total
Bill Wade	8-6	9-5	11-1-2	2-8	0-2	0-0						30-22-2
Rudy Bukich		0-0	0-0	3-1	9-3	5-7-2	0-0	0-0				17-11-2
Larry Rakestraw				0-0	0-0	0-0	0-2	0-2				0-4
Jack Concannon							7-4-1	3-4	0-5	5-8	2-1	17-22-1
Virgil Carter								4-1	0-2			4-3
Bobby Douglass									1-6	1-0	3-4	continued
Kent Nix										0-0	1-3	1-3
Season Totals	8-6	9-5	11-1-2	5-9	9-5	5-7-2	7-6-1	7-7	1-13	6-8	6-8	

	1972	1973	1974	1975	1976	1977	1978	1979	1980	1981	1982	Total
Bobby Douglass	4-9-1	3-9	1-2	0-1								13-31-1
Gary Huff		0-2	3-8	2-7	0-0							5-17
Bob Avellini				2-2	7-7	9-5	4-8	1-2	0-0	0-0	0-2	continued
Mike Phipps						0-0	3-1	9-1	2-4			14-6
Vince Evans						0-0	0-0	0-3	5-5	6-10	0-0	continued
Jim McMahon											3-4	continued
Season Totals	4-9-1	3-11	4-10	4-10	7-7	9-5	7-9	10-6	7-9	6-10	3-6	

	1983	1984	1985	1986	1987	1988	1989	1990	1991	1992	1993	Total
Bob Avellini	0-0	0-1										23-24
Vince Evans	1-2											12-20
Jim McMahon	7-6	7-2	11-0	6-0	5-1	7-2						46-15
Steve Fuller		2-2	4-1	0-2								6-5
Rusty Lisch		0-1										0-1
Greg Landry		1-0										1-0
Mike Tomczak			0-0	7-0	4-2	4-1	5-6	1-1				21-10
Doug Flutie				1-0								1-0
Mike Hohensee					2-0							2-0
Steve Bradley					0-1							0-1
Jim Harbaugh					0-0	1-1	1-4	10-4	11-5	5-8	7-8	35-30
Peter Tom Willis								0-0	0-0	0-2	0-1	0-3
Will Furrer										0-1		0-1
Shane Matthews											0-0	continued
Season Totals	8-8	10-6	15-1	14-2	11-4	12-4	6-10	11-5	11-5	5-11	7-9	

STARTING QUARTERBACK RECORDS

	1994	1995	1996	1997	1998	1999	2000	2001	2002	2003	2004	Total
Erik Kramer	1-4	9-7	1-3	4-9	3-5							18-28
Steve Walsh	8-3	0-0										8-3
Dave Krieg			6-6									6-6
Rick Mirer				0-3								0-3
Steve Stenstrom		0-0	0-0	0-0	1-6							1-6
Moses Moreno					0-1							0-1
Shane Matthews	0-0		0-0			3-4	3-2	2-1				8-7
Cade McNown						2-4	1-8					3-12
Jim Miller					0-0	1-2	1-1	11-2	2-6			15-11
Chris Chandler									2-5	3-3		5-8
Henry Burris									0-1			0-1
Kordell Stewart										2-5		2-5
Rex Grossman										2-1	1-2	continued
Jonathan Quinn											0-3	0-3
Craig Krenzel											3-2	3-2
Chad Hutchinson											1-4	1-4
Season Totals	9-7	9-7	7-9	4-12	4-12	6-10	5-11	13-3	4-12	7-9	5-11	

	2005	2006	2007	2008	2009	2010	2011	2012	2013	2014	2015	Total
Rex Grossman	1-0	13-3	2-5	0-1								19-12
Kyle Orton	10-5	0-0	2-1	9-6								21-12
Brian Griese		0-0	3-3									3-3
Jay Cutler					7-9	10-5	7-3	10-5				34-22
Todd Collins						1-0						1-0
Caleb Hanie							0-4					0-4
Josh McCown							1-1					1-1
Jason Campbell								0-1				0-1
Season Totals	11-5	13-3	7-9	9-7	7-9	11-5	8-8	10-6				

FORMULA FOR QB RATING

Quarterback Rating uses five factors in determining a rating: attempts, completions, gross yardage, touch-downs and interceptions. It was designed so that a score of 100 would be great with 90 being very good, 80 being good - similar to an A-B-C grading scale. A passer rating of 158.3 is considered perfect.

The following is the formula which works when entered into Microsoft Excel:

=(ROUND((((MAX(MIN(2.375,(((B1*100)/A1)-30)*(0.05)),0))+(MAX (MIN(2.375,(((D1*100)/A1)*(0.2)),0)))+(MAX(MIN(2.375,(((E1*100)/A1) -9.5)*(-0.25)),0)))+(MAX(MIN(2.375,(((C1/A1)-3)*(0.25)),0)))*100)/6),1))

A1=ATTEMPTS; B1=COMPLETIONS; C1=GROSS YARDS; D1=TOUCHDOWNS; E1=INTERCEPTIONS



ANNUAL RECEIVING LEADERS

— RECEPTIONS —

Year	Player	No	Yards	TD
2012	Marshall, Brandon	118	1,508	11
2011	Forté, Matt	52	490	1
2010	Forté, Matt	51	547	3
	Knox, Johnny	51	960	5
2009	Olsen, Greg	60	612	8
2008	Forté, Matt	63	477	4
2007	Berrian, Bernard	71	951	5
2006	Muhammad, Muhsin	60	863	5
2005	Muhammad, Muhsin	64	750	4
2004	Jones, Thomas	56	427	0
2003	Booker, Marty	52	715	4
2002	Booker, Marty	97	1,189	6
2001	Booker, Marty	100	1,071	8
2000	Robinson, Marcus	55	738	5
	Kennison, Eddie	55	549	2
1999	Engram, Bobby	88	947	4
1998	Engram, Bobby	64	987	5
1997	Proehl, Ricky	58	753	7
1996	Conway, Curtis	81	1,049	7
1995	Graham, Jeff	82	1,301	4
1994	Graham, Jeff	68	944	4
1993	Waddle, Tom	44	552	1
1992	Davis, Wendell	54	734	2
1991	Davis, Wendell	61	945	6
1990	Muster, Brad	47	452	0
1989	Anderson, Neal	50	434	4
1988	McKinnon, Dennis	45	704	3
1987	Anderson, Neal	47	467	3
1986	Gault, Willie	42	818	5
1985	Payton, Walter	49	483	2
1984	Payton, Walter	45	368	0
1983	Payton, Walter	53	607	2
1982	Suhey, Matt	36	333	0
1981	Payton, Walter	41	379	2
1980	Payton, Walter	46	367	1
1979	Williams, Dave	42	354	5
1978	Payton, Walter	50	480	0
1977	Scott, James	50	809	3
1976	Harper, Roland	29	291	1
1975	Rather, Bo	39	685	2
1974	Wade, Charlie	39	683	1
1973	Garrett, Carl	23	292	0

Year	Player	No	Yards	TD
1972	Thomas, Earl	20	365	3
1971	Farmer, George	46	737	5
1970*	Gordon, Dick	71	1,026	13
1969	Wallace, Bob	47	553	5
1968	Gordon, Dick	29	477	4
1967	Gordon, Dick	31	534	5
1966	Sayers, Gale	34	447	2
1965	Morris, Johnny	53	846	4
1964*	Morris, Johnny	93	1,200	10
1963	Ditka, Mike	59	794	8
1962	Ditka, Mike	58	904	5
	Morris, Johnny	58	889	5
1961	Ditka, Mike	56	1,076	12
1960	Dewveall, Willard	43	804	5
1959	Dooley, Jim	41	580	3
1958	McCull, Bill	35	517	8
1957	Dooley, Jim	37	530	1
1956	Hill, Harlon	47	1,128	11
1955	Hill, Harlon	42	789	9
1954	Hill, Harlon	45	1,124	12
1953	Dooley, Jim	53	841	4
1952	Schroeder, Gene	39	660	6
1951	Hoffman, John	28	394	2
1950	Keane, Jim	36	433	0
1949	Keane, Jim	47	696	6
1948	Keane, Jim	30	414	3
1947*	Keane, Jim	64	910	10
1946	Kavanaugh, Ken	18	337	5
1945	Wilson, George	28	259	3
1944	Wilson, George	24	265	4
1943	Clark, Harry	23	535	7
1942	McLean, Ray	19	571	8
1941	Plasman, Dick	14	283	0
1940	Kavanaugh, Ken	12	276	3
1939	Plasman, Dick	19	403	3
1938	Karr, Bill	14	253	4
1937	McDonald, Lester	11	179	4
1936	Hewitt, Bill	15	358	6
1935	Johnsos, Luke	19	298	4
1934	Hewitt, Bill	10	151	5
1933	Hewitt, Bill	16	273	2
1932	Johnsos, Luke	24	321	2

*Led NFL

700 CLUB

The Bears became the first member of the NFL's 700-win club with a 23-10 win over the Jacksonville Jaguars on Dec. 7, 2008. The Bears currently have a combined regular season and playoff record of 739-544-42 (.574). Green Bay joined the Bears in 2011, winning their 700th game during a 15-1 season. The Packers rank second on the list with a record of 725-543-36, followed by the New York Giants who are 677-563-33.

ANNUAL RECEIVING LEADERS

— YARDS —

Year	Player	Yards	No	TD
2012	Marshall, Brandon	1,508	118	11
2011	Knox, Johnny	727	37	2
2010	Knox, Johnny	960	51	5
2009	Hester, Devin	757	57	3
2008	Hester, Devin	665	51	3
2007	Berrian, Bernard	951	71	5
2006	Muhammad, Muhsin	863	60	5
2005	Muhammad, Muhsin	750	64	4
2004	Terrell, David	699	42	1
2003	Booker, Marty	715	52	4
2002	Booker, Marty	1,189	97	7
2001	Booker, Marty	1,071	100	8
2000	Robinson, Marcus	738	55	5
1999	Robinson, Marcus	1,400	84	9
1998	Engram, Bobby	987	64	5
1997	Proehl, Ricky	753	58	7
1996	Conway, Curtis	1,049	81	7
1995	Graham, Jeff	1,301	82	4
1994	Graham, Jeff	944	68	4
1993	Waddle, Tom	552	44	1
1992	Davis, Wendell	734	54	2
1991	Davis, Wendell	945	61	6
1990	Davis, Wendell	572	39	3
1989	Morris, Ron	486	30	1
1988	McKinnon, Dennis	704	45	3
1987	Gault, Willie	705	35	7
1986	Gault, Willie	818	42	5
1985	Gault, Willie	704	33	1
1984	Gault, Willie	587	34	6
1983	Gault, Willie	836	40	8
1982	Moorehead, Emery	363	30	5
1981	Margerum, Ken	584	39	1
1980	Scott, James	696	36	3
1979	Baschnagel, Brian	452	30	2
1978	Scott, James	759	42	5
1977	Scott, James	809	50	3
1976	Scott, James	512	26	6
1975	Rather, Bo	685	39	2
1974	Wade, Charles	683	39	1
1973	Thomas, Earl	343	24	4
1972	Farmer, George	380	14	2

Year	Player	Yards	No	TD
1971	Farmer, George	737	46	5
1970	Gordon, Dick	1,026	71	13
1969	Wallace, Bob	553	47	5
1968	Gordon, Dick	477	29	4
1967	Gordon, Dick	534	31	5
1966	Jones, Jimmie	504	28	5
1965	Morris, Johnny	846	53	4
1964*	Morris, Johnny	1,200	93	10
1963	Ditka, Mike	794	59	8
1962	Ditka, Mike	904	58	5
1961	Ditka, Mike	1,076	56	12
1960	Dewveall, Willard	804	43	5
1959	Dooley, Jim	580	41	3
1958	McColl, Bill	517	35	8
1957	Dooley, Jim	530	37	1
1956	Hill, Harlon	1,128	47	11
1955	Hill, Harlon	789	42	9
1954	Hill, Harlon	1,124	45	12
1953	Dooley, Jim	841	53	4
1952	Schroeder, Gene	660	39	6
1951	Schroeder, Gene	461	24	3
1950	Keane, Jim	433	36	0
1949	Keane, Jim	696	47	6
1948	Keane, Jim	414	30	3
1947	Keane, Jim	910	64	10
1946	McLean, Ray	348	17	2
1945	Kavanaugh, Ken	539	35	6
1944	McLean, Ray	414	19	5
1943	Clark, Harry	535	23	7
1942	McLean, Ray	571	19	8
1941	Kavanaugh, Ken	314	11	6
1940	Kavanaugh, Ken	276	12	3
1939	Plasman, Dick	403	19	3
1938	Karr, Bill	253	14	4
1937	Manske, Eggs	225	9	3
1936	Hewitt, Bill	358	15	6
1935	Johnsos, Luke	298	19	4
1934	Hewitt, Bill	151	10	5
1933	Hewitt, Bill	273	16	2
1932	Johnsos, Luke	321	24	2

*Led NFL

RECEIVING LEADER

In his first season with the Bears, WR **Brandon Marshall** re-wrote the Bears record book in most major receiving categories. Marshall established the Bears single-season record for receptions (118) and receiving yards (1,508). He hauled in 11 TDs, which tied for sixth in Bears single-season history and had seven games with over 100 yards receiving which tied for first in a single season.



ANNUAL PUNT RETURN LEADERS

Year	Player	No	Yds	Avg	Year	Player	No	Yds	Avg
2012	Hester, Devin	40	331	8.3	1975	Livers, Virgil	42	456	10.9
2011*	Hester, Devin	28	454	16.2	1974	Hill, Ike	33	183	5.5
2010*	Hester, Devin	33	564	17.1	1973	Hill, Ike	36	204	5.7
2009	Hester, Devin	24	187	7.8	1972	Smith, Ron	26	163	6.3
2008	Hester, Devin	32	198	6.2	1971	Smith, Ron	26	194	7.5
2007	Hester, Devin	42	651	15.5	1970	Cole, Linzy	14	83	5.9
2006*	Hester, Devin	47	600	12.8	1969	Lyle, Garry	12	78	6.5
2005	Wade, Bobby	33	317	9.6	1968	Turner, Cecil	9	19	2.1
2004	McQuarters, R.W.	44	435	9.9	1967	Gordon, Dick	12	82	6.8
2003	McQuarters, R.W.	37	452	12.2	1966	Arnett, Jon	15	58	3.9
2002	Johnson, Leon	28	288	10.3	1965	Sayers, Gale	16	238	14.9
2001	Johnson, Leon	28	255	9.1	1964	Arnett, Jon	19	188	9.9
2000	Milburn, Glyn	35	300	8.6	1963	Morris, Johnny	16	164	10.3
1999	Milburn, Glyn	30	346	11.5	1962	Morris, Johnny	20	208	10.4
1998	Milburn, Glyn	25	291	11.6	1961	Morris, Johnny	23	155	6.7
1997	Hughes, Tyrone	36	258	7.2	1960	Morris, Johnny	13	75	5.8
1996	Engram, Bobby	31	282	9.1	1959*	Morris, Johnny	14	171	12.2
1995	Graham, Jeff	23	183	8.0	1958	Morris, Johnny	14	96	6.9
1994	Graham, Jeff	15	140	9.3	1957	Drzewiecki, Ron	22	64	2.9
1993	Obee, Terry	35	289	8.3	1956	Jeter, Perry	6	66	11.0
1992	Woolford, Donnell	12	127	10.6		Smith, Ray	6	66	11.0
1991	Bailey, Johnny	36	281	7.8	1955	Drzewiecki, Ron	20	100	5.0
1990	Bailey, Johnny	36	399	11.1	1954	Stone, Billy	14	40	2.9
1989	Green, Mark	16	141	8.8	1953	Macon, Ed	17	68	4.0
1988	McKinnon, Dennis	34	277	8.1	1952	White, Wilford	23	117	5.1
1987	McKinnon, Dennis	40	405	10.1	1951	White, Wilford	14	131	9.4
1986	Barnes, Lew	57	482	8.5	1950	McAfee, George	33	284	8.6
1985	Taylor, Ken	25	198	7.9	1949	McAfee, George	24	279	11.6
1984	Fisher, Jeff	58	492	8.5	1948*	McAfee, George	30	417	13.9
1983	McKinnon, Dennis	34	316	9.3	1947	McAfee, George	18	261	14.5
1982	Fisher, Jeff	9	65	7.2	1946	Gallarneau, Hugh	10	99	9.9
1981	Fisher, Jeff	43	509	11.8	1945	Margarita, Bob	7	66	9.4
1980	Walterscheid, Lenny	33	239	7.2	1944	Grygo, Al	11	100	9.1
1979	Schubert, Steve	25	238	9.5	1943	Clark, Harry	10	158	15.8
1978	Schubert, Steve	27	229	8.5	1942	Gallarneau, Hugh	9	101	11.2
1977	Schubert, Steve	31	291	9.4	1941	McAfee, George	5	158	31.6
1976	Livers, Virgil	28	205	7.3					

*Led NFL

RETURN TO SENDER

Already owning the NFL's all-time record for career kick return touchdowns (17) and career punt return touchdowns (12), Bears WR **Devin Hester** is one return touchdown away from tying Hall of Famer Deion Sanders for most career return touchdowns.

Player	Punt Return TD	KO Return TD	Total Return TD
1. Devin Hester	12	5	17
2. Brian Mitchell	9	4	13
3. Dante Hall	6	6	12
Eric Metcalf	10	2	12
5. Joshua Cribbs	3	8	11

ANNUAL KICKOFF RETURN LEADERS

Year	Player	No	Yds	Avg
2012	Hester, Devin	24	621	25.9
2011	Hester, Devin	33	723	21.9
2010	Manning, Danieal	33	816	24.7
2009	Knox, Johnny	32	927	29.0
2008*	Manning, Danieal	36	1,070	29.7
2007	Hester, Devin	43	934	21.7
2006	Davis, Rashied	32	753	23.5
2005	Azumah, Jerry	32	705	22.0
2004	Azumah, Jerry	42	924	22.0
2003*	Azumah, Jerry	41	1,191	29.0
2002	Merritt, Ahmad	45	1,029	22.9
2001	Denson, Autry	23	534	23.2
2000	Milburn, Glyn	63	1,468	23.3
1999	Milburn, Glyn	61	1,426	23.4
1998	Milburn, Glyn	62	1,550	25.0
1997	Hughes, Tyrone	43	1,008	23.4
1996	Jackson, Jack	27	619	22.9
1995	Lewis, Nate	42	904	21.5
1994	Lewis, Nate	35	874	25.0
1993	Conway, Curtis	21	450	21.4
1992	Lewis, Darren	23	511	22.2
1991	Bailey, Johnny	16	311	19.4
1990	Bailey, Johnny	23	363	15.8
1989	Gentry, Dennis	28	667	23.8
1988	Gentry, Dennis	27	578	21.4
1987	Gentry, Dennis	25	621	24.8
1986*	Gentry, Dennis	20	576	28.8
1985	Gault, Willie	22	577	26.2
1984	Cameron, Jack	26	485	18.7
1983	Gault, Willie	13	276	21.2
1982	Watts, Rickey	14	330	23.6
1981	Williams, Dave	23	486	21.1
1980	Williams, Dave	27	666	24.7
1979	Walterscheid, Lenny	19	427	22.5
1978	Baschnagel, Brian	20	455	22.8
1977	Baschnagel, Brian	23	557	24.2
1976	Baschnagel, Brian	29	754	26.0

Year	Player	No	Yds	Avg
1975*	Payton, Walter	14	444	31.7
1974	Grandberry, Ken	22	568	25.8
1973*	Garrett, Carl	16	486	30.4
1972*	Smith, Ron	30	924	30.8
1971	Smith, Ron	26	671	25.8
1970	Turner, Cecil	23	752	32.7
1969	Sayers, Gale	14	339	24.2
1968	Turner, Cecil	20	363	18.2
1967	Sayers, Gale	16	603	37.7
1966*	Sayers, Gale	23	718	31.2
1965	Sayers, Gale	21	660	31.4
1964	Martin, Billy	24	534	22.3
1963	Bull, Ronnie	7	105	15.0
1962	Martin, Billy	25	515	20.6
1961	Bivins, Charles	25	669	26.7
1960	Galimore, Willie	12	292	24.3
1959	Morris, Johnny	17	438	25.8
1958	Morris, Johnny	16	399	24.9
1957	Drzewiecki, Ron	13	315	24.2
1956	Bingham, Don	17	444	26.1
1955	Drzewiecki, Ron	25	591	23.6
1954	Jagade, Chick	11	195	17.7
1953	Macon, Ed	13	373	28.7
1952	Macon, Ed	9	299	33.2
1951	Morrison, Fred	13	353	27.2
1950	Hunsinger, Chuck	23	343	14.9
1949	Dreyer, Fred	13	338	26.0
1948	Minini, Frank	12	370	30.8
1947	Minini, Frank	11	261	23.7
1946	Osmanski, Bill	8	203	25.4
1945	Margarita, Bob	10	155	15.5
1944	Margarita, Bob	12	279	23.3
1943	Clark, Harry	13	326	25.1
1942	Gallarneau, Hugh	6	151	25.2
1941	McAfee, George	7	223	31.9

*Led NFL

ALL-TIME BEARS GENERAL MANAGERS

Phil Emery was named Bears general manager on Jan. 28, 2012. He is just the fifth person to hold the GM position since the franchise was founded in 1920.

The following is a list of all-time Bears general managers:

George S. Halas, Jr.	1963-74
Jim Finks	1974-83
Jerry Vainisi	1983-87
Jerry Angelo	2001-11
Phil Emery	2012-Present



ANNUAL INTERCEPTION LEADERS

Year	Player	No	Yards
2012*	Jennings, Tim	9	105
2011	Moore, D.J.	4	31
2010	Tillman, Charles	5	127
	Harris, Chris	5	69
2009	Bowman, Zackary	6	67
2008	Payne, Kevin	4	147
2007	Urlacher, Brian	5	101
2006	Manning, Jr., Ricky	5	113
	Tillman, Charles	5	32
2005	Vasher, Nathan	8	145
2004	Vasher, Nathan	5	177
2003	Azumah, Jerry	4	44
	Tillman, Charles	4	27
2002	Brown, Mike	3	16
2001	Brown, Mike	5	81
2000	Parrish, Tony	3	81
1999	Hudson, Chris	3	28
1998	Harris, Walt	4	41
1997	Harris, Walt	5	30
1996	Woolford, Donnell	6	37
1995	Woolford, Donnell	4	21
1994	Woolford, Donnell	5	30
1993	Carrier, Mark	4	94
	Jones, Dante	4	52
1992	Woolford, Donnell	7	67
1991	Stinson, Lemuel	4	69
1990*	Carrier, Mark	10	39
1989	Stinson, Lemuel	4	59
1988	Jackson, Vestee	8	94
1987	Duerson, Dave	3	0
1986	Richardson, Mike	7	69
1985	Frazier, Leslie	6	119
1984	Fencik, Gary	5	102
1983	Frazier, Leslie	7	135
1982	Schmidt, Terry	4	39
1981	Fencik, Gary	6	121
1980	Walterscheid, Lenny	4	84
1979	Schmidt, Terry	6	44
	Fencik, Gary	6	31
1978	Fencik, Gary	4	77
1977	Ellis, Allan	6	23
1976	Brupbacher, Ross	7	49
1975	Clemons, Craig	2	109
	Plank, Doug	2	50
	Livers, Virgil	2	40
	Ellis, Allan	2	4

Year	Player	No	Yards
1974	Clemons, Craig	4	84
1973	Lyle, Garry	5	62
1972	Ford, Charlie	7	104
1971	Ford, Charlie	5	46
1970	Buffone, Doug	4	33
1969	Taylor, Joe	3	37
	Daniels, Dick	3	37
	Youngblood, George	3	22
1968	McRae, Bennie	4	41
1967	McRae, Bennie	5	94
	Petitbon, Richie	5	93
	Taylor, Roosevelt	5	19
1966	Petitbon, Richie	4	34
1965	Butkus, Dick	5	84
1964	Caroline, JC	2	84
	Whitsell, Dave	2	57
	Taylor, Roosevelt	2	45
	McRae, Bennie	2	44
	George, Bill	2	28
1963*	Taylor, Roosevelt	9	172
1962	Petitbon, Richie	6	212
1961	Whitsell, Dave	6	123
1960	Caroline, JC	3	31
1959	Barnes, Erich	5	67
1958	Sumner, Charles	6	67
1957	Johnson, Jack	4	36
1956	Caroline, JC	6	182
1955	Sumner, Charles	7	162
1954	Whitman, SJ	5	117
1953	Kindt, Don	6	172
1952	Dooley, Jim	5	30
1951	Schroeder, Gene	5	62
1950	Davis, Harper	5	59
1949	McAfee, George	6	76
1948	Lujack, Johnny	8	131
1947	Mullins, Noah	6	113
1946	Farris, Tom	4	43
1945	Margarita, Bob	6	79
1944	Grygo, Al	4	79
1943	Clark, Harry	5	32
1942*	Turner, Clyde	8	96
1941	McAfee, George	6	78
1940	Clark, Harry	4	62
	Famiglietti, Gary	4	18
	McAfee, George	4	50

*Led NFL

ANNUAL PUNTING LEADERS

Year	Player	No	Avg	Year	Player	No	Avg
2012	Podlesh, Adam	81	42.0	1974	Parsons, Bob	90	37.8
2011	Podlesh, Adam	89	43.9	1973	Green, Bobby Joe	82	40.5
2010	Maynard, Brad	83	40.1	1972	Green, Bobby Joe	67	41.2
2009	Maynard, Brad	77	41.4	1971	Green, Bobby Joe	77	40.1
2008	Maynard, Brad	96	41.2	1970	Green, Bobby Joe	83	40.9
2007	Maynard, Brad	88	41.8	1969	Green, Bobby Joe	76	39.0
2006	Maynard, Brad	77	44.2	1968	Green, Bobby Joe	27	42.3
2005	Maynard, Brad	96	41.0	1967	Green, Bobby Joe	79	42.9
2004	Maynard, Brad	108	42.9	1966	Green, Bobby Joe	80	41.9
2003	Maynard, Brad	79	41.2	1965	Green, Bobby Joe	58	42.7
2002	Maynard, Brad	87	42.3	1964	Green, Bobby Joe	71	44.5
2001	Maynard, Brad	87	42.6	1963	Green, Bobby Joe	64	46.5
2000	Aguiar, Louie	52	38.8	1962	Green, Bobby Joe	69	43.7
1999	Sauerbrun, Todd	85	40.9	1961	Brown, Ed	59	42.2
1998	Horan, Mike	64	41.3	1960	Brown, Ed	56	39.8
1997	Sauerbrun, Todd	95	43.5	1959	Brown, Ed	64	41.2
1996	Sauerbrun, Todd	78	44.8	1958	Brown, Ed	27	42.2
1995	Sauerbrun, Todd	55	37.8	1957	Brown, Ed	34	40.1
1994	Gardocki, Chris	76	37.8	1956	Brown, Ed	42	39.1
1993	Gardocki, Chris	80	38.5	1955	Brown, Ed	44	40.1
1992	Gardocki, Chris	79	42.9	1954	Bratkowski, Zeke	39	41.0
1991	Buford, Maury	69	40.8	1953	Morrison, Fred	65	42.6
1990	Buford, Maury	76	40.4	1952	Morrison, Fred	64	42.3
1989	Buford, Maury	72	39.5	1951	Morrison, Fred	57	39.0
1988	Wagner, Bryan	79	41.5	1950*	Morrison, Fred	57	43.3
1987	Wagner, Bryan	36	40.6	1949*	Gulyanics, George	29	47.2
1986	Buford, Maury	69	41.3	1948	Gulyanics, George	55	44.2
1985	Buford, Maury	68	42.2	1947*	Gulyanics, George	23	44.8
1984	Finzer, Dave	83	40.1	1946	Luckman, Sid	33	37.4
1983	Parsons, Bob	79	36.9	1945	Luckman, Sid	36	37.4
1982	Parsons, Bob	58	41.3	1944	McEnulty, Doug	25	39.8
1981	Parsons, Bob	114	39.7	1943	Luckman, Sid	34	35.9
1980	Parsons, Bob	79	40.6	1942	Luckman, Sid	24	40.6
1979	Parsons, Bob	92	37.9	1941	Luckman, Sid	13	41.1
1978	Parsons, Bob	96	37.0	1940	Luckman, Sid	27	42.5
1977	Parsons, Bob	80	40.4	1939	Luckman, Sid	27	43.3
1976	Parsons, Bob	99	37.6				
1975	Parsons, Bob	93	39.0				

*Led NFL

COLD-WEATHER GAMES

Chicago has a reputation for its brisk lakefront weather (see next page), and both Wrigley Field and Soldier Field have hosted at least a few knee-knocking games. However, the NFL Record & Fact Book lists the four coldest NFL games on record, none of which were in Chicago. The four coldest:

- * -13 degrees (-48 wind chill): 12-31-67, Lambeau Field, Green Bay; NFL Championship Game (Packers 21, Cowboys 17).
- * -9 degrees (-59 wind chill): 1-10-82, Riverfront Stadium, Cincinnati; AFC Championship Game (Bengals 27, Chargers 7).
- * -1 degree (-23 wind chill): 1-20-08, Lambeau Field; NFC Championship Game (NY Giants 23, Packers 20, ot).
- * 0 degrees (-32 wind chill): 1-15-94, Rich Stadium, Orchard Park, NY; AFC Divisional Playoff (Bills 29, LA Raiders 23).



ANNUAL SACKS LEADERS

Year	Player	No	Yards
2012	Peppers, Julius	11.5	73.5
2011	Peppers, Julius	11.0	60.0
2010	Idonije, Israel	8.0	66.5
	Peppers, Julius	8.0	54.0
2009	Ogunleye, Adewale	6.5	51.5
2008	Brown, Alex	6.0	43.0
2007	Ogunleye, Adewale	9.0	57.0
2006	Anderson, Mark	12.0	102.0
2005	Ogunleye, Adewale	10.0	55.0
2004	Brown, Alex	6.0	34.5
2003	Brown, Alex	5.5	33.5
2002	Colvin, Rosevelt	10.5	71.0
2001	Colvin, Rosevelt	10.5	64.0
2000	Urlacher, Brian	8.0	49.0
1999	Simmons, Clyde	7.0	49.0
1998	Flanigan, Jim	8.5	55.0
1997	Flanigan, Jim	6.0	51.0
	Minter, Barry	6.0	35.0
1996	Spellman, Alonzo	8.0	67.0
1995	Flanigan, Jim	11.0	75.0
1994	Armstrong, Trace	7.5	52.0
1993	Dent, Richard	13.5	90.0
1992	McMichael, Steve	10.5	66.5
1991	Dent, Richard	10.5	72.0

Year	Player	No	Yards
1990	Dent, Richard	12.0	101.0
1989	Dent, Richard	9.0	64.0
1988	McMichael, Steve	11.5	95.0
1987	Dent, Richard	12.5	94.0
1986	Dent, Richard	11.5	87.0
1985*	Dent, Richard	17.0	133.5
1984	Dent, Richard	17.5	140.5
1983	Hartenstine, Mike	12.0	91.5
1982^	Hampton, Dan	7.0	57.0
1981	Page, Alan	9.0	84.0
	Hampton, Dan	9.0	77.0
1980	Hampton, Dan	11.5	108.5
1979	Osborne, Jim	10.5	79.0
1978	Page, Alan	11.5	94.0
1977	Rydalch, Ron	9.5	81.0
1976	Osborne, Jim	15.0	129.0
1975	Chambers, Wally	14.0	105.0
1974	Chambers, Wally	6.0	53.0
1973	Osborne, Jim	10.0	92.0
1972	Osborne, Jim	5.0	N/A
1971	Holman, Willie	9.0	N/A
1970	Holman, Willie	12.0	N/A

*Led NFL

^Became official NFL stat

WINDY CITY WEATHER

Chicago has hosted several "Bear Weather" games throughout franchise history. Fifteen of the 20 coldest games in Bears history have taken place in Chicago. The following are the 20 coldest games in team history:

Wind					Wind					Wind				
Date	Opp.	Temp	Wind	Chill	Date	Opp.	Temp	Wind	Chill	Date	Opp.	Temp	Wind	Chill
12/3/72	at MIN	-2	11	-19	12/19/04	vs. HOU	12	21	-7	1/5/86	vs. NYG	14	13	0
12/18/83	vs. GB	3	14	-15	12/17/89	vs. GB	10	12	-5	12/18/05	vs. ATL	12	8	0
12/22/08	vs. GB	2	9	-13	12/29/63	vs. NYG	11	11	-3	12/15/63	vs. DET	15	13	1
1/10/88	vs. WAS	4	12	-12	12/11/77	vs. GB	10	9	-3	12/20/81	vs. DEN	14	10	1
12/5/70	at MIN	9	25	-12	1/8/89	vs. SF	17	29	-3	12/26/93	vs. DET	13	8	2
11/28/76	at GB	6	11	-9	12/23/07	vs. GB	16	22	-2	12/11/94	at GB	15	11	2
12/10/95	at CIN	10	16	-7	12/23/90	vs. TB	11	8	-1	Italics indicates playoff game				

Here are the temperatures for a few, famed inclement weather games in the Windy City:

- * 54 degrees (Rain, fog, S wind 15 mph): Sayers 6 TD game, 12-12-65, Wrigley Field (Bears 61, 49ers 20)
- * 39 degrees (W wind 23 mph): NFC Championship Game, 1-12-86, Soldier Field (Bears 24, LA Rams 0)
- * 29 degrees (SW wind 5 mph): "Fog Bowl" Playoff Game, 12-31-88, Soldier Field (Bears 20, Eagles 12)
- * 20 degrees (NW wind 23 mph): Regular Season Finale, (Bears must win by 30+ points for playoff berth), 12-16-79, Soldier Field (Bears 42, St. Louis Cardinals 6)
- * 14 degrees (W wind 13 mph): Divisional Playoff Game, 1-5-86, Soldier Field (Bears 21, Giants 0)
- * 11 degrees (W wind 11 mph): NFL Championship Game, 12-29-63, Wrigley Field (Bears 14, Giants 10)

ALL-TIME 100-YARD RUSHING GAMES

	11/20/77	Payton, vs. MIN.....W.....	40-275		11/9/86	Payton, at TB.....W.....	20-139
2.	10/2/11	Forté, vs. CAR.....W.....	25-205		10/7/56	Casares, at GB.....W.....	24-139
	10/30/77	Payton, at GB.....W.....	23-205	56.	10/9/05	Jones, at CLE.....L.....	24-137
	11/3/68	Sayers, at GB.....W.....	24-205		11/24/77	Payton, at DET.....W.....	20-137
5.	12/18/66	Sayers, vs. MIN.....W.....	17-197	58.	10/9/55	Hoffman, vs. SF.....L.....	18-135
6.	11/3/85	Payton, at GB.....W.....	28-192	59.	11/30/03	Forsey, vs. ARI.....W.....	27-134
	11/13/77	Payton, vs. KC.....W.....	33-192		12/17/95	Salaam, vs. TB.....W.....	27-134
8.	12/16/56	Casares, vs. DET.....W.....	17-190		9/16/79	Payton, at DAL.....L.....	22-134
9.	10/21/01	Thomas, at CIN.....W.....	22-188		12/21/75	Payton, at NO.....W.....	25-134
10.	9/14/80	Payton, vs. NO.....W.....	18-183	63.	11/7/11	Forté, at PHI.....W.....	24-133
	12/5/76	Payton, at SEA.....W.....	27-183		10/6/80	Payton, vs. TB.....W.....	28-133
12.	9/9/79	Payton, vs. MIN.....W.....	23-182	65.	11/17/85	Payton, at DAL.....W.....	22-132
13.	9/16/62	Galimore, at SF.....W.....	22-181		10/13/85	Payton, at SF.....W.....	24-132
14.	9/9/84	Payton, vs. DEN.....W.....	20-179		11/4/56	Casares, at Rams.....W.....	25-132
	11/26/81	Payton, at DAL.....L.....	38-179		10/7/34	Feathers, at Brk.....W.....	14-132
16.	9/14/86	Payton, vs. PHI.....W+.....	33-176	69.	11/13/83	Payton, vs. PHI.....W.....	23-131
17.	12/9/84	Payton, vs. GB.....L.....	35-175		12/10/67	Sayers, vs. MIN.....T.....	20-131
18.	12/16/01	Thomas, vs. TB.....W.....	31-173	71.	12/20/80	Payton, at TB.....W.....	29-130
19.	11/27/66	Sayers, vs. ATL.....W.....	19-172		12/7/80	Payton, vs. GB.....W.....	22-130
20.	10/10/10	Forté, at CAR.....W.....	22-166	73.	12/3/44	Margarita, at Card-Pitt.....W.....	9-129
21.	12/20/98	Allen, vs. BAL.....W.....	22-163	74.	10/28/01	Thomas, vs. SF.....W.....	18-127
	12/11/77	Payton, vs. GB.....W.....	32-163		11/12/78	Payton, at MIN.....L.....	23-127
23.	10/29/78	Payton, vs. DET.....L.....	23-162		12/17/72	Douglass, at OAK.....L.....	14-127
24.	9/18/83	Payton, at NO.....L+.....	28-161	77.	11/2/08	Forté, vs. DET.....W.....	22-126
25.	1/6/02	Thomas, vs. JAX.....W.....	33-160		11/20/94	Tillman, vs. DET.....W.....	32-126
	9/18/77	Payton, vs. DET.....W.....	23-160		10/10/77	Payton, vs. Rams.....W.....	24-126
27.	12/16/79	Payton, vs. STL.....W.....	33-157		11/30/69	Sayers, vs. CLE.....L.....	20-126
	10/16/78	Payton, at DEN.....L.....	22-157	81.	9/2/79	Payton, vs. GB.....W.....	36-125
29.	9/30/84	Payton, vs. DAL.....L.....	25-155	82.	11/6/66	Sayers, vs. DET.....T.....	21-124
	10/7/79	Payton, at BUF.....W.....	39-155		10/21/56	Casares, vs. BAL.....W.....	22-124
	10/28/34	Feathers, vs. GB.....W.....	15-155		11/26/33	Nagurski, vs. Port.....W.....	18-124
32.	10/7/84	Payton, vs. NO.....W.....	32-154	85.	9/7/08	Forté, at IND.....W.....	23-123
33.	10/20/57	Galimore, vs. Rams.....W.....	24-153		10/5/03	Thomas, vs. OAK.....W.....	22-123
34.	9/19/04	Jones, at GB.....W.....	23-152		9/4/88	Anderson, vs. MIA.....W.....	24-123
35.	12/18/83	Payton, vs. GB.....W.....	30-148		11/27/80	Payton, at DET.....W+.....	18-123
	9/19/76	Payton, at SF.....W.....	28-148		10/1/78	Payton, vs. OAK.....L+.....	27-123
37.	9/10/89	Anderson, vs. CIN.....W.....	21-146	90.	11/26/00	Allen, at NYJ.....L.....	25-122
38.	10/23/11	Forté, at TB.....W.....	25-145		9/1/97	Harris, at GB.....L.....	13-122
	10/17/76	Payton, at Rams.....L.....	27-145		11/24/96	Harris, vs. DET.....W.....	27-122
40.	11/26/78	Harper, vs. TB.....W.....	25-144		12/24/95	Salaam, vs. PHI.....W.....	30-122
	10/29/44	Grygo, vs. CRams.....W.....	13-144		12/19/88	Anderson, at MIN.....L.....	22-122
42.	10/27/68	Sayers, vs. MIN.....W.....	18-143		10/16/77	Payton, at MIN.....L+.....	24-122
43.	10/15/67	Sayers, vs. DET.....W.....	22-142	96.	12/25/11	Bell, at GB.....L.....	23-121
44.	12/21/03	Thomas, vs. WAS.....W.....	32-141		10/4/09	Forté, vs. DET.....W.....	12-121
	10/7/90	Anderson, vs. GB.....W.....	21-141		11/19/06	Jones, at NYJ.....W.....	23-121
	10/10/76	Payton, at MIN.....L.....	19-141		12/2/85	Payton, at MIA.....L.....	23-121
	10/2/39	Maniaci, at PIT.....W.....	12-141		12/16/62	Marconi, vs. DET.....W.....	13-121
48.	10/2/77	Payton, vs. NO.....L.....	19-140		10/5/52	Dottley, at Chi.....L.....	24-121
	9/30/34	Feathers, at Reds.....W.....	20-140		9/17/50	Gulyanics, vs. Rams.....W.....	26-121
50.	11/23/08	Forté, at STL.....W.....	21-139	103.	11/13/05	Peterson, vs. SF.....W.....	24-120
	10/23/05	Jones, vs. BAL.....W.....	25-139		9/28/97	Harris, at DAL.....L.....	29-120
	9/18/05	Jones, vs. DET.....W.....	20-139		9/8/85	Payton, vs. TB.....W.....	17-120
	11/27/88	Anderson, vs. GB.....W.....	17-139		12/17/67	Sayers, at ATL.....W.....	19-120



CHICAGO BEARS ALL-TIME 100-YARD RUSHING GAMES

107.	12/17/89	Anderson, vs. GB.....L.....	12-119
	11/12/50	Hunsinger, vs. Yanks.....W.....	14-119
	10/15/39	Osmanski, vs. Chi.....W.....	15-119
110.	11/3/96	Harris, vs. TB.....W.....	19-118
	10/27/85	Payton, vs. MIN.....W.....	19-118
	12/5/65	Sayers, at BAL.....W.....	16-118
113.	11/28/10	Forté, vs. PHI.....W.....	14-117
	9/20/87	Anderson, vs. TB.....W.....	16-117
	11/25/84	Payton, at MIN.....W.....	23-117
	10/15/72	Douglass, at CLE.....W.....	11-117
	11/26/67	Sayers, vs. GB.....L.....	18-117
	12/9/56	Casares, vs. Chi.....W.....	25-117
	11/18/51	Dottley, vs. GB.....W.....	17-117
120.	10/10/11	Forté, at DET.....L.....	22-116
	11/23/97	Harris, vs. TB.....W.....	33-116
	9/24/89	Anderson, at DET.....W.....	16-116
	9/23/84	Payton, at SEA.....L.....	24-116
	11/2/69	Sayers, at MIN.....L.....	20-116
	11/24/57	Casares, at DET.....W.....	28-116
	11/4/45	Margarita, vs. GB.....W.....	16-116
127.	12/8/96	Salaam, vs. STL.....W.....	19-115
	12/9/79	Payton, at GB.....W.....	25-115
	11/6/55	Watkins, vs. GB.....W.....	14-115
	11/6/55	Casares, vs. GB.....W.....	16-115
131.	10/16/60	Morris, vs. SF.....W.....	7-114
	10/21/34	Feathers, vs. Reds.....W.....	7-114
133.	12/26/10	Forté, vs. NYJ.....W.....	19-113
	11/12/06	Jones, at NYG.....W.....	30-113
	9/7/86	Payton, vs. CLE.....W.....	22-113
	11/4/79	Payton, vs. DET.....W.....	22-113
	9/17/72	Harrison, vs. ATL.....L.....	20-113
	12/12/65	Sayers, vs. SF.....W.....	9-113
	11/28/65	Sayers, vs. NYG.....W.....	13-113
	11/9/58	Casares, at GB.....W.....	15-113
	11/2/58	Casares, at Rams.....L.....	23-113
142.	11/10/96	Harris, at DEN.....L.....	23-112
	10/21/85	Payton, vs. GB.....W.....	25-112
	11/20/83	Suhey, at TB.....W.....	19-112
	12/6/81	Payton, vs. MIN.....W.....	33-112
	12/1/68	Piccolo, at NO.....W.....	21-112
	11/9/69	Sayers, vs. PIT.....W.....	28-112
	10/14/56	Casares, vs. SF.....W.....	21-112
	10/21/51	Dottley, vs. SF.....W.....	16-112
150.	10/29/06	Jones, vs. SF.....W.....	23-111
	11/2/03	Thomas, vs. SD.....W.....	31-111
	9/22/02	Thomas, vs. NO.....L.....	27-111
	11/18/90	Anderson, at DEN.....W+	28-111
	12/8/85	Payton, vs. IND.....W.....	26-111
	11/4/84	Payton, vs. LARaid.....W.....	27-111
	10/21/79	Payton, at MIN.....L.....	23-111
	11/22/59	Casares, at DET.....W.....	21-111
	11/12/39	Osmanski, at DET.....W.....	18-111
159.	10/8/06	Jones, vs. BUF.....W.....	21-110
	11/7/04	Thomas, at TEN.....W.....	28-110
	9/26/04	Jones, at MIN.....L.....	22-110
	9/29/03	Thomas, vs. GB.....L.....	13-110
	9/16/84	Payton, at GB.....W.....	27-110
	11/28/76	Payton, at GB.....W.....	27-110
	10/19/75	Adamle, at PIT.....L.....	17-110
166.	12/31/06	Benson, vs. GB.....L.....	13-109
	12/26/04	Jones, at DET.....L.....	22-109
	10/22/95	Salaam, vs. HOU.....W.....	29-109
	1/2/83	Payton, at TB.....L+	26-109
	11/5/78	Payton, vs. SEA.....L.....	18-109
	11/14/76	Payton, vs. GB.....W.....	18-109
	10/26/69	Sayers, vs. Rams.....L.....	15-109
173.	12/11/11	Barber, at DEN.....L+	27-108
	1/2/05	Jones, vs. GB.....L.....	26-108
	10/5/86	Payton, vs. MIN.....W.....	26-108
	9/29/68	Sayers, at MIN.....W.....	16-108
	11/11/56	Hoffman, vs. GB.....W.....	18-108
	10/28/56	Jeter, at SF.....W.....	16-108
179.	10/7/12	Forté, at JAX.....W.....	22-107
	11/25/01	Allen, at MIN.....W.....	27-107
	11/10/85	Payton, vs. DET.....W.....	26-107
	10/25/81	Payton, vs. SD.....W+	36-107
	11/9/80	Payton, vs. WAS.....W.....	17-107
184.	9/25/05	Jones, vs. CIN.....L.....	27-106
	10/27/97	Harris, at MIA.....W.....	25-106
	9/8/96	Green, at WAS.....L.....	20-106
	11/20/83	Payton, at TB.....W.....	22-106
	10/9/66	Sayers, vs. BAL.....W.....	18-106
189.	12/25/05	Jones, at GB.....W.....	25-105
	10/8/95	Salaam, vs. CAR.....W.....	28-105
	12/10/95	Salaam, at CIN.....L.....	22-105
	9/25/88	Anderson, at GB.....W.....	20-105
	11/15/81	Payton, at GB.....L.....	22-105
	11/26/78	Payton, vs. TB.....W.....	27-105
	11/16/75	Payton, at SF.....L.....	23-105
	10/6/68	Sayers, at BAL.....L.....	15-105
	9/15/68	Sayers, vs. WAS.....L.....	15-105
	10/28/51	Dottley, at DET.....W.....	17-105
	11/25/45	McAfee, vs. PIT.....W.....	5-105
200.	9/26/93	Anderson, vs. TB.....W.....	28-104
	12/26/82	Payton, at Rams.....W.....	20-104
	10/3/76	Payton, vs. WAS.....W.....	18-104
	11/18/56	Casares, vs. Rams.....W.....	27-104
204.	12/30/12	Forté, at DET.....W.....	24-103
	11/4/12	Forté, at TEN.....W.....	12-103
	9/4/83	Payton, vs. ATL.....L.....	20-103
	10/23/72	Harrison, vs. MIN.....W.....	31-103
208.	12/23/07	Peterson, vs. GB.....W.....	30-102
	11/10/85	Suhey, vs. DET.....W.....	16-102
	11/24/85	Payton, vs. ATL.....W.....	20-102
	10/9/83	Payton, vs. MIN.....L.....	20-102

ALL-TIME 100-YARD RUSHING GAMES

10/12/80	Payton, at MIN.....L.....	23-102	10/21/74	Garrett, vs. GB.....W.....	23-101
12/7/58	Casares, vs. Chi.....W.....	22-102	11/29/42	Famiglietti, vs. CRams.....W.....	12-101
10/22/39	Maniaci, at NYG.....L.....	15-102	10/10/34	Feathers, at PIT.....W.....	8-101
215. 1/3/10	Forté, at DET.....W.....	23-101	227. 10/9/94	Tillman, vs. NO.....W.....	23-100
9/16/07	Benson, vs. KC.....W.....	24-101	12/16/90	Anderson, at DET.....L.....	22-100
10/12/97	Harris, vs. GB.....L.....	27-101	11/19/89	Anderson, vs. TB.....L.....	15-100
11/17/91	Muster, at IND.....W.....	15-101	10/14/84	Payton, at STL.....L.....	23-100
9/9/90	Anderson, vs. SEA.....W.....	20-101	11/4/73	Douglass, at GB.....W.....	19-100
12/11/83	Suhey, at MIN.....W.....	17-101	11/20/49	Hoffman, at WAS.....W.....	15-100
10/19/80	Payton, vs. DET.....W.....	27-101			
9/3/78	Payton, vs. STL.....W.....	26-101			
12/4/77	Payton, at TB.....W.....	33-101			

+ Overtime game

42 rushers in 228 games*

232 total 100-yard games

(four games -see below- have had multiple 100-yard rushers)

Nine games have gone into overtime; two have ended in a tie (before OT was adopted).

TOTAL: 167-59-2 (.737)

At home: 104-22-2 (.820)

On the road: 63-37-0 (.630)

200 100-YARD RUSHERS:

11/6/55 vs. GB -- Casares, Watkins (W)

11/26/78 vs. TB -- Payton, Harper (W)

11/20/83 at TB -- Payton, Suhey (W)

11/10/85 vs. DET -- Payton, Suhey (W)

BY MONTH:*

September 26-14-0 (.650)

October 43-20-0 (.683)

November 57-12-1 (.821)

December 33-11-1 (.744)

January 2-2-0 (.500)

100-YARD PLAYOFF GAMES:

123 -- Jones, vs. NO, 1/21/07

119 -- McAfee, vs. GB, 12/14/41

112 -- Jones, vs. IND, 2/4/07

109 -- Osmanski, at WAS, 12/8/40

104 -- Payton, at WAS, 12/30/84

102 -- Anderson, vs. NO, 1/6/91

ON THE ROAD:*(five games min.)

at Green Bay 12-3 (.800)

at San Francisco 4-1 (.800)

at Tampa Bay^ 5-1 (.833)

at Detroit 9-3 (.750)

at Minnesota 4-8 (.333)

^2011 game played in London

BY RUSHER:*

Adame, Mike 0-1

Allen, James 2-1

Anderson, Neal 10-4

Barber, Marion 0-1

Bell, Kahlil 0-1

Benson, Cedric 1-1

Casares, Rick 12-1

Dottley, John 3-1

Douglass, Bobby 2-1

Famiglietti, Gary 1-0

Feathers, Beattie 5-0

Forsey, Brock 1-0

Forté, Matt 14-1

Galimore, Willie 2-0

Garrett, Carl 1-0

Green, Robert 0-1

Grygo, Al 1-0

Gulyanics, George 1-0

Harper, Roland 1-0

Harris, Rayment 4-4

Harrison, Jim 1-1

Hoffman, John 2-1

Hunsinger, Chuck 1-0

Jeter, Perry 1-0

Jones, Thomas 8-5

Maniaci, Joe 1-1

Marconi, Joe 1-0

Margarita, Bob 2-0

McAfee, George 1-0

Morris, Johnny 1-0

Muster, Brad 1-0

Nagurski, Bronko 1-0

Osmanski, Bill 2-0

Payton, Walter 53-24

Peterson, Adrian 2-0

Piccolo, Brian 1-0

Salaam, Rashaan 5-1

Sayers, Gale 12-6-2

Suhey, Matt 3-0

Thomas, Anthony 8-2

Tillman, Lewis 2-0

Watkins, Bobby 1-0

BY TEAM:*

Arizona Cardinals 1-0

St. Louis Cardinals 2-1

Chicago Cardinals 3-1

Pittsburgh-Chi.Cards 1-0

Atlanta Falcons 3-2

Baltimore Ravens 2-0

Brooklyn Dodgers 1-0

Buffalo Bills 2-0

Carolina Panthers 3-0

Cincinnati Bengals 2-2

Cincinnati Reds 2-0

Cleveland Browns 2-2

Dallas Cowboys 1-4

Denver Broncos 2-3

Detroit Lions 21-4-1

Portsmouth Spartans 1-0

Green Bay Packers 27-10

Indianapolis Colts 3-0

Baltimore Colts 3-1

Jacksonville Jaguars 2-0

Kansas City Chiefs 2-0

Miami Dolphins 2-1

Minnesota Vikings 12-9-1

New Orleans Saints 5-3

New York Giants 2-1

New York Jets 2-1

New York Yanks 1-0

Oakland Raiders 1-2

LA Raiders 1-0

Philadelphia Eagles 5-0

Pittsburgh Steelers 3-1

Pittsburgh Pirates 1-0

St. Louis Rams 2-0

Los Angeles Rams 6-3

Cleveland Rams 2-0

San Diego Chargers 2-0

San Francisco 49ers 11-2

Seattle Seahawks 2-2

Tampa Bay Buccaneers 14-2

Tennessee Titans 2-0

Houston Oilers 1-0

Washington Redskins 4-2

*Does not include post-season



CHICAGO BEARS ALL-TIME 100-YARD RECEIVING GAMES

1.	10/31/54	Hill, at SF.....W.....	7-214	10/12/47	Kavanaugh, vs. PHI.....W.....	2-144	
2.	11/18/62	J. Morris, at DAL.....W.....	10-201	55.	12/26/99	Engram, at STL.....L.....	13-143
3.	9/8/02	Booker, vs. MIN.....W.....	8-198	56.	10/11/98	Engram, at ARZ.....L.....	5-142
	10/21/56	Hill, vs. BAL.....W.....	9-198		10/10/77	Scott, vs. Rams.....W.....	2-142
5.	11/25/56	Hill, at NYG.....T.....	7-195		12/13/70	Farmer, vs. GB.....W.....	9-142
6.	10/23/49	Keane, at NYG.....L.....	14-193		10/28/56	Hill, at SF.....W.....	7-142
7.	11/12/61	Ditka, vs. GB.....L.....	9-190	60.	10/7/02	Booker, vs. GB.....L.....	12-141
8.	11/8/64	J. Morris, vs. BAL.....L.....	10-183		10/29/72	Farmer, at STL.....W.....	5-141
9.	11/19/67	Gordon, vs. STL.....W.....	4-178		10/13/46	McLean, vs. Rams.....T.....	6-141
10.	10/29/50	Kavanaugh, at NYG.....L.....	8-177	63.	12/6/98	Engram, at MIN.....L.....	9-140
11.	10/19/81	M. Anderson, at DET.....L.....	6-176		10/4/81	Margerum, at MIN.....L.....	10-140
12.	9/28/86	Gault, at CIN.....W.....	7-174		10/19/80	Scott, vs. DET.....W.....	3-140
	12/11/49	Hoffman, vs. Chi.....W.....	8-174		9/26/54	Hill, at DET.....L.....	4-140
14.	12/15/63	J. Morris, at DET.....W.....	8-171	67.	10/10/71	Gordon, vs. NO.....W.....	8-139
15.	12/19/99	Robinson, vs. DET.....W.....	11-170	68.	10/11/12	Marshall, at DAL.....W.....	7-138
16.	10/25/64	Ditka, at WAS.....L.....	13-168		11/18/45	Kavanaugh, vs. DET.....L.....	6-138
17.	12/2/12	Marshall, vs. SEA.....L+.....	10-165	70.	10/22/95	Graham, vs. HOU.....W.....	9-137
	11/18/01	Booker, at TB.....W.....	7-165		12/11/49	Kavanaugh, vs. Chi.....W.....	6-137
19.	11/27/97	Proehl, at DET.....L.....	4-164	72.	10/23/94	Graham, at DET.....L.....	7-136
	10/25/53	Dooley, at Rams.....L.....	6-164		12/23/91	Davis, at SF.....L.....	6-136
21.	11/20/60	Dewveall, vs. DET.....W.....	6-163		10/17/99	Robinson, vs. PHI.....L.....	4-136
	11/21/99	Robinson, at SD.....W.....	6-163	75.	9/20/64	J. Morris, at MIN.....W.....	10-135
22.	12/14/47	Keane, vs. Chi.....L.....	7-161	76.	11/14/99	Booker, vs. MIN.....L.....	7-134
	10/31/99	Robinson, at WAS.....L.....	9-161	77.	11/16/87	Gault, at DEN.....L.....	5-133
25.	12/9/12	Marshall, at MIN.....L.....	10-160		9/19/85	McKinnon, at MIN.....W.....	4-133
26.	11/15/70	Gordon, at GB.....L.....	5-158		11/18/62	Ditka, at DAL.....W.....	7-133
27.	11/24/02	Booker, vs. DET.....W.....	10-157		10/17/54	Dooley, vs. SF.....L.....	6-133
	10/5/86	Ortego, vs. MIN.....W.....	6-157	81.	11/9/97	Proehl, at MIN.....L.....	9-132
	12/7/47	McAfee, vs. Rams.....L.....	9-157		10/14/62	Ditka, vs. SF.....L.....	8-132
30.	12/9/62	Ditka, vs. Rams.....W.....	6-155	83.	9/25/83	Gault, at BAL.....L+.....	5-130
31.	11/27/94	Graham, at ARZ.....W+.....	8-154		9/23/61	Ditka, at Rams.....W.....	5-130
32.	9/12/10	Forté, vs. DET.....W.....	7-151	85.	12/4/83	Gault, at GB.....L.....	4-129
	10/30/55	Hill, at Rams.....W.....	8-151		10/1/50	Keane, at GB.....L.....	8-129
34.	12/28/09	Aromashodu, vs. MIN.....W+.....	7-150		11/2/47	Kavanaugh, at Bos.....W.....	8-129
	12/16/51	Schroeder, vs. Chi.....L.....	4-150	88.	12/19/71	Farmer, vs. MIN.....L.....	7-128
36.	10/15/61	Galimore, vs. BAL.....W.....	7-149		11/25/62	Coia, at BAL.....W.....	6-128
37.	9/12/94	Conway, at PHI.....L.....	7-148	90.	10/16/49	Keane, vs. PHI.....W.....	8-127
	11/23/52	Stone, vs. DET.....W.....	4-148	91.	9/12/04	Terrell, vs. DET.....L.....	5-126
	11/14/99	Robinson, vs. MIN.....L.....	7-148		10/1/00	Robinson, at GB.....W.....	2-126
40.	11/11/79	Watts, vs. Rams.....W.....	6-147		9/22/96	Conway, at DET.....L.....	8-126
	10/25/70	Farmer, vs. DET.....L.....	6-147		11/12/95	Conway, at GB.....L.....	6-126
	12/15/68	Gordon, vs. GB.....L.....	6-147		12/7/80	Watts, vs. GB.....W.....	4-126
	10/11/64	J. Morris, vs. Rams.....W.....	11-147		10/4/42	McLean, at CRams.....W.....	5-126
	10/11/59	Hill, vs. Rams.....L.....	5-147	97.	12/17/06	Clark, vs. TB.....W+.....	7-125
45.	9/19/85	Gault, at MIN.....W.....	6-146	98.	9/21/08	Lloyd, vs. TB.....L+.....	6-124
	11/24/63	Ditka, at PIT.....T.....	7-146		9/22/63	Ditka, at MIN.....W.....	8-124
	11/10/46	Kavanaugh, at Rams.....W.....	6-146		10/9/60	J. Morris, vs. Rams.....W.....	3-124
	11/12/44	McLean, vs. Bos.....W.....	5-146	101.	11/12/06	Muhammad, at NYG.....W.....	7-123
49.	11/27/11	Knox, at OAK.....L.....	4-145		9/27/98	Engram, vs. MIN.....L.....	6-123
	9/24/95	Graham, at STL.....L.....	6-145		12/7/75	Rather, vs. DET.....W.....	4-123
51.	10/7/12	Marshall, at JAX.....W.....	12-144		11/14/65	J. Morris, vs. STL.....W.....	5-123
	12/5/54	Dooley, at Chi.....W.....	5-144		11/19/61	J. Morris, at SF.....L.....	4-123
	10/10/54	Hill, vs. BAL.....W.....	3-144		11/23/58	McColl, at DET.....W.....	6-123

107.	11/4/12	Marshall, at TENW.....9-122	160.	9/3/95	Conway, vs. MIN.....W.....5-110
	10/14/62	J. Morris, vs. SF.....L.....4-122		10/15/89	Gentry, vs. HOU.....L.....6-110
	10/19/47	Keane, vs. DET.....W.....6-122		10/13/63	Ditka, at Rams.....W.....9-110
110.	11/18/56	Hill, vs. Rams.....W.....5-121		11/7/54	Hoffman, vs. GB.....W.....9-110
	11/11/56	Hill, vs. GB.....W.....4-121		10/24/54	McColl, at Rams.....L.....8-110
	11/21/99	Engram, at SD.....W.....8-121		11/19/39	Manske, vs. PHI.....W.....2-110
113.	10/17/10	Knox, vs. SEA.....L.....5-120	166.	12/30/12	Bennett, at DETW.....5-109
	11/12/09	Forté, at SFL.....8-120		12/14/97	Conway, at STL.....W.....7-109
	12/22/96	Conway, at TB.....L.....9-120		11/19/95	Graham, vs. DET.....L.....5-109
	10/8/61	Ditka, at DET.....W.....5-120		10/4/64	J. Morris, at SF.....L.....7-109
117.	9/9/12	Marshall, vs. INDW.....9-119		11/28/54	Hill, vs. Rams.....W.....6-109
	10/29/78	Payton, vs. DET.....L.....7-119		11/29/42	McLean, vs. CRams.....W.....4-109
	12/20/70	Gordon, at NO.....W.....9-119	172.	10/1/06	Berrian, vs. SEA.....W.....3-108
	12/13/53	Dooley, vs. Chi.....L.....8-119		11/12/95	Graham, at GB.....L.....7-108
121.	9/24/06	Muhammad, at MIN.....W.....9-118		12/6/69	Gordon, at SF.....L.....10-108
	11/16/97	Proehl, vs. NYJ.....L.....11-118	175.	11/11/12	Marshall, vs. HOUL.....8-107
	11/29/42	Pool, vs. CRams.....W.....2-118		12/30/01	Bates, at DET.....W.....4-107
124.	9/18/11	Forté, at NOL.....10-117		9/3/95	Graham, vs. MIN.....W.....8-107
	12/5/54	Hill, at Chi.....W.....6-117		9/28/81	Payton, vs. Rams.....L.....4-107
	11/14/54	Hill, vs. CLE.....L.....3-117		11/24/77	Payton, at DET.....W.....4-107
	12/13/53	Hensley, vs. Chi.....L.....4-117		11/22/70	Gordon, vs. BUF.....W.....6-107
	10/23/38	Manske, vs. CRams.....L.....6-117		11/15/64	J. Morris, at Rams.....W.....9-107
129.	10/3/04	Terrell, vs. PHI.....L.....9-116		10/20/63	J. Morris, at SF.....L.....6-107
	11/13/88	Gentry, at WAS.....W.....5-116		10/22/61	Ditka, vs. SF.....W.....4-107
	11/9/86	Gault, at TB.....W.....4-116		9/25/55	Hill, at BAL.....L.....5-107
	9/15/74	Wade, vs. DET.....W.....2-116	185.	11/24/02	White, vs. DET.....W.....8-106
	9/25/65	J. Morris, at Rams.....L.....7-116		10/4/98	Penn, vs. DET.....W.....6-106
	10/17/54	Hill, vs. SF.....L.....4-116		11/22/92	Davis, vs. GB.....L.....8-106
135.	12/7/03	Booker, at GB.....L.....5-115		10/6/91	R. Morris, vs. WAS.....L.....5-106
	12/30/01	Booker, at DET.....W.....9-115		12/19/88	McKinnon, at MIN.....L.....4-106
	12/7/97	Conway, vs. BUF.....W.....7-115		11/27/80	Scott, at DET.....W+.....6-106
	9/11/83	Payton, vs. TB.....W.....6-115		12/5/76	Scott, at SEA.....W.....3-106
	9/26/71	Gordon, at MIN.....W.....10-115		9/27/64	Ditka, at BAL.....L.....6-106
	10/9/60	Dewveall, vs. Rams.....W.....6-115		9/28/52	Schroeder, at GB.....W.....7-106
	10/19/52	Schroeder, vs. SF.....L.....4-115		9/22/40	Swisher, at GB.....W.....2-106
	11/20/49	Kavanaugh, at WAS.....W.....4-115	195.	11/11/90	Davis, vs. ATL.....W.....5-105
	12/5/37	McDonald, vs. Chi.....W.....6-115		10/22/78	Scott, at TB.....L.....5-105
144.	10/7/01	Robinson, at ATL.....W.....9-114		12/3/67	Gordon, at SF.....W.....7-105
	10/18/92	Waddle, vs. TB.....W.....3-114		10/8/61	Farrington, at DET.....W.....2-105
	10/6/85	Moorehead, at TB.....W.....8-114		11/29/59	Dewveall, at Chi.....W.....3-105
	10/13/74	Rather, at ATL.....L.....6-114	200.	12/5/10	Bennett, at DETW.....7-104
148.	10/8/78	Scott, at GB.....L.....9-113		11/26/06	Berrian, at NE.....L.....5-104
	10/2/77	Rather, vs. NO.....L.....6-113		9/21/80	Watts, vs. MIN.....L.....2-104
	12/12/65	Jones, vs. SF.....W.....3-113		10/21/79	Baschnagel, at MIN.....L.....4-104
	11/13/55	Hill, vs. Rams.....W.....3-113		10/3/65	Sayers, at GB.....L.....5-104
	10/3/43	Geyer, at DET.....W.....3-113		12/4/60	Coia, at GB.....L.....3-104
153.	9/29/74	Wade, at MIN.....L.....6-112		11/25/45	Margarita, vs. PIT.....W.....6-104
	12/2/62	J. Morris, vs. NYG.....L.....6-112	207.	9/18/83	Gault, at NO.....L+.....4-103
155.	12/8/96	Timpson, vs. STL.....W.....6-111		12/16/79	Watts, vs. STL.....W.....6-103
	10/13/96	Conway, at NO.....L.....7-111		11/9/47	Kavanaugh, vs. GB.....W.....4-103
	11/5/95	Graham, vs. PIT.....L.....5-111		10/3/99	Conway, vs. NO.....W.....8-103
	10/22/95	Conway, vs. HOU.....W.....3-111	211.	11/18/07	Berrian, at SEA.....L.....9-102
	11/3/57	Hill, at Rams.....W.....4-111		9/10/06	Muhammad, at GB.....W.....6-102



CHICAGO BEARS ALL-TIME 100-YARD RECEIVING GAMES

12/17/95	Graham, vs. TB.....	W.....	5-102	12/11/60	Dooley, at CLE.....	L.....	7-101
9/23/91	Waddle, vs. NYJ.....	W+.....	8-102	224. 11/30/03	Gage, vs. ARI.....	W.....	4-100
11/8/87	N. Anderson, at GB.....	W.....	5-102	12/10/00	Kennison, vs. NE.....	W.....	8-100
12/26/82	Payton, at Rams.....	W.....	5-102	10/27/97	Conway, at MIA.....	W.....	6-100
12/17/61	Ditka, vs. MIN.....	W.....	8-102	11/29/92	Waddle, at CLE.....	L.....	4-100
10/27/57	Hill, at SF.....	L.....	5-102	12/6/69	Wallace, at SF.....	L.....	10-100
9/30/56	Hill, at BAL.....	L.....	4-102	11/26/64	J. Morris, at DET.....	W.....	7-100
10/26/47	Keane, at WAS.....	W.....	9-102	10/21/62	Ditka, vs. BAL.....	W.....	4-100
221. 10/25/09	Hester, at CIN.....	L.....	8-101	11/24/40	Kavanaugh, vs. CRams.....	W.....	3-100
10/6/96	Conway, vs. GB.....	L.....	9-101	+Overtime game			

QBs MAKING FIRST POSTSEASON START

Since 2004

The Chicago Bears defeated the Seattle Seahawks 35-24 on Jan. 16, 2011 in Jay Cutler's first NFL postseason start. The win is just one of 12 victories by a QB making their first postseason start in the last 36 starts. Since 1970, the record for teams in games where they have a quarterback making their first postseason start is 76-84.

Date	QB, Team	Opponent	Result
1/3/2004	Anthony Wright, Baltimore Ravens.....	vs. Tennessee Titans.....	L, 17-20
1/3/2004	Jake Delhomme, Carolina Panthers.....	vs. Dallas Cowboys.....	W, 29-10
1/3/2004	Quincy Carter, Dallas Cowboys.....	vs. Carolina Panthers.....	L, 10-29
1/4/2004	Matt Hasselbeck, Seattle Seahawks.....	vs. Green Bay Packers.....	L, 27-33
1/10/2004	Marc Bulger, St. Louis Rams.....	vs. Carolina Panthers.....	L, 23-29
1/11/2004	Trent Green, Kansas City Chiefs.....	vs. Indianapolis Colts.....	L, 31-38
1/8/2005	Drew Brees, San Diego Chargers.....	vs. New York Jets.....	L, 17-20
1/15/2005	Ben Roethlisberger, Pittsburgh Steelers.....	vs. New York Jets.....	W, 20-17
1/7/2006	Chris Simms, Tampa Bay Buccaneers.....	vs. Washington Redskins.....	L, 10-17
1/7/2006	Byron Leftwich, Jacksonville Jaguars.....	vs. New England Patriots.....	L, 3-28
1/8/2006	Eli Manning, New York Giants.....	vs. Carolina Panthers.....	L, 0-23
1/8/2006	Carson Palmer, Cincinnati Bengals.....	vs. Pittsburgh Steelers.....	L, 17-31
1/15/2006	Rex Grossman, Chicago Bears.....	vs. Carolina Panthers.....	L, 21-29
1/6/2007	Tony Romo, Dallas Cowboys.....	vs. Seattle Seahawks.....	L, 20-21
1/14/2007	Philip Rivers, San Diego Chargers.....	vs. New England Patriots.....	L, 24-21
1/5/2008	Todd Collins, Washington Redskins.....	vs. Seattle Seahawks.....	L, 14-35
1/5/2008	David Garrard, Jacksonville Jaguars.....	vs. Pittsburgh Steelers.....	W, 31-29
1/6/2008	Vince Young, Tennessee Titans.....	vs. San Diego Chargers.....	L, 6-17
1/3/2009	Matt Ryan, Atlanta Falcons.....	vs. Arizona Cardinals.....	L, 24-30
1/4/2009	Joe Flacco, Baltimore Ravens.....	vs. Miami Dolphins.....	W, 27-9
1/4/2009	Tarvaris Jackson, Minnesota Vikings.....	vs. Philadelphia Eagles.....	L, 14-26
1/9/2010	Mark Sanchez, New York Jets.....	vs. Cincinnati Bengals.....	W, 24-14
1/10/2010	Aaron Rodgers, Green Bay Packers.....	vs. Arizona Cardinals.....	L, 45-51
1/9/2011	Matt Cassel, Kansas City Chiefs.....	vs. Baltimore Ravens.....	L, 7-30
1/16/2011	Jay Cutler, Chicago Bears.....	vs. Seattle Seahawks.....	W, 35-24
1/7/2012	Tim Tebow, Denver Broncos.....	vs. Pittsburgh Steelers.....	W, 29-23, ot
1/7/2012	T.J. Yates, Houston Texans.....	vs. Cincinnati Bengals.....	W, 31-10
1/7/2012	Andy Dalton, Cincinnati Bengals.....	vs. Houston Texans.....	L, 10-31
1/7/2012	Matthew Stafford, Detroit Lions.....	vs. New Orleans Saints.....	L, 28-45
1/14/2012	Alex Smith, San Francisco 49ers.....	vs. New Orleans Saints.....	W, 36-32
1/5/2013	Matt Schaub, Houston Texans.....	vs. Cincinnati Bengals.....	W, 19-13
1/5/2013	Joe Webb, Minnesota Vikings.....	vs. Green Bay Packers.....	L, 24-10
1/6/2013	Andrew Luck, Indianapolis Colts.....	vs. Baltimore Ravens.....	L, 24-9
1/6/2013	Russell Wilson, Seattle Seahawks.....	vs. Washington Redskins.....	W, 24-14
1/6/2013	Robert Griffin III, Washington Redskins.....	vs. Seattle Seahawks.....	L, 24-14
1/12/2013	Colin Kaepernick, San Francisco 49ers.....	vs. Green Bay Packers.....	W, 45-31

68 receivers in 213 games*

231 total 100-yard games

(18 games -see below- have had multiple 100-yard receivers)

Nine games have gone into overtime; three have ended in a tie (before OT was adopted).

TOTAL: 117-93-3 (.556)

At home: 62-38-1 (.619)

On the road: 55-55-2 (.500)

TWO 100-YARD RECEIVERS:

11/29/42 vs. CleveR -- McLean, Pool (W)
12/11/49 vs. Chi -- Hoffman, Kavanaugh (W)
12/13/53 vs. Chi -- Dooley, Hensley (L)
10/17/54 vs. SF -- Dooley, Hill (L)
12/5/54 at Chi -- Dooley, Hill (W)
10/9/60 vs. Rams -- Dewveall, Morris (W)
10/8/61 at DET -- Ditka, Farrington (W)
10/14/62 vs. SF -- Ditka, Morris (L)
11/18/62 at DAL -- Ditka, Morris (W)
12/6/69 at SF -- Gordon, Wallace (L)
9/19/85 at MIN -- Gault, McKinnon (W)
9/3/95 vs. MIN -- Conway, Graham (W)
10/22/95 vs. HOU -- Conway, Graham (W)
11/12/95 at GB -- Conway, Graham (L)
11/14/99 vs. MIN -- Booker, Robinson (L)
11/21/99 at SD -- Ingram, Robinson (W)
12/30/01 at DET -- Booker, Bates (W)
11/24/02 vs. Det -- Booker, White (W)

BY MONTH:

September 16-17-0 (.485)
October 32-36-1 (.471)
November 39-20-2 (.656)
December 25-17-0 (.595)

100-YARD PLAYOFF GAMES:

129 - Gault, vs. NE, 1/26/86
122 - Magnani, vs. WAS, 12/26/43
113 - Olsen, vs. SEA, 1/16/11
108 - McKinnon, vs. PHI, 12/31/88
105 - Berrian, vs. SEA, 1/14/07
104 - Waddle, vs. DAL, 12/29/91

ON THE ROAD: (five games min.)

at Green Bay 5-9 (.357)
at Detroit 12-5 (.706)
at Minnesota 6-6 (.500)
at LA Rams 7-3 (.700)
at San Francisco 3-7 (.300)

BY RECEIVER:*

Anderson, Marcus, WR 0-1
Anderson, Neal, RB 1-0
Aromashodu, Devin, WR 1-0
Baschnagel, Brian, WR 0-1
Bates, D'Wayne, WR 1-0
Bennett, Earl, WR 2-0
Berrian, Bernard, WR 1-2
Booker, Marty, WR 4-3
Clark, Desmond, TE 1-0
Coia, Angelo, HB 1-1
Conway, Curtis, WR 6-6
Davis, Wendell, WR 1-2
Dewveall, Willard, E 3-0
Ditka, Mike, TE 9-4-1
Dooley, Jim, E 1-4
Engram, Bobby, WR 1-4
Farmer, George, WR 2-2
Farrington, John, E 1-0
Forté, Matt, RB 1-2
Gage, Justin, WR 1-0
Gallimore, Willie, HB 1-0
Gault, Willie, WR 3-4
Gentry, Dennis, WR 1-1
Geyer, Bill, HB 1-0
Gordon, Dick, WR 6-3
Graham, Jeff, WR 4-5
Hensley, Dick, E 0-1
Hester, Devin, WR 0-1
Hill, Harlon, E 11-7-1
Hoffman, John, E 2-0
Jones, Jimmy, E 1-0
Kavanaugh, Ken, E 7-2
Keane, Jim, E 3-3
Kennison, Eddie, WR 1-0
Knox, Johnny, WR 0-2
Lloyd, Brandon, WR 0-1
Manske, Edgar "Eggs", E 1-1
Margarita, Bob, HB 1-0
Margerum, Ken, WR 0-1
Marshall, Brandon, WR 4-3
McAfee, George, HB 0-1
McColl, Bill, E 1-1
McDonald, Lester, E 1-0
McKinnon, Dennis, WR 1-1
McLean, Ray, HB 3-0-1
Moorehead, Emery, TE 1-0
Morris, Johnny, WR 8-7
Morris, Ron, WR 0-1
Muhammad, Muhsin, WR 3-0
Ortego, Keith, WR 1-0
Payton, Walter, RB 3-2
Penn, Chris, WR 1-0
Pool, Hampton, E 1-0
Proehl, Ricky, WR 0-3

Rather, Bo, WR 1-2
Robinson, Marcus, WR 4-3
Sayers, Gale, RB 0-1
Schroeder, Gene, E 1-2
Scott, James, WR 4-2
Stone, Billy, HB 1-0
Swisher, Bob, HB 1-0
Terrell, David, WR 0-2
Timpson, Michael, WR 1-0
Waddle, Tom, WR 2-1
Wade, Charles, WR 1-1
Wallace, Bob, E 0-1
Watts, Rickey, WR 3-1
White, Dez, WR 1-0

BY TEAM:*

Arizona Cardinals 2-1
St. Louis Cardinals 4-0
Chicago Cardinals 4-3
Atlanta Falcons 2-1
Baltimore Colts 5-5
Boston Yanks 2-0
Buffalo Bills 2-0
Cincinnati Bengals 1-1
Cleveland Browns 0-3
Dallas Cowboys 2-0
Denver Broncos 0-1
Detroit Lions 20-10
Green Bay Packers 10-13
Houston Texans 0-1
Houston Oilers 1-1
Indianapolis Colts 1-0
Jacksonville Jaguars 1-0
Miami Dolphins 1-0
Minnesota Vikings 10-11
New England Patriots 1-1
New Orleans Saints 3-4
New York Giants 1-3-1
New York Jets 1-1
Oakland Raiders 0-1
Philadelphia Eagles 3-3
Pittsburgh Steelers 1-1-1
St. Louis Rams 2-2
Los Angeles Rams 15-6-1
Cleveland Rams 3-1
San Diego Chargers 1-0
San Francisco 49ers 5-10
Seattle Seahawks 2-3
Tampa Bay Buccaneers 7-3
Tennessee Titans 1-0
Washington Redskins 3-3

*Does not include post-season



CHICAGO BEARS ALL-TIME 300-YARD PASSING GAMES

1.	12/11/49	Lujack, vs. Chi.....	W	39-24-468	30.	10/29/50	Lujack, at NY Yankees.....	L	39-20-331
2.	11/18/62	Wade, at DAL.....	W	46-28-466	31.	10/8/61	Wade, at DET.....	W	25-13-330
3.	11/14/43	Luckman, at NYG.....	W	32-21-433	32.	11/25/62	Wade, at BAL.....	W	32-23-328
4.	11/14/99	Miller, vs. MIN.....	L+	48-34-422	33.	10/11/59	Brown, vs. Rams.....	L	29-14-323
5.	10/14/07	Griese, vs. MIN.....	L	45-26-381		11/19/61	Wade, at SF.....	L	34-18-323
6.	9/12/10	Cutler, vs. DET.....	W	35-23-372	35.	10/21/07	Griese, at PHI.....	W	41-27-322
	9/27/98	Kramer, vs. MIN.....	L	39-25-372	36.	10/25/64	Wade, at WAS.....	L	57-33-321
8.	11/8/09	Cutler, vs. ARZ.....	L	47-29-369	37.	10/23/49	Lujack, at NYG.....	L	52-29-319
9.	10/17/54	Blanda, vs. SF.....	L	47-21-359	38.	11/12/95	Kramer, at GB.....	L	38-23-318
10.	11/4/01	Matthews, vs. CLE.....	W+	50-30-357		10/21/62	Wade, vs. BAL.....	W	26-13-318
	11/21/99	Miller, at SD.....	W+	38-25-357	40.	9/24/95	Kramer, at STL.....	L	38-27-317
12.	10/14/62	Wade, vs. SF.....	L	34-18-356	41.	12/7/80	Evans, vs. GB.....	W	22-18-316
13.	12/17/61	Wade, vs. MIN.....	W	34-23-355	42.	10/12/47	Luckman, vs. PHI.....	W	25-14-314
14.	11/16/97	Kramer, vs. NYJ.....	L	60-32-354	43.	9/11/11	Cutler, vs. ATL.....	W	32-22-312
15.	10/7/02	Miller, vs. GB.....	L	49-27-353	44.	11/16/87	McMahon, at DEN.....	L	34-21-311
16.	10/22/95	Kramer, vs. HOU.....	W	41-24-349	45.	10/23/94	Kramer, at DET.....	L	48-29-309
17.	12/12/65	Bukich, vs. SF.....	W	32-16-347	46.	11/12/09	Cutler, at SF.....	L	52-29-307
18.	10/27/97	Kramer, at MIA.....	W+	50-32-343		10/4/81	Evans, at MIN.....	L	43-26-307
19.	10/19/47	Luckman, vs. DET.....	W	26-18-342	48.	12/13/53	Blanda, vs. Chi.....	L	37-20-306
20.	9/20/64	Wade, at MIN.....	W	31-23-341	49.	10/18/92	Harbaugh, vs. TB.....	W	26-13-304
21.	12/17/06	Grossman, vs. TB.....	W+	44-29-339	50.	12/6/98	Stenstrom, at MIN.....	L	42-25-303
22.	10/24/54	Blanda, at Rams.....	L	46-28-338		9/23/91	Harbaugh, vs. NYJ.....	W+	42-28-303
	12/13/70	Concannon, vs. GB.....	W	34-21-338	52.	9/25/11	Cutler, vs. GB.....	L	37-21-302
24.	11/19/67	Concannon, vs. STL.....	W	24-11-336	53.	9/24/89	Tomczak, at DET.....	W	25-15-302
	10/16/83	Evans, at DET.....	L	45-28-336	54.	12/6/69	Carter, at SF.....	L	49-31-301
26.	10/5/08	Orton, at DET.....	W	34-24-334		12/19/99	McNown, vs. DET.....	W	36-27-301
	10/25/53	Blanda, at Rams.....	L	47-23-334	56.	10/18/09	Cutler, at ATL.....	L	43-27-300
28.	9/9/12	Cutler, vs. IND.....	W	35-21-333					
	10/9/60	Brown, vs. Rams.....	W	21-13-333					

+ Overtime game

56 300-yard passing games

Six games have gone into OT. None occurred in the playoffs.

TOTAL: 29-27 (.518)

At home: 18-10 (.643)

On the road: 10-16 (.385)

BY DECADE:

1940-49	4-1 (.800)
1950-59	0-6 (.000)
1960-69	9-4 (.692)
1970-79	1-0 (1.000)
1980-89	2-3 (.400)
1990-99	6-7 (.462)
2000-09	4-5 (.444)
2010-19	3-1 (.750)

BY MONTH:

September	6-3 (.667)
October	10-14 (.417)
November	6-7 (.462)
December	7-3 (.700)

BY QUARTERBACK:

Blanda, George	0-4
Brown, Ed	1-1
Bukich, Rudy	1-0
Carter, Virgil	0-1
Cutler, Jay	3-4
Concannon, Jack	2-0
Evans, Vince	1-2
Griese, Brian	1-1
Grossman, Rex	1-0
Harbaugh, Jim	2-0
Kramer, Erik	2-5
Luckman, Sid	3-0
Lujack, Johnny	1-2
Matthews, Shane	1-0
McMahon, Jim	0-1
McNown, Cade	1-0
Miller, Jim	1-2
Orton, Kyle	1-0
Stenstrom, Steve	0-1
Tomczak, Mike	1-0
Wade, Bill	6-3

*Does not include post-season

BY TEAM:

Arizona Cardinals	0-1
St. Louis Cardinals	1-0
Chicago Cardinals	1-1
Atlanta Falcons	1-1
Baltimore Colts	2-0
Cleveland Browns	1-0
Dallas Cowboys	1-0
Denver Broncos	0-1
Detroit Lions	6-2
Green Bay Packers	2-3
Houston Oilers	1-0
Indianapolis Colts	1-0
Miami Dolphins	1-0
Minnesota Vikings	2-5
New York Giants	1-1
New York Jets	1-1
New York Yankees	0-1
Philadelphia Eagles	2-0
San Diego Chargers	1-0
San Francisco 49ers	1-5
St. Louis Rams	0-1
Los Angeles Rams	1-3
Tampa Bay Buccaneers	2-0
Washington Redskins	0-1

ALL-TIME FIRST ROUND DRAFT PICKS

Yr	No.	Name (pos)	College
2013	20	Kyle Long (G)	Oregon
2012	19	Shea McClellin (DE)	Boise State
2011	29	Gabe Carimi (T)	Wisconsin
2010	11	(To Denver for QB Jay Cutler)	
2009	18	(To Denver for QB Jay Cutler and 5th round pick)	
2008	14	Chris Williams (OT)	Vanderbilt
2007	31	Greg Olsen (TE)	Miami (FL)
2006	26	(To Buffalo for 2nd & 3rd round selections)	
2005	4	Cedric Benson (RB)	Texas
2004	14	Tommie Harris (DT)	Oklahoma
2003a	14	Michael Haynes (DE)	Penn State
		(from New England through Buffalo)	
2003b	22	Rex Grossman (QB)	Florida
		(from New York Jets)	
2002	29	Marc Colombo (OT)	Boston College
2001	8	David Terrell (WR)	Michigan
2000	9	Brian Urlacher (LB)	New Mexico
1999	12	Cade McNown (QB)	UCLA
1998	5	Curtis Enis (RB)	Penn State
1997	11	(To Seattle for QB Rick Mirer and 4th round pick)	
1996	13	Walt Harris (CB)	Miss. St.
1995	21	Rashaan Salaam (RB)	Colorado
1995	11	John Thierry (DE)	Alcorn St.
1993	7	Curtis Conway (WR)	USC
1992	22	Alonzo Spellman (DT)	Ohio State
1991	22	Stan Thomas (T)	Texas
1990	6	Mark Carrier (S)	USC
1989a	11	Donnell Woolford (CB)	Clemson
		(from LA Raiders for WR Willie Gault)	
1989b	12	Trace Armstrong (DE)	Florida
		(from Wash. for LB Wilber Marshall)	
1989c	25	(To Miami for 2nd and 3rd rd picks)	
1988a	23	Brad Muster (FB)	Stanford
1988b	27	Wendell Davis (WR)	LSU
		(from Wash. for LB Wilber Marshall)	
1987	26	Jim Harbaugh (QB)	Michigan
1986	27	Neal Anderson (RB)	Florida
1985	22	William Perry (DT)	Clemson
1984	11	Wilber Marshall (LB)	Florida
1983a	6	Jim Covert (T)	Pittsburgh
1983b	18	Willie Gault (WR)	Tennessee
		(from Tampa Bay for 1982 2nd rd pick)	
1982	5	Jim McMahon (QB)	BYU
1981	11	Keith Van Horne (T)	USC
1980	19	Otis Wilson (LB)	Louisville
1979a	4	Dan Hampton (DT)	Arkansas
		(from Tampa Bay for DT Wally Chambers)	
1979b	9	Al Harris (DE)	Arizona State
1978	20	(To Cleveland for QB Mike Phipps)	
1977	15	Ted Albrecht (T)	California

Yr	No.	Name (pos)	College
1976	8	Dennis Lick (T)	Wisconsin
		(from Det. for 1st and 3rd rd picks)	
1975	4	Walter Payton (RB)	Jackson State
1974a	4	Waymond Bryant (LB)	Tennessee St.
1974b	20	Dave Gallagher (DE)	Michigan
		(from LA Rams for WR Dick Gordon)	
1973	8	Wally Chambers (DT)	E. Kentucky
1972a	3	Lionel Antoine (T)	S. Illinois
		(from NY Giants for Hyland and McRae)	
1972b	12	Craig Clemons (S)	Iowa
1971	11	Joe Moore (RB)	Missouri
1970	2	(To GB for Caffeys, Pitts, and Hyland)	
1969	14	Rufus Mayes (T)	Ohio State
1968	17	Mike Hull (RB)	USC
1967	10	Lloyd Phillips (DE)	Arkansas
1966	12	George Rice (DT)	LSU
1965a	3	Dick Butkus (LB)	Illinois
		(from Pit. for '64 2nd and 4th rd picks)	
1965b	4	Gale Sayers (RB)	Kansas
1965c	6	Steve DeLong (DE)	Tennessee
		(from WAS for HB Coia and T Williams)	
1964	14	Dick Evey (DT)	Tennessee
1963a	10	(To LA Rams for RB Joe Marconi)	
1963b	11	Dave Behrman (C)	Michigan State
		(from Pit. for QB Ed Brown)	
1962	7	Ronnie Bull (RB)	Baylor
1961	5	Mike Ditka (TE)	Pittsburgh
1960	7	Roger Davis (G)	Syracuse
1959	7	Don Clark (HB)	Ohio State
1958	7	Chuck Howley (LB/G)	West Virginia
1957	13	Earl Leggett (DT)	LSU
1956	10	Menan "Tex" Schriever (E)	Texas
1955	11	Ron Drzewiecki (HB)	Marquette
1954	6	Stan Wallace (HB)	Illinois
1953	6	Billy Anderson (HB)	Compton JC
1952	8	Jim Dooley (FL/HB)	Miami (FL)
1951a	2	Bob Williams (QB)	Notre Dame
		(from New York Yanks)	
1951b	10	Billy Stone (HB)	Bradley
		(from disbanded Colts)	
1951c	16	Gene Schroeder (E)	Virginia
1950a	3	Chuck Hunsinger (HB)	Florida
1950b	10	Fred Morrison (FB)	Ohio State
1949	10	Dick Harris (C)	Texas
1948a	7	Bobby Layne (QB)	Texas
		(from Det. through Pit. for HB Ray Evans)	
1948b	13	Max Baumgardner (E)	Texas
1947a	1	Bob Fenimore (HB)	Oklahoma A&M
		(Bonus choice)	
1947b	11	Don Kindt (HB)	Wisconsin
1946	4	Johnny Lujack (QB)	Notre Dame
1945	7	Don Lund (HB)	Michigan



CHICAGO BEARS ALL-TIME FIRST ROUND DRAFT PICKS

Yr	No.	Name (pos)	College
1944	8	Ray Evans (HB)	Kansas
1943	9	Bob Steuber (HB)	Missouri
1942	10	Frankie Albert (QB)	Stanford
1941a	1	Tom Harmon (HB) (from Phil. for C John Schiechl)	Michigan
1941b	3	Norm Standlee (FB) (from Pit. for QB Billy Patterson)	Stanford
1941c	9	Don Scott (HB)	Ohio State

Yr	No.	Name (pos)	College
1940	7	Clyde Turner (C/LB)	Hardin-Simmons
1939a	2	Sid Luckman (QB)	Columbia
1939b	6	Bill Osmanski (FB) (from Pit. for E Edgar "Eggs" Manske)	Holy Cross
1938	10	Joe Gray (HB)	Oregon State
1937	8	Les McDonald (E)	Nebraska
1936	6	Joe Stydahar (T)	West Virginia

FEELING THE DRAFT

The following list shows the schools from where the most Bears players have been drafted since 1936. Not listed are the 106 schools which have contributed one all-time Bears draftee.

Notre Dame.....41	Rice.....10	Santa Clara.....5	Texas-El Paso.....3
Ohio State.....30	Arizona.....9	Temple.....5	Trinity (CT).....3
Texas.....27	Boston College.....9	Tulsa.....5	Virginia Tech.....3
Oklahoma.....26	BYU.....9	Washington State.....5	West Texas State.....3
Stanford.....24	Kansas State.....9	Yale.....5	Arkansas State.....2
Northwestern.....21	Pacific.....9	Army.....4	Boise State.....2
Arkansas.....20	Texas Tech.....9	Colgate.....4	Brown.....2
Florida.....19	Vanderbilt.....9	George Washington.....4	Cal Poly-SLO.....2
Illinois.....19	Georgia Tech.....8	Georgetown.....4	Capital.....2
Miami (FL).....19	Houston.....8	Idaho.....4	Case W Reserve.....2
Michigan.....19	Iowa State.....8	Jackson State.....4	Central Michigan.....2
Baylor.....18	North Carolina.....8	Kansas.....4	Colorado State.....2
Purdue.....18	Tulane.....8	New Mexico.....4	Drake.....2
Tennessee.....18	Villanova.....8	Prairie View A&M.....4	Furman.....2
Wake Forest.....18	West Virginia.....8	San Francisco.....4	Gonzaga.....2
Wisconsin.....18	William & Mary.....8	San Jose State.....4	Harvard.....2
Georgia.....17	Auburn.....7	Tennessee State.....4	Howard Payne.....2
Maryland.....17	Colorado.....7	Utah.....4	Indiana State.....2
USC.....17	Florida A&M.....7	Virginia.....4	Louisiana-Monroe.....2
California.....16	Grambling.....7	Virginia Military.....4	McNeese State.....2
LSU.....16	Indiana.....7	Boston University.....3	Memphis.....2
Nebraska.....16	Marquette.....7	Bradley.....3	Miami (OH).....2
TCU.....16	Oregon.....7	Cal St.-LA.....3	MWestern State.....2
UCLA.....16	Penn State.....7	Compton J.C.....3	New Hampshire.....2
Michigan State.....15	South Carolina.....7	Delaware.....3	North Carolina Central.....2
Minnesota.....15	Syracuse.....7	Denver.....3	North Dakota.....2
Washington.....15	Utah State.....7	East Texas State.....3	Northwest State (LA).....2
Iowa.....13	Florida State.....6	Eastern Illinois.....3	Princeton.....2
Kentucky.....13	Fresno State.....6	Holy Cross.....3	South Carolina State.....2
Texas A&M.....13	Memphis State.....6	Middle Tennessee State.....3	Southern Illinois.....2
Clemson.....12	Mississippi State.....6	Montana.....3	Southwest Louisiana.....2
Duke.....12	North Carolina State.....6	North Alabama.....3	Texas Southern.....2
Missouri.....12	North Texas State.....6	Northern Illinois.....3	Texas-Arlington.....2
Pittsburgh.....12	Pennsylvania.....6	San Diego State.....3	Trinity (TX).....2
SMU.....12	Abilene Christian.....5	Shurtleff.....3	Weber State.....2
Mississippi.....11	Cincinnati.....5	South Dakota State.....3	Western Michigan.....2
Oklahoma State.....11	Hardin-Simmons.....5	Southern.....3	Xavier (OH).....2
Oregon State.....11	Louisiana Tech.....5	Southern Mississippi.....3	
Alabama.....10	Louisville.....5	Sul Ross.....3	
Arizona State.....10	Sam Houston State.....5	Texas A&I.....3	

BEARS YEAR-BY-YEAR DRAFT PICKS

1936 (Feb 8)

1. Stydahar, Joe, T, West Virginia
2. Michaels, Eddie, G, Villanova
3. Roscoe, George, B, Minnesota
4. Allman, Bob, E, Michigan State
5. Oech, Vern, T, Minnesota
6. Christofferson, Ted, B, Washington St.
7. Smith, Dick, T, Minnesota
8. Sylvester, John, E, Rice
9. Fortmann, Dan, G, Colgate

1937 (Dec 12, 1936)

1. McDonald, Les, E, Nebraska
2. Stewart, Marv, C, LSU
3. Plasman, Dick, E, Vanderbilt
4. Hammond, Henry, E, SW (KS)
5. Conkright, Bill "Red," C, Oklahoma
6. Bjork, Del, T, Oregon
7. Friedman, J.W "Buck," B, Rice
8. Toth, Steve, B, Northwestern
9. Guepe, Al, B, Marquette
10. Wade, Ed "Red," T, Utah State

1938 (Dec 12, 1937)

1. Gray, Joe, HB, Oregon State
2. Famiglietti, Gary, B, Boston University
3. Zarnas, Gust, G, Ohio State
4. Masterson, Bob, E, Miami (FL)
5. Ramsey, Frank, G, Oregon State
6. Sims, Fletcher, B, Georgia Tech
7. Schwarz, Alex, T, San Francisco
8. Weger, John, T, Butler
9. Mickovsky, Ray, B, Case W Reserve
10. Dreher, Fred, E, Denver

1939 (Dec 8, 1938)

- 1a. Luckman, Sid, QB, Columbia (from Pit)
- 1b. Osmanski, Bill, FB, Holy Cross
2. Wysocki, John, E, Villanova
3. Delaney, Joe, T, Holy Cross
4. Choice to Brooklyn
5. Heileman, Charlie, E, Iowa State
6. Dannies, Bob, C, Pittsburgh
7. Bray, Ray, G, Western Michigan
8. Wood, Walt, B, Tennessee
9. Braga, Al, B, San Francisco
10. Roise, Hal, B, Idaho
11. Bock, Ed, G, Iowa State
12. Stofa, Anton, B, Luther
13. Voigts, Bob, T, Northwestern
14. Armstrong, Ken, T, Tarkio

15. Masters, Raphael, E, Newberry
16. Sherman, Solly, B, Chicago
17. Simonich, Ed, B, Notre Dame
18. Vogeler, George, C, Oklahoma State
19. Forte, Aldo, T, Montana
20. Kircher, Everett, B, Iowa State

1940 (Dec 9, 1939)

1. Turner, Clyde "Bulldog," C/LB, Hardin-Simmons
2. Kavanaugh, Ken, E, LSU
3. Kolman, Ed, T, Temple
4. Woudenberg, John, T, Denver
5. Akin, Leonard, G, Baylor
6. Fordham, Jim, B, Georgia
7. Pool, Hampton, G, Stanford
8. Pace, Tom, B, Utah
9. Artoe, Lee, T, California
10. McCubbin, Bill, E, Kentucky
11. Clark, Harry, B, West Virginia
12. Crisci, Frank, T, Case W Reserve
13. Barnes, Sherm, E, Baylor
14. Christianson, Al, B, Knox
15. White, Wilbur, T, Bradley
16. Schlosser, Ralph, C, Gonzaga
17. Popov, John, B, Cincinnati
18. Bussey, Young, B, LSU
19. McLean, Ray, B, St. Anselm
20. Kichewski, Walt, E, Miami (FL)

1941 (Dec 19, 1940)

1. Harmon, Tom, HB, Michigan
2. Standlee, Norm, FB, Stanford
3. Scott, Don, HB, Ohio State
4. Gallarneau, Hugh, B, Stanford
5. O'Rourke, Charley, B, Boston College
6. O'Boyle, Tommy, G, Tulane
7. Federovich, John "Ace," T, Davis & Elkins
8. Hartman, Fred, T, Rice
9. Rankin, Dave, E, Purdue
10. Matuza, Al, C, Georgetown
11. Laher, Hal, G, Oklahoma
12. LaLanne, Jim, B, North Carolina
13. Hardin, Jim, E, Kentucky
14. Morrow, Bob, E, Illinois Wesleyan
15. Johnson, Jim, B, Santa Clara
16. Martin, Johnny, B, Oklahoma
17. Mulkey, Jack, E, Fresno State
18. Osterman, Bob, C, Notre Dame
19. Glenn, Bill, B, Eastern Illinois
20. Hahnenstein, Ollie, B, Northwestern

1942 (Dec 22, 1941)

1. Albert, Frankie, QB, Stanford
2. Boratyn, Joe, B, Holy Cross
3. Ruby, Martin, T, Texas A&M
4. Burrus, H.C., E, Hardin-Simmons
5. Jeffries, Bob, G, Missouri
6. Maznicki, Frank, B, Boston College
7. Petty, John, B, Purdue
8. Mullins, Noah "Moon," B, Kentucky
9. Geyer, Bill, B, Colgate
10. Daniels, Jim, T, Ohio State
11. Hunt, Jack, B, Marshall
12. Gude, Henry, C, Vanderbilt
13. Krutulis, Joe, E, Miami (FL)
14. Abel, George, G, Nebraska
15. Edmiston, Don, T, Tennessee
16. Rast, John, E, Alabama
17. Jones, Edgar, B, Pittsburgh
18. Tessoroff, Bill, T, Gonzaga
19. Kissell, Adolph, B, Boston College
20. Clarkson, Stu, C, Texas A&I

1943 (Apr 8)

1. Steuber, Bob, HB, Missouri
2. Evans, Fred, HB, Notre Dame
3. Stramm, Ed, T, Stanford
4. Palmer, Derrell, T, TCU
5. Vucinich, Milt, C, Stanford
6. Beals, Alyn, E, Santa Clara
7. Jurkovich, Jim, HB, California
8. Lamb, W.G. "Dub," E, Oklahoma
9. Hammett, Ray, QB, Stanford
10. Zikmund, Al, HB, Nebraska
11. Wood, Clark, T, Kentucky
12. Arms, Loyd, T, Oklahoma State
13. Sturdy, Lyle, FB, Wichita State
14. Tomlinson, Buddy, T, Hardin-Simmons
15. Preston, Pat, T, Wake Forest
16. Norberg, Hank, E, Stanford
17. Lyons, Pat, E, Wisconsin
18. Butler, Marion, HB, Clemson
19. Santucci, Al, C, Santa Clara
20. Johnson, Orville, G, SMU
21. Boudreau, Wally, HB, Boston College
22. Baumann, Bob, T, Wisconsin
23. Holtscher, Elwood, C, Shurtleff
24. Keller, Ben, G, Duquesne
25. Block, Charley, E, Shurtleff
26. Brannon, Ted, T, Rice
27. Wayne, Lou, E, Texas
28. Creevy, Dick, HB, Notre Dame
29. Buffington, Bill, HB, Purdue
30. Peterson, Woody, FB, Utah



CHICAGO BEARS YEAR-BY-YEAR DRAFT PICKS

1944 (Apr 19)

1. Evans, Ray, B, Kansas
2. Smeja, Rudy, E, Michigan
3. Croft, Abe, E, SMU
4. Stanley, C.B., T, Tulsa
5. Seeley, Darwin, C, Stanford
6. Fawcett, Randall, B, Stanford
7. Morton, C.B., E, Missouri
8. Starford, Bill, C, Wake Forest
9. Houston, Lin, G, Ohio State
10. Moore, J.P., B, Vanderbilt
11. Duffey, Bill, E, Georgetown
12. Hartley, Joe, T, LSU
13. Milner, Bill, G, Duke
14. Hirsch, Ed, B, Northwestern
15. Ryckley, Ed, E/G, Georgia Tech
16. Plasman, Howdy, B, Miami (FL)
17. French, Barry, T, Purdue
18. Taylor, Paul, B, USC
19. Margarita, Hank, B, Brown
20. Davis, Ed, B, Oklahoma
21. Jamison, Dick, T, USC
22. Bortka, Jack, B, Kansas State
23. Ruskusky, Roy, E, St. Mary's (CA)
24. Franck, Harry, B, Northwestern
25. McKewan, Jack, T, Alabama
26. Mitchell, Charley, B, Tulsa
27. Boyle, Pat, G, Wisconsin
28. Pepper, Bernie, T, Missouri
29. Vogt, Karl, T, Villanova
30. Endres, Bob, G, Colgate

1945 (Apr 6)

1. Lund, Don, B, Michigan
2. Allen, Charley, B, SMU
3. Masterson, Forest, C, Iowa
4. Shaw, Wayne, B, SMU
5. Burgeis, Glen, T, Tulsa
6. O'Brien, Pat, T, Purdue
7. Mayther, Bill, C, Oregon
8. Poe, Bill, B, Clemson
9. Avery, Chuck, B, Minnesota
10. Boyd, Jack, B, UCLA
11. Ellsworth, Ralph, B, Texas
12. Mattioli, Frank, G, Pittsburgh
13. Gibson, Merle, E, TCU
14. Creevey, John, B, Notre Dame
15. Sacrinty, Nick, B, Wake Forest
16. Keane, Jim, C, Iowa
17. Niedziela, Bruno, T, Iowa
18. Williams, Broughton, E, Florida
19. Stickel, Walt, T, Pennsylvania
20. Livingston, Bob, B, Notre Dame
21. Vargon, Mike, E, Kansas State
22. Wright, Charley, G, Iowa State
23. Green, Jack, G, Alabama
24. Gambino, Lu, B, Indiana
25. Jones, Ray, B, Texas
26. Hary, Bob, B, Minnesota
27. Forkovich, Nick, B, William & Mary
28. Robinson, Don, B, Michigan
29. Johnston, Wayne, B, Marquette
30. Groves, George, C, Marquette

1946 (Jan 14)

1. Lujack, Johnny, QB, Notre Dame
2. Rykovich, Julie, B, Illinois
3. Broyles, Frank, QB, Georgia Tech
4. Knotts, Ernie, G, Duke
5. Schneider, Don, B, Pennsylvania
6. Scruggs, Ted, E, Rice
7. Beard, Wendell, T, California
8. Ziegler, John, B, Colorado
9. Drope, Walt, E, Connecticut
10. Harris, Bill, C, Auburn
11. Allen, Eddie, B, Pennsylvania
12. Bauman, Frank, E, Illinois
13. Nostrum, Reed, T, Utah
14. Chatterton, Dick, B, BYU
15. Timko, Johnny, C, Temple
16. Hazelwood, Ted, T, North Carolina
17. Johnson, Dick, C, Baylor
18. Boettcher, Art, B, Shurtleff
19. Gallagher, Tom, B, Illinois
20. Adams, Johnny, B, Denver
21. Widseth, Dean, T, Bemidji State
22. Kochins, George, T, Bucknell
23. Hoisch, Al, B, Stanford
24. Grigich, Visco, E, Santa Clara
25. Richards, Allen, B, Cincinnati
26. Tunstill, Jess, B, Kentucky
27. Smock, Ken, B, Purdue
28. Weldon, Howard, G, North Carolina
29. Cook, Johnny, B, Georgia
30. Franck, Harry, B, Northwestern

1947 (Dec 16, 1946)

- 1a. Fenimore, Bob, HB, Oklahoma State (Bonus choice)
- 1b. Kindt, Don, HB, Wisconsin
2. Minini, Frank, FB, San Jose State
- 3a. Canady, Jim, HB, Texas
- 3b. Merriman, Lloyd, B, Stanford (from Chicago Cards)
- 4a. Wetz, Harlan, T, Texas
- 4b. Stephens, Roger, B, Cincinnati (from Philadelphia)
5. Moseley, Reid, E, Georgia
6. Smith, H.A., E, Mississippi
7. Eddleman, Dwight, HB, Illinois
8. Tucker, Arnold, QB, Army
9. Hatch, Larry, HB, Washington
10. Adame, Tony, C, Ohio State
11. Fritz, Emil, G, Maryland
12. Turner, Jim, T, California
13. Goodall, Wayne, E, Oklahoma City
14. Gagne, Verne, E, Minnesota
15. Dreyer, Wally, HB, Wisconsin
16. Pupa, Walt, FB, North Carolina
17. McLellan, John, T, Montana State
18. Cromer, Bill, FB, Texas
19. Reader, Russ, HB, Michigan State
20. Batchelor, Jim, B, East Texas State
21. Lawler, Allen, HB, Texas
22. Berlin, Gordon, C, Washington
23. Cunningham, John, E, California
24. Morris, Max, B, Northwestern
25. Morris, Bill, E, Oklahoma
26. Baumgardner, Joe, Bill, HB, Texas
27. McCarthy, Jerry, E, Pennsylvania

28. Pierce, Jack, HB, Illinois
29. Ehlers, Ed, HB, Purdue

1948 (Dec 19, 1947)

- 1a. Layne, Bobby, QB, Texas (from Pittsburgh)
- 1b. Bumgardner, Max, E, Texas
2. Garrett, Dub, T, Mississippi State
3. Ramsey, Knox, G, William & Mary
4. Brugge, Bob, B, Ohio State
5. Choice to Detroit
6. McWilliams, Tom, B, Army, Miss. State
7. Mills, Malachi, T, Virginia Military
8. Hileman, Dick, E, Ohio State
9. McDowell, Jim, G, William & Mary
10. Sheehan, Mel, E, Missouri
11. Scott, Dick, C, Navy
12. Cline, Ollie, B, Ohio State
13. Goode, Rob, B, Texas A&M
14. Grimenstein, Clyde, E, Purdue
15. Fallon, John, G, Notre Dame
16. Brown, Ray, B, Virginia
17. Hileman, Bob, C, California
18. Gay, Thurman, T, Oklahoma State
19. Blount, Ralph, E, Texas
20. Boone, JR, B, Tulsa
21. Duncan, Jim, E, Wake Forest
22. Gatewood, Jimmy, B, Georgia
23. Brumm, George, C, Pacific
24. Dietzel, Paul, C, Miami (OH)
25. Clasby, Ed, B, Boston College
26. Hardison, Fred, E, Duke
27. Van Deren, Frank, E, California
28. Pietkiewicz, Al, E, San Francisco
29. Cox, Norm, B, TCU
30. Smith, Truett, B, Mississippi State

1949 (Dec. 21, 1948)

1. Harris, Dick, C, Texas
2. Grimes, Billy, B, Oklahoma State
3. O'Quinn, Johnny, E, Wake Forest
4. Bendrick, Ben, B, Wisconsin
5. Hoffman, John, B, Arkansas
6. Krall, Jerry, B, Ohio State
7. Jones, Wally, E, Kentucky
- 8a. Weatherly, Gerry, C, Rice (from Det)
- 8b. Wightkin, Bill, E, Notre Dame
9. Tokarczyk, Dolph, G, Penn
10. Malley, Lee, B, Carson-Newman
11. Tiblier, Jerry, B, Mississippi
12. Blanda, George, QB, Kentucky
13. Taliaferro, George, B, Indiana
14. Kelly, Ernie, G, Texas-El Paso
15. Faverty, Hal, G, Wisconsin
16. Wahl, Al, T, Michigan
17. Corbisiero, John, B, Middlebury
18. Moran, Jim, B, John Carroll
19. Mitten, Bob, G, North Carolina
20. Heck, Bob, B, Pacific
21. Duncan, Jim, E, Duke
22. Bertuzzi, Dick, B, Kansas
23. Kane, Harry, C, Pacific
24. Smith, Bernie, T, Texas-El Paso
25. Marczyk, Stan, T, North Carolina

1950 (Jan 21-22)

- 1a. Hunsinger, Chuck, B, Florida
(from New York Bulldogs)
- 1b. Morrison, Fred, B, Ohio State
2. Dottley, John "Kay", B, Mississippi
3. Romanick, Steve, B, Villanova
- 4a. Novak, Tom, C, Nebraska (from PIT)
- 4b. Papaleo, Dorn, G, Boston College
5. Zaleski, Ernie, B, Notre Dame
- 6a. Perricone, Gaspar, B, Northwestern
(from New York Giants)
- 6b. Hansen, Wayne, C, UTEP
7. Prather, Rollin, E, Kansas State
8. Nevills, Sam, T, Oregon
- 9a. Reid, Floyd, B, Georgia
(from NY Bulldogs)
- 9b. Braznell, Dick, B, Missouri
10. Wahl, Al, T, Michigan
11. Helwig, John, G, Notre Dame
12. Roof, Kenny, B, Oklahoma State
13. Dempsey, Frank, T, Florida
14. Hover, Al, G, LSU
15. Glisson, Jimmy, B, Tulane
16. Bradley, Ed, E, Wake Forest
17. Janaszek, Ray, B, Dayton
18. Andrews, Rupert, B, Stanford
19. Bye, Billy, B, Minnesota
20. Crawford, Jim, G, Mississippi
21. Angle, Bob, B, Iowa St.
22. Byler, Jim, G, North Carolina State
23. Bingham, Bill, T, Harding
24. Polenske, Walt, B, Pacific
25. Samuels, Perry, B, Texas
26. Sella, George, B, Princeton
27. Davis, Wilton, B, Hardin-Simmons
28. Kenary, Jim, B, Harvard
29. Nadherny, Fred, B, Yale
30. Markert, Allen, T, Minnesota

1951 (Jan 18-19)

- 1a. Williams, Bob, QB, Notre Dame
(from Baltimore)
- 1b. Stone, Billy, B, Bradley*
(from New York Yanks)
- 1c. Schroeder, Gene, E, Virginia
2. George, Bill, T, Wake Forest
3. White, Wilford, B, Arizona State
- 4a. Moser, Bob, C, Pacific
- 4b. Jelley, Tom, E, Miami (FL)
(from New York Giants)
5. Rowland, Brad, B, McMurry
6. Falkenberg, Herb, B, Trinity (TX)
7. Lea, Paul, T, Tulane
8. Mayes, Clair, G, Oklahoma
9. Gregus, Bill, B, Wake Forest
10. Sherrill, J.W., B, Tennessee
11. Hardiman, Tom, B, Georgetown
12. Hairston, Lawrence, T, Nev.-Reno
13. Wright, Charley, B, West Texas State
14. Woods, Bailey, B, Abilene Christian
15. Hall, Sid, C, Pacific

16. Voim, Frank, E, Marquette
17. Dufek, Don, B, Michigan
18. Brown, Chuck, G, Illinois
19. Lisak, Ed, B, Oklahoma
20. Smith, Larry, C, South Carolina
21. Higgins, Larry, B, Fordham
22. Hanson, Bob, G, Montana
23. Hlavac, Rene, T, Neb.-Omaha
24. Dokas, Pete, E, Mansfield
25. Miller, Johnny, B, Northwestern
26. Rogers, Buddy, B, Arkansas
27. Taylor, Jerry, C, Wyoming
28. Campbell, Leon, B, Arkansas*
29. Justice, John, G, Santa Clara
30. Butler, Charley, E, Geo. Washington

* Selected from disbanded Baltimore franchise

1952 (Jan 17)

1. Dooley, Jim, B, Miami (FL)
2. Macon, Eddie, B, Pacific
3. McColl, Bill, E, Stanford
4. Clark, Herman, T, Oregon State
- 5a. Hoffman, Jack, E, Xavier (OH)
(from Pittsburgh)
- 5b. Williams, Fred, T, Arkansas
6. Brown, Ed, QB, San Francisco
7. Fortunato, Joe, B, Mississippi State
8. Bishop, Bill, T, N Texas St. (from PIT)
- 8b. Journey, Billy, E, Arkansas
9. Cross, Bobby, T, S. F. Austin
10. Choice to Green Bay
11. Miller, Bill, B, Wake Forest
12. Kozar, Andy, B, Tennessee
13. Athan, Rich, B, Northwestern
14. Galloway, Gale, C, Baylor
15. Kazmaier, Dick, B, Princeton
16. Spears, Bob, FB, Yale
17. Carroll, John, T, Houston
18. O'Connell, Tommy, QB, Illinois
19. Reidenbach, Ken, T, Drake
20. Lesane, Jimmy, B, Virginia
21. Daffer, Ted, G, Tennessee
22. Gregory, Dick, B, Minnesota
23. Nestor, Paul, T/E, Maryland
24. Munding, Dick, T, Minnesota
25. Stoddard, Bob, T, Utah State
26. McElroy, Bucky, FB, S. Mississippi
27. Reid, Bob, B, Baylor
28. Scioscia, Karney, FB, Maryland
29. Riggs, Teddy, B, Rice
30. Shemonski, Bob, HB, Maryland

1953 (Jan 22)

1. Anderson, Billy, B, Compton J.C.
2. Bratkowski, Zeke, QB, Georgia
3. Rowekamp, Bill, B, Army, Missouri
4. Koch, Joe, B, Wake Forest
5. Jones, Stan, T, Maryland
- 6a. DeCarlo, Art, B, Georgia
- 6b. Gilbert, Kline, T, Mississippi (from SF)

- 7a. McElroy, Bucky, B, S. Mississippi
(from Washington)
- 7b. Bingham, Don, B, Sul Ross
8. Creamcheck, John, T, William & Mary
9. Ashley, Bruno, T, East Texas State
10. Moore, Jimmy, B, Florida A&M
- 11a. Slowe, Jim, C, Georgetown
- 11b. Charney, Ralph, B, Kentucky
(from Pittsburgh)
12. Lawrence, Jim, T, Duke
13. Strickland, Larry, C, North Texas State
14. Carl, Harland, B, Wisconsin
15. Jecha, Ralph, G, Northwestern
16. Hatley, John, T, Sul Ross
17. Beal, Bob, E, California
18. Shirley, Jim, B, Clemson
19. Byrus, Bill, T, Iowa State
20. Mahin, Tom, T, Purdue
21. Martin, Wayne, E, TCU
22. Wood, Wayne, T, Memphis State
23. Mask, Jim, E, Mississippi
24. Hatcher, Paul, C, Arkansas City J.C.
25. Pickard, Clyde, G, Wake Forest
26. Evans, Bob, T, Pennsylvania
27. Wahlin, Marvin, B, Arizona State
28. Caldwell, Jim, T, Tennessee State
29. Lewis, Jack, E, Wake Forest
30. Brehany, Bill, QB, Virginia Military

1954 (Jan 28)

1. Wallace, Stan, HB, Illinois
2. Casares, Rick, FB, Florida
3. Meadows, Ed, T, Duke
4. Paterra, Fran, B, Notre Dame
5. Griffis, Bob, G, Furman
6. Hudson, John, G, Rice
7. Cecere, Ralph, B, Villanova
8. Garlington, Tom, T, Arkansas
9. Giel, Paul, B, Minnesota
10. Andrews, D.C., E, Hardin-Simmons
11. Wallin, Ron, B, Minnesota
12. Faragalli, Joe, G, Villanova
13. Seaholm, Julius, G, Texas
14. Miller, Ken, FB, Illinois
15. Hill, Harlon, E, N Alabama
16. Lindley, Earl, B, Utah State
17. Woodard, Lou, C, Sam Houston State
18. Moore, McNeil, B, Sam Houston State
19. Lum, Jim, T, Louisiana Tech
20. Ladd, Jim, E, Bowling Green
21. Cleere, Sonny, T, Abilene Christian
22. Sumner, Charlie, B, William & Mary
23. Lee, Herman, T, Florida A&M
24. Jarrett, Bill, B, West Virginia
25. Feamster, Tom, E, Florida State
26. Bratko, Lou, B, Boston University
27. Oniskey, Dick, C, Tenn.-Chattanooga
28. Underwood, P.W., G, Mississippi State
29. Beale, Alvin, QB, Trinity (TX)
30. Haluska, Jim, B, Wisconsin



CHICAGO BEARS YEAR-BY-YEAR DRAFT PICKS

1955 (Jan 27-28)

1. Drzewiecki, Ron, HB, Marquette
2. Watkins, Bobby, HB, Ohio State
3. Choice to Cleveland
4. O'Malley, Joe, E, Georgia
5. Kendall, Leland, T, Oklahoma State
- 6a. Shannon, Dan, E, Notre Dame
(from Washington)
- 6b. Mosely, Henry, HB, M. Brown
7. Sturgess, Bruce, HB, William & Mary
8. Verkerk, Gene, T, North Texas State
9. Lavery, Jim, HB, Scranton
10. Allen, John, E, Arizona State
11. Reidfield, Tom, E, Delaware
12. Bratt, Clarence, HB, Wisconsin
13. Cash, Norm, HB, Sul Ross
14. Nickla, Ed, G, Tennessee
15. Smith, J.D., FB, N Carolina A&T
16. Choice to Chicago Cardinals
17. Harrison, Mel, C, Sam Houston State
18. Roach, Claude, G, TCU
19. Jones, Allen, B, Baylor
20. James, Joe, T, Howard Payne
21. Hall, Choyce, C, MWestern State
22. Allison, Carl, B, Oklahoma
23. Barger, Jerry, B, Duke
24. Young, Joe, E, Marquette
25. Dees, Charley, T, Tyler J.C.
26. Jeter, Perry, HB, Cal Poly-SLO
27. Kinley, Joel, G, Tennessee
28. Wright, Charley, E, Pr. View A&M
29. Klein, Dick, T, Iowa
30. Fouts, Jerry, HB, MWestern St.

1956 (Nov 29, 1955 & Jan 12, 1956)

1. Schriewer, Menan "Tex," E, Texas
2. Brackett, M.L., T, Auburn
3. Choice to Cleveland
4. Mellekas, John, T, Arizona
5. Galimore, Willie, B, Florida A&M
6. Choice to Cleveland
7. Caroline, J.C., B, Illinois
8. Klawitter, Dick, C, South Dakota State
9. Vargo, Ken, C, Ohio State
10. Lucas, Dick, E, Boston College
11. Jankans, John, E, Arizona State
12. Cruze, Buddy, E, Tennessee
13. Grogg, Dick, G, Minnesota
14. Graham, Milt, E, Colgate
15. Fitzgerald, Dick, FB, Notre Dame
16. Brown, Ray, B, Florida
17. Adams, Tom, E, UCLA
18. Payton, Earl, B, Pr. View A&M
19. Smith, John, B, UCLA
20. Maxime, Charley, G, Auburn
21. Waddell, Jimmy, B, Compt. J.C.
22. Billings, Joe, T, Memphis State
23. Holt, Lou, E, Howard Payne
24. Castete, Jess, B, McNeese State
25. Hentschel, Jerry, T, Sam Houston St.
26. Orr, Don, B, Vanderbilt
27. Buchanan, Waylon, E, E. Texas State
28. Alexander, Bob, B, Trinity (CT)
29. Kriemeyer, Billy, B, Vanderbilt
30. Buckler, Jim, G, Alabama

1957 (Nov 27, 1956 & Jan 31, 1957)

1. Leggett, Earl, T, LSU
2. Swink, Jim, B, TCU
3. Knox, Ronnie, QB, UCLA
4. Johnson, Jack, B, Miami (FL)
5. Zucco, Vic, B, Michigan State
6. Dickinson, Bo, B, S. Mississippi
7. DeLuca, Gerry, T, Mid Tennessee St.
- 8a. Ward, Al, B, Yale (from PIT)
- 8b. Kilcullen, Bob, T, Texas Tech
9. Brown, Bill, G, Syracuse
10. Murphy, Bill, E/B, Fresno State
11. Hampton, Roger, B, McNeese State
12. Sorenson, Larry, T, Utah State
13. Williams, Don, B, Texas Tech
14. Schmidt, Bob, B, Memphis State
15. Hosek, Tony, E, West Virginia
16. Heuring, Ed, E, Maryland
17. Heine, Don, E, Murray State
18. Wharton, Al, G, Maryland
19. Hermesen, Lee, B, Marquette
20. Frazier, Al, B, Florida A&M
21. Janes, Jerry, E, LSU
22. Dalzell, Tom, T, Virginia Tech
23. Peroyea, Don, T, SE Louisiana
24. Lutterback, Ken, B, Evansville
25. Ryan, Joe, C, Villanova
26. Harris, Gehrig, B, Grambling
27. Brown, Nick, G, Fresno State
28. Emerson, Tom, G, Oklahoma
29. Caraway, Donnie, B, Houston
30. Wesley, Sam, B, Oregon State

1958 (Dec 2, 1957 & Jan 28, 1958)

1. Howley, Chuck, G, West Virginia
2. Dewveall, Willard, E, SMU
- 3a. Cooke, Ed, E, Maryland
- 3b. Healy, Don, T, Maryland (from CLE)
4. Barnes, Erich, B, Purdue
5. Jewett, Bob, E, Michigan State
6. Douglas, Merrill, B, Utah
7. Bentley, Gene, B, Texas Tech
8. Rutsch, Ed, T, George Washington
9. Anderson, Ralph, E, Cal St.-LA
10. Lewis, Aubrey, B, Notre Dame
11. Cinelli, Rocco, T, Wisconsin
12. Morris, Johnny, HB, Cal-Santa Barbara
13. Choice to New York Giants
14. Melnik, Bill, T, Army
15. Harryman, Jim, B, Compton J.C.
16. Pleger, Ken, T, Capital
17. Eaton, Dick, C, Richmond
18. Dupler, Phil, B, Duke
- 19a. Roehneit, Bill, G, Bradley (from GB)
- 19b. Chancey, Bill, E, West Virginia
20. Rutledge, Les, T, Michigan State
21. Miller, Bill, T, NM Highlands
22. Carter, Al, B, Tennessee
23. Daw, Ken, B, Sam Houston State
24. Moon, Russ, T, Virginia Tech
25. Barron, Bob, C, St. Norbert
26. Lyles, Bob, B, Memphis State
27. Napski, Ben, E, Northwestern
28. Main, Wilbur, B, Maryland
29. Hakes, Glen, G, New Mexico
30. Halum, Bobby, QB, Mid Tennessee St.

1959 (Dec 2, 1958)

1. Clark, Don, B, Ohio State
2. Petitbon, Richie, QB, Tulane
3. Johnson, Pete, B, Va. Military
4. Choice to LA Rams
5. Adams, John, B, Cal St.-LA
6. Cole, Fred, G, Maryland
7. Tucker, Jim, E, Tenn-Chatt. (from Phil)
- 8a. Clark, Dick, B, Baylor
- 8b. Smith, Willie, T, Michigan (from NYG)
9. Youmans, Maury, T, Syracuse
10. Coronado, Bobby, E, Pacific
11. Gray, Ed, T, N Texas State
12. Rowland, Justin, E, TCU
13. Jones, Gene, B, Rice
14. Robb, Joe, T, TCU
15. LeClerc, Roger, C, Trinity (CT)
16. Redding, Don, T, North Carolina
17. Neal, Willie, B, Jackson State
18. Asbury, Ken, B, Missouri Valley
19. Plain, Chris, T, Stanford
20. Carcatera, Tony, E, Elon
21. Stone, Donnie, B, Arkansas
22. Rubal, Lennie, B, William & Mary
23. Haller, Bob, T, NW Missouri State
24. Spain, Bob, T, Baylor
25. Huhn, Tom, C, St. Joseph's (IN)
26. Kunde, Bob, T, Capital
27. Aveni, John, E, Indiana
28. Williams, Bob, E, Notre Dame
29. Southern, Eddie, E, Texas
30. Jackson, Cliff, B, No. Car. Central

1960 (Nov 30, 1959)

1. Davis, Roger, G, Syracuse
2. Choice to Washington
3. Meredith, Don, QB, SMU
4. Martin, Billy, B, Minnesota
5. Norman, Dick, QB, Stanford
6. Kovac, Ed, B, Cincinnati
7. Bivins, Charley, B, Morris Brown
8. Manning, Pete, E, Wake Forest
9. Kirk, Ken, C, Mississippi
10. Choice to Pittsburgh
- 11a. Fanning, Stan, T, Idaho (from PHI)
- 11b. Shaw, Glenn, HB, Kentucky
12. Budrewicz, Tom, T, Brown
13. Spada, Bob, E, Duke
14. Sorey, Jim, T, Texas Southern
15. Lashua, Warren, B, Whitworth
16. Farrington, John, E, Prairie View A&M
17. Hanna, Jim, E, USC
18. King, Claude, B, Houston
19. Roberts, Lloyd, T, Georgia
20. Coia, Angelo, B, USC

1961 (Dec 27-28, 1960)

1. Ditka, Mike, E, Pittsburgh
2. Brown, Bill, B, Illinois
3. Gibson, Claude, B, No. Carolina State
4. Ladd, Ernie, T, Grambling
5. Lincoln, Keith, B, Washington State
6. Fleming, George, B, Washington
7. Pyle, Mike, C, Yale
8. Ryan, Ed, B, Michigan State
9. Bethune, Bob, B, Mississippi State

10. Harness, Jason, E, Michigan State
11. Fewell, Sam, T, South Carolina
12. Dyer, Howard, QB, Va. Military
13. McLeod, Bob, E, Abilene Christian
14. Tyrer, Jim, T, Ohio State
15. Linning, Chuck, T, Miami (FL)
16. Frazier, Wayne, C, Auburn
17. Barfield, Rossie, E, No. Car. Central
18. Finn, John, T, Louisville
19. Charles, Ben, QB, South Carolina
20. Mason, Gordon, B, Tennessee Tech

1962 (Dec 4, 1961)

1. Bull, Ronnie, B, Baylor
- 2a. Brock, Clyde, T, Utah St. (from PIT)
- 2b. McRae, Bennie, B, Michigan
- 3a. Bates, Jim, E, USC (from DAL)
- 3b. Hull, Bill, E, Wake Forest
4. Cadile, Jim, T, San Jose State
- 5a. Burton, Mac, E, San Jose State (from Washington)
- 5b. Tunnicliff, Bill, FB, Michigan
6. Choice to Philadelphia
7. O'Bradovich, Ed, E, Illinois
- 8a. Reynolds, Ed, T, Tulane
- 8b. Onesti, Larry, C, Northwestern (from New York Giants)
9. Winston, Kelton, HB, Wiley
10. Weaver, LeRoy, B, Adams State
11. Robinson, Jerry, HB, Grambling
12. Watts, Bill, T, Miami (FL)
13. Perkowski, Joe, B, Notre Dame
14. Von Sonn, Andy, C, UCLA
15. Martin, Kent, T, Wake Forest
16. Nelson, John, C, Xavier (OH)
17. Glass, Glenn, HB, Tennessee
18. Neck, Tommy, B, LSU
19. Kellum, Bill, T, Tulane
20. Roberts, Jack, T, Ohio State

1963 (Dec 3, 1962)

- 1a. Choice to Los Angeles Rams
- 1b. Behrman, Dave, C, Michigan State (from Pittsburgh)
- 2a. Barnett, Steve, T, Oregon (from DAL)
- 2b. Jencks, Bob, E, Miami (OH)
3. Glueck, Larry, DB, Villanova
- 4a. Sanders, Stan, E, Whittier (from SF)
- 4b. Mitchell, Charley, HB, Washington (from Pittsburgh)
- 4c. Choice to Baltimore
5. Choice to San Francisco
- 6a. Johnson, John, T, Indiana (from PIT)
- 6b. Mathieson, Dave, QB, Washington St.
7. Underhill, Paul, B, Missouri
8. Harmon, Dennis, DB, So. Illinois
- 9a. Day, Monte, T, Fresno St. (from DAL)
- 9b. Watson, Dave, LB, Georgia Tech
10. Hoerster, Ed, LB, Notre Dame
11. Tullis, James, DB, Florida A&M
12. Drummond, Dick, B, Geo. Washington
13. Szumczyk, John, FB, Trinity (CT)
14. Banks, Gordon, B, Fisk
15. Dentel, Bob, C/LB, Miami (FL)

16. Caylor, Lowell, DB, Miami (OH)
17. Sisk, John, B, Miami (FL)
18. Slabaugh, Jeff, E, Indiana
19. Yaksicky, Bob, DB, Rutgers
20. Gregory, John, E, Bal.-Wallace

1964 (Dec 2, 1963)

1. Evey, Dick, T, Tennessee
- 2a. Choice to Pittsburgh
- 2b. Martin, Billy, E, Georgia Tech (from Los Angeles Rams)
- 2c. Crain, Pat, HB, Clemson (from PIT)
3. Blanks, Sid, HB, Texas A&I
- 4a. Budka, Frank, HB, Notre Dame
- 4b. Reilly, Mike, LB, Iowa (from MIN)
5. Conners, Dan, T, Miami (FL)
6. Jones, Jimmy, E, Wisconsin
7. Logan, Chuck, E, Northwestern
8. Rakestraw, Larry, QB, Georgia
9. Wilkinson, Jay, HB, Duke
10. Brown, Mike, B, Delaware
11. Leeuwenberg, Dick, T, Stanford
12. Horton, Bob, FB, Boston University
13. Webb, Cloyd, E, Iowa
14. Francisco, Kent, T, UCLA
15. Burman, George, T, Northwestern
16. Butler, Roderick, HB, E. Illinois
17. Kasapis, Constantinos, T, Iowa
18. Batts, Bob, HB, Texas Southern
19. Whitehead, Jim, T, Georgia
20. Nigilo, Dick, FB, Yale

1965 (Nov 28, 1964)

- 1a. Butkus, Dick, LB, Illinois (from PIT)
- 1b. Sayers, Gale, HB, Kansas
- 1c. DeLong, Steve, T, Tennessee (from Washington)
2. Choice to Cleveland
3. Choice to Cleveland
4. Nance, Jim, FB, Syracuse
5. Choice to Los Angeles Rams
6. Carey, Tony, HB, Notre Dame
- 7a. Gordon, Dick, HB, Michigan State
- 7b. Sutton, Mickey, B, Auburn (from Washington)
8. Schweda, Brian, T, Kansas
9. Ambrusko, Ken, B, Maryland
10. Murphy, Dennis, T, Florida
11. Cornish, Frank, T, Grambling
12. Cox, Steve, T, South Carolina
13. Daniels, Dave, T, Florida A&M
14. Pivec, Dave, E, Notre Dame
15. Robinson, Art, B, Cal St.-LA
16. Pitts, Frank, E, Southern
17. LaFramboise, Tom, QB, Louisville
18. Schwager, Mike, T, Maryland
19. Bobich, Lou, K, Michigan State
20. Kurek, Ralph, FB, Wisconsin

1966 (Nov 27, 1965)

1. Rice, George, T, LSU
2. Brown, Charlie, DB, Syracuse
3. Pickens, Bob, T, Nebraska
- 4a. Jackson, Randy, T, Florida (from PIT)
- 4b. Buffone, Doug, LB, Louisville

5. Choice to Minnesota
- 6a. Brewster, Dennis, T, BYU (from Washington)
- 6b. McRae, Franklin, DT, Tennessee State
7. Myer, Ron, QB, South Dakota State
8. McFalls, Doug, DB, Georgia
9. Greenlee, Fritz, E, Arizona
10. Burnett, Bobby, HB, Arkansas
11. Owens, Terry, E, Jacksonville State
12. Page, Wayne, DE, Clemson
13. Becker, Wayne, T, Montana
14. Buckner, Mike, DB, Northwestern
15. Kollman, Jim, G, Oregon
16. Senkbeil, Lynn, LB, Nebraska
17. Gentry, Curtis, DB, Md-E Shore
18. Kines, Charley, T, Michigan
19. Haberer, Roger, HB, Eastern Illinois
20. Sellers, Goldie, HB, Grambling

1967 (Mar 14)

1. Phillips, Loyd, DE, Arkansas
2. Jones, Bob, DB, San Diego State
3. Lyle, Gary, HB, George Washington
- 4a. Dodd, Al, DB, N'western St. (LA)
- 4b. Greenlee, Tom, DB, Washington (from Los Angeles Rams)
5. Alford, Bruce, K, TCU
- 6a. Carter, Virgil, QB, BYU
- 6b. Kriewald, Doug, G, West Texas State
7. Truitt, John, E, Indiana State
- 8a. Murphy, Roger, E, Northwestern
- 8b. Griffin, Jerry, LB, SMU
9. Cass, Greg, C, Washington
10. Choice to Washington
11. Mayo, Earl, HB, Morgan State
12. Green, Bruce, E, Midland Lutheran
13. Carstens, Kaye, DB, Nebraska
14. Nesbitt, Lynn, G, Wake Forest
15. Oakes, Terry, DE, Cal St.-SF
16. Rogers, Bill, DB, Weber State
17. Myers, Jack, LB, Western State (CO)

1968 (Jan 30-31)

1. Hull, Mike, RB, USC
2. Wallace, Bob, E, Texas-El Paso
- 3a. Hazelton, Major, DB, Florida A&M (from Atlanta)
- 3b. Choice to Dallas
- 4a. Mass, Wayne, T, Clemson
- 4b. Bush, Alan, G, Mississippi (from Los Angeles Rams)
5. Turner, Cecil, FL, Cal Poly-SLO
6. Schmedding, Jim, C, Weber State
7. Holman, Willie, DE, South Carolina St.
8. Bell, Wayne, RB, Lenior-Rhyne
9. Moore, Sam, T, Miss. Valley State
10. Davis, Fred, G, Doane
11. Coady, Rich, TE, Memphis State
12. Valle, Emilio, LB, New Mexico
13. Dearion, Willie, FL, Pr. View A&M
14. Gargus, Harold, DT, New Mexico State
15. Jaeger, Rich, C, Gustavus
16. Murphy, Jim, K, Utah State
17. Layton, Gene, DT, Colorado State



CHICAGO BEARS YEAR-BY-YEAR DRAFT PICKS

1969 (Jan 28-29)

1. Mayes, Rufus, T, Ohio State
2. Douglass, Bobby, QB, Kansas State
3. Montgomery, Ross, RB, TCU
4. Redmond, Rudy, DB, Pacific
5. Winegardner, Jim, TE, Notre Dame
6. Nicholson, Bill, DE, Stanford
7. Copeland, Ron, TE, UCLA
8. Hubbell, Webb, G, Arkansas
9. Aluise, Joe, RB, Arizona
10. Pearson, Ron, TE/LB, Maryland
11. Campbell, Sam, DT, Iowa State
12. Hale, Dave, DE, Ottawa
13. Quinn, Tom, DB, Notre Dame
14. Ehrig, Ronnie, DB, Texas
15. Coble, Bob, P, Kansas State
16. Stydahr, Dave, G, Purdue
17. Long, Bob, SE, Texas A&M

1970 (Jan 27-28)

1. Choice to Green Bay
2. Choice to Dallas
3. Farmer, George, WR, UCLA
- 4a. Larson, Lynn, T, Kansas State
- 4b. Brupbacher, Ross, LB, Texas A&M (from Los Angeles Rams)
5. Choice to New Orleans
- 6a. Cutburth, Bobby, QB, Oklahoma State
- 6b. Curchin, Jeff, T, Florida State (from St. Louis)
7. Choice to Philadelphia
8. Stephenson, Dana, DB, Nebraska
9. Cole, Linzy, WR, TCU
10. Holloway, Glen, G, North Texas State
11. Rose, Ted, TE, N Michigan
12. Davis, Butch, DB, Missouri
13. Gunn, Jimmy, DB, USC
14. Morgan, Jim, WR, Henderson State
15. Abraira, Phil, DB, Florida State
16. Helterbran, Bob, G, North Texas State
17. Brunson, Joe, DT, Furman

1971 (Jan 28-29)

1. Moore, Joe, RB, Missouri
- 2a. Harrison, Jim, RB, Missouri (from NO)
- 2b. Ford, Charles, DB, Houston
- 3a. McGee, Tony, DE, Bishop
- 3b. Newton, Bob, T, Nebraska (from Los Angeles Rams)
4. Moore, Jerry, DB, Arkansas
5. Choice to San Francisco
6. Thomas, Earl, TE, Houston (from BUF)
- 7a. Lee, Buddy, QB, LSU
- 7b. Ferris, Dennis, RB, Pittsburgh (from Los Angeles Rams)
8. Weiss, Karl, T, Vanderbilt
9. McClain, Lester, WR, Tennessee
10. Rowden, Larry, LB, Houston
11. Hardy, Cliff, DB, Michigan State
12. Booras, Steve, DE, Mesa J.C.
13. Nicholas, Ed, T, N Carolina State
14. Lewis, Willie, RB, Arizona
15. Maciejowski, Ron, QB, Ohio State
16. Bailey, Sid, DE, Texas-Arlington
17. Garganes, Ray, LB, Millersville

1972 (Feb 1-2)

- 1a. Antoine, Lionel, T, Southern Illinois (from New York Giants)
- 1b. Clemons, Craig, DB, Iowa
2. Choice to Philadelphia
3. Musso, Johnny, RB, Alabama
4. Choice to Los Angeles Rams
5. Parsons, Bob, TE, Penn State
- 6a. Pifferini, Bob, LB, UCLA (from CIN)
- 6b. Choice to Green Bay
- 7a. Fassel, Jim, QB, Long Beach State
- 7b. Osborne, Jim, DT, Southern (from Dallas)
8. Wirtz, Ralph, WR, North Dakota State
9. Horton, Larry, DE, Iowa
10. Turnbull, Jack, C, Oregon State
11. Wimberly, Ed, DB, Jackson State
12. Neill, Doug, RB, Texas A&M
13. Brown, Jay, T, South Dakota-S'field
14. Rood, Bob, WR, Rice
15. Lawson, Roger, RB, W Michigan
16. McKinney, Bill, LB, West Texas State
17. Dickinson, LeVerne, DB, Southern

1973 (Jan 30-31)

1. Chambers, Wally, DE, E. Kentucky
- 2a. Huff, Gary, QB, Florida State
- 2b. Hrivnak, Gary, DT, Purdue (from DAL)
3. Choice to Detroit
4. Choice to Baltimore
- 5a. Ellis, Allan, DB, UCLA (from PHI)
- 5b. Choice to San Francisco
6. Creaney, Mike, C, Notre Dame
7. Choice to Los Angeles Rams
8. Graham, Conrad, DB, Tennessee
9. Deutsch, Mike, RB, North Dakota
10. Barry, Bill, WR, Mississippi
11. Seigler, Ed, K, Clemson
12. Griffin, Mike, G, Arkansas
13. Cieszkowski, John, RB, Notre Dame
14. Juenger, Dave, WR, Ohio University
15. Rives, Don, LB, Texas Tech
16. Hart, Bill, C, Michigan
17. Roach, Larry, DB, Oklahoma

1974 (Jan 29-30)

- 1a. Bryant, Waymond, LB, Tennessee St.
- 1b. Gallagher, Dave, DL, Michigan (from Washington)
2. Choice to New England
- 3a. Wheeler, Wayne, WR, Alabama (from San Diego)
- 3b. Horton, Greg, G/T, Colorado
- 3c. Taylor, Cliff, RB, Memphis State (from New England)
4. Choice to Pittsburgh
5. Choice to Philadelphia
6. Choice to Green Bay
7. Ettinger, Jack, WR, Arkansas
- 8a. Chadwick, Alan, QB, E. Tennessee St.
- 8b. Grandberry, Ken, RB, Washington (from New England)
9. Choice to Miami
10. Choice to Cleveland
11. Hodgins, Norm, DB, LSU
12. Sevy, Jeff, DT, California

13. Barnes, Joe, QB, Texas Tech
14. Vellano, Paul, DT, Maryland
15. Alexander, Oliver, TE, Grambling
16. Geist, Randy, DB, Colorado
17. Holland, Craig, QB, Texas-Arlington

1975 (Jan 28-29)

1. Payton, Walter, RB, Jackson State
2. Hartenstine, Mike, DE, Penn State
3. Choice to Baltimore
4. Livers, Virgil, DB, Western Kentucky
- 5a. Choice to Washington
- 5b. Sorey, Revie, G, Illinois (from NO)
- 6a. Avellini, Bob, QB, Maryland
- 6b. Hicks, Tom, LB, Illinois (from Los Angeles Rams)
- 7a. Choice to Baltimore
- 7b. Douthitt, Earl, DB, Iowa (from WAS)
- 8a. Choice to Baltimore through Denver
- 8b. Harris, Joe, LB, Georgia Tech (from New England)
9. Stillwell, Roger, DT, Stanford
- 10a. Choice to Miami
- 10b. Julius, Mike, G, St. Thomas (MN) (from Los Angeles Rams)
11. Dean, Mike, K, Texas
12. Plank, Doug, DB, Ohio State
13. McDaniel, Charles, RB, La. Tech
14. Hartfield, Walter, RB, SW Texas State
15. Marcantonio, Steve, WR, Miami (FL)
16. Beckman, Witt, WR, Miami (FL)
17. Harper, Roland, RB, Louisiana Tech

1976 (Apr 8-9)

- 1a. Lick, Dennis, T, Wisconsin (from GB)
- 1b. Choice to Detroit
2. Choice to Pittsburgh
- 3a. Baschnagel, Brian, WR, Ohio State (from New England)
- 3b. Choice to Detroit
- 4a. Sciarra, John, DB, UCLA
- 4b. Rhodes, Wayne, DB, Alabama (from Detroit)
5. Choice to Baltimore
- 6a. Jiggetts, Dan, T, Harvard (from CLE)
- 6b. Choice forfeited
7. Muckensturm, Jerry, LB, Arkansas St.
8. Choice to Oakland
9. Choice to Philadelphia
10. Choice to Washington
11. Andersen, Norm, WR, UCLA
12. O'Leary, John, RB, Nebraska
13. Kasowski, Dale, RB, North Dakota
14. Cuie, Ron, RB, Oregon State
15. Meyers, Jerry, DT, Northern Illinois
16. Parker, Ronald, TE, TCU
17. Malham, Mike, LB, Arkansas State

1977 (May 3-4)

1. Albrecht, Ted, T, California
2. Spivey, Mike, DB, Colorado
- 3a. Earl, Robin, RB, Washington (from New York Giants)
- 3b. Choice to Miami
4. Choice to Pittsburgh
5. Choice to Oakland

- 6a. Evans, Vince, QB, USC (from TB)
- 6b. Choice to Philadelphia
7. Butler, Gerald, WR, Nicholls St.
8. Choice to New York Jets
9. Buonamici, Nick, DT, Ohio State
10. Breckner, Dennis, DE, Miami (FL)
11. Zelencik, Connie, C, Purdue
12. Irvin, Terry, DB, Jackson State

1978 (May 2-3)

1. Choice to LA Rams
2. Choice to San Francisco
3. Shearer, Brad, DT, Texas
4. Choice to Kansas City
5. Choice to Cincinnati
- 6a. Skibinski, John, RB, Purdue (from KC)
- 6b. Jeremia, Mekeli, DE, BYU
7. Jones, Herman, WR, Ohio State
8. Freitas, George, TE, California
9. Martin, Mike, LB, Kentucky
10. Zambiasi, Ben, LB, Georgia
11. Underwood, Walt, DE, USC
12. Sibley, Lew, LB, LSU

1979 (May 3-4)

- 1a. Hampton, Dan, DT, Arkansas (from Tampa Bay)
- 1b. Harris, Al, DE, Arizona State
2. Watts, Rickey, WR, Tulsa
3. McClendon, Willie, RB, Georgia
4. Choice to Cincinnati
5. Choice to Dallas
6. Sullivan, John, LB, Illinois
7. Kunz, Lee, LB, Nebraska
8. Moss, Rick, DB, Purdue
9. Heavens, Jerome, RB, Notre Dame
10. Restic, Joe, DB, Notre Dame
11. Wright, Bob, T, Cincinnati
12. Becker, Dave, DB, Iowa

1980 (Apr 29-30)

1. Wilson, Otis, LB, Louisville
2. Suhey, Matt, RB, Penn State
3. Choice to Dallas
4. Thompson, Arland, G, Baylor
5. Tabor, Paul, C, Oklahoma
6. Guess, Mike, DB, Ohio State
7. Tolbert, Emanuel, WR, SMU
8. Clark, Randy, G, Northern Illinois
9. Schonert, Turk, QB, Stanford
10. Stephens, Willie, DB, Texas Tech
11. Judge, Chris, DB, TCU
12. Fisher, Robert, TE, SMU

1981 (Apr 28-29)

1. Van Horne, Keith, T, USC
- 2a. Singletary, Mike, LB, Baylor (from SF)
- 2b. Choice to San Francisco
3. Margerum, Ken, WR, Stanford
4. Bell, Todd, DB, Ohio State
5. Choice to San Francisco
6. Henderson, Reuben, DB, So. Dak St.
7. Fisher, Jeff, DB, USC
8. Zettek, Scott, DT, Notre Dame
9. Ditta, Frank, G, Baylor
10. Clifford, Tim, QB, Indiana

11. Johnson, Lonnie, RB, Indiana
12. Shupryt, Bob, LB, New Mexico

1982 (Apr 27-28)

1. McMahon, Jim, QB, BYU
2. Choice to Tampa Bay
3. Wrightman, Tim, TE, UCLA
4. Gentry, Dennis, RB, Baylor
- 5a. Hartnett, Perry, G, SMU
- 5b. Tabron, Dennis, DB, Duke (from SD)
6. Becker, Kurt, G, Michigan
7. Waechter, Henry, DT, Nebraska
8. Doerger, Jerry, T, Wisconsin
9. Hatchett, Mike, DB, Texas
10. Turner, Joe, DB, USC
11. Boliaux, Guy, LB, Wisconsin
12. Young, Ricky, LB, Oklahoma State

1983 (Apr 26-27)

- 1a. Covert, Jim, T, Pittsburgh
- 1b. Gault, Willie, WR, Tennessee (from Tampa Bay)
2. Richardson, Mike, DB, Arizona State
3. Duerson, Dave, DB, Notre Dame
- 4a. Thayer, Tom, C, Notre Dame
- 4b. Dunsmore, Pat, TE, Drake (from SD)
5. Choice to New England
6. Choice to Cleveland
7. Choice to Cleveland
- 8a. Dent, Richard, DE, Tennessee State
- 8b. Bartz, Mark, DT, Iowa (from SD)
9. Fada, Rob, G, Pittsburgh
- 9b. Zavagnin, Mark, LB, Notre Dame (from Cleveland)
10. Hutchison, Anthony, RB, Texas Tech
11. Worthy, Gary, RB, Wilmington
- 12a. Williams, Oliver, WR, Illinois (from SF)
- 12b. Choice to San Diego

1984 (May 1-2)

1. Marshall, Wilber, LB, Florida
2. Rivera, Ron, LB, California
3. Humphries, Stefan, G, Michigan
4. Andrews, Tom, G, Louisville
5. Choice to Washington
6. Choice to Dallas
7. Robertson, Nakita, RB, Cent. Arkansas
8. Anderson, Brad, WR, Arizona
- 9a. Choice to San Francisco
- 9b. Casale, Mark, QB, Montclair State (from Cleveland)
- 10a. Vestman, Kurt, TE, Idaho
- 10b. Gayle, Shaun, DB, Ohio State (from Cleveland)
- 11a. Choice to LA Rams
- 11b. Butkus, Mark, DT, Illinois (from CLE)
- 12a. Choice to Miami
- 12b. Jordan, Donald, RB, Houston (from Cleveland)

1985 (Apr 30 - May 1)

1. Perry, William, DT, Clemson
2. Phillips, Reggie, DB, SMU
3. Maness, James, WR, TCU
4. Butler, Kevin, K, Georgia
5. Choice to New York Jets
6. Choice to LA Rams
7. Bennett, Charles, DE, SW Louisiana
8. Buxton, Steve, T, Indiana State
9. Sanders, Thomas, RB, Texas A&M
10. Coryatt, Pat, DT, Baylor
11. Morrissey, Jim, LB, Michigan State
12. Choice to San Diego

1986 (Apr 29-30)

1. Anderson, Neal, RB, Florida
2. Jackson, Vestee, DB, Washington
3. Williams, David, WR, Illinois
4. Blair, Paul, T, Oklahoma State
5. Barnes, Lew, WR, Oregon
6. Powell, Jeff, RB, Tennessee
7. Jones, Bruce, DB, North Alabama
8. Douglass, Maurice, DB, Kentucky
9. Teltschik, John, P, Texas
10. Hundley, Barton, DB, Kansas State
11. Kozlowski, Glen, WR, BYU
12. Choice to San Diego

1987 (Apr 28-29)

1. Harbaugh, Jim, QB, Michigan
2. Morris, Ron, WR, SMU
3. Choice to Cleveland through LA Rams for Doug Flutie
- 4a. Smith, Sean, DE, Grambling (from Los Angeles Rams)
- 4b. Choice to LA Raiders
- 5a. Bryan, Steve, DE, Oklahoma (from Houston)
- 5b. Johnson, Will, LB, DE, NE Louisiana
- 6a. Adickes, John, C, Baylor (from Los Angeles Raiders)
- 6b. Choice to Los Angeles Rams
7. Harris, Archie, T, William & Mary
8. Miglizzo, Paul, LB, Oklahoma
9. Heimuli, Lakei, FB, BYU
10. Chapura, Dick, DT, Missouri
11. Jessie, Tim, RB, Auburn
12. Jeffries, Eric, DB, Texas

1988 (Apr 24-25)

- 1a. Muster, Brad, FB, Stanford
- 1b. Davis, Wendell, WR, LSU (from WAS for Wilber Marshall)
2. Jones, Dante, LB, Oklahoma
3. Jarvis, Ralph, DE, Temple
4. Thornton, Jim, TE, Cal. St.-Fullerton
5. Johnson, Troy, LB, Oklahoma
6. Stinson, Lemuel, CB, Texas Tech
7. Rentie, Caesar, T, Oklahoma
- 8a. Tate, David, S, Colorado (from NE for Doug Flutie)
- 8b. Reed, Harvey, RB, Howard
9. Magee, Rogie, WR, LSU
10. Porter, Joel, T, Baylor
11. Forch, Steve, LB, Nebraska
12. Clark, Greg, LB, Arizona State

**1989 (Apr 23-24)**

- 1a. Woolford, Donnell, DB, Clemson
(from LA Raiders for Willie Gault)
- 1b. Armstrong, Trace, DE, Florida
(from WAS for Wilber Marshall)
- 1c. (To Miami for Dolphins' 2nd and 3rd-round picks)
- 2a. Roper, John, LB, Texas A&M
(from MIA for CHI first-round pick)
- 2b. Zawatson, Dave, T, California
- 3a. Fontenot, Jerry, C, Texas A&M
(from MIA for CHI first-round pick)
- 3b. Choice to Philadelphia
- 4a. Paul, Markus, S, Syracuse
(from LA Raiders for fourth- and sixth-rounders)
- 4b. Choice to WAS through LA Raiders
- 5a. Green, Mark, RB, Notre Dame
(from Philadelphia)
- 5b. Gilbert, Greg, LB, Alabama
6. Choice to LA Raid with CHI fourth for Raiders' fourth
- 7a. Brothers, Richard, S, Arkansas
(from Philadelphia)
- 7b. Snyder, Brent, QB, Utah State
- 8a. Woods, Tony, DT, Oklahoma
(from Philadelphia)
- 8b. Dyko, Chris, T, Washington State
- 9a. Harper, LaSalle, LB, Arkansas
(from Philadelphia)
- 9b. Sanders, Byron, RB, Northwestern
- 10a. Millikan, Todd, TE, Nebraska
(from Philadelphia)
- 10b. Simpson, John, WR, Baylor
- 11a. Nelms, Joe, DT, California
(from Philadelphia)
- 11b. Streeter, George, S, Notre Dame
- 12a. Weygand, Freddy, WR, Auburn
(from Philadelphia)
- 12b. Phillips, Anthony, G, Oklahoma

1990 (Apr 22-23)

1. Carrier, Mark, S, USC
- 2b. Washington, Fred, DT, TCU
- 2b. Cox, Ron, LB, Fresno State
(from SD in McMahon trade)
- 3a. Ryan, Tim, DT, USC
- 3b. Willis, Peter Tom, QB, Florida State
(from Raiders in Willie Gault trade)
4. Moss, Tony, WR, LSU
5. Chaffey, Pat, FB, Oregon State
6. Mangum, John, DB, Alabama
- 7a. Choice to LA Raiders
- 7b. Anderson, Bill, C, Iowa
(from Raiders for CHI seventh-round pick)
8. Rouse, James, RB, Arkansas
9. Bailey, Johnny, RB, Texas A&M
10. Price, Terry, DT, Texas A&M
- 11a. White, Brent, DE, Michigan
- 11b. Matusz, Roman, T, Pittsburgh
(from Raiders for CHI seventh-round pick)
12. Cooney, Anthony, DB, Arkansas

1991 (Apr 21-22)

1. Thomas, Stan, T, Texas
2. Zorich, Chris, DT, Notre Dame
3. Gardocki, Chris, P/K, Clemson
4. Johnson, Joe, CB, NC State
5. Morgan, Anthony, WR, Tennessee
6. Lewis, Darren, RB, Texas A&M
7. Justin, Paul, QB, Arizona State
8. Horton, Larry, DB, Texas A&M
9. Stonebreaker, Michael, LB, No. Dame
10. Backes, Tom, DE, Oklahoma
11. Long, Stacy, G, Clemson
12. Cook, John, DT, Washington

1992 (Apr 26-27)

1. Spellman, Alonzo, DT, Ohio State
2. Auzenne, Troy, T, California
3. Lincoln, Jeremy, CB, Tennessee
4. Furrer, Will, QB, Virginia Tech
5. Harrison, Todd, TE, NC State
6. Berry, Mark, DB, Texas
7. Brown III, John, WR, Houston
8. (Choice to NYJ on 8/18/91 for Ron Mattes)
9. Jurkovic, Mirko, G, Notre Dame
10. Fisher, Nikki, FB, Virginia
11. Age, Louis, T, SW Louisiana
12. Wilson, Chris, LB, Oklahoma

1993 (Apr 25-26)

1. Conway, Curtis, WR/KR, USC
2. Simpson, Carl, DT, Florida State
3. Gedney, Chris, TE, Syracuse
- 4a. Choice to Indianapolis for fourth- and sixth-round picks
- 4b. Perry, Todd, G, Kentucky (from CLE in Jay Hilgenberg trade)
- 4c. Baker, Myron, LB, La. Tech (from IND)
- 4d. Fontenot, Al, DE, Baylor
(from GB for CHI 5th and 6th from IND)
5. (Traded with 6th-round pick to GB for 4th-round)
6. Hoffmann, Dave, MLB, Washington
7. Johnson, Keshon, CB, Arizona
8. (To Seattle for restricted free agent Joe Cain)

1994 (Apr 24-25)

1. Thierry, John, DE, Alcorn State
2. Spears, Marcus, T, NW St. (LA)
3. Flanigan, Jim, DT, Notre Dame
4. Harris, Raymont, FB, Ohio State
5. (from Dallas on 8/17/93 with V. Smith and Minter for Roper, Blackwell, and Paul; traded to Pittsburgh 10/19/93 for Tim Worley)
6. Hill, Lloyd, WR, Texas Tech
7. Collier, Dennis, S, Colorado

1995 (Apr 22-23)

1. Salaam, Rashaan, RB, Colorado
- 2a. Riley, Pat, DL, Miami (FL)
- 2b. Sauerbrun, Todd, P, West Virginia
(from Miami on 4/4/95 for Trace Armstrong)

- 3a. Harris, Sean, LB, Arizona
- 3b. Pilgrim, Evan, G, BYU
(from Miami for Trace Armstrong)
4. Jackson, Jack, WR, Florida
5. (To Pittsburgh on 4/29/94 for Jeff Graham)
- 6a. Gales, Kenny, CB, Wisconsin
- 6b. Reeves, Carl, DE, North Carolina St.
(from Dallas 8/17/93)
7. Cox, Jamal, LB, Georgia Tech

1996 (Apr 20-21)

- 1a. Harris, Walt, CB, Miss. St. (from STL)
- 1b. (To STL with third- and sixth-round picks for first-round pick)
2. Engram, Bobby, WR, Penn St.
3. (Traded to STL with CHI first- and sixth-round picks)
4. Grasmanis, Paul, DT, Notre Dame
5. Villarrial, Chris, C/G, Indiana (PA)
- 6a. Clark, Jon, T, Temple
- 6b. (To STL - CHI got pick from DAL in Jim Schwartz trade 8/28/94)
- 7a. Keyes, Marcus, DT, North Alabama
- 7b. Hicks, Michael, RB, So. Car. State
(Compensatory pick)

1997 (Apr 19-20)

1. (To SEA for QB Rick Mirer and 1997 4th round pick)
2. Allred, John, TE, USC
(From St. Louis for 1997 2nd and 6th round picks)
3. Sapp, Bob, G, Washington
- 4a. Autry, Darnell, RB, Northwestern
(From Seattle in Mirer trade)
- 4b. Robinson, Marcus, WR, So. Carolina
5. Hiles, Van, S, Kentucky
- 6a. (To STL in 1997 2nd round pick swap)
- 6b. Swayda, Shawn, DE, Arizona State
(Compensatory pick)
- 6c. Parker, Ricky, S, San Diego State
(Compensatory pick)
- 6d. Hogans, Richard, LB, Memphis
(Compensatory pick)
- 7a. Miano, Mike, DT, SW Mo. State
- 7b. Thomas, Marvin, DE, Memphis
(Compensatory pick)

1998 (Apr 18-19)

1. Enis, Curtis, RB, Penn State
2. Parrish, Tony, S, Washington
3. Kreutz, Olin, C-G, Washington
4. Mayes, Alonzo, TE, Oklahoma State
5. (Pick traded to Kansas City for WR Chris Penn)
- 6a. Draft, Chris, LB, Stanford
- 6b. **Mannely, Patrick, T, Duke**
(Compensatory pick)
- 7a. (Pick traded to Jacksonville for OL Jimmy Herndon)
- 7b. Overhauser, Chad, G, UCLA
(Pick from SF for LB Anthony Peterson)
- 7c. Moreno, Moses, QB, Colorado State
(Compensatory pick)

1999 (Apr 17-18)

- 1a. (To WAS for first-, third-, fourth- and fifth-round picks and a third-round pick in 2000)
- 1b. McNown Cade, QB, UCLA (from Washington)
- 2a. (To WAS for second- and fifth-round picks)
- 2b. (To OAK with fourth-rounder for second-, third- and fourth-round picks)
- 2c. Davis, Russell, DL, North Carolina (from Oakland)
- 3a. Tucker, Rex, OL, Texas A&M
- 3b. Bates, D'Wayne, WR, Northwestern (from Washington)
- 3c. Booker, Marty, WR, NW Louisiana (from Oakland)
- 4a. Holdman, Warrick, LB, Texas A&M (from Washington)
- 4b. Colvin, Rosevelt, DE, Purdue (from Oakland)
- 5a. (To San Diego in 6/98 for Sean Lee)
- 5b. Wisne, Jerry, OL, Notre Dame (from Washington)
- 5c. Samuel, Khari, LB, UMass (from Washington)
- 5d. Azumah, Jerry, CB, New Hampshire (from Kansas City)
- 6a. (To Cleveland for sixth- and seventh-round picks)
- 6b. Cook, Rashard, S, USC (from Cleveland)
- 7a. (To Cleveland for two seventh-round picks)
- 7b. (To Green Bay for Glyn Milburn)
- 7c. Sanford, Sulcio, WR, Mid. Tenn. St. (from Cleveland)
- 7d. Finn, Jim, FB, Pennsylvania (from Cleveland)

2000 (Apr 15-16)

1. Urlacher, Brian, LB, New Mexico
2. Brown, Mike, S, Nebraska
- 3a. White, Dez, WR, Georgia Tech
- 3b. Lyman, Dustin, TE, Wake Forest (from Washington)
- 4a. (to STL for fourth-, fifth- and seventh-round picks)
- 4b. Austin, Reggie, CB, Wake Forest (from St. Louis)
- 5a. (to New Orleans for WR Eddie Kennison)
- 5b. (to San Francisco for sixth- and seventh-round picks)
- 6a. Murphy, Frank, RB, Kansas State (from San Francisco)
- 6b. Edinger, Paul, K, Michigan State
- 7a. (to Cleveland with another seventh for three seventh-rounders)
- 7b. (to Tennessee for LB Lemanski Hall)
- 7c. Cotton, James, DE, Ohio State (from Cleveland)
- 7d. (to Miami for P Brent Bartholomew)
- 7e. Green, Michael, S, NW St. (LA) (from Cleveland)

2001 (Apr 21-22)

1. Terrell, David, WR, Michigan
2. Thomas, Anthony, RB, Michigan
3. Gandy, Mike, OG, Notre Dame
4. Riley, Karon, DE, Minnesota
5. Robertson, Bernard, OG, Tulane
6. (to SF for DB R.W. McQuarters)
7. Capel, John, WR, Florida

2002 (Apr 20-21)

1. Colombo, Marc, OT, Boston College
2. (To Dallas)
- 3a. Williams, Roosevelt, CB, Tuskegee (from Dallas)
- 3b. Metcalf, Terrence, T-G, Mississippi
4. Brown, Alex, DE, Florida
- 5a. Gray, Bobby, SS, Louisiana Tech (from Dallas)
- 5b. Knight, Bryan, LB, Pittsburgh
- 6a. Peterson, Adrian, RB, Ga. Southern (from Miami)
- 6b. Elliott, Jamin, WR, Delaware
- 6c. Fletcher, Bryan, TE, UCLA (Compensatory)
7. (To Miami)

2003 (Apr 26-27)

- 1a. Haynes, Michael, DE, Penn State (from New England through Buffalo)
- 1b. Grossman, Rex, QB, Florida (from NY Jets)
2. Tillman, Charles, CB, La.-Lafayette
3. Briggs, Lance, LB, Arizona
- 4a. Johnson, Todd, FS, Florida
- 4b. Scott, Ian, DT, Florida (from NY Jets)
- 5a. Wade, Bobby, WR, Arizona
- 5b. Gage, Justin, WR, Missouri (from Jacksonville)
- 5c. LaFavor, Tron, DT, Florida (Compensatory)
- 6a. Odom, Joe, LB, Purdue (from Miami)
- 6b. Forsey, Brock, RB, Boise State (Compensatory)
7. Anderson, Bryan, G, Pittsburgh (Compensatory)

2004 (Apr 24-25)

1. Harris, Tommie, DT, Oklahoma
2. Johnson, Tank, DT, Washington
3. Berrian, Bernard, WR, Fresno State
- 4a. Vasher, Nathan, CB, Texas
- 4b. Joe, Leon, LB, Maryland (from SF)
- 5a. Harriott, Claude, DE, Pittsburgh (from San Francisco)
- 5b. Krenzel, Craig, QB, Ohio State
6. (to Washington for FB Bryan Johnson)
7. Marshall, Alfonso, CB, Miami (FL)

2005 (Apr 23-24)

1. Benson, Cedric, RB, Texas
2. Bradley, Mark, WR, Oklahoma
3. (to Miami for DE Adewale Ogunleye)
4. Orton, Kyle, QB, Purdue
5. Currie, Airese, WR, Clemson
6. Harris, Chris, S, Louisiana-Monroe
7. Wilson, Rodriques, LB, South Carolina

2006 (Apr 29-30)

1. (to Buffalo for second- and third- round picks)
- 2a. Manning, Danieal, S, Ab. Christian (from Buffalo)
- 2b. Hester, Devin, CB, Miami (FL)
- 3a. Dvoracek, Dusty, DT, Oklahoma (from Buffalo)
- 3b. (to Carolina for CB Ricky Manning, Jr.)
4. Williams, Jamar, LB, Arizona State
5. Anderson, Mark, DE, Alabama
- 6a. Runnels, J.D., FB, Oklahoma
- 6b. Reed, Tyler, G, Penn State (from Seattle)
7. (to Miami for LB Brendon Ayanbadejo)

2007 (Apr 28-29)

1. Olsen, Greg, TE, Miami (FL)
- 2a. (to San Diego from Washington through NY Jets)
- 2b. Bazuin, Dan, DE, Central Michigan (from SD)
- 2c. (to Green Bay from NY Jets for RB Thomas Jones)
- 3a. Wolfe, Garrett, RB, Northern Illinois (from SD)
- 3b. Okwo, Michael, LB, Stanford
4. Beekman, Josh, G, Boston College
- 5a. Payne, Kevin, S, Louisiana-Monroe (from SD)
- 5b. Graham, Corey, DB, New Hampshire
6. (to Washington for S Adam Archuleta)
- 7a. McBride, Trumaine, CB, Mississippi (from SF through CLE)
- 7b. Brant, Aaron, T, Iowa State

2008 (Apr 26-27)

1. Williams, Chris, OT, Vanderbilt
2. Forté, Matt, RB, Tulane
- 3a. Bennett, Earl, WR, Vanderbilt (from San Francisco)
- 3b. (to San Francisco)
- 3c. Harrison, Marcus, DT, Arkansas (from San Diego)
- 4a. (to Miami)
- 4b. Steltz, Craig, S, LSU (from TB)
- 5a. Bowman, Zackary, CB, Nebraska (from Carolina)
- 5b. (to Dallas through Buffalo and Jacksonville)
- 5c. Davis, Kellen, TE, Michigan State (from SEA through JAX and TB)
6. (to Tampa Bay)
- 7a. Baldwin, Ervin, DE, Mich. State (from Miami)
- 7b. Adams, Chester, G, Georgia
- 7c. LaRocque, Joey, LB, Oregon State (Compensatory)
- 7d. Barton, Kirk, T, Ohio State (Compensatory)
- 7e. Monk, Marcus, WR, Arkansas (Compensatory)



CHICAGO BEARS YEAR-BY-YEAR DRAFT PICKS

2009 (Apr 26-27)

- (to Denver for QB Jay Cutler)
- (to Seattle)
- (to Denver for QB Jay Cutler)
- Gilbert, Jarron, DT, San Jose State (from Seattle)
- Iglesias, Juaquin, WR, Oklahoma (Compensatory)
- Melton, Henry, DE, Texas (from Seattle)
- Moore, D.J., CB, Vanderbilt
- Knox, Johnny, WR, Ab. Christian (from Denver via Seattle)
- Freeman, Marcus, LB, Ohio State
- Afalava, Al, S, Oregon State
- (to TB for G Dan Buenning)
- Louis, Lance, TE, San Diego State (Compensatory)
- Kinder, Derek, WR, Pittsburgh (Compensatory)

2010 (Apr 22-24)

- (to Denver for QB Jay Cutler)
- (to Tampa Bay for DE Gaines Adams)
- Wright, Major, S, Florida
- Wootton, Corey, DE, Northwestern
- Moore, Joshua, CB, Kansas State
- LeFevour, Dan, QB, Central Mich.
- Webb, J'Marcus, T, West Texas A&M

2011 (Apr 28-30)

- Carimi, Gabe, T, Wisconsin
- Paea, Stephen, DT, Oregon State
- (to Washington for 2nd & 4th rd. picks)
- Conte, Chris, S, California
- (to Washington)
- Enderle, Nathan, QB, Idaho
- Thomas, J.T., LB, West Virginia
- Unga, Harvey, RB, BYU (selected in 2010 Supplemental Draft)

2012 (Apr 26-28)

- McClellin, Shea, DE, Boise State
- Jeffery, Alshon, WR, South Carolina
- (to Miami for WR Brandon Marshall from Carolina)
- Hardin, Brandon, S, Oregon State
- Rodriguez, Evan, TE, Temple
- (to St. Louis)
- Frey, Isalah, CB, Nevada
- McCoy, Greg, CB, TCU

2013 (Apr 25-27)

- Long, Kyle, G, Oregon
- Bostic, Jonathan, LB, Florida
- (to Miami for WR Brandon Marshall from Carolina)
- Greene, Khaseem, LB, Rutgers
- (to Atlanta for 5b)
- Mills, Jordan, T, Louisiana Tech
- Washington, Cornelius, DE, Georgia
- (to NE for Brian Price from TB)
- (from Atlanta) Wilson, Marquess, WR, Wash. St.

MOST SELECTED BY POSITION

The following reflects the amount of players selected by the Bears at each position in the first seven rounds of the NFL draft dating back to 1936 (at least two or more selections).

Round 1

Pos Tot Last Selection

RB	16	2005, Cedric Benson
T	13	2011, Gabe Carimi
DE	9	2012, Shea McClellin
B	8	1959, Don Clark
QB	8	2003, Rex Grossman
LB	6	2000, Brian Urlacher
WR	6	2001, David Terrell
DT	4	2004, Tommie Harris
E	3	1956, Menan "Tex" Schriewer
C	3	1963, Dave Behrman
HB	2	1955, Ron Drzewiecki
DB	2	1989, Donnell Woolford
CB	2	1996, Walt Harris
G	2	2013, Kyle Long
S	2	1990, Mark Carrier
TE	2	2007, Greg Olsen

Round 2

Pos Tot Last Selection

RB	11	2008, Matt Forte
CB	9	2006, Devin Hester
DT	7	2011, Stephen Paea
T	7	1994, Marcus Spears
WR	7	2012, Alshon Jeffery
B	6	1957, Jim Swink
LB	6	2013, Jonathan Bostic
S	4	2006, Daniele Manning
QB	3	1973, Gary Huff
DE	2	2007, Dan Bazuin
DL	2	1999, Russell Davis
E	2	1943, Rudy Smeja
HB	2	1964, Pat Crain
TE	2	1997, John Allred

Round 3

Pos Tot Last Selection

WR	12	2009, Juaquin Iglesias
G	9	2001, Mike Gandy
B	8	1961, Claude Gibson
T	7	2002, Terrence Metcalf

DT	6	2009, Jarron Gilbert
E	6	1962, Bill Hull
RB	6	2007, Garrett Wolfe
S	6	2012, Brandon Hardin
QB	4	1990, Peter Tom Willis
TE	4	2000, Dustin Lyman
C	3	1998, Olin Kreutz
DE	3	1988, Ralph Jarvis
HB	3	1967, Gary Lyle
LB	3	2007, Michael Okwo
CB	2	2002, Roosevelt Williams

Round 4

Pos Tot Last Selection

T	10	1986, Paul Blair
G	9	2007, Josh Beekman
LB	8	2013, Khaseem Greene
B	7	1957, Jack Johnson
DE	7	2010, Corey Wootton
E	7	1963, Stan Sanders
CB	6	2009, D.J. Moore
RB	6	1997, Darnell Autry
S	5	2008, Craig Steltz
DB	4	1976, Wayne Rhodes
TE	4	2012, Evan Rodriguez
DT	3	2003, Ian Scott
QB	3	2005, Kyle Orton
WR	3	1997, Marcus Robinson
C	2	1951, Bob Moser
HB	2	1964, Frank Buda

Round 5

Pos Tot Last Selection

G	7	2001, Bernard Robertson
WR	7	2009, Johnny Knox
B	6	1961, Keith Lincoln
LB	6	2009, Marcus Freeman
T	6	2013, Jordan Mills
CB	5	2010, Joshua Moore
E	5	1962, Mac Burton
C	4	1980, Paul Tabor
TE	4	2008, Kellen Davis

DE	3	2006, Mark Anderson
QB	3	2011, Nathan Enderle
RB	3	1989, Mark Green
S	3	2007, Kevin Payne
DT	2	2003, Tron LaFavor
FB	2	1990, Pat Chaffey

Round 6

Pos Tot Last Selection

B	14	1961, George Fleming
LB	8	2011, J.T. Thomas
T	8	1996, Jon Clark
QB	7	2010, Dan LeFevour
RB	7	2006, J.D. Runnels
G	6	2006, Tyler Reed
S	6	2009, Al Afalava
C	5	1987, John Adickes
E	5	1964, Jimmy Jones
CB	4	2012, Isalah Frey
DE	5	2013, Cornelius Washington
DB	2	1992, Mark Berry
TE	2	2002, Bryan Fletcher
WR	2	2002, Jamin Elliott

Round 7

Pos Tot Last Selection

T	12	2010, J'Marcus Webb
WR	11	2013, Marquess Wilson
B	8	1965, Mickey Sutton
CB	6	2012, Greg McCoy
DE	6	2008, Ervin Baldwin
E	6	1967, John Truitt
LB	6	2008, Joey LaRocque
QB	6	1998, Moses Moreno
G	6	2009, Lance Louis
RB	5	2011, Harvey Unga
DT	4	1997, Mike Milano
S	4	2000, Michael Green
C	3	1990, Bill Anderson
HB	3	1955, Bruce Sturgess

This is a list of the jersey numbers and the players who wore them in the regular season (not pre-season or training camp). The Bears are trying to update this to represent the years they wore the number (as opposed to the years they played with the Bears). If you have information, please write to: Bears PR, 1920 Football Drive, Lake Forest, IL 60045. Special thanks to Dallas Himm and Bob Wolf who helped compile this list.

1

Jim Conzelman (1920)
 Jake Lanum (1920-24)
 Oscar Johnson (1924)
 Paddy Driscoll (1926-29)
 Lee Artoe (1945)
 Jeff Jaeger (1996-99)
 Ryan Quigley (2012)

2

Ed Sternaman (1920-30)
 Joe LeFleur (1922-25)
 Ralph King (1925)
 Link Lyman (1926-34)
 Dick Nesbitt (1930-33)
 Bill Pollock (1935-36)
 Gary Famiglietti (1938-45)
 Doug Flutie (1986)
 Will Furrer (1992)
 Mike Horan (1998)
 Paul Edinger (2000-04)
 Jason Campbell (2012)

3

Robert Koehler (1920-21)
 Clifford Ashburn (1930)
 Bronko Nagurski (1930-37; 43)
 Albert Johnson (1938)
 Lewis Hamity (1941)
 Dante Magnani (1943, 46, 49)
 Jim Fordham (1944-45)
 Eddie Allen (1947)
 Wally Dreyer (1949)

RETIRED FOR NAGURSKI

4

Pard Pearce (1920-22)
 Johnny Bryan (1922-25)
 Joe Sternaman (1922-29)
 Keith Molesworth (1931-38)

Reino Nori (1938)
 Harry Clarke (1940-43)
 Dante Magnani (1943, 46, 49)
 Frank Maznicki (1942)
 Tip Mooney (1944-46)
 Nick Sacrinty (1947)
 John Roveto (1982)
 Steve Fuller (1984-87)
 Jim Harbaugh (1988-93)
 Steve Walsh (1994-95)
 Moses Moreno (1998)
 Brad Maynard (2001-10)

5

Charley Dressen (1920)
 Ken Huffine (1921)
 Carl Hanke (1922)
 George Bolan (1921-24)
 Laurie Walquist (1922-31)
 Bill Buckler (1926-31)
 George Corbett (1932-38)
 Anton Stolfa (1939)
 Robert MacLeod (1939-40)
 George McAfee (1940-50)
 Billy Stone (1951-54)

RETIRED FOR MCAFEE

6

Sid Gepford (1920)
 Jim Kendricks (1924)
 Hec Garvey (1922-25)
 Bill Senn (1926-31)
 Bernie Leahy (1932)
 Gene Ronzani (1933-40)
 John Siegal (1939-43)
 Don Kindt (1947-56)
 Hans Nielsen (1981)
 Kevin Butler (1985-95)
 Jay Cutler (2009-12)

7

George Halas (1920-29)
 Joseph Lintzenich (1930-31)
 John Sisk (1932-36)
 Ernest Rentner (1936-37)
 John Oelerich (1938)
 Edgar Manske (1938-40)
 Bill Geyer (1942)
 Ed Sprinkle (1944-55)
 John Huarte (1972)
 Bob Avellini (1975-84)

RETIRED FOR HALAS

8

Leo Johnson (1920)
 Pete Stinchcomb (1921-22)
 Johnny Bryan (1922-25)
 Roy White (1923-27)
 Carl Brumbaugh (1930-37)
 Al Moore (1932)
 George Grosvenor (1935-36)
 Charles Heileman (1939)
 Hugh Gallarneau (1941-42, 45-47)
 Dante Magnani (1943, 46, 49)
 Bill Glenn (1944-45)
 James Canady (1948-49)
 Vince Evans (1977-83)
 Maury Buford (1985-86, 89-91)
 Mike Hohensee (1987)
 Pat O'Neill (1995)
 Carlos Huerta (1996)
 Cade McNown (1999-2000)
 Rex Grossman (2003-08)
 Adam Podlesh (2011-12)

9

Johnny Bryan (1922-25)
 Roy White (1923-27)
 Clifford Lemon (1926)
 Walter Holmer (1929-30)
 Paul Franklin (1930-34)
 John Bettridge (1937)
 Ray Buivid (1937-38)
 Bill Osmanski (1939-45)
 Dick Flanagan (1948-49)
 Bob Williams (1951-53)
 William Wade (1961-66)
 Virgil Carter (1977)
 John Roveto (1981)
 Jim McMahon (1982-88)
 Shane Matthews (1993-96, 99-01)
 Chad Hutchinson (2004)
 Robbie Gould (2005-12)

**10**

Burt Ingwerson (1920-21)
 Gus Fetz (1923)
 Oscar Johnson (1924)
 Milton Romney (1925-29)
 Leland Eines (1929)
 Leo Jensvold (1931)
 Jack Manders (1933-40)
 Arthur Buss (1934-35)
 John Petty (1942)
 Noah Mullins (1946-49)
 Al Campana (1950-53)
 Tom O'Connell (1953)
 Rudy Bukich (1963-68)
 Bobby Douglass (1970-76)
 John Duvic (1987)
 Peter Tom Willis (1990-93)
 Anthony Brooks (1993-94)
 Mark Butterfield (1996)
 Jaret Holmes (1999)
 Louie Aguiar (2000)
 Henry Burris (2002)
 Kordell Stewart (2003)
 Doug Brien (2005)
 Richmond McGee (2009)
 Todd Collins (2010)
 Nathan Endelre (2011)
 Olindo Mare (2012)

11

Andy Feichtinger (1920-21)
 Oscar Knop (1923-28)
 Leland Eines (1929)
 Lennon Blackman (1930)
 Link Lyman (1926-34)
 Harold Ely (1932)
 John Doehring (1932-37)
 Clifford Hansen (1933)
 Arthur Buss (1934-35)
 Joe Maniaci (1938-42)
 Frank Morris (1942)
 Bill Geyer (1943, 46)
 Russ Reader (1947)
 Fred Evans (1948)
 Julie Rykovich (1949-51)
 Jim Haluska (1956)
 Jack Concannon (1967-71)
 Virgil Carter (1976)
 Greg Landry (1984)
 Kevin Brown (1987)
 Brian Gowins (1999)

Mark Hartsell (2000)
 Jeff Blake (2005)
 Roy Williams (2011)

12

Jerry Jones (1920-21)
 Lou Usher (1920)
 Abe Yourist (1923)
 Link Lyman (1926-34)
 John Ryan (1929)
 Frank Sullivan (1935-39)
 Anton Stolfa (1939)
 Harold Lahar (1941-43)
 Jim Benton (1943)
 Abe Croft (1944-45)
 Walter Lamb (1946)
 Steve Romanik (1950-53)
 Zeke Bratkowski (1954-59)
 Dick Norman (1961-62)
 Larry Rakestraw (1964-67)
 Rusty Lisch (1984)
 Steve Bradley (1987)
 Erik Kramer (1994-98)
 Brent Bartholomew (2000)
 Chris Chandler (2002-03)
 Jonathan Quinn (2004)
 Justin Gage (2005-06)
 Caleb Hanie (2009-11)
 Josh McCown (2012)

13

Guy Chamberlin (1920-21)
 George Trafton (1920-32)
 Joe Stydahar (1936-46)
 Monte Merkel (1942-43)
 Jake Sweeney (1944)
 Frank Ramsey (1945)
 Bob Snyder (1945)
 Thurman Garrett (1947-48)
 Jack Dugger (1949)
 Rick Mirer (1997)
 Johnny Knox (2009-12)

14

Kile MacWherter (1920)
 JR Taylor (1921-22)
 Fred Larson (1922)
 Link Lyman (1926-34)
 Harold Cunningham (1929)
 Frank Don Pauley (1930)
 Lloyd Burdick (1931-32)

Fred Crawford (1934-35)
 Dick Plasman (1937-41, 44)
 Chuck Drulis (1942)
 George Zorich (1944-46)
 Ed Cifers (1947-48)
 Wayne Hansen (1950-59)
 Willie Thrower (1953)
 Ken Gorgal (1955-56)
 Rudy Bukich (1958-59, 62)
 Bobby Douglass (1969)
 Buddy Lee (1971)
 Jim Harbaugh (1987)
 Ben Bennett (1988)
 Brian Griese (2006-07)
 Brett Basanez (2009)
 Eric Weems (2012)

15

Jim Conzelman (1920)
 Walter Veach (1920)
 Harry Englund (1920-23)
 Pat Flaherty (1923)
 Verne Mullen (1923-25)
 Bill Fleckenstein (1925-30)
 William Buckler (1926-31)
 Henry Hammond (1937)
 Al Matuza (1941-45)
 Forest Masterson (1945)
 Mike Holovak (1947-48)
 Curley Morrison (1950-53)
 Ed Brown (1954-61)
 Virgil Carter (1968-69)
 Mirro Roder (1973-74)
 Mike Phipps (1977-81)
 Dave Finzer (1984)
 Bryan Wagner (1987-88)
 Jim Miller (1999-2002)
 Josh McCown (2011)
 Brandon Marshall (2012)

16

Randolph Young (1920)
 Russell Smith (1921-23)
 Ed Healey (1922-27)
 William Buckler (1926-31)
 John Polisky (1929)
 Henry Anderson (1931)
 Charles Braidwood (1932)
 Harry Richman (1929)
 Bronko Nagurski (1930-39)
 George Musso (1933-44)

Milt Vucinich (1945)
 Rudy Mucha (1945-46)
 Hank Norberg (1948)
 George Blanda (1949-58)
 Ed Cody (1949-51)
 Kent Nix (1970-71)
 Bob Thomas (1975-84)
 Tim Lashar (1987)
 Todd Sauerbrun (1995-99)
 Craig Krenzel (2004)
 Mark Bradley (2005-08)

17

Ross Petty (1920)
 Ralph Scott (1921-25)
 Fred Larson (1922)
 Elmer Wynne (1928)
 George Lyon (1929)
 Everett Nelson (1929)
 Milton Frump (1930)
 Jim Pederson (1932)
 Joe Zeller (1938)
 Bob Snyder (1939-43)
 Pete Gudauskas (1943-44)
 Richie Petitbon (1959-68)
 Cliff Hardy (1971)
 Ike Hill (1973-74)
 Tom Barnhardt (1987)
 Sean Payton (1987)
 Quintin Smith (1990)
 Chris Gardocki (1992-94)
 Dave Krieg (1996)
 Danny Wuerffel (2001)
 Cory Sauter (2002)
 Airese Currie (2006)
 Juaquin Iglesias (2009)
 Alshon Jeffery (2012)

18

JL Shank (1920)
 Heartley "Hunk" Anderson (1922-27)
 Ed Anderson (1923)
 Richard Murry (1924)
 Don Murry (1924-31)
 Edward Michaels (1935)
 Jim Mooney (1935)
 Joe Stydahar (1936-46)
 Edgar Manksie (1937)
 Alec Shellog (1939)
 Adolph Kissell (1942)
 Joe Osmanski (1946-49)
 Fred Negus (1950)
 Ron Knox (1957)

Jerry Moore (1971-72)
 Mike Tomczak (1985-90)
 Steve Stenstrom (1995-98)
 Chris Boniol (1999)
 Kyle Orton (2005-08)
 Dane Sanzenbacher (2011-12)

19

Chester May (1920)
 Walter "Red" May (1920)
 George Bolan (1921-24)
 Frank Hanny (1922-26)
 Earl Evans (1926-29)
 Lemon Blackmon (1930)
 Eugene Smith (1930)
 Latham Flanagan (1931)
 Charles Tackwell (1931-33)
 Dick Stahlman (1933)
 Ed Kawal (1931-36)
 Lou Gordon (1938)
 John Siegal (1939-43)
 Phil Martinovich (1940)
 Bill Hempel (1942)
 Nick Kerasotis (1942-44)
 Dominic Sigillo (1943-44)
 Peter Perez (1945)
 Don Perkins (1945-46)
 Harper Davis (1950)
 Gary Huff (1973-76)
 Ray Stachowicz (1983)
 Carl Ford (2005)
 Devin Aromashodu (2009-10)
 Joe Anderson (2012)

20

Jack Mintun (1921-22)
 Paddy Driscoll (1926-29)
 Ted Drews (1928)
 Zuck Carlson (1929-36)
 Fred Dreher (1938)
 Bob Nowaskey (1940-42)
 James Logan (1942-43)
 Fred Mundee (1943-45)
 Jim Keane (1946-51)
 Ray Gene Smith (1954-47)
 Pete Johnson (1959)
 Justin Rowland (1960)
 Bobby Jackson (1961)
 Joe Taylor (1967-74)
 Mike Adamle (1975-76)
 Reuben Henderson (1981-82)
 Kevin Potter (1983-84)
 Thomas Sanders (1985-89)

Mark Carrier (1990-96)
 Corey Dowden (1997)
 James Allen (1998-2001)
 Roosevelt Williams (2002)
 Thomas Jones (2004-06)
 Adam Archuleta (2007)
 Craig Steltz (2008-12)

21

Hugh Blacklock (1920-25)
 Verne Mullen (1923-25)
 Dick Sturtridge (1928-29)
 Daniel McMullen (1930-31)
 Paul Engebretsen (1932)
 Wayland Becker (1934)
 Dan Fortmann (1936-43)
 Chuck Drulis (1945-50)
 Bunny Figner (1953)
 Ron Drzewiecki (1955-56)
 Perry Jeter (1956-57)
 John Arnett (1964-66)
 Cecil Turner (1968-73)
 Dave Gagnon (1974)
 Nemiah Wilson (1975)
 Leslie Frazier (1981-85)
 Reggie Phillips (1987)
 Donnell Woolford (1989-96)
 Darnell Autry (1997)
 Terry Cousin (1998-99)
 R.W. McQuarters (2000-04)
 Rashied Davis (2005)
 Dante Wesley (2006)
 Corey Graham (2007-11)
 Major Wright (2012)

22

Roy Adkins (1920-21)
 Jim McMillen (1924-29)
 Paul Schuette (1930-32)
 William Karr (1933-38)
 Saul Sherman (1939-40)
 Norm Standlee (1941)
 Lloyd Reese (1946)
 Ed Ecker (1947)
 Bobby Layne (1948)
 George Blanda (1949-58)
 SJ Whitman (1953-54)
 Jesse Castete (1956)
 Billy Martin (1962-64)
 Bill Martin (1964-65)
 Charlie Brown (1966-67)
 Ross Montgomery (1969-70)
 Cyril Pinder (1971)



Clifton Taylor (1974)
 Johnny Musso (1975-77)
 Dave Williams (1979-81)
 Dave Duerson (1983-88)
 Johnny Bailey (1990-91)
 Robert Green (1993-96)
 Ronnie Harmon (1997)
 Shawn Wooden (2000)
 Than Merrill (2001)
 Brock Williams (2003)
 Alfonso Marshall (2004)
 Tyler Everett (2006)
 Matt Forté (2008-12)

23

Guy Chamberlain (1920-21)
 Roy White (1925, 27-29)
 Ernie Vick (1927-28)
 Ralph Maillard (1929)
 Lyle Drury (1930-31)
 Gilbert Bergerson (1932-33)
 Victor Zizak (1934)
 Ted Rosequist (1934-36)
 Verne Oech (1936)
 Ernest Renter (1936-37)
 Aldo Forte (1939-42)
 Connie Berry (1942-46)
 Washington Serini (1948-51)
 Jerry Shipkey (1953)
 Dave Whitsell (1961-66)
 Al Dodd (1967)
 Clarence Childs (1968)
 Lee Calland (1969)
 Dick Daniels (1969-70)
 Joe Barnes (1974)
 Len Walterscheid (1977-82)
 Shaun Gayle (1984-94)
 Marty Carter (1995-98)
 Jerry Azumah (1999-2005)
 Devin Hester (2006-12)

24

Lennie High (1920)
 Heartley Anderson (1922-27)
 Chuck Kassel (1927)
 Reginald Russell (1928)
 Luke Johnso (1929-37)
 Frank Bausch (1937-40)
 Billy Hughes (1940-41)
 Fred Davis (1946-51)
 Erich Barnes (1958-60)
 Roosevelt Taylor (1961-68)
 Don Shy (1970-72)

Willie Roberts (1973)
 Virgil Livers (1975-79)
 Jeff Fisher (1981-84)
 Vestee Jackson (1986-89)
 Eric Jefferies (1987)
 Richard Fain (1992)
 Kevin Miniefeld (1993-96)
 Terry Cousin (1997)
 Glyn Milburn (1998-2001)
 Reggie Austin (2002)
 Cameron Worrell (2003-04)
 Ricky Manning, Jr. (2006-07)
 Marcus Hamilton (2008)
 Al Afalava (2009)
 Marion Barber (2011)
 Kelvin Hayden (2012)

25

Garland Grange (1929-31)
 Charles Malone (1933)
 Walter Kiesling (1934)
 Forrest McPherson (1935)
 Ray Nolting (1936-43)
 Jackie Hunt (1945)
 Mike Jarmoluk (1946-47)
 Ed Macon (1952-54)
 JC Caroline (1956-65)
 Linzy Cole (1970)
 Ron Shanklin (1975-76)
 Art Best (1977-78)
 Lonnie Perrin (1979)
 Todd Bell (1981-86)
 Brad Muster (1988-92)
 Keshon Johnson (1993-94)
 Anthony Johnson (1995)
 Pat Eilers (1995)
 Chris Martin (1996)
 Tom Carter (1997-99)
 Thomas Smith (2000)
 Autry Denson (2001)
 Bobby Gray (2002-04)
 Derek Strait (2006)
 Garrett Wolfe (2007-10)
 Armando Allen (2011-12)

26

Jim Kendricks (1924)
 Harold Erickson (1925)
 John Mohardt (1925)
 Henry Vick (1925-27)
 Bert Pearson (1929-34)
 Milford Miller (1932)
 Kay Bell (1937)

Charles Apolskis (1938-39)
 Al Baisi (1940-42)
 Al Hoptowit (1941-45)
 Joe Abbey (1948-49)
 Richard Barwegen (1950-52)
 Charles Sumner (1955-58)
 Bennie McRae (1962-70)
 Carl Garrett (1973-74)
 Matt Suhey (1980-89)
 John Mangum (1990-98)
 Jermaine Jones (1999)
 Todd McMillon (2000-04)
 Daven Holly (2005)
 Trumaine McBride (2007-09)
 DeAngelo Smith (2009)
 Tim Jennings (2010-12)

27

James Crawford (1925)
 Walter Voss (1927-28)
 Harvey Long (1929)
 John Polisky (1929)
 Ed Kawal (1931-36)
 Alvin Culver (1932)
 John Doehring (1932-37)
 Milt Trost (1935-39)
 Joe Mihal (1940-41)
 Edgar Jones (1945)
 Owen Goodnight (1946)
 John Sisk, Jr. (1964)
 Randy Montgomery (1974)
 Bob Grim (1975)
 Mike Richardson (1983-88)
 Brian Taylor (1989)
 Lewis Tillman (1994-95)
 Walt Harris (1996-2001)
 Rabih Abdullah (2002-03)
 Jason Shivers (2004)
 Chris Thompson (2005)
 Marcus Maxey (2006)
 Nick Turnbull (2006)
 Kevin Jones (2008-09)
 Major Wright (2010-11)
 Sherrick McManis (2012)

28

Ed Garvey (1925)
 Aldous Haddon (1928)
 Larry Steinbach (1930-31)
 Fritz Febel (1935)
 Robert Allman (1936)
 Gust Zarnas (1938)
 Chet Chesney (1939-40)

Bob Steuber (1942-43)
Lloyd Lowe (1953-54)
Willie Galimore (1957-63)

RETIRED FOR GALIMORE**29**

Bill McElwain (1925)
John Wallace (1928)
Joe Kopcha (1929-33)
Gus Mastrogany (1931)
Russ Thompson (1936-39)
Ed Kolman (1940-44)
Douglas McNulty (1943-44)
Glenn Burgeis (1945)
John Hoffman (1949-56)
McNeil Moore (1954-56)
Glen Shaw (1960)
Ronnie Bull (1962-70)
Bob Jeter (1971-72)
Mike Morgan (1978)
Vaughn Lusby (1980)
Dennis Gentry (1982-92)
Raymont Harris (1994-97)
Frankie Smith (1998-2001)
Adrian Peterson (2002-09)
Chester Taylor (2010)
Michael Bush (2012)

30

Gerald Seibering (1932)
Bob Dunlap (1935)
George Wilson (1937-46)
Allen H. Smith (1947-48)
Herb Falkenberg (1952)
Bobby Jack Floyd (1953)
Chick Jagade (1954-55)
Jimmy Gunn (1970-75)
John Skibinski (1978-81)
Jack Cameron (1984)
George Duarte (1987)
George Streeter (1989)
James Rouse (1990-91)
Tony Carter (1994-97)
Ricky Bell (1998)
Mike Brown (2000-08)
D.J. Moore (2009-12)

31

Dick Schweidler (1938-41)
Len Akin (1942)
Paul Padmajersky (1944)
Stuart Clarkson (1946-50)
Emerson Cole (1952)

Joe Fortunato (1955-66)
Ross Brupbacher (1970-73)
Bill Knox (1974-76)
Anthony Hutchison (1983-84)
Thomas Sanders (1985-89)
Ken Taylor (1984)
Eric Jefferies (1987)
Bruce McCray (1987)
Greg Lasker (1988)
Mark Green (1989-92)
Rashaan Salaam (1995-97)
Daimon Shelton (2001-02)
Nathan Vasher (2004-09)
Joshua Moore (2010)
Brandon Meriweather (2011)

32

Al Grygo (1944-45)
Allen Smith (1947-48)
Johnny Lujack (1948-51)
Leon Campbell (1952-54)
Lionel Taylor (1959)
Ralph Kurek (1965-70)
Charlie Ford (1971-73)
Chris Brewer (1987)
Garland Rivers (1987)
Lemuel Stinson (1988-92)
Dwayne Joseph (1995-96)
Ricky Bell (1997)
Edgar Bennett (1998-99)
Marlon Barnes (2000)
Leon Johnson (2001-02)
Todd Johnson (2004)
Cedric Benson (2005-07)
Kahlil Bell (2009-12)

33

Denny Meyers (1931)
Herb Joesting (1931-32)
Bernie Masterson (1934-40)
Ray Nolting (1936-43)
George McAfee (1940-41; 1945-50)
Frank Martin (1941)
Johnny Long (1944-45)
Bill Johnson (1946-47)
Jack Karwales (1946-47)
Allen Lawler (1948)
Bob Perina (1949-50)
Wizzer White (1951-52)
Jerry Shipkey (1953)
Larry Morris (1959-65)
Mike Hull (1968-70)
Jim Grabowski (1971)

Gary Kosins (1972-74)
Ted Vactor (1975)
Jack Deloplane (1979)
Calvin Thomas (1982-87)
Lars Tate (1990)
Darren Lewis (1991-92)
Merril Hoge (1994)
Tyrone Hughes (1997)
Bam Morris (1998)
Larry Whigham (2001-02)
Charles Tillman (2003-12)

34

Jack Torrance (1939-40)
John Federovich (1941-42)
John Dottley (1951-53)
Joe Marconi (1962-66)
Tim Casey (1969)
Bill Tucker (1971)
Norm Hodgins (1974)
Walter Payton (1975-87)

RETIRED FOR PAYTON**35**

Dick Bassi (1938-39)
Lee Artoe (1940-43)
Bill Steinkemper (1942-43)
Fred Hartman (1947)
Paul Stenn (1948-51)
Rick Casares (1955-64)
Jim Harrison (1971-74)
Roland Harper (1975-82)
Mike Hintz (1987)
Neal Anderson (1986-93)
James Burton (1994-97)
Anthony Thomas (2001-04)
Todd Johnson (2005-06)
Ade Jimoh (2007)
Zackary Bowman (2008-11)

36

Stuart Clarkson (1942)
Bill Steinkemper (1942-43)
Fred Munde (1943)
John Morton (1945)
Tom Farris (1946-47)
Bill DeCorrevont (1948-49)
Merrill Douglas (1958-60)
James Smith (1961)
Ron Copeland (1969)
Roger Lawson (1972-73)
Perry Williams (1974)
Tom Donchez (1975)



CHICAGO BEARS ALL-TIME JERSEY NUMBERS

Larry Schreiber (1976)
Wentford Gaines (1978-80)
Maurice Douglas (1986-94)
Frank Harris (1987)
Markus Paul (1989-93)
Anthony Marshall (1994-97)
Ray Austin (1998-99)
Stanley Pritchett (2001-03)
Jerrell Pippens (2004)
Brandon McGowan (2005-08)
Josh Bullocks (2009-10)

37

Edward Aspatore (1934)
Young Bussey (1940-41)
James Logan (1942-43)
Bernie Digris (1943)
Bob Steuber (1943)
Bob Masters (1943-44)
Edgar Jones (1945)
Charles Mitchell (1945)
Broughton Williams (1947)
John O'Quinn (1950-51)
George Youngblood (1969)
Rich Coady (1970-74)
Cid Edwards (1975)
Conrad Graham (1973)
Willie McClendon (1979-82)
Darryl Clark (1987)
Maurice Douglass (1986-94)
Pat Eilers (1995)
Keshon Johnson (1995)
Tony Parrish (1998-2001)
Damon Moore (2002)
Jason McKie (2003-09)
Anthony Walters (2011-12)

38

Roger Ashmore (1927)
Sam Francis (1937-38)
Charles Apolskis (1938-39)
Bill Milner (1947-49)
Ed Bradley (1950-51)
William Brown (1961)
Ray Ogden (1969-71)
Dave Juenger (1973)
Lakei Heimuli (1987)
John Hardy (1991)
Tim Worley (1993-94)
Mike Faulkerson (1995-96)
Mike Dulaney (1997)
Robert Chancey (1998)
Eric Joyce (2002)

Danieal Manning (2006-10)
Zackary Bowman (2012)

39

George Gulyanics (1947-52)
Pete Perini (1953-54)
JD Smith (1956)
Ralph Anderson (1958)
John Adams (1959-62)
Phil Clark (1970)
Reggie Sanderson (1973)
Robin Earl (1977-82)
Al Wolden (1987)
Jeremy Lincoln (1992-95)
Curtis Enis (1998)
Reggie Austin (2001)
Travis Coleman (2002)
Lousaka Polite (2007)

40

Al Campana (1950-53)
Frank Dempsey (1950-53)
Stan Wallace (1954-58)
Don Mullins (1961-62)
Gale Sayers (1965-71)
Steve Trimble (1987)

RETIRED FOR SAYERS

41

John Schiechl (1945-46)
Jack Matheson (1947)
Alf Bauman (1948-50)
Babe Dimancheff (1952)
Harland Carl (1956)
Brian Piccolo (1966-69)

RETIRED FOR PICCOLO

42

Sid Luckman (1939-50)

RETIRED FOR LUCKMAN

43

Jim Dooley (1952-62)
Larry Glueck (1963-65)
Bob Jones (1967)
George Farmer (1970-75)
Earl Douthitt (1975)
Craig Clemons (1972-77)
Mike Ulmer (1980)
Emery Moorehead (1981)
Walt Williams (1982-83)
Lorenzo Lynch (1987-90)
Trevor Cobb (1994)

Dennis Lundy (1995)
Mike Green (2000-05)
Josh Gattis (2007)
Jason Davis (2008)
Troy Nolan (2012)

44

Paul Goebel (1925)
Earl Evans (1926-29)
Ray Richards (1933-36)
Bob Margarita (1944-46)
Frank Minini (1947-49)
Frank Szymanski (1949)
WD Garrett (1950)
Gary Lyle (1968-74)
Terry Schmidt (1976-84)
Mike Stoops (1987)
Todd Krumm (1988)
Bob Christian (1992-94)
Michael Hicks (1996-97)
Curtis Enis (1999-2000)
Brock Forsey (2003)
Cameron Worrell (2006)
Kevin Payne (2007-09)
Tyler Clutts (2011)

45

Walt Stickel (1946-49)
Gerald Weatherly (1950-52)
Billy Stone (1951-54)
Bobby Watkins (1955-57)
Rocky Ryan (1958)
Don Bishop (1959)
Dick Gordon (1965-71)
Gary Fencik (1976-87)
Craig Heyward (1993)
Tony Stargell (1997)
Scott Dragos (2000-01)
Cameron Worrell (2008)
Chris Massey (2011)
Harvey Unga (2012)

46

Al Babartsky (1943-45)
Chuck Hunsinger (1950-52)
William Anderson (1953-54)
Don Bingham (1956)
Jessee Whittenton (1958)
Angelo Coia (1960-63)
Curtiss Gentry (1966-68)
Craig Baynham (1970)
Matt Maslowski (1972)
Pete Van Valkenburg (1974)

Doug Plank (1975-82)
 Anthony Mosley (1987)
 Mickey Pruitt (1988-90)
 John Ivlow (1993)
 Marlon Forbes (1996-98)
 Chris Harris (2005-06; 2010-11)
 Jeremy Jones (2012)

47

Ted Rosequist (1934-36)
 Bill Conkright (1937-38)
 Rex Proctor (1953)
 Johnny Morris (1958-67)
 John Davis (1970)
 Ken Grandberry (1974)
 Mike Spivey (1977-79)
 Jonathan Hoke (1980)
 Egypt Allen (1987)
 Anthony Blaylock (1993)
 Randy Hilliard (1998)
 Chris Hudson (1999)
 Ray McElroy (2000)
 Bryan Johnson (2004-05)
 Woody Turenne (2009)
 Chris Conte (2011-12)

48

Beattie Feathers (1934-37)
 Bob Swisher (1938-41, 45)
 Charles O'Rourke (1942)
 Joe Vodicka (1943-45)
 Howie Livingston (1953)
 Harry Hugasian (1955)
 Vic Zucco (1957-59)
 Tommy Neck (1962)
 Andy Livingston (1964-65)
 Ron Smith (1965-70)
 Allen Ellis (1973-77, 79-80)
 Reggie Phillips (1985-87)
 Clifton Abraham (1996)
 Van Hiles (1997)
 Gabe Reid (2003)
 J.D. Runnels (2006)
 Evan Rodriguez (2012)

49

James Lesane (1952-53)
 Henry Mosley (1955)
 Jack Johnson (1957-59)
 Charles Bivins (1960-66)
 Major Hazelton (1968-69)
 David Tate (1968-71)
 Joe Moore (1971-72)

Dave Becker (1980)
 Donald Jordan (1984)
 Tremayne Allen (1997)
 Ty Hallock (1998-99)
 Marq Cerqua (2002)
 Mark Edwards (2005)
 Winston Venable (2011)

50

Gerald Weatherly (1950-54)
 John Damore (1957-58)
 Mike Pyle (1961-69)
 Bob Hyland (1970)
 Gene Hamlin (1971)
 Waymond Bryant (1974-78)
 Chris Devlin (1978)
 Mark Merrill (1979)
 Mike Singletary (1981-92)

51

Ken Kavanaugh (1940-47)
 Clinton Wager (1942-43)
 Rudy Smeja (1944-45)
 Wayne Hansen (1950-58)
 Dick Butkus (1965-73)
 Mel Rogers (1977)
 Doug Becker (1978)
 Bruce Herron (1978-82)
 Kelvin Atkins (1983)
 Jim Morrissey (1985-93)
 Mark Rodenhauser (1987)

RETIRED FOR BUTKUS

52

Rich Coady (1970-74)
 John Babinecz (1975)
 Dan Neal (1975-84)
 Cliff Thrift (1985)
 Larry Rubens (1986)
 Len Seward (1987)
 Mark Rodenhauser (1987-88)
 Mickey Pruitt (1988-91)
 Darwin Ireland (1995)
 Robert Bass (1995)
 Bryan Cox (1996-97)
 Andre Collins (1998)
 Keith Burns (1999)
 Bobbie Howard (2001-03)
 Marcus Reese (2004)
 Jamar Williams (2006-09)
 Brian Iwuh (2010-11)
 Jabara Williams (2011)
 Blake Costanzo (2012)

53

Pat Preston (1946-49)
 Bill Wightkin (1950-57)
 Billy Autrey (1953)
 Ken Kirk (1960)
 James Purnell (1964-69)
 Dave Martin (1969)
 Larry Rowden (1971)
 Gail Clark (1973)
 Dan Peiffer (1975-77)
 Tommy Hart (1978-79)
 Paul Tabor (1980)
 Dan Rains (1982-86)
 Larry Rubens (1986)
 Dante Jones (1988-94)
 Michael Lowery (1996-97)
 Lemanski Hall (1998)
 Warrick Holdman (1999-2003)
 Leon Joe (2004)
 Corey Jenkins (2004)
 Leon Joe (2005-06)
 Nick Roach (2007-12)

54

Joe Savoldi (1930)
 Jesse Hibbs (1931)
 Dick Klawitter (1956-57)
 Charles Howley (1958-59)
 Roger LeClerc (1960-66)
 Bill McKinney (1972)
 Adrian Young (1973)
 Larry Ely (1975)
 Tom Hicks (1976-80)
 Brian Cabral (1981-84)
 Doug Rothschild (1987)
 John Adickes (1987-88)
 LaSalle Harper (1989)
 Greg Briggs (1996)
 Ron Cox (1990-95, 1997)
 Ricardo McDonald (1998-99)
 Brian Urlacher (2000-12)

55

Bob Fenimore (1947)
 Fred Venturelli (1948)
 JR Boone (1948-51)
 Robert Moser (1951-54)
 Larry Strickland (1954-59)
 Doug Buffone (1966-79)
 Otis Wilson (1980-87)
 John Roper (1989-92)
 Vinson Smith (1993-96)
 Sean Harris (1997)



CHICAGO BEARS ALL-TIME JERSEY NUMBERS

Greg Jones (2001)
Mike Caldwell (2002)
Lance Briggs (2003-12)

56

Bill Hewitt (1932-36)

RETIRED FOR HEWITT

57

Billy Patterson (1939)
Ray McLean (1940-47)
JR Boone (1948-51)
Rich Leeuwenberg (1965)
Dan Pride (1968-69)
Don Rives (1973-78)
Lee Kunz (1979-81)
Al Chesley (1982)
Bruce Huther (1982)
David Simmons (1983)
Tom Thayer (1985-92)
Eldridge Milton (1987)
Sean Harris (1995-96)
Anthony Peterson (1997)
Olin Kreutz (1998-2010)
Dom DeCicco (2012)

58

Ed Neal (1951)
John Kreamcheck (1953-55)
Bob Konovsky (1960)
Franklin McRae (1967)
Jim Ferguson (1969)
Bob Pifferini (1972-75)
Jerry Muckensturm (1976-82)
Wilber Marshall (1984-88)
Steve Hyche (1989)
Michael Stonebreaker (1991)
Jay Leeuwenburg (1992-95)
Chris Villarrial (1996-2003)
Jeremy Cain (2004-05)
Darrell McClover (2006-08)
Tim Shaw (2009)
Rod Wilson (2010)
Dom DeCicco (2011)
Geno Hayes (2012)

59

Rudy Kuechenberg (1967-69)
Carl Gersbach (1975)
Gary Campbell (1977-83)
Ron Rivera (1984-92)
Joe Cain (1993-96)
Daryl Carter (1997)

Jim Schwantz (1998)
Roosevelt Colvin (1999-2002)
Joe Odom (2003-05)
Rod Wilson (2006-07)
Gilbert Gardner (2008)
Cato June (2009)
Pisa Tinoisamoa (2009-10)
Patrick Trahan (2011)
Jerry Franklin (2012)

60

Don Healy (1958-59)
Roger Davis (1960-63)
Brian Schweda (1966)
Doug Kriewald (1967-68)
LeeRoy Caffey (1970)
Wally Chambers (1973-77)
Lynn Boden (1979)
Tom Andrews (1984-85)
Stan Thomas (1991-92)
Gene McGuire (1993-94)
Darwin Ireland (1994-95)
Casey Wiegmann (1997-2000)
Terrence Metcalf (2002-08)
Lance Louis (2009-12)

61

Richard Barwegen (1950-52)
Bill George (1952-65)
Don Croftcheck (1967)
Glen Holloway (1970-73)

RETIRED FOR GEORGE

62

Frank Dempsey (1950-53)
Kline Gilbert (1953-57)
Mike Reilly (1964-68)
Glen Holloway (1970-73)
Tom Forrest (1974)
Dan Jiggetts (1976-82)
Mark Bortz (1983-93)
Chris Gray (1997)
Robert Newkirk (2000-01)
Lennie Friedman (2005)
Johan Asiata (2010)
Chilo Rachal (2012)

63

ML Brckett (1956-57)
Bob Wetoska (1960-69)
John Neidert (1970)
Steve Kinney (1973-74)
Mark Nordquist (1975-76)

Fred Dean (1977)
Jon Morris (1978)
Tony Ardizzone (1979)
Jay Hilgenberg (1981-91)
Todd Burger (1993-97)
Ryan Benjamin (2001)
Jody Littleton (2002)
Corbin Lacina (2003)
Roberto Garza (2005-12)

64

Terrell "Ted" Daffer (1954)
Mike Rabold (1964-66)
Larry Horton (1972-73)
Ernie Jenet (1972-74)
Ted Albrecht (1977-81)
John Roehlk (1987)
Dave Zawatson (1989)
Glenell Sanders (1990)
Mirko Jurkovic (1992)
Andy Heck (1994-98)
Rex Tucker (1999-2004)
Ricky Henry (2011)
Andre Gurode (2012)

65

Herman Clark (1952-56)
John Hatley (1953)
Abe Gibron (1958-59)
Stan Fanning (1960-62)
Tom Bettis (1963)
Randy Jackson (1967-74)
Noah Jackson (1975-83)
Eugene Rowell (1987)
Tony Woods (1989)
Terry Price (1990)
Jim Schwantz (1992)
Tory Epps (1993-94)
Evan Pilgrim (1995-97)
Patrick Mannelly (1998-2012)

66

Phil Martinovich (1940)
Clyde Turner (1940-52)
John Schiechl (1945-46)

RETIRED FOR TURNER

67

Ed Bradley (1950-51)
Tom Roggeman (1956-57)
Ted Karras (1960-64)
George Seals (1965-71)
Bill Line (1972)

Mike Hoban (1974)
 Dan Hultz (1974)
 Phil McKinney (1982)
 Tim Norman (1983-76)
 John Arp (1987)
 Jerry Fontenot (1989-96)
 Bill Schultz (1997)
 Greg Huntington (1997-99)
 Josh Warner (2003-04)
 Josh Beekman (2007-09)
 Herman Johnson (2010)
 Chris Spencer (2011-12)

68

Gerald Stautberg (1951)
 John Badaczewski (1953)
 George Burman (1964)
 Howard Mudd (1969-70)
 Jim Osborne (1972-84)
 Paul Blair (1986-87)
 Sean McInerney (1987)
 Chris Dyko (1989)
 Jim Flanigan (1994)
 Carl Reeves (1996-98)
 Bryan Anderson (2004)
 Anthony Oakley (2006-07)
 Frank Ormiyale (2009-11)

69

Ralph Jecha (1955)
 William Roehneit (1958-59)
 Ted Wheeler (1970)
 Revie Sorey (1975-82)
 Tom Myslinski (1993-94)
 Vernice Smith (1993)
 Octus Polk (1995-96)
 Mike Gandy (2001-04)
 Fred Miller (2005-08)
 Kirk Barton (2008)
 Henry Melton (2010-12)

70

Alvin Culver (1932)
 Art Davis (1953-54)
 Herman Lee (1958-66)
 Bob Pickens (1967-68)
 Kenneth Kortas (1969)
 Jeff Curchin (1970-71)
 Andy Rice (1972-73)
 Dennis Lick (1976-81)
 Henry Waechter (1982-86)
 Jim Althoff (1987-88)
 Troy Auzenne (1992-95)

Ken Anderson (1999)
 Alfonso Boone (2001-06)
 Babatunde Oshinowo (2007)
 Edwin Williams (2010-12)

71

George Connor (1952-55)
 Earl Leggett (1957-66)
 Rufus Mayes (1969)
 Tony McGee (1971-73)
 Roger Stillwell (1975-77)
 Rocco Moore (1980)
 Perry Hartnett (1982-83)
 Jack Oliver (1987)
 Caesar Rentie (1988)
 James Williams (1991-2002)
 Israel Idonije (2004-12)

72

Bill Wightkin (1950)
 Bill George (1952-65)
 Ed Nickla (1959)
 Jim Cadile (1962-72)
 Gary Hrivnak (1973-76)
 Brad Shearer (1978-80)
 Jerry Doerger (1982)
 John Janata (1983)
 Andy Frederick (1983-85)
 William Perry (1985-93)
 Scott Adams (1995)
 Jon Clark (1996-97)
 Chris Maumalanga (1997)
 Carl Powell (2001)
 Ernest Grant (2002)
 Qasim Mitchell (2003-05)
 Jimmy Kennedy (2007)
 Dan Buenning (2008)
 James Marten (2009)
 Gabe Carimi (2011-12)

73

Bill Bishop (1952-60)
 Steve Barnett (1963)
 Frank Cornish (1966-69)
 Steve Wright (1971)
 Rich Buzin (1972)
 Mike Hartenstine (1975-86)
 John Wojciechowski (1987-93)
 Marcus Keyes (1996)
 Kevin Dogins (2001-02)
 Tron LaFavor (2003)
 J'Marcus Webb (2010-12)

74

Herman Clark (1952-56)
 Paul Lipscomb (1954)
 Bob Kilcullen (1957-65)
 Dan James (1967)
 Wayne Mass (1968-70)
 Bob Asher (1972-75)
 Jerry Meyers (1976-79)
 Jeff Williams (1982)
 Jim Covert (1983-90)
 Garland Hawkins (1995)
 Jimmy Herndon (1997-2001)
 Bernard Robertson (2002)
 Scott Sanderson (2003)
 Ruben Brown (2004-07)
 Chris Williams (2008-12)

75

Fred Williams (1952-62)
 Riley Mattson (1965)
 Dave Hale (1969-71)
 Jeff Sevy (1975-78)
 Henry Waechter (1982-85)
 Stefan Humphries (1984-86)
 Chuck Harris (1987)
 John Shannon (1988-89)
 Ron Mattes (1991)
 Todd Perry (1993-2000)
 Marc Colombo (2002-05)
 Matt Toeaina (2007-12)

76

Charles Miller (1932-37)
 Milford Miller (1932)
 Lester McDonald (1937-39)
 Hampton Pool (1940-43)
 Elmo Kelly (1944)
 Bob Cross (1952-53)
 Ed Meadows (1954-56)
 John Mellekas (1956-60)
 John Johnson (1963-68)
 Bill Staley (1970-71)
 Dave Gallagher (1974)
 Ron Rydaldh (1975-80)
 Steve McMichael (1981-93)
 Marcus Spears (1995-96)
 Shawn Lee (1998)
 Brad Culpepper (2000)
 Bobby Setzer (2002)
 John Tait (2004-08)
 Orlando Pace (2009)
 Cory Brandon (2012)



77

Red Grange (1925, 1929-34)
Link Lyman (1926-34)

RETIRED FOR GRANGE

78

Art Davis (1953-54)
Stan Jones (1954-65)
Harry Gunner (1970)
Bob Newton (1971-75)
John Ward (1976)
Greg Johnson (1977)
Keith Van Horne (1981-92)
Pat Riley (1995)
Blake Brockermeyer (1999-2001)
Aaron Gibson (2003-04)
John St. Clair (2005-08)
Kevin Shaffer (2009-10)
James Brown (2012)

79

Dick Klein (1958-59)
Art Anderson (1961-62)
Dick Evey (1964-68)
John Hoffman (1971)
Lionel Antoine (1972-76)
Emanuel Zanders (1981)
Kurt Becker (1982-89)
Louis Age (1992)
Marcus Spears (1994)
Scotty Lewis (1995)
Jerry Wisne (1999-2000)
Steve Edwards (2002-05)
Levi Horn (2011)
Jonathan Scott (2012)

80

Earl Britton (1925)
Clement Neacy (1927)
Ted Drews (1928)
Tom Heardon (1929)
John Helwig (1953-56)
Ralph Anderson (1958)
Ed Cooke (1958)
Robert Jencks (1963-65)
Jimmy Jones (1965-67)
Jon Kilgore (1968)
Jerry Simmons (1969)
Craig Cotton (1973)
Bo Rather (1974-78)
Rickey Watts (1979-83)
Tim Wrightman (1985-86)
James Thornton (1988-92)

Curtis Conway (1993-99)
Dez White (2000-03)
Bernard Berrian (2004-07)
Brandon Lloyd (2008)
Earl Bennett (2009-12)

81

George Connor (1948-51)
Larry Brink (1954)
Doug Atkins (1955-66)
Marty Amsler (1967-68)
Mike Reppond (1973)
Clint Haselrig (1974)
Gary Butler (1975)
Bob Bruer (1976)
Chuck Bradley (1977)
Robin Earl (1977-82)
Harry Washington (1979)
Jay Saldi (1983-84)
James Maness (1985)
Lew Barnes (1986)
Don Kindt (1987)
Anthony Morgan (1991-93)
Fred Banks (1993)
Jeff Graham (1994-95)
Bobby Engram (1996-2000)
Ahmad Merritt (2001-03)
Rashied Davis (2006-10)
Sam Hurd (2011)

82

Del Bjork (1937-38)
Ray Bray (1939-42, 46-51)
Anthony Ippolito (1943)
Tom Roberts (1943-44)
Jack Hoffman (1952-56)
Dick Hensley (1953)
Maury Youmans (1960-63)
Rich Kreitling (1964)
Emilo Vallez (1968-69)
Earl Thomas (1971-73)
Matt Maslowski (1972)
Fred Pagac (1974)
Royce Berry (1976)
John Gilliam (1977)
Alan Page (1978-81)
Ken Margerum (1982-84)
Brian Glasgow (1987)
Wendell Davis (1988-93)
Nate Lewis (1994-95)
John Jackson (1996)
Fabien Bowles (1996-98)
Eddie Kennison (2000)

John Davis (2001-02)
Daryl Jones (2004)
John Owens (2004)
Gabe Reid (2005-06)
Greg Olsen (2007-10)

83

Bill McCall (1952-59)
Roger LeClerc (1960-66)
Mac Percival (1967-73)
Charles Wade (1974)
Randy Burks (1976)
Steve Rivera (1977)
Golden Richards (1978-79)
Kris Haines (1979-81)
Willie Gault (1983-87)
Lawrence White (1987)
Eric Wright (1991-92)
Terry Obee (1993-94)
Michael Timpson (1995-96)
Eric Smith (1997)
Macey Brooks (1999-2000)
David Terrell (2001-04)
Mike Hass (2007)
Max Komar (2011)

84

Gerald Weatherly (1950-52)
John Farrington (1960-63)
Ron Smith (1965-68)
Austin Denney (1967-69)
Jim Seymour (1970-72)
Richard Harris (1974-75)
Brian Baschnagel (1976-84)
Sam Bowers (1987)
Ron Morris (1987-92)
Chris Gedney (1993-96)
Kerry Cash (1996)
John Allred (1997-2000)
Fred Baxter (2001-02)
Bobby Wade (2003-05)
Brandon Rideau (2008)

85

Bob Carey (1958)
Bill Martin (1964-65)
Duane Allen (1966-67)
Willie Holman (1968-73)
Wayne Wheeler (1974)
Steve Schubert (1975-79)
Bob Fisher (1980-81)
Dennis McKinnon (1983-89)
Keith Jennings (1991-97)

Alonzo Mayes (1998-2000)
 Kaseem Sinceno (2000)
 John Gilmore (2002-07)
 Earl Bennett (2008)

86

Bill Wightkin (1950-57)
 Brad Rowland (1951)
 Ed Meadows (1954-56)
 Bob Jewett (1958)
 Pete Manning (1960-61)
 Gary Barnes (1964)
 Lloyd Phillips (1967-69)
 Jim Hester (1970)
 Bob Parsons (1972-83)
 Brad Anderson (1984-85)
 Clay Pickering (1986)
 Cap Boso (1987-91)
 Barry Wagner (1992)
 Willie Harris (1993)
 Marv Cook (1994)
 Chris Penn (1997-98)
 Marty Booker (1999-2003; 2008)
 Eddie Berlin (2005)
 Michael Gaines (2009)
 Brandon Manumaleuna (2010)
 Kyle Adams (2011-12)

87

Harlon Hill (1954-61)
 Ed O'Bradovich (1962-71)
 Steve DeLong (1972)
 Tom Reynolds (1973)
 Billy Newsome (1977)
 Mike Cobb (1978-81)
 Emery Moorehead (1981-88)
 Tom Waddle (1989-94)
 Greg Primus (1995)
 Andre President (1995)
 Bobby Neely (1996)
 Ricky Proehl (1997)
 D'Wayne Bates (1999-2001)
 Vinny Sutherland (2002)
 Jamin Elliott (2002)
 Justin Gage (2003-04)
 Muhsin Muhammad (2005-07)
 Kellen Davis (2008-12)

88

Gene Schroeder (1951-57)
 Willard Dewveall (1959-60)
 Bobby Joe Green (1962-73)
 Jim Kelly (1974)

Greg Latta (1975-80)
 Marcus Anderson (1981)
 Brooks Williams (1981-82)
 Ken Knapczyk (1987)
 Glen Kozłowski (1987-92)
 Danta Whitaker (1993)
 Greg McMurtry (1988)
 Fabien Bowens (1995)
 Jack Jackson (1996)
 Harper Le Bel (1997)
 Marcus Robinson (1998-2002)
 Desmond Clark (2003-10)
 Brody Eldridge (2012)

89

John Hoffman (1949-56)
 Les Cowan (1951)
 John Aveni (1959-60)
 Mike Ditka (1961-66)
 Terry Stoepel (1967)
 Bob Wallace (1968-72)
 Mel Tom (1973-75)
 James Scott (1976-80, 1982)
 Ken Margerum (1981)
 Mitch Krenk (1984)
 Keith Ortego (1985-88)
 Will Johnson (1987)
 James Coley (1990)
 Ryan Wetnight (1993-99)
 Dustin Lyman (2000-04)
 Matt Spaeth (2011-12)

RETIRED FOR DITKA

90

Henry Mosley (1955)
 Al Harris (1979-87)
 Alonzo Spellman (1992-97)
 Van Tuinei (1999-2001)
 Bryan Knight (2002-03)
 Antonio Garay (2006-07)
 Joey LaRocque (2008)
 Jarron Gilbert (2009)
 Julius Peppers (2010-12)

91

Pat Dunsmore (1983-84)
 Jay Norvell (1987)
 Fred Washington (1990)
 Kelly Blackwell (1992)
 Myron Baker (1993-95)
 Rob Davis (1996)
 John Thierry (1997-98)
 Khari Samuel (1999-2000)

Tommie Harris (2004-10)
 Amobi Okoye (2011-12)

92

Rob Fada (1983-84)
 Raymond Morris (1987)
 Troy Johnson (1988-89)
 Barry Minter (1993-2000)
 Ted Washington (2001-02)
 Hunter Hillenmeyer (2003-10)
 Stephen Paea (2011-12)

93

Oliver Williams (1983)
 Will Johnson (1987)
 Guy Teafatiller (1987)
 Trace Armstrong (1989-94)
 Ervin Collier (1995)
 Paul Grasmanis (1996-98)
 Phillip Daniels (2000-03)
 Adevale Ogunleye (2004-09)
 Thaddeus Gibson (2011)
 Nate Collins (2012)

94

Mike January (1987)
 Dick Chapura (1987-89)
 John Thierry (1994-96)
 Shane Burton (1999)
 Ty Hallock (2000)
 Keith Traylor (2001-03)
 Alain Kashama (2004)
 Brendon Ayanbadejo (2005-07)
 Marcus Harrison (2008-09)
 Charles Grant (2010)
 Nick Reed (2011)
 Chauncey Davis (2011)

95

Richard Dent (1983-93, 1995)
 Pat Riley (1995)
 Dana Howard (1996)
 Mark Thomas (1997-98)
 Russell Davis (1999)
 Troy Wilson (2000)
 Karon Riley (2001)
 Keith McKenzie (2002)
 John Stampler (2002)
 Ian Scott (2003-06)
 Anthony Adams (2007-11)
 Cheta Ozougwu (2012)



CHICAGO BEARS ALL-TIME JERSEY NUMBERS

96

Keith Ortego (1985-87)
 Greg Fitzgerald (1987)
 Tim Ryan (1990-93)
 Percy Snow (1993)
 Al Fontenot (1993-96)
 Tyrone Williams (1997)
 Chris Draft (1998)
 Clyde Simmons (1999-2000)
 Henry Taylor (2001)
 Alex Brown (2002-09)
 Barry Turner (2010)
 Mario Addison (2011)

97

Bobby Bell (1987)
 Sean Smith (1987-88)
 Chris Zorich (1991-97)
 Mike Wells (1998-2000)
 Christian Peter (2002)

Michael Haynes (2003-05)
 Mark Anderson (2006-10)
 J. T. Thomas (2012)

98

Tyrone Keys (1983-85)
 Brian Glasgow (1987)
 Jon Norris (1987)
 Greg Clark (1988)
 Brent Novoselsky (1988)
 Carl Simpson (1993-97)
 Bryan Robinson (1998-2003)
 Shurron Pierson (2004)
 Dusty Dvoracek (2007-08)
 Darrell McClover (2009)
 Corey Wootton (2010-12)

99

Jim Daniell (1945)
 Dan Hampton (1979-90)
 Tim Ryan (1993-94)
 Jim Flanigan (1995-2000)
 Joe Tafoya (2001-03)
 Tank Johnson (2004-06)
 Darwin Walker (2007)
 Gaines Adams (2009)
 Marcus Harrison (2010)
 Shea McClellin (2012)

AIKMAN EFFICIENCY RATINGS

Established in 1995, the Aikman Efficiency Ratings measure offensive and defensive performance using a combination of seven key statistics identified by Troy Aikman, and then measured against league norms (and extremes). An offense or defense performing exactly at league norms in all categories will achieve a score of 75 while an exceptional unit would score 90 or more. Each unit starts with a base of 50 points and then has points added (or in two cases subtracted) to build the final ranking. (*Super Bowl winner; #Super Bowl loser)

Offense	Bears	League Leader
1995	5 (81.80)	Cowboys (88.07)*
1996	20 (71.64)	Packers (84.13)*
1997	27 (65.04)	Bengals (86.88)
1998	26 (65.67)	Vikings (93.93)
1999	28 (64.32)	Rams (89.39)*
2000	26 (65.80)	Rams (92.30)
2001	20 (71.43)	Rams (88.86)#
2002	28 (68.63)	Chiefs (93.57)
2003	26 (68.94)	Chiefs (93.94)
2004	32 (57.00)	Colts (94.40)
2005	28 (66.40)	Seahawks (92.60)#
2006	18 (74.20)	Colts (93.58)*
2007	29 (67.20)	Patriots (99.00)#
2008	26 (75.40)	Saints (88.70)
2009	25 (70.40)	Vikings (89.70)
2010	27 (70.10)	Patriots (93.70)
2011	22 (74.20)	Saints (98.80)
2012	20 (76.60)	Patriots (99.00)

Defense	Bears	League Leader
	25 (71.42)	49ers (87.99)
	18 (74.47)	Packers (89.61)*
	20 (73.78)	49ers (85.26)
	26 (68.90)	Falcons (84.67)#
	22 (75.35)	Buccaneers (87.98)
	24 (69.68)	Ravens (100.97)*
	3 (85.41)	Eagles (88.96)
	19 (71.26)	Buccaneers (91.55)*
	22 (71.50)	Patriots (86.93)*
	11 (78.70)	Ravens (84.20)
	1 (89.30)	Bears (89.30)
	2 (86.50)	Ravens (93.60)
	14 (75.60)	Chargers (82.00)
	8 (75.10)	Steelers (89.20)*
	27 (67.10)	Jets (86.80)
	2 (80.60)	Steelers (86.00)#
	4 (77.40)	49ers (84.50)
	1 (82.50)	Bears (82.50)

* indicates deceased players
** indicates no known jersey number

Abbey, Joe (North Texas State), E.....	26	1948-49
Abdullah, Rabihi (Lehigh), RB.....	27	2002-03
Abraham, Clifton (Florida State), CB.....	48	1996
Adamle, Mike (Northwestern), RB.....	20	1975-76
Adams, Anthony (Penn State), DT.....	95	2007-11
Adams, Gaines* (Clemson), DE.....	99	2009
Adams, John* (Los Angeles State), B.....	39	1959-62
Adams, Kyle (Purdue), TE.....	86	2011-12
Adams, Scott (Georgia), T.....	72	1995
Addison, Mario (Troy), DE.....	96	2011
Adickes, John (Baylor), C.....	54	1987-88
Adkins, Roy* (Millikin & Bethany), G.....	22	1920-21
Afalava, Al (Oregon State), S.....	24	2009
Age, Louis (SW Louisiana), T.....	79	1992
Aguiar, Louie (Utah State), P.....	10	2000
Akin, Len* (Baylor), G.....	31	1942
Albrecht, Ted (California), T.....	64	1977-81
Allen, Armando (Notre Dame), RB.....	25	2011-12
Allen, Duane (Santa Ana), E.....	85	1966-67
Allen, Eddie (Penn), FB.....	3	1947
Allen, Egypt (TCU), DB.....	47	1987
Allen, James (Oklahoma), RB.....	20	1998-2001
Allen, Tremayne (Florida), TE.....	49	1997-98
Allman, Robert* (Michigan State), E.....	28	1936
Alfred, John (USC), TE.....	84	1997-2000
Althoff, Jim (Winona State), DT.....	70	1987
Amsler, Marty (Evansville), DE.....	81	1967-69
Anderson, Art (Idaho), T.....	79	1961-62
Anderson, Brad (Arizona), WR.....	86	1984-85
Anderson, Bryan (Pittsburgh), G.....	68	2004
Anderson, Ed* (Notre Dame), E.....	18	1923
Anderson, Henry (Northwestern), G.....	16	1931
Anderson, Hun* (Notre Dame), G.....	18, 24	1922-27
Anderson, Joe (Texas Southern), WR.....	19	2012
Anderson, Ken* (Arkansas), DT.....	70	1999
Anderson, Marcus (Tulane), WR.....	88	1981
Anderson, Mark (Alabama), DE.....	97	2006-10
Anderson, Neal (Florida), RB.....	35	1986-93
Anderson, Ralph* (Los Ang. St.), E.....	39, 80	1958
Anderson, William (Compton JC), HB.....	46	1953-54
Andrews, Tom (Louisville), C.....	60	1984-85
Antoine, Lionel (Southern Illinois), T.....	79	1972-77
Apolskis, Charles* (DePaul), E.....	26, 38	1938-39
Archuleta, Adam (Arizona State), S.....	20	2007
Arizzone, Tony (Northwestern), C.....	63	1979

Armstrong, Trace (Florida), DE.....	93	1989-94
Arnett, Jon (USC), HB.....	21	1964-66
Aromashodu, Devin (Auburn), WR.....	19	2008-10
Arp, John (Lincoln), T.....	67	1987
Artoe, Lee* (California), T.....	1, 35	1940-43
Ashburn, Clifford* (Nebraska), T.....	3	1930
Asher, Bob (Vanderbilt), T.....	74	1972-75
Ashmore, M. Roger* (Gonzaga), T.....	38	1927
Asiata, Johan (UNLV), G.....	62	2010
Aspatore, Edward* (Marquette), T.....	37	1934
Atkins, Doug (Tennessee), E.....	81	1955-66
Atkins, Kelvin (Illinois), LB.....	51	1983
Austin, Ray (Tennessee), S.....	36	1998-99
Austin, Reggie (Wake Forest), CB.....	24, 39	2001-02
Autrey, Billy (Stephen F. Austin), C.....	53	1953
Autry, Darnell (Northwestern), RB.....	21	1997
Auzenne, Troy (California), T.....	70	1992-95
Avellini, Bob (Maryland), QB.....	7	1975-84
Aveni, John* (Indiana), E.....	89	1959-60
Ayanbadejo, Brendon (UCLA), LB.....	94	2005-07
Azumah, Jerry (New Hampshire), CB.....	23	1999-2005

Ababarty, Al* (Fordham), T.....	46	1943-45
Babinecz, John (Villanova), LB.....	52	1975
Badaczewski, John* (Western Reserve), G.....	68	1953
Bailey, Johnny* (Texas A&I), WR.....	22	1990-91
Baisi, Al* (West Virginia), G.....	26	1940-42
Baker, Myron (Louisiana Tech), LB.....	91	1993-95
Baldwin, Ervin (Michigan St.), DE.....	99	2008
Banks, Fred (Liberty), WR.....	81	1993
Barber, Kurt (USC), DE.....	97	1997
Barber, Marion (Minnesota), RB.....	24	2011
Barker, Richard* (Iowa State), G.....	**	1921
Barnard, Brooks (Maryland), P.....	16	2003
Barnes, Erich (Purdue), HB/DB.....	24	1958-60
Barnes, Gary (Clemson), E.....	86	1964
Barnes, Joe (Texas Tech), QB.....	23	1974
Barnes, Lew (Oregon), WR.....	81	1986
Barnes, Marlon (Colorado), RB.....	32	2000
Barnett, Steve (Oregon), T.....	73	1963
Barnhardt, Tom (North Carolina), P.....	17	1987
Bartholomew, Brent (Ohio State), P.....	12	2000
Barton, Kirk, (Ohio State), T.....	69	2008
Barwegan, Richard* (Purdue), G.....	26, 61	1950-52
Basanez, Brett (Northwestern), QB.....	14	2009
Baschnagel, Brian (Ohio State), WR.....	84	1976-84
Bass, Robert (Miami-FL), LB.....	52	1995
Bassi, Dick* (Santa Clara), G.....	35	1938-39
Bates, DWayne (Northwestern), WR.....	87	1999-2001
Battles, Bill* (Brown), E.....	**	1939
Bauman, Alf* (Northwestern), T.....	41	1948-50
Bausch, Frank* (Kansas), C.....	24	1937-40



CHICAGO BEARS ALL-TIME ROSTER

Baxter, Fred (Auburn), TE.....	84	2001-02	Brackett, ML (Auburn), T.....	63	1956-57
Baynham, Craig (Georgia Tech), RB.....	46	1970	Bradley, Chuck (Oregon), TE.....	81	1977
Becker, Dave (Iowa), S.....	49	1980	Bradley, Ed* (Wake Forest), G.....	38, 67	1950; 52
Becker, Doug (Notre Dame), LB.....	51	1978	Bradley, Mark (Oklahoma), WR.....	16	2005-08
Becker, Kurt (Michigan), G.....	79	1982-88; 90	Bradley, Steve (Indiana), QB.....	12	1987
Becker, Wayland* (Marquette), E.....	21	1934	Braidwood, Charles* (Chattanooga), E.....	16	1932
Beekman, Josh (Boston College), G.....	67	2007-09	Bramhall, Art* (DePaul), HB.....	**	1931
Bell, Bob (Missouri), LB.....	97	1987	Brandon, Cory (Oklahoma), T.....	76	2012
Bell, Kahil (UCLA), RB.....	32	2009-12	Bratkowski, Edmund "Zeke" (Ga.), QB.....	12	1954; 57-60; 72
Bell, Kay* (Washington State), T.....	26	1937	Bray, Ray* (Western Michigan), G.....	82	1939-42; 46-51
Bell, Ricky (NC State), CB.....	30, 32	1997-98	Brewer, Chris (Arizona), RB.....	32	1987
Bell, Todd* (Ohio State), S.....	25	1981-84; 86	Briggs, Greg (Texas Southern), LB.....	54	1996
Belton, Keith (Syracuse), FB.....	44	2004	Briggs, Lance (Arizona), LB.....	55	2003-12
Benjamin, Ryan (South Florida), LS.....	63	2001	Brien, Doug (California), K.....	10	2005
Bennett, Ben (Duke), QB.....	14	1987	Brink, Larry (Northern Illinois), E.....	80	1954
Bennett, Earl (Vanderbilt), WR.....	85, 80	2008-12	Britton, Earl* (Illinois), FB.....	80	1925
Bennett, Edgar (Florida State), RB.....	32	1998-99	Brockermeyer, Blake (Texas), T.....	78	1999-2001
Benson, Cedric (Texas), RB.....	32	2005-07	Brockman, Edward (Oklahoma), B.....	**	1930
Benton, Jim* (Arkansas), E.....	12	1943	Brooks, Anthony (E. Texas St.), WR.....	10	1993
Berger, Mitch (Colorado), P.....	17	1995	Brooks, Macey (James Madison), WR.....	83	1999-2000
Bergerson, Gilbert* (Oregon State), G.....	23	1932-33	Brown, Alex (Florida), DE.....	96	2002-09
Berlin, Eddie (Northern Iowa), WR.....	86	2005	Brown, Charlie (Syracuse), DB.....	22	1966-67
Berrian, Bernard (Fresno State), WR.....	80	2004-07	Brown, Ed* (San Francisco), QB/P.....	15	1954-61
Berry, Connie, M.* (NC State), E.....	23	1942-46	Brown, James (Troy), T/G.....	78	2012
Berry, Royce (Houston), DE.....	82	1976	Brown, Kevin (W. Texas State), P.....	11	1987
Best, Art (Kent State), RB.....	25	1977-78	Brown, Mike (Nebraska), S.....	30	2000-08
Bettis, Tom (Purdue), LB.....	65	1963	Brown, Ruben (Pittsburgh), G.....	74	2004-07
Bettridge, John* (Ohio State), HB.....	9	1937	Brown, William (Illinois), FB.....	38	1961
Bingham, Don* (Sul Ross), HB.....	46	1956	Bruer, Bob (Mankato State), TE.....	81	1976
Bishop, Bill* (North Texas), T.....	73	1952-60	Brumbaugh, Carl* (Florida), QB.....	8	1930-37
Bishop, Don* (Los Angeles City), E.....	45	1959	Brupbacher, Ross (Texas A&M), LB.....	31	1970-73
Bivins, Charles* (Morris Brown), HB.....	49	1960-66	Bryan, Johnny* (Chicago), HB.....	4, 8, 9	1922-25
Bjork, Del* (Oregon), T.....	82	1937-38	Bryant, Waymond (Tennessee St.), LB.....	50	1974-77
Blackburn, JA, T.....	**	1923	Buckler, William "Bill"* (Alabama), G.....	5, 15, 16	1926-31
Blacklock, Hugh* (Michigan State), T.....	21	1920-25	Buenning, Dan (Wisconsin), G.....	72	2008
Blackman, Lennon* (Tulsa), HB.....	11, 19	1930	Buffone, Doug (Louisville), LB.....	55	1966-79
Blackwell, Kelly (TCU), TE.....	91	1992	Buford, Maury (Texas Tech), P.....	8	1985-86; 89-91
Blair, Paul (Oklahoma State), T.....	68	1986-87	Buivid, Ray* (Marquette), QB/HB.....	9	1937-38
Blake, Jeff (East Carolina), QB.....	11	2005	Bukich, Rudy (USC), QB.....	10, 14	1958-59; 62-68
Blanda, George* (Kentucky), QB/K.....	16, 22	1949-58	Bull, Ronnie (Baylor), B.....	29	1962-70
Blaylock, Anthony (Winston-Salem), CB.....	47	1993	Bullocks, Josh (Nebraska), S.....	36	2009-10
Boden, Lynn (South Dakota State), G.....	60	1979	Burdick, Lloyd* (Illinois), T.....	14	1931-32
Boland, George* (Purdue), FB.....	5, 19	1921-24	Burgeis, Glenn* (Tulsa), T.....	29	1945
Bonderant, JB* (DePauw), C.....	**	1922	Burger, Todd (Penn State), G.....	63	1993-97
Boniol, Chris (Louisiana Tech), K.....	18	1999	Burks, Randy (SE Oklahoma St.), WR.....	83	1976
Booker, Marty (NW Louisiana), WR.....	86	1999-2003; 08	Burman, George (Northwestern), T.....	68	1964
Boone, Alfonso (Mt. San Ant. JC), DT.....	70	2001-06	Burns, Keith (Oklahoma State), LB.....	52	1999
Boone, JR* (Tulsa), HB.....	55, 57	1948-51	Burris, Henry (Temple), QB.....	10	2002
Bortz, Mark (Iowa), G.....	62	1983-94	Burton, James (Fresno State), CB.....	35	1994-97
Boso, Cap (Illinois), TE.....	86	1987-91	Burton, Shane (Tennessee), DT.....	94	1999
Bowers, Sam (Fordham), TE.....	84	1987	Bush, Michael (Louisville), RB.....	29	2012
Bowman, Zackary (Nebraska), CB.....	35, 38	2008-12	Buss, Arthur* (Michigan State), T.....	10, 11	1934-35
Bownes, Fabien (W. Illinois), WR.....	82, 88	1995-98	Bussey, Young* (LSU), QB.....	37	1940-41

Butkus, Dick (Illinois), LB.....	51	1965-73
Butler, Gary (Rice), TE.....	81	1975
Butler, Kevin (Georgia), K.....	6	1985-95
Butterfield, Mark (Stanford), QB.....	10	1996
Buzin, Rich (Penn State), T.....	73	1972

C

Cabral, Brian (Colorado), LB.....	54	1981-86
Cadle, James (San Jose State), G.....	72	1962-72
Caffey, Lee Roy* (Texas A&M), LB.....	60	1970
Cain, Jeremy (Massachusetts), LB.....	58	2004-05
Cain, Joe (Oregon Tech), LB.....	59	1993-96
Caldwell, Mike (Middle Tenn. St.), LB.....	55	2002
Calland, Lee (Louisville), CB.....	23	1969
Cameron, Jack (Winston-Salem), WR.....	30	1984
Campana, Al* (Youngstown), HB.....	10, 40	1950-53
Campbell, Gary (Colorado), LB.....	59	1977-83
Campbell, Jason (Auburn), QB.....	2	2012
Campbell, Leon* (Arkansas), FB.....	32	1952-54
Canady, James (Texas), HB.....	8	1948-49
Carey, Bob* (Michigan State), E.....	85	1958
Carimi, Gabe (Wisconsin), T.....	72	2011-12
Carl, Harland (Wisconsin), HB.....	41	1956
Carlson, Jules "Zuck"* (Oregon St.), G.....	20	1929-36
Caroline, JC (Illinois), DB.....	25	1956-65
Carrier, Mark (USC), S.....	20	1990-96
Carter, Daryl (Wisconsin), LB.....	59	1997
Carter, Marty (Mid. Tenn. St.), S.....	23	1995-98
Carter, Tom (Notre Dame), CB.....	25	1997-99
Carter, Tony (Minnesota), RB.....	30	1994-97
Carter, Virgil (BYU), QB.....	9, 11, 15	1968-69; 76-77
Casares, Rick (Florida), FB.....	35	1955-64
Casey, Tim (Oregon), LB.....	34	1969
Cash, Kerry (Texas), TE.....	84	1996
Castete, Jesse (McNeese State), HB.....	22	1956
Cerqua, Marq (Carson-Newman), LB.....	49	2002
Chamberlin, Guy* (Nebraska), E.....	13, 23	1920-21
Chambers, Wally (E Kentucky), DT.....	60	1973-77
Chancey, Robert, FB.....	38	1998
Chandler, Chris (Washington), QB.....	12	2002-03
Chapura, Dick (Missouri), DT.....	94	1987-89
Chesley, Al (Pittsburgh), LB.....	57	1982
Chesney, Chester "Chet"* (DePaul), C.....	28	1939-40
Childs, Clarence (Florida A&M), DB.....	23	1968
Christian, Bob (Northwestern), FB.....	44	1992-94
Cifers, Ed* (Tennessee), E.....	14	1947-48
Clark, Darryl (Texas), RB.....	37	1987
Clark, Desmond (Wake Forest), TE.....	88	2003-10
Clark, Gail (Michigan State), LB.....	53	1973
Clark, Greg (Arizona State), LB.....	98	1988
Clark, Herman* (Oregon State), G.....	65, 74	1952-56
Clark, Jon (Temple), T.....	72	1996-97
Clark, Phil (Northwestern), DB.....	39	1970
Clarke, Harry* (West Virginia), HB.....	4	1940-43
Clarkson, Stuart* (Texas A&I), G.....	31, 36	1942, 46-50
Clemons, Craig (Iowa), S.....	43	1972-77
Clutts, Tyler (Fresno State), FB.....	44	2011
Coady, Rich (Memphis State), C/E.....	37, 52	1970-74
Cobb, Mike (Michigan State), TE.....	87	1978-81
Cobb, Trevor (Rice), RB.....	43	1994
Cody, Ed* (Purdue), FB.....	16	1949-50
Coia, Angelo* (USC), HB.....	46	1960-63
Cole, Emerson (Toledo), FB.....	31	1952
Cole, Linzy (TCU), WR.....	25	1970
Coleman, Quincy (Jackson State), CB.....	43	1998
Coleman, Travis (Hampton), DB.....	39	2002
Coley, James (Clemson), TE.....	89	1990
Collier, Ervin (Florida A&M), DT.....	93	1995
Collins, Andre (Penn State), LB.....	52	1998
Collins, Nate (Virginia), DT.....	93	2012
Collins, Todd (Michigan), QB.....	10	2010
Colombo, Marc (Boston College), T.....	75	2002-05
Colvin, Roosevelt (Purdue), LB.....	59	1999-2002
Concannon, Jack* (Boston College), QB.....	11	1967-71
Conkright, Bill* (Oklahoma), C.....	47	1937-38
Connor, George* (Notre Dame), T/LB.....	71, 81	1948-55
Conte, Chris (California), S.....	47	2011-12
Conway, Curtis (USC), WR.....	80	1993-99
Conzelman, Jim* (Washington), HB.....	1, 15	1920
Cook, Daimon (Bethune-Cookman), T.....	76	2001
Cook, Marv (Iowa), TE.....	86	1994
Cooke, Ed (Maryland), E.....	80	1958
Copeland, Ron* (UCLA), WR.....	36	1969
Corbett, George* (Millikin), HB.....	5	1932-38
Cornish, Frank (Grambling), DT.....	73	1966-70
Corzine, Lester* (Davis & Elkins), HB.....	**	1938
Costanzo, Blake (Lafayette), LB.....	52	2012
Cotton, Craig (Youngstown), TE.....	80	1973
Cousin, Terry (South Carolina), CB.....	21, 24	1997-99
Covert, Jim (Pittsburgh), T.....	74	1983-90
Cowan, Les* (McMurry), T.....	89	1951
Cowsette, Delbert (Maryland), DT.....	73	2006
Cox, Bryan (W. Illinois), LB.....	52	1996-97
Cox, Ron (Fresno State), LB.....	54	1990-95, '97
Crawford, Fred* (Duke), T.....	14	1934-35
Crawford, James* (Illinois), G.....	27	1925
Croft, Abe* (SMU), E.....	12	1944-45
Croftcheck, Don (Indiana), G.....	61	1967
Cross, Bob* (Stephen F. Austin), T.....	76	1952-53
Culpepper, Brad (Florida), DT.....	76	2000
Culver, Alvin* (Notre Dame), T.....	27, 70	1932
Cunningham, Harold* (Ohio State), E.....	14	1929
Curchin, Jeff* (Florida State), T.....	70	1970-71
Currie, Airese (Clemson), WR.....	17	2006
Cutler, Jay (Vanderbilt), QB.....	6	2009-12



CHICAGO BEARS ALL-TIME ROSTER

D

Daffer, Terrell "Ted" (Tennessee), E.....	64	1954
Damore, John* (Northwestern), C.....	50	1957-58
Daniell, Jim* (Ohio State), T.....	99	1945
Daniels, Dick (Pacific-Oregon), S.....	23	1969-70
Daniels, Phillip (Georgia), DE.....	93	2000-03
Davis, Art* (Alabama State), T.....	70, 78	1953-54
Davis, Chauncey (Florida State), DE.....	94	2011
Davis, Fred* (Alabama), T.....	24	1946-51
Davis, Harper (Miss. St.), HB.....	19	1950
Davis, Jason (Illinois), FB.....	43	2008
Davis, John (Emporia State), TE.....	82	2001-02
Davis, John (Missouri), DB.....	47	1970
Davis, Kellen (Michigan State), TE.....	87	2008-12
Davis, Rashied (San Jose St.), CB/WR.....	21, 81	2005-10
Davis, Rob (Shippensburg - PA), DT/LS.....	91	1996
Davis, Roger (Syracuse), G.....	60	1960-63
Davis, Russell (North Carolina), DE.....	95	1999
Davis, Wendell (LSU), WR.....	82	1988-93
Dean, Fred (Texas Southern), G.....	63	1977
DeCicco, Dom (Pittsburgh), LB.....	57, 58	2011-12
DeCorrevont, Bill* (Northwestern), HB.....	36	1948-49
DeLong, Steve* (Tennessee), DE.....	87	1972
Deloplaire, Jack (Salem), RB.....	33	1979
Dempsey, Frank (Florida), G.....	40, 62	1950-53
Denney, Austin* (Tennessee), E.....	84	1967-69
Denson, Autry (Notre Dame), RB.....	25	2001
Dent, Richard (Tennessee St.), DE.....	95	1983-93; 95
Devlin, Chris (Penn State), LB.....	90	1978
Dewveall, Willard* (SMU), E.....	88	1959-60
Digris, Bernie* (Holy Cross), T.....	37	1943
Dimancheff, Boris "Babe" (Purdue), HB.....	41	1952
Ditka, Mike (Pittsburgh), TE.....	89	1961-66
Dodd, Al* (NW Louisiana), DB.....	23	1967
Doehring, John "Bull"*, FB.....	11, 27	1932-37
Doerger, Jerry (Wisconsin), T.....	72	1982
Dogins, Kevin (Texas A&M-K'ville), C.....	73	2001-02
Donchez, Tom (Penn State), RB.....	36	1975
Dooley, Jim* (Miami-FL), E.....	43	52-54; 56-57; 59-62
Dorsey, Quinn (Oregon), DE.....	90	2004
Dottley, John (Mississippi), FB.....	34	1951-53
Douglas, Merrill (Utah), FB.....	36	1958-60
Douglass, Bobby (Kansas), QB.....	10	1969-75
Douglass, Maurice (Kentucky), DB.....	36, 37	1986-94
Douthitt, Earl (Iowa), S.....	43	1975
Dowden, Corey (Tulane), CB.....	20	1997
Draft, Chris (Stanford), LB.....	96	1998
Dragos, Scott (Boston College), FB/TE.....	45	2000-01
Dreher, Ferd* (Denver), E.....	20	1938
Dressen, Charley*, QB.....	5	1920
Drews, Ted* (Princeton), E.....	20, 80	1928
Dreyer, Wally* (Wisconsin), HB.....	3, 8	1949
Driscoll, Paddy* (Northwestern), HB.....	1, 20	1920; 26-29

Drulis, Chuck* (Temple), G.....	14, 21	1942, 45-50
Drury, Lyle* (St. Louis), E.....	23	1930-31
Drzewiecki, Ron (Marquette), HB.....	21	1955; 57
Duarte, George (N Arizona), CB.....	30	1987
Duerson, Dave* (Notre Dame), S.....	22	1983-89
Dugger, Jack* (Ohio State), E.....	12	1949
Dulaney, Mike (North Carolina), RB.....	38	1997
Dunlap, Bob* (Oklahoma), QB.....	30	1935
Dunsmore, Pat (Drake), TE.....	91	1983-84
Duvic, John (Northwestern), K.....	10	1987
Dvoracek, Dusty (Oklahoma), DT.....	98	2007-08
Dyko, Chris (Washington St.), T.....	68	1989

E

Earl, Robin (Washington), RB/TE.....	39, 81	1977-82
Ecker, Ed* (John Carroll), T.....	22	1947
Edinger, Paul (Michigan State), K.....	2	2000-04
Edwards, Brian (East Tenn. St.), RB.....	38	2000
Edwards, Cid (Tennessee State), RB.....	37	1975
Edwards, Marc (Notre Dame), FB.....	49	2005
Edwards, Steve (Central Florida), T.....	79	2002-05
Eilers, Pat (Notre Dame), S.....	25, 37	1995
Eldridge, Brody (Oklahoma), TE.....	88	2012
Elliott, Jamin (Delaware), WR.....	87	2002
Ellis, Allan (UCLA), CB.....	48	73-77; 79-80
Elnes, Leland* (Bradley), QB.....	10, 11	1929
Ely, Harold* (Iowa), G.....	11	1932
Ely, Larry (Iowa), LB.....	54	1975
Enderle, Nathan (Idaho), QB.....	10	2011
Engelbreten, Paul* (Northwestern), G.....	21	1932
Englund, Harry*, E.....	15	1920-23
Engram, Bobby (Penn State), WR.....	81	1996-2000
Enis, Curtis (Penn State), RB.....	39, 44	1998-2000
Epps, Tory* (Memphis State), DT.....	65	1993-94
Erickson, Craig (Miami-Fla.), QB.....	19	1999
Erickson, Harold* (Wash. & Jeff.), HB.....	26	1925
Evans, Earl* (Harvard), T.....	19, 44	1926-29
Evans, Fred* (Notre Dame), HB.....	11	1948
Evans, Vince (USC), QB.....	8	1977-83
Everett, Tyler (Ohio State), S.....	22	2006
Evey, Dick (Tennessee), T.....	79	1964-69

F

Fada, Rob (Pittsburgh), G.....	92	1983-84
Fain, Richard (Florida), CB.....	24	1992
Falkenberg, Herb* (Trinity), FB.....	30	1952
Famiglietti, Gary* (Boston U.), FB.....	2	1938-45
Fanning, Stan* (Idaho), T.....	65	1960-62
Farmer, George (UCLA), WR.....	43	1970-75
Farrington, John* (Prairie View), E.....	84	1960-63
Farris, Tom* (Wisconsin), QB.....	36	1946-47
Faulkerson, Mike (North Carolina), FB.....	38	1995-96
Feathers, Beattie* (Tennessee), HB.....	48	1934-37

Febel, Fritz* (Purdue), G.....28	1935	Gardocki, Chris (Clemson), P/K.....17	1991-94
Federovich, John* (Davis & Elkins), T.....34	1941-42	Garrett, Carl (New Mexico H'ands), RB.....26	1973-74
Feichtinger, Andy*, E.....11	1920-21	Garrett, T.* (Oklahoma A&M), C.....13	1947-48
Fencik, Gary (Yale), S.....45	1976-87	Garrett, WD* (Mississippi State), T.....44	1950
Fenimore, Bob* (Oklahoma A&M), HB.....55	1947	Garvey, Art "Hec"* (Notre Dame), E.....6	1922-23
Ferguson, JB, T.....**	1932	Garvey, Ed* (Notre Dame), HB.....28	1925
Ferguson, Jim (South Carolina), C/LB.....58	1969	Garza, Roberto (Texas A&M-K'ville), G.....63	2005-12
Fetz, Gus*, FB.....10	1923	Gattis, Josh (Wake Forest), S.....43	2007
Figner, George "Bunny" (Colorado), HB.....21	1953	Gault, Willie (Tennessee), WR.....83	1983-87
Finzer, Dave (DePauw), P.....15	1984	Gayle, Shaun (Ohio State), S.....23	1984-94
Fisher, Bob (SMU), TE.....85	1980-81	Gedney, Chris (Syracuse), TE.....84	1993-96
Fisher, Jeff (USC), CB.....24	1981-84	Gentry, Curtis (Maryland Eastern Shore), DB.....46	1966-68
Fitzgerald, Greg (Iowa), DT.....96	1987	Gentry, Dennis (Baylor), WR.....29	1982-92
Flaherty, Pat* (Princeton), E.....15	1923	George, Bill* (Wake Forest), G/LB.....61, 72	1952-65
Flanagan, Dick* (Ohio State), G.....9	1948-49	George, Jeff (Illinois), QB.....11	2004
Flanagan, Latham* (Carnegie Tech), E.....19	1931	Gepford, Sid* (Millikin & Bethany), B.....6	1920
Flanigan, Jim (Notre Dame), DT.....68, 99	1994-2000	Gersbach, Carl (West Chester St.), LB.....59	1975
Fleckenstein, Bill* (Iowa), G.....15	1925-30	Geyer, Bill* (Colgate), HB.....7, 11	1942-43, 46
Floyd, Bobby Jack (TCU), FB.....30	1953	Gibron, Abe* (Purdue), G.....65	1958-59
Flutie, Doug (Boston College), QB.....2	1986	Gibson, Aaron (Wisconsin), G/T.....78	2003-04
Fontenot, Al (Baylor), DE.....96	1993-96	Gibson, Thadeus (Ohio State), DE.....93	2011
Fontenot, Jerry (Texas A&M), G.....67	1989-96	Gilbert, Jarron (San Jose State), DT.....90	2009
Forbes, Marlon (Penn State), S.....46	1996-98	Gilbert, Kline* (Mississippi), T.....62	1953-57
Ford, Carl (Toledo), WR.....19	2005	Gilliam, John (South Carolina St.), WR.....82	1977
Ford, Charlie (Houston), CB.....32	1971-73	Gilmore, John (Penn State), TE.....85	2002-07
Fordham, Jim* (Georgia), FB.....3	1944-45	Glasgow, Brian (N Illinois), TE.....82, 98	1987
Forrest, Tom (Cincinnati), G.....62	1974	Glenn, Bill* (E Illinois), QB.....8	1944
Forsey, Brock (Boise State), RB.....44	2003	Glueck, Larry (Villanova), B.....43	1963-65
Forte, Aldo* (Montana State), G.....23	1939-42	Goebel, Paul* (Michigan), E.....44	1925
Forté, Matt (Tulane), RB.....22	2008-12	Goodnight, Owen* (Hardin-Simmons), QB.....27	1946
Fortmann, Dan* (Colgate), G.....21	1936-43	Gordon, Dick (Michigan State), WR.....45	1965-71
Fortunato, Joe (Mississippi State), LB.....31	1955-66	Gordon, Lou* (Illinois), T.....19	1938
Francis, Sam* (Nebraska), FB.....38	1937-38	Gorgal, Ken (Purdue), HB.....14	1955-56
Franklin, Jerry (Arkansas), LB.....59	2012	Gould, Robbie (Penn State), K.....9	2005-12
Franklin, Paul* (Franklin), E.....9	1930-34	Gowins, Brian (Northwestern), K.....11	1999
Frazier, Leslie (Alcorn State), CB.....21	1981-85	Grabowski, Jim (Illinois), RB.....33	1971
Frederick, Andy (New Mexico), T.....71	1983-85	Graham, Conrad (Tennessee), DB.....37	1973
Friedman, Lennie (Duke), G.....62	2005	Graham, Corey (New Hampshire), CB.....21	2007-11
Frump, Milton* (Ohio Wesleyan), G.....17	1930	Graham, Jeff (Ohio State), WR.....81	1994-95
Fuller, Steve (Clemson), QB.....4	1984-86	Grandberry, Ken (Wash. St.), RB.....47	1974
Furrer, Will (Virginia Tech), QB.....2	1992	Grange, Garland "Gardie"* (Illinois), E.....25	1929-31
		Grange, Harold "Red"* (Illinois), HB/DB.....77	1925; 29-34
G		Grant, Charles (Georgia), DE.....94	2010
Gage, Justin (Missouri), WR.....87, 12	2003-06	Grant, Ernest (Ark.-Pine Bluff), DT.....72	2002
Gagnon, Dave (Ferris State), RB.....21	1974	Grasmanis, Paul (Notre Dame), DT.....93	1996-98
Gaines, Michael (Central Florida), TE.....85	2009	Gray, Bobby (Louisiana Tech), SS.....25	2002-04
Gaines, Wentford (Cincinnati), CB.....36	1978-80	Gray, Chris (Auburn), G.....62	1997
Galimore, Willie* (Florida A&M), HB.....28	1957-63	Green, Bobby Joe* (Florida), P.....88	1962-73
Gallagher, Dave (Michigan), DE.....76	1974	Green, Mark (Notre Dame), RB.....31	1989-92
Gallarneau, Hugh* (Stanford), HB.....8	1941-42; 45-47	Green, Mike (Northwestern St.), S.....43	2000-05
Gandy, Mike (Notre Dame), G.....69	2002-04	Green, Robert (William & Mary), RB.....22	1993-96
Garay, Antonio (Boston College), DT.....90	2006-07	Greenwood, Glen* (Iowa), HB.....**	1924
Gardner, Gilbert (Purdue), LB.....59	2008	Griese, Brian (Michigan), QB.....14	2006-07



CHICAGO BEARS ALL-TIME ROSTER

Grim, Bob (Oregon State), WR	27	1975
Grossman, Rex (Florida), QB	8	2003-08
Grosvenor, George* (Colorado), HB	8	1935-36
Grygo, Al* (South Carolina), HB	32	1944-45
Gudauskas, Pete* (Murray State), G	17	1943-44
Gulyanics, George* (Ellisville JC), HB/P	39	1947-55
Gunn, Jimmy (USC), LB	30	1970-75
Gunner, Harry (Oregon State), DE	78	1970
Gurode, Andre (Colorado), C/G	64	2012

H

Haddon, Aldous* (Wash. & Jeff.), B	28	1928
Haines, Kris (Notre Dame), WR	83	1979-81
Halas, George* (Illinois), E	7	1920-29
Hale, Dave (Ottawa), DE	75	1969-73
Hall, Lemanski (Alabama), LB	53	1998
Hallock, Ty (Michigan State), FB	49, 94	1998-99
Haluska, Jim (Wisconsin), HB	11	1956
Hamilton, Marcus (Virginia), CB	24	2008
Hamity, Lewis* (Chicago), HB	3	1941
Hamlin, Gene (Western Michigan), C	50	1971
Hammond, Henry* (Southwestern), E	15	1937
Hampton, Dan (Arkansas), DE	99	1979-90
Hanie, Caleb (Colorado State), QB	12	2008-11
Hanke, Carl* (Minnesota), G	5	1922
Hanny, Frank* (Indiana), E	19	1922-26
Hansen, Wayne* (Texas Western), C	14, 51	1950-59
Harbaugh, Jim (Michigan), QB	4, 14	1987-93
Hardy, Cliff (Michigan State), CB	17	1971
Hardy, John (California), DB	38	1991
Harley, Charles "Chic"* (Ohio State), RB	**	1921
Harmon, Ronnie (Iowa), RB	22	1997
Harper, LaSalle (Arkansas), LB	54	1989
Harper, Roland (Louisiana Tech), RB	35	75-78; 80-82
Harris, Al (Arizona State), DE	90	1979-84; 86-87
Harris, Chris (Louisiana-Monroe), S	46	2005-06; 10-11
Harris, Chuck (West Virginia), T	75	1987
Harris, Frank (NC State), RB	36	1987
Harris, Raymont (Ohio State), RB	29	1994-97
Harris, Richard* (Grambling), DE	84	1974-75
Harris, Sean (Arizona), LB	55	1995-2000
Harris, Tommie (Oklahoma), DT	91	2004-10
Harris, Walt (Mississippi State), CB	27	1996-2001
Harris, Willie (Mississippi State), WR	86	1993
Harrison, Jim (Missouri), RB	35	1971-74
Harrison, Marcus (Arkansas), DT	94, 99	2008-10
Hart, Tommy (Morris Brown), DE	53	1978-79
Hartenstine, Mike (Penn State), DE	73	1975-86
Hartman, Fred* (Rice), T	35	1947
Hartnett, Perry (SMU), G	71	1982-83
Hartsell, Mark (Boston College), QB	11	2000
Haselrig, Clint (Michigan), WR	81	1974
Hass, Mike (Oregon State), WR	83	2007

Hatley, John* (Sul Ross), G	65	1953
Hawkins, Garland (Syracuse), DE	74	1995
Hayden, Kelvin (Illinois), CB	24	2012
Hayes, Geno (Florida State), LB	58	2012
Haynes, Michael (Penn State), DE	97	2003-05
Hazelton, Major (Florida A&M), DB	49	1968-69
Healey, Ed* (Dartmouth), T	16	1922-27
Healy, Don (Maryland), G	60	1958-59
Hearden, Tom* (Notre Dame), QB	80	1929
Heck, Andy (Notre Dame), T	64	1994-98
Heileman, Charles* (Iowa State), E	**	1939
Heimuli, Lakei (BYU), RB	38	1987
Helwig, John* (Notre Dame), G	80	1953-56
Hempel, Bill* (Carroll), T	19	1942
Henderson, Reuben (San Diego St.), CB	20	1981-82
Henry, Ricky (Nebraska), G	64	2011
Hensley, Dick (Kentucky), E	82	1953
Hernandez, Adam (Yale), G	78	1998
Herridon, Jimmy (Houston), T	74	1997-2001
Herron, Bruce (New Mexico), LB	51	1978-82
Hester, Devin (Miami-FL), CB/KR/PR/WR	23	2006-12
Hester, Jim* (North Dakota), TE	86	1970
Hewitt, Bill* (Michigan), E	56	1932-36
Heyward, Craig* (Pittsburgh), FB	45	1993
Hibbs, Jesse* (USC), T	54	1931
Hicks, Michael (S. Carolina St.), RB	44	1996-97
Hicks, Tom (Illinois), LB	54	1976-80
High, Lennie*, HB	24	1920
Hiles, Van (Kentucky), S	48	1997
Hilgenberg, Jay (Iowa), C	63	1981-91
Hill, Charles (Maryland), DT	74	2003
Hill, Harlon* (North Alabama), E	87	1954-61
Hill, Ike (Catawba), WR	17	1973-74
Hills, Keno (Southwestern La.), G/T	68	1999
Hillenmeyer, Hunter (Vanderbilt), LB	92	2003-10
Hilliard, Randy (NW Louisiana), CB	47	1998
Hintz, Mike (Wis-Platteville), DB	35	1987
Hoban, Mike (Michigan), G	67	1974
Hobscheid, Fred* (Chicago), G	**	1927
Hodgins, Norm (LSU), S	34	1974
Hoffman, Jack* (Xavier), E	82	1952-56
Hoffman, John (Hawaii), DE	79	1971
Hoffman, John* (Arkansas), E	29, 89	1949-56
Hoge, Merrill (Idaho State), RB	33	1994
Hohensee, Mike (Minnesota), QB	8	1987
Hoke, Jonathan (Ball State), CB	47	1980
Holdman, Warrick (Texas A&M), LB	53	1999-2003
Holloway, Glen* (N Texas State), G	61, 62	1970-73
Holly, Daven (Cincinnati), CB	26	2005
Holman, Willie* (South Carolina St.), DE	85	1968-73
Holmer, Walter* (Northwestern), FB	9	1929-30
Holmes, Jaret (Auburn), K	10	1999
Holovak, Mike* (Boston College), FB	15	1947-48

Holt, Terrence (NC State), S	32	2008	Jarmoluk, Mike* (Temple), T	25	1946-47
Hoptowit, Al* (Washington State), T	26	1941-45	Jecha, Ralph (Northwestern), G	69	1955
Horan, Mike (Long Beach State), P	2	1998	Jeffery, Alshon (South Carolina), WR	17	2012
Horn, Levi (Montana), T	79	2011	Jeffries, Eric (Texas), CB	24, 31	1987
Horton, Larry (Iowa), DT	64	1972-73	Jencks, Robert* (Miami, OH), E	80	1963-64
Howard, Bobbie (Notre Dame), LB	52	2001-03	Jenkins, Corey (South Carolina), LB	53	2004
Howard, Dana (Illinois), LB	95	1996	Jennings, Keith (Clemson), TE	85	1991-97
Howley, Charles (West Virginia), C	54	1958-59	Jennings, Tim (Georgia), CB	26	2010-12
Hrivnak, Gary (Purdue), DT	72	1973-76	Jensvold, Leo* (Iowa), QB	10	1931
Huarte, John (Notre Dame), QB	7	1972	Jeter, Bob (Iowa), CB	29	1971-73
Huerta, Carlos (Miami-FL), K	8	1996	Jeter, Perry (California Poly Tech), RB	21	1956-57
Hudson, Chris (Colorado), S	47	1999	Jewett, Bob (Michigan State), E	86	1958
Huff, Gary (Florida State), QB	19	1973-76	Jiggetts, Dan (Harvard), T	62	1976-82
Huffine, Ken* (Purdue), FB	5	1921	Jimoh, Ade (Utah State), CB	35	2007
Hugasian, Harry (Stanford), HB	48	1955	Joe, Leon (Maryland), LB	53	2004-06
Hughes, Billy* (Texas), C	24	1940-41	Joesting, Herb* (Minnesota), FB	33	1931-32
Hughes, Tyrone (Nebraska), PR/KR	33	1997	Johnson, Albert* (Kentucky), FB	3	1938
Hull, Mike (USC), FB	33	1968-70	Johnson, Anthony (Notre Dame), RB	25	1995
Hultz, Don (Southern Miss.), DT	67	1974	Johnson, Bill* (SMU), G	33	1946-47
Humphries, Stefan (Michigan), G	75	1984-86	Johnson, Brent (Tenn.-Chattanooga), C/G	53	1987
Hunsinger, Chuck (Florida), LB	46	1950-52	Johnson, Bryan (Boise State), FB	47	2004-05
Hunt, Jackie* (Marshall), HB	25	1945	Johnson, Clyde (Kansas State), DB	35	1997
Huntington, Greg (Penn State), G	67	1997-99	Johnson, Greg (Florida State), DT	78	1977
Hurd, Sam (Northern Illinois), WR	81	2011	Johnson, Herman (LSU), G	67	2010
Hurst, William* (Oregon), G	**	1924	Johnson, Jack (Miami-FL), B	49	1957-59
Hutchison, Anthony (Texas Tech), RB	31	1983-84	Johnson, John (Indiana), T	76	1963-68
Hutchinson, Chad (Stanford), QB	9	2004	Johnson, Keshon (Arizona), CB	25, 37	1993-95
Huther, Bruce (New Hampshire), LB	57	1982	Johnson, Leo* (Millikin), HB	8	1920
Hyche, Steve (Livingston), LB	58	1989	Johnson, Leon (North Carolina), RB	32	2001-02
Hyland, Bob (Boston College), C	50	1970	Johnson, Oscar G* (Vermont), FB	1, 10	1924

I

Idonije, Israel (Manitoba), DE	71	2004-12	Johnson, Pete (VMI), B	20	1959
Iglesias, Juanquin (Oklahoma), WR	17	2009	Johnson, Robert (Auburn), TE	82	2003
Ingwersen, Burt* (Illinois), G	10	1920-21	Johnson, Tank (Washington), DT	99	2004-06
Ippolito, Anthony* (Purdue), G	82	1943	Johnson, Todd (Florida), S	32, 35	2003-06
Ireland, Darwin (Arkansas), LB	52, 60	1994-95	Johnson, Troy (Oklahoma), LB	92	1988-89
Ivlow, John (Colorado State), RB	46	1993	Johnson, Will (NE Louisiana), LB	89, 93	1987
Iwuh, Brian (Colorado), LB	52	2010-11	Johnsos, Luke* (Northwestern), E	24	1929-36

J

Jackson, Bobby* (Alabama), HB	20	1961	Jones, Bob (San Diego State), E	43	1967
Jackson, Jack (Florida), WR	88	1995-96	Jones, Dante (Oklahoma), LB	53	1988-94
Jackson, John (USC), WR	82	1996	Jones, Daryl (Miami-FL), WR	82	2004
Jackson, Noah (Tampa), G	65	1975-83	Jones, Edgar* (Pittsburgh), HB	27, 37	1945
Jackson, Randy (Florida), T	65	1967-74	Jones, Greg (Colorado), LB	55	2001
Jackson, Vestee (Washington), CB	24	1986-90	Jones, Jeremy (Wayne State), S	46	2012
Jaeger, Jeff (Washington), K	1	1996-99	Jones, Jermaine (Northwestern St.), CB	26	1999
Jagade, Chick* (Indiana), FB	30	1954-55	Jones, Jerry* (Notre Dame), G	12	1920-21
James, Dan* (Ohio State), T	74	1967	Jones, Jimmy (Wisconsin), E	80	1965-67
Janata, John (Illinois), T	72	1983	Jones, Kevin (Virginia Tech), RB	27	2008-09
Janet, Ernie (Washington), G	64	1972-74	Jones, Stan* (Maryland), T	78	1954-65
January, Mike (Texas), LB	94	1987	Jones, Thomas (Virginia), RB	20	2004-06
			Joyce, Eric (Tennessee State), DB	38	2002
			Jordan, Donald (Houston), RB	49	1984
			Joseph, Dwayne (Syracuse), CB	32	1995-96
			Juenger, Dave (Ohio U.), WR	38	1973



CHICAGO BEARS ALL-TIME ROSTER

June, Cato (Michigan), LB	59	2009
Jurkovic, Mirko* (Notre Dame), G	64	1992

K

Karr, William* (West Virginia), E	22	1933-38
Karras, Ted (Indiana), G	67	1960-64
Karwales, Jack* (Michigan), E	33	1946-47
Kashama, Alain (Michigan), DE	94	2004
Kassel, Chuck* (Illinois), E	24	1927
Kavanaugh, Ken* (LSU), E	51	40-41; 45-50
Kawal, Ed* (Illinois), C	19, 27	1931-36
Keane, Jim* (Iowa State), E	20	1946-51
Keefe, Jerry* (Notre Dame), G	**	1920
Kelly, Elmo* (Wichita), E	76	1944
Kelly, Jim (Tennessee State), TE	88	1974
Kendricks, Jim* (Texas A&M), T	6, 26	1924
Kennedy, Jimmy (Penn State), DT	72	2007
Kennison, Eddie (LSU), WR	82	2000
Keriasotis, Nick* (St. Ambrose), G	19	1942-44
Keyes, Marcus (North Alabama), DT	73	1996-97
Keys, Tyrone (Mississippi St.), DE	98	1983-85
Kiesling, Walter* (St. Thomas), G	25	1934
Kilcullen, Bob (Texas Tech), T	74	1957-65
Kilgore, Jon (Auburn), P	80	1968
Kindt, Don* (Wisconsin), HB	6, 81	1947-55
Kindt, Don Jr. (Wis-LaCrosse), TE	8	1987
King, Ralph* (Chicago), T	2	1925
Kinney, Steve (Utah State), T	63	1973-74
Kirk, Ken* (Mississippi), C	53	1960
Kissell, Adolph* (Boston College), FB	18	1942
Kittner, Kurt (Illinois), QB	15	2005
Klawitter, Dick* (S. Dakota State), C	54	1956-57
Klein, Richard* (Iowa), T	79	1958-59
Knapczyk, Ken (Northern Iowa), WR	88	1987
Knight, Bryan (Pittsburgh), LB	90	2002-03
Knop, Oscar* (Illinois), FB	11	1923-28
Knox, Bill (Purdue), DB	31	1974-76
Knox, Johnny (Abilene Christian), WR	13	2009-12
Knox, Ron* (UCLA), QB	18	1957
Koehler, Robert* (Northwestern), FB	3	1920-21
Kolman, Ed* (Temple), T	29	1940-44
Komar, Max (Idaho), WR	83	2011
Konovsky, Bob* (Wisconsin), G	58	1960
Kopcha, Joe* (Chattanooga), G	29	1929-35
Kortas, Kenneth (Louisville), T	70	1969
Kosins, Gary (Dayton), RB	33	1972-74
Kozlowski, Glen (BYU), WR	88	1987-92
Kramer, Erik (NC State), QB	12	1994-98
Kreamcheck, John (Wm. & Mary), T	58	1953-55
Kreitling, Rich (Illinois), E	82	1964
Krenk, Mitch (Nebraska), TE	89	1984
Krenzel, Craig (Ohio State), QB	16	2004
Kreutz, Olin (Washington), C	57	1998-2010

Krieg, Dave (Milton College -WI), QB	17	1996
Kriewald, Doug (West Texas State), G	60	1967-68
Krumm, Todd (Michigan State), S	44	1988
Kuechenberg, Rudy (Indiana), LB	59	1967-69
Kunz, Lee (Nebraska), LB	57	1979-81
Kurek, Ralph (Wisconsin), FB	32	1965-70

L

Lacina, Corbin (Augustana), G	63	2003
Lacy, Bo (Arkansas), G	69	2004
LaFavor, Tron (Florida), DT	73	2003
LaFleur, Joe* (Marquette), FB	2	1922-24
LaForest, W*., FB	**	1920
Lahar, Harold* (Oklahoma), G	12	1941;1945
Lamb, Walter* (Oklahoma), E	12	1946
Landry, Greg (Massachusetts), QB	11	1984
Lanum, R. "Jake"* (Ill & Millikin), QB	1	1920-24
LaRocque, Joey (Oregon State), LB	90	2008
Larson, Fred* (Notre Dame), C	14, 17	1922
Lashar, Tim (Oklahoma), K	16	1987
Lasker, Greg (Arkansas), S	31	1988
Latta, Greg* (Morgan State), TE	88	1975-80
Lawler, Allen* (Texas), HB	33	1948
Lawson, Roger (W. Michigan), RB	36	1972-73
Layne, Bobby* (Texas), QB	22	1948
Leahy, Bernie* (Notre Dame), HB	6	1932
Leclerc, Roger (Trinity), K/LB	54, 83	1960-66
Le Bel, Harper (Colorado State), LS	88	1997
Lee, Buddy (LSU), QB	14	1971
Lee, Herman* (Florida A&M), T	70	1958-66
Lee, Shawn* (North Alabama), DE	76	1998
Leeuwenburg, Jay (Colorado), G	58	1992-95
Leeuwenburg, Rich (Stanford), T	57	1965
Leggett, Earl* (LSU), T	71	1957-65
Lemon, Clifford* (Centre), T	9	1926
Leonard, James* (Colgate), T	**	1924
Lesane, James* (Virginia), HB	49	1952-53
Lewis, Darren (Texas A&M), RB	33	1991-93
Lewis, Nate (Oregon Tech), WR	82	1994-95
Lewis, Scotty (Baylor), DT	79	1995
Lick, Dennis (Wisconsin), T	70	1976-81
Lincoln, Jeremy (Tennessee), CB	39	1992-95
Line, Bill (SMU), DT	67	1972
Lintzenich, Joseph* (St. Louis), FB	7	1930-31
Lipscomb, Paul* (Tennessee), T	74	1954
Lisch, Rusty (Notre Dame), QB	12	1984
Littleton, Jody (Baylor), LS	63	2002
Livers, Virgil (W. Kentucky), CB	24	1975-79
Livingston, Andy (Phoenix JC), B	48	1964-65
Livingston, Howie* (Fullerton JC), DB	48	1953
Lloyd, Brandon (Illinois), WR	80	2008
Logan, James (Indiana), G	20, 37	1942-43
Long, Harvey* (Detroit), T	27	1929

Long, Johnny* (Colgate), QB.....	33	1944-45	Mastrogany, Gus* (Iowa), E.....	29	1931
Lott, Andre (Tennessee), DB.....	26	2006	Matheson, Jack* (W. Michigan), E.....	41	1947
Louis, Lance (San Diego State), G.....	60	2009-12	Mattes, Ron (Virginia), T.....	75	1991
Lowe, Lloyd (North Texas State), HB.....	28	1953-54	Matthews, Shane (Florida), QB.....	9	1993-96; 99-01
Lowery, Michael (Mississippi), LB.....	53	1996-97	Mattson, Riley (Oregon), T.....	75	1965
Luckman, Sid* (Columbia), QB/P.....	42	1939-50	Matuza, Al* (Georgetown), C.....	15	1941-44
Lujack, Johnny (Notre Dame), QB.....	32	1948-51	Maumalanga, Chris (Kansas), DT.....	72	1997
Lundy, Dennis (Northwestern), RB.....	43	1995	Maxey, Marcus (Miami-FL), CB.....	27	2006
Lusby, Vaughn (Arkansas), CB.....	29	1980	May, Chester*, G.....	19	1920
Lyle, Garry (G. Washington), CB.....	44	1968-74	May, Walter O. "Red"*, G.....	19	1920
Lyman, Dustin (Wake Forest), TE.....	89	2000-04	Mayes, Alonzo (Oklahoma State), TE.....	85	1998-2000
Lyman, Roy "Link"* (Neb.), T.....	2, 11, 12, 14, 7726-28, 30-31, 33-34		Mayes, Rufus* (Ohio State), T.....	71	1969
Lynch, Lorenzo (Cal St.-Sac.), DB.....	43	1987-89	Maynard, Brad (Ball State), P.....	4	2001-10
Lyon, George* (Kansas State), T.....	17	1929	Maznicki, Frank (Boston College), HB.....	4	1942-43
M					
MacLeod, Robert* (Dartmouth), HB.....	5	1939-40	McAfee, George* (Duke), HB.....	5, 33	1940-41; 45-50
Macon, Ed (College of Pacific), HB.....	25	1952-53	McBride, Trumaine (Mississippi), CB.....	26	2007-09
MacWherter, Kile* (Bethany), FB.....	14	1920	McClellin, Shea (Boise State), DE.....	99	2012
Magnani, Dante* (St. Mary's), HB.....	3, 4, 8	1943; 46; 49	McClendon, Willie (Georgia), RB.....	37	1979-82
Maillard, Ralph* (Creighton), T.....	23	1929	McClover, Darrell (Miami-FL), LB.....	58, 98	2006-09
Malone, Charles* (Texas A&M), E.....	25	1933	McColl, Bill (Stanford), E.....	83	1952-59
Manders, Jack* (Minnesota), HB.....	10	1933-40	McCown, Josh (Sam Houston St.), QB.....	15, 12	2011-12
Maness, James (TCU), WR.....	81	1985	McCray, Bruce (W. Illinois), CB.....	31	1987
Mangum, John (Alabama), S.....	26	1990-98	McDonald, Lester* (Nebraska), E.....	76	1937-39
Maniaci, Joe* (Fordham), RB.....	11	1938-41	McDonald, Rico (Pittsburgh), LB.....	54	1998-99
Mannely, Patrick (Duke), T/LS.....	65	1998-2012	McElroy, Ray (Eastern Illinois), S.....	47	2000
Manning, Danial (Abilene Christian), S/KR.....	38	2006-10	McElwain, Bill* (Northwestern), HB.....	29	1925
Manning, Pete (Wake Forest), E.....	86	1960-61	McEnulty, Doug* (Wichita), FB.....	29	1943-44
Manning, Jr., Ricky (UCLA), CB.....	24	2006-07	McGee, Richmond (Texas), P.....	10	2009
Manske, Edgar "Eggs"* (Northwestern), E.....	7, 17	1937-40	McGee, Tony (Bishop College), DE.....	71	1971-73
Manumaleuna, Brandon (Arizona), TE.....	86	2010	McGowan, Brandon (Maine), S.....	36	2005-08
Marconi, Joe* (West Virginia), FB.....	34	1962-66	McGuire, Gene (Notre Dame), C.....	60	1993
Mare, Olindo (Syracuse), K.....	10	2012	McInerney, Sean (Frostburg State), DT.....	68	1987
Margarita, Bob* (Brown), HB.....	44	1944-46	McKenzie, Keith (Ball State), DT.....	95	2002
Margerum, Ken (Stanford), WR.....	82, 89	81-83; 85-86	McKie, Jason (Temple), FB.....	37	2003-09
Marshall, Alfonso (Miami-FL), CB.....	22	2004	McKinney, Phil (UCLA), T.....	67	1982
Marshall, Anthony (LSU), DB.....	36	1994-97	McKinney, Bill (West Texas), LB.....	54	1972
Marshall, Brandon (Central Florida),.....	15	2012	McKinnon, Dennis (Florida State), WR.....	85	83-85; 87-89
Marshall, Wilber (Florida), LB.....	58	1984-87	McLean, Ray "Scooter"* (St. Anselm), HB.....	57	1940-47
Marten, James (Boston College), T.....	72	2009	McMahon, Jim (BYU), QB.....	9	1982-88
Martin, Bill (Georgia Tech), E.....	22, 85	1964-65	McManis, Sherrick (Northwestern), CB.....	27	2012
Martin, Billy* (Minnesota), HB.....	22	1962-64	McMichael, Steve (Texas), DT.....	76	1981-93
Martin, Chris (Northwestern), CB.....	25	1996	McMillen, Jim* (Illinois), G.....	22	1924-29
Martin, Dave (Notre Dame), LB.....	53	1969	McMillon, Todd (N. Arizona), CB.....	26	2000-04
Martin, Frank* (Alabama), HB.....	33	1941	McMullen, Daniel* (Nebraska), G.....	21	1930-31
Martinovich, Phil* (Coll. of Pacific), G.....	19, 66	1940	McMurry, Greg (Michigan), WR.....	88	1994
Maslowski, Matt (San Diego U.), WR.....	46, 82	1972	McNown, Cade (UCLA), QB.....	8	1999-2000
Mass, Wayne (Clemson), OT.....	74	1968-70	McPherson, Forrest* (Nebraska), G.....	25	1935
Massey, Chris (Marshall), LS.....	45	2011	McQuarters, R.W. (Oklahoma St.), CB.....	21	2000-04
Masters, Bob* (Baylor), FB.....	37	1943-44	McRae, Bennie* (Michigan), DB.....	26	1962-70
Masterson, Bernie* (Nebraska), QB.....	33	1934-40	McRae, Franklin (Tenn. State), DT.....	58	1967
Masterson, Forest (Iowa), C.....	15	1945	Meadows, Ed* (Duke), E.....	76, 86	1954-56
			Mellekas, John (Arizona), T.....	76	1956-61
			Melton, Henry (Texas), DE.....	69	2010-12



CHICAGO BEARS ALL-TIME ROSTER

Meriweather, Brandon (Miami), S	31	2011
Merkel, Monte* (Kansas), G	13	1942-43
Merrill, Mark (Minnesota), LB	50	1979
Merrill, Than (Yale), S	22	2001
Merritt, Ahmad (Wisconsin), WR	81	2001-03
Metcalf, Terrence (Mississippi), T/G	60	2002-08
Meyers, Denny* (Iowa), T	33	1931
Meyers, Jerry* (N Illinois), DL	74	1976-79
Michaels, Edward* (Villanova), G	18	1936
Mihal, Joe* (Purdue), T	27	1940-41
Milburn, Glyn (Stanford), RB/KR	24	1998-2001
Miller, Charles "Ookie"* (Purdue), C	76	1932-37
Miller, Fred (Baylor), T	69	2005-08
Miller, Jim (Michigan State), QB	15	1998-2002
Miller, Jordan (Southern), DT	96	2011
Miller, Milford* (Chadron), T	26, 76	1932
Milner, Bill* (Duke), G	38	1947-49
Milton, Eldridge (Clemson), LB	57	1987
Mines, Fontel (Virginia), TE	89	2007
Miniefield, Kevin (Arizona State), CB	24	1993-96
Minini, Frank (San Jose State), HB	44	1947-49
Minter, Barry (Tulsa), LB	92	1993-2000
Mintun, John F. "Jake"*, C	20	1920-21
Mirer, Rick (Notre Dame), QB	13	1997
Mitchell, Charley* (Tulsa), HB	37	1945
Mitchell, Qasim (No. Car. A&T), T	72	2003-05
Mohardt, John* (Notre Dame), HB	26	1925
Molesworth, Keith* (Monmouth), HB	4	1931-37
Montgomery, Randy (Weber State), CB	27	1974
Montgomery, Ross (TCU), FB	22	1969-70
Mooney, Jim* (Georgetown), E	18	1935
Mooney, Tip* (Abilene Christian), HB	4	1944-46
Moore, Albert* (Northwestern), QB	8	1932
Moore, Damon (Ohio State), SS	37	2002
Moore, D.J. (Vanderbilt), CB	30	2009-12
Moore, Jerry (Arkansas), S	18	1971-72
Moore, Joe (Missouri), RB	49	1971-72
Moore, Joshua (Kansas State), CB	31	2010
Moore, McNeil (Sam Houston), HB	29	1954-56
Moore, Rocco (Western Michigan), G	71	1980
Moorehead, Emery (Colorado), TE	43, 87	1981-88
Moreno, Moses (Colorado State), QB	4	1998
Morgan, Anthony (Tennessee), WR	81	1991-93
Morgan, Mike (Wisconsin), RB	29	1978
Morris, Byron "Bam" (Texas Tech), RB	33	1998
Morris, Francis* (Boston U.), HB	11	1942
Morris, Johnny (Santa Barbara), FL	47	1958-67
Morris, Jon (Holy Cross), C	63	1978
Morris, Larry* (Georgia Tech), LB	33	1959-65
Morris, Ray (UTEP), LB	92	1987
Morris, Ron (SMU), WR	84	1987-92
Morrison, Fred "Curley" (Ohio State), FB/P	15	1950-53
Morrissey, Jim (Michigan State), LB	51	1985-93

Morton, John* (Missouri), HB	36	1945
Moser, Robert* (Pacific), C	55	1951-53
Mosley, Anthony (Fresno State), RB	46	1987
Mosley, Henry* (Morris Brown), HB	49, 90	1955
Mucha, Charles (Washington), G	**	1935
Mucha, Rudy* (Washington), G	16	1945-46
Muckensturm, Jerry (Arkansas St.), LB	58	1976-80; 82-83
Mudd, Howard (Hillsdale), G	68	1969-70
Muhammad, Muhsin (Michigan St.), WR	87	2005-07
Mullen, Verne* (Illinois), E	15, 21	1923-25
Mullins, Don R. (Houston), HB	40	1961-62
Mullins, Noah* (Kentucky), HB	10	1946-49
Mundee, Fred* (Notre Dame), C	20, 36	1943-45
Murray, Richard* (Marquette), T	18	1924
Murry, Don* (Wisconsin), T	18	1924-31
Musso, George* (Millikin), G	16	1933-44
Musso, Johnny (Alabama), RB	22	1975-77
Muster, Brad (Stanford), FB	25	1988-92
Myslinski, Tom (Tennessee), DL	69	1993-94

N

Nagurski, Bronko* (Minnesota), FB/T	3, 16	1930-37; 43
Neacy, Clement* (Colgate), E	80	1927
Neal, Dan (Kentucky), C	52	1975-83
Neal, Ed* (LSU), G	58	1951
Neck, Tommy (LSU), HB	48	1962
Neely, Bobby (Virginia), TE	87	1996
Negus, Fred* (Wisconsin), C	18	1950
Neidert, John (Louisville), LB	63	1970
Nelson, Everett* (Illinois), T	17	1929
Nesbitt, Dick* (Drake), HB	2	1930-33
Newkirk, Robert (Michigan St.), DT	62	2000-01
Newsome, Billy (Grambling), DE	87	1977
Newton, Bob (Nebraska), G	78	1971-75
Nickla, Ed (Maryland), G	72	1959
Nielsen, Hans (Michigan State), K	6	1981
Nix, Kent (TCU), QB	16	1970-71
Nolan, Troy (Arizona State), S	43	2012
Nolting, Ray* (Cincinnati), HB	25, 33	1936-43
Norberg, Hank* (Stanford), E	16	1948
Nordquist, Mark (Pacific), G/C	63	1975-76
Nori, Reino* (DeKalb), HB	4	1938
Norman, Dick (Stanford), QB	12	1961
Norman, Tim (Illinois), G	67	1983
Norris, Jon (American Intl.), DE	98	1987
Norvell, Jay (Iowa), LB	91	1987
Novoselsky, Brent (Penn), TE	98	1988
Nowaskey, Bob* (G Washington), E	20	1940-42

O

O'Bradovich, Ed (Illinois), DE	87	1962-71
O'Connell, JF* (Penn State), C	**	1924
O'Connell, Tom (Illinois), QB	10	1953

O'Neill, Pat (Syracuse), P	8	1995	Peter, Christian (Nebraska), DT	97	2002
O'Quinn, John* (Wake Forest), E	37	1950-51	Peterson, Adrian (Ga. Southern), RB	29	2002-09
O'Rourke, Charles* (Boston College), QB	48	1942	Peterson, Anthony (Notre Dame), LB	57	1997
Oakley, Anthony (Western Kentucky), G	68	2006-07	Petitbon, Richie (Tulane), S	17	1959-68
Obbe, Terry (Oregon), WR	83	1993-94	Petty, John* (Purdue), FB	10	1942
Odum, Joe, (Purdue), LB	59	2003-05	Petty, Ross* (Illinois), G	17	1920
Oech, Verne* (Minnesota), G	23	1936	Phillips, Loyd (Arkansas), DE	86	1967-69
Oelerich, John* (St. Ambrose), HB	7	1938	Phillips, Reggie (SMU), CB	21, 48	1985-87
Ogden, Ray (Alabama), TE	38	1969-71	Phipps, Mike (Purdue), QB	15	1977-81
Ogunleye, Adewale (Indiana), DE	93	2004-09	Piccolo, Brian* (Wake Forest), RB	41	1966-69
Okoye, Amobi (Louisville), DT	91	2011-12	Pickens, Bob (Nebraska), T	70	1967-68
Oliver, Jack (Memphis State), T	71	1987	Pickering, Clay (Maine), WR	86	1986
Olsen, Greg (Miami-FL), TE	82	2007-10	Pierson, Shurron (South Florida), DE	98	2004
Omiyale, Frank (Tennessee Tech), G/T	68	2009-11	Pifferini, Bob (UCLA), LB	58	1972-75
Ortega, Keith (McNeese St.), WR	98, 96	1985-87	Pilgrim, Evan (BYU), G	65	1995-97
Orton, Kyle (Purdue), QB	18	2005-07	Pinder, Cyril (Illinois), RB	22	1971-72
Osborne, Jim (Southern), DT	68	1972-84	Pippens, Jerrell (Nebraska), S	36	2004
Oshinowo, Babatunde (Stanford), DT	70	2007	Plank, Doug (Ohio State), S	46	1975-82
Osmanski, Bill* (Holy Cross), FB	9	39-43; 46-47	Plasman, Dick* (Vanderbilt), E	14	1937-41; 44
Osmanski, Joe* (Holy Cross), FB	18	1946-49	Podlesh, Adam (Maryland), P	8	2011-12
Overhauser, Chad (UCLA), T	69	1998	Podmajersky, Paul* (Illinois), G	31	1944
Owens, John (Notre Dame), TE	82	2004	Polisky, John* (Notre Dame), G	16, 27	1929
Ozougwu, Cheta (Rice), DE	95	2012	Polite, Lousaka (Pittsburgh), FB	39	2007
P			Polk, Octus (Stephen F. Austin), G	69	1995-96
Pace, Orlando (Ohio State), T	76	2009	Pollock, Bill* (Penn. Military Acad.), HB	2	1935-36
Paea, Stephen (Oregon State), DT	92	2011-12	Pool, Hampton* (Stanford), E	76	1940-43
Pagac, Fred (Ohio State), TE	82	1974	Potter, Kevin (Missouri), S	20	1983-84
Page, Alan (Notre Dame), DT	82	1978-81	Powell, Carl (Louisville), DT	72	2001
Palmer, Dan (Air Force), T	73	1999	Preston, Pat* (Wake Forest), G	53	1946-49
Parrish, James (Temple), T	79	1996	President, Andre (Angelo St.), TE	87	1995
Parrish, Tony (Washington), S	37	1998-2001	Price, Terry (Texas A&M), DT	65	1990
Parsons, Bob (Penn State), P/TE	86	1972-83	Pride, Dan (Jackson State), LB	57	1968-69
Patterson, Billy* (Baylor), QB	57	1939	Primus, Greg (Colorado State), WR	87	1994-95
Paul, Markus (Syracuse), S	36	1989-92	Pritchett, Stanley (South Carolina), FB	36	2001-03
Pauley, Frank Don* (Wash. & Jeff.), T	14	1930	Proctor, Rex* (Rice), HB	47	1953
Payne, Kevin (La.-Monroe), S	44	2007-09	Proehl, Ricky (Wake Forest), WR	87	1997
Payton, Sean (E Illinois), QB	17	1987	Pruitt, Mickey (Colorado), LB	46, 52	1988-90
Payton, Walter* (Jackson State), RB	34	1975-87	Purnell, James* (Wisconsin), LB	53	1964-68
Pearce, W. "Pard" (Penn), QB	4	1920-22	Pyle, Mike (Yale), C	50	1961-69
Pearson, Madison* (Kansas), C	26	1929-34	Q		
Pederson, Jim* (Augsburg), HB	17	1932	Quigley, Ryan (Boston College), P	1	2012
Peiffer, Dan (SE Missouri State), C	53	1975-77	Quinn, Jonathan (Middle Tenn. St.), QB	12	2004
Penn, Chris (Tulsa), WR	86	1997-98	R		
Peppers, Julius (North Carolina), DE	90	2010-12	Rabold, Mike* (Indiana), G	64	1964-66
Percival, Mac (Texas Tech), K	83	1967-73	Rachal, Chilo (USC), G	62	2012
Perez, Peter* (Illinois), G	19	1945	Rains, Dan (Cincinnati), LB	53	1982-85
Perina, Bob* (Princeton), HB	33	1949-50	Rakestraw, Larry (Georgia), QB	12	1964-67
Perini, Pete* (Ohio State), FB	39	1954-55	Ramsey, Frank* (Oregon State), G	13	1945
Perkins, Don* (Plattsville), FB	19	1945-46	Rather, Bo (Michigan), WR	80	1974-78
Perrin, Lonnie (Illinois), RB	25	1979	Reader, Russ* (Michigan State), HB	11	1947
Perry, Todd (Kentucky), G	75	1993-2000	Reed, Nick (Oregon), DE	94	2011
Perry, William "Refrigerator" (Clemson), DT ...	72	1985-93			



CHICAGO BEARS ALL-TIME ROSTER

Reese, Lloyd* (Tennessee), FB.....	22	1946
Reese, Marcus (UCLA), LB.....	52	2004
Reeves, Carl (NC State), DE.....	68	1996-98
Reid, Gabe (BYU), TE.....	48	2003, 05-06
Reilly, Mike (Iowa), LB.....	62	1964-68
Rentie, Caesar (Oklahoma), T.....	71	1988
Rentner, Ernest* (Northwestern), HB.....	7, 23	1936-37
Reppond, Mike (Arkansas), WR.....	81	1973
Reynolds, Tom (San Diego State), WR.....	87	1973
Rice, Andy (Texas Southern), DT.....	70	1972-73
Richards, Golden (Hawaii), WR.....	83	1978-79
Richards, Ray* (Nebraska), T.....	44	1933-36
Richardson, Mike (Arizona State), CB.....	27	1983-88
Richman, Harry* (Illinois), G.....	16	1929
Rideau, Brandon (Kansas), WR.....	84	2007-08
Riley, Karon (Minnesota), DE.....	95	2001
Riley, Pat (Miami-FL), DT.....	78, 95	1995
Riley, Phillip (Florida State), WR.....	15	1996
Rivera, Ron (California), LB.....	59	1984-92
Rivera, Steve (California), WR.....	83	1977
Rivers, Garland (Michigan), DB.....	32	1987
Rives, Don (Texas Tech), LB.....	57	1973-78
Roach, Nick (Northwestern), LB.....	53	2007-12
Roberts, Tom* (DePaul), G.....	82	1943-44
Roberts, Willie (Houston), CB.....	24	1973
Robertson, Bernard (Tulane), T.....	74	2001-02
Robinson, Bryan (Fresno State), DL.....	98	1998-2003
Robinson, Marcus (S. Carolina), WR.....	88	1997-2002
Rodenhauser, Mark (Illinois St.), C.....	51, 52	1987-88
Roder, Mirro, K.....	15	1973-74
Rodriguez, Evan (Temple), FB.....	48	2012
Roehlk, Jon (Iowa), G.....	64	1987
Roehmlt, William* (Bradley), G.....	69	1958-59
Rogers, Mel (Florida A&M), LB.....	51	1977
Roggeman, Tom (Purdue), G.....	67	1956-57
Romanik, Steve* (Villanova), QB.....	12	1950-53
Romney, Milton* (Chicago), QB.....	10	1925-29
Ronzani, Gene* (Marquette), QB.....	6	33-38; 44-45
Roper, John (Texas A&M), LB.....	55	1989-92
Rosequist, Ted* (Ohio State), T.....	23, 47	1934-36
Rothschild, Doug (Wheaton), LB.....	54	1987
Rouse, James (Arkansas), RB.....	30	1990-91
Roveto, John (SW Louisiana), K.....	4, 9	1981-82
Rowden, Larry (Houston), LB.....	53	1971
Rowell, Eugene (Dubuque), DT.....	65	1987
Rowland, Brad (McMurry), HB.....	86	1951
Rowland, Justin (TCU), HB.....	20	1960
Rubens, Larry (Montana State), C.....	52, 53	1986
Runnels, J.D. (Oklahoma), FB.....	48	2006
Rupp, Nelson* (Dennison), QB.....	**	1921
Russell, Reginald (Northwestern), E.....	24	1928
Ryan, John* (Detroit), T.....	12	1929
Ryan, Rocky* (Illinois), E.....	45	1958

Ryan, Tim (USC), DT.....	96, 99	1990-93
Rydalch, Ron (Utah), DT.....	76	1975-80
Rydzewski, Frank* (Notre Dame), C.....	**	1923
Rykovich, Julie* (Illinois), HB.....	11	1949-51

S

Sacrinty, Nick* (Wake Forest), QB.....	4	1947
Salaam, Rashaan (Colorado), RB.....	31	1995-97
Saldi, Jay (South Carolina), TE.....	81	1983-84
Samuel, Khari (Massachusetts), LB.....	91	1999-2001
Sanders, Glenell (Louisiana Tech), LB.....	64	1990
Sanders, Thomas (Texas A&M), RB.....	20, 31	1985-89
Sanderson, Reggie (Stanford), RB.....	39	1973
Sanderson, Scott (Washington St.), G.....	74	2003
Sanford, Sulecio (Middle Tenn. St.), WR.....	82	1999
Sanzenbacher, Dane (Ohio State), WR.....	18	2011-12
Sauerbrun, Todd (West Virginia), P.....	16	1995-99
Sauter, Cory (Minnesota), QB.....	17	2002
Savoldi, Joe* (Notre Dame), FB.....	54	1930
Sayers, Gale (Kansas), HB.....	40	1965-71
Schiechl, John* (Santa Clara), C.....	41, 66	1945-46
Schmidt, Terry (Ball State), S.....	44	1976-84
Schreiber, Larry (Tenn. Tech), RB.....	36	1976
Schroeder, Gene (Virginia), E.....	88	51-52; 54-57
Schubert, Steve (Massachusetts), WR.....	85	1975-79
Schuette, Paul* (Wisconsin), G.....	22	1930-32
Schultz, Bill (USC), G.....	67	1997
Schwantz, Jim (Purdue), LB.....	59, 65	1992, 1998
Schweda, Brian (Kansas), DE.....	60	1966
Schweidler, Dick* (St. Louis), HB.....	31	1938-39; 46
Scott, Ian (Florida), DT.....	95	2003-06
Scott, Jonathan (Texas), T.....	79	2012
Scott, James (Trinity Valley CC), WR.....	89	1975-80; 82-83
Scott, Ralph* (Wisconsin), T.....	17	1921-25
Seals, George (Missouri), G.....	67	1965-71
Seiberling, Gerald* (Drake), FB.....	30	1932
Senn, Bill* (Knox), HB.....	6	1926-31
Serini, Washington* (Kentucky), G.....	23	1948-51
Setzer, Bobby (Boise State), DE.....	76	2002
Sevy, Jeff (California), T/DE.....	75	1975-78
Seward, Len (E. Illinois), LS.....	52	1987
Seymour, Jim* (Notre Dame), WR.....	84	1970-72
Shaffer, Kevin (Tulsa), T.....	78	2009-10
Shank, JL*, HB.....	18	1920
Shanklin, Ron* (N Texas State), WR.....	25	1975-76
Shannon, John (Kentucky), DT.....	75	1988-89
Shaw, Glenn (Kentucky), HB.....	29	1960
Shaw, Tim (Penn State), LB.....	58	2009
Shearer, Brad (Texas), DT.....	72	1978-80
Shellog, Alec* (Notre Dame), T.....	18	1939
Shelton, Daimon (Sacramento St.), FB.....	31	2001-02
Sherman, Saul* (Chicago), QB.....	22	1939-40
Shipkey, Jerry* (UCLA), FB.....	23, 33	1953

T



CHICAGO BEARS ALL-TIME ROSTER

Thomas, Bob (Notre Dame), K	16	1975-84
Thomas, Calvin (Illinois), FB	33	1982-87
Thomas, Earl (Houston), WR	82	1971-73
Thomas, J.T. (West Virginia), LB	97	
Thomas, Mark (NC State), DE	95	1997-98
Thomas, Stan (Texas), T	60	1991-92
Thompson, Chris (Nicholls State), CB	27	2005
Thompson, Russ* (Nebraska), T	29	1936-39
Thornton, James (Cal St.-F'ton), TE	80	1988-92
Thrift, Cliff (E Central Oklahoma), LB	52	1985
Thrower, Willie* (Michigan State), QB	14	1953
Tillman, Charles "Peanut" (La-Lafayette), CB	33	2003-12
Tillman, Lewis (Jackson St.), RB	27	1994-95
Timpson, Michael (Penn State), WR	83	1995-96
Tinoisamoa, Pisa (Hawaii), LB	59	2009-10
Toeaina, Matt (Oregon), DT	75	2007-12
Tom, Mel (San Jose State), DE	89	1973-75
Tomczak, Mike (Ohio State), QB	18	1985-90
Torrence, Jack* (LSU), T	34	1939-40
Trafton, George* (Notre Dame), C	13	1920-32
Trahan, Patrick (Mississippi), LB	59	2011-12
Traylor, Keith (Central State), DT	94	2001-03
Trimble, Steve (Maryland), DB	40	1987
Trost, Milt* (Marquette), T	27	1935-39
Tucker, Bill (Tennessee State), RB	34	1971
Tucker, Rex (Texas A&M), G	64	1999-2004
Tuinei, Van (Arizona), DE	90	1999-2000
Turenne, Woody (Louisville), CB	47	2009
Turnbull, Nick (Fla. Int'l), S	27	2006
Turner, Barry (Ohio State), DE	96	2010
Turner, Cecil (California Poly), FL	21	1968-73
Turner, Clyde* "Bulldog" (Hardin-Simm.), C/LB	66	1940-52

U

Ulmer, Mike (Doane), CB	43	1980
Unga, Harvey (BYU), RB	45	2012
Urlacher, Brian (New Mexico), LB	54	2000-12
Usher, Lou* (Syracuse), T	12	1921, 1923

V

Vactor, Ted (Nebraska), CB	33	1975
Vallez, Emilio (New Mexico), TE	82	1968-69
Van Horne, Keith (USC), T	78	1981-93
Van Valkenburg, Pete (BYU), RB	46	1974
Vasher, Nathan (Texas), CB	31	2004-09
Veach, Walter*, HB	15	1920
Venable, Winston (Boise St.), S	49	2011
Venturelli, Fred*, T/K	55	1948
Vick, Ernie* (Michigan), C	23	1927-28
Vick, Richard* (Wash. & Jeff.), QB	26	1925
Villarrial, Chris (Indiana-PA), C	58	1996-2003
Vodicka, Joe* (Lewis Institute), HB	48	1943-45
Voss, Walter *Tillie* (Detroit), E	27	1927-28
Vucinich, Milt* (Stanford), G	16	1945

W

Waddle, Tom (Boston College), WR	87	1989-94
Wade, Bobby (Arizona), WR	84	2003-05
Wade, Charles (Tennessee St.), WR	83	1974
Wade, William (Vanderbilt), QB	9	1961-66
Waechter, Henry (Nebraska), DE	70, 75	1982; 84-86
Wager, Clinton* (St. Mary's), E	51	1942-43
Wagner, Barry (Alabama A&M), WR	86	1992
Wagner, Bryan (Cal St.-Northridge), P	15	1987-88
Walker, Darwin (Tennessee), DT	99	2007
Wallace, Alonzo (Maryland), DE	94	2000
Wallace, Bob (UTEP), E	89	1968-72
Wallace, John* (Notre Dame), E	29	1928
Wallace, Stan* (Illinois), HB	40	1954-58
Walquist, Laurie* (Illinois), QB	5	1922-31
Walsh, Steve (Miami-FL), QB	4	1994-95
Walters, Anthony (Delaware), S	37	2011-12
Walterscheid, Len (S Utah), S	23	1977-82
Ward, John (Oklahoma State), C/G	78	1976
Warner, Josh (SUNY-Brockport), C/G	67	2003
Washington, Fred* (TCU), DT	91	1990
Washington, Harry (Colorado St.), WR	81	1979
Washington, Ted (Louisville), DT	92	2001-02
Watkins, Bobby (Ohio State), HB	45	1955-57
Watts, Rickey (Tulsa), WR	80	1979-83
Weatherly, Gerald "Bones" (Rice), C/45, 50, 84		1950, 52-54
Webb, J'Marcus (West Texas A&M), T	73	2010-12
Weems, Eric (Bethune-Cookman), WR	14	2012
Wells, Mike (Iowa), DT	97	1998-2000
Wesley, Dante (Ark.-Pine Bluff), CB	21	2006
Wetnight, Ryan (Stanford), TE	89	1993-99
Wetoska, Bob (Notre Dame), T	63	1960-69
Wetzel, Damon* (Ohio State), HB	**	1935
Wheeler, Ted (W Texas State), G	69	1970
Wheeler, Wayne (Alabama), WR	85	1974
Whigham, Larry (NE Louisiana), S	33	2001-02
Whitaker, Danta (Miss. Valley St.), TE	88	1993
White, Dez (Georgia Tech), WR	80	2000-03
White, Lawrence (Dana), WR	83	1987
White, Roy* (Valparaiso), FB	8, 9, 23	1925, 1927-29
White, Wilford (Arizona State), HB	33	1951-52
Whitman, SJ (Tulsa), HB	22	1953-54
Whitsell, Dave* (Indiana), DB	23	1961-66
Whittenton, Jesse* (West Texas), HB	46	1958
Wiegmann, Casey (Iowa), C/G	60	1997-2000
Wightkin, Bill* (Notre Dame), DT	53, 72, 86	1950-57
Williams, Bob (Notre Dame), QB	9	1951-52; 55
Williams, Brock (Notre Dame), CB	22	2003
Williams, Brooks (N Carolina), TE	88	1981-82
Williams, Broughton* (Florida), T	37	1947
Williams, Chris (Vanderbilt), T	74	2008-12
Williams, Dave (Colorado), RB	22	1979-81
Williams, Edwin (Maryland), G/C	70	2010-12

Y

Z

Zanders, Emanuel (Jackson State), G	79	1981
Zarnas, Gust* (Ohio State), G	28	1938
Zawatson, Dave (California), T	64	1989
Zeller, Joe* (Indiana), G	17	1938
Zizak, Vince* (Villanova), G	23	1934
Zorich, Chris (Notre Dame), DT	97	1991-97
Zorich, George* (Northwestern), G	14	1944-46
Zucco, Vic (Michigan State), HB	48	1957-60

CHICAGO BEARS MILITARY SERVICE HONOR ROLL

Nowanskey, Bob	WWII
O'Rourke, Charles	WWII
Osmanski, Bill	WWII
Osmanski, Joe	WWII
Patterson, Billy	WWII
Perina, Bob	Korean War
Perini, Pete	Korean War
Petty, John	WWII
Pifferini, Bob	WWII
Plasman, Dick	WWII
Pool, Hampton	WWII
Preston, Pat	WWII
Roberts, Tom	WWII
Rosequist, Ted	WWII
Rowland, Brad	Korean War
Schroeder, Gene	Korean War
Siegal, John	WWII
Smith, Ray Gene	Korean War
Standlee, Norm	WWII
Stydahar, Joe	WWII
Turner, Clyde	WWII
Vodicka, Joe	WWII
Weatherly, Gerald	Korean War
Williams, Bob	Korean War
Zeller, Joe	WWII



ALL-TIME PRACTICE SQUAD

Adams, Kris (WR).....	2011	Cohen, Dustin (LB).....	2000	Harrell, Reggie (WR).....	2005
Age, Louis (T).....	1992	Coleman, Mill (WR).....	1995-96	Harris, Willie (WR).....	1993
Aiken, Kamar (WR).....	2012	Coleman, Quincy (CB).....	1998	Harrison, Todd (TE).....	1992
Allen, Armando (RB).....	2011-12	Coleman, Travis (CB).....	2002	Hartsell, Mark (QB).....	2000
Allen, James (RB).....	1998	Coley, James (TE).....	1989	Hass, Mike (WR).....	2006; 08
Allen, Jermaine (RB).....	2007	Collier, Ervin (DT).....	1994-95	Henry, Ricky (G).....	2011
Allen, Tremayne (TE).....	1997-98	Collins, Jed (FB).....	2008	Hicks, Dwone (RB).....	2003
Amos, Willie (DB).....	2005	Cooper, D.J. (DE).....	2000	Hicks, Michael (RB).....	1996-97
Anderson, Bryan (G).....	2003-04	Cousin, Terry (CB).....	1997	Hill, Eric (WR).....	2005
Anderson, Joe (WR).....	2012	Davis, Jason (FB).....	2008	Hillmeyer, Hunter (LB).....	2003
Anelli, Mark (TE).....	2003	Davis, Josh (T).....	2011	Hollowell, T.J. (LB).....	2005
Angulo, Richard (TE).....	2006	Dawson, Curry (DT).....	2002	Holmes, Jaret (K).....	1999
Ashman, Duane (DE).....	1998	Deligianis, Harry (DL).....	1998	Horn, Levi (T).....	2010-11
Asiata, Joahn (G).....	2009-10	Demaree, Chris (DE).....	2002-03	Houston, Harrison (WR).....	1995
Babers, Rod (CB).....	2005	Dennis, Derek (OL).....	2012	Howard, Bobbie (LB).....	2000
Backes, Tom (DT).....	1991	Diggs, Carl (LB).....	2004	Hoyte, Brandon (LB).....	2006
Baldwin, Ervin (DE).....	2008-10	Dinwiddie, Ryan (QB).....	2004	Hughes, Robert (RB).....	2011
Ball, David (WR).....	2007	Dorrestein, Perry (T).....	2011	Hyché, Steve (LB).....	1989
Ballard, Derrick (LB).....	2004	Dorsey, Quinn (DE).....	2004	Idonije, Israel (DT).....	2003
Balogh, Cody (T).....	2008	Draft, Chris (LB).....	1998	Iglesias, Jaquín (WR).....	2010
Barnes, Freddie (WR).....	2010	Dragos, Scott (FB).....	1999	Ihnat, Eric (TE).....	1991
Baron, James (DL).....	1998	Droege, Rob (T).....	2005	Ireland, Darwin (LB).....	1995
Basanez, Brett (QB).....	2009	Dulaney, Mike (FB).....	1995	Ivlow, John (FB).....	1993
Beck, Tom (QB).....	1998	Edwards, Brian (RB).....	2000	Jefferson, Jason (DT).....	2005
Bell, Kahlil (RB).....	2009	Elliott, Jamin (WR).....	2002	Jenkins, Kerry (T).....	1997
Bell, Shonn (TE).....	2000	Epps, Dedrick (TE).....	2012	Johnson, Ben (G).....	2004
Belton, Keith (RB).....	2005	Everett, Tyler (S).....	2006	Johnson, Chris (LB).....	2010
Bero, Brian (FB).....	1989	Fassitt, Greg (CB).....	2007	Johnson, Eric (DB).....	2001-02
Bennett, Brandon (RB).....	1995-96	Finn, Jim (FB).....	1999	Johnson, Kiah (LB).....	2002
Blanchard, Matt (QB).....	2012	Fletcher, Bryan (TE).....	2002	Johnson, Tim (LB).....	2001
Bowman, Zackary (CB).....	2008	Folsom, J.D. (LB).....	2010	Jones, Carlos (CB).....	1999
Bownes, Fabien (WR).....	1995-96	Fontenot, Chris (TE).....	2000	Jones, Danté (LB).....	1990
Bragg, Craig (WR).....	2005	Forbes, Marlon (CB).....	1995-96	Jones, Jermaine (CB).....	1999
Brandon, Cory (T).....	2012	Foreman, Tyree (FB).....	2002	Jones, Mike (G).....	2007
Brewer, Dewell (FB).....	1993	Frey, Isaiah (CB).....	2012	Jones, Tyler (K).....	2005
Brock, Kevin (TE).....	2009	Frome, Chris (DE).....	2007	Joppru, Bennie (TE).....	2006
Brooks, Macey (WR).....	1998	Fryzel, Jimmy (WR).....	2003	Joseph, Dwayne (CB).....	1994
Broussard, John (WR).....	2008	Gaines, Teddy (CB).....	2002	Jurovich, Kevin (WR).....	2011
Brown, James (T).....	2012	Garay, Antonio (DT).....	2005; 07	Justin, Paul (QB).....	1991
Bryan, Copeland (DE).....	2006-07	Gattis, Josh (S).....	2007	Kashama, Alain (DE).....	2004
Buggs, Marcus (LB).....	2010	Gerard, K.J. (DB).....	2010	Kelly, Kareem (WR).....	2004
Burger, Todd (G).....	1993	Gibbons, Ryan (OL).....	2007	King, Jerome (DE).....	2000
Burgess, Rudy (WR).....	2008	Gibson, Thaddeas (DE).....	2011	Kmet, Frank (DL/OL).....	1993
Cain, Jeremy (LB).....	2004-05	Gilmore, John (TE).....	2002	Komar, Max (WR).....	2011
Campbell, Darrell (DT).....	2005	Gonzalez, Dan (QB).....	1999	Laptad, Jake (DE).....	2011
Carter, Daryl (LB).....	1997	Goosby, Brian (FB).....	1999	LaRocque, Joey (LB).....	2008
Cerqua, Marq (LB).....	2002	Gowins, Brian (K).....	1999	Lawrence, Simoni (LB).....	2010
Chambers, Marlon (TE/DE).....	1999	Green, Jamaal (DE).....	2005-06	Leatherwood, Frank (TE).....	2000
Christian, Bob (FB).....	1992	Greer, Rashaun (WR).....	2010	Lee, Mark (DT).....	1997
Clermond, Joe (DE).....	2008-09	Grice, Shane (G).....	2001	Lemons, Devin (LB).....	2001
Cobb, Trevor (FB).....	1994	Haggerty, Jonathan (WR).....	2011	Lethridge, Zebbie (CB).....	1999

LeVoi, Mark (T).....	2006-07	Oshinowo, Babatunde (DT).....	2007	Spencer, Willie (WR).....	2001
Lies, Michael (T).....	2000	O'Sullivan, J.T. (QB).....	2005	Stephens, Reggie (G).....	2011-12
Lindstrom, Gabe (P).....	2005	Pearson, Pepe (RB).....	1998	Streeter, George (S).....	1989
Long, Khari (DE).....	2005	Peterman, Eric (WR).....	2009-11	Tafoya, Joe (DE).....	2001
Lott, James (CB).....	1990-91	Peters, Leonard (S).....	2007	Ta'ufo'ou, Will (FB).....	2009
Mackey, Chad (WR).....	1999	Polk, Octus (OL).....	1995-96	Taylor, Aaron (G).....	1998
Malast, Kevin (LB).....	2009	Pope, P.J. (RB).....	2006-07	Taylor, Brian (CB).....	1989
Marshall, Alfonso (CB).....	2004	Price, Terry (DT).....	1990	Trahan, Patrick (LB).....	2011-12
Marshall, Anthony (S).....	1994	Primus, Greg (WR).....	1994	Tugbenyoh, Mawuko (LB).....	2000
Marten, James (T).....	2009-10	Radway, Raymond (WR).....	2012	Turenne, Woody (CB).....	2009
Martin, Chris (CB).....	1996	Raiola, Donovan (C).....	2009	Turner, Barry (DE).....	2010
Mathews, Greg (WR).....	2010	Randolph, Charles (TE).....	1996	Unga, Harvey (RB).....	2012
Matthews, Shane (QB).....	1993	Ray, Rodney (DB).....	1996	Venable, Winston (S).....	2011
Matthews, Roshawn (LB).....	2001	Reed, Tyler (G).....	2006-08	Waddle, Tom (WR).....	1989
Matusz, Roman (T).....	1990	Reese, Marcus (LB).....	2003	Wagner, Barry (WR).....	1992
McCardell, Keenan (WR).....	1993	Rideau, Brandon (WR).....	2006; 08	Walters, Anthony (S).....	2011
McGee, Richmond (P).....	2010	Riley, Chris (G).....	2012	Warner, Josh (C/G).....	2002
McKie, Jason (FB).....	2003	Riley, Marcus (LB).....	2008	Warner, Ron (DE).....	1999
McMillon, Todd (CB).....	2000-01	Ross, Drayton (TE).....	2011	Washburn, Cliff (DE).....	2003
Merritt, Ahmad (WR).....	2000-01	Russell, Fred (RB).....	2004	Washington, Damon (FB).....	1999
Miller, Chris (WR).....	1997	Sanford, Sulecio (WR).....	1999	Wetnight, Ryan (TE).....	1993
Miller, David (G).....	2004	Schumacher, Jerry (LB).....	2004	Whelihan, Tom (K/P).....	1990
Miller, Gabe (TE).....	2012	Schwantz, Jim (LB).....	1992-93	Whiteside, Aston (DE).....	2012
Miller, Jordan (DT).....	2011	Sharp, Brandon (S).....	2007	Williams, Brad (G).....	2000
Mines, Fontel (TE).....	2007-08	Sheldon, Dan (WR).....	2006	Williams, Eddie (FB).....	2010
Mitchell, Qasim (T).....	2003	Shepherd, Edell (WR).....	2002	Williams, Harry, Jr. (WR).....	2006
Moore, Josh (CB).....	2011	Shepherd, Gannon (T).....	2000	Williams, Tyrone (DL).....	1997
Moss, Dale (WR).....	2012	Slay, Dwayne (LB).....	2006	Wilson, Rod (LB).....	2006
Moturi, Jeff (WR).....	2010	Smith, Andre (TE).....	2011	Wise, Ty (C).....	2000
Newkirk, Robert (DT).....	2000	Smith, DeAngelo (CB).....	2009	Wright, Eric (WR).....	1991-92
Norman, Todd (OL).....	1994	Smith, Eric (WR).....	1997	Wrotto, Mansfield (G).....	2011
North, Ramondo (WR).....	2001	Smith, Quintin (WR).....	1990	Young, Adam (TE).....	2001
Oakley, Anthony (OL).....	2005; 07	Snyder, Brent (QB).....	1990	Zitelli, Emmett (C).....	1997

YEAR-BY-YEAR TAKEAWAYS/GIVEAWAYS

Since 2004, Chicago leads the League with 310 takeaways. During that time the Bears rank second in the NFL in interceptions with 181 and first in opponent fumble recoveries with 129. The Bears have finished in the top half of the league in takeaways in each of the past seven seasons, ranking first in 2012, tied for fifth in 2011, third in 2010, 12th in 2009, second in 2008, eighth in 2007, first in 2006 and sixth in 2005.

Bears	Defense			Offense			Year	Defense			Offense		
	INTs	FR	Total	INTs	FL	Total		INTs	FR	Total	INTs	FL	Total
2012	24	20	44	16	8	24	2003	15	5	20	20	9	29
2011	20	11	31	20	9	29	2002	9	19	28	18	17	35
2010	21	14	35	21	10	31	2001	20	17	37	16	8	24
2009	13	15	28	27	7	34	2000	11	9	20	16	13	29
2008	22	10	32	14	13	27	1999	14	19	33	22	15	37
2007	16	17	33	21	13	34	1998	14	14	28	13	21	34
2006	24	20	44	22	14	36	1997	13	17	30	22	19	41
2005	24	10	34	15	13	28	1996	17	11	28	18	9	27
2004	17	12	29	16	21	37							



PRACTICE SQUAD TO 53-MAN ROSTER

Age, Louis (T)
 Allen, Armando (RB)
 Allen, James (RB)
 Allen, Tremayne (TE)
 Anderson, Bryan (G)
 Anderson, Joe (WR)
 Asiate, Johan (G)
 Baldwin, Ervin (DE)
 Basanez, Brett (QB)
 Bell, Kahlil (RB)
 Belton, Keith (RB)
 Bowman, Zackary (CB)
 Bownes, Fabien (WR)
 Brandon, Cory (T)
 Brooks, Macey (WR)
 Brown, James (G/T)
 Burger, Todd (G)
 Cain, Jeremy (LB)
 Carter, Daryl (LB)
 Cerqua, Marq (LB)
 Cobb, Trevor (FB)
 Coleman, Quincy (CB)
 Coleman, Travis (CB)
 Coley, James (TE)
 Collier, Ervin (DT)
 Cousin, Terry (CB)
 Davis, Jason (FB)
 Dorsey, Quinn (DE)
 Draft, Chris (LB)
 Dragos, Scott (FB)
 Dulaney, Mike (FB)
 Edwards, Brian (RB)
 Elliott, Jamin (WR)
 Everett, Tyler (S)

Forbes, Marlon (CB)
 Garay, Antonio (DT)
 Gattis, Josh (S)
 Gibson, Thaddeus (DE)
 Gilmore, John (TE)
 Gowins, Brian (K)
 Harris, Willie (WR)
 Hartsell, Mark (QB)
 Hass, Mike (WR)
 Henry, Ricky (G)
 Hicks, Michael (RB)
 Hillenmeyer, Hunter (LB)
 Holmes, Jaret (K)
 Horn, Levi (T)
 Howard, Bobbie (LB)
 Hyche, Steve (LB)
 Idonije, Israel (DT)
 Ireland, Darwin (LB)
 Ivlow, John (FB)
 Jones, Danté (LB)
 Jones, Jermaine (CB)
 Joseph, Dwayne (CB)
 Kashama, Alain (DE)
 Komar, Max (WR)
 LaRocque, Joey (LB)
 Marshall, Alfonso (CB)
 Marshall, Anthony (S)
 Marten, James (T)
 Martin, Chris (CB)
 Matthews, Shane (QB)
 McKie, Jason (FB)
 McMillon, Todd (CB)
 Merritt, Ahmad (WR)
 Mines, Fontel (TE)

Mitchell, Qasim (T)
 Newkirk, Robert (DT)
 Oakley, Anthony (OL)
 Oshinowo, Babatunde (DT)
 Polk, Octus (OL)
 Price, Terry (DT)
 Primus, Greg (WR)
 Reese, Marcus (LB)
 Rideau, Brandon (WR)
 Sanford, Sulecio (WR)
 Schwantz, Jim (LB)
 Smith, Andre (TE)
 Smith, DeAngelo (CB)
 Smith, Eric (WR)
 Smith, Quintin (WR)
 Streeter, George (S)
 Tafoya, Joe (DE)
 Taylor, Aaron (G)
 Taylor, Brian (RB)
 Trahan, Patrick (LB)
 Turenne, Woody (CB)
 Turner, Barry (DE)
 Unga, Harvey (WR)
 Venable, Winston (S)
 Waddle, Tom (WR)
 Wagner, Barry (WR)
 Walters, Anthony (S)
 Warner, Josh (C/G)
 Wetnight, Ryan (TE)
 Williams, Tyrone (DL)
 Wilson, Rod (LB)
 Wise, Ty (C)
 Wright, Eric (WR)

3,000-YARD PASSERS

In 2012, QB Jay Cutler threw for 3,033 yards, his third 3,000-yard passing season as a member of the Bears. It was the eighth 3,000-yard passing season in Bears history and Cutler became the first player in team history with three such occurrences.

Last year's passing total by Cutler is the seventh highest in single-season team history. His 3,666 passing yards in 2009 are second most and his 3,274 in 2010 are third.

CHICAGO BEARS 3,000-YARD PASSING SEASONS

Player	Season	Passing	Player	Season	Passing	Player	Season	Passing
1. Erik Kramer	1995	3,838	4. Rex Grossman	2006	3,193	7. Jay Cutler	2012	3,033
2. Jay Cutler	2009	3,666	5. Billy Wade	1962	3,172	8. Erik Kramer	1997	3,011
3. Jay Cutler	2010	3,274	6. Jim Harbaugh	1991	3,121			

Number of 3,000-yard passing seasons: Jay Cutler-3, (2009, '10 & '12); Erik Kramer-2, (1995 & '97); Rex Grossman-1, (2006); Jim Harbaugh-1, (1991); Billy Wade-1, (1962).

ALL-TIME ASSISTANT COACHES

Name	Seasons	Years
Abramowicz, Danny	5	1992-96
Allen, George	8	1958-65
Anderson, Heartley "Hunk"	8	1940-42; 46-50
Armstrong, Keith	4	1997-2000
Arthur, Jim	8	2005-12
Austin, Bill	1	1971
Babich, Bob	9	2004-12
Bajakian, Mike	3	2004-06
Bates, Jeremy	1	2012
Bedford, Vance	6	1999-2004
Blache, Greg	5	1999-2003
Bollman, Jim	2	1999-2000
Boras, Rob	6	2004-09
Borich, Mike	2	1999-2000
Bratkowski, Zeke	3	1972-74
Brauch, Phil	1	2012
Brodsky, Joe	1	1998
Brooks, Clarence	6	1993-98
Brooks, Larry	1	2003
Brumbaugh, Carl	3	1938; 40; 44
Bullough, Chuck	5	1999-2003
Butkus, Luke	3	2007-09
Byrd, Gill	7	2006-12
Callahan, Ray	3	1975-77
Carmichael, Pete	3	2001-03
Carr, Jim	3	1969; 73-74
Cavanaugh, Matt	2	1997-98
Cherundolo, Chuck	6	1966-68; 72-74
Cody, Ed	6	1965-70
Coiner, Charlie	5	2001-05
Connor, George	2	1956-57
Crowton, Gary	2	1999-2000
Day, Shane	2	2010-11
DeBord, Mike	3	2010-12
DeCorrevont, Bill	1	1949
Dent, Richard	1	2003
Dimancheff, Babe	3	1966-68
Dooley, Jim	14	1963-67; 81-89
Dovell, Whitey	3	1972-74
Drake, Darryl	9	2004-12
Driscoll, Paddy	20	1941-55; 58-62
Dunbar, Karl	1	2004
Ecklund, Brad	3	1975-77
Fears, Ivan	6	1993-98
Fewell, Perry	1	2005
Fichtner, Ross	3	1975-77
Flaherty, Pat	3	2001-03
Fortunato, Joe	2	1967-68
Frei, Jerry	3	1978-80

Name	Seasons	Years
George, Bill	1	1972
George, Ryan	2	2007-08
Gerhart, Doug	1	1979
Gibron, Abe	7	1965-71
Gillman, Sid	1	1977
Goldston, Ralph	1	1974
Goodwin, Harold	3	2004-06
Grange, Red	8	1933-40
Gray, Torrian	2	2004-05
Haley, Brick	2	2007-08
Haley, Todd	3	2001-03
Hamilton, Pep	3	2007-09
Handler, Phil	17	1952-68
Haupt, Dale	8	1978-85
Hayes-Stoker, Andrew	3	2010-12
Hiestand, Harry	5	2005-09
Hilton, John	3	1975-77
Hoener, Pete	1	2004
Hoke, Jon	4	2009-12
Holt, Tim	1	2012
Hughes, Ed	7	1982-88
Jagade, Chick	1	1956
Johnson, Don	2	2005-06
Johnsos, Luke	30	1935-39; 41-42; 46-68
Jones, Rusty	8	2005-12
Kazor, Steve	11	1982-92
Kuhlmann, Hank	5	1978-82
Landry, Greg	7	1986-92
LaRue, Jim	12	1978-89
Lee, Lloyd	5	2004-08
Levra, John	7	1986-92
Lindsey, Dale	3	1999-2001
London, Charles	3	2007-09
Lord, Bob	1	1974
Luckman, Sid	16	1954; 56-70
Mainord, Carlos	6	1993-98
Marchibroda, Ted	1	1981
Marinelli, Rod	4	2009-12
Martz, Mike	2	2010-11
Mather, Chuck	8	1958-65
McGinnis, David	10	1986-95
Meyer, Ken	3	1978-80
Moeller, Gary	2	2002-03
Mosley, Earle	5	1999-2003
Moss, Perry	4	1970-73
Nickerson, Hardy	1	2007
Norris, Rex	4	1999-2002
O'Connor, Fred	3	1975-77
O'Dea, Kevin	4	2006-07; 11-12



CHICAGO BEARS ALL-TIME ASSISTANT COACHES

Name	Seasons	Years
Olson, Greg	1	2003
Peete, Willie	3	1995-97
Pendry, Joe	2	1993-94
Phair, Mike	2	2011-12
Plumb, Ted	8	1980-85; 96-97
Rapp, Vic	4	1989-92
Ringo, Jim	3	1969-71
Rivera, Ron	3	2004-06
Roland, Johnny	11	1982-92
Ronzani, Gene	3	1947-49
Rossley, Tom	1	1998
Ryan, Buddy	8	1978-85
Schiano, Greg	3	1996-98
Scovil, Doug	1	1978
Shaughnessy, Clark	12	1951-62
Shaw, Bob	3	1969-71
Shea, Terry	1	2004
Shinnick, Don	2	1970-71
Shoop, John	5	1999-2003
Shula, Mike	3	1993-95
Slowik, Bob	6	1993-98

Name	Seasons	Years
Smith, Mikal	3	2010-12
Spencer, Tim	9	2004-12
Stanfel, Dick	12	1981-92
Stoltz, Jerry	4	1973-76
Stydahar, Joe	2	1963-64
Sweatman, Mike	3	2001-03
Tabor, Chris	3	2008-10
Tice, Mike	3	2010-12
Tobin, Vince	7	1986-92
Toub, Dave	9	2004-12
Turner, Clyde "Bulldog"	5	1952-56
Turner, Ron	9	1993-96; 2005-09
Walquist, Laurie	2	1933-34
Washington, Eric	3	2008-10
Wilks, Steven	3	2006-08
Wilson, George	2	1947-48
Wilson, Wade	3	2004-06
Wise, Tony	6	1993-98
Wylie, Bob	5	1999-2003
Yaralian, Zaven	3	1990-92

SUPER BOWL TV AUDIENCES...

Super Bowl television ratings and shares, including network (N) (both NBC and CBS televised the first Super Bowl). The rating (R) represents the percentage of televisions tuned in to a program. The share (S) is the percentage of televisions on at the time that watched.

SB	Year	N	R	S	Result
XLVII	2013	CBS	48.1	69	BAL 34, SF 31
XLVI	2012	NBC	47.8	71	NYG 21, NE 17
XLV	2011	FOX	46.0	68	GB 31, PIT 25
XLIV	2010	CBS	45.0	68	NO 31, IND 17
XLIII	2009	NBC	42.0	64	PIT 27, ARZ 23
XLII	2008	FOX	43.2	65	NYG 17, NE 14
XLI	2007	CBS	42.6	64	IND 29, CHI 17
XL	2006	ABC	41.6	62	PIT 21, SEA 10
XXXIX	2005	FOX	41.1	62	NE 24, PHI 21
XXXVIII	2004	CBS	41.3	63	NE 32, CAR 29
XXXVII	2003	ABC	40.7	61	TB 48, OAK 21
XXXVI	2002	FOX	40.4	61	NE 20, STL 17
XXXV	2001	CBS	40.4	61	BAL 34, NYG 7
XXXIV	2000	ABC	43.2	62	STL 23, TEN 16
XXXIII	1999	FOX	40.2	61	DEN 34, ATL 19
XXXII	1998	NBC	44.5	67	DEN 31, GB 24
XXXI	1997	FOX	43.3	65	GB 35, NE 21
XXX	1996	NBC	46.1	72	DAL 27, PIT 17
XXIX	1995	ABC	41.3	63	SF 49, SD 26
XXVIII	1994	NBC	45.4	66	DAL 30, BUF 13
XXVII	1993	NBC	45.1	66	DAL 52, BUF 17
XXVI	1992	CBS	40.3	61	WAS 37, BUF 24
XXV	1991	ABC	41.8	63	NYG 20, BUF 19
XXIV	1990	CBS	39.0	63	SF 55, DEN 10

SB	Year	N	R	S	Result
XXIII	1989	NBC	43.5	68	SF 20, CIN 16
XXII	1988	ABC	41.9	62	WAS 42, DEN 10
XXI	1987	CBS	45.8	66	NYG 39, DEN 20
XX	1986	NBC	48.3	70	CHI 46, NE 10
XIX	1985	ABC	46.4	63	SF 38, MIA 16
XVIII	1984	CBS	46.4	71	LARai 38, WAS 9
XVII	1983	NBC	48.6	69	WAS 27, MIA 17
XVI	1982	CBS	49.1	73	SF 26, CIN 21
XV	1981	NBC	44.4	63	OAK 27, PHI 10
XIV	1980	CBS	46.3	67	PIT 31, LARam 19
XIII	1979	NBC	47.1	74	PIT 35, DAL 31
XII	1978	CBS	47.2	67	DAL 27, DEN 10
XI	1977	NBC	44.4	73	OAK 32, MIN 14
X	1976	CBS	42.3	78	PIT 21, DAL 17
IX	1975	NBC	42.4	72	PIT 16, MIN 6
VIII	1974	CBS	41.6	73	MIA 24, MIN 7
VII	1973	NBC	42.7	72	MIA 14, WAS 7
VI	1972	CBS	44.2	74	DAL 24, MIA 3
V	1971	NBC	39.9	75	BAL 16, DAL 13
IV	1970	CBS	39.4	69	KC 23, MIN 7
III	1969	NBC	36.0	71	NYJ 16, BAL 7
II	1968	CBS	36.8	68	GB 33, OAK 14
I*	1967	NBC	18.5	36	GB 35, KC 10
I*	1967	CBS	22.6	43	

*Super Bowl I was broadcast on both NBC and CBS

ALL-TIME PRESEASON RESULTS

1921 - 1-0		Chi	Opp
	Waukegan	W	35 0
1923 - 0-0-1		Chi	Opp
	Milwaukee Badgers	T	0 0
1924 - 2-1		Chi	Opp
	Cleveland Bulldogs	W	23 0
	Frankford Yellow Jackets	W	13 10
	Rock Island Independents	L	6 7
1928 - 1-0		Chi	Opp
	Minneapolis Marines	W	12 6
1929 - 1-1		Chi	Opp
	Memphis Tigers	W	39 19
	Memphis Tigers	L	14 21
1930 - 1-1		Chi	Opp
	Milwaukee Badgers	W	26 0
	Ironton (OH) Tanks	L	13 26
D 15	Chicago Cardinals	W	9 7
1931 - 1-0		Chi	Opp
	Cicero Boosters	W	43 0
1932 - 3-0-1		Chi	Opp
	Cleveland Panthers	W	26 0
	St. Louis Gunners	W	35 0
	Portsmouth Spartans	T	6 6
	Boston Redskins	W	21 0
1933 - 2-0		Chi	Opp
S 10	Cicero Boosters	W	60 0
S 16	Notre Dame All-Stars	W	14 0
1934 - 4-0-1		Chi	Opp
A 30	Chicago All-Stars	T	0 0
S 5	Indiana Harbor	W	19 6
S 9	Chicago Tigers	W	41 0
S 12	LaCrosse	W	25 0
	Texas All-Stars	W	34 13
<i>O 12</i>	<i>Green Bay Packers</i>	<i>W</i>	<i>10 6</i>
<i>N 7</i>	<i>Minnesota Stars</i>	<i>W</i>	<i>14 3</i>
<i>D 15</i>	<i>Philadelphia Eagles</i>	<i>W</i>	<i>28 14</i>
<i>D 22</i>	<i>Brooklyn Dodgers</i>	<i>W</i>	<i>20 6</i>
<i>D 23</i>	<i>Memphis Tigers</i>	<i>W</i>	<i>30 13</i>
<i>J 13</i>	<i>Chicago Cardinals</i>	<i>L</i>	<i>9 13</i>
<i>J 20</i>	<i>Pacific Coast Stars</i>	<i>W</i>	<i>26 7</i>
<i>J 27</i>	<i>New York Giants</i>	<i>W</i>	<i>21 0</i>

Italics indicates mid- or post-season exhibition games.

1935 - 5-0		Chi	Opp
A 30	College All-Stars	W	5 0
S 8	Badger All-Stars	W	58 0
S 11	Calumet All-Stars	W	40 0
S 15	American Legion All-Stars	W	41 0
	Kenosha	W	47 0
1936 - 1-1		Chi	Opp
S 7	Texas All-Stars	L	6 7
S 8	Oklahoma All-Stars	W	14 6
1937 - 3-1		Chi	Opp
S 6	Texas All-Stars	L	0 6
S 7	Oklahoma All-Stars	W	25 0
S 10	Calumet Indians	W	34 0
S 12	Des Moines Comets	W	39 0
1938 - 4-1		Chi	Opp
S 1	Eastern All-Stars	W	26 14
S 5	Southern All-Stars	W	32 18
S 23	Negro All-Stars	W	51 0
S 25	Cincinnati Bengals	L	13 17
S 27	Los Angeles Bulldogs	W	14 12
1939 - 3-0		Chi	Opp
S 5	Calumet All-Stars	W	13 0
S 9	Glen Ellyn All-Stars	W	55 6
S 27	Cincinnati Bengals	W	26 6
1940 - 6-1		Chi	Opp
A 24	Calumet Indians	W	48 6
A 30	Pittsburgh Steelers	L	9 10
S 5	Philadelphia Eagles	W	27 21
S 8	Newark Bears	W	35 7
S 12	Calumet Indians	W	52 0
S 15	St. Louis Gunners	W	59 0
	National League Stars	W	28 14
1941 - 6-0		Chi	Opp
A 19	Kenosha Cardinals	W	27 6
A 28	College All-Stars	W	37 13
S 9	Brooklyn Dodgers	W	14 9
S 11	Eastern All-Stars	W	23 6
S 14	Newark Bears	W	47 12
	National League Stars	W	35 24
1942 - 5-0		Chi	Opp
A 22	Camp Grant	W	32 6
A 28	College All-Stars	W	21 0
S 5	Pittsburgh Steelers	W	40 20
S 13	Washington Redskins	W	38 14
S 20	Army All-Stars	W	14 7



CHICAGO BEARS ALL-TIME PRESEASON RESULTS

1943 - 3-0	Chi	Opp
New York Giants	W	42 28
Washington Redskins	W	21 14
Phil.-Pitt. Steagles	W	20 7

1944 - 3-1	Chi	Opp
A 30 College All-Stars	W	24 21
Washington Redskins	L	7 21
New York Giants	W	20 10
Washington Redskins	W	28 0

1945 - 1-2	Chi	Opp
S 11 Washington Redskins	L	7 14
S 19 Philadelphia Eagles	L	21 38
S 23 New York Giants	W	14 13

1946 - 5-0	Chi	Opp
S 1 New York Giants	W	19 0
S 5 Boston Yanks	W	24 17
S 13 Philadelphia Eagles	W	24 12
S 17 Akron Bears	W	38 13
S 22 Washington Redskins	W	20 14

1947 - 3-1	Chi	Opp
A 22 College All-Stars	L	0 16
S 7 Boston Yanks	W	37 20
S 13 Philadelphia Eagles	W	13 10
S 17 Washington Redskins	W	28 7

1948 - 4-1	Chi	Opp
A 22 Pittsburgh Steelers	W	28 14
A 28 Philadelphia Eagles	W	24 23
S 5 Boston Yanks	W	42 7
S 9 Boston Yanks	W	24 14
S 14 New York Giants	L	7 17

1949 - 4-1	Chi	Opp
A 20 Pittsburgh Steelers	W	34 0
A 28 New York Bulldogs	W	14 7
S 4 Washington Redskins	W	28 17
S 10 New York Giants	W	20 17
S 17 Philadelphia Eagles	L	7 14

1950 - 4-2	Chi	Opp
A 12 New York Yanks	W	34 33
A 18 New York Giants	L	7 10
A 24 Baltimore Colts	W	21 17
A 26 Pittsburgh Steelers	W	30 14
S 1 Cleveland Browns	L	23 27
S 10 Philadelphia Eagles	W	10 3

1951 - 3-4	Chi	Opp
A 23 Los Angeles Rams	L	14 42
A 26 San Francisco 49ers	W	24 7
S 2 New York Giants	L	0 14
S 9 Cleveland Browns	L	21 32
S 15 Philadelphia Eagles	W	31 6
S 19 Washington Redskins	W	21 19
S 23 Pittsburgh Steelers	L	17 21

1952 - 4-1	Chi	Opp
A 12 Pittsburgh Steelers	W	14 9
A 29 Cleveland Browns	L	7 14
S 6 Philadelphia Eagles	W	37 7
S 14 New York Giants	W	17 7
S 20 Pittsburgh Steelers	W	23 0

1953 - 2-4	Chi	Opp
A 15 Pittsburgh Steelers	L	10 29
A 22 Philadelphia Eagles	L	10 24
A 29 Pittsburgh Steelers	W	31 28
S 3 New York Giants	L	7 14
S 11 Cleveland Browns	L	14 20
S 20 Chicago Cardinals	W	14 13

1954 - 3-3	Chi	Opp
A 14 Pittsburgh Steelers	W	21 14
A 18 Chicago Cardinals	L	0 10
A 28 Philadelphia Eagles	L	21 24
S 4 Washington Redskins	W	28 24
S 12 New York Giants	W	28 24
S 18 Cleveland Browns	L	7 35

1955 - 3-2	Chi	Opp
A 20 Chicago Cardinals	L	6 21
A 26 Philadelphia Eagles	L	20 27
S 3 Washington Redskins	W	45 10
S 10 New York Giants	W	7 0
S 15 Cleveland Browns	W	24 21

1956 - 5-1	Chi	Opp
A 18 Chicago Cardinals	W	31 7
A 24 Philadelphia Eagles	W	28 21
S 1 Washington Redskins	W	17 3
S 8 Pittsburgh Steelers	W	21 10
S 15 New York Giants	W	20 10
S 21 Cleveland Browns	L	14 24

ALL-TIME PRESEASON RESULTS

1957 - 4-1-1		Chi	Opp
A 17	Pittsburgh Steelers	W	24 7
A 24	Baltimore Colts	T	24 24
A 30	New York Giants	L	17 24
S 8	Philadelphia Eagles	W	24 14
S 14	Pittsburgh Steelers	W	37 10
S 20	Cleveland Browns	W	29 3

1958 - 6-0		Chi	Opp
A 17	Chicago Cardinals	W	24 7
A 24	Philadelphia Eagles	W	3 0
A 30	Pittsburgh Steelers	W	17 10
S 5	Detroit Lions	W	24 17
S 12	Cleveland Browns	W	42 31
S 21	Washington Redskins	W	27 24

1959 - 5-1		Chi	Opp
A 15	Green Bay Packers	W	19 16
A 22	Philadelphia Eagles	W	24 21
A 29	Pittsburgh Steelers	W	54 17
S 5	Washington Redskins	W	52 14
S 11	New York Giants	W	18 6
S 19	Cleveland Browns	L	31 33

1960 - 3-2		Chi	Opp
A 15	New York Giants	W	16 7
A 27	Green Bay Packers	L	7 35
S 3	Washington Redskins	W	17 0
S 10	Cleveland Browns	L	10 16
S 16	Pittsburgh Steelers	W	21 10

1961 - 4-2		Chi	Opp
A 5	Montreal Alouettes	W	34 16
A 12	Philadelphia Eagles	L	10 38
A 19	Washington Redskins	W	29 13
A 26	Green Bay Packers	L	14 24
S 2	Minnesota Vikings	W	30 7
S 8	Pittsburgh Steelers	W	24 21

1962 - 0-5		Chi	Opp
A 11	Pittsburgh Steelers	L	14 19
A 18	Philadelphia Eagles	L	14 28
A 25	Green Bay Packers	L	21 35
S 1	Washington Redskins	L	28 29
S 7	Cleveland Browns	L	24 28

1963 - 3-2		Chi	Opp
A 10	New York Giants	W	17 7
A 15	Washington Redskins	W	28 26
A 24	Green Bay Packers	L	7 26
A 31	St. Louis Cardinals	L	14 17
S 7	Baltimore Colts	W	14 7

1964 - 3-2		Chi	Opp
A 7	College All-Stars	W	28 17
A 14	Washington Redskins	W	14 13
A 22	Green Bay Packers	L	7 21
A 28	St. Louis Cardinals	L	3 7
S 7	Dallas Cowboys	W	21 6

1965 - 2-3		Chi	Opp
A 12	Washington Redskins	W	31 30
A 21	Green Bay Packers	L	14 31
A 28	Los Angeles Rams	W	28 14
S 3	St. Louis Cardinals	L	3 25
S 11	Dallas Cowboys	L	21 34

1966 - 3-1		Chi	Opp
A 6	Philadelphia Eagles	L	21 40
A 12	Green Bay Packers	W	13 10
A 20	Washington Redskins	W	21 10
S 2	St. Louis Cardinals	W	22 20

1967 - 2-3		Chi	Opp
A 9	Washington Redskins	L	14 37
A 18	Green Bay Packers	L	0 18
A 23	Kansas City Chiefs	L	24 66
S 1	St. Louis Cardinals	W	42 14
S 9	Philadelphia Eagles	W	14 0

1968 - 4-1		Chi	Opp
A 3	Dallas Cowboys	W	30 24
A 10	Baltimore Colts	L	0 10
A 19	Green Bay Packers	W	10 7
A 24	Washington Redskins	W	45 13
S 6	St. Louis Cardinals	W	19 17

1969 - 3-3		Chi	Opp
A 2	Washington Redskins	L	7 13
A 9	Miami Dolphins	W	16 10
A 16	Green Bay Packers	W	19 9
A 22	Houston Oilers	L	17 19
A 30	Buffalo Bills	W	23 16
S 12	St. Louis Cardinals	L	31 37

1970 - 1-4-1		Chi	Opp
A 8	Houston Oilers	W	23 13
A 15	Green Bay Packers	T	6 6
A 24	San Diego Chargers	L	9 14
A 29	St. Louis Cardinals	L	3 24
S 5	Denver Broncos	L	17 30
S 11	Minnesota Vikings	L	30 31



CHICAGO BEARS ALL-TIME PRESEASON RESULTS

1971 - 3-3

	Chi	Opp
A 7 Green Bay Packers	W	2 0
A 14 Baltimore Colts	L	13 21
A 21 Minnesota Vikings	L	14 34
A 28 Cleveland Browns	W	20 19
S 4 Houston Oilers	L	17 37
S 12 Denver Broncos	W	33 17

1972 - 1-4-1

	Chi	Opp
A 5 Kansas City Chiefs	L	10 24
A 10 Houston Oilers	W	20 17
A 20 New England Patriots	L	17 27
A 27 Green Bay Packers	L	7 10
S 3 Buffalo Bills	T	24 24
S 9 St. Louis Cardinals	L	14 33

1973 - 3-1-2

	Chi	Opp
A 4 Green Bay Packers	T	13 13
A 11 Houston Oilers	W	34 7
A 18 Miami Dolphins	T	9 9
A 26 Buffalo Bills	W	13 10
S 1 St. Louis Cardinals	W	31 20
S 9 Washington Redskins	L	3 7

1974 - 1-5

	Chi	Opp
A 3 St. Louis Cardinals	L	7 10
A 12 Pittsburgh Steelers	L	21 50
A 17 Green Bay Packers	L	10 20
A 26 Baltimore Colts	W	20 16
A 31 Houston Oilers	L	20 37
S 9 Miami Dolphins	L	7 30

1975 - 2-4

	Chi	Opp
A 9 San Diego Chargers	W	22 0
A 16 Green Bay Packers	L	9 13
A 23 St. Louis Cardinals	W	14 13
A 30 Denver Broncos	L	0 13
S 6 Miami Dolphins	L	10 21
S 13 Houston Oilers	L	13 24

1976 - 5-1

	Chi	Opp
J 31 Denver Broncos	(DN) W	15 14
A 7 Seattle Seahawks	(SP) W	27 16
A 14 Baltimore Colts	(S) W	25 14
A 21 St. Louis Cardinals	(S) L	14 20
A 28 Tampa Bay Buccaneers	(TB) W	10 7
S 3 Washington Redskins	(DC) W	9 7

1977 - 3-4

	Chi	Opp
J 30 New York Jets	(CN) W	20 6
A 6 New Orleans Saints	(S) L	14 20
A 13 Oakland Raiders	(D) W	20 13
A 20 Houston Oilers	(H) W	14 10

A 25 Cleveland Browns	(CC) L	7 14
S 2 St. Louis Cardinals	(SC) L	14 23
S 10 Cincinnati Bengals	(S) L	6 24

1978 - 0-4

	Chi	Opp
A 5 Oakland Raiders	(S) L	13 14
A 12 St. Louis Cardinals	(S) L	14 26
A 19 Cincinnati Bengals	(CI) L	3 27
A 24 Seattle Seahawks	(SE) L	7 16

1979 - 3-1

	Chi	Opp
A 4 New York Jets	(S) W	27 14
A 11 New Orleans Saints	(NO) W	13 6
A 18 Cincinnati Bengals	(S) W	17 13
A 25 St. Louis Cardinals	(SL) L	7 10

1980 - 1-3

	Chi	Opp
A 10 New York Jets	(NJ) W	21 9
A 16 Cincinnati Bengals	(CI) L	3 21
A 23 Cleveland Browns	(S) L	31 33
A 30 St. Louis Cardinals	(S) L	13 21

1981 - 2-2

	Chi	Opp
A 8 New York Giants	(S) L	7 23
A 15 Kansas City Chiefs	(KC) L	0 13
A 22 Cincinnati Bengals	(S) W	24 21
A 29 St. Louis Cardinals	(SL) W	31 27

1982 - 1-3

	Chi	Opp
A 16 San Diego Chargers	(SD) L	27 28
A 21 Buffalo Bills	(BF) W	21 14
A 28 St. Louis Cardinals	(S) L	3 10
S 4 Baltimore Colts	(S) L	17 26

1983 - 3-1

	Chi	Opp
A 6 Buffalo Bills	(S) W	27 17
A 13 St. Louis Cardinals	(SL) L	24 27
A 20 Los Angeles Raiders	(LA) W	27 21
A 27 Kansas City Chiefs	(S) W	20 17

1984 - 1-3

	Chi	Opp
A 4 St. Louis Cardinals	(S) L	10 19
A 11 Green Bay Packers	(ML) L	10 17
A 18 Cincinnati Bengals	(S) L	17 25
A 26 Buffalo Bills	(I) W	38 7

1985 - 1-3

	Chi	Opp
A 9 St. Louis Cardinals	(SL) L	3 10
A 17 Indianapolis Colts	(S) L	13 24
A 26 *Dallas Cowboys	(DA) L	13 15
A 31 Buffalo Bills	(S) W	45 14

ALL-TIME PRESEASON RESULTS

1986 - 4-1			Chi	Opp
A 3	**Dallas Cowboys	(LN) W	17	6
A 9	Pittsburgh Steelers	(TR) W	33	13
A 16	Indianapolis Colts	(S) W	38	21
A 23	St. Louis Cardinals	(S) L	7	14
A 30	Buffalo Bills	(ND) W	31	17

1987 - 3-1			Chi	Opp
A 16	Miami Dolphins	(JR) W	10	3
A 22	Pittsburgh Steelers	(S) W	50	14
A 31	*St. Louis Cardinals	(S) L	16	20
S 5	Los Angeles Raiders	(LA) W	20	17

1988 - 1-3			Chi	Opp
A 6	Miami Dolphins	(S) W	20	17
A 14	**Minnesota Vikings	(SW) L	21	28
A 22	*Dallas Cowboys	(DA) L	9	17
A 26	Los Angeles Raiders	(S) L	22	37

1989 - 2-2			Chi	Opp
A 14	*Miami Dolphins	(JR) W	28	20
A 19	San Diego Chargers	(S) L	7	24
A 27	Kansas City Chiefs	(S) L	17	22
S 2	Los Angeles Raiders	(LA) W	41	38

1990 - 4-1			Chi	Opp
A 4	Cleveland Browns	(CN) W	13	0
A 11	Miami Dolphins	(S) W	10	6
A 18	Phoenix Cardinals	(TM) W	17	9
A 24	Los Angeles Raiders	(S) L	3	20
A 30	Buffalo Bills	(SC) W	35	7

1991 - 2-3			Chi	Opp
J 26	Miami Dolphins	(JR) W	6	0
A 3	**San Francisco 49ers	(G) L	7	21
A 11	Phoenix Cardinals	(S) L	10	12
A 17	Los Angeles Raiders	(LA) L	10	13
A 24	Buffalo Bills	(S) W	30	13

1992 - 1-3			Chi	Opp
A 10	*New Orleans Saints	(S) L	31	34
A 15	Phoenix Cardinals	(TM) L	17	20
A 23	Pittsburgh Steelers	(S) L	17	28
A 28	Dallas Cowboys	(TX) W	20	13

1993 - 1-3			Chi	Opp
A 8	Philadelphia Eagles	(V) L	9	13
A 14	Phoenix Cardinals	(S) L	10	11
A 23	*New Orleans Saints	(NO) L	14	20
A 27	Dallas Cowboys	(S) W	23	21

1994 - 4-0			Chi	Opp
A 5	Philadelphia Eagles	(S) W	12	6
A 13	Arizona Cardinals	(TM) W	16	0
A 22	*Kansas City Chiefs	(KC) W	21	18
A 27	New York Giants	(S) W	27	21

1995 - 1-3			Chi	Opp
A 4	Carolina Panthers	(S) W	18	15
A 14	*Cleveland Browns	(CL) L	13	55
A 20	Arizona Cardinals	(S) L	16	17
A 24	Indianapolis Colts	(I) L	7	29

1996 - 1-3			Chi	Opp
A 3	Carolina Panthers	(C) L	12	30
A 11	Miami Dolphins	(S) W	24	21
A 17	New Orleans Saints	(NO) L	21	31
A 22	# Kansas City Chiefs	(S) L	10	14

1997 - 2-3			Chi	Opp
J 27	**Pittsburgh Steelers	(DB) L	17	30
A 2	Buffalo Bills	(BF) W	20	17 ot
A 10	Miami Dolphins	(PP) L	14	21
A 17	Arizona Cardinals	(S) W	22	10
A 22	New Orleans Saints	(S) L	7	13

1998 - 0-4			Chi	Opp
A 8	Baltimore Ravens	(BA) L	14	19
A 14	Arizona Cardinals	(TM) L	24	27
A 21	Buffalo Bills	(S) L	9	17
A 28	New York Jets	(S) L	7	24

1999 - 2-2			Chi	Opp
A 7	Indianapolis Colts	(S) W	9	6
A 13	Pittsburgh Steelers	(TR) L	23	30
A 21	St. Louis Rams	(S) W	38	24
A 28	Cleveland Browns	(CB) L	24	35

2000 - 2-2			Chi	Opp
A 5	New York Giants	(NJ) W	20	8
A 12	Cleveland Browns	(S) W	19	6
A 19	Cincinnati Bengals	(CI) L	20	24
A 26	Tennessee Titans	(S) L	28	34

2001 - 1-3			Chi	Opp
A 4	Cincinnati Bengals	(S) W	16	13 ot
A 11	Tennessee Titans	(AD) L	24	27
A 18	Kansas City Chiefs	(KC) L	9	10
A 25	Arizona Cardinals	(S) L	20	24

2002 - 1-3			Chi	Opp
A 10	Denver Broncos	(IL) L	3	27
A 16	St. Louis Rams	(AC) W	19	17
A 23	Jacksonville Jaguars	(IL) L	16	24
A 29	Miami Dolphins	(PP) L	22	24



CHICAGO BEARS ALL-TIME PRESEASON RESULTS

2003 - 1-3				Chi	Opp
A	9	Indianapolis Colts	(IL)	W	20 18
A	16	Denver Broncos	(IL)	L	10 15
A	23	Arizona Cardinals	(TM)	L	17 27
A	29	New England Patriots	(CG)	L	23 38

2004 - 2-2				Chi	Opp
A	12	St. Louis Rams	(EJ)	W	13 10 ot
A	21	San Francisco 49ers	(S)	W	20 13
A	27	New Orleans Saints	(S)	L	13 17
S	3	Cleveland Browns	(CB)	L	10 24

2005 - 3-2				Chi	Opp
A	8	Miami Dolphins	(CN)	W	27 24
A	12	St. Louis Rams	(EJ)	L	13 17
A	20	Indianapolis Colts	(I)	W	24 17
A	26	Buffalo Bills	(S)	W	16 12
S	1	Cleveland Browns	(S)	L	6 16

2006 - 2-2				Chi	Opp
A	11	San Francisco 49ers	(SF)	L	14 28
A	18	San Diego Chargers	(S)	W	24 3
A	25	Arizona Cardinals	(S)	L	16 23
A	31	Cleveland Browns	(CB)	W	20 7

2007 - 3-1				Chi	Opp
A	11	Houston Texans	(R)	W	20 19
A	20	Indianapolis Colts	(I)	W	27 24
A	25	San Francisco 49ers	(S)	W	31 28
A	30	Cleveland Browns	(S)	L	9 19

2008 - 1-3				Chi	Opp
A	7	Kansas City Chiefs	(S)	L	20 24
A	16	Seattle Seahawks	(SS)	L	26 29
A	21	San Francisco 49ers	(S)	L	30 37
A	28	Cleveland Browns	(CB)	W	16 10

2009 - 3-1				Chi	Opp
A	15	Buffalo Bills	(BF)	L	20 27
A	22	New York Giants	(S)	W	17 3
A	30	Denver Broncos	(IN)	W	27 17
S	3	Cleveland Browns	(S)	W	26 23

2010 - 0-4				Chi	Opp
A	14	San Diego Chargers	(SD)	L	10 25
A	21	Oakland Raiders	(S)	L	17 32
A	28	Arizona Cardinals	(S)	L	9 14
S	2	Cleveland Browns	(CB)	L	10 13

2011 - 2-2				Chi	Opp
A	13	Buffalo Bills	(S)	W	10 3
A	22	New York Giants	(NM)	L	13 41
A	27	Tennessee Titans	(CO)	L	13 14
S	1	Cleveland Browns	(S)	L	24 14

2012 - 3-1				Chi	Opp
A	9	Denver Broncos	(S)	L	3 31
A	22	Washington Redskins	(S)	W	33 31
A	27	New York Giants	(NM)	W	20 17
S	1	Cleveland Browns	(CB)	W	28 20

All-time Preseason Record: 228-164-8 (.580)

* Indicates Monday Night Football
 ** American Bowl game (overseas)

Game terminated in 3rd quarter due to lightning.
 † See page 414 for stadium codes.

WRIGLEY RECORD

The Bears' all-time record at Wrigley Field stands at 221-89-22, a total of 332 games, 330 as the home team. (Two of those victories came with the Bears as the "road" team: twice in 1920 against the Chicago Tigers). The 330 Bears' home games at Wrigley Field appears to be a National Football League record, though unofficial. The Bears-Wrigley connection edges out Cleveland's Municipal Stadium as host for 324 home games of the Cleveland Browns, from 1950 through 1995. As the reincarnation of the Cleveland Browns play in a new stadium since their return in 1999, the Bears-Wrigley "record" appears safe.

In fact, Wrigley Field has hosted a total of 342 NFL games: 330 Bears home games, five home games of the Chicago Tigers in 1920, and seven home games of the Chicago Cardinals in 1931 and 1932. Besides the Browns' 324 home games at Cleveland's Municipal Stadium, the Cleveland Indians played two home games there in 1931, and the Cleveland Rams played sixteen home contests in 1937 and 1939-1941. Municipal Stadium appears to have hosted a total of 342 total NFL games—same as Wrigley Field.

Date	Game	Winner	Loser	Chi-Opp	Site
12-17-33	NFL Championship	BEARS	NY Giants	23-21	Wrigley Field
12-9-34	NFL Championship	NY Giants	BEARS	13-30	Polo Grounds
12-12-37	NFL Championship	Washington	BEARS	21-28	Wrigley Field
12-8-40	NFL Championship	BEARS	Washington	73-0	Griffith Stadium
12-14-41	Conference Championship	BEARS	Green Bay	33-14	Wrigley Field
12-21-41	NFL Championship	BEARS	NY Giants	37-9	Wrigley Field
12-13-42	NFL Championship	Washington	BEARS	6-14	Griffith Stadium
12-26-43	NFL Championship	BEARS	Washington	41-21	Wrigley Field
12-15-46	NFL Championship	BEARS	NY Giants	24-14	Polo Grounds
12-17-50	Conference Championship	LA Rams	BEARS	14-24	LA Coliseum
12-30-56	NFL Championship	NY Giants	BEARS	7-47	Yankee Stadium
12-29-63	NFL Championship	BEARS	NY Giants	14-10	Wrigley Field
12-26-77	NFC Divisional	Dallas	BEARS	7-37	Texas Stadium
12-23-79	NFC Wild Card	Philadelphia	BEARS	17-27	Veterans Stadium
12-30-84	NFC Divisional	BEARS	Washington	23-19	RFK Memorial
1-6-85	Conference Championship	San Francisco	BEARS	0-23	Candlestick Park
1-5-86	NFC Divisional	BEARS	NY Giants	21-0	Soldier Field
1-12-86	Conference Championship	BEARS	LA Rams	24-0	Soldier Field
1-26-86	Super Bowl XX	BEARS	New England	46-10	Louisiana Superdome
1-3-87	NFC Divisional	Washington	BEARS	13-27	Soldier Field
1-10-88	NFC Divisional	Washington	BEARS	17-21	Soldier Field
12-31-88	NFC Divisional	BEARS	Philadelphia	20-12	Soldier Field
1-8-89	Conference Championship	San Francisco	BEARS	3-28	Soldier Field
1-6-91	First Round	BEARS	New Orleans	16-6	Soldier Field
1-13-91	NFC Divisional	NY Giants	BEARS	3-31	Giants Stadium
12-29-91	First Round	Dallas	BEARS	13-17	Soldier Field
1-1-95	First Round	BEARS	Minnesota	35-18	HHH Metrodome
1-7-95	NFC Divisional	San Francisco	BEARS	15-44	Candlestick Park
1-19-02	NFC Divisional	Philadelphia	BEARS	19-33	Soldier Field
1-15-06	NFC Divisional	Carolina	BEARS	21-29	Soldier Field
1-14-07	NFC Divisional	BEARS	Seattle	27-24 (ot)	Soldier Field
1-21-07	Conference Championship	BEARS	New Orleans	39-14	Soldier Field
2-4-07	Super Bowl XLI	Indianapolis	BEARS	17-29	Dolphin Stadium
1-16-11	NFC Divisional	BEARS	Seattle	35-24	Soldier Field
1-23-11	Conference Championship	Green Bay	BEARS	14-21	Soldier Field

BEARS IN THE PLAYOFFS

Bears vs.:	Carolina	0-1 (.000)
	Dallas	0-2 (.000)
	Green Bay	1-1 (.500)
	Indianapolis	0-1 (.000)
	Los Angeles Rams	1-1 (.500)
	Minnesota	1-0 (1.000)
	New England	1-0 (1.000)
	New Orleans	2-0 (1.000)
	New York Giants	5-3 (.625)
	Philadelphia	1-2 (.333)
	San Francisco	0-3 (.000)
	Seattle	2-0 (1.000)
	Washington	3-4 (.429)

Playoff record: 17-18 (.486)

Record at home: 12-8 (.600)

NFL Championship/Super Bowl game record:
7-5 (.583)

NFC Central Division Championships:
1984, 85, 86, 87, 88, 90, 2001

NFC North Division Championships:
2003, 05, 06, 10



CHICAGO BEARS PLAYOFF SUMMARY

1963 NFL Championship

Chicago Bears 14, New York Giants 10

December 29, 1963

Wrigley Field

Attendance: 45,801

Weather: 11 degrees; wind W 11 mph

	1	2	3	4	Final
Chicago Bears	7	0	7	0	14
N.Y. Giants	7	3	0	0	10

Team	Q	Play	NYG	CHI
NYG	1	Gifford 14-yard pass from Tittle (Chandler kick)	7	0
CHI	1	Wade 2-yard run (Jencks kick)	7	7
NYG	2	Chandler 13-yard field goal	10	7
CHI	3	Wade 1-yard run (Jencks kick)	10	14

FINAL INDIVIDUAL STATISTICS

Chicago Bears

RUSHING	NO	YDS	AVG	LG	TD
Bull	13	42	3.2	12	0
Wade	8	34	4.3	12	2
Galimore	7	12	1.7	7	0
Marconi	3	5	1.7	3	0

RECEIVING	NO	YDS	AVG	LG	TD
Marconi	3	64	21.3	34	0
Ditka	3	38	12.7	15	0
Morris	2	19	9.5	11	0
Coia	1	22	22.0	22	0
Bull	1	-5	-5.0	-5	0

INTERCEPTIONS	NO	YDS	AVG	LG	TD
L. Morris	1	61	61.0	61	0
O'Bradovich	1	10	10.0	10	0
McRae	1	0	0.0	0	0
Petitbon	1	0	0.0	0	0
Whitsell	1	0	0.0	0	0

PUNTING	NO	YDS	AVG	LG	IN20	TB
Green	7	286	40.9	48	3	0

PUNT RETURNS	NO	YDS	AVG	LG	TD
J. Morris	2	5	2.5	3	0
Taylor	1	0	0.0	0	0

KICKOFF RET.	NO	YDS	AVG	LG	TD
Martin	1	11	11.0	11	0
Bull	2	24	12.0	14	0

PASSING (CHI)	ATT	COMP	YDS	PCT	TD	INT	LG	SK/YDS
Wade	28	10	138	35.7	0	0	34	1/9

PASSING (NYG)	ATT	COMP	YDS	PCT	TD	INT	LG	SK/YDS
Tittle	29	11	147	37.9	1	5	36	1/7
Griffing	1	0	0	0.0	0	0	0	0/0

New York Giants

RUSHING	NO	YDS	AVG	LG	TD
Morrison	18	61	3.4	20	0
King	9	39	4.3	10	0
McElhenny	7	19	2.7	8	0
Webster	3	7	2.3	6	0
Tittle	1	2	2.0	2	0

RECEIVING	NO	YDS	AVG	LG	TD
Gifford	3	45	15.0	16	1
Morrison	3	18	6.0	11	0
Thomas	2	46	23.0	36	0
McElhenny	2	20	10.0	12	0
Webster	1	18	18.0	18	0

INTERCEPTIONS	NO	YDS	AVG	LG	TD
None					

PUNTING	NO	YDS	AVG	LG	IN20	TB
Chandler	4	173	43.3	52	2	0

PUNT RETURNS	NO	YDS	AVG	LG	TD
McElhenny	2	19	9.5	10	0
Dove	1	2	2.0	2	0

KICKOFF RET.	NO	YDS	AVG	LG	TD
Dove	2	50	25.0	26	0
McElhenny	1	47	47.0	47	0

TEAM STATISTICS	CHI	NYG
Total First Downs	14	17
By Rushing	6	8
By Passing	7	9
By Penalty	1	0
Third Down: Md/Att.	5/15	7/14
Third Down: Eff.	33%	50%
Total Net Yards	222	268
Total Offensive Plays	60	69
Average Per Play	3.7	3.9
Net Yards Rushing	93	128
Total Rushing Plays	31	38
Avg. Per Rush	3.0	3.4
Net Yards Passing	129	140
Sacked/Yards Lost	1/9	1/7
Gross Yards Passing	138	147
Att.-Comp.-Int.	28-10-0	30-11-5
Completion Pct.	35.7	36.7
Punts/Average	7/40.9	4/43.3
Penalties/Yards	5/35	3/25
Fumbles/Lost	2/2	2/1
Field Goals	28, 34	13, 37

- Denotes Converted Field Goal

Chicago Bears Starting Lineups

LE J. Farrington	LE E. O'Bradovich
LT H. Lee	LT S. Jones
LG T. Karras	RT F. Williams
C M. Pyle	RE D. Atkins
RG R. Davis	LLB J. Fortunato
RT B. Wetoska	MLB B. George
RE M. Ditka	RLB L. Morris
QB B. Wade	LHB B. McRae
FL J. Morris	RHB D. Whitsell
HB W. Galimore	LS R. Petitbon
FB J. Marconi	RS R. Taylor

New York Giants Starting Lineups

LE D. Shofner	LE J. Katcavage
LT R. Brown	LT D. Modzelewski
LG D. Dess	RT J. LoVetere
C G. Larson	RE A. Robustelli
RG B. Bolin	LLB J. Hillebrand
RT J. Stroud	MLB S. Huff
RE J. Walton	RLB T. Scott
QB Y.A. Tittle	LHB E. Barnes
FL F. Gifford	RHB D. Lynch
HB P. King	LS D. Pesonen
FB J. Morrison	RS J. Patton



1977 NFC Divisional

Dallas Cowboys 37, Chicago Bears 7

December 26, 1977

Texas Stadium

Attendance: 64,758

Weather: 46 degrees; wind S 12 mph

	1	2	3	4	Final
Chicago Bears	0	0	0	7	7
Dallas Cowboys	7	10	17	3	37

Team	Q	Play	CHI	DAL
DAL	1	Dennison 2-yard run (Herrera kick)	0	7
DAL	2	DuPree 28-yard pass from Staubach (Herrera kick)	0	14
DAL	2	Herrera 21-yard field goal	0	17
DAL	3	Dorsett 23-yard run (Herrera kick)	0	24
DAL	3	Herrera 31-yard field goal	0	27
DAL	3	Dorsett 7-yard run (Herrera kick)	0	34
DAL	4	Herrera 27-yard field goal	0	37
CHI	4	Schubert 34-yard pass from Avellini (Thomas kick)	7	37

TEAM STATISTICS	CHI	DAL
Total First Downs	15	20
By Rushing	4	13
By Passing	9	7
By Penalty	2	0
Third Down: Md/Att.	2/10	3/9
Third Down: Eff.	20%	33%
Total Net Yards	224	365
Total Offensive Plays	55	64
Average Per Play	4.0	5.7
Net Yards Rushing	81	233
Total Rushing Plays	27	48
Avg. Per Rush	3.0	4.8
Net Yards Passing	143	132
Sacked/Yards Lost	3/34	2/2
Gross Yards Passing	177	134
Att.-Comp.-Int.	25-15-4	14-8-1
Completion Pct.	60.0	57.1
Punts/Average	6/42.5	3/37.0
Penalties/Yards	4/43	3/35
Fumbles/Lost	3/3	2/2
Field Goals	21, 31, 27	
_ Denotes Converted Field Goal		

FINAL INDIVIDUAL STATISTICS

Chicago Bears

RUSHING	NO	YDS	AVG	LG	TD
Payton	19	60	3.1	11	0
Harper	5	11	2.2	6	0
Earl	2	6	3.0	3	0
Avellini	1	4	4.0	4	0

RECEIVING	NO	YDS	AVG	LG	TD
Schubert	5	69	13.8	34t	1
Payton	3	33	11.0	20	0
Scott	3	29	9.7	15	0
Latta	2	25	12.5	16	0
Earl	1	15	15.0	15	0
Harper	1	6	6.0	6	0

INTERCEPTIONS	NO	YDS	AVG	LG	TD
Livers	1	8	8.0	8	0

PUNTING	NO	YDS	AVG	LG	IN20	TB
Parsons	6	255	42.5	52	0	1

PUNT RETURNS	NO	YDS	AVG	LG	TD
Schubert	1	7	7.0	7	0

KICKOFF RET.	NO	YDS	AVG	LG	TD
Walterscheid	4	98	24.5	40	0
Payton	3	57	19.0	27	0
Musso	1	7	7.0	7	0

PASSING (CHI)	ATT	COMP	YDS	PCT	TD	INT	LG	SK/YDS
Avellini	25	15	177	60.0	1	4	34t	3/34

PASSING (DAL)	ATT	COMP	YDS	PCT	TD	INT	LG	SK/YDS
Staubach	13	8	134	61.5	1	1	32	2/2
D. White	1	0	0	0.0	0	0	0	0/0

Dallas Cowboys

RUSHING	NO	YDS	AVG	LG	TD
Dorsett	17	85	5.0	23t	2
Newhouse	16	80	5.0	19	0
Dennison	8	40	5.0	11	1
Staubach	4	25	6.2	11	0
Brinson	3	3	1.0	3	0

RECEIVING	NO	YDS	AVG	LG	TD
D. Pearson	2	38	19.0	31	0
Dorsett	2	37	18.5	32	0
DuPree	1	28	28.0	28t	1
Newhouse	1	13	13.0	13	0
Richards	1	12	12.0	12	0
Brinson	1	6	6.0	6	0

INTERCEPTIONS	NO	YDS	AVG	LG	TD
Waters	3	53	17.7	25	0
Lewis	1	23	23.0	23	0

PUNTING	NO	YDS	AVG	LG	IN20	TB
D. White	3	111	37.0	41	1	0

PUNT RETURNS	NO	YDS	AVG	LG	TD
Johnson	3	26	8.7	13	0
Hill	1	12	12.0	12	0

KICKOFF RET.	NO	YDS	AVG	LG	TD
Brinson	1	28	28.0	28	0
Johnson	1	16	16.0	16	0

Chicago Bears Starting Lineups

WR	B. Rather	LE	M. Hartenstine
LT	T. Albrecht	LT	J. Osborne
LG	N. Jackson	RT	R. Rydaldch
C	D. Peiffer	RE	B. Newsome
RG	R. Sorey	LLB	D. Buffone
RT	D. Lick	MLB	T. Hicks
TE	G. Latta	RLB	W. Bryant
WR	J. Scott	LCB	A. Ellis
QB	B. Avellini	RCB	V. Livers
RB	R. Harper	SS	G. Fencik
RB	W. Payton	FS	D. Plank

Dallas Cowboys Starting Lineups

WR	G. Richards	LE	E. Jones
LT	R. Neely	LT	J. Pugh
LG	H. Scott	RT	R. White
C	J. Fitzgerald	RE	H. Martin
RG	T. Rafferty	LLB	T. Henderson
RT	P. Donovan	MLB	B. Breunig
TE	B. DuPree	RLB	D.D. Lewis
WR	D. Pearson	LCB	B. Baines
QB	R. Staubach	RCB	A. Kyle
RB	T. Dorsett	SS	C. Waters
RB	R. Newhouse	FS	C. Harris



CHICAGO BEARS PLAYOFF SUMMARY

1979 NFC Wildcard

Philadelphia Eagles 27, Chicago Bears 17

December 23, 1979

Veterans Stadium

Attendance: 70,756

Weather: 45 degrees; wind W 7 mph

	1	2	3	4	Final
Chicago Bears	7	10	0	0	17
Philadelphia Eagles	7	3	7	10	27

Team	Q	Play	CHI	PHI
PHI	1	Carmichael 17-yard pass from Jaworski (Franklin kick)	0	7
CHI	1	Payton 2-yard run (Thomas kick)	7	7
PHI	2	Franklin 29-yard field goal	7	10
CHI	2	Payton 1-yard run (Thomas kick)	14	10
CHI	2	Thomas 30-yard field goal	17	10
PHI	3	Carmichael 29-yard pass from Jaworski (Franklin kick)	17	17
PHI	4	Campfield 63-yard pass from Jaworski (Franklin kick)	17	24
PHI	4	Franklin 34-yard field goal	17	27

FINAL INDIVIDUAL STATISTICS

Chicago Bears

RUSHING	NO	YDS	AVG	LG	TD
Payton	16	67	4.2	12	2
Williams	10	23	2.3	12	0
McClendon	2	6	3.0	3	0
Phipps	1	3	3.0	3	0

RECEIVING	NO	YDS	AVG	LG	TD
Payton	3	52	17.3	31	0
Watts	3	42	14.0	19	0
Baschnagel	3	38	12.7	15	0
Latta	2	6	3.0	4	0
Williams	2	4	2.0	4	0

INTERCEPTIONS	NO	YDS	AVG	LG	TD
Ellis	1	25	25.0	25	0

PUNTING	NO	YDS	AVG	LG	IN20	TB
Parsons	6	234	39.0	47	1	0

PUNT RETURNS	NO	YDS	AVG	LG	TD
Walterscheid	0	0	0.0	0	0

KICKOFF RET.	NO	YDS	AVG	LG	TD
Walterscheid	3	66	22.0	24	0
Watts	2	31	15.5	22	0
Baschnagel	1	27	27.0	27	0

PASSING (CHI)	ATT	COMP	YDS	PCT	TD	INT	LG	SK/YDS
Phipps	30	13	142	43.3	0	2	31	1/0

PASSING (PHI)	ATT	COMP	YDS	PCT	TD	INT	LG	SK/YDS
Jaworski	23	12	204	52.2	3	1	63t	3/28

Philadelphia Eagles

RUSHING	NO	YDS	AVG	LG	TD
Montgomery	26	87	3.4	12	0
Harris	8	33	4.1	16	0
Jaworski	3	19	6.3	20	0

RECEIVING	NO	YDS	AVG	LG	TD
Carmichael	6	111	18.5	29t	2
Campfield	2	70	35	63t	1
Montgomery	2	0	0.0	8	0
Harris	1	15	15.0	15	0
Smith	1	8	8.0	8	0

INTERCEPTIONS	NO	YDS	AVG	LG	TD
Howard	1	0	0.0	0	0
Edwards	1	5	5.0	5	0

PUNTING	NO	YDS	AVG	LG	IN20	TB
Runager	4	162	40.5	50	2	0

PUNT RETURNS	NO	YDS	AVG	LG	TD
Henry	4	51	12.8	34	0

KICKOFF RET.	NO	YDS	AVG	LG	TD
Henry	3	76	25.3	29	0

TEAM STATISTICS	CHI	PHI
Total First Downs	15	18
By Rushing	7	8
By Passing	7	8
By Penalty	1	2
Third Down: Md/Att.	4/14	5/13
Third Down: Eff.	29%	38%
Total Net Yards	241	315
Total Offensive Plays	60	63
Average Per Play	4.0	5.0
Net Yards Rushing	99	139
Total Rushing Plays	29	37
Avg. Per Rush	3.4	3.8
Net Yards Passing	142	176
Sacked/Yards Lost	1/0	3/28
Gross Yards Passing	142	204
Att.-Comp.-Int.	30-13-2	23-12-1
Completion Pct.	43.3	52.2
Punts/Average	6/39.0	4/40.5
Penalties/Yards	4/35	4/46
Fumbles/Lost	1/1	4/2
Field Goals	30, 50	29, 34

- Denotes Converted Field Goal

Chicago Bears Starting Lineups

WR R. Watts	LE D. Hampton
LT T. Albrecht	LT J. Osborne
LG N. Jackson	RT A. Page
C D. Neal	RE M. Hartenstine
RG R. Sorey	LLB J. Muckensturm
RT D. Lick	MLB T. Hicks
TE M. Cobb	RLB G. Campbell
WR B. Baschnagel	LCB T. Schmidt
QB M. Phipps	RCB A. Ellis
HB W. Payton	SS G. Fencik
FB D. Williams	FS D. Plank

Philadelphia Eagles Starting Lineups

WR H. Carmichael	LE C. Humphrey
LT S. Walters	MG C. Johnson
LG W. Key	RE C. Hairston
C G. Morris	OLB J. Bunting
RG W. Peoples	LILB J. Robinson
RT J. Sisemore	RILB F. LeMaster
TE K. Kreple	OLB R. Wilkes
WR C. Smith	LCB B. Howard
QB R. Jaworski	RCB H. Edwards
HB W. Montgomery	SS R. Logan
FB L. Harris	FS J. Sciarra



1984 NFC Divisional

Chicago Bears 23, Washington Redskins 19

December 30, 1984 RFK Memorial Attendance: 55,431 Weather: 57 degrees; wind N 12 mph

	1	2	3	4	Final
Chicago Bears	0	10	13	0	23
Washington Redskins	3	0	14	2	19

Team	Q	Play	CHI	WAS
WAS	1	Moseley 25-yard field goal	0	3
CHI	2	Thomas 34-yard field goal	3	3
CHI	2	Dunsmore 19-yard pass from Payton (Thomas kick)	10	3
CHI	3	Gault 75-yard pass from Fuller (kick failed)	16	3
WAS	3	Riggins 1-yard run (Moseley kick)	16	10
CHI	3	McKinnon 16-yard pass from Fuller (Thomas kick)	23	10
WAS	3	Riggins 1-yard run (Moseley kick)	23	17
WAS	4	Finzer takes safety	23	19

FINAL INDIVIDUAL STATISTICS

Chicago Bears

RUSHING	NO	YDS	AVG	LG	TD
Payton	24	104	4.3	12	0
Suhey	7	7	1.0	6	0
Fuller	2	5	2.5	5	0
C. Thomas	1	5	5.0	5	0
Finzer	1	-7	-7.0	-7	0

RECEIVING	NO	YDS	AVG	LG	TD
McKinnon	4	72	18.0	36	1
Gault	1	75	75.0	75t	1
Suhey	1	33	33.0	33	0
Dunsmore	1	19	19.0	19t	0
C. Thomas	1	13	13.0	13	0
Payton	1	12	12.0	12	0
Moorehead	1	6	6.0	6	0

INTERCEPTIONS	NO	YDS	AVG	LG	TD
Richardson	1	0	0.0	0	0

PUNTING	NO	YDS	AVG	LG	IN20	TB
Finzer	5	197	39.4	45	3	0

PUNT RETURNS	NO	YDS	AVG	LG	TD
Fisher	2	17	8.5	11	0

KICKOFF RET.	NO	YDS	AVG	LG	TD
Gault	3	74	24.6	29	0

PASSING (CHI)	ATT	COMP	YDS	PCT	TD	INT	LG	SK/YDS
Fuller	15	9	211	60.0	2	0	75t	5/34
Payton	2	1	19	50.0	1	0	19t	0/0

PASSING (WAS)	ATT	COMP	YDS	PCT	TD	INT	LG	SK/YDS
Theismann	42	22	292	52.4	0	1	35	7/49

Washington Redskins

RUSHING	NO	YDS	AVG	LG	TD
Riggins	21	50	2.4	8	2
Theismann	5	38	7.6	13	0
Washington	1	5	5.0	5	0

RECEIVING	NO	YDS	AVG	LG	TD
Monk	10	122	12.2	35	0
Muhammad	5	62	12.4	23	0
Didier	4	85	21.3	29	0
Washington	2	12	6.0	8	0
Warren	1	11	11.0	11	0

INTERCEPTIONS	NO	YDS	AVG	LG	TD
None					

PUNTING	NO	YDS	AVG	LG	IN20	TB
Hayes	5	184	36.8	45	3	0

PUNT RETURNS	NO	YDS	AVG	LG	TD
Nelms	3	29	9.7	20	0

KICKOFF RET.	NO	YDS	AVG	LG	TD
Nelms	4	77	19.3	27	0
Kane	1	10	10.0	10	0
Griffin	1	0	0.0	0	0
Coleman	0	25	25.0	25	0

TEAM STATISTICS	CHI	WAS
Total First Downs	13	22
By Rushing	5	6
By Passing	7	14
By Penalty	1	2
Third Down: Md/Att.	3/13	6/16
Third Down: Eff.	23%	38%
Total Net Yards	310	336
Total Offensive Plays	57	76
Average Per Play	5.4	4.4
Net Yards Rushing	114	93
Total Rushing Plays	35	27
Avg. Per Rush	3.3	3.4
Net Yards Passing	196	243
Sacked/Yards Lost	5/34	7/49
Gross Yards Passing	230	292
Att.-Comp.-Int.	17-10-0	42-22-1
Completion Pct.	58.8	52.4
Punts/Average	5/39.4	5/36.8
Penalties/Yards	6/34	7/55
Fumbles/Lost	2/1	3/2
Field Goals	34	25, 41

_ Denotes Converted Field Goal

Chicago Bears Starting Lineups

WR	W. Gault	LE	M. Hartenstine
LT	J. Covert	LT	S. McMichael
LG	M. Bortz	RT	D. Hampton
C	J. Hilgenberg	RE	R. Dent
RG	K. Becker	LLB	O. Wilson
RT	K. Van Horne	MLB	M. Singletary
TE	E. Moorehead	RLB	A. Harris
WR	D. McKinnon	LCB	M. Richardson
QB	S. Fuller	RCB	T. Schmidt
FB	M. Suhey	SS	T. Bell
RB	W. Payton	FS	G. Fencik

Washington Redskins Starting Lineups

WR	C. Muhammad	LE	C. Mann
TE	C. Didler	LT	D. Butz
LT	J. Jacoby	RT	D. Grant
LG	R. Grimm	RE	D. Manley
C	R. Donnalley	LLB	M. Kaufman
RG	K. Huff	MLB	N. Olkewicz
RT	M. May	RLB	R. Milot
TE	D. Warren	RCB	D. Green
WR	A. Monk	RCB	V. Dean
QB	J. Theismann	SS	K. Coffey
RB	J. Riggins	FS	C. Jordan



CHICAGO BEARS PLAYOFF SUMMARY

1984 NFC Championship

San Francisco 49ers 23, Chicago Bears 0

January 6, 1985

Candlestick Park

Attendance: 61,040

Weather: 52 degrees; wind light

	1	2	3	4	Final
Chicago Bears	0	0	0	0	0
San Francisco 49ers	3	3	7	10	23

Team	Q	Play	CHI	SF
SF	1	Wersching 21-yard field goal	0	3
SF	2	Wersching 22-yard field goal	0	6
SF	3	Tyler 10-yard run (Wersching kick)	0	13
SF	4	Solomon 10-yard pass from Montana (Wersching kick)	0	20
SF	4	Wersching 34-yard field goal	0	23

FINAL INDIVIDUAL STATISTICS

Chicago Bears

RUSHING	NO	YDS	AVG	LG	TD
Payton	22	92	4.2	20	0
Fuller	6	39	6.5	23	0
Suhey	3	16	5.3	15	0
C. Thomas	1	2	2.0	2	0

RECEIVING	NO	YDS	AVG	LG	TD
Suhey	4	11	2.8	7	0
McKinnon	3	48	16.0	21	0
Payton	3	11	3.7	5	0
Moorehead	2	14	7.0	8	0
Dunsmore	1	3	3.0	3	0

INTERCEPTIONS	NO	YDS	AVG	LG	TD
Fencik	2	5	2.5	5	0

PUNTING	NO	YDS	AVG	LG	IN20	TB
Finzer	7	302	43.1	55	1	0

PUNT RETURNS	NO	YDS	AVG	LG	TD
Fisher	2	12	6.0	9	0

KICKOFF RET.	NO	YDS	AVG	LG	TD
Gentry	3	49	16.3	18	0
Gault	1	18	18.0	18	0

PASSING (CHI)	ATT	COMP	YDS	PCT	TD	INT	LG	SK/YDS
Fuller	22	13	87	59.1	0	1	21	8/50
Payton	0	0	0	00.0	0	0	0	1/0

PASSING (SF)	ATT	COMP	YDS	PCT	TD	INT	LG	SK/YDS
Montana	34	18	233	52.9	1	2	38	3/8
Cavanaugh	1	1	3	100.0	0	0	3	0/0

San Francisco 49ers

RUSHING	NO	YDS	AVG	LG	TD
Tyler	10	68	6.8	25	1
Craig	8	44	5.5	39	0
Montana	5	22	4.4	9	0
Harmon	3	18	6.0	14	0
Ring	2	5	2.5	3	0
Cavanaugh	1	2	2.0	2	0

RECEIVING	NO	YDS	AVG	LG	TD
Solomon	7	73	10.4	15	1
D. Clark	4	83	20.8	38	0
Wilson	2	25	12.5	14	0
Tyler	2	22	11.0	16	0
Francis	2	20	10.0	12	0
Nehemiah	1	10	10.0	10	0
Harmon	1	3	3.0	3	0

INTERCEPTIONS	NO	YDS	AVG	LG	TD
Hicks	1	0	0.0	0	0

PUNTING	NO	YDS	AVG	LG	IN20	TB
Runager	3	117	39.0	41	1	0

PUNT RETURNS	NO	YDS	AVG	LG	TD
McLemore	4	69	17.8	25	0

KICKOFF RET.	NO	YDS	AVG	LG	TD
Harmon	1	15	15.0	15	0

TEAM STATISTICS	CHI	SF
Total First Downs	13	25
By Rushing	9	9
By Passing	3	14
By Penalty	1	2
Third Down: Md/Att.	5/16	4/11
Third Down: Eff.	31%	36%
Total Net Yards	186	387
Total Offensive Plays	63	67
Average Per Play	3.0	5.8
Net Yards Rushing	149	159
Total Rushing Plays	32	29
Avg. Per Rush	4.7	5.5
Net Yards Passing	37	228
Sacked/Yards Lost	9/50	3/8
Gross Yards Passing	87	236
Att.-Comp.-Int.	22-13-1	35-19-2
Completion Pct.	59.1	54.3
Punts/Average	7/43.1	3/39.0
Penalties/Yards	7/50	3/20
Fumbles/Lost	1/0	1/0
Field Goals	41	21, 22.

- Denotes Converted Field Goal

Chicago Bears Starting Lineups

WR W. Gault	LE M. Hartenstine
LT J. Covert	LT S. McMichael
LG M. Bortz	RT D. Hampton
C J. Hilgenberg	RE R. Dent
RG K. Becker	LLB O. Wilson
RT K. Van Horne	MLB M. Singletary
TE E. Moorehead	RLB A. Harris
WR D. McKinnon	LCB M. Richardson
QB S. Fuller	RCB L. Frazier
FB M. Suhey	SS T. Bell
TB W. Payton	FS G. Fencik

San Francisco 49ers Starting Lineups

WR D. Clark	LE L. Pillers
LT B. Paris	NT M. Tuiasosopo
LG J. Ayers	RE D. Board
C F. Quillan	OLB D. Bunz
RG R. Cross	LILB R. Ellison
RT K. Fahnhorst	RILB J. Reynolds
TE R. Francis	OLB K. Turner
WR F. Solomon	LCB R. Lott
QB J. Montana	RCB E. Wright
RB W. Tyler	SS C. Williamson
FB R. Craig	FS D. Hicks

1985 NFC Divisional

Chicago Bears 21, New York Giants 0

January 5, 1986

Soldier Field

Attendance: 62,076

Weather: 14 degrees; wind W 13 mph

	1	2	3	4	Final
New York Giants	0	0	0	0	0
Chicago Bears	7	0	14	0	21

Team	Q	Play	NYG	CHI
CHI	1	Gayle 5-yard punt return (Butler kick)	0	7
CHI	3	McKinnon 23-yard pass from McMahon (Butler kick)	0	14
CHI	3	McKinnon 20-yard pass from McMahon (Butler kick)	0	21

TEAM STATISTICS	CHI	NYG
Total First Downs	17	10
By Rushing	9	1
By Passing	8	8
By Penalty	0	1
Third Down: Md/Att.	7/16	0/12
Third Down: Eff.	44%	0%

Total Net Yards	363	181
Total Offensive Plays	66	55
Average Per Play	5.6	3.3
Net Yards Rushing	147	32
Total Rushing Plays	44	14
Avg. Per Rush	3.3	2.3
Net Yards Passing	216	149
Sacked/Yards Lost	0/0	6/60
Gross Yards Passing	216	209
Att.-Comp.-Int.	21-11-0	35-14-0
Completion Pct.	52.4	40.0

Punts/Average	6/37.3	9/38.1
Penalties/Yards	2/20	4/25
Fumbles/Lost	0/0	3/1
Field Goals	26, 49, 38	19

- Denotes Converted Field Goal

Chicago Bears Starting Lineups

WR	W. Gault	LE	D. Hampton
LT	J. Covert	LT	S. McMichael
LG	M. Bortz	RT	W. Perry
C	J. Hilgenberg	RE	R. Dent
RG	T. Thayer	LLB	O. Wilson
RT	K. Van Horne	MLB	M. Singletary
TE	E. Moorehead	RLB	W. Marshall
WR	D. McKinnon	LCB	M. Richardson
QB	J. McMahon	RCB	L. Frazier
FB	M. Suhey	SS	D. Duerson
RB	W. Payton	FS	G. Fencik

New York Giants Starting Lineups

WR	B. Johnson	LE	C. McGriff
LT	B. Benson	NT	J. Burt
LG	B. Ard	RE	L. Marshall
C	B. Oates	OLB	B. Hunt
RG	C. Godfrey	LILB	G. Reasons
RT	K. Nelson	RILB	H. Carson
TE	M. Bavaro	OLB	L. Taylor
WR	L. Manuel	LCB	E. Patterson
QB	P. Simms	RCB	P. Williams
RB	J. Morris	SS	K. Hill
RB	R. Carpenter	FS	T. Kinard

FINAL INDIVIDUAL STATISTICS

Chicago Bears

RUSHING	NO	YDS	AVG	LG	TD
Payton	27	93	3.4	12	0
Suhey	6	33	5.5	9	0
McMahon	5	18	3.6	10	0
Thomas	4	11	2.8	5	0
McKinnon	1	-7	-7.0	-7	0
Gentry	1	-1	-1.0	-1	0

RECEIVING	NO	YDS	AVG	LG	TD
Gault	3	68	22.7	28	0
McKinnon	3	52	17.3	23t	2
Suhey	2	5	2.5	3	0
Wrightman	1	46	46.0	46	0
Gentry	1	41	41.0	41	0
Payton	1	4	4.0	4	0

INTERCEPTIONS	NO	YDS	AVG	LG	TD
None					

PUNTING	NO	YDS	AVG	LG	IN20	TB
Buford	6	224	37.3	51	1	1

PUNT RETURNS	NO	YDS	AVG	LG	TD
Ortego	5	22	4.4	9	0
Gayle	1	5	5.0	5t	1

KICKOFF RET.	NO	YDS	AVG	LG	TD
Gault	1	21	21.0	21	0

PASSING (CHI)	ATT	COMP	YDS	PCT	TD	INT	LG	SK/YDS
McMahon	21	11	216	52.4	2	0	46	0/0

PASSING (NYG)	ATT	COMP	YDS	PCT	TD	INT	LG	SK/YDS
Simms	35	14	209	40.0	0	0	33	6/60

New York Giants

RUSHING	NO	YDS	AVG	LG	TD
Morris	12	32	2.7	14	0
Galbreath	1	9	9.0	9	0
B. Williams	1	-9	-9.0	-9	0

RECEIVING	NO	YDS	AVG	LG	TD
Bavaro	4	36	9.0	11	0
Adams	3	65	21.7	31	0
Carpenter	3	24	8.0	16	0
B. Williams	1	33	33.0	33	0
McConkey	1	23	23.0	23	0
Johnson	1	17	17.0	17	0
Galbreath	1	11	11.0	11	0

INTERCEPTIONS	NO	YDS	AVG	LG	TD
None					

PUNTING	NO	YDS	AVG	LG	IN20	TB
Landeta	9	343	38.1	63	3	0

PUNT RETURNS	NO	YDS	AVG	LG	TD
McConkey	2	9	4.5	5	0

KICKOFF RET.	NO	YDS	AVG	LG	TD
Rouson	2	58	29.0	42	0
Hasselbeck	1	20	20.0	20	0
Galbreath	1	17	17.0	17	0



CHICAGO BEARS PLAYOFF SUMMARY

1985 NFC Championship

Chicago Bears 24, Los Angeles Rams 0

January 12, 1986

Soldier Field

Attendance: 63,522

Weather: 39 degrees; wind W 23 mph

	1	2	3	4	Final
L.A. Rams	0	0	0	0	0
Chicago Bears	10	0	7	7	24

Team	Q	Play	LAR	CHI
CHI	1	McMahon 16-yard run (Butler kick)	0	7
CHI	1	Butler 34-yard field goal	0	10
CHI	3	Gault 22-yard pass from McMahon (Butler kick)	0	17
CHI	4	Marshall 52-yard fumble return (Butler kick)	0	24

FINAL INDIVIDUAL STATISTICS

Chicago Bears

RUSHING	NO	YDS	AVG	LG	TD
Payton	18	32	1.8	8	0
Suhey	6	23	3.8	9	0
McMahon	4	28	7.0	16t	1
Thomas	3	-1	-0.3	1	0
Gentry	2	9	4.5	7	0

RECEIVING	NO	YDS	AVG	LG	TD
Payton	7	48	6.9	19	0
Gault	4	56	14.0	22t	1
Moorehead	2	28	14.0	20	0
McKinnon	1	11	17.0	17	0
Wrightman	1	8	8.0	8	0
Suhey	1	7	7.0	7	0

INTERCEPTIONS	NO	YDS	AVG	LG	TD
Frazier	1	-3	-3.0	-3	0

PUNTING	NO	YDS	AVG	LG	IN20	TB
Buford	10	363	36.3	55	2	0

PUNT RETURNS	NO	YDS	AVG	LG	TD
Ortego	4	21	5.3	8	0
Phillips	1	0	0.0	0	0

KICKOFF RET.	NO	YDS	AVG	LG	TD
Gentry	1	22	22.0	22	0

PASSING (CHI)	ATT	COMP	YDS	PCT	TD	INT	LG	SK/YDS
McMahon	25	16	164	64.0	1	0	22t	3/23

PASSING (LAR)	ATT	COMP	YDS	PCT	TD	INT	LG	SK/YDS
Brock	31	10	66	32.3	0	1	15	3/22

Los Angeles Rams

RUSHING	NO	YDS	AVG	LG	TD
Dickerson	17	46	2.7	9	0
Redden	9	40	4.4	12	0

RECEIVING	NO	YDS	AVG	LG	TD
Hunter	3	29	9.7	15	0
Dickerson	3	10	3.3	7	0
Brown	2	14	7.0	11	0
Duckworth	1	8	8.0	8	0
Ellard	1	5	5.0	5	0

INTERCEPTIONS	NO	YDS	AVG	LG	TD
None					

PUNTING	NO	YDS	AVG	LG	IN20	TB
Hatcher	11	431	39.2	51	3	0

PUNT RETURNS	NO	YDS	AVG	LG	TD
Johnson	2	6	3.0	3	0
Ellard	1	6	6.0	6	0
Irvin	1	4	4.0	4	0

KICKOFF RET.	NO	YDS	AVG	LG	TD
Brown	3	63	21.0	45	0
Redden	1	13	13.0	13	0

TEAM STATISTICS	CHI	LAR
Total First Downs	13	9
By Rushing	5	5
By Passing	8	3
By Penalty	0	1
Third Down: Md/Att.	4/16	2/14
Third Down: Eff.	25%	14%
Total Net Yards	232	130
Total Offensive Plays	61	60
Average Per Play	3.8	2.2
Net Yards Rushing	91	86
Total Rushing Plays	33	26
Avg. Per Rush	2.8	3.3
Net Yards Passing	141	44
Sacked/Yards Lost	3/23	3/22
Gross Yards Passing	164	66
Att.-Comp.-Int.	25-16-0	31-10-1
Completion Pct.	64.0	32.3
Punts/Average	10/36.3	11/39.2
Penalties/Yards	6/48	4/25
Fumbles/Lost	3/1	4/2
Field Goals	34	

- Denotes Converted Field Goal

Chicago Bears Starting Lineups

WR	W. Gault	LE	D. Hampton
LT	J. Covert	LT	S. McMichael
LG	M. Bortz	RT	W. Perry
C	J. Hilgenberg	RE	R. Dent
RG	T. Thayer	LLB	O. Wilson
RT	K. Van Horne	MLB	M. Singletary
TE	E. Moorehead	RLB	W. Marshall
WR	D. McKinnon	LCB	M. Richardson
QB	J. McMahon	RCB	L. Frazier
FB	M. Suhey	SS	D. Duerson
RB	W. Payton	FS	G. Fencik

Los Angeles Rams Starting Lineups

WR	H. Ellard	LE	D. Reed
LT	I. Pankey	NT	C. DeJurnett
LG	K. Hill	RE	R. Doss
C	T. Slaton	OLB	M. Owens
RG	D. Harrah	LILB	C. Eckern
RT	J. Slater	RILB	J. Collins
TE	D. Hill	OLB	M. Wilcher
WR	R. Brown	LCB	G. Green
QB	D. Brock	RCB	L. Irvin
RB	B. Redden	SS	N. Cromwell
RB	E. Dickerson	FS	J. Johnson

1985 Super Bowl XX

Chicago Bears 46, New England Patriots 10

January 26, 1986

Louisiana Superdome

Attendance: 73,818

Weather: Indoors

	1	2	3	4	Final
Chicago Bears	13	10	21	2	46
New England Patriots	3	0	0	7	10

Team	Q	Play	CHI	NE
NE	1	Franklin 36-yard field goal	0	3
CHI	1	Butler 28-yard field goal	3	3
CHI	1	Butler 24-yard field goal	6	3
CHI	1	Suhey 11-yard run (Butler kick)	13	3
CHI	2	McMahon 2-yard run (Butler kick)	20	3
CHI	2	Butler 24-yard field goal	23	3
CHI	3	McMahon 1-yard run (Butler kick)	30	3
CHI	3	Phillips 28-yard interception return (Butler kick)	37	3
CHI	3	Perry 1-yard run (Butler kick)	44	3
NE	4	Fryar 8-yard pass from Grogan (Franklin kick)	44	10
CHI	4	Safety, Grogan tackled by Waechter in end zone	46	10

FINAL INDIVIDUAL STATISTICS

Chicago Bears

RUSHING	NO	YDS	AVG	LG	TD
Payton	22	61	2.8	7	0
Suhey	11	52	4.7	11t	1
McMahon	5	14	2.8	7	2
Sanders	4	15	3.8	10	0
Gentry	3	15	5.0	8	0
Thomas	2	8	4.0	7	0
Perry	1	1	1.0	1t	1
Fuller	1	1	1.0	1	0

RECEIVING	NO	YDS	AVG	LG	TD
Gault	4	129	32.3	60	0
Gentry	2	41	20.5	27	0
Margerum	2	36	18.0	29	0
Moorehead	2	22	11.0	14	0
Suhey	1	24	24.0	24	0
Thomas	1	4	4.0	4	0

INTERCEPTIONS	NO	YDS	AVG	LG	TD
Morrissey	1	47	47.0	47	0
Phillips	1	28	28.0	28t	1

PUNTING	NO	YDS	AVG	LG	IN20	TB
Buford	4	173	43.3	52	1	1

PUNT RETURNS	NO	YDS	AVG	LG	TD
Ortego	2	20	10.0	12	0

KICKOFF RET.	NO	YDS	AVG	LG	TD
Gault	4	49	12.3	18	0

PASSING (CHI)	ATT	COMP	YDS	PCT	TD	INT	LG	SK/YDS
McMahon	20	12	256	60.0	0	0	60	1/3
Fuller	4	0	0	00.0	0	0	0	1/11
Perry	0	0	0	00.0	0	0	0	1/1

PASSING (NE)	ATT	COMP	YDS	PCT	TD	INT	LG	SK/YDS
Grogan	30	17	177	56.2	1	2	24	4/33
Eason	6	0	0	00.0	0	0	0	3/28

New England Patriots

RUSHING	NO	YDS	AVG	LG	TD
C. James	5	1	0.2	3	0
Collins	3	4	1.3	3	0
Grogan	1	3	3.0	3	0
Weathers	1	3	3.0	3	0
Hawthorne	1	-4	-4.0	-4	0

RECEIVING	NO	YDS	AVG	LG	TD
Morgan	7	70	10.0	19	0
Starring	2	39	19.5	24	0
Fryar	2	24	12.0	16	1
Collins	2	19	9.5	11	0
Ramsey	2	16	8.0	11	0
C. James	1	6	6.0	6	0
Weathers	1	3	3.0	3	0

INTERCEPTIONS	NO	YDS	AVG	LG	TD
None					

PUNTING	NO	YDS	AVG	LG	IN20	TB
Camarillo	6	263	43.8	62	1	1

PUNT RETURNS	NO	YDS	AVG	LG	TD
Fryar	2	22	11.0	12	0

KICKOFF RET.	NO	YDS	AVG	LG	TD
Starring	7	153	21.9	36	0

TEAM STATISTICS	CHI	NE
Total First Downs	23	12
By Rushing	13	1
By Passing	9	10
By Penalty	1	1
Third Down: Md/Att.	7/14	1/10
Third Down: Eff.	50%	10%
Total Net Yards	408	123
Total Offensive Plays	76	54
Average Per Play	5.4	2.3
Net Yards Rushing	167	7
Total Rushing Plays	49	11
Avg. Per Rush	3.4	0.6
Net Yards Passing	241	116
Sacked/Yards Lost	3/15	7/61
Gross Yards Passing	256	177
Att.-Comp.-Int.	24-12-0	36-17-2
Completion Pct.	50.0	47.2
Punts/Average	4/43.3	6/43.8
Penalties/Yards	7/40	5/35
Fumbles/Lost	3/2	4/4
Field Goals	28, 24, 24	36
- Denotes Converted Field Goal		

Chicago Bears Starting Lineups

WR W. Gault	LE D. Hampton
LT J. Covert	RT S. McMichael
LG M. Bortz	LT W. Perry
C J. Hilgenberg	RE R. Dent
RG T. Thayer	LLB O. Wilson
RT K. Van Horne	MLB M. Singletary
TE E. Moorehead	RLB W. Marshall
WR D. McKinnon	LCB M. Richardson
QB J. McMahon	RCB L. Frazier
FB M. Suhey	SS D. Duerson
RB W. Payton	FS G. Fencik

New England Patriots Starting Lineups

WR S. Morgan	LE G. Varis
LT B. Holloway	NT L. Williams
LG J. Hannah	RE J. Adams
C P. Brock	OLB A. Tippet
RG R. Wooten	LILB S. Nelson
RT S. Moore	RILB L. McGrew
TE L. Dawson	OLB D. Blackmon
WR S. Starring	LCB R. Lippett
QB T. Eason	RCB R. Clayborn
RB T. Collins	SS R. James
FB C. James	FS F. Marion



CHICAGO BEARS PLAYOFF SUMMARY

1986 NFC Divisional

Washington Redskins 27, Chicago Bears 13

January 3, 1987

Soldier Field

Attendance: 65,141

Weather: 35 degrees; wind NW 6 mph

Team	Q	Play	1	2	3	4	Final	
WAS	1	Monk 28-yard pass from Schroeder (Atkinson kick)					WAS	CHI
CHI	2	Gault 50-yard pass from Flutie (Butler kick)					7	0
CHI	2	Butler 23-yard field goal					7	7
CHI	2	Butler 41-yard field goal					7	10
WAS	3	Monk 23-yard pass from Schroeder (Atkinson kick)					14	13
WAS	4	Rogers 1-yard run (Atkinson kick)					21	13
WAS	4	Atkinson 35-yard field goal					24	13
WAS	4	Atkinson 25-yard field goal					27	13

FINAL INDIVIDUAL STATISTICS

Chicago Bears

RUSHING	NO	YDS	AVG	LG	TD
Payton	14	38	2.7	9	0
Suhey	4	14	3.5	5	0
Thomas	3	18	6.0	13	0
Flutie	2	12	6.0	11	0
Anderson	1	11	11.0	11	0

RECEIVING	NO	YDS	AVG	LG	TD
Gault	5	82	16.4	50t	1
Ortego	2	36	18.0	27	0
Wrightman	2	16	8.0	9	0
Suhey	1	2	2.0	2	0
Payton	1	-2	-2.0	-2	0

INTERCEPTIONS	NO	YDS	AVG	LG	TD
Richardson	1	43	43.0	43	0

PUNTING	NO	YDS	AVG	LG	IN20	TB
Buford	5	203	40.6	49	0	0

PUNT RETURNS	NO	YDS	AVG	LG	TD
Barnes	5	27	5.4	23	0

KICKOFF RET.	NO	YDS	AVG	LG	TD
Gentry	3	127	42.3	60	0
Thomas	2	15	7.5	11	0
Anderson	1	17	17.0	17	0

PASSING (CHI)	ATT	COMP	YDS	PCT	TD	INT	LG	SK/YDS
Flutie	31	11	134	35.5	1	2	50t	1/7

PASSING (WAS)	ATT	COMP	YDS	PCT	TD	INT	LG	SK/YDS
Schroeder	32	15	184	46.9	2	1	28t	2/16

Washington Redskins

RUSHING	NO	YDS	AVG	LG	TD
Rogers	28	72	2.6	9	1
Bryant	8	46	5.8	12	0
Schroeder	3	16	5.3	11	0

RECEIVING	NO	YDS	AVG	LG	TD
Monk	5	81	16.2	28t	2
Clark	5	37	7.4	13	0
Bryant	4	61	15.3	24	0
Warren	1	5	5.0	5	0

INTERCEPTIONS	NO	YDS	AVG	LG	TD
Green	1	17	17.0	17	0
Dean	1	16	16.0	16	0

PUNTING	NO	YDS	AVG	LG	IN20	TB
Cox	7	275	39.3	54	1	0

PUNT RETURNS	NO	YDS	AVG	LG	TD
Yarber	3	22	7.3	8	0

KICKOFF RET.	NO	YDS	AVG	LG	TD
Garner	3	71	23.7	36	0

TEAM STATISTICS	CHI	WAS
Total First Downs	14	19
By Rushing	8	8
By Passing	5	8
By Penalty	1	3
Third Down: Md/Att.	1/11	6/16
Third Down: Eff.	9%	38%
Total Net Yards	220	302
Total Offensive Plays	56	73
Average Per Play	3.9	4.1
Net Yards Rushing	93	134
Total Rushing Plays	24	39
Avg. Per Rush	3.9	3.4
Net Yards Passing	127	168
Sacked/Yards Lost	1/7	2/16
Gross Yards Passing	134	184
Att.-Comp.-Int.	31-11-2	32-15-1
Completion Pct.	35.5	46.9
Punts/Average	5/40.6	7/39.3
Penalties/Yards	4/42	8/65
Fumbles/Lost	3/2	2/0
Field Goals	23, 41	35, 25,
_ Denotes Converted Field Goal		

Chicago Bears Starting Lineups

WR W. Gault	LE D. Hampton
LT J. Covert	LT S. McMichael
LG M. Bortz	RT W. Perry
C J. Hilgenberg	RE R. Dent
RG T. Thayer	LLB O. Wilson
RT K. Van Horne	MLB M. Singletary
TE E. Moorehead	RLB W. Marshall
WR K. Ortego	LCB M. Richardson
QB D. Flutie	RCB V. Jackson
FB M. Suhey	SS D. Duerson
RB W. Payton	FS G. Fencik

Washington Redskins Starting Lineups

WR A. Monk	LE C. Mann
TE D. Warren	LT D. Butz
LT J. Jacoby	RT D. Grant
LG R. Grimm	RE D. Manley
C J. Bostic	LLB C. Daniels
RG R. Thieleman	MLB N. Oikewicz
RT M. May	RLB R. Milot
TE C. Didier	LCB D. Green
WR G. Clark	RCB V. Dean
QB J. Schroeder	SS A. Walton
RB G. Rogers	FS C. Jordan



1987 NFC Divisional

Washington Redskins 21, Chicago Bears 17

January 10, 1988Soldier FieldAttendance: 58,153Weather: 4 degrees; wind SW 12 mph

	1	2	3	4	Final
Washington Redskins	0	14	7	0	21
Chicago Bears	7	7	3	0	17

Team	Q	Play	WAS	CHI
CHI	1	Thomas 2-yard run (Butler kick)	0	7
CHI	2	Morris 14-yard pass from McMahon (Butler kick)	0	14
WAS	2	Rogers 3-yard run (Haji-Shiekh kick)	7	14
WAS	2	Didier 18-yard pass from Williams (Haji-Shiekh kick)	14	14
WAS	3	Green 52-yard punt return (Haji-Shiekh kick)	21	14
CHI	3	Butler 25-yard field goal	21	17

FINAL INDIVIDUAL STATISTICS													
Chicago Bears							Washington Redskins						
RUSHING	NO	YDS	AVG	LG	TD		RUSHING	NO	YDS	AVG	LG	TD	
Payton	18	85	4.7	16	0		Smith	16	66	4.1	13	0	
Suhey	4	8	2.0	5	0		Rogers	6	13	2.2	4	1	
Gentry	2	5	2.5	3	0		Bryant	3	8	2.7	6	0	
McMahon	2	5	2.5	5	0		Williams	2	-1	-0.5	-1	0	
Sanders	2	4	2.0	3	0		Clark	1	-6	-6.0	-6	0	
Thomas	2	3	1.5	2t	1		Schroeder	1	-8	-8.0	-8	0	
RECEIVING	NO	YDS	AVG	LG	TD		RECEIVING	NO	YDS	AVG	LG	TD	
Gentry	3	43	14.3	24	0		Sanders	6	92	15.3	32	0	
Payton	3	20	6.7	9	0		Clark	4	56	14.0	21	0	
Boso	3	19	6.3	10	0		Didier	2	32	16.0	18t	1	
Morris	2	47	23.5	33	1		Warren	1	16	16.0	16	0	
Gault	1	44	44.0	44	0		Rogers	1	11	11.0	11	0	
McKinnon	1	16	16.0	16	0								
Suhey	1	6	6.0	6	0								
Sanders	1	2	2.0	2	0								
INTERCEPTIONS	NO	YDS	AVG	LG	TD		INTERCEPTIONS	NO	YDS	AVG	LG	TD	
Richardson	1	0	0.0	0	0		Davis	1	23	23.0	23	0	
							Wilburn	1	0	0.0	0	0	
							Woodbury	1	0	0.0	0	0	
PUNTING	NO	YDS	AVG	LG	IN20	TB	PUNTING	NO	YDS	AVG	LG	IN20	TB
Barnhardt	4	145	36.3	44	0	0	Cox	4	169	42.3	46	1	1
PUNT RETURNS	NO	YDS	AVG	LG	TD		PUNT RETURNS	NO	YDS	AVG	LG	TD	
McKinnon	2	12	6.0	13	0		Yarber	2	13	6.5	8	0	
							Green	1	52	52.0	52t	1	
KICKOFF RET.	NO	YDS	AVG	LG	TD		KICKOFF RET.	NO	YDS	AVG	LG	TD	
Gault	1	29	29.0	29	0		Sanders	2	25	12.5	13	0	
							Smith	1	19	19.0	19	0	
							Branch	1	12	12.0	12	0	
PASSING (CHI)	ATT	COMP	YDS	PCT	TD	INT	LG	SK/YDS					
McMahon	29	15	197	51.7	1	3	44	5/27					
PASSING (WAS)	ATT	COMP	YDS	PCT	TD	INT	LG	SK/YDS					
Williams	29	14	207	48.3	1	1	32	1/7					

TEAM STATISTICS	CHI	WAS
Total First Downs	15	17
By Rushing	8	4
By Passing	7	11
By Penalty	0	2
Third Down: Md/Att.	4/13	7/14
Third Down: Eff.	31%	50%
Total Net Yards	280	272
Total Offensive Plays	64	59
Average Per Play	4.6	4.6
Net Yards Rushing	110	72
Total Rushing Plays	30	29
Avg. Per Rush	3.7	2.5
Net Yards Passing	170	200
Sacked/Yards Lost	5/27	1/7
Gross Yards Passing	197	207
Att.-Comp.-Int.	29-15-3	29-14-1
Completion Pct.	51.7	48.3
Punts/Average	4/36.3	4/42.3
Penalties/Yards	5/50	3/20
Fumbles/Lost	1/0	1/0
Field Goals	48, 25	
_ Denotes Converted Field Goal		

Chicago Bears Starting Lineups			
WR	W. Gault	LE	A. Harris
LT	J. Covert	LT	S. McMichael
LG	M. Bortz	RT	D. Hampton
C	J. Hilgenberg	RE	R. Dent
RG	T. Thayer	LLB	R. Rivera
RT	K. Van Horne	MLB	M. Singletary
TE	E. Moorehead	RLB	W. Marshall
WR	R. Morris	LCB	M. Douglass
QB	J. McMahon	RCB	V. Jackson
FB	M. Suhey	SS	D. Duerson
RB	W. Payton	FS	G. Fencik

Washington Redskins Starting Lineups			
WR	A. Jones	LE	C. Mann
TE	D. Warren	LT	D. Butz
LT	J. Jacoby	RT	D. Grant
LG	R. McKenzie	RE	D. Manley
C	J. Bostic	LLB	M. Kaufman
RG	R. Thielemann	MLB	N. Olkewicz
RT	M. May	RLB	M. Coleman
TE	C. Didier	LCB	D. Green
WR	G. Clark	RCB	B. Wilburn
QB	D. Williams	SS	A. Walton
RB	G. Rogers	FS	T. Bowles



CHICAGO BEARS PLAYOFF SUMMARY

1988 NFC Divisional

Chicago Bears 20, Philadelphia Eagles 12

December 31, 1988

Soldier Field

Attendance: 65,534

Weather: 29 degrees; wind SW 5 mph

	1	2	3	4	Final
Philadelphia Eagles	3	6	3	0	12
Chicago Bears	7	10	0	3	20

Team	Q	Play	PHI	CHI
CHI	1	McKinnon 64-yard pass from Tomczak (Butler kick)	0	7
PHI	1	Zendejas 42-yard field goal	3	7
PHI	2	Zendejas 29-yard field goal	6	7
CHI	2	Anderson 4-yard run (Butler kick)	6	14
CHI	2	Butler 46-yard field goal	6	17
PHI	2	Zendejas 30-yard field goal	9	17
PHI	3	Zendejas 35-yard field goal	12	17
CHI	4	Butler 27-yard field goal	12	20

FINAL INDIVIDUAL STATISTICS

Chicago Bears

RUSHING	NO	YDS	AVG	LG	TD
Anderson	14	54	3.9	23	1
Sanders	8	94	11.8	58	0
Muster	6	12	2.0	6	0
Gentry	1	6	6.0	6	0
Suhey	1	0	0.0	0	0
Tomczak	1	0	0.0	0	0
McMahon	2	-2	-1.0	0	0

RECEIVING	NO	YDS	AVG	LG	TD
McKinnon	4	108	27.0	64t	1
Boso	2	16	8.0	9	0
Gentry	2	9	4.5	7	0
Morris	1	27	27.0	27	0
Davis	1	11	11.0	11	0
Sanders	1	8	8.0	8	0
Anderson	1	6	6.0	6	0

INTERCEPTIONS	NO	YDS	AVG	LG	TD
Jackson	1	51	51.0	51	0
Douglass	1	47	47.0	47	0
Pruitt	1	0	0.0	0	0

PUNTING	NO	YDS	AVG	LG	IN20	TB
Wagner	2	86	43.0	46	0	0

PUNT RETURNS	NO	YDS	AVG	LG	TD
McKinnon	1	0	0.0	0	0

KICKOFF RET.	NO	YDS	AVG	LG	TD
Gentry	4	63	15.8	23	0
Kozlowski	1	23	23.0	23	0

PASSING (CHI)	ATT	COMP	YDS	PCT	TD	INT	LG	SK/YDS
Tomczak	20	10	172	50.0	1	3	64t	0/0
McMahon	3	2	13	66.7	0	0	7	1/8

PASSING (PHI)	ATT	COMP	YDS	PCT	TD	INT	LG	SK/YDS
Cunningham	54	27	407	50.0	0	3	65	4/29
Carter	1	0	0	0.0	0	0	0	0/0

Philadelphia Eagles

RUSHING	NO	YDS	AVG	LG	TD
Byars	7	34	4.9	13	0
Toney	5	3	0.6	3	0
Cunningham	3	12	4.0	11	0
Haddix	1	3	3.0	3	0

RECEIVING	NO	YDS	AVG	LG	TD
Byars	9	103	11.4	24	0
Jackson	7	142	20.3	65	0
Quick	5	82	16.4	23	0
Haddix	2	23	11.5	13	0
Toney	2	9	4.5	7	0
Johnson	1	31	31.0	31	0
Carter	1	17	17.0	17	0

INTERCEPTIONS	NO	YDS	AVG	LG	TD
Hoage	1	12	12.0	12	0
Joyner	1	8	8.0	8	0
Bell	1	4	4.0	4	0

PUNTING	NO	YDS	AVG	LG	IN20	TB
Teltschik	4	130	32.5	36	3	0

PUNT RETURNS	NO	YDS	AVG	LG	TD
Garrity	1	3	3.0	3	0

KICKOFF RET.	NO	YDS	AVG	LG	TD
Jenkins	5	101	20.2	25	0

TEAM STATISTICS	CHI	PHI
Total First Downs	14	22
By Rushing	8	1
By Passing	6	21
By Penalty	0	0
Third Down: Md/Att.	4/13	3/14
Third Down: Eff.	31%	21%
Total Net Yards	341	430
Total Offensive Plays	57	75
Average Per Play	6.0	5.7
Net Yards Rushing	164	52
Total Rushing Plays	33	16
Avg. Per Rush	5.0	3.3
Net Yards Passing	177	378
Sacked/Yards Lost	1/8	4/29
Gross Yards Passing	185	407
Att.-Comp.-Int.	23-12-3	55-27-3
Completion Pct.	52.2	49.1
Punts/Average	2/43.0	4/32.5
Penalties/Yards	1/5	7/60
Fumbles/Lost	1/1	0/0
Field Goals	51, 46, 33, 27, 43, 42,	29, 30, 35

-- Denotes Converted Field Goal

Chicago Bears Starting Lineups

WR D. Gentry	LE A. Harris
LT J. Covert	LT S. McMichael
LG M. Bortz	RT D. Hampton
C J. Hilgenberg	RE S. Smith
RG T. Thayer	LLB R. Rivera
RT K. Van Horne	MLB M. Singletary
TE J. Thornton	RLB J. Morrissey
WR D. McKinnon	LCB M. Richardson
QB M. Tomczak	RCB V. Jackson
FB M. Suhey	SS D. Duerson
RB N. Anderson	FS M. Douglass

Philadelphia Eagles Starting Lineups

WR M. Quick	LE R. White
LT M. Darwin	LT M. Pitts
LG D. Alexander	RT J. Brown
C D. Rimington	RE C. Simmons
RG R. Baker	LLB S. Joyner
RT R. Heller	MLB M. Reichenbach
TE K. Jackson	RLB T. Bell
WR C. Carter	LCB R. Young
QB R. Cunningham	RCB E. Allen
FB A. Toney	SS A. Waters
RB K. Byars	FS W. Hopkins



1988 NFC Championship

San Francisco 49ers 28, Chicago Bears 3

January 8, 1989

Soldier Field

Attendance: 64,830

Weather: 17 degrees; wind W 29 mph

	1	2	3	4	Final
San Francisco 49ers	7	7	7	7	28
Chicago Bears	0	3	0	0	3

Team	Q	Play	SF	CHI
SF	1	Rice 61-yard pass from Montana (Cofer kick)	7	0
SF	2	Rice 27-yard pass from Montana (Cofer kick)	14	0
CHI	2	Butler 25-yard field goal	14	3
SF	3	Frank 5-yard pass from Montana (Cofer kick)	21	3
SF	4	Rathman 4-yard run (Cofer kick)	28	3

FINAL INDIVIDUAL STATISTICS

Chicago Bears

RUSHING	NO	YDS	AVG	LG	TD
Anderson	14	59	4.2	16	0
Sanders	7	22	3.1	14	0
McMahon	1	9	9.0	9	0
Suhey	1	3	3.0	3	0
Muster	1	2	2.0	2	0
McKinnon	1	-4	-4.0	-4	0

RECEIVING	NO	YDS	AVG	LG	TD
Anderson	5	31	6.2	13	0
Thornton	4	52	13.0	18	0
McKinnon	4	32	8.0	13	0
Morris	2	25	12.5	25	0
Suhey	2	8	4.0	4	0
Sanders	1	12	12.0	12	0
Muster	1	9	9.0	9	0
Gentry	1	7	7.0	7	0

INTERCEPTIONS	NO	YDS	AVG	LG	TD
None					

PUNTING	NO	YDS	AVG	LG	IN20	TB
Wagner	7	220	31.4	48	2	0

PUNT RETURNS	NO	YDS	AVG	LG	TD
McKinnon	1	1	1.0	1	0

KICKOFF RET.	NO	YDS	AVG	LG	TD
Sanders	2	31	15.5	19	0
Muster	1	21	21.0	21	0
Gentry	1	19	19.0	19	0
Stinson	1	18	18.0	18	0

PASSING (CHI)	ATT	COMP	YDS	PCT	TD	INT	LG	SK/YDS
McMahon	29	14	121	48.3	0	1	18	0/0
Tomczak	12	6	55	50.0	0	0	13	0/0

PASSING (SF)	ATT	COMP	YDS	PCT	TD	INT	LG	SK/YDS
Montana	27	17	288	63.0	3	0	61t	2/20

San Francisco 49ers

RUSHING	NO	YDS	AVG	LG	TD
Craig	18	68	3.8	11	0
Rathman	10	36	3.6	12	1
Montana	3	12	4.0	7	0
Flagler	3	7	2.3	6	0
Sydney	2	12	6.0	8	0
Rice	1	3	3.0	3	0

RECEIVING	NO	YDS	AVG	LG	TD
Rice	5	133	26.6	61t	2
Rathman	5	51	10.2	22	0
Taylor	3	51	17.0	32	0
Craig	2	33	16.5	23	0
Frank	2	20	10.0	15	1

INTERCEPTIONS	NO	YDS	AVG	LG	TD
Fuller	1	0	0.0	0	0

PUNTING	NO	YDS	AVG	LG	IN20	TB
Helton	6	207	34.5	55	2	1

PUNT RETURNS	NO	YDS	AVG	LG	TD
Taylor	4	24	6.0	11	0

KICKOFF RET.	NO	YDS	AVG	LG	TD
Sydney	1	14	14.0	14	0
Taylor	1	22	22.0	22	0

TEAM STATISTICS	CHI	SF
Total First Downs	15	21
By Rushing	8	9
By Passing	7	12
By Penalty	0	0
Third Down: Md/Att.	4/14	9/15
Third Down: Eff.	29%	60%
Total Net Yards	267	406
Total Offensive Plays	66	66
Average Per Play	4.0	6.2
Net Yards Rushing	91	138
Total Rushing Plays	25	37
Avg. Per Rush	3.6	3.7
Net Yards Passing	176	268
Sacked/Yards Lost	0/0	2/20
Gross Yards Passing	176	288
Att.-Comp.-Int.	41-20-1	27-17-0
Completion Pct.	48.8	63.0
Punts/Average	7/31.4	6/34.5
Penalties/Yards	3/35	0/0
Fumbles/Lost	2/1	1/1
Field Goals	25	
_ Denotes Converted Field Goal		

Chicago Bears Starting Lineups

WR	D. Gentry	LE	A. Harris
LT	J. Covert	RT	S. McMichael
LG	M. Bortz	LT	D. Hampton
C	J. Hilgenberg	RE	S. Smith
RG	T. Thayer	LLB	R. Rivera
RT	K. Van Horne	MLB	M. Singletary
TE	J. Thornton	RLB	J. Morrissey
WR	D. McKinnon	LCB	M. Richardson
QB	J. McMahon	RCB	V. Jackson
FB	M. Suhey	SS	D. Duerson
RB	N. Anderson	FS	M. Douglass

San Francisco 49ers Starting Lineups

SE	J. Taylor	LE	L. Roberts
LT	S. Wallace	NT	M. Carter
LG	J. Sapolu	RE	K. Fagan
C	R. Cross	OLB	C. Haley
RG	G. McIntyre	LILB	J. Fahnhorst
RT	H. Barton	RILB	M. Walter
TE	J. Frank	OLB	K. Turner
FL	J. Rice	LCB	T. McKyer
QB	J. Montana	RCB	D. Griffin
RB	R. Craig	SS	J. Fuller
TE	B. Jones	FS	R. Lott



CHICAGO BEARS PLAYOFF SUMMARY

1990 NFC First Round

Chicago Bears 16, New Orleans Saints 6

January 6, 1991

Soldier Field

Attendance: 60,767

Weather: 30 degrees; wind N 13 mph

	1	2	3	4	Final
New Orleans Saints	0	3	0	3	6
Chicago Bears	3	7	3	3	16

Team	Q	Play	NO	CHI
CHI	1	Butler 19-yard field goal	0	3
CHI	2	Thornton 18-yard pass from Tomczak	0	10
NO	2	Andersen 47-yard field goal	3	10
CHI	3	Butler 22-yard field goal	3	13
NO	4	Andersen 38-yard field goal	6	13
CHI	4	Butler 21-yard field goal	6	16

FINAL INDIVIDUAL STATISTICS

Chicago Bears

RUSHING	NO	YDS	AVG	LG	TD
Anderson	27	102	3.8	13	0
Muster	12	71	5.9	28	0
Tomczak	2	8	4.0	10	0
Green	2	8	4.0	5	0

RECEIVING	NO	YDS	AVG	LG	TD
Anderson	4	42	10.5	31	0
Thornton	2	43	21.5	25	1
Gentry	2	41	20.5	38	0
Morris	2	28	14.0	22	0
Muster	2	21	10.5	11	0
Davis	1	13	13.0	13	0

INTERCEPTIONS	NO	YDS	AVG	LG	TD
Gayle	1	27	27.0	27	0
Mangum	1	9	9.0	9	0
Carrier	1	0	0.0	0	0

PUNTING	NO	YDS	AVG	LG	IN20	TB
Buford	2	55	27.5	36	0	0

PUNT RETURNS	NO	YDS	AVG	LG	TD
Bailey	1	13	13.0	13	0
Jackson	1	0	0.0	0	0

KICKOFF RET.	NO	YDS	AVG	LG	TD
Gentry	1	39	39.0	39	0

PASSING (CHI)	ATT	COMP	YDS	PCT	TD	INT	LG	SK/YDS
Tomczak	25	12	166	48.0	1	0	38	2/12
Anderson	1	1	22	100.0	0	0	22	0/0

PASSING (NO)	ATT	COMP	YDS	PCT	TD	INT	LG	SK/YDS
Fourcade	18	5	79	27.8	0	2	31	1/16
Walsh	16	6	74	37.5	0	1	36	1/9

New Orleans Saints

RUSHING	NO	YDS	AVG	LG	TD
Fenerty	8	29	3.6	14	0
Hilliard	4	13	3.3	9	0
Heyward	4	10	2.5	6	0
Fourcade	2	13	6.5	9	0

RECEIVING	NO	YDS	AVG	LG	TD
Fenerty	4	22	5.5	9	0
Martin	2	47	23.5	36	0
Scales	1	31	31.0	31	0
Tice	1	19	19.0	19	0
Brenner	1	17	17.0	17	0
Perriman	1	11	11.0	11	0
Turner	1	6	6.0	6	0

INTERCEPTIONS	NO	YDS	AVG	LG	TD
None					

PUNTING	NO	YDS	AVG	LG	IN20	TB
Barnhardt	3	90	30.0	38	0	0

PUNT RETURNS	NO	YDS	AVG	LG	TD
Buck	1	2	2.0	2	0

KICKOFF RET.	NO	YDS	AVG	LG	TD
Fenerty	2	33	16.5	18	0
Hilliard	1	21	21.0	21	0
Jordan	1	17	17.0	17	0
Heyward	1	14	14.0	14	0

TEAM STATISTICS	CHI	NO
Total First Downs	18	11
By Rushing	9	2
By Passing	8	7
By Penalty	1	2
Third Down: Md/Att.	5/16	2/13
Third Down: Eff.	31%	15%
Total Net Yards	365	193
Total Offensive Plays	71	54
Average Per Play	5.1	3.6
Net Yards Rushing	189	65
Total Rushing Plays	43	18
Avg. Per Rush	4.4	3.6
Net Yards Passing	176	128
Sacked/Yards Lost	2/12	2/25
Gross Yards Passing	188	153
Att.-Comp.-Int.	26-13-0	34-11-3
Completion Pct.	50.0	32.4
Punts/Average	2/27.5	3/30.0
Penalties/Yards	7/57	2/10
Fumbles/Lost	2/1	1/0
Field Goals	19, 22, 36, 21	41, 47, 42, 38

- Denotes Converted Field Goal

Chicago Bears Starting Lineups

WR	W. Davis	LE	T. Armstrong
LT	J. Covert	LT	W. Perry
LG	M. Bortz	RT	S. McMichael
C	J. Hilgenberg	RE	R. Dent
RG	T. Thayer	LLB	R. Rivera
RT	K. Van Horne	MLB	M. Singletary
TE	J. Thornton	RLB	J. Morrissey
WR	R. Morris	LCB	D. Woolford
QB	M. Tomczak	RCB	V. Jackson
FB	B. Muster	SS	S. Gayle
RB	N. Anderson	FS	M. Carrier

New Orleans Saints Starting Lineups

WR	E. Martin	LE	R. Turnbull
LT	K. Haverdink	NT	R. Goff
LG	J. Dombrowski	RE	J. Wilks
C	J. Hilgenberg	OLB	R. Jackson
RG	S. Trapilo	ILB	S. Mills
RT	S. Brock	ILB	V. Johnson
TE	H. Brenner	OLB	P. Swilling
WR	B. Perriman	LCB	R. Massey
QB	S. Walsh	RCB	T. Cook
HB	R. Mayes	SS	B. Maxie
RB	C. Heyward	FS	G. Atkins

1990 NFC Divisional

New York Giants 31, Chicago Bears 3

January 13, 1991

Giants Stadium

Attendance: 77,025

Weather: 32 degrees; wind NW 13 mph

	1	2	3	4	Final
Chicago Bears	0	3	0	0	3
New York Giants	10	7	7	7	31

Team	Q	Play	CHI	NYG
NYG	1	Bahr 46-yard field goal	0	3
NYG	1	Baker 21-yard pass from Hostetler (Bahr kick)	0	10
CHI	2	Butler 33-yard field goal	3	10
NYG	2	Cross 5-yard pass from Hostetler (Bahr kick)	3	17
NYG	3	Hostetler 3-yard run (Bahr kick)	3	24
NYG	4	Carthon 1-yard run (Bahr kick)	3	31

FINAL INDIVIDUAL STATISTICS

Chicago Bears

RUSHING	NO	YDS	AVG	LG	TD
Anderson	12	19	1.6	9	0
Muster	4	8	2.0	3	0

RECEIVING	NO	YDS	AVG	LG	TD
Anderson	4	23	5.8	12	0
Davis	3	76	25.3	37	0
Thornton	3	28	9.3	18	0
Muster	3	21	7.0	20	0
Gentry	2	23	11.5	12	0
Morris	1	24	24.0	24	0
Kozlowski	1	10	10.0	10	0

INTERCEPTIONS	NO	YDS	AVG	LG	TD
None					

PUNTING	NO	YDS	AVG	LG	IN20	TB
Buford	2	84	42.0	50	1	0

PUNT RETURNS	NO	YDS	AVG	LG	TD
Bailey	2	3	1.5	2	0

KICKOFF RET.	NO	YDS	AVG	LG	TD
Bailey	2	61	30.5	44	0
Gentry	2	42	21.0	29	0
Rouse	1	9	9.0	9	0

PASSING (CHI)	ATT	COMP	YDS	PCT	TD	INT	LG	SK/YDS
Tomczak	36	17	205	47.2	0	2	37	0/0

PASSING (NYG)	ATT	COMP	YDS	PCT	TD	INT	LG	SK/YDS
Hostetler	17	10	112	58.8	2	0	25	3/18

New York Giants

RUSHING	NO	YDS	AVG	LG	TD
Anderson	21	80	3.8	10	0
Tillman	9	31	3.4	6	0
Carthon	8	19	2.4	5	1
Hostetler	6	43	7.2	11	1
Meggett	2	18	9.0	10	0
Hampton	2	3	1.5	3	0

RECEIVING	NO	YDS	AVG	LG	TD
Baker	3	58	19.3	25	1
Bavaro	3	25	8.3	11	0
Ingram	1	12	12.0	12	0
Mrosko	1	6	6.0	6	0
Anderson	1	6	6.0	6	0
Cross	1	5	5.0	5	1

INTERCEPTIONS	NO	YDS	AVG	LG	TD
Walls	1	37	37.0	37	0
Collins	1	11	11.0	11	0

PUNTING	NO	YDS	AVG	LG	IN20	TB
Landeta	3	122	40.7	51	0	0

PUNT RETURNS	NO	YDS	AVG	LG	TD
Meggett	1	13	13.0	13	0

KICKOFF RET.	NO	YDS	AVG	LG	TD
Ingram	1	18	18.0	18	0

TEAM STATISTICS	CHI	NYG
Total First Downs	11	23
By Rushing	0	16
By Passing	11	7
By Penalty	0	0
Third Down: Md/Att.	3/11	6/14
Third Down: Eff.	27%	43%
Total Net Yards	232	288
Total Offensive Plays	52	68
Average Per Play	4.5	4.2
Net Yards Rushing	27	194
Total Rushing Plays	16	48
Avg. Per Rush	1.7	4.0
Net Yards Passing	205	94
Sacked/Yards Lost	0/0	3/18
Gross Yards Passing	205	112
Att.-Comp.-Int.	36-17-2	17-10-0
Completion Pct.	47.2	58.8
Punts/Average	2/42.0	3/40.7
Penalties/Yards	4/30	2/15
Fumbles/Lost	0/0	1/1
Field Goals	33	46

- Denotes Converted Field Goal

Chicago Bears Starting Lineups

WR W. Davis	LLE T. Armstrong
LT J. Covert	LT W. Perry
LG M. Bortz	RT S. McMichael
C J. Hilgenberg	RE R. Dent
RG T. Thayer	LLB R. Rivera
RT K. Van Horne	MLB M. Singletary
TE J. Thornton	RLB J. Morrissey
WR R. Morris	LCB D. Woolford
QB M. Tomczak	RCB V. Jackson
FB B. Muster	SS S. Gayle
RB N. Anderson	FS M. Carrier

New York Giants Starting Lineups

WR M. Ingram	LE J. Washington
LT J. Elliott	LT M. Fox
LG W. Roberts	RT E. Howard
C B. Oates	RE L. Marshall
RG E. Moore	LLB C. Banks
RT D. Riesenberg	MLB P. Johnson
TE M. Bavaro	RLB L. Taylor
WR S. Baker	LCB M. Collins
QB J. Hostetler	RCB E. Walls
RB O. Anderson	SS G. Jackson
FB M. Carthon	FS M. Guyton



CHICAGO BEARS PLAYOFF SUMMARY

1991 NFC First Round

Dallas Cowboys 17, Chicago Bears 13

December 29, 1991

Soldier Field

Attendance: 62,594

Weather: 35 degrees; wind NW 9 mph

	1	2	3	4	Final
Dallas Cowboys	10	0	7	0	17
Chicago Bears	0	3	3	7	13

Team	Q	Play	DAL	CHI
DAL	1	Willis 27-yard field goal	3	0
DAL	1	Smith 1-yard run (Willis kick)	10	0
CHI	2	Butler 19-yard field goal	10	3
CHI	3	Butler 43-yard field goal	10	6
DAL	3	Novacek 3-yard pass from Beuerlein (Willis kick)	17	6
CHI	4	Waddle 6-yard pass from Harbaugh (Butler kick)	17	13

FINAL INDIVIDUAL STATISTICS

Chicago Bears

RUSHING	NO	YDS	AVG	LG	TD
Anderson	13	34	2.6	15	0
Lewis	9	65	7.2	11	0
Harbaugh	7	26	3.7	9	0
Muster	5	25	5.0	9	0

RECEIVING	NO	YDS	AVG	LG	TD
Waddle	9	104	11.6	19	1
Davis	7	79	11.3	17	0
Anderson	3	5	1.7	8	0
Lewis	2	18	9.0	11	0
Rivera	1	15	15.0	15	0
Thornton	1	12	12.0	12	0

INTERCEPTIONS	NO	YDS	AVG	LG	TD
None					

PUNTING	NO	YDS	AVG	LG	IN20	TB
Blocked	1					

PUNT RETURNS	NO	YDS	AVG	LG	TD
Woolford	2	5	2.5	5	0

KICKOFF RET.	NO	YDS	AVG	LG	TD
Lewis	3	44	14.7	26	0
Green	1	15	15.0	15	0

PASSING (CHI)	ATT	COMP	YDS	PCT	TD	INT	LG	SK/YDS
Harbaugh	44	22	218	50.0	1	2	19	3/11
Buford	1	1	15	100.0	0	0	15	0/0

PASSING (DAL)	ATT	COMP	YDS	PCT	TD	INT	LG	SK/YDS
Beuerlein	18	9	180	50.0	1	0	45	0/0

Dallas Cowboys

RUSHING	NO	YDS	AVG	LG	TD
Smith	26	105	4.0	18	1
Beuerlein	4	3	0.8	5	0

RECEIVING	NO	YDS	AVG	LG	TD
Irvin	4	83	20.8	25	0
Harper	3	88	29.3	45	0
Johnston	1	6	6.0	6	0
Novacek	1	3	3.0	3t	1

INTERCEPTIONS	NO	YDS	AVG	LG	TD
Bates	1	7	7.0	7	0
Brown	1	0	0.0	0	0

PUNTING	NO	YDS	AVG	LG	IN20	TB
Saxon	3	134	44.7	52	1	0

PUNT RETURNS	NO	YDS	AVG	LG	TD
None					

KICKOFF RET.	NO	YDS	AVG	LG	TD
Wright	1	18	18.0	18	0
Gant	1	16	16.0	16	0

TEAM STATISTICS	CHI	DAL
Total First Downs	26	15
By Rushing	12	6
By Passing	14	7
By Penalty	0	2
Third Down: Md/Att.	10/17	3/9
Third Down: Eff.	59%	33%
Total Net Yards	372	288
Total Offensive Plays	82	48
Average Per Play	4.5	6.0
Net Yards Rushing	150	108
Total Rushing Plays	34	30
Avg. Per Rush	4.4	3.6
Net Yards Passing	222	180
Sacked/Yards Lost	3/11	0/0
Gross Yards Passing	233	180
Att.-Comp.-Int.	45-23-2	18-9-0
Completion Pct.	51.1	50.0
Punts/Average	1/0.0	3/44.7
Penalties/Yards	4/16	2/16
Fumbles/Lost	1/1	2/0
Field Goals	19, 43	27, 38,
- Denotes Converted Field Goal		47

Chicago Bears Starting Lineups

WR W. Davis	LE T. Armstrong
LT J. Wojciechowski	RT S. McMichael
LG M. Bortz	RT W. Perry
C J. Hilgenberg	RE R. Dent
RG T. Thayer	LLB R. Rivera
RT K. Van Horne	MLB M. Singletary
TE K. Jennings	RLB J. Morrissey
WR T. Waddle	LCB D. Woolford
QB J. Harbaugh	RCB L. Stinson
FB B. Muster	SS S. Gayle
RB N. Anderson	FS M. Carrier

Dallas Cowboys Starting Lineups

TE R. Awalt	LE T. Tolbert
LT M. Tuinei	LT T. Casillas
LG K. Gogan	RT R. Maryland
C M. Stepnoski	RE J. Jeffcoat
RG J. Gesek	SLB K. Norton
RT N. Newton	MLB J. Del Rio
TE J. Novacek	WLB V. Smith
TE A. Roberts	LCB I. Holt
WR M. Irvin	RCB L. Brown
QB S. Beuerlein	SS J. Washington
RB E. Smith	FS R. Horton

1994 NFC First Round

Chicago Bears 35, Minnesota Vikings 18

January 1, 1995

HHH Metrodome

Attendance: 60,347

Weather: Indoors

	1	2	3	4	Final
Chicago Bears	0	14	7	14	35
Minnesota Vikings	3	6	3	6	18

Team	Q	Play	CHI	MIN
MIN	1	Revez 29-yard field goal	0	3
CHI	2	Tillman 1-yard run (Butler kick)	7	3
CHI	2	Jennings 9-yard pass from Walsh (Butler kick)	14	3
MIN	2	Carter 4-yard pass from Moon (Two-pt failed)	14	9
CHI	3	Harris 29-yard run (Butler kick)	21	9
MIN	3	Revez 48-yard field goal	21	12
CHI	4	Graham 21-yard pass from Walsh (Butler kick)	28	12
MIN	4	Lee 11-yard pass from Moon (Two-pt failed)	28	18
CHI	4	Miniefield 48-yard fumble return (Butler kick)	35	18

FINAL INDIVIDUAL STATISTICS

Chicago Bears

RUSHING	NO	YDS	AVG	LG	TD
Harris	13	67	5.2	29t	1
Tillman	11	19	1.7	8	1
Walsh	5	5	1.0	5	0
Graham	1	3	3.0	3	0

RECEIVING	NO	YDS	AVG	LG	TD
Graham	4	108	27.0	52	1
Conway	4	56	14.0	23	0
Harris	3	20	6.7	8	0
Carter	1	16	16.0	16	0
Jennings	1	9	9.0	9t	1
Tillman	1	7	7.0	7	0
Green	1	5	5.0	5	0

INTERCEPTIONS	NO	YDS	AVG	LG	TD
Lincoln	1	12	12.0	12	0
Minter	1	7	7.0	7	0

PUNTING	NO	YDS	AVG	LG	IN20	TB
Gardocki	3	116	38.7	45	1	0

PUNT RETURNS	NO	YDS	AVG	LG	TD
Graham	1	1	1.0	1	0

KICKOFF RET.	NO	YDS	AVG	LG	TD
Lewis	2	47	23.5	28	0
Green	1	18	18.0	18	0

PASSING (CHI)	ATT	COMP	YDS	PCT	TD	INT	LG	SK/YDS
Walsh	23	15	221	65.2	2	1	52	1/7

PASSING (MIN)	ATT	COMP	YDS	PCT	TD	INT	LG	SK/YDS
Moon	52	29	292	55.8	2	2	38	2/11
Salisbury	9	4	59	44.4	0	0	18	0/0

Minnesota Vikings

RUSHING	NO	YDS	AVG	LG	TD
Allen	12	27	2.3	10	0
Graham	4	13	3.3	9	0
Moon	2	9	4.5	9	0
Smith	1	0	0.0	0	0

RECEIVING	NO	YDS	AVG	LG	TD
Lee	11	159	14.5	38	1
Carter	8	61	7.6	19	1
P. Jordan	4	35	8.8	16	0
Reed	3	39	13.0	18	0
Ismail	3	29	9.7	20	0
S. Jordan	2	16	8.0	11	0
Palmer	1	11	11.0	11	0
Allen	1	1	1.0	1	0

INTERCEPTIONS	NO	YDS	AVG	LG	TD
Parker	1	10	10.0	10	0

PUNTING	NO	YDS	AVG	LG	IN20	TB
Saxon	4	131	32.8	34	3	0

PUNT RETURNS	NO	YDS	AVG	LG	TD
Palmer	0	0	0.0	0	0

KICKOFF RET.	NO	YDS	AVG	LG	TD
Smith	6	132	22.0	58	0

TEAM STATISTICS	CHI	MIN
Total First Downs	18	22
By Rushing	5	3
By Passing	11	18
By Penalty	2	1
Third Down: Md/Att.	5/11	11/20
Third Down: Eff.	45%	55%
Total Net Yards	308	389
Total Offensive Plays	54	82
Average Per Play	5.7	4.7
Net Yards Rushing	94	49
Total Rushing Plays	30	19
Avg. Per Rush	3.1	2.6
Net Yards Passing	214	340
Sacked/Yards Lost	1/7	2/11
Gross Yards Passing	221	351
Att.-Comp.-Int.	23-15-1	61-33-2
Completion Pct.	65.2	54.1
Punts/Average	3/38.7	4/32.8
Penalties/Yards	6/30	11/85
Fumbles/Lost	1/1	3/2
Field Goals	29, 48	

- Denotes Converted Field Goal

Chicago Bears Starting Lineups

WR J. Graham	LE T. Armstrong
LT A. Heck	RT C. Simpson
LG T. Perry	LC C. Zorich
C J. Fontenot	RE A. Spellman
RG J. Leeuwenburg	WLB J. Cain
RT J. Williams	MLB D. Jones
TE M. Cook	SLB V. Smith
WR C. Conway	LCB D. Woolford
QB S. Walsh	RCB M. Douglass
FB R. Harris	SS S. Gayle
RB L. Tillman	FS M. Carrier

Minnesota Vikings Starting Lineups

TE S. Jordan	LE R. Harris
TE A. Jordan	LT H. Thomas
LT T. Steussie	RT J. Randle
LG R. McDaniel	RE J. Harris
C J. Christy	SLB C. Jenkins
RG B. Dafney	MLB J. Del Rio
RT C. Hinton	WLB E. McDaniel
TE J. Gerek	LCB A. Parker
WR C. Carter	RCB D. Washington
QB W. Moon	SS T. Scott
RB T. Allen	FS V. Glenn



CHICAGO BEARS PLAYOFF SUMMARY

1994 NFC Divisional

San Francisco 49ers 44, Chicago Bears 15

January 7, 1995

Candlestick Park

Attendance: 64,644

Weather: 60 degrees; wind S 17 mph

	1	2	3	4	Final
Chicago Bears	3	0	0	12	15
San Francisco 49ers	7	23	7	7	44

Team	Q	Play	CHI	SF
CHI	1	Butler 39-yard field goal	3	0
SF	1	Floyd 2-yard run (Brien kick)	3	7
SF	2	Jones 8-yard pass from Young (kick failed)	3	13
SF	2	Floyd 4-yard run (Brien kick)	3	20
SF	2	Brien 36-yard field goal	3	23
SF	2	Young 6-yard run (Brien kick)	3	30
SF	3	Floyd 1-yard run (Brien kick)	3	37
CHI	4	Flanigan 2-yard pass from Kramer (Two-pt failed)	9	37
SF	4	Walker 1-yard run (Brien kick)	9	44
CHI	4	Tillman 1-yard run (Two-pt failed)	15	44

FINAL INDIVIDUAL STATISTICS

Chicago Bears

RUSHING	NO	YDS	AVG	LG	TD
Harris	8	26	3.3	11	0
Tillman	6	5	0.8	3	1
Green	2	8	4.0	5	0
Walsh	1	0	0.0	0	0
T. Carter	1	0	0.0	0	0

RECEIVING	NO	YDS	AVG	LG	TD
Green	5	43	8.6	22	0
Wetnight	5	39	7.8	19	0
Harris	5	24	4.8	10	0
Graham	4	33	8.3	13	0
Waddle	3	49	16.3	20	0
Conway	3	25	8.3	9	0
Jennings	2	20	10.0	14	0
Tillman	1	4	4.0	4	0
Flanigan	1	2	2.0	2t	1

INTERCEPTIONS	NO	YDS	AVG	LG	TD
None					

PUNTING	NO	YDS	AVG	LG	IN20	TB
Gardocki	4	147	36.8	50	0	0

PUNT RETURNS	NO	YDS	AVG	LG	TD
Graham	0	0	0.0	0	0

KICKOFF RET.	NO	YDS	AVG	LG	TD
Lewis	5	125	25.0	32	0
Green	1	12	12.0	12	0

PASSING (CHI)	ATT	COMP	YDS	PCT	TD	INT	LG	SK/YDS
Kramer	28	19	161	67.9	1	0	20	4/31
Walsh	19	10	78	52.6	0	2	22	0/0

PASSING (SF)	ATT	COMP	YDS	PCT	TD	INT	LG	SK/YDS
Young	22	16	143	72.3	1	0	18	1/5
Grbac	4	2	47	50.0	0	0	44	0/0

San Francisco 49ers

RUSHING	NO	YDS	AVG	LG	TD
Watters	11	55	5.0	15	0
Floyd	10	25	2.5	5	3
Young	5	32	6.4	7	1
Grbac	4	-5	-1.3	0	0
Carter	3	20	6.7	23	0
Walker	3	3	1.0	2	1
Taylor	1	15	15.0	15	0

RECEIVING	NO	YDS	AVG	LG	TD
Jones	5	26	5.2	11	1
Taylor	4	51	12.8	15	0
Rice	4	48	12.0	18	0
Watters	3	18	6.0	11	0
D. Carter	1	44	44.0	44	0
Popson	1	3	3.0	3	0

INTERCEPTIONS	NO	YDS	AVG	LG	TD
Hanks	1	31	31.0	31	0
Davis	1	0	0.0	0	0

PUNTING	NO	YDS	AVG	LG	IN20	TB
Wilmsmeyer	2	77	38.5	39	0	1

PUNT RETURNS	NO	YDS	AVG	LG	TD
D. Carter	2	6	3.0	6	0

KICKOFF RET.	NO	YDS	AVG	LG	TD
Walker	1	14	14.0	14	0
D. Carter	1	10	10.0	10	0

TEAM STATISTICS	CHI	SF
Total First Downs	20	27
By Rushing	4	13
By Passing	13	11
By Penalty	3	3
Third Down: Md/Att.	8/16	4/9
Third Down: Eff.	50%	44%
Total Net Yards	247	330
Total Offensive Plays	69	64
Average Per Play	3.6	5.2
Net Yards Rushing	39	145
Total Rushing Plays	18	37
Avg. Per Rush	2.2	3.9
Net Yards Passing	208	185
Sacked/Yards Lost	4/31	1/5
Gross Yards Passing	239	190
Att.-Comp.-Int.	47-29-2	26-18-0
Completion Pct.	61.7	69.2
Punts/Average	4/36.8	2/38.5
Penalties/Yards	4/32	3/16
Fumbles/Lost	2/0	3/1
Field Goals	39	36

- Denotes Converted Field Goal

Chicago Bears Starting Lineups

WR J. Graham	LE T. Armstrong
LT A. Heck	LT C. Simpson
LG T. Perry	RT C. Zorich
C J. Fontenot	RE A. Spellman
RG J. Leeuwenburg	WLB J. Cain
RT J. Williams	MLB D. Jones
TE K. Jennings	SLB V. Smith
WR C. Conway	LCB D. Woolford
QB S. Walsh	RCB J. Lincoln
FB R. Harris	SS S. Gayle
TE R. Wetnight	FS M. Carrier

San Francisco 49ers Starting Lineups

SE J. Taylor	LE D. Brown
LT S. Wallace	LT B. Young
LG J. Sapolu	RT D. Stubblefield
C B. Oates	RE R. Jackson
RG D. Deese	LLB L. Woodall
RT H. Barton	MLB G. Plummer
TE B. Jones	RLB K. Norton
FL J. Rice	LCB E. Davis
QB S. Young	RCB D. Sanders
RB R. Watters	SS T. McDonald
FB W. Floyd	FS M. Hanks

2001 NFC Divisional

Philadelphia Eagles 33, Chicago Bears 19

January 19, 2002

Soldier Field

Attendance: 66,944

Weather: 31 degrees; wind W 8 mph

	1	2	3	4	Final
Philadelphia Eagles	6	7	7	13	33
Chicago Bears	0	7	7	5	19

Team	Q	Play	PHI	CHI
PHI	1	Akers 34-yard field goal	3	0
PHI	1	Akers 23-yard field goal	6	0
CHI	2	Merritt 47-yard run (Edinger kick)	6	7
PHI	2	Martin 13-yard pass from McNabb (Akers kick)	13	7
CHI	3	Azumah 39-yard interception return (Edinger kick)	13	14
PHI	3	Staley 6-yard pass from McNabb (Akers kick)	20	14
CHI	4	Edinger 38-yard field goal	20	17
PHI	4	Akers 40-yard field goal	23	17
PHI	4	Akers 46-yard field goal	26	17
PHI	4	McNabb 5-yard run (Akers kick)	33	17
CHI	4	Safety, Landeta QB in end zone	33	19

FINAL INDIVIDUAL STATISTICS

Chicago Bears

RUSHING	NO	YDS	AVG	LG	TD
Thomas	15	36	2.4	6	0
Johnson	3	7	2.3	3	0
Allen	2	7	3.5	4	0
Merritt	1	47	47.0	47	1
White	1	15	15.0	15	0
Matthews	1	-1	-1.0	-1	0

RECEIVING	NO	YDS	AVG	LG	TD
White	4	30	7.5	12	0
Booker	2	18	9.0	14	0
Terrell	2	18	9.0	11	0
Thomas	1	11	11.0	11	0
Allen	1	9	9.0	9	0
Baxter	1	3	3.0	3	0

INTERCEPTIONS	NO	YDS	AVG	LG	TD
Azumah	1	39	39.0	39	1

PUNTING	NO	YDS	AVG	LG	IN20	TB
Maynard	5	191	38.2	54	1	0

PUNT RETURNS	NO	YDS	AVG	LG	TD
McQuarters	1	10	10.0	10	0
Johnson	1	3	3.0	3	0

KICKOFF RET.	NO	YDS	AVG	LG	TD
Denson	6	120	20.0	24	0
Johnson	2	60	30.0	32	0

PASSING (CHI)	ATT	COMP	YDS	PCT	TD	INT	LG	SK/YDS	RATING
Matthews	17	8	66	47.1	0	2	12	1/9	17.9
Miller	5	3	23	60.0	0	1	14	1/7	31.7

PASSING (PHI)	ATT	COMP	YDS	PCT	TD	INT	LG	SK/YDS	RATING
McNabb	40	26	262	65.0	2	1	43	2/13	89.8

Philadelphia Eagles

RUSHING	NO	YDS	AVG	LG	TD
Staley	18	66	3.7	13	0
McNabb	8	37	4.6	14	1
Buckhalter	3	5	1.7	2	0
Reader	1	-1	-1.0	-1	0
Landeta	1	-20	-20.0	-20	0

RECEIVING	NO	YDS	AVG	LG	TD
Staley	7	54	7.7	14	1
Thrash	5	73	14.6	43	0
Lewis	3	32	10.7	14	0
Martin	3	18	6.0	13	1
Thomason	2	39	19.5	30	0
Pinkston	2	19	9.5	13	0
Mitchell	2	14	7.0	8	0
Buckhalter	2	13	6.5	9	0

INTERCEPTIONS	NO	YDS	AVG	LG	TD
Moore	1	18	18.0	18	0
Cook	1	15	15.0	15	0
Emmons	1	0	0.0	0	0

PUNTING	NO	YDS	AVG	LG	IN20	TB
Landeta	4	166	41.5	49	1	0

PUNT RETURNS	NO	YDS	AVG	LG	TD
Mitchell	2	27	13.5	15	0

KICKOFF RET.	NO	YDS	AVG	LG	TD
Mitchell	4	84	21.0	30	0

TEAM STATISTICS	CHI	PHI
Total First Downs	10	19
By Rushing	6	6
By Passing	2	13
By Penalty	2	0
Third Down: Md/Att.	5/14	4/15
Third Down: Eff.	36%	27%
Total Net Yards	184	336
Total Offensive Plays	47	73
Average Per Play	3.9	4.6
Net Yards Rushing	111	87
Total Rushing Plays	23	31
Avg. Per Rush	4.8	2.8
Net Yards Passing	73	249
Sacked/Yards Lost	2/16	2/13
Gross Yards Passing	89	262
Att.-Comp.-Int.	22-11-3	40-26-1
Completion Pct.	50.0	65.0
Punts/Average	5/38.2	4/41.5
Penalties/Yards	1/5	6/60
Fumbles/Lost	1/1	0/0
Field Goals	38	34, 23, 40, 46

- Denotes Converted Field Goal

Chicago Bears Starting Lineups

WR D. Terrell	LE B. Robinson
LT B. Brockermeyer	LT T. Washington
LG R. Tucker	RT K. Traylor
C O. Kreutz	RE P. Daniels
RG C. Villarrial	WLB W. Holdman
RT J. Williams	MLB B. Urlacher
TE F. Baxter	SLB R. Colvin
WR M. Booker	LCB R. McQuarters
QB J. Miller	RCB W. Harris
RB A. Thomas	SS T. Parrish
TE J. Davis	FS M. Brown

Philadelphia Eagles Starting Lineups

WR T. Pinkston	LE B. Whiting
LT Tr. Thomas	LT C. Simon
LG J. Welbourn	RT P. Grasmanis
C H. Fraley	RE H. Douglas
RG J. Mayberry	WLB M. Caldwell
RT J. Runyan	MLB J. Trotter
TE C. Lewis	SLB C. Emmons
WR J. Thrash	LCB T. Vincent
QB D. McNabb	RCB B. Taylor
RB D. Staley	FS B. Dawkins
FB C. Martin	SS D. Moore



CHICAGO BEARS PLAYOFF SUMMARY

2005 NFC Divisional

Carolina Panthers 29, Chicago Bears 21

January 15, 2006

Soldier Field

Attendance: 62,209

Weather: 40 degrees; wind SE 15 mph

	1	2	3	4	Final
Carolina Panthers	7	9	7	6	29
Chicago Bears	0	7	7	7	21

Team	Q	Play	CAR	CHI
CAR	1	Smith 58-pass from Delhomme (Kasay kick)	7	0
CAR	2	Kasay 20-yard field goal	10	0
CAR	2	Kasay 38-yard field goal	13	0
CHI	2	Peterson 1-run (Gould kick)	13	7
CAR	2	Kasay 37-yard field goal	16	7
CHI	3	Clark 1-yard pass from Grossman (Gould kick)	16	14
CAR	3	Smith 39-yard pass from Delhomme (Kasay kick)	23	14
CHI	4	McKie 3-yard run (Gould kick)	23	21
CAR	4	Mangum 1-yard pass from Delhomme (kick failed)	29	21

FINAL INDIVIDUAL STATISTICS

Chicago Bears

RUSHING	NO	YDS	AVG	LG	TD
Jones	20	80	4.0	24	0
Peterson	5	9	1.8	5	1
Grossman	1	5	5.0	5	0
McKie	1	3	3.0	3t	1

RECEIVING	NO	YDS	AVG	LG	TD
Berrian	5	68	13.6	17	0
Muhammad	3	58	19.3	24	0
Jones	3	30	10.0	27	0
Gage	3	28	9.3	24	0
Clark	2	5	2.5	4	1
Peterson	1	3	3.0	3	0

INTERCEPTIONS	NO	YDS	AVG	LG	TD
Urlacher	1	20	20.0	20	0

PUNTING	NO	YDS	AVG	LG	IN20	TB
Maynard	7	246	35.1	54	0	0

PUNT RETURNS	NO	YDS	AVG	LG	TD
Vasher	2	1	0.5	6	0

KICKOFF RET.	NO	YDS	AVG	LG	TD
Davis	5	115	23.0	31	0
Peterson	1	17	17.0	17	0

PASSING (CHI)	ATT	COMP	YDS	PCT	TD	INT	LG	SK/YDS	RATING
Grossman	41	17	192	41.5	1	1	27	1/7	54.1

PASSING (CAR)	ATT	COMP	YDS	PCT	TD	INT	LG	SK/YDS	RATING
Delhomme	33	24	319	72.7	3	1	58t	1/8	120.6

Carolina Panthers

RUSHING	NO	YDS	AVG	LG	TD
Foster	16	54	3.4	17	0
Goings	10	34	3.4	10	0
Smith	3	26	8.7	22	0
Delhomme	2	9	4.5	9	0

RECEIVING	NO	YDS	AVG	LG	TD
Smith	12	218	18.2	58t	2
Proehl	3	28	9.3	11	0
Carter	2	43	21.5	29	0
Hoover	2	13	6.5	7	0
Goings	1	14	14.0	14	0
Colbert	1	9	9.0	9	0
Foster	1	3	3.0	3	0
Mangum	1	1	1.0	1t	1
Robertson	1	-10	-10.0	-10	0

INTERCEPTIONS	NO	YDS	AVG	LG	TD
Lucas	1	1	1.0	1	0

PUNTING	NO	YDS	AVG	LG	IN20	TB
Baker	5	206	41.2	47	3	1

PUNT RETURNS	NO	YDS	AVG	LG	TD
Smith	2	-1	-0.5	0	0

KICKOFF RET.	NO	YDS	AVG	LG	TD
Robertson	4	100	25.0	34	0

TEAM STATISTICS	CAR	CHI
Total First Downs	21	23
By Rushing	6	6
By Passing	14	11
By Penalty	1	6
Third Down: Md/Att.	5/12	3/13
Third Down: Eff.	42%	23%
Total Net Yards	434	282
Total Offensive Plays	65	69
Average Per Play	6.7	4.1
Net Yards Rushing	123	97
Total Rushing Plays	31	27
Avg. Per Rush	4.0	3.6
Net Yards Passing	311	185
Sacked/Yards Lost	1/8	1/7
Gross Yards Passing	319	192
Att.-Comp.-Int.	33-24-1	41-17-1
Completion Pct.	72.7	41.5
Punts/Average	5/41.2	7/35.1
Penalties/Yards	9/50	4/19
Fumbles/Lost	3/0	0/0
Field Goals	20, 38, 37	None

- Denotes Converted Field Goal

Chicago Bears Starting Lineups

WR M. Muhammad	LE A. Ogunsley
LT J. Tait	LT T. Harris
LG R. Brown	RT I. Scott
C O. Kreutz	RE A. Brown
RG R. Garza	WLB L. Briggs
RT F. Miller	MLB B. Urlacher
TE D. Clark	SLB H. Hillenmeyer
WR J. Gage	LCB C. Tillman
QB R. Grossman	RCB N. Vasher
RB T. Jones	SS M. Brown
TE J. McKie	FS C. Harris

Carolina Panthers Starting Lineups

WR S. Smith	LE J. Peppers
LT T. Wharton	LT B. Buckner
LG M. Wahle	RT J. Carstens
C J. Mitchell	RE M. Rucker
RG T. Reyes	WLB W. Witherspoon
RT J. Gross	MLB D. Morgan
WR M. Gaines	SLB B. Short
WR K. Colbert	LCB C. Gamble
QB J. Delhomme	RCB K. Lucas
RB D. Foster	SS M. McCree
FB B. Hoover	FS M. Minter

2006 NFC Divisional

Chicago Bears 27, Seattle Seahawks 24 ot

January 14, 2007

Soldier Field

Attendance: 62,184

Weather: 32 degrees; wind N 8 mph

		1	2	3	4	OT	Final
Seattle Seahawks		0	14	10	0	0	24
Chicago Bears		7	14	0	3	3	27

Team	Q	Play	SEA	CHI
CHI	1	Jones 9-yard run (Gould kick)	0	7
SEA	2	Burleson 16-yard pass from Hasselbeck (Brown kick)	7	7
CHI	2	Berrian 68-yard pass from Grossman (Gould kick)	7	14
SEA	2	Alexander 4-yard run (Brown kick)	14	14
CHI	2	Jones 7-yard run (Gould kick)	14	21
SEA	3	Brown 40-yard field goal	17	21
SEA	3	Alexander 13-yard run (Brown kick)	24	21
CHI	4	Gould 41-yard field goal	24	24
CHI	5	Gould 49-yard field goal	24	27

FINAL INDIVIDUAL STATISTICS

Chicago Bears

RUSHING	NO	YDS	AVG	LG	TD
Jones	21	66	3.1	9	2
Benson	12	45	3.8	12	0
Davis	1	9	9.0	9	0

RECEIVING	NO	YDS	AVG	LG	TD
Berrian	5	105	21.0	68t	1
Davis	4	84	21.0	37	0
Muhammad	3	38	12.7	21	0
Benson	3	24	8.0	11	0
Jones	2	6	3.0	3	0
Clark	1	13	13.0	13	0
Bradley	1	5	5.0	5	0
Reid	1	5	5.0	5	0
McKie	1	2	2.0	2	0

INTERCEPTIONS	NO	YDS	AVG	LG	TD
R. Manning	1	6	6.0	6	0

PUNTING	NO	YDS	AVG	LG	IN20	TB
Maynard	6	242	40.3	51	1	1

PUNT RETURNS	NO	YDS	AVG	LG	TD
Hester	3	5	1.7	5	0

KICKOFF RET.	NO	YDS	AVG	LG	TD
Hester	3	53	17.7	20	0
Reid	1	20	20.0	20	0

PASSING (CHI)	ATT	COMP	YDS	PCT	TD	INT	LG	SK/YDS	RATING
Grossman	38	21	282	55.2	1	1	68t	3/31	76.9

PASSING (SEA)	ATT	COMP	YDS	PCT	TD	INT	LG	SK/YDS	RATING
Hasselbeck	33	18	195	54.5	1	1	24	3/16	69.6

Seattle Seahawks

RUSHING	NO	YDS	AVG	LG	TD
Alexander	26	108	4.2	13t	2
Morris	4	11	2.8	6	0
Hasselbeck	1	8	8.0	8	0

RECEIVING	NO	YDS	AVG	LG	TD
Jackson	4	49	12.3	24	0
Branch	4	48	12.0	22	0
Engram	3	32	10.7	16	0
Heller	3	20	6.7	10	0
Stevens	2	18	9.0	10	0
Burleson	1	16	16.0	16t	1
Alexander	1	12	12.0	0	0

INTERCEPTIONS	NO	YDS	AVG	LG	TD
Hunter	1	16	16.0	16	0

PUNTING	NO	YDS	AVG	LG	IN20	TB
Plackemeier	6	218	36.3	56	2	0

PUNT RETURNS	NO	YDS	AVG	LG	TD
Burleson	3	2	0.7	2	0

KICKOFF RET.	NO	YDS	AVG	LG	TD
Burleson	6	166	27.7	41	0

TEAM STATISTICS	SEA	CHI
Total First Downs	18	21
By Rushing	12	8
By Passing	6	10
By Penalty	0	3
Third Down: Md/Att.	5/15	8/20
Third Down: Eff.	33%	40%
Total Net Yards	306	371
Total Offensive Plays	67	75
Average Per Play	4.6	4.9
Net Yards Rushing	127	120
Total Rushing Plays	31	34
Avg. Per Rush	4.1	3.5
Net Yards Passing	179	251
Sacked/Yards Lost	3/16	3/31
Gross Yards Passing	195	282
Att.-Comp.-Int.	33-18-1	38-21-1
Completion Pct.	54.5	55.2
Punts/Average	6/36.3	6/40.3
Penalties/Yards	4/16	5/40
Fumbles/Lost	0/0	4/1
Field Goals	40	41, 49

- Denotes Converted Field Goal

Chicago Bears Starting Lineups

WR M. Muhammad	LE A. Ogunleye
LT J. Tait	RT Ta. Johnson
LG R. Brown	RT I. Scott
C O. Kreutz	RE A. Brown
RG R. Garza	WLB L. Briggs
RT F. Miller	MLB B. Urlacher
TE D. Clark	SLB H. Hillenmeyer
WR B. Berrian	LCB C. Tillman
QB R. Grossman	RCB N. Vasher
RB T. Jones	SS C. Harris
FB J. McKie	FS D. Manning

Seattle Seahawks Starting Lineups

WR D. Branch	LE B. Fisher
LT W. Jones	RT C. Darby
LG R. Sims	RT R. Bernard
C C. Spencer	RE G. Wistrom
RG C. Gray	WLB L. Hill
RT S. Locklear	MLB L. Tatupu
TE J. Stevens	SLB J. Peterson
TE W. Heller	LCB J. Babineaux
WR D. Jackson	RCB K. Jennings
QB M. Hasselbeck	SS M. Boulware
RB S. Alexander	FS K. Hamlin



CHICAGO BEARS PLAYOFF SUMMARY

2006 NFC Championship

Chicago Bears 39, New Orleans Saints 14

January 21, 2007

Soldier Field

Attendance: 61,817

Weather: 28 degrees; wind E 10 mph

	1	2	3	4	Final
New Orleans Saints	0	7	7	0	14
Chicago Bears	3	13	2	21	39

Team	Q	Play	NO	CHI
CHI	1	Gould 19-yard field goal	0	3
CHI	2	Gould 43-yard field goal	0	6
CHI	2	Gould 24-yard field goal	0	9
CHI	2	Jones 2-yard run (Gould kick)	0	16
NO	2	Colston 13-yard pass from Brees (Carney kick)	7	16
NO	3	Bush 88-yard pass from Brees (Carney kick)	14	16
CHI	3	Penalty of Brees enforced in end zone for safety	14	18
CHI	4	Berrian 33-yard pass from Grossman (Gould kick)	14	25
CHI	4	Benson 12-yard run (Gould kick)	14	32
CHI	4	Jones 15-yard run (Gould kick)	14	39

FINAL INDIVIDUAL STATISTICS

Chicago Bears

RUSHING	NO	YDS	AVG	LG	TD
Jones	19	123	6.5	33	2
Benson	24	60	2.5	12t	1
Davis	1	16	16.0	16	0
Grossman	2	-3	-1.5	-1	0

RECEIVING	NO	YDS	AVG	LG	TD
Berrian	5	85	17.0	33t	1
McKie	3	6	2.0	4	0
Clark	1	30	30.0	30	0
Muhammad	1	20	20.0	20	0
Gilmore	1	3	3.0	3	0

INTERCEPTIONS	NO	YDS	AVG	LG	TD
Vasher	1	0	0.0	0	0

PUNTING	NO	YDS	AVG	LG	IN20	TB
Maynard	7	332	47.4	66	4	1

PUNT RETURNS	NO	YDS	AVG	LG	TD
Hester	2	24	12.0	14	0

KICKOFF RET.	NO	YDS	AVG	LG	TD
Hester	3	39	13.0	19	0

PASSING (CHI)	ATT	COMP	YDS	PCT	TD	INT	LG	SK/YDS	RATING
Grossman	26	11	144	42.3	1	0	33t	0/0	73.2

PASSING (NO)	ATT	COMP	YDS	PCT	TD	INT	LG	SK/YDS	RATING
Brees	49	27	354	55.1	2	1	88t	3/35	83.2

New Orleans Saints

RUSHING	NO	YDS	AVG	LG	TD
Bush	4	19	4.8	12	0
McAllister	6	18	3.0	6	0
Karney	1	11	11.0	11	0
Brees	1	8	8.0	8	0

RECEIVING	NO	YDS	AVG	LG	TD
Bush	7	132	18.9	88t	1
Colston	5	63	12.6	29	1
Miller	4	31	7.8	12	0
Copper	3	29	9.7	14	0
McAllister	3	27	9.0	15	0
Henderson	2	57	28.5	40	0
Campbell	2	6	3.0	5	0
Karney	1	9	9.0	9	0

INTERCEPTIONS	NO	YDS	AVG	LG	TD
None					

PUNTING	NO	YDS	AVG	LG	IN20	TB
Weatherford	5	194	38.8	45	1	1

PUNT RETURNS	NO	YDS	AVG	LG	TD
Bush	3	10	3.3	8	0
Lewis	1	5	5.0	5	0

KICKOFF RET.	NO	YDS	AVG	LG	TD
Lewis	7	132	18.9	25	0

TEAM STATISTICS	NO	CHI
Total First Downs	15	18
By Rushing	3	12
By Passing	12	6
By Penalty	0	0
Third Down: Md/Att.	5/13	3/16
Third Down: Eff.	38%	19%
Total Net Yards	375	340
Total Offensive Plays	64	72
Average Per Play	5.9	4.7
Net Yards Rushing	56	196
Total Rushing Plays	12	46
Avg. Per Rush	4.7	4.3
Net Yards Passing	319	144
Sacked/Yards Lost	3/35	0/0
Gross Yards Passing	354	144
Att.-Comp.-Int.	49-27-1	26-11-0
Completion Pct.	55.1	42.3
Punts/Average	5/38.8	7/47.4
Penalties/Yards	7/47	1/5
Fumbles/Lost	4/3	1/0
Field Goals	47	19, 43,

- Denotes Converted Field Goal

Chicago Bears Starting Lineups

WR M. Muhammad	LE A. Ogunsley
LT J. Tait	LT Ta. Johnson
LG R. Brown	RT I. Scott
C O. Kreutz	RE A. Brown
RG R. Garza	WLB L. Briggs
RT F. Miller	MLB B. Urlacher
TE D. Clark	DB R. Manning
WR B. Berrian	LCB C. Tillman
QB R. Grossman	RCB N. Vasher
RB T. Jones	SS C. Harris
FB J. McKie	FS D. Manning

New Orleans Saints Starting Lineups

WR M. Colston	LE C. Grant
LT J. Brown	LT H. Thomas
LG J. Nesbit	RT B. Young
C J. Faine	RE W. Smith
RG J. Evans	WLB S. Shanle
RT J. Stinchcomb	MLB M. Simoneau
TE M. Campbell	SLB S. Fujita
WR T. Copper	LCB M. McKenzie
QB D. Brees	RCB F. Thomas
RB D. McAllister	SS J. Bellamy
RB R. Bush	FS J. Bullocks

Super Bowl XLI

Indianapolis Colts 29, Chicago Bears 17

February 4, 2007

Dolphin Stadium

Attendance: 74,512

Weather: 67 degrees; wind N 10 mph, rain

		1	2	3	4	Final
Indianapolis Colts		6	10	6	7	29
Chicago Bears		14	0	3	0	17

Team	Q	Play	IND	CHI
CHI	1	Hester 92-yard kickoff return (Gould kick)	0	7
IND	1	Wayne 53-yard pass from Manning (kick aborted)	6	7
CHI	1	Muhammad 4-yard pass from Grossman (Gould kick)	6	14
IND	2	Vinatieri 29-yard field goal	9	14
IND	2	Rhodes 1-yard run (Vinatieri kick)	16	14
IND	3	Vinatieri 24-yard field goal	19	14
IND	3	Vinatieri 20-yard field goal	22	14
CHI	3	Gould 44-yard field goal	22	17
IND	4	Hayden 56-yard interception return (Vinatieri kick)	29	17

FINAL INDIVIDUAL STATISTICS

Chicago Bears

RUSHING	NO	YDS	AVG	LG	TD
Jones	15	112	7.5	52	0
Grossman	2	0	0.0	0	0
Benson	2	-1	-0.5	4	0

RECEIVING	NO	YDS	AVG	LG	TD
Clark	6	64	10.7	18	0
Berrian	4	38	9.5	14	0
Jones	4	18	4.5	14	0
Muhammad	3	35	11.7	22	1
McKie	2	8	4.0	4	0
Davis	1	2	2.0	2	0

INTERCEPTIONS	NO	YDS	AVG	LG	TD
C. Harris	1	6	6.0	6	0

PUNTING	NO	YDS	AVG	LG	IN20	TB
Maynard	5	226	45.2	58	0	1

PUNT RETURNS	NO	YDS	AVG	LG	TD
Hester	1	3	3.0	3	0

KICKOFF RET.	NO	YDS	AVG	LG	TD
Gilmore	2	12	6.0	9	0
Hester	1	92	92.0	92t	1
Davis	1	15	15.0	15	0
Peterson	1	10	10.0	10	0
Reid	1	9	9.0	9	0

PASSING (CHI)	ATT	COMP	YDS	PCT	TD	INT	LG	SK/YDS	RATING
Grossman	28	20	165	71.4	1	2	22	1/11	68.3

PASSING (IND)	ATT	COMP	YDS	PCT	TD	INT	LG	SK/YDS	RATING
Manning	38	25	247	65.7	1	1	53t	1/8	81.8

Indianapolis Colts

RUSHING	NO	YDS	AVG	LG	TD
Rhodes	21	113	5.4	36	1
Addai	19	77	4.1	14	0
Clark	1	1	1.0	1	0
Manning	1	0	0.0	0	0

RECEIVING	NO	YDS	AVG	LG	TD
Addai	10	66	6.6	12	0
Harrison	5	59	11.8	22	0
Clark	4	36	9.0	17	0
Wayne	2	61	30.5	53t	1
Fletcher	2	9	4.5	6	0
Rhodes	1	8	8.0	8	0
Utecht	1	8	8.0	8	0

INTERCEPTIONS	NO	YDS	AVG	LG	TD
Hayden	1	56	56.0	56t	1
Sanders	1	38	38.0	38	0

PUNTING	NO	YDS	AVG	LG	IN20	TB
Smith	4	162	40.5	50	2	1

PUNT RETURNS	NO	YDS	AVG	LG	TD
Wilkins	3	42	14.0	18	0

KICKOFF RET.	NO	YDS	AVG	LG	TD
Wilkins	4	89	22.3	28	0

TEAM STATISTICS	IND	CHI
Total First Downs	24	11
By Rushing	12	3
By Passing	11	8
By Penalty	1	0
Third Down: Md/Att.	8/18	3/10
Third Down: Eff.	44%	30%
Total Net Yards	430	265
Total Offensive Plays	81	48
Average Per Play	5.3	5.5
Net Yards Rushing	191	111
Total Rushing Plays	42	19
Avg. Per Rush	4.5	5.8
Net Yards Passing	239	154
Sacked/Yards Lost	1/8	1/11
Gross Yards Passing	247	165
Att.-Comp.-Int.	38-25-1	28-20-2
Completion Pct.	65.7	71.4
Punts/Average	4/40.5	5/45.2
Penalties/Yards	6/40	4/35
Fumbles/Lost	2/2	4/3
Field Goals	29, 36,	44
	24, 20	

- Denotes Converted Field Goal

Chicago Bears Starting Lineups

WR M. Muhammad	LE A. Ogunsleye
LT J. Tait	RT Ta. Johnson
LG R. Brown	LT I. Scott
C O. Kreutz	RE A. Brown
RG R. Garza	WLB L. Briggs
RT F. Miller	MLB B. Urlacher
TE D. Clark	SLB H. Hillenmeyer
WR B. Berrian	LCB C. Tillman
QB R. Grossman	RCB N. Vasher
RB T. Jones	SS C. Harris
FB J. McKie	FS D. Manning

Indianapolis Colts Starting Lineups

WR R. Wayne	LE R. Mathis
LT T. Glenn	RT A. McFarland
LG R. Lilja	RT R. Brock
C J. Saturday	RE D. Freeney
RG J. Scott	WLB C. June
RT R. Diem	MLB G. Brackett
TE D. Clark	SLB R. Morris
WR M. Harrison	LCB N. Harper
QB P. Manning	RCB J. David
RB J. Addai	SS A. Bethea
HB B. Utecht	FS B. Sanders



CHICAGO BEARS PLAYOFF SUMMARY

2010 NFC Divisional

Chicago Bears 35, Seattle Seahawks 24

January 16, 2011

Soldier Field

Attendance: 62,265

Weather: 24 degrees; wind WNW 4 mph

	1	2	3	4	Final
Seattle Seahawks	0	0	3	21	24
Chicago Bears	14	7	7	7	35

Team	Q	Play	SEA	CHI
CHI	1	Olsen 58-yard pass from Cutler (Gould kick)	0	7
CHI	1	Taylor 1-yard run (Gould kick)	0	14
CHI	2	Cutler 6-yard run (Gould kick)	0	21
CHI	3	Cutler 9-yard run (Gould kick)	0	28
SEA	3	Mare 30-yard field goal	3	28
SEA	4	Williams 2-yard pass from Hasselbeck (Mare kick)	10	28
CHI	4	K. Davis 39-yard pass from Cutler (Gould kick)	10	35
SEA	4	Williams 3-yard pass from Hasselbeck (Mare kick)	17	35
SEA	4	Stokley 9-yard pass from Hasselbeck (Mare kick)	24	35

FINAL INDIVIDUAL STATISTICS

Chicago Bears

RUSHING	NO	YDS	AVG	LG	TD
Forté	25	80	3.2	11	0
Taylor	11	44	4.0	11	1
Cutler	8	43	5.4	21	2
Bennett	1	9	9.0	9	0

RECEIVING	NO	YDS	AVG	LG	TD
Knox	4	48	12.0	18	0
Olsen	3	113	37.7	58t	1
Forté	3	54	18.0	26	0
K. Davis	2	42	21.0	39t	1
Hester	2	4	2.0	6	0
Bennett	1	13	13.0	13	0

INTERCEPTIONS	NO	YDS	AVG	LG	TD
None					

PUNTING	NO	YDS	AVG	LG	IN20	TB
Maynard	5	195	39.0	47	3	0

PUNT RETURNS	NO	YDS	AVG	LG	TD
Hester	2	30	15.0	26	0

KICKOFF RET.	NO	YDS	AVG	LG	TD
Manning	1	18	18.0	18	0
Hester	1	6	6.0	6	0
Knox	1	0	0.0	0	0

PASSING (CHI)	ATT	COMP	YDS	PCT	TD	INT	LG	SK/YDS	RATING
Cutler	28	15	274	53.6	2	0	58t	3/13	111.3
Forté	1	0	0	0.0	0	1	0	0/0	0.0

PASSING (SEA)	ATT	COMP	YDS	PCT	TD	INT	LG	SK/YDS	RATING
Hasselbeck	46	26	258	56.5	3	0	46	2/16	94.3

Seattle Seahawks

RUSHING	NO	YDS	AVG	LG	TD
Tate	1	13	13.0	13	0
Forsett	4	9	2.3	8	0
Washington	1	9	9.0	9	0
Lynch	4	2	0.5	4	0
Robinson	1	1	1.0	1	0
Hasselbeck	1	0	0.0	0	0

RECEIVING	NO	YDS	AVG	LG	TD
Stokley	8	85	10.6	21	1
Obomanu	4	68	17.0	46	0
Williams	4	15	3.8	7	2
Morrah	3	25	8.3	10	0
Forsett	3	25	8.3	16	0
Carlson	1	14	14.0	14	0
Martin	1	13	13.0	13	0
Washington	1	10	10.0	10	0
Robinson	1	3	3.0	3	0

INTERCEPTIONS	NO	YDS	AVG	LG	TD
Curry	1	23	23.0	23	0

PUNTING	NO	YDS	AVG	LG	IN20	TB
Ryan	9	315	35.0	42	1	0

PUNT RETURNS	NO	YDS	AVG	LG	TD
Tate	1	11	11.0	11	0

KICKOFF RET.	NO	YDS	AVG	LG	TD
Washington	5	143	28.6	62	0

TEAM STATISTICS	SEA	CHI
Total First Downs	18	21
By Rushing	1	11
By Passing	14	10
By Penalty	3	0
Third Down: Md/Att.	3/14	10/18
Third Down: Eff.	21%	56%
Total Net Yards	276	437
Total Offensive Plays	60	77
Average Per Play	4.6	5.7
Net Yards Rushing	34	176
Total Rushing Plays	12	45
Avg. Per Rush	2.8	3.9
Net Yards Passing	242	261
Sacked/Yards Lost	2/16	3/13
Gross Yards Passing	258	274
Att.-Comp.-Int.	46-26-0	29-15-1
Completion Pct.	56.5	51.7
Punts/Average	9/35.0	5/39.0
Penalties/Yards	3/20	8/71
Fumbles/Lost	1/0	2/0
Field Goals	30	
- Denotes Converted Field Goal		

Chicago Bears Starting Lineups

WR J. Knox	LE I. Idonije
LT F. Omiyale	DT T. Harris
LG C. Williams	NT A. Adams
C O. Kreutz	RE J. Peppers
RG R. Garza	WLB L. Briggs
RT J. Webb	MLB B. Urlacher
TE G. Olsen	LCB T. Jennings
WR D. Hester	RCB C. Tillman
QB J. Cutler	SS D. Manning
RB M. Forté	FS C. Harris
FB B. Manumaleuna	N D. Moore

Seattle Seahawks Starting Lineups

WR B. Obomanu	LE C. Clemons
LT R. Okung	LT B. Mebane
LG T. Polumbus	RT C. Cole
C C. Spencer	RE K. Balmer
RG M. Gibson	OLB D. Hawthorne
RT S. Locklear	MLB L. Tatupu
WR B. Stokley	OLB A. Curry
WR M. Williams	LCB M. Trufant
QB M. Hasselbeck	RCB K. Jennings
RB L. Washington	SS L. Milloy
RB J. Forsett	FS E. Thomas

2010 NFC Championship

Green Bay Packers 21, Chicago Bears 14

January 23, 2011

Soldier Field

Attendance: 62,377

Weather: 20 degrees; wind SE 14 mph

	1	2	3	4	Final
Green Bay Packers	7	7	0	7	21
Chicago Bears	0	0	0	14	14

Team	Q	Play	GB	CHI
GB	1	Rodgers 1-yard run (Crosby kick)	7	0
GB	2	Stark 4-yard run (Crosby kick)	14	0
CHI	4	Taylor 1-yard run (Gould kick)	14	7
GB	4	Raji 18-yard interception return (Crosby kick)	21	7
CHI	4	Bennett 35-yard pass from Hanie (Gould kick)	21	14

FINAL INDIVIDUAL STATISTICS

Chicago Bears

RUSHING	NO	YDS	AVG	LG	TD
Forté	17	70	4.1	14	0
Cutler	2	10	5.0	9	0
Hanie	1	3	3.0	3	0
Taylor	3	2	0.7	4	1
Bennett	1	-2	-2.0	-2	0

RECEIVING	NO	YDS	AVG	LG	TD
Forté	10	90	9.0	24	0
Bennett	3	45	15.0	35t	1
Olsen	3	30	10.0	13	0
Knox	2	56	28.0	32	0
Taylor	1	12	12.0	12	0

INTERCEPTIONS	NO	YDS	AVG	LG	TD
Urlacher	1	39	39.0	39	0
Briggs	1	4	4.0	4	0

PUNTING	NO	YDS	AVG	LG	IN20	TB
Maynard	9	334	37.1	48	2	1

PUNT RETURNS	NO	YDS	AVG	LG	TD
Hester	3	16	5.3	11	0
Bennett	1	22	22.0	22	0

KICKOFF RET.	NO	YDS	AVG	LG	TD
Hester	1	24	24.0	24	0
R. Davis	1	16	16.0	16	0
Manning	1	15	15.0	15	0
K. Davis	1	8	8.0	8	0

PASSING (CHI)	ATT	COMP	YDS	PCT	TD	INT	LG	SK/YDS	RATING
Hanie	20	13	153	65.0	1	2	35t	0/0	65.2
Cutler	14	6	80	42.8	0	1	24	2/15	31.8
Collins	4	0	0	0.0	0	0	0	0/0	39.6

PASSING (GB)	ATT	COMP	YDS	PCT	TD	INT	LG	SK/YDS	RATING
Rodgers	30	17	244	56.6	0	2	26	1/8	55.4

Green Bay Packers

RUSHING	NO	YDS	AVG	LG	TD
Starks	22	74	3.4	16	1
Rodgers	7	39	5.6	25	1
Jackson	2	5	2.5	10	0
Kuhn	1	2	2.0	2	0

RECEIVING	NO	YDS	AVG	LG	TD
Jennings	8	130	16.3	26	0
Nelson	4	67	16.8	22	0
Jackson	1	16	16.0	16	0
Jones	1	10	10.0	10	0
Driver	1	9	9.0	9	0
Kuhn	1	6	6.0	6	0
Starks	1	6	6.0	6	0

INTERCEPTIONS	NO	YDS	AVG	LG	TD
Shields	2	40	20.0	32	0
Raji	1	18	18.0	18t	1

PUNTING	NO	YDS	AVG	LG	IN20	TB
Masthay	8	334	41.8	65	5	1

PUNT RETURNS	NO	YDS	AVG	LG	TD
Williams	3	13	4.3	11	0
Woodson	1	14	14.0	14	0

KICKOFF RET.	NO	YDS	AVG	LG	TD
Starks	2	30	15.0	18	0
Woodson	1	14	14.0	14	0

TEAM STATISTICS	GB	CHI
Total First Downs	23	17
By Rushing	9	5
By Passing	11	11
By Penalty	3	1
Third Down: Md/Att.	2/11	1/13
Third Down: Eff.	18%	8%
Total Net Yards	356	301
Total Offensive Plays	63	64
Average Per Play	5.7	4.7
Net Yards Rushing	120	83
Total Rushing Plays	32	24
Avg. Per Rush	3.8	3.5
Net Yards Passing	236	218
Sacked/Yards Lost	1/8	2/15
Gross Yards Passing	244	233
Att.-Comp.-Int.	30-17-2	38-19-3
Completion Pct.	56.6	50.0

Punts/Average 8/41.8 9/37.1**Penalties/Yards** 6/40 9/89**Fumbles/Lost** 2/0 1/0

Field Goals

- Denotes Converted Field Goal

Chicago Bears Starting Lineups

WR J. Knox	LE I. Idonije
LT F. Omiyale	DT T. Harris
LG C. Williams	NT A. Adams
C O. Kreutz	RE J. Peppers
RG R. Garza	WLB L. Briggs
RT J. Webb	MLB B. Urlacher
TE G. Olsen	SLB P. Tinoisamoa
WR D. Hester	LCB T. Jennings
QB J. Cutler	RCB C. Tillman
RB M. Forté	SS D. Manning
FB B. Manumaleunu	FS C. Harris

Green Bay Packers Starting Lineups

WR G. Jennings	LE R. Pickett
LT C. Clifton	NT B. Raji
LG D. Colledge	RE H. Green
C S. Wells	LOLB C. Matthews
RG J. Sitton	LILB A. Hawk
RT B. Bulaga	RILB D. Bishop
TE D. Lee	ROLB E. Walden
WR J. Nelson	LCB C. Woodson
QB A. Rodgers	RCB T. Williams
FB Q. Johnson	SS S. Shields
RB J. Starks	FS N. Collins



CHICAGO BEARS ALL-TIME RESULTS

1920 (10-1-2, .909)

George S. Halas - Coach		Decatur	
		Staleys	Opp
O 3	Moline Tractors	W	20 0
O 10	Kewanee	W	25 7
O 17	@ Rock Island Indep.	W	7 0
O 24	@ Chicago Tigers	W	10 0
O 31	@ Rockford	W	29 0
N 7	@ Rock Island Indep.	T	0 0
N 11	@ Champaign	W	20 0
N 14	@ Minneapolis Marines	W	3 0
N 21	Hammond Pros	W	28 7
N 25	@ Chicago Tigers	W	6 0
N 28	@ Chicago Cardinals	L	6 7
D 5	@ Chicago Cardinals	W	10 0
D 12	Akron Pros	T	0 0
		164	21

1921 (9-1-1, .900)

George S. Halas - Coach		Chicago	
		Staleys	Opp
O 10	Rock Island Indep.	W	14 10
O 16	Rochester Jeffersons	W	16 13
O 23	Dayton Triangles	W	7 0
N 6	Detroit Tigers	W	20 9
N 13	Rock Island Indep.	W	3 0
N 20	Cleveland Indians	W	22 7
N 24	Buffalo All-Americans	L	6 7
N 27	Green Bay Packers	W	20 0
D 4	Buffalo All-Americans	W	10 7
D 11	Canton Bulldogs	W	10 0
D 18	Chicago Cardinals	T	0 0
		128	53

1922 (9-3, .750)

George S. Halas - Coach		Bears Opp	
O 1	@ Racine Legion	W	6 0
O 8	@ Rock Island Indep.	W	10 6
O 15	Rochester Jeffersons	W	7 0
O 22	Buffalo All-Americans	W	7 0
O 29	Canton Bulldogs	L	6 7
N 5	Dayton Triangles	W	9 0
N 12	Oorang Indians	W	33 6
N 19	Rock Island Indep.	W	3 0
N 26	Akron Pros	W	20 10
N 30	@ Chicago Cardinals	L	0 6
D 3	Toledo Maroons	W	22 0
D 10	@ Chicago Cardinals	L	0 9
		123	44

1923 (9-2-1, .818)

George S. Halas - Coach		Bears Opp	
S 30	@ Rock Island Indep.	L	0 3
O 7	@ Racine Legion	W	3 0
O 14	@ Green Bay Packers	W	3 0
O 21	Canton Bulldogs	L	0 6
O 28	Buffalo All-Americans	W	18 3
N 4	Oorang Indians	W	26 0
N 11	Akron Pros	W	20 6
N 18	Rock Island Indep.	W	7 3
N 25	Hammond Pros	W	14 7
N 29	Chicago Cardinals	W	3 0
D 2	Milwaukee Badgers	T	0 0
D 9	Rock Island Indep.	W	29 7
		123	35

1924 (6-1-4, .857)

George S. Halas - Coach		Bears Opp	
S 28	@ Rock Island Indep.	T	0 0
O 5	@ Cleveland Bulldogs	L	14 16
O 12	Racine Legion	T	10 10
O 19	Chicago Cardinals	W	6 0
O 26	Frankford Yel'jackets	W	33 3
N 2	Rock Island Indep.	T	3 3
N 9	Columbus Tigers	W	12 6
N 16	Racine Legion	T	3 3
N 23	Green Bay Packers	W	3 0
N 27	@ Chicago Cardinals	W	21 0
N 30	Milwaukee Badgers	W	31 14
		136	55

1925 (9-5-3, .643)

George S. Halas - Coach		Bears Opp	
S 20	@ Rock Island Indep.	T	0 0
S 27	@ Green Bay Packers	L	10 14
O 4	Detroit Panthers	T	0 0
O 11	Hammond Pros	W	28 7
O 18	Cleveland Bulldogs	W	7 0
O 25	@ Chicago Cardinals	L	0 9
N 1	Rock Island Indep.	W	6 0
N 8	Frankford Yel'jackets	W	19 0
N 15	Detroit Panthers	W	14 0
N 22	Green Bay Packers	W	21 0
N 26	Chicago Cardinals	T	0 0
N 29	Columbus Tigers	W	14 13
D 5	@ Frankford Yel'jackets	W	14 7
D 6	@ New York Giants	W	19 7
D 9	@ Providence Ste. Rol.	L	6 9
D 12	@ Detroit Panthers	L	0 21
D 13	New York Giants	L	0 9
		158	96

1926 (12-1-3, .923)

George S. Halas - Coach		Bears Opp	
S 19	@ Milwaukee Badgers	W	10 7
S 26	@ Green Bay Packers	T	6 6
O 3	@ Detroit Panthers	W	10 7
O 10	New York Giants	W	7 0
O 17	Chicago Cardinals	W	16 0

O 24	Duluth Eskimos	W	24 6
O 31	Akron Indians	W	17 0
N 7	Louisville Colonels	W	34 0
N 11	@ Chicago Cardinals	W	10 0
N 13	Milwaukee Badgers	W	10 7
N 21	Green Bay Packers	W	19 13
N 25	Chicago Cardinals	T	0 0
N 28	Canton Bulldogs	W	35 0
D 3	@ Frankford Yel'jackets	L	6 7
D 12	Pottsville Maroons	W	9 7
D 19	Green Bay Packers	T	3 3
		216	63

1927 (9-3-2, .750)

George S. Halas - Coach		Bears Opp	
S 25	@ Chicago Cardinals	W	9 0
O 2	@ Green Bay Packers	W	7 6
O 16	New York Yankees	W	12 0
O 23	Cleveland Bulldogs	W	14 12
O 30	Dayton Triangles	W	14 6
N 6	Providence Ste. Rol.	T	0 0
N 8	@ New York Yankees	L	6 26
N 13	Pottsville Maroons	W	30 12
N 20	Green Bay Packers	W	14 6
N 24	Chicago Cardinals	L	0 3
N 27	@ New York Giants	L	7 13
D 3	@ Frankford Yel'jackets	T	0 0
D 4	Frankford Yel'jackets	W	9 0
D 11	Duluth Eskimos	W	27 0
		149	84

1928 (7-5-1, .636)

George S. Halas - Coach		Bears Opp	
S 23	@ Chicago Cardinals	W	15 0
S 30	@ Green Bay Packers	T	12 12
O 14	New York Giants	W	13 0
O 21	Green Bay Packers	L	6 16
O 28	Detroit Wolverines	L	0 6
N 4	New York Yankees	W	27 0
N 11	Dayton Triangles	W	27 0
N 18	Pottsville Maroons	W	13 6
N 25	Detroit Wolverines	L	7 14
N 29	Chicago Cardinals	W	34 0
D 2	Frankford Yel'jackets	W	28 6
D 9	Green Bay Packers	L	0 6
D 15	@ Frankford Yel'jackets	L	0 19
		182	85

1929 (4-9-2, .308)

George S. Halas - Coach		Bears Opp	
S 22	@ Minneapolis Marines	W	19 6
S 29	@ Green Bay Packers	L	0 23
O 6	@ Minneapolis Marines	W	7 6
O 13	@ Buffalo Bisons	W	16 0
O 20	Chicago Cardinals	T	0 0
O 27	Minneapolis R'jackets	W	27 0
N 3	New York Giants	L	14 26
N 10	Green Bay Packers	L	0 14
N 16	@ Frankford Yel'jackets	L	14 20
N 17	@ New York Giants	L	0 34

Black box indicates World Championship.

N24 Buffalo Bisons	L	7	19
N28 @ Chicago Cardinals	L	6	40
D 1 Frankford Yel'jackets	T	0	0
D 8 Green Bay Packers	L	0	25
D15 New York Giants	L	9	14

119 227

1930 (9-4-1, .692)

Ralph Jones - Coach	Bears Opp
S 21 Brooklyn Dodgers	T 0 0
S28 @ Green Bay Packers	L 0 7
O 5 @ Minneapolis R'jackets	W 20 0
O 12 New York Giants	L 0 12
O19 @ Chicago Cardinals	W 32 6
O22 @ Portsmouth Spartans	L 6 7
O26 Frankford Yel'jackets	W 13 7
N 2 Minneapolis R'jackets	W 20 7
N 9 Green Bay Packers	L 12 13
N16 @ New York Giants	W 12 0
N22 @ Frankford Yel'jackets	W 13 6
N27 Chicago Cardinals	W 6 0
N30 Portsmouth Spartans	W 14 6
D 7 Green Bay Packers	W 21 0

169 71

1931 (8-5, .615)

Ralph Jones - Coach	Bears Opp
S18 Cleveland Indians	W 21 0
S27 @ Green Bay Packers	L 0 7
O 11 New York Giants	W 6 0
O18 Chicago Cardinals	W 26 13
O25 Frankford Yel'jackets	L 12 13
N 1 Green Bay Packers	L 2 6
N 8 Portsmouth Spartans	W 9 6
N15 @ New York Giants	W 12 6
N22 @ Brooklyn Dodgers	W 26 0
N26 Chicago Cardinals	W 18 7
N29 @ Portsmouth Spartans	L 0 3
D 6 Green Bay Packers	W 7 6
D13 New York Giants	L 6 25

145 92

1932 (7-1-6, .875)

Ralph Jones - Coach	Bears Opp
S25 @ Green Bay Packers	T 0 0
O 2 @ Staten Isl. Stapletons	T 0 0
O 9 @ Chicago Cardinals	T 0 0
O16 Green Bay Packers	L 0 2
O23 Staten Isl. Stapletons	W 27 7
O30 @ Boston Braves	T 7 7
N 6 @ New York Giants	W 28 8
N13 Portsmouth Spartans	T 13 13
N20 Brooklyn Dodgers	W 20 0
N24 Chicago Cardinals	W 34 0
N27 @ Portsmouth Spartans	T 7 7
D 4 New York Giants	W 6 0
D11 Green Bay Packers	W 9 0
D18 Portsmouth Spartans	W 9 0

160 44

1933 (10-2-1, .833)

George S. Halas - Coach	Bears Opp
S24 @ Green Bay Packers	W 14 7
O 1 Boston Redskins	W 7 0
O 8 @ Brooklyn Dodgers	W 10 0
O15 @ Chicago Cardinals	W 12 9
O22 Green Bay Packers	W 10 7
O29 New York Giants	W 14 10
N 5 @ Boston Redskins	L 0 10
N12 @ Philadelphia Eagles	T 3 3
N19 @ New York Giants	L 0 3
N26 Portsmouth Spartans	W 17 14
N30 Chicago Cardinals	W 22 6
D 3 @ Portsmouth Spartans	W 17 7
D10 Green Bay Packers	W 7 6

133 82

PLAYOFFS

D17 New York Giants	W 23 21
---------------------	---------

1934 (13-0, 1.000)

George S. Halas - Coach	Bears Opp
S23 @ Green Bay Packers	W 24 10
S30 @ Cincinnati Reds	W 21 3
O 7 @ Brooklyn Dodgers	W 21 7
O10 @ Pittsburgh Pirates	W 28 0
O14 Chicago Cardinals	W 20 0
O21 Cincinnati Reds	W 41 7
O28 Green Bay Packers	W 27 14
N 4 New York Giants	W 27 7
N11 @ Boston Redskins	W 21 0
N18 @ New York Giants	W 10 9
N25 Chicago Cardinals	W 17 6
N29 @ Detroit Lions	W 19 16
D 2 Detroit Lions	W 10 7

286 86

PLAYOFFS

D 9 @ New York Giants	L 13 30
-----------------------	---------

1935 (6-4-2, .600)

George S. Halas - Coach	Bears Opp
S22 @ Green Bay Packers	L 0 7
S29 @ Pittsburgh Pirates	W 23 7
O13 @ Philadelphia Eagles	W 39 0
O20 Brooklyn Dodgers	W 24 14
O27 Green Bay Packers	L 14 17
N 3 @ New York Giants	W 20 3
N10 @ Boston Redskins	W 30 14
N17 New York Giants	L 0 3
N24 Detroit Lions	T 20 20
N28 @ Detroit Lions	L 2 14
D 1 Chicago Cardinals	T 7 7
D 8 @ Chicago Cardinals	W 13 0

192 106

1936 (9-3, .750)

George S. Halas - Coach	Bears Opp
S20 @ Green Bay Packers	W 30 3
S27 @ Philadelphia Eagles	W 17 0
O 4 @ Pittsburgh Pirates	W 27 9

O 11 Chicago Cardinals	W 7 3
O18 Pittsburgh Pirates	W 26 7
O25 Detroit Lions	W 12 10
N 1 Green Bay Packers	L 10 21
N 8 @ New York Giants	W 25 7
N15 @ Boston Redskins	W 26 0
N22 @ Philadelphia Eagles	W 28 7
N26 @ Detroit Lions	L 7 13
N29 @ Chicago Cardinals	L 7 14

222 94

1937 (9-1-1, .900)

George S. Halas - Coach	Bears Opp
S19 @ Green Bay Packers	W 14 2
O 4 @ Pittsburgh Steelers	W 7 0
O10 @ Cleveland Rams	W 20 2
O17 Chicago Cardinals	W 16 7
O24 Detroit Lions	W 28 20
O31 @ New York Giants	T 3 3
N 7 Green Bay Packers	L 14 24
N14 Brooklyn Dodgers	W 29 7
N25 @ Detroit Lions	W 13 0
N28 Cleveland Rams	W 15 7
D 5 @ Chicago Cardinals	W 42 28

201 100

PLAYOFFS

D12 Washington Redskins	L 21 28
-------------------------	---------

1938 (6-5, .545)

George S. Halas - Coach	Bears Opp
S11 @ Chicago Cardinals	W 16 13
S18 @ Green Bay Packers	W 2 0
O 2 @ Philadelphia Eagles	W 28 6
O 9 @ Cleveland Rams	L 7 14
O16 Chicago Cardinals	W 34 28
O23 Cleveland Rams	L 21 23
O30 Detroit Lions	L 7 13
N 6 Green Bay Packers	L 17 24
N13 Washington Redskins	W 31 7
N20 @ Brooklyn Dodgers	W 24 6
N24 @ Detroit Lions	L 7 14

194 148

1939 (8-3, .727)

George S. Halas - Coach	Bears Opp
S15 Cleveland Rams	W 30 21
S24 @ Green Bay Packers	L 16 21
O 2 @ Pittsburgh Steelers	W 32 0
O 8 @ Cleveland Rams	W 35 21
O15 Chicago Cardinals	W 44 7
O22 @ New York Giants	L 13 16
O29 Detroit Lions	L 0 10
N 5 Green Bay Packers	W 30 27
N12 @ Detroit Lions	W 23 13
N19 Philadelphia Eagles	W 27 14
N26 @ Chicago Cardinals	W 48 7

298 157

Black box indicates World Championship.



CHICAGO BEARS ALL-TIME RESULTS

1940 (8-3, .727)

George S. Halas - Coach	Bears Opp
S22 @ Green Bay Packers	W 41 0
S25 @ Chicago Cardinals	L 7 21
O 6 @ Cleveland Rams	W 21 14
O 13 Detroit Lions	W 7 0
O20 Brooklyn Dodgers	W 16 7
O27 @ New York Giants	W 37 21
N 3 Green Bay Packers	W 14 7
N 10 @ Detroit Lions	L 14 17
N 17 @ Washington Redskins	L 3 7
N24 Cleveland Rams	W 47 25
D 1 Chicago Cardinals	W 31 23
	238 142

PLAYOFFS

D 8 @ Washington Redskins	W 73 0
---------------------------	--------

1943 (8-1-1, .889)

Heartley "Hunk" Anderson,	Bears Opp
Luke Johnsos - Coaches	
S26 @ Green Bay Packers	T 21 21
O 3 @ Detroit Lions	W 27 21
O 10 Chicago Cardinals	W 20 0
O 17 Philadelphia "Steagles"	W 48 21
O24 Brooklyn Dodgers	W 33 21
O 31 Detroit Lions	W 35 14
N 7 Green Bay Packers	W 21 7
N 14 @ New York Giants	W 56 7
N 21 @ Washington Redskins	L 7 21
N28 @ Chicago Cardinals	W 35 24
	303 157

PLAYOFFS

D26 Washington Redskins	W 41 21
-------------------------	---------

1946 (8-2-1, .800)

George S. Halas - Coach	Bears Opp
S29 @ Green Bay Packers	W 30 7
O 6 @ Chicago Cardinals	W 34 17
O 13 Los Angeles Rams	T 28 28
O20 Philadelphia Eagles	W 21 14
O27 @ New York Giants	L 0 14
N 3 Green Bay Packers	W 10 7
N 10 @ Los Angeles Rams	W 27 21
N 17 Washington Redskins	W 24 20
N24 Detroit Lions	W 42 6
D 1 Chicago Cardinals	L 28 35
D 8 @ Detroit Lions	W 45 24
	289 193

PLAYOFFS

D 15 @ New York Giants	W 24 14
------------------------	---------

1941 (10-1, .909)

George S. Halas - Coach	Bears Opp
S28 @ Green Bay Packers	W 25 17
O 5 @ Cleveland Rams	W 48 21
O 12 Chicago Cardinals	W 53 7
O 19 Detroit Lions	W 49 0
O26 Pittsburgh Steelers	W 34 7
N 2 Green Bay Packers	L 14 16
N 9 Cleveland Rams	W 31 13
N 16 Washington Redskins	W 35 21
N23 @ Detroit Lions	W 24 7
N30 @ Philadelphia Eagles	W 49 14
D 7 @ Chicago Cardinals	W 34 24
	396 147

PLAYOFFS

D 14 Green Bay Packers	W 33 14
D 21 New York Giants	W 37 9

1944 (6-3-1, .667)

Heartley "Hunk" Anderson,	Bears Opp
Luke Johnsos - Coaches	
S24 @ Green Bay Packers	L 28 42
O 8 @ Cleveland Rams	L 7 19
O 15 Card-Pitt	W 34 7
O22 Detroit Lions	T 21 21
O29 Cleveland Rams	W 28 21
N 5 Green Bay Packers	W 21 0
N 12 Boston Yanks	W 21 7
N 19 @ Detroit Lions	L 21 41
N26 @ Philadelphia Eagles	W 28 7
D 3 @ Card-Pitt	W 49 7
	258 172

1945 (3-7, .300)

Heartley "Hunk" Anderson,	Bears Opp
Luke Johnsos - Coaches	
S30 @ Green Bay Packers	L 21 31
O 7 @ Cleveland Rams	L 0 17
O 14 Chicago Cardinals	L 7 16
O 21 Cleveland Rams	L 21 41
O28 @ Detroit Lions	L 10 16
N 4 Green Bay Packers	W 28 24
N 11 Detroit Lions	L 28 35
N 18 @ Washington Redskins	L 21 28
N25 Pittsburgh Steelers	W 28 7
D 2 @ Chicago Cardinals	W 28 20
	192 235

1947 (8-4, .667)

George S. Halas - Coach	Bears Opp
S28 @ Green Bay Packers	L 20 29
O 5 @ Chicago Cardinals	L 7 31
O 12 Philadelphia Eagles	W 40 7
O 19 Detroit Lions	W 33 24
O26 @ Washington Redskins	W 56 20
N 2 @ Boston Yanks	W 28 24
N 9 Green Bay Packers	W 20 17
N 16 @ Los Angeles Rams	W 41 21
N23 Pittsburgh Steelers	W 49 7
N27 @ Detroit Lions	W 34 14
D 7 Los Angeles Rams	L 14 17
D 14 Chicago Cardinals	L 21 30
	363 241

1948 (10-2, .833)

George S. Halas - Coach	Bears Opp
S26 @ Green Bay Packers	W 45 7
O 4 @ Chicago Cardinals	W 28 17
O 10 Los Angeles Rams	W 42 21
O 17 Detroit Lions	W 28 0
O24 @ Philadelphia Eagles	L 7 12
O 31 New York Giants	W 35 14
N 7 @ Los Angeles Rams	W 21 6
N 14 Green Bay Packers	W 7 6
N 21 @ Boston Yanks	W 51 17
N28 Washington Redskins	W 48 13
D 5 @ Detroit Lions	W 42 14
D 12 Chicago Cardinals	L 21 24
	375 151

1942 (11-0, 1.000)

George S. Halas - Coach	Bears Opp
S27 @ Green Bay Packers	W 44 28
O 4 @ Cleveland Rams	W 21 7
O 11 Chicago Cardinals	W 41 14
O 18 New York Giants	W 26 7
O25 Philadelphia Eagles	W 45 14
Heartley "Hunk" Anderson,	
Luke Johnsos - Coaches	
N 1 Detroit Lions	W 16 0
N 8 @ Brooklyn Dodgers	W 35 0
N 15 Green Bay Packers	W 38 7
N22 @ Detroit Lions	W 42 0
N29 Cleveland Rams	W 47 0
D 6 @ Chicago Cardinals	W 21 7
	376 84

PLAYOFFS

D 13 @ Wash. Redskins	L 6 14
-----------------------	--------

Black box indicates World Championship.

1949 (9-3, .750)

George S. Halas - Coach	Bears Opp
S25 @ Green Bay Packers	W 17 0
O 2 @ Chicago Cardinals	W 17 7
O 9 Los Angeles Rams	L 16 31
O 16 Philadelphia Eagles	W 38 21
O23 @ New York Giants	L 28 35
O30 @ Los Angeles Rams	L 24 27
N 6 Green Bay Packers	W 24 3
N13 Detroit Lions	W 27 24
N20 @ Washington Redskins	W 31 21
N24 @ Detroit Lions	W 28 7
D 4 Pittsburgh Steelers	W 30 21
D 11 Chicago Cardinals	W 52 21
	332 218

1950 (9-3, .750)

George S. Halas - Coach	Bears Opp
S 17 @ Los Angeles Rams	W 24 20
S24 @ San Francisco 49ers	W 32 20
O 1 @ Green Bay Packers	L 21 31
O 8 Chicago Cardinals	W 27 6
O 15 Green Bay Packers	W 28 14
O29 @ New York Yanks	L 27 38
N 5 @ Detroit Lions	W 35 21
N12 New York Yanks	W 28 20
N19 San Francisco 49ers	W 17 0
N26 Los Angeles Rams	W 24 14
D 3 @ Chicago Cardinals	L 10 20
D 10 Detroit Lions	W 6 3
	279 207

PLAYOFFS

D 17 @ Los Angeles Rams	L 14 24
-------------------------	---------

1951 (7-5, .583)

George S. Halas - Coach	Bears Opp
S30 @ Green Bay Packers	W 31 20
O 7 @ Chicago Cardinals	L 14 28
O 14 New York Yanks	W 24 21
O 21 San Francisco 49ers	W 13 7
O28 @ Detroit Lions	W 28 23
N 4 @ Washington Redskins	W 27 0
N 11 Detroit Lions	L 28 41
N18 Green Bay Packers	W 24 13
N25 @ Cleveland Browns	L 21 42
D 2 Los Angeles Rams	L 17 42
D 9 @ New York Yanks	W 45 21
D 16 Chicago Cardinals	L 14 24
	286 282

1952 (5-7, .416)

George S. Halas - Coach	Bears Opp
S28 @ Green Bay Packers	W 24 14
O 5 @ Chicago Cardinals	L 10 21
O 12 Dallas Texans	W 38 20
O 19 San Francisco 49ers	L 16 40
O26 @ Los Angeles Rams	L 7 31
N 2 @ San Francisco 49ers	W 20 17
N 9 Green Bay Packers	L 28 41

N 16 Los Angeles Rams	L 24 40
N23 Detroit Lions	W 24 23
N27 @ Dallas Texans	L 23 27
D 7 @ Detroit Lions	L 21 45
D 14 Chicago Cardinals	W 10 7
	245 326

1953 (3-8-1, .273)

George S. Halas - Coach	Bears Opp
S27 @ Baltimore Colts	L 9 13
O 4 @ Green Bay Packers	W 17 13
O 11 Baltimore Colts	L 14 16
O 18 San Francisco 49ers	L 28 35
O25 @ Los Angeles Rams	L 24 28
N 1 @ San Francisco 49ers	L 14 24
N 8 Green Bay Packers	T 21 21
N15 @ Washington Redskins	W 27 24
N22 Detroit Lions	L 16 20
N29 Los Angeles Rams	W 24 21
D 6 @ Detroit Lions	L 7 13
D 13 Chicago Cardinals	L 17 24
	218 252

1954 (8-4, .667)

George S. Halas - Coach	Bears Opp
S26 @ Detroit Lions	L 23 48
O 3 @ Green Bay Packers	W 10 3
O 10 Baltimore Colts	W 28 9
O 17 San Francisco 49ers	L 24 31
O24 @ Los Angeles Rams	L 38 42
O 31 @ San Francisco 49ers	W 31 27
N 7 Green Bay Packers	W 28 23
N14 Cleveland Browns	L 10 39
N 21 @ Baltimore Colts	W 28 13
N28 Los Angeles Rams	W 24 13
D 5 @ Chicago Cardinals	W 29 7
D 12 Detroit Lions	W 28 24
	301 279

1955 (8-4, .667)

George S. Halas - Coach	Bears Opp
S25 @ Baltimore Colts	L 17 23
O 2 @ Green Bay Packers	L 3 24
O 9 San Francisco 49ers	L 19 20
O 16 Baltimore Colts	W 38 10
O23 @ San Francisco 49ers	W 34 23
O30 @ Los Angeles Rams	W 31 20
N 6 Green Bay Packers	W 52 21
N13 Los Angeles Rams	W 24 3
N20 @ Detroit Lions	W 24 14
N27 @ Chicago Cardinals	L 14 53
D 4 Detroit Lions	W 21 20
D 11 Philadelphia Eagles	W 17 10
	294 241

1956 (9-2-1, .818)

John "Paddy" Driscoll - Coach	Bears Opp
S30 @ Baltimore Colts	L 21 28
O 7 @ Green Bay Packers	W 37 21
O 14 San Francisco 49ers	W 31 7
O 21 Baltimore Colts	W 58 27
O28 @ San Francisco 49ers	W 38 21
N 4 @ Los Angeles Rams	W 35 24
N 11 Green Bay Packers	W 38 14
N 18 Los Angeles Rams	W 30 21
N25 @ New York Giants	T 17 17
D 2 @ Detroit Lions	L 10 42
D 9 Chicago Cardinals	W 10 3
D 16 Detroit Lions	W 38 21
	363 246

PLAYOFFS

D30 @ New York Giants	L 7 47
-----------------------	--------

1957 (5-7, .417)

John "Paddy" Driscoll - Coach	Bears Opp
S29 @ Green Bay Packers	L 17 21
O 5 @ Baltimore Colts	L 10 21
O 13 San Francisco 49ers	L 17 21
O20 Los Angeles Rams	W 34 26
O27 @ San Francisco 49ers	L 17 21
N 3 @ Los Angeles Rams	W 16 10
N 10 Green Bay Packers	W 21 14
N 17 Baltimore Colts	L 14 29
N24 @ Detroit Lions	W 27 7
D 1 Washington Redskins	L 3 14
D 8 @ Chicago Cardinals	W 14 6
D 15 Detroit Lions	L 13 21
	203 211

1958 (8-4, .667)

George S. Halas - Coach	Bears Opp
S27 @ Green Bay Packers	W 34 20
O 4 @ Baltimore Colts	L 38 51
O 12 San Francisco 49ers	W 28 6
O 19 Los Angeles Rams	W 31 10
O26 @ San Francisco 49ers	W 27 14
N 2 @ Los Angeles Rams	L 35 41
N 9 Green Bay Packers	W 24 10
N 16 Baltimore Colts	L 0 17
N23 @ Detroit Lions	W 20 7
N30 @ Pittsburgh Steelers	L 10 24
D 7 Chicago Cardinals	W 30 14
D 14 Detroit Lions	W 21 16
	298 230



CHICAGO BEARS ALL-TIME RESULTS

1959 (8-4, .667)

George S. Halas - Coach	Bears	Opp
S27 @ Green Bay Packers	L	6 9
O 3 @ Baltimore Colts	W	26 21
O 11 Los Angeles Rams	L	21 28
O 18 Baltimore Colts	L	7 21
O25 @ San Francisco 49ers	L	17 20
N 1 @ Los Angeles Rams	W	26 21
N 8 Green Bay Packers	W	28 17
N 15 San Francisco 49ers	W	14 3
N22 @ Detroit Lions	W	24 14
N29 @ Chicago Cardinals	W	31 7
D 6 Pittsburgh Steelers	W	27 21
D 13 Detroit Lions	W	25 14
	252	196

1960 (5-6-1, .455)

George S. Halas - Coach	Bears	Opp
S25 @ Green Bay Packers	W	17 14
O 2 @ Baltimore Colts	L	7 42
O 9 Los Angeles Rams	W	34 27
O 16 San Francisco 49ers	W	27 10
O23 @ Los Angeles Rams	T	24 24
O30 @ San Francisco 49ers	L	7 25
N 13 Baltimore Colts	L	20 24
N20 Detroit Lions	W	28 7
N27 Dallas Cowboys	W	17 7
D 4 Green Bay Packers	L	13 41
D 11 @ Cleveland Browns	L	0 42
D 18 @ Detroit Lions	L	0 36
	194	299

1961 (8-6, .571)

George S. Halas - Coach	Bears	Opp
S 17 @ Minnesota Vikings	L	13 37
S23 @ Los Angeles Rams	W	21 17
O 1 @ Green Bay Packers	L	0 24
O 8 @ Detroit Lions	W	31 17
O 15 Baltimore Colts	W	24 10
O22 San Francisco 49ers	W	31 0
O29 @ Baltimore Colts	W	21 20
N 5 @ Philadelphia Eagles	L	14 16
N 12 Green Bay Packers	L	28 31
N 19 @ San Francisco 49ers	L	31 41
N26 Los Angeles Rams	W	28 24
D 3 Detroit Lions	L	15 16
D 10 Cleveland Browns	W	17 14
D 17 Minnesota Vikings	W	52 35
	326	302

1962 (9-5, .643)

George S. Halas - Coach	Bears	Opp
S 16 @ San Francisco 49ers	W	30 14
S23 @ Los Angeles Rams	W	27 23
S30 @ Green Bay Packers	L	0 49
O 7 @ Minnesota Vikings	W	13 0
O 14 San Francisco 49ers	L	27 34
O 21 Baltimore Colts	W	35 15
O28 @ Detroit Lions	L	3 11
N 4 Green Bay Packers	L	7 38
N 11 Minnesota Vikings	W	31 30
N 18 @ Dallas Cowboys	W	34 33
N25 @ Baltimore Colts	W	57 0
D 2 New York Giants	L	24 26
D 9 Los Angeles Rams	W	30 14
D 16 Detroit Lions	W	3 0
	321	287

1963 (11-1-2, .917)

George S. Halas - Coach	Bears	Opp
S 15 @ Green Bay Packers	W	10 3
S22 @ Minnesota Vikings	W	28 7
S29 @ Detroit Lions	W	37 21
O 6 Baltimore Colts	W	10 3
O 13 @ Los Angeles Rams	W	52 14
O20 @ San Francisco 49ers	L	14 20
O27 Philadelphia Eagles	W	16 7
N 3 @ Baltimore Colts	W	17 7
N 10 Los Angeles Rams	W	6 0
N 17 Green Bay Packers	W	26 7
N24 @ Pittsburgh Steelers	T	17 17
D 1 Minnesota Vikings	T	17 17
D 8 San Francisco 49ers	W	27 17
D 15 Detroit Lions	W	24 14
	301	154

PLAYOFFS

D29 New York Giants	W	14 10
---------------------	---	-------

1964 (5-9, .357)

George S. Halas - Coach	Bears	Opp
S 13 @ Green Bay Packers	L	12 23
S20 @ Minnesota Vikings	W	34 28
S27 @ Baltimore Colts	L	0 52
O 4 @ San Francisco 49ers	L	21 31
O 11 Los Angeles Rams	W	38 17
O 18 Detroit Lions	L	0 10
O25 @ Washington Redskins	L	20 27
N 1 Dallas Cowboys	L	10 24
N 8 Baltimore Colts	L	24 40
N 15 @ Los Angeles Rams	W	34 24
N22 San Francisco 49ers	W	23 21
N26 @ Detroit Lions	W	27 24
D 5 Green Bay Packers	L	3 17
D 13 Minnesota Vikings	L	14 41
	260	379

Black box indicates World Championship.

CHAMPIONSHIP LEADERS

The Chicago Bears rank second in the NFL in championships won with nine, trailing the Green Bay Packers who have earned 13 world championships. Both the Bears and Packers fall short of championships won by teams in various other sports, breakdown below:

Total Championship Leaders

Major League Baseball (MLB)

New York Yankees (27)

National Basketball Association (NBA)

Boston Celtics (17)

National Hockey League (NHL)

Montreal Canadiens (24)

National Football League (NFL)

Green Bay Packers (13)

NFL Championship Leaders

Green Bay Packers	13
Chicago Bears	9
New York Giants	8
Pittsburgh Steelers	6
Dallas Cowboys	5
San Francisco 49ers	5
Washington Redskins	5

1965 CHICAGO BEARS STATISTICS

Record: 9-5, .643**3rd Place, Western Conf.****Head Coach: George S. Halas**

09/19 L 24-52	at San Francisco	33,211
09/25 L 28-30	at L.A. Rams	36,359
10/03 L 14-23	at Green Bay	50,852
10/10 W 31-6	L.A. RAMS	45,760
10/17 W 45-37	at Minnesota	47,426
10/24 W 38-3	DETROIT	45,658
10/31 W 31-10	GREEN BAY	45,664
11/07 L 21-26	BALTIMORE	45,656
11/14 W 34-13	ST. LOUIS	45,663
11/21 W 17-10	at Detroit	51,499
11/28 W 35-14	at N.Y. Giants	62,933
12/05 W 13-0	at Baltimore	60,238
12/12 W 61-20	SAN FRANCISCO	46,278
12/19 L 17-24	MINNESOTA	46,604

	Bears	Opp.
TOTAL FIRST DOWNS	257	244
Rushing	132	87
Passing	110	136
Penalty	15	21
3rd Down: Made/Att	NA	NA
3rd Down Pct.	NA	NA
4th Down: Made/Att	NA	NA
4th Down Pct.	NA	NA
TOTAL NET YARDS	4897	4268
Avg. Per Game	350	305
Total Plays	870	884
Avg. Per Play	5.6	4.8
NET YARDS RUSHING	2131	1530
Avg. Per Game	152.2	109.3
Total Rushes	479	400
NET YARDS PASSING	2766	2738
Avg. Per Game	197.6	195.6
Sacked/Yards Lost	30/254	40/348
Gross Yards	3020	3086
Att./Comp.	361/201	444/217
Completion Pct.	55.7	48.9
Had Intercepted	12	20
PUNTS/AVERAGE	58/42.7	65/42.3
NET PUNTING AVG.	NA	NA
PENALTIES/YARDS	96/826	68/611
FUMBLES	33	33
TOUCHDOWNS	54	33
Rushing	27	11
Passing	22	18
Returns	5	4

PASSING	Att	Cmp	Yds	Cmp%	Yd/Att	TD	TD%	Int	Int%	Lg	Sack/Lost	Rating
Bukich	312	176	2641	56.4	8.46	20	6.4	9	2.9	80t	25/214	93.7
Wade	41	20	204	48.8	4.98	0	0.0	2	4.9	29	5/40	43.1
Bull	3	2	63	66.7	21.00	0	0.0	0	0.0	54	0/0	109.7
Sayers	3	2	53	66.7	17.67	1	33.3	1	33.3	27	0/0	109.7
Arnett	2	1	59	50.0	29.50	1	50.0	0	0.0	59t	0/0	135.4
BEARS	361	201	3020	55.7	8.37	22	6.1	12	3.3	80t	30/254	89.8
OPPONENTS	444	217	3086	48.9	6.17	18	4.1	20	4.5	NA	40/348	63.3

Score by Period	1	2	3	4	Tot
BEARS	64	99	93	153	409
OPPONENTS	35	90	64	86	268

SCORING	TDs:Ru-Pa-R K-PAT	FG	S	Pts
Sayers	22 14 6 2	0	132	0
Leclerc	0 0 0 0 52/52	11/26	0	85
Arnett	5 5 0 0	0	30	0
Bull	4 3 1 0	0	24	0
J. Jones	4 0 4 0	0	24	0
J. Morris	4 0 4 0	0	24	0
Bukich	3 3 0 0	0	18	0
Gordon	3 0 3 0	0	18	0
Bivins	2 0 2 0	0	12	0
Ditka	2 0 2 0	0	12	0
Livingston	2 2 0 0	0	12	0
Taylor	1 0 0 1	0	6	0
McRae	1 0 0 1	0	6	0
Whitsell	1 0 0 1	0	6	0
BEARS	54 27 22 5 52/52	11/26	0	409
OPPONENTS	33 15 18 0 30/33	15/24	1	275

RUSHING	No	Yds	Avg	Lg	TD
Sayers	166	867	5.2	61t	14
Bull	91	417	4.6	33t	3
Arnett	102	363	3.6	24t	5
Livingston	63	363	5.8	30	2
Marconi	19	47	2.5	10	0
Bukich	28	33	1.2	24	3
Wade	5	18	3.6	16	0
J. Jones	2	13	6.5	7	0
Gordon	2	10	5.0	6	0
Kurek	1	0	0.0	0	0
BEARS	479	2131	4.4	61t	27
OPPONENTS	400	1530	3.8	NA	15

RECEIVING	No	Yds	Avg	Lg	TD
J. Morris	53	846	15.9	80t	4
Ditka	36	454	12.6	44	2
Sayers	29	507	17.5	80t	6
J. Jones	21	350	16.7	54	4
Bull	16	186	11.6	41	1
Gordon	13	279	21.5	51	3
Livingston	12	134	11.2	30	0
Arnett	12	114	9.5	30	0
Bivins	4	108	27.0	52t	2
Marconi	4	43	10.8	29	0
Martin	1	-1	-1.0	-1	0
BEARS	201	3020	10.0	80t	22
OPPONENTS	150	3086	14.9	77	18

PUNTING	No	Yds	Avg	Net	TB	In	Lg	B
Green	58	2479	42.7					66
BEARS	58	2479	42.7					66
OPPONENTS	65	2750	42.3					NA

INTS	No	Yds	Avg	Lg	TD
Butkus	5	84	16.8	38	0
McRae	4	116	29.0	89t	1
Whitsell	4	67	16.8	32	1
Petitbon	2	22	11.0	18	0
Fortunato	2	0	0.0	0	0
Evey	1	15	15.0	15	0
Taylor	1	3	3.0	3	0
Atkins	1	0	0.0	0	0
BEARS	20	307	15.4	89t	2
OPPONENTS	12	219	18.3	NA	NA

KO RETURNS	No	Yds	Avg	Lg	TD
Sayers	21	660	31.4	96t	1
Gordon	14	242	17.3	41	0
Arnett	5	150	30.0	77	0
Livingston	2	66	33.0	66	0
Smith	1	17	17.0	17	0
Kurek	1	11	11.0	11	0
Leclerc	1	0	0.0	0	0
BEARS	52	1132	21.8	96t	1
OPPONENTS	38	921	24.3	86	1

PUNT RET.	Ret	FC	Yds	Avg	Lg	TD
Sayers	16	9	238	14.9	85t	1
Arnett	11	4	52	4.7	22	0
Smith	1	0	2	2.0	2	0
Gordon	1	0	-3	-3.0	-3	0
BEARS	29	13	289	9.9	85t	1
OPPONENTS	22	14	123	5.6	NA	NA

RETIRED NUMBERS

The Bears have retired 14 jersey numbers, most in the NFL and two behind baseball's New York Yankees with 16.

Both clubs are short of the NBA's Boston Celtics 21 retired numbers.

3	Bronko Nagurski, RB-T	42	Sid Luckman, QB
5	George McAfee, RB-DB	51	Dick Butkus, LB
7	George Halas, E	56	Bill Hewitt, E
28	Willie Galimore, RB	61	Bill George, LB
34	Walter Payton, RB	66	Clyde "Bulldog" Turner, C-LB
40	Gale Sayers, RB	77	Harold "Red" Grange, RB-DB
41	Brian Piccolo, RB	89	Mike Ditka, TE (scheduled for 12/9/13)



1966 CHICAGO BEARS STATISTICS

Record: 5-7-2, .429**5th Place, Western Conf.****Head Coach: George S. Halas**

09/11 L 3-14	at Detroit	52,225
09/16 L 17-31	at L.A. Rams	58,916
10/02 W 13-10	at Minnesota	47,426
10/09 W 27-17	BALTIMORE	47,452
10/16 L 0-17	GREEN BAY	48,573
10/23 W 17-10	L.A. RAMS	47,475
10/31 L 17-24	at St. Louis	49,516
11/06 T 10-10	DETROIT	47,041
11/13 T 30-30	SAN FRANCISCO	47,079
11/20 L 6-13	at Green Bay	50,861
11/27 W 23-6	ATLANTA	44,777
12/04 L 16-21	at Baltimore	60,238
12/11 L 14-41	at San Francisco	37,170
12/18 W 41-28	MINNESOTA	45,191

	Bears	Opp
TOTAL FIRST DOWNS	196	239
Rushing	96	102
Passing	85	116
Penalty	15	21
3rd Down: Made/Att	44/182	67/198
3rd Down Pct.	24.2	33.8
4th Down: Made/Att	5/13	8/14
4th Down Pct.	38.5	57.1
TOTAL NET YARDS	3699	3971
Avg. Per Game	264.2	283.6
Total Plays	801	872
Avg. Per Play	4.6	4.6
NET YARDS RUSHING	1927	1604
Avg. Per Game	137.6	114.6
Total Rushes	463	466
NET YARDS PASSING	1772	2367
Avg. Per Game	140.4	170.5
Sacked/Yards Lost	29/244	29/233
Gross Yards	2016	2600
Att./Comp.	338/159	406/202
Completion Pct.	47.0	49.8
Had Intercepted	15	23
PUNTS/AVERAGE	80/41.9	71/42.4
NET PUNTING AVG.	37.9	39.9
PENALTIES/YARDS	80/714	71/686
FUMBLES/BALL LOST	26/12	35/23
TOUCHDOWNS	26	34
Rushing	12	13
Passing	10	13
Returns	4	8

Score by Period	1	2	3	4	Tot
BEARS	75	57	26	76	234
OPPONENTS	59	79	62	72	272

SCORING	TDs:Ru-Pa-R K-PAT	FG	S	Pts
Leclerc	0 0 0 0 24/25 18/30	0	78	
Sayers	12 8 2 2	0	72	
Jones	5 0 5 0	0	30	
Bukich	2 2 0 0	0	12	
Ditka	2 0 2 0	0	12	
Arnett	1 1 0 0	0	6	
Fortunato	1 0 0 1	0	6	
Gordon	1 0 1 0	0	6	
Kurek	1 1 0 0	0	6	
O'Bradovich	1 0 0 1	0	6	
BEARS	26 12 10 4	24/25 18/30	0 234	
OPPONENTS	34 13 13 8	32/34 12/29	0 272	

RUSHING	No	Yds	Avg	Lg	TD
Sayers	229	1231	5.4	58t	8
Bull	100	318	3.2	13	0
Arnett	55	178	3.2	21	1
Kurek	52	179	3.4	12	1
Bukich	18	14	0.8	12t	2
Piccolo	3	12	4.0	5	0
Marconi	3	5	1.6	3	0
Gordon	1	2	2.0	2	0
Rakestraw	1	-5	-5.0	-5	0
Jones	1	-7	-7.0	-7	0
BEARS	463	1927	4.2	58t	12
OPPONENTS	466	1604	3.4	30	13

RECEIVING	No	Yds	Avg	Lg	TD
Sayers	34	447	13.1	80t	2
Ditka	32	378	11.8	30	2
Jones	28	504	18.0	80t	5
Bull	20	174	8.7	28	0
Gordon	15	210	14.0	40t	1
Kurek	10	178	17.8	49	0
Arnett	10	42	4.2	11	0
Morris	5	49	9.9	15	0
Allen	3	28	9.3	14	0
Bivins	2	6	3.0	4	0
BEARS	159	2016	12.4	80t	10
OPPONENTS	202	2600	11.7	84t	13

PASSING	Att	Cmp	Yds	Cmp%	Yd/Att	TD	TD%	Int	Int%	Lg	Sack/Lost	Rating
Bukich	309	147	1858	47.6	6.01	10	3.2	21	6.8	80t	26/211	49.3
Wade	21	9	79	42.9	3.76	0	0.0	1	4.8	14	0/0	33.6
Sayers	6	2	58	33.3	9.67	0	0.0	1	16.7	39	0/0	30.6
Bull	1	1	21	100.0	21.0	0	0.0	0	0.0	21	0/0	118.8
Arnett	1	0	0	00.0	0.0	0	0.0	0	0.0	0	0/0	39.6
Rakestraw	0	0	0	00.0	0.0	0	0.0	0	0.0	0	3/33	0.0
BEARS	338	159	2016	47.0	5.82	10	3.0	23	6.8	80t	29/244	47.0
OPPONENTS	406	202	2600	49.8	5.80	13	3.2	15	3.7	84t	29/233	65.5

PUNTING	No	Yds	Avg	Net	TB	In	Lg	B
Green	80	3358	41.9	37.9	4	12	69	0
BEARS	80	3358	41.9	37.9	4	12	69	0
OPPONENTS	71	3010	42.4	39.9	4	22	70	0

INTS	No	Yds	Avg	Lg	TD
Petitbon	4	34	8.5	20	0
Whitsell	3	44	14.7	21	0
McRae	3	53	17.7	53	0
Taylor	1	15	15.0	15	0
Butkus	1	3	3.0	3	0
Atkins	1	3	3.0	3	0
Fortunato	1	3	3.0	3	0
Gentry	1	0	0.0	0	0
BEARS	15	155	10.3	53	0
OPPONENTS	23	426	18.5	94t	6

KO RETURNS	No	Yds	Avg	Lg	TD
Sayers	23	718	31.2	93t	2
Gordon	19	521	27.4	94	0
Arnett	2	39	19.5	25	0
Butkus	3	32	10.7	18	0
Taylor	1	3	3.0	3	0
Brown	0	28	28.0	28	0
BEARS	48	1341	27.9	94	2
OPPONENTS	49	1055	21.5	80	0

PUNT RET.	Ret	FC	Yds	Avg	Lg	TD
Arnett	15	10	58	3.9	13	0
Sayers	6	11	44	7.3	27	0
Gordon	4	2	-5	-1.3	0	0
BEARS	25	23	97	3.9	27	0
OPPONENTS	46	16	250	5.4	44t	1

BEARS STADIUM RECORD BREAKDOWN

The Bears' regular season combined record at Soldier Field (old and new) stands at 186-122-1. The Bears have also played home games at Normal Park (multiple games, 1920, 1927, 1928); Decatur (1921, victory over Rock Island); Comiskey Park (multiple games, 1922, 1924); DePaul (1925, victory over Hammond); Mills (1930, tie versus Brooklyn); Loyola (1931, victory over Cleveland); Chicago Stadium (1932, victory over Portsmouth); Dyche Stadium (1970, victory over Philadelphia); and Memorial Stadium in Champaign (2002).

- Bears record at Wrigley Field*: 221-89-22 (.699)
- Bears home record at Wrigley Field: 219-89-22 (.697)
- Bears home record at other Chicago sites: 17-7-2 (.692)
- Bears record at Soldier Field (through 2001): 140-96-1 (.593)
- Bears record at Soldier Field (since 2003): 51-29 (.638)
- Bears record at Memorial Stadium (2002): 3-5 (.375)
- Bears regular season combined home record: 425-223-25 (.650)

*Bears played the Tigers at Wrigley as the visiting team in 1920

1967 CHICAGO BEARS STATISTICS

Record: 7-6-1, .538**2nd Place, Central****Head Coach: George S. Halas**

09/17 L 13-41	at Pittsburgh	53,365
09/24 L 10-13	at Green Bay	50,861
10/01 W 17-7	at Minnesota	44,868
10/08 L 3-24	BALTIMORE	47,190
10/15 W 14-13	DETROIT	46,024
10/22 L 0-24	at Cleveland	83,183
10/29 L 17-28	L.A. RAMS	46,073
11/05 W 27-13	at Detroit	55,606
11/12 W 34-7	N.Y. GIANTS	46,223
11/19 W 30-3	ST. LOUIS	47,147
11/26 L 13-17	GREEN BAY	47,513
12/03 W 28-14	at San Francisco	25,613
12/10 T 10-10	MINNESOTA	40,110
12/17 W 23-14	at Atlanta	54,107

	Bears	Opp.
TOTAL FIRST DOWNS	175	215
Rushing	98	91
Passing	62	98
Penalty	15	26
3rd Down: Made/Att	NA	NA
3rd Down Pct.	NA	NA
4th Down: Made/Att	NA	NA
4th Down Pct.	NA	NA
TOTAL NET YARDS	3293	3406
Avg. Per Game	235.2	243.3
Total Plays	757	789
Avg. Per Play	4.4	4.3
NET YARDS RUSHING	1852	1534
Avg. Per Game	132	110
Total Rushes	489	419
NET YARDS PASSING	1441	1875
Avg. Per Game	102.9	133.9
Sacked/Yards Lost	27/232	30/271
Gross Yards	1673	2146
Att./Comp.	268/131	370/168
Completion Pct.	48.9	42.6
Had Intercepted	18	28
PUNTS/AVERAGE	79/42.9	77/41.3
NET PUNTING AVG.	NA	NA
PENALTIES/YARDS	98/953	82/782
FUMBLES/BALL LOST	25/14	23/16
TOUCHDOWNS	29	27
Rushing	12	12
Passing	9	14
Returns	8	1

Score by Period	1	2	3	4	Tot
BEARS	68	81	56	34	239
OPPONENTS	41	48	54	75	228

RUSHING	No	Yds	Avg	Lg	TD
Sayers	186	880	4.5	70	7
Piccolo	86	317	3.7	31	0
Concannon	67	279	4.2	31	3
Bull	61	176	2.9	11	0
Kurek	37	112	3.0	13	0
Rakestraw	11	42	3.8	20	2
Livingston	30	41	1.4	6	0
J. Jones	4	19	4.8	24	0
Morris	1	6	6.0	6	0
Gordon	3	-7	-2.3	9	0
Bukich	4	-13	-3.3	2	0
BEARS	489	1852	3.8	70	12
OPPONENTS	419	1534	3.7	-	12

RECEIVING	No	Yds	Avg	Lg	TD
Gordon	31	534	16.8	93	5
Morris	20	231	11.6	31	1
Bull	18	250	13.9	63	1
Sayers	16	126	7.9	32	1
Piccolo	13	103	7.9	25	0
Denney	12	113	9.4	19	0
J. Jones	7	138	19.7	34	0
Livingston	5	62	12.4	38	0
Kurek	5	30	6.0	8	0
R.Jones	3	80	26.6	41	1
Stoepe	1	6	6.0	6	0
BEARS	131	1673	12.7	93	9
OPPONENTS	168	2146	12.8	-	14

PASSING	Att	Cmp	Yds	Cmp%	Yd/Att	TD	TD%	Int	Int%	Lg	Sack/Lost	Rating
Concannon	186	92	1260	49.5	6.77	6	3.2	14	7.5	93	19/168	50.9
Bukich	33	18	185	54.5	5.61	0	0.0	2	6.1	30	5/42	45.6
Rakestraw	44	21	228	47.7	5.18	3	6.8	2	4.5	34	2/15	67.2
Sayers	5	0	0	0.0	0.0	0	0.0	0	0.0	0	0/0	39.6
Petitbon	0	0	0	0.0	0.0	0	0.0	0	0.0	0	1/7	0.0
BEARS	268	131	1673	48.9	6.24	9	3.4	18	6.7	93	27/232	52.0
OPPONENTS	370	168	2146	45.4	5.80	14	3.8	28	7.6	-	30/271	45.2

PUNTING	No	Yds	Avg	Net	TB	In	Lg	B
Green	79	3392	42.9					68 0
BEARS	79	3392	42.9					68 0
OPPONENTS	77	3180	41.3					NA -

INTS	No	Yds	Avg	Lg	TD
B. McRae	5	94	18.8	34	2
Petitbon	5	73	14.6	35	0
R. Taylor	5	19	3.8	10	0
Gentry	4	25	6.3	17	0
Buffone	3	39	13.0	22	0
Cornish	2	10	5.0	6	0
J. Taylor	1	27	27.0	27	0
Butkus	1	24	24.0	24	0
Brown	1	23	23.0	23	0
Amsler	1	0	0.0	0	0
BEARS	28	332	11.9	35	2
OPPONENTS	18	246	13.7	-	1

KO RETURNS	No	Yds	Avg	Lg	TD
Sayers	16	603	37.7	103t	3
Gordon	16	397	24.8	32	0
Kurek	5	81	16.2	25	0
Dodd	3	34	11.3	24	0
Brown	2	34	17.0	17	0
J. Taylor	1	8	8.0	8	0
Jackson	1	0	0.0	0	0
Kriewald	1	0	0.0	0	0
Kuechenberg	1	0	0.0	0	0
Stoepe	1	0	0.0	0	0
BEARS	47	1157	24.6	103t	3
OPPONENTS	52	1064	20.5	-	0

PUNT RET.	Ret	FC	Yds	Avg	Lg	TD
Gordon	12	12	82	6.8	43	0
Morris	4	4	24	6.0	15	0
Sayers	3	8	80	26.7	58t	1
Dodd	3	4	8	2.7	6	0
BEARS	22	28	194	8.8	58t	1
OPPONENTS	41	19	168	4.1	-	0

FRANCHISE MOVES

Detroit Lions.....known as Portsmouth Spartans prior to 1934

Arizona Cardinals.....played in Chicago 1920-59; played in St. Louis 1960-87; known as Phoenix 1988-93

Cleveland Browns.....suspended operations in 1996; resumed play in 1999

Tennessee Titansplayed in Houston 1960-96; retained nickname "Oilers" through 1998

Indianapolis Coltsplayed in Baltimore prior to 1984

New England Patriots.....played in Boston prior to 1971

Philadelphia Eagles.....played as a merged team with Pittsburgh in 1943 (one season only)

Pittsburgh Steelers.....known as Pirates prior to 1941; merged with Philly for 1943 season and with the Chicago Cardinals (Card-Pitt) in 1944

Oakland Raidersplayed in Los Angeles 1982-94

St. Louis Rams.....played in Cleveland 1937-45; in Los Angeles 1946-94

Washington Redskins.....known as Braves prior to 1933; played in Boston prior to 1937



1968 CHICAGO BEARS STATISTICS

Record: 7-7, .500**2nd Place, NFC Central****Head Coach: Jim Dooley**

09/15 L 28-38	WASHINGTON	41,321
09/22 L 0-42	at Detroit	50,688
09/29 W 27-17	at Minnesota	47,644
10/6 L 7-28	at Baltimore	60,238
10/13 L 10-28	DETROIT	46,996
10/20 W 29-16	at Philadelphia	60,858
10/27 W 26-24	MINNESOTA	46,562
11/03 W 13-10	at Green Bay	50,861
11/10 W 27-19	SAN FRANCISCO	46,978
11/17 L 13-16	ATLANTA	44,214
11/24 L 3-34	DALLAS	46,667
12/01 W 23-17	at New Orleans	78,285
12/08 W 17-16	at L.A. Rams	66,368
12/15 L 27-28	GREEN BAY	46,435

	Bears	Opp
TOTAL FIRST DOWNS	219	240
Rushing	121	102
Passing	78	102
Penalty	20	36
3rd Down: Made/Att	NA	NA
3rd Down Pct.	NA	NA
4th Down: Made/Att	NA	NA
4th Down Pct.	NA	NA
TOTAL NET YARDS	4058	4371
Avg. Per Game	289.9	312.2
Total Plays	857	899
Avg. Per Play	4.7	4.9
NET YARDS RUSHING	2377	1704
Avg. Per Game	169.8	121.7
Total Rushes	500	427
NET YARDS PASSING	1681	2667
Avg. Per Game	135.9	171.7
Sacked/Yards Lost	24/187	30/226
Gross Yards	1868	2893
Att./Comp.	343/158	333/172
Completion Pct.	46.1	51.7
Had Intercepted	18	21
PUNTS/AVERAGE	66/38.0	66/40.1
NET PUNTING AVG.	NA	NA
PENALTIES/YARDS	113/1194	91/896
FUMBLES/BALL LOST	28/12	20/16
TOUCHDOWNS	25	43
Rushing	14	17
Passing	10	25
Returns	1	1

PASSING	Att	Cmp	Yds	Cmp%	Yd/Att	TD	TD%	Int	Int%	Lg	Sack/Lost	Rating
Concannon	143	71	715	49.7	5.00	5	3.5	9	6.3	51	9/72	49.7
Carter	122	55	769	45.1	6.30	4	3.3	5	4.1	50	6/45	59.8
Rakestraw	67	30	361	44.7	5.39	1	1.5	7	10.4	80	6/49	27.2
Bukich	7	2	23	28.6	3.29	0	0.0	0	0.0	13	3/21	40.8
Sayers	2	0	0	0.0	0.00	0	0.0	0	0.0	0	0/0	39.6
Kilgore	1	0	0	0.0	0.00	0	0.0	0	0.0	0	0/0	39.6
Bull	1	0	0	0.0	0.00	0	0.0	0	0.0	0	0/0	39.6
BEARS	343	158	1868	46.1	4.90	10	2.9	21	6.1	80	24/187	45.1
OPPONENTS	333	172	2893	51.7	8.01	25	7.5	18	5.4	99t	30/226	81.0

Score by Period	1	2	3	4	Tot
BEARS	68	95	27	60	250
OPPONENTS	68	137	60	68	333

SCORING	TDs:Ru-Pa-R-K-PAT	FG	S	Pts
Percival	0 0 0 0 25/25/25/36	0	100	
Carter	4 4 0 0 0	0	24	
Gordon	4 4 0 0 0	0	24	
Bull	3 3 0 0 0	0	18	
Concannon	2 2 0 0 0	0	12	
Sayers	2 2 0 0 0	0	12	
Piccolo	2 2 0 0 0	0	12	
Denney	2 0 2 0 0	0	12	
Wallace	2 0 2 0 0	0	12	
Turner	2 0 2 0 0	0	12	
Kurek	1 1 0 0 0	0	6	
R. Taylor	1 0 0 1 0	0	6	
BEARS	25 14 10 1 25/25/25/36	0	250	
OPPONENTS	43 17 25 138/40 11/31	0	333	

RUSHING	No	Yds	Avg	Lg	TD
Sayers	138	856	6.2	63	2
Bull	107	472	4.4	24	3
Piccolo	123	450	3.7	19	2
Carter	48	265	5.5	31	4
Concannon	28	104	3.7	16	2
Kurek	17	95	5.6	23	1
Wallace	3	29	9.7	18	0
Lyle	4	28	7.0	26	0
Livingston	7	25	3.6	8	0
Hull	12	22	1.8	12	0
Turner	2	16	8.0	14	0
Rakestraw	9	12	1.3	7	0
Johnson	1	4	4.0	4	0
Denney	1	-1	-1.0	-1	0
BEARS	500	2377	4.8	63	14
OPPONENTS	427	1704	4.0	46	17

RECEIVING	No	Yds	Avg	Lg	TD
Gordon	29	477	16.5	51	4
Piccolo	28	291	10.4	44	0
Denney	23	247	10.7	46	2
Wallace	19	281	14.8	27	2
Bull	17	145	8.5	24	0
Sayers	15	117	7.8	21	0
Turner	14	208	14.9	80	2
Lyle	5	32	6.4	13	0
Kurek	4	50	12.5	23	0
Hull	4	20	5.0	9	0
BEARS	158	1868	10.6	80	10
OPPONENTS	172	2893	15.5	99t	25

PUNTING	No	Yds	Avg	Net	TB	In	Lg	B
Green	27	1142	42.3				58	1
Kilgore	35	1231	35.2				50	2
Lyle	4	144	33.5				39	0

BEARS	66	2508	38.0					58	3
OPPONENTS	66	2640	40.1					63	0

INTS	No	Yds	Avg	Lg	TD
McRae	4	41	10.3	22	0
R. Taylor	3	96	32.0	96t	1
Butkus	3	14	4.7	14	0
Phillips	2	23	11.5	17	0
Petitbon	2	18	9.0	18	0
Buffone	1	21	21.0	21	0
Gentry	1	7	7.0	7	0
Evey	1	6	6.0	6	0
J. Taylor	1	0	0.0	0	0
BEARS	18	226	12.6	96t	1
OPPONENTS	21	260	12.4	50	1

KO RETURNS	No	Yds	Avg	Lg	TD
Turner	20	363	18.2	33	0
Sayers	17	461	27.1	46	0
Childs	8	291	36.4	88	0
Kurek	4	48	12.0	20	0
Gordon	3	97	32.3	37	0
Wallace	3	80	26.7	42	0
Butkus	2	30	15.0	28	0
Kuchenberg	1	0	0.0	0	0
BEARS	58	1370	23.6	88	0
OPPONENTS	54	968	17.9	41	0

PUNT RET.	Ret	FC	Yds	Avg	Lg	TD
Turner	9	17	19	2.1	12	0
Wallace	6	3	27	4.5	9	0
Sayers	2	3	29	14.5	18	0
Gordon	1	1	5	5.0	5	0
Hazelton	1	0	1	1.0	1	0
BEARS	19	24	81	4.3	18	0
OPPONENTS	28	19	120	4.3	40	0

Fgs	1-19	20-29	30-39	40-49	50+
Percival	7/	6/	5/	6/	1/
BEARS	7/	6/	5/	6/	1/
OPPONENTS	2/	2/	4/	3/	0/
Percival:	43, 31, 33, 39, 31, 28, 15, 14, 12, 42, 21, 47, 10, 43, 42, 15, 34, 14, 20, 50, 46, 20, 20, 14, 26				
OPPONENTS:	37,43,30,37,44,38,19,20,21,49,19				

DEFENSE	T	S	A	FF	FR	PR	PD	SA	Int
(Top 9)									
Butkus	127	55	NA	1	NA	NA	0.0	3	
Buffone	92	34	NA	1	NA	NA	9.0	1	
Evey	52	36	NA	0	NA	NA	8.0	1	
R. Taylor	47	11	NA	0	NA	NA	0.0	3	
Phillips	35	20	NA	0	NA	NA	9.0	2	
J. Taylor	35	9	NA	1	NA	NA	0.0	1	
McRae	32	9	NA	0	NA	NA	7.0	4	
Johnson	26	19	NA	0	NA	NA	5.0	0	
Cornish	23	11	NA	0	NA	NA	0.0	0	
SACKS:	Buffone 9.0, Phillips 9.0, Evey 8.0, McRae 7.0, Johnson 5.0								
TEAM:	30.0; OPPONENTS: 24.0								

USUAL STARTERS

Offense	Defense	Team Stats	Bears	Avg
WR..... Dick Gordon	RE..... Lloyd Phillips	Total Yards.....	4058	289.9
LT..... Randy Jackson	RT..... Dick Evey	Rushing Yards.....	2377	169.8
LG..... George Seals	LT..... John Johnson	Passing Yards.....	1681	120.1
C..... Mike Pyle	LE..... Ed O'Bradovich	Points Scored.....	250	17.9
RG..... James Cadile	WLB..... James Purnell			
RT..... Bob Wetoska	MLB..... Dick Butkus			
TE..... Austin Denney	SLB..... Doug Buffone	Total Yards.....	4371	312.2
WR..... Cecil Turner	RCB..... Joe Taylor	Rushing Yards.....	1704	121.7
QB..... Jack Concannon	LCB..... Bennie McRae	Passing Yards.....	2667	190.5
RB..... Gale Sayers	SS..... Richie Petitbon	Points Scored.....	333	23.8
FB..... Ronnie Bull	FS..... Roosevelt Taylor			

1969 CHICAGO BEARS STATISTICS

Record: 1-13, .071

4th Place, NFC Central

Head Coach: Jim Dooley

09/21	L	0-17	at Green Bay	50,861
09/28	L	17-20	at St. Louis	50,039
10/05	L	24-28	at N. Y. Giants	62,583
10/12	L	0-31	MINNESOTA	45,757
10/19	L	7-13	at Detroit	54,732
10/26	L	7-9	L.A. RAMS	45,985
11/02	L	14-31	at Minnesota	47,900
11/09	W	38-7	PITTSBURGH	45,851
11/16	L	31-48	at Atlanta	53,722
11/23	L	21-24	BALTIMORE	45,455
11/30	L	24-28	CLEVELAND	45,050
12/06	L	21-42	at San Francisco	32,826
12/14	L	3-21	GREEN BAY	45,216
12/21	L	3-20	DETROIT	41,879

	Bears	Opp
TOTAL FIRST DOWNS	237	208
Rushing	120	89
Passing	97	98
Penalty	20	21
3rd Down: Made/Att	NA	NA
3rd Down Pct.	NA	NA
4th Down: Made/Att	NA	NA
4th Down Pct.	NA	NA
TOTAL NET YARDS	3568	3881
Avg. Per Game	255	278
Total Plays	901	769
Avg. Per Play	3.9	5.1
NET YARDS RUSHING	2078	1900
Avg. Per Game	148	136
Total Rushes	462	440
NET YARDS PASSING	1490	1981
Avg. Per Game	106	142
Sacked/Yards Lost	55/439	33/258
Gross Yards	1929	2239
Att./Comp.	384/193	296/150
Completion Pct.	50.1	50.7
Had Intercepted	21	16
PUNTS/AVERAGE	76/39.0	59/41.7
NET PUNTING AVG.	NA	NA
PENALTIES/YARDS	89/940	66/612
FUMBLES/BALL LOST	27/17	21/11
TOUCHDOWNS	26	43
Rushing	14	17
Passing	11	23
Returns	1	3

PASSING	Att	Cmp	Yds	Cmp%	Yd/Att	TD	TD%	Int	Int%	Lg	Sack/Lost	Rating
Concannon	160	87	783	54.4	4.89	4	2.5	8	5.0	38	14/104	55.3
Douglass	148	68	773	45.9	5.22	5	3.4	8	5.4	48	37/312	50.9
Carter	71	36	343	50.7	4.83	2	2.8	5	7.0	41	3/20	44.5
Green	2	2	30	100.0	15.00	0	0.0	0	0.0	19	0/0	118.8
Bull	1	0	0	0.0	0.00	0	0.0	0	0.0	0	0/0	39.6
Sayers	2	0	0	0.0	0.00	0	0.0	0	0.0	0	1/3	39.6
BEARS	384	193	1929	50.1	5.02	11	2.9	21	5.5	48	55/439	51.7
OPPONENTS	296	150	2239	50.7	7.56	23	7.8	16	5.4	77	33/258	79.2

Score by Period	1	2	3	4	Tot
BEARS	30	86	57	37	210
OPPONENTS	79	88	76	96	339

SCORING	TDs:Ru-Pa-R	K-PAT	FG	S	Pts			
Percival	0	0	0	26/26	8/21	0	50	
Sayers	8	8	0	0	0	48		
Wallace	5	0	5	0	0	30		
Gordon	4	0	4	0	0	24		
Piccolo	3	2	1	0	0	18		
Douglass	2	2	0	0	0	12		
Concannon	1	1	0	0	0	6		
Denney	1	0	1	0	0	6		
Hull	1	1	0	0	0	6		
Youngblood	1	0	0	1	0	6		
BEARS	26	14	11	1	26/26	8/21	0	210
OPPONENTS	43	17	23	3	42/42	13/27	0	339

RUSHING	No	Yds	Avg	Lg	TD
Sayers	236	1032	4.4	28	8
Douglass	51	408	8.0	39	2
Bull	44	187	4.3	16	0
Piccolo	45	148	3.3	15	2
Hull	29	81	2.8	14	1
Concannon	22	62	2.8	30	1
Montgomery	15	52	3.5	6	0
Gordon	2	28	14.0	22	0
Kurek	8	24	3.0	6	0
Carter	4	19	4.8	11	0
Green	1	17	17.0	17	0
Wallace	4	16	4.0	15	0
Denney	1	4	4.0	4	0
BEARS	462	2078	4.5	39	14
OPPONENTS	440	1900	4.3	80	17

RECEIVING	No	Yds	Avg	Lg	TD
Wallace	47	553	11.8	45	5
Gordon	36	414	11.5	41	4
Denney	22	203	9.2	29	1
Piccolo	17	143	8.4	25	1
Sayers	17	116	6.8	25	0
Bull	14	91	6.5	17	0
Simmons	13	178	13.0	48	0
Hull	12	63	5.3	29	0
Ogden	7	100	14.3	21	0
Kurek	4	30	7.5	13	0
Montgomery	2	8	4.0	6	0
Turner	1	19	19.0	19	0
Lyle	1	11	11.0	11	0
BEARS	193	1929	10.0	48	11
OPPONENTS	150	2239	14.9	77	23

PUNTING	No	Yds	Avg	Net	TB	In	Lg	B
Green	76	2964	39.0				59	0
BEARS	76	2964	39.0				59	0
OPPONENTS	59	2460	41.7				72	

INTS	No	Yds	Avg	Lg	TD
J. Taylor	3	37	12.3	23	0
Daniels	3	37	12.3	32	0
Youngblood	3	22	7.3	22	1
Butkus	2	13	6.5	11	0
Buffone	2	12	6.0	12	0
Lyle	1	10	10.0	10	0
Pride	1	1	1.0	1	0
McRae	1	0	0.0	0	0
BEARS	16	132	8.3	32	1
OPPONENTS	21	NA	NA	44	0

KO RETURNS	No	Yds	Avg	Lg	TD
Sayers	14	339	24.2	52	0
Lyle	11	248	22.5	32	0
Turner	10	326	32.6	74	0
Gordon	6	105	17.5	27	0
Kurek	4	66	16.5	20	0
Butkus	3	28	9.3	28	0
Seals	2	20	10.0	20	0
Holman	1	0	0.0	0	0
Kuechenberg	1	0	0.0	0	0
BEARS	52	1132	21.8	74	0
OPPONENTS	38	921	24.3	86	1

PUNT RET.	Ret	FC	Yds	Avg	Lg	TD
Lyle	12	1	78	6.5	27	0
Piccolo	9	5	43	4.8	15	0
Turner	8	2	32	4.0	12	0
Gordon	1	0	11	11.0	11	0
Sayers	0	1	0	0.0	0	0
BEARS	30	9	164	5.47	27	0
OPPONENTS	28	NA	106	3.75	24	0

FGs	1-19	20-29	30-39	40-49	50+
Percival	1/	3/	4/	0/	0/
BEARS	1/	3/	4/	0/	0/
OPPONENTS	3/	4/	3/	3/	0/
Percival	34,10,37,27,35,21,25,38				
OPPONENTS	32,24,20,46,28,23,11,48,30,17,17,43,31				

DEFENSE (Top 6)	T	S	A	FF	FR	PD	Sa	Int
Buffone	68	NA	NA	NA	NA	NA	3.0	2
Taylor	41	30	11	NA	NA	NA	0.0	3
Holman	40	14	26	NA	NA	NA	0.0	0
Evay	39	3	36	NA	NA	NA	6.0	0
O'Bradovich	35	14	21	NA	NA	NA	0.0	0
McRae	25	20	5	NA	NA	NA	0.0	1

SACKS: Evay 6.0, Buffone, 3.0
TEAM 33.0, OPPONENTS 55.0

USUAL STARTERS

Offense	Defense
WR.....Bob Wallace	RE.....Ed O'Bradovich
LT.....Randy Jackson	RT.....Willie Holman
LG.....George Seals	LT.....Frank Cornish
C.....Mike Pyle	LE.....Dick Evay
RG.....James Cadile	WLB.....Rudy Kuechenberg
RT.....Rufus Mayes	MLB.....Dick Butkus
TE.....Austin Denney	SLB.....Doug Buffone
WR.....Dick Gordon	RCB.....Joe Taylor
QB.....Bobby Douglass	LCB.....Bennie McRae
RB.....Gale Sayers	SS.....George Youngblood
FB.....Ronnie Bull	FS.....Dick Daniels

Team Stats	Bears	Avg
Total Yards.....	3568	254.9
Rushing Yards.....	2078	148.4
Passing Yards.....	1490	106.4
Points Scored.....	210	15.0
	Opp	Avg
Total Yards.....	3881	277.2
Rushing Yards.....	1900	135.7
Passing Yards.....	1981	141.5
Points Scored.....	339	19.7



1970 CHICAGO BEARS STATISTICS

Record: 6-8, .429**3rd Place, NFC Central****Head Coach: Jim Dooley**

09/19 W 24-16	at N.Y. Giants	62,936
09/27 W 20-16	PHILADELPHIA	53,643
10/05 L 14-28	at Detroit	58,210
10/11 L 0-24	MINNESOTA	45,405
10/18 L 7-20	SAN DIEGO	45,278
10/25 L 10-16	DETROIT	45,632
11/01 W 23-14	at Atlanta	58,850
11/08 L 16-37	SAN FRANCISCO	45,607
11/15 L 19-20	at Green Bay	56,263
11/22 W 31-13	BUFFALO	41,015
11/29 L 20-21	at Baltimore	60,240
12/05 L 13-16	at Minnesota	47,900
12/13 W 35-17	GREEN BAY	44,957
12/20 W 24-3	at New Orleans	63,518

	Bears	Opp
TOTAL FIRST DOWNS	179	234
Rushing	83	83
Passing	76	133
Penalty	20	18
3rd Down: Made/Att	NA	NA
3rd Down Pct.	NA	NA
4th Down: Made/Att	NA	NA
4th Down Pct.	NA	NA
TOTAL NET YARDS	3265	4067
Avg. Per Game	233.2	290.5
Total Plays	908	895
Avg. Per Play	4.0	4.5
NET YARDS RUSHING	1092	1471
Avg. Per Game	78.0	105.1
Total Rushes	353	459
NET YARDS PASSING	2173	2596
Avg. Per Game	135.9	171.7
Sacked/Yards Lost	33/258	42/329
Gross Yards	2431	2925
Att./Comp.	422/210	394/233
Completion Pct.	49.8	59.1
Had Intercepted	23	17
POINTS/AVERAGE	84/40.8	87/37.6
NET PUNTING AVG.	NA	NA
PENALTIES/YARDS	NA	NA
FUMBLES/BALL LOST	29/14	27/13
TOUCHDOWNS	28	31
Rushing	3	11
Passing	21	18
Returns	4	2

PASSING	Att	Cmp	Yds	Cmp%	Yd/Att	TD	TD%	Int	Int%	Lg	Sack/Lost	Rating
Concannon	385	194	2130	50.4	5.55	16	4.2	18	4.7	69	24/206	61.5
Douglass	30	12	218	40.0	7.27	4	13.3	3	10.0	53	7/46	65.7
Green	2	2	37	100.0	18.50	0	0.0	0	0.0	34	0/0	118.8
Bull	4	2	46	50.0	11.50	1	25.0	1	25.0	34	0/0	91.7
Nix	1	0	0	0.0	0.00	0	0.0	1	100.0	0	1/2	39.6
Lyle	0	0	0	0.0	0.00	0	0.0	0	0.0	0	1/4	-
BEARS	422	210	2431	49.8	5.76	21	5.0	23	5.5	69	33/258	61.4
OPPONENTS	394	233	2925	59.1	7.42	18	4.6	17	4.3	79	42/329	79.5

Score by Period	1	2	3	4	Tot
BEARS	82	57	37	73	256
OPPONENTS	48	60	82	78	261

SCORING	TDs:Ru-Pa-R K-PAT	FG	S	Pts
Percival	0 0 0	0	28/28/20/34	0 88
Gordon	13 0 13	0		0 78
Seymour	4 0 4	0		0 24
Turner	4 0 4	0		0 24
Concannon	2 2 0	0		0 12
Farmer	2 0 2	0		0 12
Coady	1 0 1	0		0 6
Ogden	1 0 1	0		0 6
Shy	1 1 0	0		0 6
BEARS	28 3 21	4	28/28/20/34	0 256
OPPONENTS	31 11 18	2	27/27/16/29	0 261

RUSHING	No	Yds	Avg	Lg	TD
Montgomery	62	229	3.7	38	0
Shy	79	227	2.9	45	1
Bull	68	214	3.2	28	0
Concannon	42	136	3.2	16	2
Hull	32	99	3.1	13	0
Sayers	23	52	2.3	15	0
Baynham	26	68	2.6	9	0
Kurek	6	24	4.0	11	0
Douglass	7	22	3.1	7	0
Gordon	4	17	4.3	7	0
Green	1	7	7.0	7	0
Turner	3	-3	-1.0	0	0
BEARS	353	1092	3.1	45	3
OPPONENTS	459	1471	3.2	23	11

RECEIVING	No	Yds	Avg	Lg	TD
Gordon	71	1026	14.5	69	13
Farmer	31	496	16.0	60	2
Wallace	15	160	10.7	33	0
Montgomery	14	75	5.4	17	0
Bull	13	60	4.6	17	0
Hull	13	44	3.4	17	0
Baynham	12	43	3.6	13	0
Shy	10	147	14.7	64	0
Hester	7	54	7.7	16	0
Seymour	6	145	24.2	53	4
Coady	6	44	7.3	14	1
Cole	3	47	15.7	34	0
Kurek	3	11	3.7	5	0
Turner	2	43	21.5	34	0
Ogden	1	6	6.0	6	1
Percival	1	19	19.0	19	0
Lyle	1	5	5.0	5	0
Sayers	1	-6	-6.0	-6	0
BEARS	210	2431	10.3	69	21
OPPONENTS	233	2925	11.1	79	18

PUNTING	No	Yds	Avg	Net	TB	In	Lg	B
Green	83	3395	40.9				56	0
Lyle	1	29	29.0				29	0
BEARS	84	3424	40.8				56	0
OPPONENTS	87	3271	37.6				62	

INTS	No	Yds	Avg	Lg	TD
Buffone	4	33	8.3	16	0
Butkus	3	0	0.0	0	0
Taylor	2	18	9.0	18	0
Brupbacher	2	17	8.5	7	0
Clark	1	32	32.0	32	0
Davis	1	0	0.0	0	0
McRae	1	0	0.0	0	0
Seals	1	0	0.0	0	0
BEARS	17	100	5.9	32	0
OPPONENTS	23	NA	NA	43	1

KO RETURNS	No	Yds	Avg	Lg	TD
Smith	28	651	23.2	46	0
Turner	23	752	32.7	96	4
Montgomery	4	69	17.3	21	0
Butkus	1	0	0.0	0	0
BEARS	56	1472	26.3	96	4
OPPONENTS	47	935	19.9	32	0

PUNT RET.	Ret	FC	Yds	Avg	Lg	TD
Smith	33	1	128	3.9	15	0
Cole	14	1	83	5.9	15	0
Lyle	9	3	37	4.1	10	0
Turner	1	0	0	0.0	0	0
BEARS	57	5	246	4.3	15	0
OPPONENTS	40	NA	268	6.7	76	0

FBS	1-19	20-29	30-39	40-49	50+
Percival	4/	5/	9/	1/	1/
BEARS	4/	5/	9/	1/	1/
OPPONENTS	2/	5/	2/	7/	0/
Percival:	28,17,36,11,30,47,31,36,37,19,23,38,13,31,37,28,27,33,24,50				
OPPONENTS:	25,20,45,42,22,43,49,31,40,17,49,21,23,10,32,47				

DEFENSE	(Top 10)	T	S	A	FF	FR	PD	Sa	Int
Butkus	132	48	84	NA	2	NA	0	0	3
Buffone	90	40	50	NA	0	NA	0	0	4
Caffey	82	41	41	NA	0	NA	0	0	0
Holman	79	31	48	NA	0	NA	12	0	0
Seals	54	22	32	NA	1	NA	5	0	1
Clark	44	18	26	NA	0	NA	0	0	1
Staley	42	6	36	NA	0	NA	7	0	0
McRae	37	10	27	NA	0	NA	0	0	1
Daniels	33	14	19	NA	0	NA	0	0	0
O'Bradovich	27	19	8	NA	0	NA	8	0	0
SACKS:	Holman 12.0, O'Bradovich 8.0, Staley 7.0, Seals 5.0								
TEAM 42.0, OPPONENTS 33.0									

USUAL STARTERS

Offense	Defense	Team Stats	Bears	Avg
WR.....Dick Gordon	RE.....Ed O'Bradovich	Total Yards.....	3265	233.2
LT.....Randy Jackson	RT.....Bill Staley	Rushing Yards.....	1092	78.0
LG.....Glen Holloway	LT.....George Seals	Passing Yards.....	2173	155.2
C.....Bob Hyland	LE.....Willie Holman	Points Scored.....	256	18.3
RG.....James Cadlie	WLB.....Lee Roy Caffey			
RT.....Wayne Mass	MLB.....Dick Butkus			
TE.....Rich Coady	SLB.....Doug Buffone	Total Yards.....	4067	290.5
WR.....George Farmer	RCB.....Joe Taylor	Rushing Yards.....	1471	105.1
QB.....Jack Concannon	LCB.....Bennie McRae	Passing Yards.....	2596	185.4
RB.....Ross Montgomery	SS.....Phil Clark	Points Scored.....	261	18.6
FB.....Ronnie Bull	FS.....Dick Daniels			

1971 CHICAGO BEARS STATISTICS

Record: 6-8, .429**3rd Place, NFC Central****Head Coach: Jim Dooley**

09/19	W	17-15	PITTSBURGH	55,049
09/26	W	20-17	at Minnesota	47,900
10/03	L	3-17	at L.A. Rams	66,957
10/10	W	35-14	NEW ORLEANS	55,049
10/17	L	0-13	at San Francisco	44,133
10/24	W	28-23	at Detroit	54,418
10/31	W	23-19	DALLAS	55,049
11/07	L	14-17	GREEN BAY	55,049
11/14	W	16-15	WASHINGTON	55,049
11/21	L	3-28	DETROIT	55,049
11/29	L	3-34	at Miami	75,312
12/05	L	3-6	at Denver	51,200
12/12	L	10-31	at Green Bay	56,263
12/19	L	10-27	MINNESOTA	55,049

	Bears	Opp
TOTAL FIRST DOWNS	189	234
Rushing	75	99
Passing	99	117
Penalty	15	18
3rd Down: Made/Att	NA	NA
3rd Down Pct.	NA	NA
4th Down: Made/Att	NA	NA
4th Down Pct.	NA	NA
TOTAL NET YARDS	3336	4520
Avg. Per Game	238.3	322.9
Total Plays	857	899
Avg. Per Play	3.9	5.0
NET YARDS RUSHING	1434	2116
Avg. Per Game	102.4	151.4
Total Rushes	365	509
NET YARDS PASSING	1902	2404
Avg. Per Game	135.9	171.7
Sacked/Yards Lost	49/392	28/203
Gross Yards	2294	2607
Att./Comp.	443/186	362/192
Completion Pct.	41.9	53.0
Had Intercepted	28	22
PUNTS/AVERAGE	77/40.1	66/40.8
NET PUNTING AVG.	NA	NA
PENALTIES/YARDS	78/746	78/819
FUMBLES/BALL LOST	28/18	36/23
TOUCHDOWNS	20	29
Rushing	6	14
Passing	12	12
Returns	2	3

PASSING	Att	Cmp	Yds	Cmp%	Yd/Att	TD	TD%	Int	Int%	Lg	Sack/Lost	Rating
Douglass	225	91	1164	40.4	5.17	5	2.2	15	6.7	64	30/235	37.0
Nix	137	51	760	37.2	5.55	6	4.4	10	7.3	41	10/91	40.4
Concannon	77	42	334	54.5	4.34	0	0.0	3	3.9	28	8/61	49.4
Shy	1	1	23	100.0	23.00	1	100.0	0	0.0	23t	1/5	158.3
Green	2	1	13	50.0	6.50	0	0.0	0	0.0	13	0/0	70.8
Wallace	1	0	0	0.0	0.00	0	0.0	0	0.0	0	0/0	39.6
BEARS	443	186	2294	41.9	5.18	12	2.7	28	6.3	64	49/392	41.3
OPPONENTS	362	192	2607	53.0	7.20	12	3.3	22	6.1	77	28/203	62.0

Score by Period	1	2	3	4	Tot
BEARS	34	57	25	69	185
OPPONENTS	63	96	60	57	276

SCORING	TDs:Ru-Pa-R	K-PAT	FG	S	Pts		
Percival	0	0	0	18/18	15/33	0	63
Farmer	5	0	5	0		0	30
Gordon	5	0	5	0		0	30
Douglass*	3	3	0	0	1/1	0	19
Shy	2	2	0	0		0	12
Wallace	2	0	2	0		0	12
Pinder	1	1	0	0		0	6
Brupbacher	1	0	0	1		0	6
Seals	1	0	0	1		0	6
Butkus**	0	0	0	0	1/1	0	1
BEARS	20	6	12	2	20/20	15/33	0
OPPONENTS	29	14	12	3	28/29	24/39	1

*Douglass conversion on a run

**Butkus conversion on pass from Douglass

RUSHING	No	Yds	Avg	Lg	TD
Shy	116	420	3.6	21	2
Pinder	63	311	4.9	40	1
Douglass	39	284	7.0	30	3
Grabowski	51	149	2.9	9	0
Jo. Moore	29	90	3.1	12	0
Tucker	32	82	2.6	21	0
Sayers	13	38	2.9	9	0
Buffone	1	19	19.0	19	0
Harrison	5	13	2.6	12	0
Nix	9	12	1.3	14	0
Farmer	1	11	11.0	11	0
Concannon	5	5	1.0	2	0
Wallace	1	0	0.0	0	0
BEARS	365	1434	3.9	40	6
OPPONENTS	509	2116	4.1	52	14

RECEIVING	No	Yds	Avg	Lg	TD
Farmer	46	737	16.0	64	5
Gordon	43	610	14.2	45	5
Wallace	27	400	14.8	58	2
Shy	19	163	8.6	25	0
Grabowski	17	100	5.9	25	0
Tucker	11	65	5.9	21	0
Pinder	10	51	5.1	14	0
Seymour	5	75	15.0	21	0
Thomas	3	40	13.3	28	0
Jo. Moore	2	22	11.0	18	0
Harrison	2	18	9.0	12	0
Turner	1	13	13.0	13	0
BEARS	186	2294	12.3	64	12
OPPONENTS	192	2607	13.6	77	12

PUNTING	No	Yds	Avg	Net	TB	In	Lg	B
Green	77	3088	40.1				60	0
BEARS	77	3088	40.1				60	0
OPPONENTS	66	2693	40.8				60	

INTS	No	Yds	Avg	Lg	TD
Ford	5	46	9.2	24	0
Butkus	4	9	2.3	9	0
Taylor	3	69	23.0	39	0
Smith	3	48	16.0	27	0
Buffone	2	27	13.5	18	0
Brupbacher	2	34	17.0	34	0
Lyle	1	29	29.0	29	0
Gunn	1	5	5.0	5	0
Jeter	1	0	0.0	0	0
BEARS	22	267	12.1	39	0
OPPONENTS	28	465	16.6	89	1

KO RETURNS	No	Yds	Avg	Lg	TD
Turner	31	639	20.6	40	0
Smith	26	671	25.8	41	0
Butkus	2	15	7.5	12	0
BEARS	59	1325	22.5	41	0
OPPONENTS	32	818	25.6	102t	1

PUNT RET.	Ret	FC	Yds	Avg	Lg	TD
Smith	26	4	194	7.5	43	0
Turner	9	5	63	7.0	21	0
Lyle	1	0	5	5.0	5	0
BEARS	36	9	262	7.4	43	0
OPPONENTS	31	22	172	5.5	38	0

FGs	1-19	20-29	30-39	40-49	50+
Percival	4/	1/	5/	5/	0/
BEARS	4/	1/	5/	5/	0/
OPPONENTS	6/	9/	6/	3/	0/
Percival:	33,45,45,36,44,38,35,15,42,9,41,15				
	34,12,22				
OPPONENTS:	32,29,42,14,23,9,15,28,49,29,10, 22, 30,12,37,9,27,43,35,37,33,27,25,27				

DEFENSE	(Top 10)	T	S	A	FF	FR	PD	Sa	Int
Butkus	117	68	49	3	3	NA	1.0	4	
Holman	79	38	41	5	2	NA	9.0	0	
Buffone	76	67	9	2	1	NA	1.0	2	
Seals	74	59	15	0	1	NA	8.0	0	
Brupbacher	61	50	11	3	3	NA	0.0	2	
Smith	51	26	25	2	1	NA	0.0	3	
O'Bradovich	49	30	19	2	1	NA	7.0	0	
Ford	47	26	21	2	1	NA	0.0	5	
Taylor	47	13	34	0	1	NA	0.0	3	
Staley	37	20	17	0	1	NA	0.0	0	

SACKS: Holman 9.0, Seals 8.0, O'Bradovich 7.0, McGee 2.0, Buffone 1.0, Butkus 1.0

TEAM 28.0, **OPPONENTS** 49.0

USUAL STARTERS

Offense	Defense
WR..... Dick Gordon	RE..... Ed O'Bradovich
LT..... Randy Jackson	RT..... Bill Staley
LG..... Glen Holloway	LT..... George Seals
C..... Rich Coady	LE..... Willie Holman
RG..... James Cadile	WLB..... Ross Brupbacher
RT..... Steve Wright	MLB..... Dick Butkus
TE..... Bob Wallace	SLB..... Doug Buffone
WR..... George Farmer	RCB..... Joe Taylor
QB..... Bobby Douglass	LCB..... Charlie Ford
RB..... Don Shy	SS..... Ron Smith
FB..... Jim Grabowski	FS..... Jerry Moore

RANKINGS

Team Stats	Bears	Avg	Rank
Total Yards.....	3336	238.3	-
Rushing Yards.....	1434	102.4	23
Passing Yards.....	1902	135.9	18
Points Scored.....	185	13.2	25

	Opp	Avg	Rank
Total Yards.....	4520	322.9	-
Rushing Yards.....	2116	151.6	19
Passing Yards.....	2404	171.7	20
Points Scored.....	276	19.7	12



1972 CHICAGO BEARS STATISTICS

Record: 4-9-1, .321

4th Place, NFC Central

Head Coach: Abe Gibron

09/17 L 21-37	ATLANTA	55,701
09/24 T 13-13	L.A. RAMS	55,701
10/01 L 24-38	DETROIT	55,701
10/08 L 17-20	at Green Bay	56,263
10/15 W 17-0	at Cleveland	72,339
10/23 W 13-10	MINNESOTA	55,701
10/29 W 27-10	at St. Louis	50,464
11/05 L 0-14	at Detroit	54,418
11/12 L 17-23	GREEN BAY	55,701
11/19 L 21-34	SAN FRANCISCO	55,701
11/26 L 3-13	CINCINNATI	55,701
12/03 L 10-23	at Minnesota	49,784
12/10 W 21-12	at Philadelphia	65,720
12/17 L 21-28	at Oakland	54,711

	Bears	Opp
TOTAL FIRST DOWNS	190	224
Rushing	124	96
Passing	54	108
Penalty	12	20
3rd Down: Made/Att	62/181	76/192
3rd Down Pct.	34.3	39.6
4th Down: Made/Att	NA	NA
4th Down Pct.	NA	NA
TOTAL NET YARDS	3468	3923
Avg. Per Game	247.7	280.2
Total Plays	773	841
Avg. Per Play	4.5	4.7
NET YARDS RUSHING	2360	1751
Avg. Per Game	168.6	125.1
Total Rushes	536	476
NET YARDS PASSING	1108	2172
Avg. Per Game	79.1	155.1
Sacked/Yards Lost	32/175	23/173
Gross Yards	1283	2345
Att./Comp.	205/78	342/180
Completion Pct.	38.0	52.6
Had Intercepted	13	21
PUNTS/AVERAGE	67/41.2	62/41.2
NET PUNTING AVG.	NA	NA
PENALTIES/YARDS	74/574	69/644
FUMBLES/BALL LOST	40/22	37/14
TOUCHDOWNS	27	31
Rushing	15	11
Passing	9	16
Returns	3	4

PASSING	Att	Cmp	Yds	Cmp%	Yd/Att	TD	TD%	Int	Int%	Lg	Sack/Lost	Rating
Douglass	198	75	1246	37.9	6.29	9	4.5	12	6.1	85t	32/175	49.8
Green	2	1	23	50.0	11.50	0	0.0	1	50.0	23	0/0	52.1
Huarte	5	2	14	40.0	2.80	0	0.0	0	0.0	8	0/0	47.9
BEARS	205	78	1283	38.0	6.26	9	4.4	13	6.3	85t	32/175	48.1
OPPONENTS	342	180	2345	52.6	6.66	16	4.7	21	6.1	64t	23/173	64.5

Score by Period	1	2	3	4	Tot
BEARS	35	43	54	93	225
OPPONENTS	76	100	53	46	275

SCORING	TDs:Ru-Pa-R K-PAT	FG	S	Pts
Percival	0 0 0 0 26/26	12/24	0	62
Douglass	8 8 0 0	0	0	48
Thomas	4 0 3 1	0	0	24
Harrison	3 2 1 0	0	0	18
Pinder	3 3 0 0	0	0	18
Farmer	2 0 2 0	0	0	12
Parsons	1 0 1 0	0	0	6
Seymour	1 0 1 0	0	0	6
Lawson	1 1 0 0	0	0	6
Kosins	1 0 1 0	0	0	6
Smith	1 0 0 1	0	0	6
Shy	1 1 0 0	0	0	6
Brupbacher	1 0 0 1	0	0	6
Butkus*	0 0 0 0	1/1	0	1
BEARS	27 15 9 3	27/27	12/24	0 225
OPPONENTS	31 11 16 4	30/31	19/26	1 275

*Butkus conversion on pass from Douglass

RUSHING	No	Yds	Avg	Lg	TD
Douglass	141	968	6.9	75t	8
Harrison	167	622	3.7	19	2
Shy	91	342	3.8	22	1
Pinder	87	300	3.4	19	3
Lawson	33	106	3.2	14	1
Butkus	1	28	28.0	28	0
Thomas	5	13	2.6	8	0
Kosins	3	5	1.7	3	0
Turner	3	0	0.0	11	0
Parsons	1	0	0.0	0	0
Huarte	1	-2	-2.0	-2	0
Seymour	1	-9	-9.0	-9	0
Farmer	2	-13	-6.5	-2	0
BEARS	536	2360	4.4	75t	15
OPPONENTS	476	1751	3.7	45t	11

RECEIVING	No	Yds	Avg	Lg	TD
Thomas	20	365	18.3	44	3
Farmer	14	380	27.1	85t	2
Seymour	10	165	16.5	35t	1
Shy	10	109	10.9	28	0
Lawson	8	120	15.0	40	0
Harrison	8	30	3.8	20	1
Turner	3	71	23.7	36	0
Pinder	2	15	7.5	8	1
Wallace	1	13	13.0	13	0
Wallace	1	9	9.0	9	0
Parsons	1	6	6.0	6t	1
BEARS	78	1283	16.5	85t	9
OPPONENTS	180	2345	13.0	64t	16

PUNTING	No	Yds	Avg	Net	TB	In	Lg	B
Green	67	2758	41.2					58 0
BEARS	67	2758	41.2					58 0
OPPONENTS	62	2668	43.0					64 1

INTS	No	Yds	Avg	Lg	TD
Ford	7	104	14.9	43	0
Taylor	4	0	0.0	0	0
Butkus	2	19	9.5	14	0
Jeter	2	0	0.0	0	0
Lyle	2	52	26.0	35	0
Buffone	1	0	0.0	0	0
Brupbacher	1	11	11.0	11	0
Je. Moore	1	5	5.0	5	0
Smith	1	2	2.0	2	0
BEARS	21	193	9.2	43	0
OPPONENTS	13	104	8.0	NA	1

KO RETURNS	No	Yds	Avg	Lg	TD
Smith	30	924	30.8	94t	1
Turner	16	409	25.6	57	0
Clemons	2	53	26.5	27	0
Holloway	1	28	28.0	28	0
Butkus	1	15	15.0	15	0
Pinder	1	14	14.0	14	0
Horton	1	3	3.0	3	0
Thomas*	0	82	0.0	82t	1
BEARS	52	1528	29.4	94t	2
OPPONENTS	42	1025	24.4	89	0

*Thomas took handoff from Smith at STL (10/29)

PUNT RET.	Ret	FC	Yds	Avg	Lg	TD
Smith	26	3	163	6.3	29	0
Clemons	2	3	15	7.5	10	0
BEARS	28	6	178	6.4	29	0
OPPONENTS	24	26	126	5.3	32	0

FGs	1-19	20-29	30-39	40-49	50+
Percival	6/6	3/4	2/4	1/9	0/1
BEARS	6/6	3/4	2/4	1/9	0/1
OPPONENTS	4/4	7/8	6/8	1/3	1/3
Percival:()	(45N,196,45G)(156,41N)(126,48N,51N)(8G)(216,20G)(30N,126,32G)(35N,49N)(45N,38G)(48N)(9G)(45N,27G)(1)(23N,46N)				
OPPONENTS:	(226,39G,36G)(206,45G,47N)(35G)(26G,34N,37G)(1)(216,27N)(15G)(1)(51G,21G,21G)(1)(14G,39N,39G)(9G,14G,14G,30N)(33G,43N,54N)(1)				

DEFENSE	(Top 10)	T	S	A	FF	FR	PD	SA	Int
Butkus	190	106	84	NA	4	NA	1.0	2	
Buffone	158	96	62	NA	0	NA	1.0	1	
Brupbacher	122	66	56	NA	1	NA	3.0	1	
Osborne	82	54	28	NA	2	NA	5.0	0	
Ford	64	50	14	NA	1	NA	1.0	7	
Smith	58	44	14	NA	0	NA	0.0	1	
McGee	72	39	33	NA	0	NA	2.0	0	
Taylor	45	38	7	NA	0	NA	0.0	4	
Rice	53	34	19	NA	1	NA	3.0	0	
DeLong	50	28	22	NA	0	NA	3.0	0	
SACKS:	Osborne 5.0, Brupbacher 3.0, DeLong 3.0, Rice 3.0, Gunn 2.0, Horton 2.0, McGee 2.0, Buffone 1.0, Butkus 1.0, Line 1.0								
TEAM	23.0	OPPONENTS	32.0						

USUAL STARTERS											
Offense						Defense					
WR.....Jim Seymour						RE.....Steve DeLong					
LT.....Randy Jackson						RT.....Bill Line					
LG.....Glen Holloway						LT.....Jim Osborne					
C.....Rich Coady						LE.....Tony McGee					
RG.....Bob Newton						WLB.....Ross Brupbacher					
TE.....Bob Asher						MLB.....Dick Butkus					
RT.....Earl Thomas						SLB.....Doug Buffone					
WR.....George Farmer						RCB.....Joe Taylor					
QB.....Bobby Douglass						LCB.....Charlie Ford					
RB.....Cyril Pinder/Don Shy						SS.....Ron Smith					
FB.....Jim Harrison						FS.....Jerry Moore					

RANKINGS			
Team Stats	Bears	Avg	Rank
Total Yards.....	3468.....	247.7.....	-
Rushing Yards.....	2360.....	168.6.....	4
Passing Yards.....	1108.....	79.1.....	26
Points Scored.....	225.....	16.1.....	21
Opp Avg Rank			
Total Yards.....	3923.....	280.2.....	-
Rushing Yards.....	1751.....	125.1.....	8
Passing Yards.....	2172.....	155.1.....	11
Points Scored.....	275.....	19.6.....	15

1973 CHICAGO BEARS STATISTICS

Record: 3-11, .214**4th Place, NFC Central****Head Coach: Abe Gbron**

09/16 L 17-20	DALLAS	50,955
09/23 L 13-22	MINNESOTA	52,035
09/30 W 33-14	at Denver	51,159
10/07 L 16-21	at New Orleans	56,561
10/14 L 6-46	at Atlanta	47,342
10/21 L 10-13	NEW ENGLAND	47,643
10/28 W 35-14	HOUSTON	43,755
11/04 W 31-17	at Green Bay	53,231
11/12 L 7-19	at Kansas City	70,664
11/18 L 7-30	DETROIT	48,625
11/25 L 13-31	at Minnesota	46,430
12/02 L 0-26	L.A. RAMS	47,620
12/09 L 7-40	at Detroit	41,729
12/16 L 0-21	GREEN BAY	29,157

	Bears	Opp
TOTAL FIRST DOWNS	193	247
Rushing	97	138
Passing	77	90
Penalty	19	19
3rd Down: Made/Att	68/209	64/196
3rd Down Pct.	32.5	32.7
4th Down: Made/Att	NA	NA
4th Down Pct.	NA	NA
TOTAL NET YARDS	3129	4183
Avg. Per Game	223.5	298.8
Total Plays	848	898
Avg. Per Play	3.7	4.7
NET YARDS RUSHING	1907	2509
Avg. Per Game	136.2	179.2
Total Rushes	496	563
NET YARDS PASSING	1222	1674
Avg. Per Game	87.3	119.6
Sacked/Yards Lost	49/395	32/304
Gross Yards	1617	1978
Att./Comp.	303/136	303/156
Completion Pct.	44.9	51.5
Had Intercepted	16	14
PUNTS/AVERAGE	86/39.8	66/40.5
NET PUNTING AVG.	NA	NA
PENALTIES/YARDS	86/817	77/672
FUMBLES/BALL LOST	40/27	35/19
TOUCHDOWNS	22	37
Rushing	11	19
Passing	8	17
Returns	3	1

PASSING	Att	Cmp	Yds	Cmp%	Yd/Att	TD	TD%	Int	Int%	Lg	Sack/Lost	Rating
Douglass	174	81	1057	46.6	6.07	5	2.9	7	4.0	63	27/215	59.0
Hill	1	1	35	100.0	35.00	0	0.0	0	0.0	35	0/0	118.8
Huff	126	54	525	42.9	4.17	3	2.4	8	6.3	29t	22/180	36.6
Garrett	1	0	0	0.0	0.00	0	0.0	0	0.0	0	0/0	39.6
Thomas	1	0	0	0.0	0.00	0	0.0	1	100.0	0	0/0	0.0
BEARS	303	136	1617	44.9	5.34	8	2.6	16	5.3	63	49/395	48.5
OPPONENTS	303	156	1978	51.5	6.53	17	5.6	14	4.6	54t	32/304	71.6

Score by Period	1	2	3	4	Tot
BEARS	40	50	58	47	201
OPPONENTS	50	120	75	89	334

SCORING	TDs:Ru-Pa-R	K-PAT	FG	S	Pts			
Roder	0	0	0	11/11	8/16	0	35	
Douglass	5	5	0	0	0	0	30	
Garrett	5	5	0	0	0	0	30	
Percival	0	0	0	0	10/11	6/8	0	28
Thomas	4	0	4	0	0	0	24	
Harrison	3	1	2	0	0	0	18	
Hill	2	0	0	2	0	0	12	
Butkus	1	0	0	1	0	0	6	
Farmer	1	0	1	0	0	0	6	
Parsons	1	0	1	0	0	0	6	

RUSHING	No	Yds	Avg	Lg	TD
Garrett	175	655	3.8	35	5
Douglass	94	525	5.6	42	5
Harrison	100	370	3.7	17	1
Moore	58	191	3.3	25	0
Lawson	24	70	2.9	12	0
Kosins	24	65	2.7	7	0
Huff	11	22	2.0	8	0
Farmer	1	8	8.0	8	0
Sanderson	3	8	2.7	6	0
Thomas	1	5	5.0	5	0
Parsons	2	2	1.0	5	0
Hill	3	-14	-4.7	5	0
BEARS	496	1907	3.8	42	11
OPPONENTS	563	2509	4.5	53	19

RECEIVING	No	Yds	Avg	Lg	TD
Thomas	24	343	14.3	38	4
Garrett	23	292	12.7	39	0
Harrison	21	200	9.5	44t	2
Farmer	15	219	14.6	25	1
Cotton	13	186	14.3	63	0
Hill	10	119	11.9	18	0
Lawson	9	60	6.7	21	0
Reynolds	7	127	18.1	30	0
Sanderson	5	23	4.6	9	0
Kosins	4	8	2.0	10	0
Moore	3	17	5.7	6	0
Parsons	2	23	11.5	17	1
BEARS	136	1617	11.9	63	8
OPPONENTS	156	1978	12.7	54t	17

PUNTING	No	Yds	Avg	Net	TB	In	Lg	B
Green	82	3321	40.5				62	0
Parsons	4	106	26.5				33	0
BEARS	86	3427	39.8				62	0
OPPONENTS	66	2671	40.5				63	0

INTS	No	Yds	Avg	Lg	TD
Lyle	5	62	12.4	24	0
Buffone	3	22	7.3	22	0
Ford	2	50	25.0	41	0
Clemmons	2	30	15.0	30	0
Butkus	1	0	0.0	0	0
Ellis	1	12	12.0	12	0
BEARS	14	176	12.6	41	0
OPPONENTS	16	NA	20.9	NA	1

KO RETURNS	No	Yds	Avg	Lg	TD
Hill	27	637	23.6	95t	1
Garrett	16	486	30.4	67	0
Turner	8	127	15.9	84	0
Sanderson	2	44	22.0	25	0
Cotton	2	15	7.5	13	0
Parsons	2	15	7.5	15	0
Thomas*	0	12	0.0	12	0
Holloway	1	8	8.0	8	0
Osborne	1	0	0.0	0	0
BEARS	59	1344	22.8	95t	1
OPPONENTS	33	813	24.7	84	0

* Thomas took handoff from Hill at (10/17)

PUNT RET.	Ret	FC	Yds	Avg	Lg	TD
Hill	36	6	204	5.7	72	1
Moore	1	0	0	0.0	0	0
BEARS	37	6	204	5.5	72	1
OPPONENTS	40	26	294	7.4	42	0

FGs	1-19	20-29	30-39	40-49	50+
Percival	4/4	0/0	2/3	0/1	0/0
Roder	1/1	2/2	1/3	4/7	0/3
BEARS	5/5	2/2	3/6	4/8	0/3
OPPONENTS	6/6	6/6	8/12	5/12	0/2
Percival:	(33G)	(36N,31G,12G)	(12G,10G)	(10G,45N)	
Roder:	(47N)	(47G,42G)	(56N,17G,40G,28G)	(51N)	
	(30G)	(42N,37N)	(43G,24G,49G)	(39N)	(54N)
OPPONENTS:	(25G,36B,11G)	(41G,48N,25G,14G,11G,35G)	(41N,34N,33N,39N)	(23G,32G,33G)	
	(32G,11G,43N)	(25G)	(47G,17G,43G,42G,51N)	(26G,41N)	(41G,45N)
	(52N,30G,16G,39G,26G)	(36G,37G,48N)	(32N)		

DEFENSE								
(Top 10)	T	S	A	FF	FR	PD	Sa	Int
Chambers	132	101	31	NA	2	NA	9.0	0
Clemmons	115	91	24	NA	1	NA	0.0	2
Buffone	102	83	19	NA	1	NA	1.0	3
Lyle	88	72	16	NA	1	NA	0.0	5
Butkus	90	64	26	NA	1	NA	0.0	1
Osborne	70	52	18	NA	1	NA	10.0	0
Rives	68	60	8	NA	1	NA	1.0	0
Taylor	67	54	13	NA	0	NA	0.0	0
McGee	61	48	13	NA	4	NA	1.0	0
Clark	54	43	11	NA	1	NA	0.0	0
SACKS: Osborne 10.0, Chambers 9.0, Tom 5.0, Hrivnak 2.0, Buffone 1.0, Gunn 1.0, Holman 1.0, McGee 1.0, Rice 1.0, Rives 1.0,								
TEAM 32.0, OPPONENTS 49.0								

USUAL STARTERS											
Offense						Defense					
WR.....Earl Thomas						RE.....Mel Tom					
LT.....Randy Jackson						RT.....Wally Chambers					
LG.....Glen Holloway						LT.....Jim Osborne					
C.....Rich Coady						LE.....Tony McGee					
RG.....Bob Newton						WLB.....Bob Pifferini					
RT.....Bob Asher						MLB.....Dick Butkus					
TE.....Craig Cotton						SLB.....Doug Buffone					
WR.....George Farmer						RCB.....Joe Taylor					
QB.....Bobby Douglass						LCB.....Charlie Ford					
RB.....Carl Garrett						SS.....Craig Clemmons					
FB.....Jim Harrison						FS.....Garry Lyle					

RANKINGS		
Team Stats	Bears	Rank
Total Yards.....	3129	223.5
Rushing Yards.....	1907	136.2
Passing Yards.....	1222	87.3
Points Scored.....	195	13.9
	Opp	Avg
Total Yards.....	4183	298.8
Rushing Yards.....	2509	179.2
Passing Yards.....	1674	119.6
Points Scored.....	334	23.9



1974 CHICAGO BEARS STATISTICS

Record: 4-10, .286

4th Place, NFC Central

Head Coach: Abe Giron

09/15 W	17-9	DETROIT	55,202
09/22 L	21-23	N.Y. JETS	55,753
09/29 L	7-11	at Minnesota	46,619
10/06 W	24-10	NEW ORLEANS	55,753
10/13 L	10-13	at Atlanta	58,850
10/21 W	10-9	GREEN BAY	55,753
10/27 L	6-16	at Buffalo	80,024
11/03 L	0-17	MINNESOTA	55,753
11/10 L	3-20	at Green Bay	48,273
11/17 L	0-34	SAN FRANCISCO	55,753
11/24 L	17-34	at Detroit	47,376
12/01 W	16-13	N.Y. GIANTS	55,753
12/08 L	21-28	at San Diego	36,997
12/15 L	0-42	at Washington	54,395

	Bears	Opp
TOTAL FIRST DOWNS	203	231
Rushing	92	104
Passing	96	102
Penalty	15	25
3rd Down: Made/Att	66/218	68/203
3rd Down Pct.	30.3	33.5
4th Down: Made/Att	NA	NA
4th Down Pct.	NA	NA
TOTAL NET YARDS	3200	3818
Avg. Per Game	228.6	272.7
Total Plays	866	873
Avg. Per Play	3.7	4.4
NET YARDS RUSHING	1480	1739
Avg. Per Game	105.7	123.6
Total Rushes	434	519
NET YARDS PASSING	1720	2079
Avg. Per Game	122.9	149.1
Sacked/Yards Lost	36/359	25/171
Gross Yards	2079	2250
Att./Comp.	396/185	329/174
Completion Pct.	46.7	52.9
Had Intercepted	22	18
PUNTS/AVERAGE	91/37.7	77/38.5
NET PUNTING AVG.	88/37.0	77/32.2
PENALTIES/YARDS	88/679	74/601
FUMBLES/BALL LOST	35/15	28/14
TOUCHDOWNS	18	33
Rushing	10	17
Passing	8	12
Returns	0	4

Score by Period	1	2	3	4	OT	Tot
BEARS	40	27	34	51	0	152
OPPONENTS	44	102	49	84	0	279

SCORING	TDs:Ru-Pa-R	K-PAT	FG	S	Pts			
Roder	0	0	0	17/18	9/13	0	44	
Rather	3	0	3	0	0	0	18	
Grandberry	2	2	0	0	0	0	12	
Huff	2	2	2	0	0	0	12	
Garrett	2	1	1	0	0	0	12	
Harrison	1	1	0	0	0	0	6	
Douglass	1	1	0	0	0	0	6	
Kosins	1	1	0	0	0	0	6	
Williams	1	1	0	0	0	0	6	
C. Taylor	1	1	0	0	0	0	6	
Hill	1	0	1	0	0	0	6	
Parsons	1	0	1	0	0	0	6	
Wade	1	0	1	0	0	0	6	
Wheeler	1	0	1	0	0	0	6	
BEARS	18	10	8	0	17/18	9/13	0	152
OPPONENTS	33	17	12	4	29/33	16/23	2	279

RUSHING	No	Yds	Avg	Lg	TD
Grandberry	144	475	3.3	31	2
Garrett	96	346	3.6	19	1
Douglass	36	229	6.4	17	1
Williams	74	218	2.9	12	1
Harrison	36	94	2.6	16	1
Huff	23	37	1.6	11	2
Kosins	8	30	3.8	12	1
Barnes	1	19	19.0	19	0
C. Taylor	9	18	2.0	9	1
Gagnon	1	15	15.0	15	0
Rather	2	10	5.0	14	0
Hodgins	1	3	3.0	3	0
Rives	1	2	2.0	2	0
Pagac	1	-1	-1.0	-1	0
Wade	1	-15	-15.0	-15	0
BEARS	434	1480	3.4	31	10
OPPONENTS	519	1739	3.4	66	17

RECEIVING	No	Yds	Avg	Lg	TD
Wade	39	683	17.5	73t	1
Grandberry	30	212	7.1	40	0
Rather	29	400	13.8	59	3
Williams	25	167	6.7	13	0
Garrett	16	132	8.3	20	1
Kelly	8	100	12.5	24	0
Hill	7	109	15.6	28	1
Pagac	6	79	13.2	24	0
Wheeler	5	59	11.8	19	1
Farmer	5	45	9.0	17	0
Harrison	5	38	7.6	14	0
Gagnon	4	20	5.0	16	0
C. Taylor	3	23	7.6	8	0
Parsons	2	9	4.5	5	1
Kosins	1	3	3.0	3	0
BEARS	185	2079	11.2	73t	8
OPPONENTS	174	2250	12.9	69	12

PUNTING	No	Yds	Avg	Net	TB	In	Lg	B
Parsons	90	3408	37.8					59 1
Barnes	1	27	27.0					27 0
BEARS	91	3435	37.7					59 1
OPPONENTS	77	2961	38.5					61 0

INTS	No	Yds	Avg	Lg	TD
Clemmons	4	84	21.0	37	0
Lyle	3	57	19.0	36	0
Ellis	3	32	10.7	19	0
Montgomery	2	56	28.0	33	0
Knox	2	26	13.0	21	0
Bryant	2	11	5.5	11	0
J. Taylor	1	27	27.0	27	0
Buffone	1	0	0.0	0	0
BEARS	18	293	16.3	37	0
OPPONENTS	22	225	10.2	44	1

KO RETURNS	No	Yds	Avg	Lg	TD
C. Taylor	27	567	21.0	38	0
Grandberry	22	568	25.8	60	0
Pagac	3	53	17.6	21	0
Gagnon	2	32	16.0	16	0
Van Valkenburg	1	20	20.0	20	0
Gallagher	1	16	16.0	16	0
Kinney	1	0	0.0	0	0
BEARS	57	1256	22.0	69	0
OPPONENTS	35	700	20.0	33	0

PUNT RET.	Ret	FC	Yds	Avg	Lg	TD
Hill	33	NA	183	5.5	15	0
Knox	5	NA	35	7.0	12	0
Van Valkenburg	4	NA	22	5.5	14	0
Hodgins	2	NA	8	4.0	8	0
BEARS	44	NA	248	5.6	15	0
OPPONENTS	58	NA	633	10.9	95t	1

FGs	1-19	20-29	30-39	40-49	50+
Roder	0/0	4/5	3/5	2/3	0/0
BEARS	0/0	4/5	3/5	2/3	0/0
OPPONENTS	0/1	5/6	9/11	2/3	0/2
Roder:(29G)(46N)(30G)(37G)(23G)(42G,28G)(44G,20N,36N)(33N)(38G)(24G)(0)					
OPPONENTS:(53N)(19B,39G)(32G,31N)(23N,21G)(35G,31G)(34G,33G,36G)(47G,55N,36N,25G,36G)(23G)(45G,24G)(42B)(22G,32G)(0)(0)					

DEFENSE	(Top 10)	T	S	A	FF	FR	PD	SA	Int
Buffone	132	98	34	NA	NA	NA	0.0	1	
Clemmons	120	88	32	NA	NA	NA	0.0	4	
Gunn	117	80	37	NA	NA	NA	1.0	0	
Chambers	113	79	34	NA	NA	NA	6.0	0	
Bryant	110	69	41	NA	NA	NA	3.0	2	
Lyle	107	79	28	NA	NA	NA	0.0	3	
Ellis	96	80	16	NA	NA	NA	0.0	3	
Osborne	91	67	24	NA	NA	NA	3.0	0	
J. Taylor	68	51	17	NA	NA	NA	0.0	1	
Rives	65	37	28	NA	NA	NA	1.0	0	
SACKS: Chambers 6.0, Tom 4.0, Osborne 3.0, Bryant 3.0, Harris 2.0, Hrivnak 2.0, Gunn 1.0, Hultz 1.0, Knox 1.0, Rives 1.0, Gallagher 1.0									
TEAM 25.0, OPPONENTS 36.0									

PASSING	Att	Cmp	Yds	Cmp%	Yd/Att	TD	TD%	Int	Int%	Lg	Sack/Lost	Rating
Huff	283	142	1663	50.2	5.88	6	2.1	17	6.0	73t	24/260	60
Douglass	100	41	387	41.0	3.87	2	2.0	4	4.0	40	9/69	42.4
Barnes	9	2	29	22.2	3.22	0	0.0	1	11.1	24	3/30	0.9
Parsons	1	0	0	0.0	0.0	0	0.0	0	0.0	0	0/0	39.6
Hill	1	0	0	0.0	0.0	0	0.0	0	0.0	0	0/0	39.6
Hodgins	1	0	0	0.0	0.0	0	0.0	0	0.0	0	0/0	39.6
Rather	1	0	0	0.0	0.0	0	0.0	0	0.0	0	0/0	39.6
BEARS	396	185	2079	46.7	5.25	8	2.0	22	5.6	73	36/359	46.5
OPPONENTS	329	174	2250	52.9	6.84	12	3.6	18	5.5	69	25/171	64.0

USUAL STARTERS

Offense	Defense
WR.....Charles Wade	RE.....G. Hrivnak / M. Tom
LT.....Lionel Antoine	RT.....Wally Chambers
LG.....Ernie Janet	LT.....Jim Osborne
C.....Rich Coady	LE.....Dave Gallagher
RG.....Bob Newton	WLB.....Jimmy Gunn
TE.....Bob Asher	MLB.....D. Rives / W. Bryant
RT.....Fred Pagac	SLB.....Doug Buffone
WR.....Bo Rather	RCB.....Joe Taylor
QB.....Gary Huff	LCB.....Allan Ellis
RB.....Ken Grandberry	SS.....Craig Clemmons
FB.....Perry Williams	FS.....Garry Lyle

RANKINGS

Team Stats	Bears	Avg	Rank
Total Yards.....	3200.....	228.6.....	-
Rushing Yards.....	1480.....	105.7.....	23
Passing Yards.....	1720.....	122.9.....	23
Points Scored.....	152.....	10.9.....	25
	Opp	Avg	Rank
Total Yards.....	3818.....	272.7.....	-
Rushing Yards.....	1739.....	123.6.....	18
Passing Yards.....	2079.....	149.1.....	19
Points Scored.....	279.....	19.9.....	17

1975 CHICAGO BEARS STATISTICS

Record: 4-10, .286**T-3rd Place, NFC Central****Head Coach: Jack Pardee**

09/21 L 7-35	BALTIMORE	54,152
09/28 W 15-13	PHILADELPHIA	54,392
10/05 L 3-28	at Minnesota	48,446
10/12 L 7-27	at Detroit	74,032
10/19 L 3-34	at Pittsburgh	47,579
10/27 L 9-13	MINNESOTA	57,455
11/02 L 13-46	MIAMI	57,455
11/09 W 27-14	GREEN BAY	57,455
11/16 L 3-31	at San Francisco	47,484
11/23 L 10-38	at L.A. Rams	64,979
11/30 L 7-28	at Green Bay	56,267
12/07 W 25-21	DETROIT	53,234
12/14 L 20-34	ST. LOUIS	53,169
12/21 W 42-17	at New Orleans	51,142

	Bears	Opp
TOTAL FIRST DOWNS	190	282
Rushing	74	118
Passing	99	143
Penalty	17	21
3rd Down: Made/Att	53/198	87/222
3rd Down Pct.	26.8	39.2
4th Down: Made/Att	NA	NA
4th Down Pct.	NA	NA
TOTAL NET YARDS	3492	4576
Avg. Per Game	249.4	326.9
Total Plays	829	981
Avg. Per Play	4.2	4.7
NET YARDS RUSHING	1653	2070
Avg. Per Game	118.1	147.9
Total Rushes	441	547
NET YARDS PASSING	1839	2506
Avg. Per Game	131.4	179.0
Sacked/Yards Lost	32/330	35/319
Gross Yards	2169	2825
Att./Comp.	356/191	399/208
Completion Pct.	53.7	52.1
Had Intercepted	23	13
PUNTS/AVERAGE	94/39.0	86/41.4
NET PUNTING AVG.	NA	NA
PENALTIES/YARDS	100/881	78/723
FUMBLES/BALL LOST	35/17	29/14
TOUCHDOWNS	22	48
Rushing	11	25
Passing	9	22
Returns	2	1

PASSING	Att	Cmp	Yds	Cmp%	Yd/Att	TD	TD%	Int	Int%	Lg	Sack/Lost	Rating
Avellini	126	67	942	53.2	7.48	6	4.8	11	8.7	57	13/144	57.4
Huff	205	114	1083	55.6	5.28	3	1.5	9	4.4	49	16/168	57.1
Douglass	20	8	87	40.0	4.35	0	0.0	2	10.0	34	2/13	14.0
Adamle	2	2	57	100.0	28.50	0	0.0	0	0.0	44	1/5	119.0
Grim	1	0	0	0.0	0.00	0	0.0	0	0.0	0	0/0	39.6
Parsons	1	0	0	0.0	0.00	0	0.0	0	0.0	0	0/0	39.6
Payton	1	0	0	0.0	0.00	0	0.0	1	100.0	0	0/0	0.0
BEARS	356	191	2169	53.7	4.74	9	2.5	23	6.5	57	32/330	47.9
OPPONENTS	399	208	2825	52.1	5.92	22	5.5	13	3.3	79	35/319	74.8

Score by Period	1	2	3	4	OT	Tot
BEARS	37	45	49	60	0	191
OPPONENTS	65	137	72	105	0	379

SCORING	TDs:Ru-Pa-R	K-PAT	FG	S	Pts
B. Thomas	0	0	0	0	18/22 13/22 0
Payton	7	7	0	0	42
Latta	3	0	3	0	18
Grim	2	0	2	0	12
Rather	2	0	2	0	12
Edwards	1	0	1	0	6
Parsons	1	0	1	0	6
Douglass	1	1	0	0	6
Adamle	1	1	0	0	6
Harper	1	1	0	0	6
Avellini	1	1	0	0	6
Clemons	1	0	1	0	6
Livers	1	0	0	1	6
Hartenstine	0	0	0	0	1 2
BEARS	22	11	9	2	18/22 13/22 1
OPPONENTS	48	25	22	1	47/48 14/18 1

RUSHING	No	Yds	Avg	Lg	TD
Payton	196	679	3.5	54	7
Harper	100	453	4.5	32	1
Adamle	94	353	3.8	21	1
Edwards	27	73	2.7	16	0
Douglass	5	34	6.8	18	1
Musso	6	33	5.5	16	0
Rather	4	24	6.0	18	0
Huff		5	7	1.4	10
Avellini	4	-3	-0.8	1	1
BEARS	441	1653	3.7	54	11
OPPONENTS	547	2070	3.8	43	25

RECEIVING	No	Yds	Avg	Lg	TD
Rather	39	685	17.6	54	2
Payton	33	213	6.5	40	0
Grim	28	374	13.4	57	2
Harper	27	191	7.1	27	0
Latta	16	202	12.6	34	3
Adamle	15	111	7.4	25	1
Parsons	13	184	14.2	28	1
Edwards	11	86	7.8	14	1
Schubert	5	68	13.6	16	0
Farmer	2	32	16.0	17	0
Jackson	1	17	17.0	17	0
Sevy	1	6	6.0	6	0
BEARS	191	2169	11.4	57	9
OPPONENTS	208	2825	13.6	79	22

PUNTING	No	Yds	Avg	Net	TB	In	Lg	B
Parsons	93	3625	39.0				60	0
Payton	1	39.0	39.0				39	0
BEARS	94	3664	39.0				60	0
OPPONENTS	86	3560	41.4				62	0

INTS	No	Yds	Avg	Lg	TD
Clemons	2	109	54.5	76t	1
Plank	2	50	25.0	29	0
Livers	2	40	20.0	20t	1
Ellis	2	4	2.0	4	0
Babinecz	1	15	15.0	15	0
Buffone	1	12	12.0	12	0
Gunn	1	5	5.0	5	0
Gersbach	1	4	4.0	4	0
Ely	1	2	2.0	2	0
BEARS	13	241	18.5	76t	2
OPPONENTS	23	235	10.2	38	0

KO RETURNS	No	Yds	Avg	Lg	TD
Livers	27	529	19.6	34	0
Payton	14	444	31.7	70	0
Douthitt	13	333	25.6	64	0
Schubert	9	146	16.2	25	0
Knox	5	67	13.4	21	0
Harper	4	67	16.8	18	0
Adamle	1	27	27.0	27	0
Victor	1	25	25.0	25	0
Rather	1	6	6.0	6	0
BEARS	75	1644	21.9	70	0
OPPONENTS	43	893	20.8	88	0

PUNT RET.	Ret	FC	Yds	Avg	Lg	TD
Livers	42	0	456	10.9	39	0
Schubert	6	1	33	5.5	16	0
Plank	3	1	23	7.7	12	0
Knox	1	0	0	0.0	0	0
Victor	0	1	0	0.0	0	0
BEARS	52	3	512	9.8	39	0
OPPONENTS	49	20	303	6.2	34	0

FGs	1-19	20-29	30-39	40-49	50+
B. Thomas	0/0	3/7	5/6	4/7	1/2
BEARS	0/0	3/7	5/6	4/7	1/2
OPPONENTS	2/2	3/3	4/6	4/4	1/3
B. Thomas: (1)(44G,24G,26G)(46G)(3)(32G,43N) (43B)(20B,27G,31G)(34G,25N,48G)(27B,33G) (55G)(36G,49N,41G,27B)(51N)(35N)					
OPPONENTS: (1)(44G,43G)(35N)(37B,18G)(52G,46G) (39G,32G,35G)(23G,51N)(27G)(33N)(40G,29G) (50N,19G)					

DEFENSE (Top 10)	T	S	A	FF	FR	PD	Sa	Int
Plank	123	74	49	1	0	8	1.0	2
Bryant	112	74	38	0	3	5	0.0	0
Chambers	108	80	28	1	0	4	14.0	0
Buffone	99	65	34	5	1	7	0.0	1
Clemons	98	72	26	1	3	16	0.0	2
Ely	91	54	37	0	1	4	0.0	1
Stillwell	67	42	25	0	0	0	6.0	0
Hartenstine	61	36	25	1	2	3	5.0	0
Ellis	51	36	15	0	0	15	0.0	2
Osborne	48	34	14	3	0	0	7.0	0
SACKS: Chambers 14.0, Osborne 7.0, Stillwell 6.0, Hartenstine 5.0, Harris 1.0, Plank 1.0, Team 1.0								
TEAM 35.0, OPPONENTS 32.0								

USUAL STARTERS

Offense
 WR.....Bob Grim
 LT.....Lionel Antoine
 LG.....Noah Jackson
 C.....Dan Peiffer
 RG.....Mark Nordquist
 RT.....Jeff Sevy
 TE.....Bob Parsons
 WR.....Bo Rather
 QB.....Gary Huff
 RB.....W. Payton/M. Adamle
 FB.....Roland Harper

Defense
 RE.....Richard Harris
 RT.....Wally Chambers
 LT.....Roger Stillwell
 LE.....Mike Hartenstine
 WLB.....Waymond Bryant
 MLB.....Larry Ely
 SLB.....Doug Buffone
 RCB.....V. Livers/N. Wilson
 LCB.....Allan Ellis
 SS.....Doug Plank
 FS.....Craig Clemons

RANKINGS

Team Stats	Bears	Avg	Rank
Total Yards.....	3492	249.4	-
Rushing Yards.....	1653	118.1	22
Passing Yards.....	1839	131.4	23
Points Scored.....	191	13.6	24

	Opp	Avg	Rank
Total Yards.....	4576	326.9	-
Rushing Yards.....	2070	147.9	17
Passing Yards.....	2506	179.0	22
Points Scored.....	379	27.1	25



1976 CHICAGO BEARS STATISTICS

Record: 7-7, .500**2nd Place, NFC Central****Head Coach: Jack Pardee**

09/12 W 10-3	DETROIT	57,359
09/19 W 19-12	at San Francisco	46,699
09/26 L 0-10	ATLANTA	56,969
10/03 W 33-7	WASHINGTON	57,359
10/10 L 19-20	at Minnesota	48,446
10/17 L 12-20	at L.A. Rams	76,651
10/24 L 21-31	at Dallas	64,902
10/31 W 14-13	MINNESOTA	57,359
11/07 L 27-28	OAKLAND	57,359
11/14 W 24-13	GREEN BAY	57,359
11/21 L 10-14	at Detroit	80,638
11/28 W 16-10	at Green Bay	56,267
12/05 W 34-7	at Seattle	64,735
12/12 L 14-28	DENVER	57,359

	Bears	Opp.
TOTAL FIRST DOWNS	201	249
Rushing	115	103
Passing	67	128
Penalty	19	18
3rd Down: Made/Att	70/212	80/222
3rd Down Pct.	33.0	36.0
4th Down: Made/Att	NA	NA
4th Down Pct.	NA	NA
TOTAL NET YARDS	3843	4201
Avg. Per Game	274.5	300.1
Total Plays	880	971
Avg. Per Play	4.4	4.3
NET YARDS RUSHING	2363	1984
Avg. Per Game	168.8	141.7
Total Rushes	578	522
NET YARDS PASSING	1480	2217
Avg. Per Game	105.7	158.4
Sacked/Yards Lost	24/225	49/395
Gross Yards	1705	2612
Att./Comp.	278/123	401/200
Completion Pct.	44.2	49.9
Had Intercepted	15	24
PUNTS/AVERAGE	100/37.3	85/36.3
NET PUNTING AVG.	100/31.7	85/31.0
PENALTIES/YARDS	114/984	87/699
FUMBLES/BALL LOST	24/13	37/23
TOUCHDOWNS	31	25
Rushing	20	10
Passing	9	15
Returns	2	0

PASSING	Att	Cmp	Yds	Cmp%	Yd/Att	TD	TD%	Int	Int%	Lg	Sack/Lost	Rating
Avellini	271	118	1580	43.5	5.8	8	3.0	15	5.5	63	24/225	49.7
Carter	5	3	77	60.0	15.4	1	20.0	0	0.0	55t	0/0	145.0
Parsons	2	2	48	100.0	24.0	0	0.0	0	0.0	25t	0/0	119.0
BEARS	278	123	1705	44.2	6.13	9	3.2	15	5.4	63	24/225	52.6
OPPONENTS	401	200	2612	49.9	6.51	15	3.7	24	6.0	75	49/395	58.1

Score by Period	1	2	3	4	OT	Tot
BEARS	69	47	99	38	0	253
OPPONENTS	23	80	34	79	0	216

SCORING	TDs:Ru-Pa-R	K-PAT	FG	S	Pts			
Payton	13	13	0	0	78			
B. Thomas	0	0	0	27/31	12/25	0	63	
Scott	6	0	6	0	0	36		
Musso	4	4	0	0	1	26		
Harper	3	2	1	0	0	18		
Adamle	1	0	1	0	1	8		
Avellini	1	1	0	0	0	6		
Hartenstine	1	0	0	1	0	6		
Burks	1	0	1	0	0	6		
Ellis	1	0	1	0	0	6		
BEARS	31	20	9	2	27/31	12/25	2	253
OPPONENTS	25	10	15	0	13/25	25/25	0	216

RUSHING	No	Yds	Avg	Lg	TD
Payton	311	1390	4.5	60	13
Harper	147	625	4.3	28	2
Musso	57	200	3.5	11	4
Adamle	33	93	2.8	12	0
Avellini	18	58	3.2	15	1
Schreiber	4	15	3.8	11	0
Rather	1	4	4.0	4	0
Parsons	1	2	2.0	2	0
Carter	1	0	0.0	0	0
Scott	2	-4	-2.0	3	0
Latta	2	-8	-4.0	-3	0
Baschnagel	1	-12	-12.0	-12	0
BEARS	578	2363	4.1	60	20
OPPONENTS	522	1984	3.8	31	10

RECEIVING	No	Yds	Avg	Lg	TD
Harper	29	291	10.0	39	1
Scott	26	512	19.7	63	6
Latta	18	254	14.1	58	0
Payton	15	149	9.9	34	0
Baschnagel	13	226	17.4	58	0
Rather	5	33	6.6	7	0
Schubert	4	74	18.5	25	0
Adamle	4	28	7.0	12	1
Musso	4	26	6.5	9	0
Shanklin	2	32	16.0	35	0
Burks	1	55	55.0	55t	1
Schreiber	1	16	16.0	16	0
Parsons	1	9	9.0	9	0
BEARS	123	1705	13.9	63	9
OPPONENTS	200	2612	13.1	75	15

PUNTING	No	Yds	Avg	Net	TB	In	Lg	B
Parsons	99	3726	37.6	32.2	8	20	62	1
BEARS	100	3726	37.3	32.2	8	20	62	1
OPPONENTS	85	3085	36.3	31.0	9	17	69	0

INTS	No	Yds	Avg	Lg	TD
Brupbacher	7	49	7.0	25	0
Ellis	6	47	7.8	22	1
Plank	4	31	7.8	15	0
Livers	3	34	11.3	18	0
Bryant	2	6	3.0	3	0
Clemons	1	28	28.0	28	0
Chambers	1	8	8.0	8	0
Hartenstine	0	12	12.0	12	1
BEARS	24	215	9.0	28	2
OPPONENTS	15	213	14.2	67	0

KO RETURNS	No	Yds	Avg	Lg	TD
Baschnagel	29	754	26.0	48	0
Adamle	11	179	16.3	30	0
Harper	6	119	19.8	30	0
Livers	1	14	14.0	14	0
Musso	2	18	9.0	17	0
Schubert	1	3	3.0	3	0
Payton	1	0	0.0	0	0
BEARS	51	1087	21.3	48	0
OPPONENTS	54	969	17.9	38	0

PUNT RET.	Ret	FC	Yds	Avg	Lg	TD
Livers	28	0	205	7.3	51	0
Schubert	11	5	60	5.5	14	0
Baschnagel	2	1	2	1.0	3	0
Adamle	1	0	2	2.0	2	0
Knox	1	0	0	0.0	0	0
BEARS	43	6	269	6.3	51	0
OPPONENTS	44	20	346	7.9	45	0

FGs	1-9	20-29	30-39	40-49	50+
B. Thomas	0/0	3/3	4/6	5/11	0/5
BEARS	0/0	3/3	4/6	5/11	0/5
OPPONENTS	1/1	7/8	2/8	3/7	0/1
B. Thomas: (51N,27G)(45N,35G)(45N)(47G,34G,39G,35G)(52N)(50N,42G,48N,42N)(X)(40N)(33N,31N)(46G)(52N,46G)(42G,25G,22G)(45N,51N)(X)(29G,39G)(44G,52N,37G)(22G)(24G,24G)(43N)(37N,19G,27G)(48N)(45G,40N,31N)(X)(27N)					

DEFENSE (Top 10)	T	S	A	FF	FR	PD	SA	Int
Rives	165	112	53	3	2	5	3	0
Clemons	130	94	36	2	1	6	0	1
Plank	130	90	40	4	4	12	0	4
Bryant	115	80	35	2	2	7	3	0
Chambers	102	80	22	3	0	1	8	0
Hartenstine	86	56	30	1	3	5	3	0
Osborne	79	59	20	2	0	2	15	0
Rydalch	70	53	17	1	1	0	7	0
Brupbacher	65	45	20	1	3	10	15	7
Ellis	64	58	6	1	0	11	0	0
SACKS: Osborne 15.0, Chambers 8.0, Rydalch 7.0, Stillwell 5.5, Bryant 3.0, Hartenstine 3.0, Rives 3.0, Meyers 2.5, Brupbacher 1.5, Berry 0.5								
TEAM 49.0, OPPONENTS 24.0								

USUAL STARTERS												
Offense						Defense						
WR.....	Brian Baschnagel	RE.....	Roger Stillwell	Team Stats		BEARS						
LT.....	Lionel Antoine	RT.....	Wally Chambers	Total Yards.....	3843.....	Avg.....	274.5.....	Rank.....	-			
LG.....	Noah Jackson	LT.....	Jim Osborne	Rushing Yards.....	2362.....	168.8.....	6.....					
C.....	Dan Neal	LE.....	Mike Hartenstine	Passing Yards.....	1480.....	105.7.....	28.....					
RG.....	Revie Sorey/Jeff Sevy	WLB.....	Waymond Bryant	Points Scored.....	253.....	18.1.....	17.....					
RT.....	Jeff Sevy/Dennis Lick	MLB.....	Don Rives									
TE.....	Greg Latta	SLB.....	Ross Brupbacher									
WR.....	James Scott	RCB.....	Virgil Livers									
QB.....	Bob Avellini	LCB.....	Allan Ellis									
RB.....	Walter Payton	SS.....	Doug Plank									
FB.....	Roland Harper	FS.....	Craig Clemons									

1977 CHICAGO BEARS STATISTICS

Record: 9-5, .643**2nd Place, NFC Central****Head Coach: Jack Pardee**

09/18 W 30-20	DETROIT	57,359
09/25 L 13-16	at St. Louis	51,392
10/02 L 24-42	NEW ORLEANS	57,359
10/10 W 24-23	L.A. RAMS	57,359
10/16 L 16-22	ot at Minnesota	48,446
10/23 L 10-16	ATLANTA	57,359
10/30 W 26-0	at Green Bay	56,267
11/06 L 0-47	at Houston	51,177
11/13 W 28-27	KANSAS CITY	57,359
11/20 W 10-7	MINNESOTA	57,359
11/24 W 31-14	at Detroit	75,185
12/04 W 10-0	at Tampa Bay	50,284
12/11 W 21-10	GREEN BAY	57,539
12/18 W 12-9	ot at N.Y. Giants	76,626
PLAYOFFS		
12/26 L 7-37	at Dallas	64,758

	Bears	Opp
TOTAL FIRST DOWNS	247	241
Rushing	141	124
Passing	94	106
Penalty	12	11
3rd Down: Made/Att	NA	NA
3rd Down Pct.	NA	NA
4th Down: Made/Att	NA	NA
4th Down Pct.	NA	NA
TOTAL NET YARDS	4655	4285
Avg. Per Game	332.5	306.1
Total Plays	930	947
Avg. Per Play	5.0	4.5
NET YARDS RUSHING	2811	2158
Avg. Per Game	200.8	154.1
Total Rushes	599	544
NET YARDS PASSING	1844	2127
Avg. Per Game	131.7	151.9
Sacked/Yards Lost	26/226	27/207
Gross Yards	2070	2334
Att./Comp.	305/161	377/182
Completion Pct.	52.8	48.3
Had Intercepted	18	18
PUNTS/AVERAGE	82/39.4	93/39.1
NET PUNTING AVG.	82/35.1	93/31.7
PENALTIES/YARDS	97/852	83/671
FUMBLES/BALL LOST	36/17	27/13
TOUCHDOWNS	31	27
Rushing	18	14
Passing	11	7
Returns	2	6

PASSING	Att	Cmp	Yds	Cmp%	Yd/Att	TD	TD%	Int	Int%	Lg	Sack/Lost	Rating
Avellini	293	154	2004	52.6	6.84	11	3.8	18	6.1	75t	23/200	61.7
Parsons	4	4	61	100.0	15.25	0	0.0	0	0.0	32	0/0	119.0
Phipps	5	3	5	60.0	1.00	0	0.0	0	0.0	10	3/26	64.6
Harper	2	0	0	0.0	0.00	0	0.0	0	0.0	0	0/0	39.0
Baschnagel	1	0	0	0.0	0.00	0	0.0	0	0.0	0	0/0	39.0
BEARS	305	161	2070	52.8	6.79	11	3.6	18	5.9	75	26/226	61.8
OPPONENTS	377	182	2334	48.3	6.19	7	1.9	18	4.8	85	27/207	54.5

Score by Period	1	2	3	4	OT	Tot
BEARS	50	56	37	109	3	255
OPPONENTS	60	73	37	77	6	253

SCORING	TDs	Ru	Pa	R	K-PAT	FG	S	Pts
Payton	16	14	2	0	0/0	0/0	0	96
B. Thomas	0	0	0	0	27/30	14/27	0	69
Latta	4	0	4	0	0	0	0	24
Scott	3	0	3	0	0	0	0	18
Musso	2	2	0	0	0	0	0	12
Rather	2	0	2	0	0	0	0	12
Schubert	1	0	0	1	0	0	0	6
Baschnagel	1	0	0	1	0	0	0	6
Avellini	1	1	0	0	0	0	0	6
Earl	1	1	0	0	0	0	0	6
BEARS	31	18	11	2	27/30	14/27	0	255
OPPONENTS	27	14	7	6	26/26	21/29	0	253

RUSHING	No	Yds	Avg	Lg	TD
Payton	339	1852	5.5	73	14
Harper	120	457	3.8	19	0
Earl	56	233	4.2	34	1
Musso	37	132	3.6	13	2
Avellini	37	109	2.9	21	1
Best	6	20	3.3	6	0
Scott	1	10	10.0	10	0
Baschnagel	1	0	0.0	0	0
Evans	1	0	0.0	0	0
Rather	1	-2	-2.0	-2	0
BEARS	599	2811	4.7	73	18
OPPONENTS	544	2158	4.0	61	14

RECEIVING	No	Yds	Avg	Lg	TD
Scott	50	809	16.2	72t	3
Payton	27	269	10.0	75t	2
Latta	26	335	12.9	37t	4
Harper	19	142	7.5	34	0
Rather	17	294	17.3	42	2
Schubert	8	119	14.9	32	0
Earl	6	32	5.3	10	0
Baschnagel	4	50	12.5	25	0
Musso	3	13	4.3	21	0
Rivera	1	7	7.0	7	0
BEARS	161	2070	12.9	75t	11
OPPONENTS	182	2334	12.8	85	7

PUNTING	No	Yds	Avg	Net	TB	In	Lg	B
Parsons	80	3232	40.4	35.1	7	17	58	2
BEARS	82	3232	39.4	35.1	7	17	58	2
OPPONENTS	93	3636	39.1	31.7	11	22	69	0

INTS	No	Yds	Avg	Lg	TD
Ellis	6	23	3.8	11	0
Fencik	4	33	8.3	23	0
Plank	4	32	8.0	20	0
Livers	2	29	14.5	29	0
Buffone	1	12	12.0	12	0
Hicks	1	9	9.0	9	0
BEARS	18	138	7.7	29	0
OPPONENTS	18	171	9.5	57	1

KO RETURNS	No	Yds	Avg	Lg	TD
Baschnagel	23	557	24.2	84t	1
Evans	13	253	19.5	30	0
Best	6	127	21.2	29	0
Musso	5	100	20.0	33	0
Walterscheid	3	59	19.7	22	0
Harper	3	44	14.7	22	0
Payton	2	95	47.5	68	0
Earl	2	38	19.0	25	0
BEARS	57	1275	22.3	84t	1
OPPONENTS	52	1010	19.4	85t	1

PUNT RET.	Ret	FC	Yds	Avg	Lg	TD
Schubert	31	10	291	9.4	70t	1
Walterscheid	6	1	59	9.8	14	0
Livers	6	1	46	7.7	21	0
Baschnagel	3	2	54	18.0	42	0
Plank	1	0	21	10.0	21	0
BEARS	47	14	471	10.0	70t	1
OPPONENTS	42	15	216	5.1	37	0

Fbs	1-19	20-29	30-39	40-49	50+
B. Thomas	0/0	6/9	6/10	2/6	0/2
BEARS	0/0	6/9	6/10	2/6	0/2
OPPONENTS	2/2	8/9	8/10	3/7	0/1
B. Thomas: 39N, 35G, 23G, 29G, 21G, 33G, 47N, 38G, 41N, 40G, 47G, 20G, 44N, 39N, 29N, 37G, 56N, 31N, 39G, 29N, 53N, 32G, 44N, 32G, 23N, 36N, 28G					

DEFENSE	(Top 10)	T	S	A	FF	FR	PD	Sa	Int
Fencik	133	93	40	1	0	7	0	0	4
Rives	89	61	28	0	0	1	0	0	0
Bryant	85	63	22	1	2	2	15	0	0
Rydalch	77	54	23	1	1	1	9.5	0	0
Plank	71	43	28	0	0	4	1.0	4	0
Buffone	67	48	19	0	0	5	1.0	1	0
Livers	56	45	11	0	1	16	0.0	2	0
Hartenstine	55	34	21	1	3	4	1.0	0	0
Ellis	51	47	4	0	0	13	0.0	6	0
Osborne	49	32	17	0	0	0	4.0	0	0
SACKS: Rydalch 9.5, Newsome 5.0, Osborne 4.0, Sevy 2.0, Bryant 1.5, Buffone 1.0, Hartenstine 1.0, Meyers 1.0, Muckensturm 1.0, Plank 1.0									
TEAM 27.0, OPPONENTS 26.0									

USUAL STARTERS												
Offense				Defense				Team Stats				
WR.....	Bo Rather	RE.....	Billy Newsome					Total Yards.....	4655	332.5	Avg	
LT.....	Ted Albrecht	RT.....	Ron Rydalch					Rushing Yards.....	2811	200.8		
LG.....	Noah Jackson	LT.....	Jim Osborne					Passing Yards.....	1844	131.7		
C.....	Dan Peiffer	LE.....	Mike Hartenstine					Points Scored.....	255	18.2		
RG.....	Revie Sorey	WLB.....	Waymond Bryant									
RT.....	Dennis Lick	MLB.....	Tom Hicks									
TE.....	Greg Latta	SLB.....	Doug Buffone									
WR.....	James Scott	RCB.....	Virgil Livers					Total Yards.....	4285	306.1	Avg	
QB.....	Bob Avellini	LCB.....	Allan Ellis					Rushing Yards.....	2158	154.1		
RB.....	Walter Payton	SS.....	Gary Fencik					Passing Yards.....	2127	151.9		
FB.....	Roland Harper	FS.....	Doug Plank					Points Scored.....	253	18.1		

Team Stats	Bears	Avg
Total Yards.....	4655	332.5
Rushing Yards.....	2811	200.8
Passing Yards.....	1844	131.7
Points Scored.....	255	18.2

	Opp	Avg
Total Yards.....	4285	306.1
Rushing Yards.....	2158	154.1
Passing Yards.....	2127	151.9
Points Scored.....	253	18.1



1978 CHICAGO BEARS STATISTICS

Record: 7-9, .438**T-3rd Place, NFC Central****Head Coach: Neill Armstrong**

09/03 W	17-10	ST. LOUIS	52,791
09/10 W	16-13	at San Francisco	49,502
09/17 W	19-0	at Detroit	65,982
09/25 L	20-24	MINNESOTA	53,561
10/01 L	19-25	at OAKLAND	52,848
10/08 L	14-24	at Green Bay	55,352
10/16 L	7-16	at Denver	75,008
10/22 L	19-33	at Tampa Bay	68,146
10/29 L	17-21	DETROIT	53,378
11/05 L	29-31	SEATTLE	50,697
11/12 L	14-17	at Minnesota	43,286
11/19 W	13-7	ATLANTA	46,022
11/26 W	14-3	TAMPA BAY	42,373
12/04 L	7-40	at San Diego	48,492
12/10 W	14-0	GREEN BAY	34,306
12/16 W	14-10	at Washington	49,774

	Bears	Opp
TOTAL FIRST DOWNS	262	282
Rushing	136	128
Passing	99	134
Penalty	27	20
3rd Down: Made/Att	89/248	75/240
3rd Down Pct.	35.9	31.3
4th Down: Made/Att	NA	NA
4th Down Pct.	NA	NA
TOTAL NET YARDS	4459	4680
Avg. Per Game	278.7	292.5
Total Plays	1020	1044
Avg. Per Play	4.4	4.5
NET YARDS RUSHING	2526	2174
Avg. Per Game	157.9	135.9
Total Rushes	634	568
NET YARDS PASSING	1933	2506
Avg. Per Game	120.8	156.6
Sacked/Yards Lost	34/288	40/351
Gross Yards	2221	2857
Att./Comp.	352/186	436/239
Completion Pct.	52.8	54.8
Had Intercepted	28	17
PUNTS/AVERAGE	96/37.0	97/35.4
NET PUNTING AVG.	96/32.2	97/30.4
PENALTIES/YARDS	101/958	101/800
FUMBLES/BALL LOST	22/8	32/16
TOUCHDOWNS	29	33
Rushing	19	15
Passing	7	16
Returns	3	2

PASSING	Att	Cmp	Yds	Cmp%	Yd/Att	TD	TD%	Int	Int%	Lg	Sack/Lost	Rating
Avellini	264	141	1718	53.4	6.51	5	1.9	16	6.1	61	26/208	54.6
Phipps	83	44	465	53.0	5.60	2	2.4	10	12.0	35	6/55	38.0
Evans	3	1	38	33.3	12.67	0	0.0	1	33.3	38	2/25	42.1
Parsons	1	0	0	0.0	0.00	0	0.0	0	0.0	0	0/0	39.6
Harper	1	0	0	0.0	0.00	0	0.0	0	0.0	0	0/0	39.6
BEARS	352	186	2221	52.8	6.31	7	2.0	28	8.0	61	34/288	45.7
OPPONENTS	436	239	2857	54.8	6.55	16	3.7	17	3.9	58	40/351	71.1

Score by Period	1	2	3	4	OT	Tot
BEARS	30	55	93	75	0	253
OPPONENTS	71	69	47	81	6	274

SCORING	TDs:Ru-Pa-R	K-PAT	FG	S	Pts		
B. Thomas	0	0	0	0	26/29 17/22	0	77
Payton	11	11	0	0		0	66
Harper	8	6	2	0		0	48
Scott	5	0	5	0		0	30
Avellini	2	2	0	0		0	12
Spivey	1	0	0	1		0	6
Livers	1	0	0	1		0	6
Schubert	1	0	0	1		0	6
Hart	0	0	0	0		1	2
BEARS	29	19	7	3	26/29 17/22	1	253
OPPONENTS	33	15	16	2	28/NA 16/NA	0	274

RUSHING	No	Yds	Avg	Lg	TD
Payton	333	1395	4.2	76	11
Harper	240	992	4.1	31	6
Avellini	34	54	1.6	10	2
Phipps	13	34	2.6	10	0
Evans	6	23	3.8	13	0
Earl	3	17	5.7	9	0
Best	2	11	5.5	6	0
Morris	1	0	0.0	0	0
Parsons	1	0	0.0	0	0
Baschnagel	1	0	0.0	0	0
BEARS	634	2526	4.0	76	19
OPPONENTS	564	2174	3.9	67	15

RECEIVING	No	Yds	Avg	Lg	TD
Payton	50	480	9.6	61	0
Harper	43	340	7.9	33	2
Scott	42	759	18.1	59	5
Richards	27	379	14.0	52	0
Latta	15	159	10.6	21	0
Schubert	4	51	12.8	19	0
Baschnagel	2	29	14.5	22	0
Rather	1	15	15.0	15	0
Cobb	1	7	7.0	7	0
Earl	1	1	1.0	1	0
BEARS	186	2221	11.9	61	7
OPPONENTS	239	2857	12.0	55	16

PUNTING	No	Yds	Avg	Net	TB	In	Lg	B
Parsons	96	3549	37.0	32.2	8	18	54	0
BEARS	96	3549	37.0	32.2	8	18	54	0
OPPONENTS	97	3437	35.4	30.4	10	25	61	2

INTS	No	Yds	Avg	Lg	TD
Fencik	4	77	19.3	59	0
Livers	3	86	28.7	60	1
Buffone	3	22	7.3	16	0
Schmidt	2	23	11.5	23	0
Rives	2	8	4.0	8	0
Plank	1	0	0.0	0	0
Gaines	1	0	0.0	0	0
Walterscheid	1	0	0.0	0	0
BEARS	17	216	12.7	60	1
OPPONENTS	28	312	11.1	63	1

KO RETURNS	No	Yds	Avg	Lg	TD
Baschnagel	20	455	22.8	36	0
Walterscheid	11	335	30.5	81	0
Gaines	10	240	24.0	37	0
Morgan	5	110	22.0	24	0
Schubert	4	80	20.0	27	0
Earl	3	48	16.0	20	0
Skibinski	3	36	12.0	20	0
Spivey	2	34	17.0	23	0
Latta	2	14	7.0	8	0
Muckenturm	1	6	6.0	6	0
BEARS	61	1358	22.3	81	0
OPPONENTS	52	1146	22.0	43	0

PUNT RET.	Ret	FC	Yds	Avg	Lg	TD
Schubert	27	21	229	8.5	73t	1
Livers	10	0	31	3.1	13	0
Walterscheid	3	0	24	8.0	11	0
Baschnagel	1	1	2	2.0	2	0
BEARS	41	22	286	7.0	73t	1
OPPONENTS	45	23	295	6.6	21	0

FGs	1-19	20-29	30-39	40-49	50+
B. Thomas	0/0	7/7	9/11	1/4	0/0
BEARS	0/0	7/7	9/11	1/4	0/0
OPPONENTS	0/0	4/4	6/8	6/7	0/0
B. Thomas: 396,326,446,386,286,276,326,256,246,44N,216,276,236,336,366,396,398,45N,326,376,41N,398					

DEFENSE	(Top 10)	T	S	A	FF	FR	PD	SA	Int
Fencik	130	95	35	2	2	10	0	0	4
Campbell	110	82	28	3	2	6	3	0	0
Plank	70	52	18	5	3	4	0	0	1
Hartenstine	70	44	26	2	3	2	6	0	0
Hicks	67	51	16	0	1	3	0	0	0
Rives	67	44	23	1	1	2	0	0	2
Buffone	65	45	20	0	0	2	2	0	3
Livers	61	55	6	1	1	9	0	0	0
Schmidt	51	44	7	1	1	9	0	0	2
Osborne	50	37	13	1	0	2	4	0	0
Page	50	35	15	2	0	3	11	5	0
SACKS: Page 11.5, Hart 7.5, Hartenstine 6.0, Osborne 4.0, Campbell 3.0, Buffone 2.0, Meyers 2.0, Rydalch 2.0, Herron 1.0, Shearer 1.0									
TEAM 40.0, OPPONENTS 34.0									

USUAL STARTERS

Offense	Defense
WR.....James Scott	RE.....Mike Hartenstine
LT.....Ted Albrecht	RT.....Alan Page
LG.....Noah Jackson	LT.....Jim Osborne
C.....Dan Neal	LE.....Tommy Hart
RG.....Revie Sorey	WLB.....Gary Campbell
RT.....Dennis Lick	MLB.....T. Hicks/D. Rives
TE.....Greg Latta	SLB.....Doug Buffone
WR.....Golden Richards	RCB.....Virgil Livers
QB.....Bob Avellini	LCB.....Terry Schmidt
RB.....Walter Payton	SS.....Gary Fencik
FB.....Roland Harper	FS.....Doug Plank

Team Stats	Bears	Avg
Total Yards.....	4459.....	278.7
Rushing Yards.....	2526.....	157.9
Passing Yards.....	1933.....	120.8
Points Scored.....	253.....	15.8

	Opp	Avg
Total Yards.....	4680.....	292.5
Rushing Yards.....	2174.....	135.9
Passing Yards.....	2506.....	156.6
Points Scored.....	274.....	17.1

1979 CHICAGO BEARS STATISTICS

Record: 10-6, .625

2nd Place, NFC Central

Head Coach: Neill Armstrong

09/02 W	6-3	GREEN BAY	56,515
09/09 W	26-7	MINNESOTA	53,231
09/16 L	20-24	at Dallas	64,056
09/23 L	16-31	at Miami	66,011
09/30 L	13-17	TAMPA BAY	55,258
10/07 W	7-0	at Buffalo	73,383
10/14 L	7-27	NEW ENGLAND	54,128
10/21 L	27-30	at Minnesota	41,164
10/28 W	28-27	at San Francisco	42,773
11/04 W	35-7	DETROIT	50,108
11/11 W	27-23	L.A. RAMS	51,483
11/18 W	23-13	N.Y. JETS	52,635
11/22 L	0-20	at Detroit	66,219
12/02 W	14-0	at Tampa Bay	69,508
12/09 W	15-14	at Green Bay	54,207
12/16 W	42-6	ST. LOUIS	42,810

PLAYOFFS

12/23 L 17-27 at Philadelphia 69,397

	Bears	Opp
TOTAL FIRST DOWNS	262	272
Rushing	140	100
Passing	98	148
Penalty	24	24
3rd Down: Made/Att	93/253	87/242
3rd Down Pct.	36.8	36.0
4th Down: Made/Att	NA	NA
4th Down Pct.	NA	NA
TOTAL NET YARDS	4637	4506
Avg. Per Game	289.8	281.6
Total Plays	1028	1024
Avg. Per Play	4.5	4.4
NET YARDS RUSHING	2486	1978
Avg. Per Game	155.4	123.6
Total Rushes	627	519
NET YARDS PASSING	2151	2528
Avg. Per Game	134.4	158.0
Sacked/Yards Lost	31/278	47/380
Gross Yards	2429	2908
Att./Comp.	373/195	458/222
Completion Pct.	52.3	48.5
Had Intercepted	16	29
PUNTS/AVERAGE	93/37.5	90/37.8
NET PUNTING AVG.	93/31.8	90/31.6
PENALTIES/YARDS	100/816	104/864
FUMBLES/BALL LOST	21/13	25/14
TOUCHDOWNS	37	31
Rushing	17	9
Passing	16	21
Returns	4	1

PASSING	Att	Cmp	Yds	Cmp%	Yd/Att
Phipps	255	134	1535	52.5	6.02
Evans	63	32	508	50.8	8.06
Avellini	51	27	310	52.9	6.08
Payton	1	1	54	100.0	54.00
Parsons	2	1	22	50.0	11.00
Baschnagel	1	0	0	0.0	0.00
BEARS	373	195	2429	52.3	6.51
OPPONENTS	458	222	2908	48.5	6.35

Score by Period	1	2	3	4	OT	Tot
BEARS	59	84	65	98	0	306
OPPONENTS	48	72	50	79	0	249

SCORING	TDs	Ru	Po	R	K	PAT	FG	S	Pts
Payton	16	14	2	0				0	96
B. Thomas	0	0	0	0	34/37	16/27	0	0	82
Williams	6	1	5	0				0	36
Watts	4	0	3	1				0	24
Scott	3	0	3	0				0	18
Baschnagel	2	0	2	0				0	12
Richards	1	0	1	0				0	6
Evans	1	1	0	0				0	6
McClendon	1	1	0	0				0	6
Schubert	1	0	1	0				0	6
Schmidt	1	0	0	1				0	6
Hicks	1	0	0	1				0	6
Team	0	0	0	0				1	2
BEARS	37	17	16	4	34/37	16/27	1	306	
OPPONENTS	31	9	21	1	28/31	12/20	0	249	

RUSHING	No	Yds	Avg	Lg	TD
Payton	369	1610	4.4	43	14
Williams	127	401	3.2	16	1
McClendon	37	160	4.3	33	1
Earl	35	132	3.8	12	0
Evans	12	72	6.0	17	1
Phipps	27	51	1.9	12	0
Deloiaigne	7	18	2.6	6	0
Buffone	1	14	14.0	14	0
Perrin	5	14	2.8	5	0
Skibinski	3	10	3.3	4	0
Avellini	3	10	3.3	5	0
Watts	1	-6	-6.0	-6	0
BEARS	627	2486	4.0	43	17
OPPONENTS	519	1978	3.8	61	9

RECEIVING	No	Yds	Avg	Lg	TD
Williams	42	354	8.4	54	5
Payton	31	313	10.1	65	2
Baschnagel	30	452	15.1	54	2
Watts	24	421	17.5	68	3
Scott	21	382	18.2	64	3
Latta	15	131	8.7	25	0
Earl	8	56	7.0	19	0
Cobb	6	91	15.1	33	0
McClendon	6	27	4.5	13	0
Richards	5	107	21.4	52	1
Schubert	2	29	14.5	15	0
Deloiaigne	2	13	6.5	15	0
Perrin	1	27	27.0	27	0
Buffone	1	22	22.0	22	0
Skibinski	1	4	4.0	4	0
BEARS	195	2429	12.5	68	16
OPPONENTS	222	2908	13.1	55	21

PUNTING	No	Yds	Avg	Net	TB	IN	Lg	B
Parsons	92	3486	37.9	31.8	6	26	54	1
BEARS	93	3486	37.5	31.8	6	26	54	1
OPPONENTS	90	3406	37.8	31.6	12	9	64	1

INTS	No	Yds	Avg	Lg	TD
Schmidt	6	44	7.3	20	1
Fencik	6	31	5.2	17	0
Hicks	3	85	28.3	66	1
Ellis	3	67	22.3	22	0
Plank	3	33	11.0	22	0
Livers	2	41	20.5	30	0
Buffone	2	11	5.5	11	0
Gaines	1	38	38.0	38	0
Campbell	1	32	32.0	32	0
Walterscheid	1	15	15.0	15	0
Muckensturm	1	5	5.0	5	0
BEARS	29	402	13.9	66	2
OPPONENTS	16	240	15.0	78	0

KO RETURNS	No	Yds	Avg	Lg	TD
Walterscheid	19	427	22.5	44	0
Watts	14	289	20.6	83	1
Baschnagel	12	260	21.7	32	0
Schubert	2	45	22.5	27	0
Perrin	1	13	13.0	13	0
McClendon	1	12	12.0	12	0
Latta	1	8	8.0	8	0
Herron	1	0	0.0	0	0
BEARS	51	1054	20.7	83	1
OPPONENTS	59	1252	21.2	56	0

PUNT RET.	Ret	FC	Yds	Avg	Lg	TD
Schubert	25	10	238	9.5	77	1
Walterscheid	14	5	96	6.9	14	0
Baschnagel	0	3	0	0.0	-	0
BEARS	39	18	334	8.6	77	1
OPPONENTS	54	12	404	7.5	77	0

FGs	1-19	20-29	30-39	40-49	50+
B. Thomas	1/1	4/7	9/11	2/7	0/1
BEARS	1/1	4/7	9/11	2/7	0/1
OPPONENTS	1/1	7/7	2/5	2/6	0/1
B. Thomas:(44N,25G,19G)(47N,34G)(30G,32G,36G)(34G,42G)(29N,44N)(23G,23G)(51N,27N)(38G,35G)(24G)(31N)(34G,33G,33N,28N,44G)(47N,46N)					

DEFENSE (Top 10)	T	S	A	FF	FR	PD	Sa	Int
Muckensturm11	69	42	1	2	1	3.0	1	
Plank	108	72	36	4	1	7.0	0.3	
Fencik	103	73	30	0	1	9.0	0.6	
Campbell	92	63	29	1	1	2.0	4.0	1
Page	74	49	25	0	1	1.0	0.0	
Hicks	74	48	26	1	2	2.0	0.3	
Hampton	70	48	22	1	2	3.0	4.5	
Osborne	66	54	12	0	2	1.0	10.0	
Hartenstine	60	40	20	1	1	1.0	8.0	
Walterscheid	57	44	13	2	1	3.0	4.0	1
SACKS: Osborne 10.5, Page 10.0, Hartenstine 8.0, Hampton 4.5, Campbell 4.0, Walterscheid 4.0, Muckensturm 3.0, Gaines 1.0, Herron 1.0								
TEAM 47.0, OPPONENTS 31.0								

USUAL STARTERS

Offense	Defense
WR.....J. Scott/R. Watts	RE.....Mike Hartenstine
LT.....Ted Albrecht	RT.....Alan Page
LG.....Noah Jackson	LT.....Jim Osborne
C.....Dan Neal	LE.....Dan Hampton
RG.....Revie Sorey	WLB.....Gary Campbell
RT.....Dennis Lick	MLB.....Tom Hicks
TE.....Mike Cobb	SLB.....Jerry Muckensturm
WR.....Brian Baschnagel	RCB.....Virgil Livers
QB.....Mike Phipps	LCB.....Terry Schmidt
RB.....Walter Payton	SS.....Gary Fencik
FB.....Dave Williams	FS.....Doug Plank

Team Stats	Bears	Avg
Total Yards.....	4637	289.8
Rushing Yards.....	2486	155.4
Passing Yards.....	2151	134.4
Points Scored.....	306	19.1
	Opp	Avg
Total Yards.....	4506	281.6
Rushing Yards.....	1978	123.6
Passing Yards.....	2528	158.0
Points Scored.....	249	15.6



1980 CHICAGO BEARS STATISTICS

Record: 7-9, .438**3rd Place, NFC Central****Head Coach: Neill Armstrong**

09/07 L	6-12	at Green Bay	54,381
09/14 W	22-3	NEW ORLEANS	63,523
09/21 L	14-34	MINNESOTA	59,983
09/28 L	3-38	at Pittsburgh	53,987
10/06 W	23-0	TAMPA BAY	61,350
10/12 L	7-13	at Minnesota	46,751
10/19 W	24-7	DETROIT	58,508
10/26 L	14-17	at Philadelphia	68,752
11/03 L	21-27	at Cleveland	83,224
11/09 W	35-21	WASHINGTON	57,159
11/16 L	6-10	HOUSTON	59,390
11/23 L	17-28	at Atlanta	49,164
11/27 W	23-17	at Detroit	75,397
12/07 W	61-7	GREEN BAY	57,176
12/14 L	14-17	at CINCINNATI	48,808
12/20 W	14-13	at Tampa Bay	55,298

	Bears	Opp
TOTAL FIRST DOWNS	286	285
Rushing	139	111
Passing	121	149
Penalty	26	25
3rd Down: Made/Att	105/248	98/236
3rd Down Pct.	42.3	41.5
4th Down: Made/Att	NA	NA
4th Down Pct.	NA	NA
TOTAL NET YARDS	4835	4907
Avg. Per Game	302.2	306.7
Total Plays	1016	1003
Avg. Per Play	4.8	4.9
NET YARDS RUSHING	2440	2015
Avg. Per Game	152.5	125.9
Total Rushes	579	506
NET YARDS PASSING	2395	2892
Avg. Per Game	149.7	180.8
Sacked/Yards Lost	33/274	46/379
Gross Yards	2669	3271
Att./Comp.	404/209	451/238
Completion Pct.	51.7	52.8
Had Intercepted	25	17
PUNTS/AVERAGE	79/40.6	82/39.0
NET PUNTING AVG.	79/32.8	82/34.6
PENALTIES/YARDS	100/842	129/1109
FUMBLES/BALL LOST	23/14	32/14
TOUCHDOWNS	38	32
Rushing	22	10
Passing	13	20
Returns	3	2

PASSING	Att	Cmp	Yds	Cmp%	Yd/Att	TD	TD%	Int	Int%	Lg	Sack/Lost	Rating
Evans	278	148	2039	53.2	7.33	11	4.0	16	5.8	89	26/205	66.1
Phipps	122	61	630	50.0	5.16	2	1.6	9	7.4	56	7/69	39.8
Payton	3	0	0	0.0	0.00	0	0.0	0	0.0	0	0/0	39.6
Parsons	1	0	0	0.0	0.00	0	0.0	0	0.0	0	0/0	39.6
BEARS	404	209	2669	51.7	6.61	13	3.2	25	6.2	89	33/274	57.6
OPPONENTS	451	238	3271	52.8	7.25	20	4.4	17	3.8	76	46/379	57.1

Score by Period	1	2	3	4	OT	Tot
BEARS	51	77	77	93	6	304
OPPONENTS	57	79	51	68	9	264

SCORING	TDs:Ru-Pa-R-K-PAT	FG	S	Pts
B. Thomas	0 0 0 0 35/37	13/18	0	74
Evans	8 8 0 0 0	0	0	48
Payton	7 6 1 0 0	0	0	42
Harper	5 5 0 0 0	0	0	30
Scott	3 0 3 0 0	0	0	18
Earl	3 0 3 0 0	0	0	18
Phipps	2 2 0 0 0	0	0	12
Fisher	2 0 2 0 0	0	0	12
Watts	2 0 2 0 0	0	0	12
Baschnagel	2 0 2 0 0	0	0	12
Page	1 0 0 1 0	1	8	
Williams	1 0 0 1 0	0	6	
Walterscheid	1 0 0 1 0	0	6	
McClendon	1 1 0 0 0	0	6	
BEARS	38 22 13 3 35/37	13 18	1 304	
OPPONENTS	32 10 20 3 30/30	14/27	0 264	

RUSHING	No	Yds	Avg	Lg	TD
Payton	317	1460	4.6	69	6
Harper	113	404	3.6	13	5
Evans	60	306	5.1	58	8
McClendon	10	88	8.8	48	1
Williams	26	57	2.2	14	0
Skibinski	13	54	4.2	8	0
Suhey	22	45	2.0	10	0
Phipps	15	38	2.5	9	2
Parsons	2	4	2.0	4	0
Watts	1	-16	-16.0	-16	0
BEARS	579	2440	4.2	69	22
OPPONENTS	506	2015	4.0	56	10

RECEIVING	No	Yds	Avg	Lg	TD
Payton	46	367	8.0	54	1
Scott	36	696	19.3	64	3
Baschnagel	28	396	14.1	37	2
Watts	22	444	20.2	89	2
Williams	22	132	6.0	18	0
Earl	18	223	12.4	28	3
Fisher	12	203	16.9	56	2
Suhey	7	60	8.6	21	0
Harper	7	31	4.4	16	0
Skibinski	5	18	3.6	8	0
Haines	4	83	20.8	18	0
Cobb	2	16	8.0	9	0
BEARS	209	2669	12.8	89	13
OPPONENTS	238	3271	13.7	76	20

PUNTING	No	Yds	Avg	Net	TB	In	Lg	B
Parsons	79	3207	40.6	32.8	10	16	61	0
BEARS	79	3207	40.6	32.8	10	16	61	0
OPPONENTS	82	3197	39.0	34.6	4	16	65	0

INTS	No	Yds	Avg	Lg	TD
Walterscheid	4	84	21.0	36	1
Campbell	3	36	12.0	15	0
Wilson	2	4	2.0	4	0
Muckensturm	2	2	1.0	2	0
Plank	1	20	20.0	20	0
Hicks	1	8	8.0	8	0
Fencik	1	8	8.0	8	0
Schmidt	1	0	0.0	0	0
Page	1	0	0.0	0	0
Ellis	1	0	0.0	0	0
BEARS	17	162	9.5	36	1
OPPONENTS	25	161	6.4	41	1

KO RETURNS	No	Yds	Avg	Lg	TD
Williams	27	666	24.7	95	1
Suhey	19	409	21.4	31	0
Fisher	3	32	10.7	15	0
Watts	1	12	12.0	12	0
Walterscheid	1	12	12.0	12	0
McClendon	1	11	11.0	11	0
Earl	1	11	11.0	11	0
Herron	1	5	5.0	5	0
Haines	1	0	0.0	0	0
Ulmer	1	-2	-2.0	-2	0
BEARS	56	1153	20.6	95	1
OPPONENTS	58	1251	21.6	54	0

PUNT RET.	Ret	FC	Yds	Avg	Lg	TD
Walterscheid	33	11	239	7.2	25	0
Lusby	4	1	14	3.5	14	0
Watts	2	0	20	10.0	11	0
Suhey	1	0	4	4.0	4	0
Plank	1	0	0	0.0	0	0
BEARS	41	12	277	6.8	25	0
OPPONENTS	46	7	415	9.0	56	0

FGs	1-19	20-29	30-39	40-49	50+
B. Thomas	1/1	5/5	4/8	3/4	0/0
BEARS	1/1	5/5	4/8	3/4	0/0
OPPONENTS	1/2	7/8	3/8	3/8	0/1
B. Thomas:(426,34G)(37G,34S,38N)(X)(28G)(30G, 32N,44G,29S)(X)(18G)(30N,47N)(35N)(X)(27G,22G) (41G)(24G)(X)(X)					

DEFENSE	T	S	A	FF	FR	PD	SA	Int
(Top 10)								
Fencik	125	94	31	0	3	8	1.0	1
Campbell	121	88	33	1	2	3	3.0	3
Muckensturm	120	101	19	0	1	1	3.0	2
Hicks	107	83	24	0	0	1	1.0	1
Plank	81	53	28	2	3	0	0.0	1
Hampton	73	56	17	2	0	1	11.5	0
Walterscheid	71	53	18	2	1	1	1.0	4
Page	68	50	18	0	2	4	9.5	1
Hartenstine	66	54	12	1	0	4	6.0	0
Osborne	65	54	11	1	2	5	8.0	0
SACKS:	Hampton 11.5, Page 9.5, Osborne 8.0, Hartenstine 6.0, Campbell 3.0, Muckensturm 3.0, Wilson 2.0, Fencik 1.0, Hicks 1.0, Walterscheid 1.0							
TEAM	46.0	OPPONENTS 33.0						

USUAL STARTERS

Offense	Defense	Team Stats	Bears	Avg
WR.....James Scott	RE.....Mike Hartenstine	Total Yards.....	4835	302.2
LT.....Ted Albrecht	RT.....Alan Page	Rushing Yards.....	2440	152.5
LG.....Noah Jackson	LT.....Jim Osborne	Passing Yards.....	2395	2892
C.....Dan Neal	LE.....Dan Hampton	Points Scored.....	304	17.6
RG.....Revie Sorey	WLB.....Gary Campbell			
TE.....Dennis Lick	MLB.....Tom Hicks			
RT.....Robin Earl	SLB.....Jerry Muckensturm	Total Yards.....	Opp 4907	Avg 306.7
WR.....Brian Baschnagel	RCB.....Allan Ellis	Rushing Yards.....	2015	125.9
QB.....Vince Evans	LCB.....Terry Schmidt	Passing Yards.....	2892	180.8
RB.....Walter Payton	SS.....Gary Fencik	Points Scored.....	264	16.5
FB.....Roland Harper	FS.....Doug Plank			

1981 CHICAGO BEARS STATISTICS

Record: 6-10, .375**5th Place, NFC Central****Head Coach: Neill Armstrong**

09/06 L	9-16	GREEN BAY	62,411
09/13 L	17-28	at San Francisco	49,520
09/20 W	28-17	TAMPA BAY	60,130
09/28 L	7-24	L.A. RAMS	62,461
10/04 L	21-24	at Minnesota	43,827
10/11 L	7-24	WASHINGTON	57,683
10/19 L	17-48	at Detroit	71,273
10/25 W	20-17	ot SAN DIEGO	52,905
11/01 L	10-20	at Tampa Bay	63,688
11/08 W	16-13	ot at Kansas City	60,605
11/15 L	17-21	at Green Bay	55,338
11/22 L	7-23	DETROIT	50,082
11/26 L	9-10	at Dallas	63,499
12/06 W	10-9	MINNESOTA	50,766
12/13 W	23-6	at Oakland	40,384
12/20 W	35-24	DENVER	40,125

	Bears	Opp
TOTAL FIRST DOWNS	278	290
Rushing	126	120
Passing	126	144
Penalty	26	26
3rd Down: Made/Att	95/268	73/233
3rd Down Pct.	35.4	31.3
4th Down: Made/Att	NA	NA
4th Down Pct.	NA	NA
TOTAL NET YARDS	4633	5394
Avg. Per Game	289.6	337.1
Total Plays	1134	1076
Avg. Per Play	4.1	5.0
NET YARDS RUSHING	2171	2146
Avg. Per Game	135.7	134.1
Total Rushes	608	521
NET YARDS PASSING	2462	3248
Avg. Per Game	153.9	203.0
Sacked/Yards Lost	35/266	31/279
Gross Yards	2728	3527
Att./Comp.	489/222	525/233
Completion Pct.	45.4	44.4
Had Intercepted	23	18
PUNTS/AVERAGE	114/39.7	98/40.7
NET PUNTING AVG.	33.3	33.3
PENALTIES/YARDS	121/996	119/947
FUMBLES/BALL LOST	37/17	33/22
TOUCHDOWNS	31	39
Rushing	13	13
Passing	14	23
Returns	4	3

PASSING	Att	Cmp	Yds	Cmp%	Yd/Att	TD	TD%	Int	Int%	Lg	Sack/Lost	Rating
Evans	436	195	2354	44.7	5.40	11	2.5	20	4.6	85	23/173	51.0
Phipps	17	11	171	64.7	10.06	2	11.8	0	0.0	43	5/41	139.7
Avellini	32	15	185	46.9	5.78	1	3.1	3	9.4	72	7/52	36.4
Baschnagel	1	1	18	100.0	18.00	0	0.0	0	0.0	0	0/0	118.8
Payton	2	0	0	0.0	0.00	0	0.0	0	0.0	0	0/0	39.6
Parsons	1	0	0	0.0	0.00	0	0.0	0	0.0	0	0/0	39.6
BEARS	469	222	2728	45.4	5.82	14	3.0	23	4.9	85	35/266	53.6
OPPONENTS	525	233	3527	44.4	6.72	23	4.4	18	3.4	91	31/279	67.6

Score by Period	1	2	3	4	OT	Tot
BEARS	41	71	55	90	6	263
OPPONENTS	83	83	63	95	0	324

SCORING	TDs:	Ru-Pa-R-K-PAT	FG	S	Pts				
Roveto	0	0	0	19/20	10/18	0	49		
Payton	8	6	2	0	0	0	48		
Suhey	3	3	0	0	0	0	18		
Evans	3	3	0	0	0	0	18		
Baschnagel	3	0	3	0	0	0	18		
Watts	3	0	3	0	0	0	18		
Anderson	2	0	2	0	0	0	12		
D. Williams	2	0	2	0	0	0	12		
Thomas	0	0	0	2/3	2/3	0	8		
Nielsen	0	0	0	8/8	0/2	0	8		
Earl	1	0	1	0	0	0	6		
Bell	1	0	0	1	0	0	6		
J. Fisher	1	0	0	1	0	0	6		
Margerum	1	0	1	0	0	0	6		
Harper	1	1	0	0	0	0	6		
Fencik	1	0	0	1	0	0	6		
Harris	1	0	0	1	0	0	6		
Plank	0	0	0	0	0	1	2		
BEARS	31	13	14	4	29	31	12/23	1	253

RUSHING	No	Yds	Avg	Lg	TD
Payton	339	1222	3.6	39	6
Suhey	150	521	3.5	26	3
Evans	43	218	5.1	25	3
Harper	34	106	3.1	11	1
McClendon	30	74	2.5	17	0
D. Williams	2	19	9.5	14	0
Margerum	1	11	11.0	11	0
Baschnagel	1	10	10.0	10	0
Phipps	1	0	0.0	0	0
Avellini	3	-1	-0.3	0	0
Neal	1	-6	-6.0	-6	0
Parsons	1	-6	-6.0	-6	0
BEARS	608	2171	3.6	39	13
OPPONENTS	521	2146	4.1	59	13

RECEIVING	No	Yds	Avg	Lg	TD
Payton	41	379	9.2	30	2
Margerum	39	584	15.0	41	1
Baschnagel	34	554	16.3	72	3
Suhey	33	168	5.1	15	0
Watts	27	465	17.2	42	3
D. Williams	18	126	7.0	14	2
Earl	10	118	11.8	24	1
Anderson	9	243	27.0	85	2
B. Williams	3	32	10.7	16	0
Cobb	2	20	10.0	11	0
Harper	2	10	5.0	8	0
McClendon	2	4	2.0	4	0
Harris	1	18	18.0	18	0
Zanders	1	7	7.0	7	0
BEARS	222	2728	12.3	85	14
OPPONENTS	233	3527	15.1	94	23

PUNTING	No	Yds	Avg	Net	TB	In	Lg	B
Parsons	114	4531	39.7	33.3	7	31	55	0
BEARS	114	4531	39.7	33.3	7	31	55	0
OPPONENTS	98	3985	40.7	33.3	10	15	67	0

INTS	No	Yds	Avg	Lg	TD
Fencik	6	121	20.2	69	1
Henderson	4	84	21.0	39	0
Schmidt	2	4	2.0	4	0
J. Fisher	2	3	1.5	3	0
Bell	1	92	92.0	92	1
Harris	1	44	44.0	44	1
Walterscheid	1	0	0.0	0	0
Singletary	1	-3	-3.0	-3	0
BEARS	18	345	19.2	92	3
OPPONENTS	23	385	16.7	50	2

KO RETURNS	No	Yds	Avg	Lg	TD
D. Williams	23	486	21.1	42	0
Moorehead	23	476	20.7	56	0
Baschnagel	2	34	17.0	23	0
J. Fisher	6	96	16.0	23	0
Frazier	6	77	12.8	15	0
B. Williams	1	35	35.0	35	0
B. Fisher	2	15	7.5	9	0
Anderson	1	-5	-5.0	-5	0
BEARS	64	1214	19.0	56	0
OPPONENTS	44	937	21.3	47	0

PUNT RET.	Ret	FC	Yds	Avg	Lg	TD
J. Fisher	43	20	509	11.8	88	1
Walterscheid	1	0	6	6.0	6	0
Plank	1	1	3	3.0	3	0
Baschnagel	0	3	0	0.0	0	0
BEARS	45	24	518	11.5	88	1
OPPONENTS	66	12	594	9.0	55	1

F6s	1-19	20-29	30-39	40-49	50+
Roveto	0/1	6/7	2/3	2/7	0/0
Thomas	0/0	1/2	1/1	0/0	0/0
Nielsen	0/0	0/1	0/1	0/0	0/0
BEARS	0/1	7/10	3/5	2/7	0/0
OPPONENTS	1/1	3/5	6/8	6/11	1/4

DEFENSE	T	S	A	FF	FR	PD	Sa	Int
Fencik	135	112	23	2	1	17	1.0	6
Wilson	81	65	16	2	3	3	0.0	0
Campbell	77	47	30	0	1	2	0.0	0
Singletary	72	60	12	1	0	4	9.0	1
Hampton	68	56	12	1	0	4	9.0	1
Plank	67	51	16	0	4	11	3.0	0
Harris	61	47	14	1	3	5	2.0	1
Page	61	49	12	0	1	4	9.0	0
Henderson	58	52	6	0	1	19	0.0	0
Kunz	57	42	15	0	0	2	0.0	0

SACKS: Page 9.0, Hampton 9.0, Osborne 4.0, Plank 3.0, Harris 2.0, Hartenstein 2.0, Fencik 1.0, Walterscheid 1.0

TEAM 31.0, OPPONENTS 35.0

USUAL STARTERS												RANKINGS		
Offense						Defense						Team Stats		
WR.....	Baschnagel/Watts	RE.....	Al Harris	Bears		Avg		Rank		Total Yards.....		4633	289.6	26
LT.....	Ted Albrecht	RT.....	Alan Page	Rushing Yards.....		2171	135.7	27		Passing Yards.....		2462	153.9	27
LG.....	Noah Jackson	LT.....	Jim Osborne	Points Scored.....		253	15.8	-		Opp		Avg	Rank	
C.....	Dan Neal	LE.....	Dan Hampton	Total Yards.....		5394	337.1	19		Rushing Yards.....		2146	134.1	20
RG.....	Emanuel Zanders	WLB.....	Gary Campbell	Passing Yards.....		3248	203.0	14		Points Scored.....		324	20.3	-
RT.....	Keith Van Horne	MLB.....	Mike Singletary	Opp		Avg	Rank							
TE.....	Robin Earl	SLB.....	Otis Wilson	Total Yards.....		5394	337.1	19						
WR.....	Margerum/Baschnagel	RCB.....	Reuben Henderson	Rushing Yards.....		2146	134.1	20						
QB.....	Vince Evans	LCB.....	Terry Schmidt	Passing Yards.....		3248	203.0	14						
RB.....	Walter Payton	SS.....	Gary Fencik	Points Scored.....		324	20.3	-						
FB.....	Matt Suhey	FS.....	Doug Plank											



1982 CHICAGO BEARS STATISTICS

Record: 3-6, .333**5th Place, NFC Central****Head Coach: Mike Ditka**

09/12	L	10-17	at Detroit	71,337
09/19	L	0-10	NEW ORLEANS	56,600
11/21	W	20-17	DETROIT	46,783
11/28	L	7-35	at Minnesota	54,724
12/05	W	26-13	NEW ENGLAND	36,973
12/12	L	14-20	at Seattle	52,826
12/19	L	7-10	ST. LOUIS	43,270
12/26	W	34-26	at L.A. Rams	46,502
01/02	L	23-26	ot at Tampa Bay	68,112

	Bears	Opp.
TOTAL FIRST DOWNS	153	166
Rushing	56	53
Passing	83	102
Penalty	14	11
3rd Down: Made/Att	47/128	36/119
3rd Down Pct.	36.7	30.3
4th Down: Made/Att	1/4	3/9
4th Down Pct.	25.0	33.3
TOTAL NET YARDS	2493	2851
Avg. Per Game	277.0	318.8
Total Plays	571	585
Avg. Per Play	4.4	4.9
NET YARDS RUSHING	988	902
Avg. Per Game	109.8	100.2
Total Rushes	276	261
NET YARDS PASSING	1505	1949
Avg. Per Game	167.2	216.6
Sacked/Yards Lost	33/244	30/240
Gross Yards	1749	2189
Att./Comp.	262/141	294/164
Completion Pct.	53.8	55.8
Had Intercepted	11	13
PUNTS/AVERAGE	59/41.6	49/41.6
NET PUNTING AVG.	35.2	37.1
PENALTIES/YARDS	58/422	52/451
FUMBLES/BALL LOST	16/8	20/7
TOUCHDOWNS	16	20
Rushing	5	4
Passing	10	14
Returns	1	2

Score by Period	1	2	3	4	OT	Total
BEARS	44	50	17	30	0	141
OPPONENTS	37	60	30	44	3	174

SCORING	Tds:Ru-Pa-R	K-PAT	FG	S	Pts		
Moorehead	5	0	5	0	30		
Roveto	0	0	0	10/10	4/13	0	22
B. Thomas	0	0	0	6/6	5/7	0	21
Margerum	3	0	3	0	0	18	
Suhey	3	3	0	0	0	18	
Baschnagel	2	0	2	0	0	12	
McMahon	1	1	0	0	0	6	
Payton	1	1	0	0	0	6	
Wilson	1	0	0	1	0	6	
Osborne	0	0	0	0	1	2	

RUSHING	No	Yds	Avg	Lg	TD
Payton	148	596	4.0	26	1
Suhey	70	206	2.9	13	3
McMahon	24	105	4.4	11	1
McClendon	17	47	2.8	13	0
Gentry	4	21	5.3	9	0
Harper	3	7	2.3	8	0
C. Thomas	5	4	0.8	3	0
Moorehead	2	3	1.5	6	0
Evans	2	0	0.0	6	0
Watts	1	-1	-1.0	-1	0
BEARS	276	988	3.6	26	5
OPPONENTS	261	902	3.5	47	4

RECEIVING	No	Yds	Avg	Lg	TD
Suhey	36	333	9.3	45	0
Payton	32	311	9.7	40	0
Moorehead	30	363	12.1	50	5
Margerum	14	207	14.8	28	3
Baschnagel	12	194	16.2	39	2
Watts	8	217	27.1	40	0
Earl	4	56	14.0	18	0
Scott	2	44	22.0	27	0
Gentry	1	9	9.0	9	0
Harper	1	8	8.0	8	0
McClendon	1	7	7.0	7	0
BEARS	141	1749	12.4	50	10
OPPONENTS	164	2189	13.3	65	14

PUNTING	No	Yds	Avg	Net	TB	In	Lg	B
Parsons	58	2394	41.3		3	9	81	0
McMahon	1	59	59.0		0	0	59	0
BEARS	59	2453	41.6	35.2	3	9	81	0
OPPONENTS	49	2038	41.6	37.1	4	7	60	0

INTS	No	Yds	Avg	Lg	TD
Schmidt	4	39	9.8	29	0
Fisher	3	19	6.3	19	0
Wilson	2	39	19.5	39t	1
Fencik	2	2	1.0	2	0
Frazier	2	0	0.0	0	0
BEARS	13	99	7.6	39t	1
OPPONENTS	11	195	17.7	99t	2

KO RETURNS	No	Yds	Avg	Lg	TD
Watts	14	330	23.6	36	0
Gentry	9	161	17.9	23	0
Fisher	7	102	14.6	20	0
Bell	1	14	14.0	14	0
Harper	2	10	5.0	10	0
Muckensturm	1	5	5.0	5	0
BEARS	34	622	18.3	36	0
OPPONENTS	30	537	17.9	32	0

PUNT RET.	Ret	FC	Yds	Avg	Lg	TD
Gentry	15	5	77	5.1	16	0
Fisher	9	6	65	7.2	17	0
BEARS	24	11	142	5.9	17	0
OPPONENTS	34	7	314	9.2	37	0

FGs	1-19	20-29	30-39	40-49	50+
Roveto	1/1	0/0	0/4	2/4	1/4
B. Thomas	1/1	0/0	0/2	3/3	0/1
BEARS	2/2	0/0	1/6	5/7	1/5
OPPONENTS	0/0	2/3	7/10	3/4	0/0

DEFENSE (Top 10)	T	S	A	FF	FR	PD	Sa	
<u>Int</u>								
Fencik	82	52	30	0	0	5	0.0	2
Hampton	71	62	9	1	0	0	7.0	0
Singletary	71	61	10	1	1	2	1.0	0
Walterscheid	62	45	17	0	0	5	0.0	0
Wilson	40	31	9	0	0	1	2.0	2
Campbell	36	24	12	1	2	5	1.0	2
Frazier	31	28	3	1	1	12	1.0	2
Osborne	31	27	4	1	0	2	5.0	0
Schmidt	30	24	6	0	0	10	0.0	4
Fisher	29	23	6	0	0	2	0.0	3

SACKS: Hampton 7.0, Osborne 5.0, Hartenstine 4.5, McMichael 4.0, Harris 2.5, Wilson 2.0, Singletary 1.0, Campbell 1.0, Frazier 1.0, Bell 1.0, Herron 1.0
TEAM 30.0, **OPPONENTS** 33.0

PASSING	Att	Cmp	Yds	Cmp%	Yd/Att	TD	TD%	Int	Int%	Lg	Sack/Lost	Rating
McMahon	210	120	1501	57.1	7.15	9	4.3	7	3.3	50	27/196	80.1
Avellini	20	8	84	40.0	4.20	0	0.0	0	0.0	21	4/31	52.9
Evans	28	12	125	42.9	4.46	0	0.0	4	14.3	19	2/17	16.8
Payton	3	1	39	33.3	13.00	1	33.3	0	0.0	39	0/0	122.0
Baschnagel	1	0	0	0.0	0.00	0	0.0	0	0.0	0	0/0	39.6
BEARS	262	141	1749	53.8	6.68	10	3.8	11	4.2	50	33/244	69.9
OPPONENTS	294	164	2189	55.8	7.45	14	4.8	13	4.4	65	30/240	77.3

USUAL STARTERS

Offense	Defense
WR.....Ken Margerum	RE.....Al Harris
LT.....Phil McKinney	RT.....Dan Hampton
LG.....Noah Jackson	LT.....Jim Osborne
C.....Dan Neal	LE.....Mike Hartenstine
RG.....Jeff Williams	WLB.....Gary Campbell
RT.....Keith Van Horne	MLB.....Mike Singletary
TE.....Emery Moorehead	SLB.....Otis Wilson
WR.....Brian Baschnagel	RCB.....Leslie Frazier
QB.....Jim McMahon	LCB.....Terry Schmidt
RB.....Walter Payton	SS.....Gary Fencik
FB.....Matt Suhey	FS.....Len Walterscheid

RANKINGS

Team Stats	Bears	Avg	Rank
Total Yards.....	2493.....	277.0.....	26
Rushing Yards.....	988.....	109.8.....	18
Passing Yards.....	1505.....	167.2.....	23
Points Scored.....	141.....	15.7.....	-
	Opp	Avg	Rank
Total Yards.....	2851.....	316.8.....	16
Rushing Yards.....	902.....	100.2.....	5
Passing Yards.....	1949.....	216.6.....	21
Points Scored.....	174.....	19.3.....	-

1983 CHICAGO BEARS STATISTICS

Record: 8-8, .500**T-2nd Place, NFC Central****Head Coach: Mike Ditka**

09/04 L 17-20	ATLANTA	60,165
09/11 W 17-10	TAMPA BAY	58,186
09/18 L 31-34	ot at New Orleans	64,692
09/25 L 19-22	at Baltimore	34,350
10/02 W 31-14	DENVER	58,210
10/09 L 14-23	MINNESOTA	59,632
10/16 L 17-31	at Detroit	66,709
10/23 W 7-6	at Philadelphia	45,263
10/30 L 17-38	DETROIT	58,764
11/06 L 14-21	at L.A. Rams	53,010
11/13 W 17-14	PHILADELPHIA	47,524
11/20 W 27-0	at Tampa Bay	36,816
11/27 W 13-3	SAN FRANCISCO	40,483
12/04 L 28-31	at Green Bay	51,147
12/11 W 19-13	at Minnesota	57,880
12/18 W 23-21	GREEN BAY	35,807

	Bears	Opp
TOTAL FIRST DOWNS	308	286
Rushing	154	113
Passing	136	154
Penalty	18	19
3rd Down: Made/Att	79/231	72/216
3rd Down Pct.	34.2	33.3
4th Down: Made/Att	14/22	8/14
4th Down Pct.	63.6	57.1
TOTAL NET YARDS	5830	5132
Avg. Per Game	364.4	320.8
Total Plays	1083	1023
Avg. Per Play	5.4	5.0
NET YARDS RUSHING	2727	2000
Avg. Per Game	170.4	125.0
Total Rushes	583	482
NET YARDS PASSING	3103	3132
Avg. Per Game	193.9	195.8
Sacked/Yards Lost	53/358	51/384
Gross Yards	3461	3526
Att./Comp.	447/255	490/249
Completion Pct.	57.0	50.8
Had Intercepted	21	22
PUNTS/AVERAGE	92/36.9	99/38.6
NET PUNTING AVG.	92/31.7	99/32.1
PENALTIES/YARDS	107/869	86/687
FUMBLES/BALL LOST	26/14	37/17
TOUCHDOWNS	39	36
Rushing	14	20
Passing	21	15
Returns	4	1

PASSING	Att	Cmp	Yds	Cmp%	Yd/Att	TD	TD%	Int	Int%	Lg	Sack/Lost	Rating
McMahon	295	175	2184	59.3	7.40	12	4.1	13	4.4	87t	42/266	77.7
Evans	145	76	1108	52.4	7.64	5	3.4	7	4.8	72	11/92	68.9
Payton	6	3	95	50.0	15.83	3	50.0	2	33.3	56	0/0	95.8
Suhey	1	1	74	100.0	74.00	1	100.0	0	0.0	74t	0/0	158.3
BEARS	447	255	3461	57.0	7.74	21	4.7	22	4.9	87t	53/358	77.1
OPPONENTS	490	249	3526	50.8	7.20	15	3.1	21	4.3	74	51/384	68.8

Score by Period	1	2	3	4	OT	Tot
BEARS	55	104	40	112	0	311
OPPONENTS	78	63	83	71	6	301

SCORING	TDs:	R	P	a	R	K	P	AT	FG	S	Pts
B.Thomas	0	0	0	0	0	35/38	14/25	0	77		
Payton	8	6	2	0	0			0	48		
Gault	8	0	8	0	0			0	48		
Suhey	5	4	1	0	0			0	30		
McKinnon	5	0	4	1	0			0	30		
McMahon	3	2	1	0	0			0	18		
Moorehead	3	0	3	0	0			0	18		
Margerum	2	0	2	0	0			0	12		
Evans	1	1	0	0	0			0	6		
Frazier	1	0	0	1	0			0	6		
Hutchinson	1	1	0	0	0			0	6		
Schmidt	1	0	0	1	0			0	6		
Hartenstine	1	0	0	1	0			0	6		

BEARS	39	14	21	4	35/38	14/25	0	311
OPPONENTS	36	20	15	1	34/36	17/23	0	301

RUSHING	No	Yds	Avg	Lg	TD
Payton	314	1421	4.5	49	6
Suhey	149	681	4.6	39	4
McMahon	55	307	5.6	32	2
Evans	22	142	6.5	27	1
Gault	16	65	4.1	17	0
Gault	4	31	7.8	22	0
Parsons	1	27	27.0	27	0
C. Thomas	8	25	3.1	9	0
Hutchinson	6	13	2.2	5	1
Margerum	1	7	7.0	7	0
Moorehead	5	6	1.2	5	0
Baschnagel	2	2	1.0	2	0
BEARS	583	2727	4.7	49	14
OPPONENTS	482	2000	4.1	71	20

RECEIVING	No	Yds	Avg	Lg	TD
Payton	53	607	11.5	74t	2
Suhey	49	429	8.8	52	1
Moorehead	42	597	14.2	36	3
Gault	40	836	20.9	87t	8
Margerum	21	336	16.0	60	2
McKinnon	20	326	16.3	49	4
Saldi	12	119	9.9	16	0
Dunsmore	8	102	12.8	24	0
Baschnagel	5	70	14.0	24	0
C. Thomas	2	13	6.5	7	0
Gentry	2	8	4.0	6	0
McMahon	1	18	18.0	18t	1
BEARS	255	3461	13.6	87	21
OPPONENTS	249	3526	14.2	74	15

PUNTING	No	Yds	Avg	Net	Tb	In	Lg	B
Parsons	79	2916	36.9		5	22	54	0
Stachowicz	12	447	37.3		0	0	48	2
McMahon	1	36	36.0		0	0	36	0
BEARS	92	3399	36.9	36.2	5	22	54	2
OPPONENTS	99	3821	38.6	38.6	10	25	60	1

INTS	No	Yds	Avg	Lg	TD
Frazier	7	135	19.3	56	1
Schmidt	5	31	6.2	32	1
Richardson	5	9	1.8	6	0
Fencik	2	34	17.0	20	0
Wilson	1	6	6.0	6	0
Singletary	1	0	0.0	0	0
BEARS	21	215	10.2	56	2
OPPONENTS	22	291	13.2	35	1

KO RETURNS	No	Yds	Avg	Lg	TD
Hutchinson	17	259	15.2	28	0
Gault	13	276	21.2	38	0
Gentry	7	130	18.6	28	0
Watts	5	79	15.8	21	0
Duerson	3	66	22.0	24	0
Baschnagel	3	42	14.0	19	0
McKinnon	2	42	21.0	25	0
BEARS	58	953	16.4	38	0
OPPONENTS	66	1229	18.6	61	0

PUNT RET.	Ret	FC	Yds	Avg	Lg	TD
McKinnon	34	3	316	9.3	59	1
Fisher	13	3	71	5.5	11	0
Gault	9	1	61	6.8	12	0
BEARS	56	7	448	8.0	59	1
OPPONENTS	44	13	322	7.3	34	0

FGs	1-19	20-29	30-39	40-49	50+
B. Thomas	1/1	9/9	0/4	3/6	1/5
BEARS	1/1	9/9	0/4	3/6	1/5
OPPONENTS	1/1	7/7	7/8	2/6	0/1

DEFENSE (Top 10)	T	S	A	FF	FR	PD	Sa	Int
Singletary	147	120	27	1	4	7	3.5	1
Bell	115	92	23	1	1	6	3.0	1
Wilson	103	87	16	2	0	7	1.0	1
Hartenstine	71	56	15	3	1	4	12.0	0
Richardson	69	58	11	0	1	20	0.0	5
Osborne	61	48	13	5	1	2	5.0	0
Frazier	60	52	8	0	1	21	0.0	7
Harris	57	48	9	0	2	0	7.0	0
Duerson	51	41	10	1	0	4	0.0	0
Hampton	47	40	7	0	0	4	5.0	0

SACKS: Hartenstine 12.0, McMichael 8.5, Harris 7.0, Hampton 5.0, Osborne 5.0, Singletary 3.5, Bell 3.0, Dent 3.0, Cabral 1.0, Campbell 1.0, Keys 1.0

TEAM 51.0, OPPONENTS 53.0

USUAL STARTERS												
Offense						Defense						
WR.....Willie Gault						RE.....Dan Hampton						
LT.....Jim Covert						RT.....Steve McMichael						
LG.....Noah Jackson						LT.....Jim Osborne						
C.....Jay Hilgenberg						LE.....Mike Hartenstine						
RG.....Kurt Becker						WLB.....Al Harris						
RT.....Keith Van Horne						MLB.....Mike Singletary						
TE.....Emery Moorehead						SLB.....Otis Wilson						
WR.....Ken Margerum						RCB.....Leslie Frazier						
QB.....Jim McMahon						LCB.....Mike Richardson						
RB.....Walter Payton						SS.....Todd Bell						
FB.....Matt Suhey						FS.....Gary Fencik						

RANKINGS			
Team Stats	Bears	Avg	Rank
Total Yards.....	5830	364.44
Rushing Yards.....	2727	170.41
Passing Yards.....	3103	193.917
Points Scored.....	311	19.4-
Opp			
Team Stats	Bears	Avg	Rank
Total Yards.....	5132	320.88
Rushing Yards.....	2000	125.0t11
Passing Yards.....	3132	195.812
Points Scored.....	301	18.8-



1984 CHICAGO BEARS STATISTICS

Record: 10-6, .625**1st Place, NFC Central****Head Coach: Mike Ditka**

09/02 W 34-14	TAMPA BAY	58,789
09/09 W 27-0	DENVER	54,335
09/16 W 9-7	at Green Bay	55,795
09/23 L 9-38	at Seattle	61,520
09/30 L 14-23	DALLAS	63,623
10/07 W 20-7	NEW ORLEANS	53,752
10/14 L 21-38	at St. Louis	49,554
10/21 W 44-9	at Tampa Bay	60,003
10/28 W 16-7	MINNESOTA	57,517
11/04 W 17-6	L.A. RAIDERS	59,585
11/11 L 13-29	at L.A. Rams	62,021
11/18 W 16-14	DETROIT	54,911
11/25 W 34-3	at Minnesota	56,881
12/03 L 7-20	at San Diego	45,470
12/09 L 14-20	GREEN BAY	59,374
12/16 W 30-13	at Detroit	53,252

PLAYOFFS

12/30 W 23-19	at Washington	55,431
01/06 L 0-23	at San Francisco	61,040

	Bears	Opp
TOTAL FIRST DOWNS	297	216
Rushing	164	72
Passing	115	122
Penalty	18	22
3rd Down: Made/Att	105/256	55/209
3rd Down Pct.	41.0	26.3
4th Down: Made/Att	9/23	2/11
4th Down Pct.	39.1	18.2
TOTAL NET YARDS	5437	3860
Avg. Per Game	339.8	241.3
Total Plays	1100	885
Avg. Per Play	4.9	4.4
NET YARDS RUSHING	2974	1377
Avg. Per Game	185.9	86.1
Total Rushes	674	378
NET YARDS PASSING	2463	2486
Avg. Per Game	153.9	155.4
Sacked/Yards Lost	36/232	72/583
Gross Yards	2695	3069
Att./Comp.	390/226	435/197
Completion Pct.	57.9	45.3
Had Intercepted	15	21
PUNTS/AVERAGE	85/39.2	100/41.3
NET PUNTING AVG.	85/35.3	100/34.3
PENALTIES/YARDS	114/851	86/698
FUMBLES/BALL LOST	31/16	33/13
TOUCHDOWNS	37	29
Rushing	22	10
Passing	14	14
Returns	1	5

PASSING	Att	Cmp	Yds	Cmp%	Yd/Att	TD	TD%	Int	Int%	Lg	Sack/Lost	Rating
McMahon	143	85	1146	59.4	8.01	8	5.6	2	1.4	61t	10/48	97.8
Fuller	78	53	595	67.9	7.63	3	3.8	0	0.0	30	7/41	103.1
Lisch	85	43	413	50.6	4.86	0	0.0	6	7.1	23	13/91	34.9
Avellini	53	30	288	56.6	5.43	0	0.0	3	5.7	50	5/43	48.1
Landry	21	11	199	52.4	9.48	1	4.8	3	14.3	55	0/0	62.8
Payton	8	3	47	37.5	5.88	2	40.0	0	0.0	17	0/0	66.9
Baschnagel	2	1	7	50.0	3.5	0	0.0	1	50.0	7	0/0	43.9
BEARS	390	226	2695	57.9	6.91	14	3.6	15	3.8	61	36/232	75.3
OPPONENTS	435	197	3069	45.4	7.07	14	3.2	21	4.8	88	72/583	60.0

Score by Period	1	2	3	4	OT	Tot
BEARS	91	107	62	65	0	325
OPPONENTS	33	73	53	89	0	248

SCORING	TDs:	Ru-Pa-R	K-PAT	FG	S	Pts
B. Thomas	0	0	0	35/37	22/28	0 101
Payton	11	11	0	0	0	66
Suhey	6	4	2	0	0	36
Gault	6	0	6	0	0	36
McKinnon	3	0	3	0	0	18
McMahon	2	2	0	0	0	12
Fuller	1	1	0	0	0	6
Landry	1	1	0	0	0	6
Bell	1	0	0	1	0	6
Gentry	1	1	0	0	0	6
Hutchinson	1	1	0	0	0	6
C. Thomas	1	1	0	0	0	6
Anderson	1	0	1	0	0	6
Dunsmore	1	0	1	0	0	6
Moorehead	1	0	1	0	0	6
BEARS	37	22	14	135/37	22/28	1 325
OPPONENTS	29	10	14	5	26/29	16/21 0 248

RUSHING	No	Yds	Avg	Lg	TD
Payton	391	1684	4.4	72	11
Suhey	124	424	3.4	21	4
McMahon	39	276	7.1	30	2
C. Thomas	40	186	4.7	37	1
Lisch	18	121	6.7	31	0
Fuller	15	89	5.9	26	1
Gentry	21	79	3.8	22	1
Jordan	11	70	6.4	29	0
Hutchinson	14	39	2.8	6	1
McKinnon	2	12	6.0	21	0
Landry	2	1	0.5	1	1
Avellini	3	-5	-1.7	0	0
Moorehead	1	-2	-2.0	-2	0
BEARS	674	2974	4.4	72	22
OPPONENTS	378	1377	3.6	44	10

RECEIVING	No	Yds	Avg	Lg	TD
Payton	45	368	8.2	31	0
Suhey	41	309	7.5	23	2
Gault	34	587	17.3	61t	6
McKinnon	30	434	14.5	32	3
Moorehead	29	497	17.1	50	1
Dunsmore	9	106	11.8	25	1
Saldi	9	90	10.0	20	0
C. Thomas	9	39	4.3	9	0
Baschnagel	6	53	8.8	17	0
Gentry	4	29	7.3	13	0
Anderson	3	77	25.7	49	1
Krenk	2	31	15.5	24	0
McMahon	1	42	42.0	42	0
Camaron	1	13	13.0	13	0
Cabral	1	7	7.0	7	0
BEARS	226	2695	11.9	61	14
OPPONENTS	197	3069	15.6	88	14

PUNTING	No	Yds	Avg	Net	TB	In	Lg	B
Finzer	83	3328	40.1	35.3	4	26	87	2
BEARS	85	3328	39.2	35.3	4	26	87	2
OPPONENTS	100	4130	41.3	34.3	7	12	62	0

INTS	No	Yds	Avg	Lg	TD
Fencik	5	102	20.4	61	0
Frazier	5	89	17.8	33	0
Bell	4	46	11.5	36	1
Richardson	2	7	3.5	7	0
Harris	1	34	34.0	34	0
Gayle	1	1	1.0	1	0
Duerson	1	9	9.0	9	0
Singletary	1	4	4.0	4	0
Schmidt	1	0	0.0	0	0
BEARS	21	290	13.8	61	1
OPPONENTS	15	241	16.1	66	3

KO RETURNS	No	Yds	Avg	Lg	TD
Cameron	26	485	18.7	40	0
Gentry	11	209	19.0	33	0
Duerson	5	95	19.0	26	0
Bell	1	35	35.0	35	0
Jordan	5	62	12.4	22	0
Gault	1	12	12.0	12	0
BEARS	49	898	18.3	40	0
OPPONENTS	68	1443	21.2	97	1

PUNT RET.	Ret	FC	Yds	Avg	Lg	TD
Fisher	58	11	492	8.5	28	0
Duerson	1	0	4	4.0	4	0
McKinnon	5	0	62	12.4	18	0
BEARS	64	11	558	8.7	28	0
OPPONENTS	41	12	249	6.1	21	0

FGs	1-19	20-29	30-39	40-49	50+
B. Thomas	3/3	6/7	5/6	6/9	2/3
BEARS	3/3	6/7	5/6	6/9	2/3
OPPONENTS	0/0	6/6	1/2	8/11	1/2

DEFENSE (Top 10)	T	S	A	FF	FR	PD	Sa	Int
Singletary	116	81	35	3	1	4	3.5	1
Fencik	103	82	21	0	1	9	1.0	5
Bell	77	58	19	1	2	5	4.5	4
Harris	68	52	16	0	0	6	2.0	1
Wilson	61	47	14	1	0	3	7.5	0
Hampton	54	40	14	1	3	2	11.5	0
McMichael	42	30	12	0	0	2	10.0	0
Dent	39	31	8	4	1	1	17.5	0
Richardson	36	31	5	0	1	13	0.2	0
Hartenstine	36	24	12	2	2	0	6.0	0
SACKS:	Dent 17.5, Hampton 11.5, McMichael 10.0, Wilson 7.5, Hartenstine 6.0, Bell 4.5, Singletary 3.5, Duerson 3.0, Keys 2.5, Harris 2.0, Waechter 2.0, Fencik 1.0, Osborne 1.0							
TEAM 72.0, OPPONENTS 36.0								

USUAL STARTERS

Offense	Defense
WR.....Willie Gault	RE.....Richard Dent
LT.....Jim Covert	RT.....Dan Hampton
LG.....Mark Bortz	LT.....Steve McMichael
C.....Jay Hilgenberg	LE.....Mike Hartenstine
RG.....Kurt Becker	WLB.....Al Harris
RT.....Keith Van Horne	MLB.....Mike Singletary
TE.....Emery Moorehead	SLB.....Otis Wilson
WR.....Dennis McKinnon	RCB.....Leslie Frazier
QB.....S. Fuller/J. McMahon	LCB.....Mike Richardson
RB.....Walter Payton	SS.....Todd Bell
FB.....Matt Suhey	FS.....Gary Fencik

RANKINGS

Team Stats	Bears	Avg	Rank
Total Yards.....	5437	339.8	7
Rushing Yards.....	2974	185.9	1
Passing Yards.....	2463	153.9	26
Points Scored.....	325	20.3	-
	Opp	Avg	Rank
Total Yards.....	3860	241.3	1
Rushing Yards.....	1377	86.1	1
Passing Yards.....	2486	155.4	2
Points Scored.....	248	15.5	-

1985 CHICAGO BEARS STATISTICS

Record: 15-1, .938**1st Place, NFC Central****Head Coach: Mike Ditka**

09/08 W 38-28	TAMPA BAY	57,828
09/15 W 20-7	NEW ENGLAND	60,533
09/19 W 33-24	at Minnesota	61,242
09/29 W 45-10	WASHINGTON	63,708
10/06 W 27-19	at Tampa Bay	51,795
10/13 W 26-10	at San Francisco	60,523
10/21 W 23-7	GREEN BAY	65,095
10/27 W 27-9	MINNESOTA	63,815
11/03 W 16-10	at Green Bay	55,343
11/10 W 24-3	DETROIT	53,467
11/17 W 44-0	at Dallas	63,855
11/24 W 36-0	ATLANTA	61,769
12/02 L 24-38	at Miami	75,594
12/08 W 17-10	INDIANAPOLIS	59,997
12/14 W 19-6	at New York Jets	74,752
12/22 W 37-17	at Detroit	74,042
PLAYOFFS		
01/05 W 21-0	N.Y. GIANTS	62,076
01/12 W 24-0	L.A. RAMS	63,522
01/26*W 46-10	New England	73,818

*Super Bowl XX at Superdome in New Orleans

	Bears	Opp.
TOTAL FIRST DOWNS	343	236
Rushing	176	74
Passing	145	141
Penalty	22	21
3rd Down: Made/Att	85/219	61/205
3rd Down Pct.	38.8	27.8
4th Down: Made/Att	5/13	6/16
4th Down Pct.	38.5	37.5
TOTAL NET YARDS	5837	4135
Avg. Per Game	364.8	258.4
Total Plays	1085	945
Avg. Per Play	5.4	4.4
NET YARDS RUSHING	2761	1319
Avg. Per Game	172.6	82.4
Total Rushes	610	359
NET YARDS PASSING	3076	2816
Avg. Per Game	192.3	176.0
Sacked/Yards Lost	43/227	64/483
Gross Yards	3303	3299
Att./Comp.	432/237	522/249
Completion Pct.	54.9	47.7
Had Intercepted	16	34
PUNTS/AVERAGE	68/42.4	90/40.4
NET PUNTING AVG.	68/35.1	90/33.5
PENALTIES/YARDS	104/912	115/934
FUMBLES/BALL LOST	25/15	30/20
TOUCHDOWNS	51	23
Rushing	27	6
Passing	17	16
Returns	7	1

PASSING	Att	Cmp	Yds	Cmp%	Yd/Att
McMahon	313	178	2392	56.9	7.64
Fuller	107	53	777	49.5	7.26
Payton	5	3	96	60.0	19.2
Tomczak	6	2	33	33.3	5.5
Buford	1	1	5	100.0	5.0
BEARS	432	237	3303	54.9	7.65
OPPONENTS	522	249	3299	47.7	6.3

Score by Period	1	2	3	4	OT	Tot
BEARS	67	144	123	122	0	456
OPPONENTS	50	77	34	37	0	198

SCORING	Tds:	Ru-Pa-R	K-PAT	FG	S	Pts		
Butler	0	0	0	0	51/51	31/38	0	144
Payton	11	9	2	0	0	0	0	66
McKinnon	7	0	7	0	0	0	0	42
Fuller	5	5	0	0	0	0	0	30
McMahon	4	3	1	0	0	0	0	24
Thomas	4	4	0	0	0	0	0	24
Gentry	3	2	0	1	0	0	0	18
Perry	3	2	1	0	0	0	0	18
Suhey	2	1	1	0	0	0	0	12
Margerum	2	0	2	0	0	0	0	12
Gault	2	0	1	0	0	0	0	12
Wilson	1	0	0	1	0	0	0	8
Dent	1	0	0	1	0	0	0	6
Frazier	1	0	0	1	0	0	0	6
Wrightman	1	0	1	0	0	0	0	6
Rivera	1	0	0	1	0	0	0	6
Moorehead	1	0	1	0	0	0	0	6
Sanders	1	1	0	0	0	0	0	6
Richardson	1	0	0	1	0	0	0	6
McMichael	0	0	0	0	0	0	0	2
Waechter	0	0	0	0	0	0	0	1
BEARS	51	27	17	7	51/51	31/38	3	1956
OPPONENTS	23	6	16	1	22/23	12/19	3	498

RUSHING	No	Yds	Avg	Lg	TD
Payton	324	1551	4.8	40	9
Butler	115	471	4.1	17	1
McMahon	47	252	5.4	19	3
Gentry	30	160	5.3	21	2
Thomas	31	125	4.0	17	4
Sanders	25	104	4.2	28	1
Fuller	24	77	3.2	19	5
Gault	5	18	3.6	11	2
Perry	5	7	1.4	2	2
Tomczak	2	3	1.5	3	0
McMichael	1	0	0.0	0	0
Margerum	1	-7	-7.0	-7	0
BEARS	610	2761	4.5	40	27
OPPONENTS	359	1319	3.7	37	6

RECEIVING	No	Yds	Avg	Lg	TD
Payton	49	483	9.9	65	2
Moorehead	35	481	13.7	25	1
Gault	33	704	21.3	70t	1
Suhey	33	295	8.9	35	1
McKinnon	31	555	17.9	48	7
Wrightman	24	407	17.0	49	1
Margerum	17	190	11.2	20	2
Gentry	5	77	15.4	30	0
Thomas	5	45	9.0	15	0
Maness	1	34	34.0	34	0
McMahon	1	13	13.0	13	1
Sanders	1	9	9.0	9	0
Perry	1	6	6.0	6	0
Dent	1	4	4.0	4	1
BEARS	237	3303	13.9	70	17
OPPONENTS	249	3299	13.2	90t	16

PUNTING	No	Yds	Avg	Net	TB	In	Lg	B
Buford	68	2870	42.2	35.1	14	18	69	1
BEARS	69	2870	41.6	35.1	14	18	69	1
OPPONENTS	90	3639	40.4	33.5	6	11	75	1

INTS	No	Yds	Avg	Lg	TD
Frazier	6	119	19.8	33	1
Duerson	5	58	11.6	25	0
Fencik	5	38	7.6	22	0
Marshall	4	27	5.4	14	0
Richardson	4	174	43.5	90	1
Wilson	3	35	11.7	23	1
Taylor	3	28	9.3	18	0
Dent	2	10	5	9	1
Singletary	1	23	23.0	23	0
Rivera	1	4	4.0	4	0
BEARS	34	512	15.1	90	4
OPPONENTS	46	99	2.2	43	1

KO RETURNS	No	Yds	Avg	Lg	TD
Gault	22	577	26.2	99t	1
Gentry	18	466	25.9	94	1
Taylor	1	18	18.0	18	0
McKinnon	1	16	16.0	16	0
Sanders	1	10	10.0	10	0
Marshall	0	2	0.0	2	0
BEARS	43	1089	25.3	99t	2
OPPONENTS	78	1827	23.4	58	0

PUNT RET.	Ret	FC	Yds	Avg	Lg	TD
Taylor	25	8	198	7.9	21	0
Ortego	17	2	158	9.3	23	0
Duerson	6	0	47	7.8	11	0
Gentry	0	0	47	0.0	47	0
McKinnon	4	0	44	11.0	11	0
Maness	2	0	9	4.5	5	0
BEARS	54	10	503	9.3	47	0
OPPONENTS	24	9	203	8.5	29	0

Fbs	1-19	20-29	30-39	40-49	50+
Butler	2/2	13/13	13/14	3/6	0/3
BEARS	2/2	13/13	13/14	3/6	0/3
OPPONENTS	1/1	2/3	5/6	3/5	1/4

DEFENSE	(Top 10)	T	S	A	FF	FR	PD	SA	Int
Fencik	118	98	20	0	1	15	0	1	0
Singletary	113	89	24	0	3	5	3	0	1
Marshall	78	60	18	2	1	4	6	0	4
Wilson	69	54	15	0	2	5	11.5	3	0
Duerson	64	55	9	1	1	10	2.0	5	0
Frazier	52	45	7	0	0	22	0.0	6	0
McMichael	44	39	5	0	1	2	8.0	0	0
Richardson	41	37	4	2	1	25	0.0	4	0
Dent	38	33	5	7	2	7	17.0	2	0
Hampton	32	26	6	2	3	4	5.5	0	0
SACKS:	Dent 17.0, Wilson 11.5, McMichael 8.0, Marshall 6.0, Hampton 5.5, Perry 5.0, Singletary 3.0, Waechter 2.5, Duerson 2.0, Keys 2.0, Hartenstine 1.0, Rivera 0.5								
TEAM	64.0	OPPONENTS	43.0						

Black box indicates World Championship.

USUAL STARTERS				RANKINGS			
Offense		Defense		Team Stats	Bears	Avg	Rank
WR	Willie Gault	RE.....	Richard Dent	Total Yards	5837	364.8	7
LT	Jim Covert	RT.....	William Perry	Rushing Yards	2761	172.6	1
LG	Mark Bortz	LT.....	Steve McMichael	Passing Yards	3076	192.3	20
C	Jay Hilgenberg	LE	Dan Hampton	Points Scored	456	28.5	-
RG	Tom Thayer	WLB.....	Wilbur Marshall				
TE	Keith Van Horne	MLB.....	Mike Singletary				
RT	Emery Moorehead	SLB.....	Otis Wilson	Total Yards	4135	258.4	1
WR	Dennis McKinnon	RCB.....	Leslie Frazier	Rushing Yards	1319	82.4	1
QB	Jim McMahon	LCB.....	Mike Richardson	Passing Yards	2816	176.0	3
RB	Walter Payton	SS.....	Dave Duerson	Points Scored	198	12.4	-
FB	Matt Suhey	FS.....	Gary Fencik				

Team Stats	Bears	Avg	Rank
Total Yards.....	5837	364.8	7
Rushing Yards.....	2761	172.6	1
Passing Yards.....	3076	192.3	20
Points Scored.....	456	28.5	-

	Opp	Avg	Rank
Total Yards.....	4135	258.4	1
Rushing Yards.....	1319	82.4	1
Passing Yards.....	2816	176.0	3
Points Scored.....	198	12.4	-



1986 CHICAGO BEARS STATISTICS

Record: 14-2, .875

1st Place, NFC Central

Head Coach: Mike Ditka

09/07 W 41-31	CLEVELAND	66,030
09/14 W 13-10	at PHILADELPHIA	65,130
09/22 W 25-12	at Green Bay	55,527
09/28 W 44-7	at Cincinnati	55,146
10/05 W 23-0	MINNESOTA	63,921
10/12 W 20-7	at Houston	46,026
10/19 L 7-23	at Minnesota	62,851
10/26 W 13-7	DETROIT	62,064
11/03 L 17-20	L.A. RAMS	64,877
11/09 W 23-3	at Tampa Bay	70,097
11/16 W 13-10	at Atlanta	55,520
11/23 W 12-10	GREEN BAY	59,291
11/30 W 13-10	at PITTSBURGH	61,425
12/07 W 48-14	TAMPA BAY	52,746
12/15 W 16-13	at Detroit	75,602
12/21 W 24-10	at Dallas	57,256

PLAYOFFS

01/03 L 13-27	WASHINGTON	65,141
---------------	------------	--------

	Bears	Opp
TOTAL FIRST DOWNS	305	241
Rushing	166	67
Passing	118	151
Penalty	21	23
3rd Down: Made/Att	77/207	74/228
3rd Down Pct.	37.0	32.0
4th Down: Made/Att	5/12	11/21
4th Down Pct.	42.0	52.0
TOTAL NET YARDS	5459	4130
Avg. Per Game	341.2	258.1
Total Plays	1045	1002
Avg. Per Play	5.2	4.1
NET YARDS RUSHING	2700	1463
Avg. Per Game	168.8	91.4
Total Rushes	606	427
NET YARDS PASSING	2759	2667
Avg. Per Game	172.4	166.7
Sacked/Yards Lost	24/153	62/503
Gross Yards	2912	3170
Att./Comp.	415/208	513/243
Completion Pct.	50.1	47.4
Had Intercepted	25	31
PUNTS/AVERAGE	70/40.7	100/40.9
NET PUNTING AVG.	70/36.9	100/33.5
PENALTIES/YARDS	98/765	110/861
FUMBLES/BALL LOST	36/22	27/16
TOUCHDOWNS	38	20
Rushing	21	4
Passing	12	12
Returns	5	4

PASSING	Att	Cmp	Yds	Cmp%	Yd/Att	TD	TD%	Int	Int%	Lg	Sack/Lost	Rating
Tomczak	151	74	1105	49.0	7.32	2	1.3	10	6.6	85	4/30	50.2
McMahon	150	77	995	51.3	6.63	5	3.3	8	5.3	58t	6/40	61.4
Fuller	64	34	451	53.1	7.05	2	3.1	4	6.3	50t	8/53	60.1
Flutie	46	23	361	50.0	7.85	3	6.5	2	4.3	58t	6/30	80.1
Payton	4	0	0	0.0	0.00	0	0.0	1	25.0	0	0/0	0.0
BEARS	415	208	2912	50.1	7.02	12	2.9	25	6.0	85	24/153	57.6
OPPONENTS	513	243	3170	47.7	6.18	12	2.3	31	6.0	65t	62/503	49.9

Score by Period	1	2	3	4	OT	Tot
BEARS	88	84	82	92	6	352
OPPONENTS	35	36	65	51	0	187

SCORING	TDs:	Ru	Pa	R	K-PAT	FG	S	Pts
Butler	0	0	0	0	36/38	28/41	0	120
Payton	11	8	3	0			0	66
Gault	5	0	5	0	0		0	30
Sanders	5	5	0	0	0		0	30
Gentry	3	1	0	2			0	18
Tomczak	3	3	0	0			0	18
Marshall	2	0	0	2			0	12
Ortego	2	0	2	0			0	12
Suhey	2	2	0	0			0	12
Anderson	1	0	1	0			0	6
Barnes	1	0	0	1			0	6
Flutie	1	1	0	0			0	6
McMahon	1	1	0	0			0	6
Moorehead	1	0	1	0			0	6
Hampton	0	0	0	0			1	2
McMichael	0	0	0	0			1	2

BEARS	38	21	12	5	36/38	28/41	2	352
OPPONENTS	20	4	12	4	19/20	16/22	0	187

RUSHING	No	Yds	Avg	Lg	TD
Payton	321	1333	4.2	41	8
Suhey	84	270	3.2	17	2
Sanders	27	224	8.3	75t	5
Thomas	56	224	4.0	23	0
McMahon	22	152	6.9	23	1
Anderson	35	146	4.2	23	0
Tomczak	23	117	5.1	16	3
Gentry	11	103	9.4	29	1
Gault	8	79	9.9	33	0
Flutie	9	36	4.0	19	1
Fuller	8	30	3.8	10	0
Perry	1	-1	-1.0	-1	0
Buford	1	-13	-13.0	-13	0
BEARS	606	2700	4.5	75t	21
OPPONENTS	427	1463	3.4	33	4

RECEIVING	No	Yds	Avg	Lg	TD
Gault	42	818	19.5	53t	5
Payton	37	382	10.3	57	3
Moorehead	26	390	15.0	85	1
Suhey	24	235	9.8	58	0
Ortego	23	430	18.7	58t	1
Wrightman	22	241	11.0	29	0
Gentry	19	238	12.5	41	0
Anderson	4	80	20.0	58t	1
Barnes	4	54	13.5	14	0
Thomas	4	18	4.5	18	0
Sanders	2	18	9.0	18	0
Bortz	1	8	8.0	8	0
BEARS	208	2912	14.0	85	12
OPPONENTS	243	3170	13.0	65t	12

PUNTING	No	Yds	Avg	Net	TB	In	Lg	B
Buford	69	2850	41.3	36.9	8	19	59	1
BEARS	70	2850	40.7	36.9	8	19	59	1
OPPONENTS	100	4090	40.9	33.5	13	17	59	1

INTS	No	Yds	Avg	Lg	TD
Richardson	7	69	9.9	32	0
Duerson	6	139	23.2	38	0
Marshall	5	68	13.6	58t	1
Fencik	3	37	12.3	24	0
Jackson	3	0	0.0	0	0
Wilson	2	31	15.5	21	0
McMichael	1	5	5.0	5	0
Gayle	1	13	13.0	13	0
Singletary	1	3	3.0	3	0
Phillips	1	6	6.0	6	0
Bell	1	-1	-1.0	-1	0
BEARS	31	370	11.9	58t	1
OPPONENTS	25	115	4.6	22	1

KO RETURNS	No	Yds	Avg	Lg	TD
Sanders	22	399	18.1	44	0
Gentry	20	576	28.8	91t	1
Anderson	4	26	6.5	13	0
Barnes	3	94	31.3	85t	1
Gault	1	20	20.0	20	0
BEARS	50	1115	22.3	91t	2
OPPONENTS	64	1376	21.5	55	0

PUNT RET.	Ret	FC	Yds	Avg	Lg	TD
Barnes	57	9	482	8.5	35	0
BEARS	57	9	482	8.5	35	0
OPPONENTS	23	14	110	4.8	15	0

FGs	1-19	20-29	30-39	40-49	50+
Butler	1/1	11/14	9/12	6/8	1/6
BEARS	1/1	11/14	9/12	6/8	1/6
OPPONENTS	0/0	5/6	3/4	4/6	4/6

DEFENSE	T	S	A	FF	FR	PD	SA	Int
Fencik	130	67	63	1	1	10	1.0	3
Singletary	129	68	61	1	0	9	2.0	1
Duerson	109	61	48	0	2	12	7.0	1
Marshall	105	60	45	4	3	6	5.5	5
Wilson	104	52	52	1	3	4	8.0	2
McMichael	87	50	37	1	2	3	8.5	1
Perry	84	51	33	2	0	1	5.0	0
Dent	75	30	45	4	0	5	11.5	0
Hampton	72	30	42	1	2	2	9.5	0
Richardson	68	46	22	1	0	17	0.0	7
SACKS:	Dent 11.5, Hampton 9.5, McMichael 8.5, Wilson 8.0, Duerson 7.0, Marshall 5.5, Perry 5.0, Singletary 2.0, Harris 2.0, Fencik 1.0, Hartenstine 1.0, Rivera 1.0							
TEAM	62.0	OPPONENTS	24.0					

USUAL STARTERS				RANKINGS				
Offense		Defense		Team Stats		Bears	Avg	Rank
WR	Willie Gault	RE.....	Richard Dent	Total Yards.....	5459	341.2	7	
LT	Jim Covert	RT.....	William Perry	Rushing Yards.....	2700	168.8	1	
LG.....	Mark Bortz	LT	Steve McMichael	Passing Yards.....	2759	172.4	20	
C.....	Jay Hilgenberg	LE.....	Dan Hampton	Points Scored.....	352	22.0	-	
RG.....	Tom Thayer	WLB.....	Wilbur Marshall					
TE.....	Keith Van Horne	MLB.....	Mike Singletary					
TE.....	Emery Moorehead	SLB.....	Otis Wilson	Total Yards.....	4130	258.1	1	
WR.....	Keith Ortego	RCB.....	Jackson/Phillips	Rushing Yards.....	1463	91.4	2	
QB.....	Mike Tomczak	LCB.....	Mike Richardson	Passing Yards.....	2667	166.7	2	
RB.....	Walter Payton	SS.....	Dave Duerson	Points Scored.....	187	11.7	-	
FB.....	Matt Suhey	FS.....	Gary Fencik					

1987 CHICAGO BEARS STATISTICS

Record: 11-4, .733**1st Place, NFC Central****Head Coach: Mike Ditka**

09/14 W 34-19	N.Y. GIANTS	65,704
09/20 W 20-3	TAMPA BAY	63,551
09/27 Cancelled	at Detroit	
10/04 W 35-3	at Philadelphia	4,074
10/11 W 27-7	MINNESOTA	32,113
10/18 L 17-19	NEW ORLEANS	46,813
10/25 W 27-26	at Tampa Bay	70,747
11/01 W 31-28	KANSAS CITY	63,498
11/08 W 26-24	at Green Bay	53,320
11/16 L 29-31	at Denver	75,783
11/22 W 30-10	DETROIT	63,357
11/29 W 23-10	GREEN BAY	61,638
12/06 W 30-24	at Minnesota	62,331
12/14 L 0-41	at San Francisco	63,509
12/20 L 21-34	SEATTLE	62,518
12/27 W 6-3	at L.A. Raiders	78,019
PLAYOFFS		
01/10 L 17-21	WASHINGTON	58,153

	Bears	Opp
TOTAL FIRST DOWNS	319	261
Rushing	121	77
Passing	156	158
Penalty	42	26
3rd Down: Made/Att	73/204	80/226
3rd Down Pct.	35.7	35.3
4th Down: Made/Att	12/23	21/33
4th Down Pct.	52.1	15.3
TOTAL NET YARDS	5044	4215
Avg. Per Game	336.3	281.0
Total Plays	1026	989
Avg. Per Play	4.9	4.3
NET YARDS RUSHING	1954	1413
Avg. Per Game	130.3	94.2
Total Rushes	485	412
NET YARDS PASSING	3090	2802
Avg. Per Game	206.0	186.8
Sacked/Yards Lost	48/330	70/484
Gross Yards	3420	3286
Att./Comp.	493/272	507/255
Completion Pct.	55.2	50.3
Had Intercepted	24	13
PUNTS/AVERAGE	62/39.9	86/39.6
NET PUNTING AVG.	62/31.3	86/32.4
PENALTIES/YARDS	103/821	120/1103
FUMBLES/BALL LOST	33/20	37/11
TOUCHDOWNS	42	33
Rushing	13	5
Passing	23	24
Returns	6	4

PASSING	Att	Cmp	Yds	Cmp%	Yd/Att	TD	TD%	Int	Int%	Lg	Sack/Lost	Rating
McMahon	210	125	1639	59.5	7.80	12	5.7	8	3.8	59t	22/136	87.4
Tomczak	178	97	1220	54.4	6.85	5	2.8	10	5.6	56t	9/59	62.0
Harbaugh	11	8	62	72.7	5.64	0	0.0	0	0.0	21	4/45	86.2
W. Payton	1	0	0	0.0	0.00	0	0.0	1	100.0	0	0/0	0.0
Others	93	42	799	45.1	5.37	6	6.5	5	5.4	28	13/90	62.4
BEARS	493	272	3420	55.2	6.94	23	4.7	24	4.9	59t	48/330	72.2
OPPONENTS	507	255	3286	50.3	6.48	24	4.7	13	2.6	75t	70/484	76.1

Score by Period	1	2	3	4	OT	Total
BEARS	72	126	59	99	0	356
OPPONENTS	75	91	67	49	0	282

SCORING	TDs:Ru-Pa-R	K-PAT	FG	S	Pts	
Butler	0	0	0	28/30	19/28 0	85
Gault	7	0	7	0	0	42
Anderson	6	3	3	0	0	36
W. Payton	5	4	1	0	0	30
McKinnon	3	0	1	2	0	18
Boso	2	0	2	0	0	12
Gentry	2	0	1	1	0	12
McMahon	2	2	0	0	0	12
Gayle	1	0	0	1	0	6
Moorehead	1	0	1	0	0	6
Morris	1	0	1	0	0	6
Sanders	1	1	0	0	0	6
Tomczak	1	1	0	0	0	6
Others	10	2	6	2	10/10 3/4	0 79
BEARS	42	13	23	638/40	22/32 0	356
OPPONENTS	33	5	24	430/33	18/31 0	282

RUSHING	No	Yds	Avg	Lg	TD
Anderson	129	586	4.5	38t	3
W. Payton	146	533	3.7	17	4
Sanders	23	122	5.3	17	1
McMahon	22	88	4.0	13	2
Thomas	25	88	3.5	18	0
Tomczak	18	54	3.0	10	1
Gentry	6	41	6.8	12	0
Suhey	7	24	3.4	6	0
Gault	2	16	8.0	9	0
Harbaugh	4	15	3.8	9	0
Marshall	1	1	1.0	1	0
Perry	1	0	0.0	0	0
Others	101	386	3.8	28	2
BEARS	485	1954	4.0	38t	13
OPPONENTS	412	1413	3.4	25	5

RECEIVING	No	Yds	Avg	Lg	TD
Anderson	47	467	9.9	59t	3
Gault	35	705	20.1	56t	7
W. Payton	33	217	6.6	16	1
McKinnon	27	406	15.0	33	1
Moorehead	24	269	11.2	27	1
Morris	20	379	19.0	42t	1
Boso	17	188	11.1	31	2
Gentry	17	183	10.8	38t	1
Suhey	7	54	7.7	12	0
Sanders	3	53	17.7	25	0
Others	42	499	11.9	28	6
BEARS	272	3420	12.6	59t	23
OPPONENTS	255	3286	12.9	75t	24

PUNTING	No	Yds	Avg	Net	TB	In	Lg	B
Barnhardt	6	236	39.3	0	2	50	0	0
Brown	18	742	41.2	29.2	4	4	58	1
Wagner	36	1461	40.6	32.1	4	9	71	1
BEARS	62	2439	39.3	31.3	8	15	71	2
OPPONENTS	86	3439	39.6	32.4	8	16	60	1

INTS	No	Yds	Avg	Lg	TD
Duerson	3	0	0.0	0	0
Rivera	2	19	9.5	15	0
Phillips	2	1	0.5	1	0
Douglass	2	0	0.0	0	0
Gayle	1	20	20.0	20t	1
V. Jackson	1	0	0.0	0	0
Others	2	29	14.5	23t	1
BEARS	13	69	5.3	23t	2
OPPONENTS	24	334	13.9	70t	1

KO RETURNS	No	Yds	Avg	Lg	TD
Gentry	25	621	24.8	88t	1
Sanders	20	349	17.5	42	0
T. Bell	1	18	18.0	18	0
Suhey	1	9	9.0	9	0
Others	10	196	19.6	37	0
BEARS	57	1193	20.9	88t	1
OPPONENTS	58	1054	18.2	42	0

PUNT RET.	Ret	FC	Yds	Avg	Lg	TD
McKinnon	40	4	405	10.1	94t	2
Duerson	1	1	10	10.0	10	0
Others	9	1	69	7.7	16	0
BEARS	50	6	484	9.7	94t	2
OPPONENTS	26	7	339	13.0	83t	1

FGs	1-19	20-29	30-39	40-49	50+
Butler	0/0	11/11	5/5	1/6	2/6
Lashar	0/0	3/3	0/0	0/1	0/0
BEARS	0/0	14/14	5/5	1/7	2/6
OPPONENTS	0/0	6/8	4/9	8/13	0/1

Butler:(24G,25G)(50N,55N)(0)(0)(47N)(27G,52N)
 (47N,48N,27G,29G,24G,52G)(42G)(31G,37G,29G)
 (21G,27G,52G)(23G,26G,30G)(40N)(53N,48N)
 (38G,30G)
 Lashar:(0)(0)(42N,26G,27G)(22G)
OPPONENTS:(43G,46N)(42N,27G)(31N)
 (33N,48G,31G,42G,21G)(46G,37G)(35N)
 (39N,26N,47G)(27G)(36G)(42N,32G,50N,37N)
 (26N,27G)(20G,45G)(45G,29G)(48G,44N,46N)

DEFENSE (Top 10)	T	S	A	FF	FR	PD	Sa	Int
Duerson	116	63	53	1	1	5	2.0	3
Singletary	108	55	53	3	1	4	2.0	0
Marshall	93	53	40	2	1	6	5.0	0
Bell	72	40	32	1	1	2	1.0	0
McMichael	57	29	38	1	0	2	7.5	0
Perry	55	25	30	0	0	2	3.0	0
Wilson	44	17	27	0	0	2	6.5	0
V. Jackson	39	19	20	2	0	12	0.1	0
Rivera	38	18	20	0	0	2	1.0	2
Dent	34	18	16	4	1	3	13.5	0
SACKS:	Dent 13.5, McMichael 7.5, Wilson 6.5, Marshall 5.0, Hampton 3.5, Perry 3.0, Duerson 2.0, Singletary 2.0, Bell 1.0, Rivera 1.0, Harris 1.0							
TEAM	70.0	OPPONENTS 48.0						

USUAL STARTERS

Offense	Defense
WR..... Willie Gault	RE..... Richard Dent
LT..... Jim Covert	RT..... William Perry
LG..... Mark Bortz	LT..... Steve McMichael
C..... Jay Hilgenberg	LE..... Dan Hampton
RG..... Tom Thayer	WLB..... Wilbur Marshall
RT..... Keith Van Horn	MLB..... Mike Singletary
TE..... Emery Moorehead	SLB..... Otis Wilson
WR..... Ron Morris	RCB..... Vestee Jackson
QB..... J. McMahon/M. Tomczak	LCB..... Mike Richardson
RB..... Walter Payton	SS..... Todd Bell
FB..... Neal Anderson	FS..... Dave Duerson

RANKINGS

Team Stats	Bears	Avg	Rank
Total Yards.....	5044	336.3	12
Rushing Yards.....	1954	130.3	13
Passing Yards.....	3090	206.0	10
Points Scored.....	356	23.7	-
	Opp	Avg	Rank
Total Yards.....	4215	281.0	2
Rushing Yards.....	1413	94.2	1
Passing Yards.....	2802	186.8	7
Points Scored.....	282	18.8	-



1988 CHICAGO BEARS STATISTICS

Record: 12-4, .750**1st Place, NFC Central****Head Coach: Mike Ditka**

09/04 W	34-7	MIAMI	63,330
09/11 W	17-13	at Indianapolis	60,503
09/18 L	7-31	MINNESOTA	63,990
09/25 W	24-6	at Green Bay	56,492
10/02 W	24-3	BUFFALO	62,793
10/09 W	24-7	at Detroit	64,526
10/16 W	17-7	DALLAS	64,759
10/24 W	10-9	SAN FRANCISCO	65,293
10/30 L	7-30	at New England	60,821
11/06 W	28-10	TAMPA BAY	56,892
11/13 W	34-14	at Washington	52,418
11/20 W	27-15	at Tampa Bay	67,070
11/27 W	16-0	GREEN BAY	62,026
12/05 L	3-23	at L.A. RAMS	65,579
12/11 W	13-12	DETROIT	55,010
12/19 L	27-28	at Minnesota	62,067

PLAYOFFS

12/31 W	20-12	PHILADELPHIA	65,534
01/08 L	3-28	SAN FRANCISCO	64,830

		Bears	Opp
TOTAL FIRST DOWNS		303	264
Rushing	137	76	
Passing	134	158	
Penalty	32	30	
3rd Down: Made/Att	91/217	68/216	
3rd Down Pct.	41.9	31.4	
4th Down: Made/Att	7/17	8/18	
4th Down Pct.	41.1	44.4	
TOTAL NET YARDS		5317	4360
Avg. Per Game	332.3	272.5	
Total Plays	1040	977	
Avg. Per Play	5.1	4.5	
NET YARDS RUSHING		2319	1326
Avg. Per Game	144.9	82.9	
Total Rushes	555	389	
NET YARDS PASSING		2998	3034
Avg. Per Game	187.4	189.6	
Sacked/Yards Lost	24/175	43/365	
Gross Yards	3173	3399	
Att./Comp.	461/248	545/245	
Completion Pct.	53.8	45.0	
Had Intercepted	15	26	
PUNTS/AVERAGE		79/41.5	90/40.2
NET PUNTING AVG.		79/33.4	90/34.8
PENALTIES/YARDS		88/644	102/804
FUMBLES/BALL LOST		37/19	17/9
TOUCHDOWNS		38	25
Rushing	25	5	
Passing	13	18	
Returns	0	2	

PASSING	Att	Cmp	Yds	Cmp%	Yd/Att	TD	TD%	Int	Int%	Lg	Sack/Lost	Rating
McMahon	192	114	1346	59.4	7.01	6	3.1	7	3.6	63t	13/79	76.0
Tomczak	170	86	1310	50.6	7.71	7	4.1	6	3.5	76t	5/47	75.4
Harbaugh	97	47	514	48.5	5.30	0	0.0	2	2.1	56	6/49	55.9
Anderson	1	0	0	0.0	0.00	0	0.0	0	0.0	0	0/0	39.6
Wagner	1	1	3	100.0	3.00	0	0.0	0	0.0	3	0/0	79.2
BEARS	461	248	3173	53.8	6.88	13	2.8	15	3.3	76t	24/175	71.4
OPPONENTS	545	245	3399	45.0	6.24	18	3.3	26	4.8	80t	43/365	56.7

Score by Period	1	2	3	4	OT	Tot
BEARS	77	131	42	62	0	312
OPPONENTS	49	56	50	60	0	215

SCORING	TDs:Ru-Pa-R-K-PAT	FG	S	Pts
Butler	0 0 0 0 37/38	15/19	0	82
Anderson	12	12	0	72
Gentry	4 1 3 0	0	0	24
McKinnon	4 1 3 0	0	0	24
McMahon	4 4 0 0	0	0	24
Morris	4 0 4 0	0	0	24
Sanders	3 3 0 0	0	0	18
Moorehead	2 0 2 0	0	0	12
Suhey	2 2 0 0	0	0	12
Harbaugh	1 1 0 0	0	0	6
Muster	1 0 1 0	0	0	6
Tomczak	1 1 0 0	0	0	6
McMichael	0 0 0 0	1	2	2
BEARS	38 25 13 0 37/38	15/19	1	312
OPPONENTS	25 5 18 2 22/25	13/22	2	215

RUSHING	No	Yds	Avg	Lg	TD
Anderson	249	1106	4.4	80t	12
Sanders	95	332	3.5	20t	3
Suhey	87	253	2.9	19	2
Muster	44	197	4.5	15	0
Harbaugh	19	110	5.8	19	1
McMahon	26	104	4.0	16	4
Gentry	7	86	12.3	58t	1
Morris	3	40	13.3	21	0
Tomczak	13	40	3.1	17	1
McKinnon	3	25	8.3	12	1
Thomas	5	20	4.0	8	0
Davis	1	3	3.0	3	0
Kozlowski	1	3	3.0	3	0
Wagner	2	0	0.0	0	0
BEARS	555	2319	4.3	80t	25
OPPONENTS	389	1326	3.4	32	5

RECEIVING	No	Yds	Avg	Lg	TD
McKinnon	45	704	15.6	76t	3
Anderson	39	371	9.5	36	0
Gentry	33	486	14.7	45	3
Morris	28	498	17.8	63t	4
Muster	21	236	11.2	40t	1
Suhey	20	154	7.7	29	0
Davis	15	220	14.7	36	0
Thornton	15	135	9.0	19	0
Moorehead	14	133	9.5	28	2
Sanders	9	94	10.4	39	0
Boso	6	50	8.3	15	0
Kozlowski	3	92	30.7	50	0
BEARS	248	3173	12.8	76t	13
OPPONENTS	245	3399	13.9	80t	18

PUNTING	No	Yds	Avg	Net	TB	In	Lg	B
Wagner	79	3282	41.5	33.4	10	18	70	0
BEARS	79	3282	41.5	33.4	10	18	70	0
OPPONENTS	90	3622	40.2	34.8	10	29	62	0

INTS	No	Yds	Avg	Lg	TD
Jackson	8	94	11.8	46	0
Tate	4	35	8.8	17	0
Morrissey	3	13	4.3	13	0
Duerson	2	18	9.0	18	0
Richardson	2	15	7.5	15	0
Krumm	2	14	7.0	14	0
Rivera	2	0	0.0	0	0
Douglass	1	35	35.0	35	0
Singletary	1	13	13.0	13	0
Gayle	1	0	0.0	0	0
BEARS	26	237	9.1	46	0
OPPONENTS	15	175	11.7	94t	1

KO RETURNS	No	Yds	Avg	Lg	TD
Gentry	27	578	21.4	51	0
Sanders	13	248	19.1	38	0
Muster	3	33	11.0	15	0
Kozlowski	2	37	18.5	24	0
BEARS	45	896	19.9	51	0
OPPONENTS	56	1130	20.2	51	0

PUNT RET.	Ret	FC	Yds	Avg	Lg	TD
McKinnon	34	8	277	8.1	23	0
Davis	3	1	17	5.7	13	0
Kozlowski	1	0	0	0.0	0	0
BEARS	38	9	294	7.7	23	0
OPPONENTS	40	9	447	11.2	64	0

FGs	1-19	20-29	30-39	40-49	50+
Butler	1/1	4/4	7/8	3/6	0/0
BEARS	1/1	4/4	7/8	3/6	0/0
OPPONENTS	0/0	7/7	3/5	2/8	1/2
Butler: (40N, 44N) (40G, 37N) (135G) (22G) (37G) (21G, 42N) (18G) (132G, 24G) (36G, 43G) (139G) (35G, 32G) (20G, 45G)					
OPPONENTS: (138G, 53G) (37G) (128G, 46N) (142N, 35N) (51N) (35G) (44N, 45G, 40N) (27G, 37N, 23G) (48N, 43N) (25G, 27G, 22G) (25G, 44G)					

DEFENSE	(Top 10)	T	S	A	FF	FR	PD	SA	Int
Singletary	170	89	81	0	1	3	1	0	1
Duerson	105	57	48	2	0	6	1	0	2
McMichael	88	54	34	1	2	1	1	1	5
Hampton	88	50	38	0	0	3	9	5	0
Rivera	88	45	43	1	0	3	2	0	2
Douglass	76	43	33	0	2	1	1	0	1
Morrissey	68	26	42	0	1	5	0	0	3
Jackson	62	40	22	0	0	22	0	0	8
Dent	61	31	30	3	1	2	10	5	0
Richardson	60	40	20	0	0	30	0	0	2
SACKS: McMichael 11.5, Dent 10.5, Hampton 9.5, Harris 3.5, Chapura 2.0, Rivera 2.0, Duerson 1.0, Johnson 1.0, Singletary 1.0, Smith 1.0									
TEAM 43.0, OPPONENTS 24.0									

USUAL STARTERS

Offense	Defense
WR.....Dennis Gentry	RE.....Richard Dent
LT.....J. Covert/J. Wojciechowski	RT.....Dan Hampton
LG.....Mark Bortz	LT.....Steve McMichael
C.....Jalen Hilgenberg	LE.....Al Harris
RG.....Tom Thayer	WLB.....Jim Morrissey
RT.....Keith Van Horne	MLB.....Mike Singletary
TE.....Jim Thornton	SLB.....Ron Rivera
WR.....Dennis McKinnon	RCB.....Vestee Jackson
QB.....Jim McMahon	LCB.....Mike Richardson
RB.....Neal Anderson	SS.....Dave Duerson
FB.....Neal Suhey	FS.....Shaun Gayle

RANKINGS

Team Stats	Bears	Avg	Rank
Total Yards.....	5317	332.3	11
Rushing Yards.....	2319	144.9	3
Passing Yards.....	2998	187.4	20
Points Scored.....	312	19.5	-
Opp Avg Rank			
Total Yards.....	4360	272.5	2
Rushing Yards.....	1326	82.9	1
Passing Yards.....	3034	189.6	9
Points Scored.....	215	13.4	-

1989 CHICAGO BEARS STATISTICS

Record: 6-10, .375**4th Place, NFC Central****Head Coach: Mike Ditka**

09/10 W 17-10	CINCINNATI	64,730
09/17 W 38-7	MINNESOTA	66,475
09/24 W 47-27	at Detroit	71,418
10/02 W 27-13	PHILADELPHIA	66,625
10/08 L 35-42	at Tampa Bay	72,077
10/15 L 28-33	HOUSTON	64,383
10/23 L 7-27	at Cleveland	78,722
10/29 W 20-10	L.A. RAMS	65,506
11/05 L 13-14	at Green Bay	56,556
11/12 W 20-0	at Pittsburgh	56,505
11/19 L 31-32	TAMPA BAY	63,826
11/26 L 14-38	at Washington	50,044
12/03 L 16-27	at Minnesota	60,664
12/10 L 17-27	DETROIT	52,650
12/17 L 28-40	GREEN BAY	44,781
12/24 L 0-26	at San Francisco	60,207

	Bears	Opp
TOTAL FIRST DOWNS	302	332
Rushing	136	118
Passing	147	191
Penalty	19	23
3rd Down: Made/Att	92/214	84/206
3rd Down Pct.	43.9	40.8
4th Down: Made/Att	10/18	7/15
4th Down Pct.	55.6	46.7
POSSESSION AVG.	31:10	28:50
TOTAL NET YARDS	5375	5729
Avg. Per Game	335.9	358.1
Total Plays	1028	1039
Avg. Per Play	5.2	5.5
NET YARDS RUSHING	2287	1897
Avg. Per Game	142.9	118.6
Total Rushes	516	446
NET YARDS PASSING	3088	3832
Avg. Per Game	193.0	238.5
Sacked/Yards Lost	28/174	39/247
Gross Yards	3262	4079
Att./Comp.	484/267	554/307
Completion Pct.	55.2	55.4
Had Intercepted	25	26
PUNTS/AVERAGE	72/39.5	67/39.6
NET PUNTING AVG.	72/39.4	67/34.6
PENALTIES/YARDS	95/846	95/802
FUMBLES/BALL LOST	23/17	24/12
TOUCHDOWNS	45	43
Rushing	22	21
Passing	21	21
Returns	2	1

PASSING	Att	Cmp	Yds	Cmp%	Yd/Att	TD	TD%	Int	Int%	Lg	Sack/Lost	Rating
Tomczak	306	156	2058	51.0	6.73	16	5.2	16	5.2	79t	10/68	68.2
Harbaugh	178	111	1204	62.4	6.76	5	2.8	9	5.1	49t	18/106	70.5
BEARS	484	267	3262	55.2	6.74	21	4.3	25	5.2	79t	28/174	69.1
OPPONENTS	554	307	4079	55.4	7.36	21	3.8	26	4.7	97t	39/247	72.0

Score by Period	1	2	3	4	OT	Tot
BEARS	40	108	82	128	0	358
OPPONENTS	69	111	72	125	0	377

SCORING	TDs:Ru-Pa-R	K-PAT	FG	S	Pts		
Anderson	15	11	4	0	90		
Butler	0	0	0	0.43/45	15/19	0	88
Muster	8	5	3	0	0	48	
Davis	3	0	3	0	0	18	
Harbaugh	3	3	0	0	0	18	
McKinnon	3	0	3	0	0	18	
Thornton	3	0	3	0	0	18	
Sanders	2	0	1	1	0	12	
Suhey	2	1	1	0	0	12	
Boso	1	0	1	0	0	6	
Gentry	1	0	1	0	0	6	
Green	1	1	0	0	0	6	
Morris	1	0	1	0	0	6	
Stinson	1	0	1	0	0	6	
Tomczak	1	1	0	0	0	6	

RUSHING	No	Yds	Avg	Lg	TD
Anderson	274	1275	4.7	73	11
Muster	82	327	4.0	20	5
Harbaugh	45	276	6.1	26t	3
Sanders	41	127	3.1	19	0
Gentry	17	106	6.2	29	0
Tomczak	24	71	3.0	18	1
Suhey	20	51	2.6	8	1
Green	5	46	9.2	37t	1
Morris	1	14	14.0	14	0
Taylor	2	7	3.5	7	0
Buford	1	6	6.0	6	0
McKinnon	3	5	1.7	3	0
Thornton	1	4	4.0	4	0
BEARS	516	2287	4.4	73	22
OPPONENTS	446	1897	4.3	68t	21

RECEIVING	No	Yds	Avg	Lg	TD
Anderson	50	434	8.7	49t	4
Gentry	39	463	11.9	79t	1
Muster	32	259	8.1	25	3
Morris	30	486	16.2	58t	1
McKinnon	28	418	14.9	41	3
Davis	26	397	15.3	52t	3
Thornton	24	392	16.3	36t	3
Boso	17	182	10.7	43	1
Suhey	9	73	8.1	22	1
Green	5	48	9.6	21	0
Kozlowski	3	74	24.7	55	0
Sanders	3	28	9.3	16t	1
Waddle	1	8	8.0	8	0
BEARS	267	3262	12.2	79t	21
OPPONENTS	307	4079	13.3	97t	21

PUNTING	No	Yds	Avg	Net	TB	In	Lg	B
Buford	72	2884	39.5	33.4	9	21	60	0
BEARS	72	2884	39.5	33.4	9	21	60	0
OPPONENTS	67	2655	39.6	34.6	6	15	63	0

INTS	No	Yds	Avg	Lg	TD
Stinson	4	59	14.8	29t	1
Lynch	3	55	18.3	41	0
Gayle	3	39	13.0	20	0
Woolford	3	0	0.0	0	0
Roper	2	46	23.0	43	0
Jackson	2	16	8.0	16	0
Rivera	2	1	0.5	1	0
Morrissey	2	0	0.0	0	0
Dent	1	30	30.0	30	0
Paul	1	20	20.0	20	0
Duerson	1	2	2.0	2	0
Douglass	1	0	0.0	0	0
Tate	1	0	0.0	0	0
BEARS	26	268	10.3	43	1
OPPONENTS	25	182	7.3	53	1

KO RETURNS	No	Yds	Avg	Lg	TD
Gentry	28	667	23.8	63	0
Sanders	23	491	21.3	96t	1
Green	11	239	21.7	37	0
Suhey	6	93	15.5	21	0
Pruitt	2	17	8.5	11	0
Chapura	1	8	8.0	8	0
Kozlowski	1	12	12.0	12	0
Tate	1	12	12.0	12	0
BEARS	73	1539	21.1	96t	1
OPPONENTS	68	1375	20.2	62	0

PUNT RET.	Ret	FC	Yds	Avg	Lg	TD
Green	16	5	141	8.8	24	0
McKinnon	10	3	67	6.7	17	0
Kozlowski	4	0	2	0.5	4	0
Waddle	1	0	2	2.0	2	0
Woolford	1	0	12	12.0	12	0
BEARS	32	8	220	6.9	24	0
OPPONENTS	30	5	262	8.7	34	0

Fgs	1-19	20-29	30-39	40-49	50+
Butler	0/0	6/6	6/7	3/5	0/1
BEARS	0/0	6/6	6/7	3/5	0/1
OPPONENTS	3/3	11/11	3/6	6/13	1/3
Butler: (296)(406)(216,226,256,326)(0)(0)(1) (356,466)(256,376)(396,356)(406)(1)(336,44N) (226,43N,37N)(0)(50N)					

DEFENSE (Top 10)	T	S	A	FF	FR	PD	Sa	Int
Singletary	151	79	72	2	0	5	1.0	0
Gayle	108	60	48	1	2	8	0.0	3
McMichael	108	59	49	1	1	2	7.5	0
Rivera	96	38	58	1	1	4	2.0	1
Duerson	91	52	39	1	0	7	0.0	1
Armstrong	80	37	43	1	1	1	5.0	0
Jackson	74	44	30	0	1	12	0.0	1
Dent	70	37	33	2	2	6	4.5	1
Roper	63	41	27	0	0	6	9.0	2
Perry	61	30	31	0	2	2	4.0	0

SACKS: Dent 9.0, McMichael 7.5, Armstrong 5.0, Roper 4.5, Perry 4.0, Chapura 3.0, Hampton 2.0, Rivera 2.0, Singletary 1.0, Woods 1.0
TEAM 39.0, **OPPONENTS** 28.0

USUAL STARTERS

Offense	Defense
WR..... Ron Morris	RE..... Richard Dent
LT..... Jim Covert	RT..... William Perry
LG..... Mark Bortz	LT..... Steve McMichael
C..... Jay Hilgenberg	LE..... Trace Armstrong
RG..... Tom Thayer	WLB..... John Roper
RT..... Keith Van Horne	MLB..... Mike Singletary
TE..... Jim Thornton	SLB..... Ron Rivera
WR..... Dennis McKinnon	RCB..... Vestee Jackson
QB..... Mike Tomczak	LCB..... Donnell Woolford
RB..... Neal Anderson	SS..... Dave Duerson
FB..... Brad Muster	FS..... Shaun Gayle

RANKINGS

Team Stats	Bears	Avg	Rank
Total Yards.....	5375	335.9	10
Rushing Yards.....	2287	142.0	2
Passing Yards.....	3088	193.0	19
Points Scored.....	358	22.4	-
	Opp	Avg	Rank
Total Yards.....	5729	358.1	25
Rushing Yards.....	1897	118.6	15
Passing Yards.....	3832	239.5	24
Points Scored.....	377	23.6	-



1990 CHICAGO BEARS STATISTICS

Record: 11-5, .688**1st Place, NFC Central****Head Coach: Mike Ditka**

09/09 W 17-0	SEATTLE	64,400
09/16 W 31-13	at Green Bay	58,938
09/23 W 19-16	MINNESOTA	65,420
09/30 L 10-24	at L.A. Raiders	80,156
10/07 W 27-13	GREEN BAY	59,929
10/14 W 38-9	L.A. RAMS	59,383
10/28 W 31-21	at Phoenix	71,233
11/04 W 26-6	at Tampa Bay	68,555
11/11 W 30-24	ATLANTA	62,855
11/18 W 16-13	at Denver	75,013
11/25 L 13-41	at Minnesota	58,866
12/02 W 23-17	at DETROIT	62,313
12/09 L 9-10	at Washington	53,920
12/16 L 21-38	at Detroit	67,759
12/23 W 27-14	TAMPA BAY	46,456
12/29 L 10-21	KANSAS CITY	60,262

PLAYOFFS

01/06 W 16-6	NEW ORLEANS	60,767
01/13 L 3-31	at N.Y. Giants	77,025

		Bears	Opp
TOTAL FIRST DOWNS		295	256
Rushing	142	102	
Passing	134	136	
Penalty	19	18	
3rd Down: Made/Att	81/221	65/188	
3rd Down Pct.	36.7	34.6	
4th Down: Made/Att	5/13	6/11	
4th Down Pct.	38.5	54.5	
POSSESSION AVG.		33:06	26:54
TOTAL NET YARDS		4980	4492
Avg. Per Game	311.3	280.8	
Total Plays	1024	927	
Avg. Per Play	4.9	4.8	
NET YARDS RUSHING		2436	1572
Avg. Per Game	152.3	98.3	
Total Rushes	551	391	
NET YARDS PASSING		2544	2920
Avg. Per Game	159.0	182.5	
Sacked/Yards Lost	43/283	41/300	
Gross Yards	2827	3220	
Att./Comp.	430/229	495/258	
Completion Pct.	53.3	52.1	
Had Intercepted	12	31	
PUNTS/AVERAGE		78/39.4	74/37.7
NET PUNTING AVG.		78/33.5	74/31.7
PENALTIES/YARDS		75/615	84/676
FUMBLES/BALL LOST		29/14	38/14
TOUCHDOWNS		39	31
Rushing	22	10	
Passing	14	19	
Returns	3	2	

PASSING	Att	Cmp	Yds	Cmp%	Yd/Att	TD	TD%	Int	Int%	Lg	Sack/Lost	Rating
Harbaugh	312	180	2178	57.7	6.96	10	3.2	6	1.9	80t	31/206	81.9
Tomczak	104	39	521	37.5	5.01	3	2.9	5	4.6	48	11/70	43.8
Willis	13	9	106	69.2	8.15	1	7.7	1	7.7	18	1/7	87.3
Bailey	1	1	22	100.0	22.00	0	0.0	0	0.0	22	0/0	118.8
BEARS	430	229	2827	53.3	6.57	14	3.3	12	2.8	80t	43/283	73.1
OPPONENTS	495	258	3220	52.1	6.51	19	3.8	31	6.3	76t	41/300	59.3

Score by Period	1	2	3	4	OT	Tot
BEARS	54	156	70	59	9	348
OPPONENTS	59	80	53	88	0	280

SCORING	TDs:Ru-Pa-R	K-PAT	FG	S	Pts		
Butler	0	0	0	36/37/26/37	0	114	
Anderson	13	10	3	0	0	78	
Muster	6	6	0	0	0	36	
Harbaugh	4	4	0	0	0	24	
Davis	3	0	3	0	0	18	
Morris	3	0	3	0	0	18	
Tomczak	2	2	0	0	0	12	
Gentry	2	0	2	0	0	12	
Boso	1	0	1	0	0	6	
Green	1	0	1	0	0	6	
Thornton	1	0	1	0	0	6	
Jackson	1	0	0	1	0	6	
Dent	1	0	0	1	0	6	
Bailey	1	0	0	1	0	6	
BEARS	39	22	14	3	36/37/26/37	0	348
OPPONENTS	31	10	19	2	28/31/22/28	0	280

RUSHING	No	Yds	Avg	Lg	TD
Anderson	260	1078	4.1	52	10
Muster	141	664	4.7	28	6
Harbaugh	51	321	6.3	17	4
Green	27	126	4.7	14	0
Bailey	26	86	3.3	9	0
Rouse	16	56	3.5	10	0
Gentry	11	43	3.9	11	0
Tomczak	12	41	3.4	14	2
Morris	2	26	13.0	16	0
L. Tate	3	5	1.7	4	0
Perry	1	-1	-1.0	-1	0
Buford	1	-9	-9.0	-9	0
BEARS	551	2436	4.4	52	22
OPPONENTS	391	1572	4.0	25	10

RECEIVING	No	Yds	Avg	Lg	TD
Muster	47	452	9.6	48	0
Anderson	42	484	11.5	50t	3
Davis	39	572	14.7	51	3
Morris	31	437	14.1	67t	3
Gentry	23	320	13.9	80t	2
Thornton	19	254	13.4	32	1
Boso	11	135	12.3	25	1
Kozlowski	7	83	11.9	32	0
Green	4	26	6.5	10t	1
Waddle	2	32	16.0	23	0
Smith	2	20	10.0	12	0
Coley	1	7	7.0	7	0
Tomczak	1	5	5.0	5	0
BEARS	229	2827	12.3	80t	14
OPPONENTS	258	3220	12.5	76t	19

PUNTING	No	Yds	Avg	Net	TB	In	Lg	B
Buford	76	3073	40.4	33.5	7	22	59	2
BEARS	78	3073	39.4	33.5	7	22	59	2
OPPONENTS	74	2804	37.9	31.7	3	13	56	0

INTS	No	Yds	Avg	Lg	TD
Carrier	10	39	3.9	14	0
Stinson	6	66	11.0	30	0
Dent	3	21	7.0	15	0
Woodford	3	18	6.0	9	0
Paul	2	49	24.5	26	0
Rivera	2	13	6.5	13	0
Morrissey	2	12	6.0	12	0
Gayle	2	5	2.5	5	0
Jackson	1	45	45.0	45t	1
BEARS	31	268	8.6	45t	1
OPPONENTS	12	164	13.7	46	0

KO RETURNS	No	Yds	Avg	Lg	TD
Bailey	23	363	15.8	30	0
Gentry	18	388	21.6	59	0
Green	7	112	16.0	20	0
Rouse	3	17	5.7	10	0
Ryan	1	-1	-1.0	-1	0
L. Tate	1	0	0.0	0	0
BEARS	54	879	16.3	59	0
OPPONENTS	73	1494	20.5	64	0

PUNT RET.	Ret	FC	Yds	Avg	Lg	TD
Bailey	36	13	399	11.1	95t	1
BEARS	36	13	399	11.1	95t	1
OPPONENTS	39	6	322	8.3	30	0

FGs	1-19	20-29	30-39	40-49	50+
Butler	1/1	8/8	5/8	8/13	4/7
BEARS	1/1	8/8	5/8	8/13	4/7
OPPONENTS	1/1	8/8	10/14	3/4	0/1
Butler: (476,57N)(416)(236,516,326,36N,52G) (226)(506,32N,516)(276)(336) (51N,306,226,40N)(216)(376,326,41N,44G) (406,436,41N)(35N,196)(296,236,466,46N)(50N) (42N,466,436)(246) OPPONENTS: (1)(376,376)(266,246,226)(276,36N) (386,276)(356)(36N)(1)(42N,366)(276,246) (416,456)(346,35N)(54N,356)(266)(39N) (196,306,436,326,386)					

DEFENSE	T	S	A	FF	FR	PD	SA	Int
Singletary	151	67	84	0	2	4	1.0	0
Gayle	125	73	52	4	1	13	1.0	2
Carrier	122	55	67	5	2	20	0.0	10
Morrissey	109	54	55	1	2	9	0.0	2
Armstrong	82	33	49	2	2	4	10.0	0
Dent	81	43	38	2	3	13	12.0	3
McMichael	71	39	32	0	0	4	4.0	0
Perry	70	40	30	2	0	0	4.0	0
Woodford	70	38	32	0	0	13	2.0	3
Rivera	64	24	40	2	1	4	0.0	2
SACKS: Dent 12.0, Armstrong 10.0, McMichael 4.0, Perry 4.0, Cox 3.0, Jones 2.0, Woodford 2.0, Pruitt 1.0, Singletary 1.0, Gayle 1.0, Roper 1.0								
TEAM 41.0, OPPONENTS 43.0								

USUAL STARTERS

Offense		Defense	
WR.....	Wendell Davis	RE.....	Richard Dent
LT.....	Jim Covert	RT.....	Dan Hampton
LG.....	Mark Bortz	LT.....	William Perry
C.....	Jay Hilgenberg	LE.....	Trace Armstrong
RG.....	Tom Thayer	WLB.....	Ron Rivera
TE.....	Keith Van Horne	MLB.....	Mike Singletary
RT.....	Jim Thornton	SLB.....	Jim Morrissey
WR.....	Ron Morris	RCB.....	Lemuel Stinson
QB.....	Jim Harbaugh	LCB.....	Donnell Woolford
RB.....	Neal Anderson	SS.....	Shaun Gayle
FB.....	Brad Muster	FS.....	Mark Carrier

RANKINGS

Team Stats	Bears	Avg	Rank
Total Yards.....	4980.....	311.3.....	13
Rushing Yards.....	2436.....	152.3.....	2
Passing Yards.....	2544.....	159.0.....	28
Points Scored.....	348.....	21.8.....	-
Opp			
Total Yards.....	4492.....	280.8.....	6
Rushing Yards.....	1572.....	98.3.....	7
Passing Yards.....	2920.....	182.5.....	10
Points Scored.....	280.....	17.5.....	-

1991 CHICAGO BEARS STATISTICS

Record: 11-5, .688

2nd Place, NFC Central

Head Coach: Mike Ditka

09/01	W	10-6	MINNESOTA	64,112
09/08	W	21-20	at Tampa Bay	65,625
09/15	W	20-17	N.Y. GIANTS	64,829
09/23	W	19-13	at N.Y. JETS	65,255
09/29	L	20-35	at Buffalo	80,366
10/06	L	7-35	WASHINGTON	64,941
10/17	W	10-0	at Green Bay	58,435
10/27	W	20-17	at New Orleans	68,591
11/03	W	20-10	DETROIT	57,281
11/11	W	34-17	at Minnesota	59,001
11/17	W	31-17	at Indianapolis	60,519
11/24	L	13-16	at MIAMI	58,288
11/28	L	6-16	at Detroit	78,879
12/08	W	27-13	GREEN BAY	62,353
12/14	W	27-0	TAMPA BAY	54,719
12/23	L	14-52	at San Francisco	60,419
12/29	L	13-17	DALLAS	62,594

	Bears	Opp
TOTAL FIRST DOWNS	317	254
Rushing	120	77
Passing	168	164
Penalty	29	13
3rd Down: Made/Att	95/221	69/208
3rd Down Pct.	43.0	33.2
4th Down: Made/Att	7/18	10/21
4th Down Pct.	38.9	47.6
POSSESSION AVG.	33:01	26:59
TOTAL NET YARDS	5069	4507
Avg. Per Game	316.8	281.7
Total Plays	1025	942
Avg. Per Play	4.9	4.8
NET YARDS RUSHING	1949	1580
Avg. Per Game	121.8	98.8
Total Rushes	502	389
NET YARDS PASSING	3120	2927
Avg. Per Game	195.0	182.9
Sacked/Yards Lost	26/172	40/257
Gross Yards	3292	3184
Att./Comp.	497/286	513/286
Completion Pct.	57.5	55.8
Had Intercepted	17	17
PUNTS/AVERAGE	70/40.2	81/41.3
NET PUNTING AVG.	70/35.0	81/35.8
PENALTIES/YARDS	79/657	94/891
FUMBLES/BALL LOST	25/16	25/13
TOUCHDOWNS	35	29
Rushing	18	9
Passing	16	19
Returns	1	1

PASSING	Att	Cmp	Yds	Cmp%	Yd/Att	TD	TD%	Int	Int%	Lg	Sack/Lost	Rating
Harbaugh	478	275	3121	57.5	6.53	15	3.1	16	3.3	84t	24/163	73.7
Willis	18	11	171	61.1	9.50	1	5.6	1	5.6	42	2/9	88.0
Anderson	1	0	0	0.0	0.00	0	0.0	0	0.0	0	0/0	39.6
BEARS	497	286	3292	57.5	6.62	16	3.2	17	3.4	84t	26/172	74.1
OPPONENTS	513	286	3184	55.8	6.21	19	3.7	17	3.3	77t	40/257	72.9

Score by Period	1	2	3	4	OT	Tot
BEARS	40	96	71	86	6	299
OPPONENTS	57	72	51	86	3	269

SCORING	TDs:	Ru-Pa-R	K-PAT	FG	S	Pts		
Butler	0	0	0	0	32/34	19/29	0	89
Anderson	9	6	3	0			0	54
Muster	7	6	1	0			0	42
Davis	6	0	6	0			0	36
Green	3	3	0	0			0	18
Waddle	3	0	3	0			0	18
Harbaugh	2	2	0	0			0	12
Morgan	2	0	2	0			0	12
Bailey	1	1	0	0			0	6
Stinson	1	0	1	0			0	6
Thornton	1	0	1	0			0	6
BEARS	35	18	16	1	32/34	19/29	0	299
OPPONENTS	29	9	19	1	29/29	22/30	0	269

RUSHING	No	Yds	Avg	Lg	TD
Anderson	210	747	3.6	42t	6
Muster	90	412	4.6	24	6
Harbaugh	70	338	4.8	20	2
Green	61	217	3.6	18	3
Rouse	27	74	2.7	10	0
Gentry	9	58	6.4	17	0
Bailey	15	43	2.9	11	1
Lewis	15	36	2.4	9	0
Morgan	3	18	6.0	13	0
Willis	2	5	3.0	8	0
BEARS	502	1949	3.9	42t	18
OPPONENTS	389	1580	4.1	64t	9

RECEIVING	No	Yds	Avg	Lg	TD
Davis	61	945	15.5	75t	6
Waddle	55	599	10.9	37t	3
Anderson	47	368	7.8	26t	3
Muster	35	287	8.2	21	1
Thornton	17	278	16.4	33	1
Gentry	16	149	9.3	18	0
Rouse	15	93	6.2	14	0
Morgan	13	211	16.2	84t	2
Morris	8	147	18.4	33	0
Jennings	8	109	13.6	19	0
Green	6	54	9.0	15	0
Boso	3	36	12.0	22	0
Kozlowski	2	16	8.0	11	0
BEARS	286	3292	11.5	84t	16
OPPONENTS	286	3184	11.1	77t	19

PUNTING	No	Yds	Avg	Net	TB	In	Lg	B
Buford	69	2814	40.8	35.0	8	13	64	1
BEARS	70	2814	40.2	35.0	8	13	64	1
OPPONENTS	81	3343	41.3	35.8	5	26	61	0

INTS	No	Yds	Avg	Lg	TD
Stinson	4	69	17.3	34t	1
Paul	3	21	7.0	10	0
Carrier	2	54	27.0	39	0
Tate	2	35	17.5	28	0
Woolford	2	21	10.5	16	0
Gayle	1	11	11.0	11	0
Mangum	1	5	5.0	5	0
Morrissey	1	5	5.0	5	0
Dent	1	4	4.0	4	0
BEARS	17	225	13.2	39	1
OPPONENTS	17	145	8.5	23	0

KO RETURNS	No	Yds	Avg	Lg	TD
Bailey	16	311	19.4	31	0
Gentry	13	227	17.5	27	0
Morgan	4	69	17.3	29	0
Green	4	69	17.3	29	0
Lewis	2	13	6.5	13	0
Rouse	2	10	5.0	10	0
BEARS	45	763	17.0	31	0
OPPONENTS	58	1134	19.6	47	0

PUNT RET.	Ret	FC	Yds	Avg	Lg	TD
Bailey	36	11	281	7.8	37	0
Waddle	5	3	31	6.2	11	0
Green	3	1	9	3.0	8	0
Morgan	3	0	19	6.3	11	0
BEARS	47	15	340	7.2	37	0
OPPONENTS	28	12	205	7.3	18	0

FGs	1-19	20-29	30-39	40-49	50+
Butler	1/1	9/11	3/5	5/9	1/3
BEARS	1/1	9/11	3/5	5/9	1/3
OPPONENTS	1/1	9/10	7/9	3/7	2/3
Butler:	(27N,22G)	((46G,20G)	(33G,45N,44G)	(28G,42G)	((22G,46N)
	(21G,25G,43N)	(50G,41G,35N)	(21G)	(32G,19G,24N,50N)	(27G,22G,37N)
	((41N))	OPPONENTS: (26G,24G)	(31G,49N,36G)	(43N,35G,35N)	(19G,37N,34G,28N)
	(49N)	(47G,54N,23G)	((60G)	(31G)	(20G)
	(47G,54N,23G)	(21G,50G,37G)	(25G,25G,49N)	((41G)	

DEFENSE	T	S	A	FF	FR	PD	Sa	Int
Singletary	124	53	71	0	0	0	0	0
Morrissey	96	45	51	0	0	4	0	1
McMichael	94	48	46	2	2	4	9	0
Carrier	93	41	52	1	1	12	0	2
Roper	90	47	43	0	0	8	8	0
Dent	84	50	34	0	1	7	10.5	1
Perry	80	49	31	0	0	1	5.5	0
Woolford	77	52	25	0	1	19	1.0	2
Paul	75	32	43	0	0	6	0	3
Mangum	68	49	19	1	1	7	1.0	1
SACKS:	Dent 10.5, McMichael 9.0, Roper 8.0, Perry 5.5, Armstrong 1.5, Ryan 1.5, Cox 1.0, Woolford 1.0, Mangum 1.0, Williams 1.0							
TEAM	40.0 , OPPONENTS	26.0						

USUAL STARTERS

Offense	Defense
WR..... Wendell Davis	RE..... Richard Dent
LT..... John Wojciechowski	RT..... William Perry
LG..... Mark Bortz	LT..... Steve McMichael
C..... Jay Hilgenberg	LE..... Trace Armstrong
RG..... Tom Thayer	WLB..... John Roper
RT..... Keith Van Horne	MLB..... Mike Singletary
TE..... Jim Thornton	SLB..... Jim Morrissey
WR..... Tom Waddle	RCB..... Lemuel Stinson
QB..... Jim Harbaugh	LCB..... Donnell Woolford
RB..... Neal Anderson	SS..... Shaun Gayle
FB..... Brad Muster	FS..... Mark Carrier

RANKINGS

Team Stats	Bears	Avg	Rank
Total Yards.....	5069	316.8	11
Rushing Yards.....	1949	121.8	9
Passing Yards.....	3120	195.0	13
Points Scored.....	299	18.7	-

	Opp	Avg	Rank
Total Yards.....	4507	281.7	4
Rushing Yards.....	1580	98.8	10
Passing Yards.....	2927	182.9	81
Points Scored.....	269	16.8	-



1992 CHICAGO BEARS STATISTICS

Record: 5-11, .313**T-3rd Place, NFC Central****Head Coach: Mike Ditka**

09/06 W 27-24	DETROIT	63,672
09/13 L 6-28	at New Orleans	68,591
09/21 L 14-27	N.Y. GIANTS	63,444
09/27 W 41-31	ATLANTA	63,528
10/04 L 20-21	at Minnesota	60,992
10/18 W 31-14	TAMPA BAY	61,412
10/25 W 30-10	at Green Bay	59,435
11/02 L 10-38	MINNESOTA	61,257
11/08 L 28-31	at CINCINNATI	56,120
11/15 L 17-20	at Tampa Bay	69,102
11/22 L 3-17	GREEN BAY	56,170
11/29 L 14-27	at Cleveland	73,578
12/07 L 7-24	at Houston	62,193
12/13 W 30-6	PITTSBURGH	52,904
12/20 L 3-16	at Detroit	72,777
12/27 L 14-27	at Dallas	63,101

	Bears	Opp
TOTAL FIRST DOWNS	282	274
Rushing	101	109
Passing	157	144
Penalty	24	21
3rd Down: Made/Att	72/198	69/194
3rd Down Pct.	36.4	35.6
4th Down: Made/Att	5/16	9/20
4th Down Pct.	31.3	45.0
POSSESSION AVG.	29:15	30:45
TOTAL NET YARDS	4941	4952
Avg. Per Game	308.8	309.5
Total Plays	951	953
Avg. Per Play	5.2	5.2
NET YARDS RUSHING	1871	1948
Avg. Per Game	116.9	121.8
Total Rushes	427	468
NET YARDS PASSING	3070	3004
Avg. Per Game	191.9	187.8
Sacked/Yards Lost	45/264	43/286
Gross Yards	3334	3290
Att./Comp.	479/266	442/261
Completion Pct.	55.5	59.0
Had Intercepted	24	14
PUNTS/AVERAGE	79/42.9	70/40.4
NET PUNTING AVG.	79/36.2	70/35.2
PENALTIES/YARDS	93/776	90/780
FUMBLES/BALL LOST	23/10	34/16
TOUCHDOWNS	34	43
Rushing	15	14
Passing	17	20
Returns	2	9

PASSING	Att	Cmp	Yds	Cmp%	Yd/Att	TD	TD%	Int	Int%	Lg	Sack/Lost	Rating
Harbaugh	358	202	2468	56.4	6.94	13	3.6	12	3.4	83t	31/167	76.2
Willis	92	54	716	58.7	7.78	4	4.3	8	8.7	68t	10/58	61.7
Furrer	25	9	89	36.0	3.56	0	0.0	3	12.0	16	4/39	7.3
Gardocki	3	1	43	33.3	14.33	0	0.0	0	0.0	43	0/0	81.9
Muster	1	0	0	0.0	0.00	0	0.0	1	100.0	0	0/0	0.0
BEARS	479	266	3334	55.5	6.96	17	3.5	24	5.0	83t	45/264	68.3
OPPONENTS	442	261	3290	59.0	7.44	20	4.5	14	3.2	72t	43/286	84.2

Score by Period	1	2	3	4	OT	Tot
BEARS	57	98	61	89	0	295
OPPONENTS	58	83	93	124	3	361

SCORING	TDs:Ru-Pa-R	K-PAT	FG	S	Pts		
Butler	0	0	0	34/34	19/26	0	91
Anderson	11	5	6	0	0	66	
Lewis	5	4	0	1	0	30	
Muster	5	3	2	0	0	30	
Waddle	4	0	4	0	0	24	
Davis	2	0	2	0	0	12	
Green	2	2	0	0	0	12	
Morgan	2	0	2	0	0	12	
Harbaugh	1	1	0	0	0	6	
Jennings	1	0	1	0	0	6	
Zorich	1	0	0	1	0	6	
BEARS	34	15	17	234/34	19/26	0	295
OPPONENTS	43	14	20	9	43/43	20/25	0 361

RUSHING	No	Yds	Avg	Lg	TD
Anderson	156	582	3.7	49t	5
Muster	98	414	4.2	35	3
Lewis	90	382	4.2	33	4
Harbaugh	47	272	5.8	17	1
Green	23	107	4.7	18	2
Morgan	3	68	22.7	35	0
Davis	4	42	10.5	21	0
Gentry	5	2	0.4	3	0
Willis	1	2	2.0	2	0
BEARS	427	1871	4.4	49t	15
OPPONENTS	468	1948	4.2	44	14

RECEIVING	No	Yds	Avg	Lg	TD
Davis	54	734	13.6	40	2
Waddle	46	674	14.7	68t	4
Anderson	42	399	9.5	30t	6
Muster	34	389	11.4	44t	2
Jennings	23	264	11.5	23	1
Lewis	18	175	9.7	30	0
Morgan	14	323	23.1	83t	2
Gentry	12	114	9.5	18	0
Green	7	85	12.1	43	0
Wright	5	56	11.2	24	0
Blackwell	5	54	10.8	18	0
Morris	4	44	11.0	26	0
Wagner	1	16	16.0	16	0
Kozlowski	1	7	7.0	7	0
BEARS	266	3334	12.5	83t	17
OPPONENTS	261	3290	12.6	72t	20

PUNTING	No	Yds	Avg	Net	TB	In	Lg	B
Gardocki	79	3393	42.9	36.2	9	19	61	0
BEARS	79	3393	42.9	36.2	9	19	61	0
OPPONENTS	70	2840	40.6	35.2	10	18	61	1

INTS	No	Yds	Avg	Lg	TD
Woolford	7	67	9.6	32	0
Stinson	2	43	23.0	46	0
Gayle	2	39	19.5	30	0
Morrissey	1	22	22.0	22	0
Paul	1	10	10.0	10	0
Singletary	1	4	4.0	4	0
BEARS	14	188	13.4	46	0
OPPONENTS	24	612	25.5	92t	6

KO RETURNS	No	Yds	Avg	Lg	TD
Lewis	23	511	22.2	97t	1
Gentry	16	330	20.6	66	0
Green	11	224	20.4	29	0
Morgan	4	71	17.8	30	0
Leeuwenburg	1	7	7.0	7	0
Rivera	1	0	0.0	0	0
BEARS	56	1143	20.4	97t	1
OPPONENTS	50	1027	20.5	55	0

PUNT RET.	Ret	FC	Yds	Avg	Lg	TD
Woolford	12	3	127	10.6	36	0
Waddle	8	10	28	3.5	13	0
Morgan	3	1	21	7.0	13	0
BEARS	23	14	176	7.7	36	0
OPPONENTS	38	15	351	9.2	175	1

FGs	1-9	20-29	30-39	40-49	50+
Butler	1/1	8/8	9/10	0/4	1/3
BEARS	1/1	8/8	9/10	0/4	1/3
OPPONENTS	1/1	4/6	11/11	3/5	1/2
Butler:(346,41N,38G)(39G,30G,37N)(1)(20G,21G)(50G,37G)(55N,26G)(18G,30G,21G)(28G)(47N,52N)(45N,27G,44N)(36G)(1)(37G,26G,38G)(24G)(1)					
OPPONENTS :(38G)(42N)(50N,31G,32G)(46G)(1)(51G,28N)(28G)(36G)(31G,40G)(39G)(27G,43G,42N)(19G)(38G,38G)(22G,38G,30G)(28N,21G,34G)					

DEFENSE	(Top 10)	T	S	A	FF	FR	PD	SA	Int
Singletary	135	65	70	2	0	4	1	0	1
Morrissey	115	56	59	0	0	4	1	0	1
Gayle	100	48	52	0	3	6	0	0	2
Woolford	94	69	25	2	0	27	0	7	0
Roper	94	54	40	0	0	2	2	5	0
McMichael	89	49	40	4	2	2	10	5	0
Carrier	89	43	46	1	2	10	0	0	0
Dent	82	46	36	6	1	3	8	5	0
Armstrong	75	40	35	1	1	0	6	5	0
Cox	56	23	33	1	1	0	1	0	0
SACKS: McMichael 10.5, Dent 8.5, Armstrong 6.5, Spellman 4.0, Ryan 3.0, Roper 2.5, Perry 2.0, Zorich 2.0, Cox 1.0, Morrissey 1.0, Rivera 1.0, Singletary 1.0									
TEAM 43.0, OPPONENTS 45.0									

USUAL STARTERS						RANKINGS			
Offense			Defense			Team Stats	Bears	Avg	Rank
WR	Wendell Davis		RE.....	Richard Dent		Total Yards.....	4941.....	308.8.....	8
LT	Troy Auzenne		RT.....	William Perry		Rushing Yards.....	1871.....	116.9.....	10
LG	Mark Bortz		LT	Steve McMichael		Passing Yards.....	3070.....	191.9.....	14
C	Jerry Fontenot		LE	Trace Armstrong		Points Scored.....	295.....	18.4.....	-
RG	Tom Thayer		WLB.....	John Roper					
TE	Keith Van Horne		MLB.....	Mike Singletary					
RT	Keith Jennings		SLB.....	Jim Morrissey		Total Yards.....	4952.....	309.5.....	17
WR	Tom Waddle		RCB.....	Lemuel Stinson		Rushing Yards.....	1948.....	121.8.....	21
QB	Jim Harbaugh		LCB.....	Donnell Woolford		Passing Yards.....	3004.....	187.8.....	15
RB	Neal Anderson		SS.....	Shaun Gayle		Points Scored.....	361.....	22.6.....	-
FB	Brad Muster		FS.....	Mark Carrier					

1993 CHICAGO BEARS STATISTICS

Record: 7-9, .438

4th Place, NFC Central

Head Coach: Dave Wannstedt

09/05 L	20-26	N.Y. GIANTS	66,900
09/12 L	7-10	at Minnesota	56,285
09/26 W	47-17	TAMPA BAY	58,329
10/03 W	6-0	ATLANTA	57,441
10/10 W	17-6	at Philadelphia	63,601
10/25 L	12-19	MINNESOTA	64,677
10/31 L	3-17	at Green Bay	58,945
11/07 L	14-16	L.A. RAIDERS	59,750
11/14 W	16-13	at San Diego	58,459
11/21 W	19-17	at Kansas City	76,872
11/25 W	10-6	at Detroit	76,899
12/05 W	30-17	GREEN BAY	62,236
12/12 L	10-13	at Tampa Bay	55,667
12/18 L	3-13	DENVER	53,056
12/26 L	14-20	DETROIT	43,443
01/02 L	6-20	at L.A. Rams	39,147

	Bears	Opp
TOTAL FIRST DOWNS	226	290
Rushing	98	112
Passing	113	163
Penalty	15	15
3rd Down: Made/Att	73/211	80/214
3rd Down Pct.	34.6	37.4
4th Down: Made/Att	4/14	6/15
4th Down Pct.	28.6	40.0
POSSESSION AVG.	28:36	31:24
TOTAL NET YARDS	3717	4653
Avg. Per Game	232.3	290.8
Total Plays	913	1026
Avg. Per Play	4.1	4.5
NET YARDS RUSHING	1677	1835
Avg. Per Game	104.8	114.7
Total Rushes	477	476
NET YARDS PASSING	2040	2818
Avg. Per Game	127.5	176.1
Sacked/Yards Lost	48/230	46/287
Gross Yards	2270	3105
Att./Comp.	388/230	504/306
Completion Pct.	59.3	60.7
Had Intercepted	16	18
PUNTS/AVERAGE	80/38.5	78/41.4
NET PUNTING AVG.	80/36.6	78/36.2
PENALTIES/YARDS	68/587	91/783
FUMBLES/BALL LOST	29/14	24/12
TOUCHDOWNS	22	22
Rushing	10	9
Passing	7	12
Returns	5	1

PASSING	Att	Cmp	Yds	Cmp%	Yd/Att	TD	TD%	Int	Int%	Lg	Sack/Lost	Rating
Harbaugh	325	200	2002	61.5	6.16	7	2.2	11	3.4	48	43/210	72.1
Willis	60	30	268	50.0	4.47	0	0.0	5	8.3	29	5/20	27.6
Gardocki	2	0	0.0	0.00	0.00	0	0.0	0	0.0	0	0/0	39.6
Anderson	1	0	0.0	0.00	0.00	0	0.0	0	0.0	0	0/0	39.6
BEARS	388	230	2270	59.3	5.85	7	1.8	16	4.1	48	48/230	64.7
OPPONENTS	504	306	3105	60.7	6.16	12	2.4	18	3.6	67	46/287	71.4

Score by Period	1	2	3	4	OT	Tot
BEARS	37	85	56	56	0	234
OPPONENTS	45	83	38	64	0	230

SCORING	TDs:Ru-Pa-R	K-PAT	FG	S	Pts
Butler	0	0	0	0	21/22 27/36 0 102
Anderson	4	4	0	0	0 66
Harbaugh	4	4	0	0	0 24
Obee	3	0	0	0	0 18
Baker	2	0	0	2	0 12
Conway	2	0	2	0	0 12
Worley LG	2	2	0	0	0 12
Worley TM	2	2	0	0	0 12
Carrier	1	0	0	1	0 6
Jones	1	0	0	1	0 6
Lincoln	1	0	0	1	0 6
Waddle	1	0	1	0	0 6
Wetnight	1	0	1	0	0 6
BEARS	22	10	7	5	21/22 27/36 0 234
OPPONENTS	22	9	12	1	20/22 26/34 0 230

RUSHING	No	Yds	Avg	Lg	TD
Anderson	202	646	3.2	45	4
Worley LG	120	470	3.9	28	2
Worley TM	110	437	4.0	28	2
Harbaugh	60	277	4.6	25	4
Heyward	68	206	3.0	11	0
Conway	5	44	8.8	18	0
Green	15	29	1.9	10	0
Christian	8	19	2.4	12	0
Lewis	7	13	1.9	3	0
Willis	2	6	3.0	6	0
BEARS	477	1677	3.5	45	10
OPPONENTS	476	1835	3.9	26	9

RECEIVING	No	Yds	Avg	Lg	TD
Waddle	44	552	12.5	38	1
Anderson	31	160	5.2	35	0
Obee	26	351	13.5	48	3
Conway	19	231	12.2	38	2
Christian	16	160	10.0	36	0
Heyward	16	132	8.3	20	0
Jennings	14	150	10.7	29	0
Green	13	63	4.8	9	0
Davis	12	132	11.0	17	0
Worley LG	11	62	5.6	15	0
Worley TM	8	49	6.1	15	0
Gedney	10	98	9.8	24	0
Wetnight	9	93	10.3	25	1
Whitaker	6	53	8.8	18	0
Lewis	4	26	6.5	18	0
Banks LG	2	45	22.5	26	0
Banks TM	1	19	19.0	19	0
Harbaugh	1	1	1.0	1	0
BEARS	230	2270	9.9	48	7
OPPONENTS	306	3105	10.1	67	12

PUNTING	No	Yds	Avg	Net	TB	In	Lg	B
Gardocki	80	3080	38.5	36.6	2	28	58	0
BEARS	80	3080	38.5	36.6	2	28	58	0
OPPONENTS	78	3231	41.4	36.2	6	22	75	1

INTS	No	Yds	Avg	Lg	TD
Carrier	4	94	23.5	34	1
Jones	4	52	13.0	22	0
Lincoln	3	109	36.3	80	1
Woolford	2	18	9.0	18	0
Blaylock	2	3	1.5	3	0
Dent	1	24	24.0	24	0
Mangum	1	0	0.0	0	0
McMichael	1	0	0.0	0	0
BEARS	18	300	16.7	86	2
OPPONENTS	16	105	6.6	25	1

*lateral from Jones

KO RETURNS	No	Yds	Avg	Lg	TD
Conway	21	450	21.4	55	0
Green	9	141	15.7	30	0
Obee	9	159	17.7	34	0
Worley LG	6	121	20.2	26	0
Worley TM	2	36	18.0	24	0
A. Fontenot	1	8	8.0	8	0
Heyward	1	12	12.0	12	0
Mangum	1	0	0.0	0	0
Ryan	1	5	5.0	5	0
BEARS	45	811	18.0	55	0
OPPONENTS	53	918	17.3	35	0

PUNT RET.	Ret	FC	Yds	Avg	Lg	TD
Obee	35	20	289	8.3	28	0
BEARS	35	20	289	8.3	28	0
OPPONENTS	22	38	115	5.2	34	0

FGs	1-19	20-29	30-39	40-49	50+
Butler	0/0	7/8	12/13	3/7	5/8
BEARS	0/0	7/8	12/13	3/7	5/8
OPPONENTS	1/1	15/15	7/9	3/8	0/1
Butler:(206,346)(53N)(336,406,326,316)					
(486,44N,526)(37G)(376,396,556,356)(336)					
(21N,30N)(336,546,206)(556)(316)(45N)					
(276,50N,536)					
OPPONENTS:(196,356,236,266)(47N,226)					
(20G)(1)(396,256,50N)(40G)(316,216,206)					
(286,308,266,40N)(20G)(396,276)(36N,266)					
(386,426,29N)(296,246,41N)(406,47N,376)					
(296,296)					

DEFENSE (Top 10)	T	S	A	FF	FR	PD	Sa	Int
Jones	189	117	72	1	2	11	1.0	4
Gayle	124	79	45	2	0	2	1.0	0
Zorich	121	63	58	1	2	1	7.0	0
Cain	108	63	45	1	0	5	0.0	0
Woolford	101	86	15	0	0	22	0.0	2
Carrier	91	47	44	1	0	7	0.0	4
V. Smith	83	49	34	0	0	3	0.0	0
McMichael	78	50	28	0	2	5	6.0	1
Dent	64	43	21	0	1	3	12.5	1
Douglass	52	39	23	0	0	4	0.0	0
SACKS: Dent 12.5, Armstrong 11.5, Zorich 7.0, McMichael 6.0, Spellman 2.5, Cox 2.0, A. Fontenot 1.0, Gayle 1.0, Jones 1.0								
TEAM 46.0, OPPONENTS 48.0								

USUAL STARTERS											
Offense						Defense					
WR.....Tom Waddle						RE.....Richard Dent					
LT.....Troy Auzenne						RT.....Chris Zorich					
LG.....Mark Bortz						LT.....Steve McMichael					
C.....Jerry Fontenot						LE.....Trace Armstrong					
RG.....John Wojciechowski						WLB.....Vinson Smith					
RT.....Jay Leeuwenburg						MLB.....Dante Jones					
TE.....Keith Jennings						SLB.....Joe Cain					
WR.....Curtis Conway						RCB.....Anthony Blaylock					
QB.....Jim Harbaugh						LCB.....Donnell Woolford					
RB.....Neal Anderson						SS.....Shaun Gayle					
FB.....Craig Heyward						FS.....Mark Carrier					

RANKINGS			
Team Stats	Bears	Opp	Rank
Total Yards.....	3717	232.3	28
Rushing Yards.....	1677	104.8	19
Passing Yards.....	2040	127.5	28
Points Scored.....	234	14.6	-
Opp			
Total Yards.....	4653	290.8	4
Rushing Yards.....	1835	114.7	17
Passing Yards.....	2818	176.1	3
Points Scored.....	230	14.4	-



1994 CHICAGO BEARS STATISTICS

Record: 9-7, .563**T-2nd Place, NFC Central****Head Coach: Dave Wannstedt**

09/04 W 21-9	TAMPA BAY	61,844
09/12 L 22-30	at Philadelphia	64,890
09/18 L 14-42	MINNESOTA	61,073
09/25 W 19-7	at N.Y. Jets	70,806
10/02 W 20-13	BUFFALO	62,406
10/09 W 17-7	NEW ORLEANS	63,822
10/23 L 16-21	at Detroit	73,574
10/31 L 6-33	GREEN BAY	47,381
11/06 W 20-6	at Tampa Bay	60,821
11/13 W 17-14	at Miami	64,871
11/20 W 20-10	DETROIT	55,035
11/27 W 19-16	at Arizona	65,922
12/01 L 27-33	at Minnesota	61,483
12/11 L 3-40	at Green Bay	57,927
12/18 W 27-13	L.A. RAMS	56,276
12/24 L 3-13	NEW ENGLAND	60,178

PLAYOFFS

01/01 W 35-18	at Minnesota	60,347
01/07 L 15-44	at San Francisco	64,644

	Bears	Opp
TOTAL FIRST DOWNS	274	275
Rushing	88	100
Passing	165	163
Penalty	21	12
3rd Down: Made/Att	97/232	81/218
3rd Down Pct.	41.8	37.2
4th Down: Made/Att	9/16	8/17
4th Down Pct.	56.3	47.1
POSSESSION AVG.	31:37	28:23
TOTAL NET YARDS	4679	5009
Avg. Per Game	292.4	313.1
Total Plays	1014	982
Avg. Per Play	4.6	5.1
NET YARDS RUSHING	1588	1922
Avg. Per Game	99.3	120.1
Total Rushes	487	432
NET YARDS PASSING	3091	3087
Avg. Per Game	193.2	192.9
Sacked/Yards Lost	25/139	28/175
Gross Yards	3230	3262
Att./Comp.	502/308	522/295
Completion Pct.	61.4	56.5
Had Intercepted	16	12
PUNTS/AVERAGE	76/37.8	72/39.0
NET PUNTING AVG.	76/32.4	72/34.9
PENALTIES/YARDS	66/503	80/645
FUMBLES/BALL LOST	21/10	29/10
TOUCHDOWNS	30	31
Rushing	10	10
Passing	19	16
Returns	1	5

PASSING	Att	Cmp	Yds	Cmp%	Yd/Att	TD	TD%	Int	Int%	Lg	Sack/Lost	Rating
Walsh	343	208	2078	60.6	6.06	10	2.9	8	2.3	50	11/52	77.9
Kramer	158	99	1129	62.7	7.15	8	5.1	8	5.1	85t	14/87	79.9
Conway	1	1	23	100.0	23.00	1	100.0	0	0.0	23t	0/0	158.3
BEARS	502	308	3230	61.4	6.43	19	3.8	16	3.2	85t	25/139	79.4
OPPONENTS	522	295	3262	56.5	6.25	16	3.1	12	2.3	65t	28/175	75.9

Score by Period	1	2	3	4	OT	Tot
BEARS	40	61	61	106	3	271
OPPONENTS	44	116	67	74	6	301

SCORING	TDs:Ru-Pa-R-K-PAT	FG	S	Pts
Butler	0 0 0 0 24/24 21/29	0	87	
Tillman	7 7 0 0 0	42		
Graham	5 0 4 1 0	32		
Gedney	3 0 3 0 0	18		
Jennings	3 0 3 0 0	18		
Conway	2 0 2 0 0	14		
Green	2 0 2 0 0	12		
Cook	1 0 1 0 0	6		
Harris	1 0 1 0 0	6		
Lewis	1 0 1 0 0	6		
McMurtry	1 0 1 0 0	6		
Waddle	1 0 1 0 0	6		
Walsh	1 0 1 0 0	6		
Wetnight	1 0 1 0 0	6		
Worley	1 0 1 0 0	6		

BEARS 30 10 19 1 24/24 21/29 0 271
OPPONENTS 31 10 16 5 25/26 30/41 0 307

2-Pt. Conversions: Conway, Graham, TEAM
2-6, OPPONENTS 3-4.

RUSHING	No	Yds	Avg	Lg	TD
Tillman	275	899	3.3	25t	7
Harris	123	464	3.8	13	1
Green	25	122	4.9	14	0
Conway	6	31	5.2	12	0
Christian	7	29	4.1	8	0
Hoge	6	24	4.0	8	0
Worley	9	17	1.9	4	1
Walsh	30	4	0.1	12	1
Kramer	6	-2	-0.3	2	0
BEARS	487	1588	3.3	25t	10
OPPONENTS	432	1922	4.4	90	10

RECEIVING	No	Yds	Avg	Lg	TD
Graham	68	944	13.9	76t	4
Conway	39	546	14.0	85t	2
Harris	39	236	6.1	18	0
Tillman	27	222	8.2	39	0
Waddle	25	244	9.8	22	1
Green	24	199	8.3	39t	2
Cook	21	212	10.1	34	1
Gedney	13	157	12.1	37t	3
Hoge	13	79	6.1	11	0
Wetnight	11	104	9.5	19	1
Jennings	11	75	6.8	23t	3
McMurtry	8	112	14.0	30	1
Primm	3	25	8.3	12	0
Christian	2	30	15.0	21	0
Lewis	2	13	6.5	8	1
Carter	1	24	24.0	24	0
Worley	1	8	8.0	8	0
BEARS	308	3230	10.5	85t	19
OPPONENTS	295	3262	11.1	65t	16

PUNTING	No	Yds	Avg	Net	TB	In	Lg	B
Gardocki	76	2871	37.8	32.4	9	23	57	0
BEARS	76	2871	37.8	32.4	9	23	57	0
OPPONENTS	72	2808	39.0	34.9	4	27	61	0

INTS	No	Yds	Avg	Lg	TD
Woolford	5	30	6.0	25	0
Gayle	2	33	16.5	33	0
Carrier	2	10	5.0	7	0
Spellman	1	31	31.0	31	0
Douglass	1	18	18.0	18	0
Lincoln	1	5	5.0	5	0
BEARS	12	127	10.6	33	0
OPPONENTS	16	335	20.9	81t	3

KO RETURNS	No	Yds	Avg	Lg	TD
Lewis	35	874	25.0	55	0
Conway	10	228	22.8	34	0
Carter	6	99	16.5	26	0
Green	6	77	12.8	16	0
Worley	4	52	13.0	25	0
Flanigan	2	26	13.0	14	0
Harris	1	18	18.0	18	0
Thierry	1	0	0.0	0	0
Woolford	1	28	28.0	28	0
BEARS	66	1402	21.2	55	0
OPPONENTS	65	1271	19.6	102t	1

PUNT RET.	Ret	FC	Yds	Avg	Lg	TD
Graham	15	5	140	9.3	61t	1
Conway	8	9	63	7.9	24	0
Waddle	3	3	8	2.7	6	0
Lewis	1	3	7	7.0	7	0
BEARS	27	20	218	8.1	61t	1
OPPONENTS	26	18	225	8.7	57	0

FGs	1-19	20-29	30-39	40-49	50+
Butler	1/1	7/17	6/9	5/8	2/4
BEARS	1/1	7/17	6/9	5/8	2/4
OPPONENTS	1/1	13/13	9/11	7/14	0/2
Butler:() (54N)(44G,42N,30G)(50G,20G)					
(46G,36N)(46N,22G)(18G,37G)(51N,40G)					
(28G,23G)(35G,52G,31G,27G)(29G,33G,40N)(25G)					
(41G,30G)(44G,28G,36N)					
OPPONENTS: (31G,49G,30G,54N)(41G,29G,33G)					
(43G,24G)(47G,41N)(28G,30G)(50B,36N)					
(1)(30B)(33G,47N,38G)(29G,33G,45N)					
(29G,43N)(49G,22G,47G)(45G,41G,29G,38G)					
(39G,24G,20G,29G)(18G,42G,21G)(29G,22G,46N)					

DEFENSE	T	S	A	FF	FR	PD	SA	Int
(Top 10)								
Cain	129	83	46	1	1	2	0	0
Jones	108	69	39	0	1	5	0	0
Carrier	107	59	48	1	0	7	0	2
Zorich	104	49	55	1	0	0	5	0
Gayle	97	67	30	3	1	8	0	2
Douglass	77	46	31	0	0	3	1	5
Woolford	65	54	11	1	0	21	0	5
A. Fontenot	62	37	25	1	0	2	4	0
Spellman	60	35	25	1	0	8	7	0
Armstrong	60	34	26	1	0	1	7	5
SACKS: Armstrong 7.5, Spellman 7.0,								
Zorich 5.5, A. Fontenot 4.0, Douglass								
1.5, Epps 1.0, Smith 1.0, Mangum 0.5								
TEAM 28.0, OPPONENTS 25.0								

USUAL STARTERS

Offense	Defense
WR.....Jeff Graham	RE.....Alonzo Spellman
LT.....Andy Heck	RT.....Chris Zorich
LG.....Mark Bortz	LT.....A. Fontenot/C. Simpson
C.....Jerry Fontenot	LE.....Trace Armstrong
RG.....Jay Leeuwenburg	WLB.....Vinson Smith
RT.....James Williams	MLB.....Dante Jones
TE.....Marv Cook	SLB.....Joe Cain
WR.....Curtis Conway	RCB.....Jeremy Lincoln
QB.....Steve Walsh	LCB.....Donnell Woolford
RB.....Lewis Tillman	SS.....Shaun Gayle
FB.....Raymont Harris	FS.....Mark Carrier

RANKINGS

Team Stats	Bears	Avg	Rank
Total Yards.....	4679	292.4	23
Rushing Yards.....	1588	99.3	15
Passing Yards.....	3091	193.2	21
Points Scored.....	271	16.9	-
	Opp	Avg	Rank
Total Yards.....	5009	313.1	13
Rushing Yards.....	1922	120.1	13
Passing Yards.....	3087	192.9	5
Points Scored.....	307	19.2	-

1995 CHICAGO BEARS STATISTICS

Record: 9-7, .563**3rd Place, NFC Central****Head Coach: Dave Wannstedt**

09/03 W 31-14	MINNESOTA	63,036
09/11 L 24-27	GREEN BAY	64,855
09/17 W 25-6	at Tampa Bay	71,507
09/24 L 28-34	at St. Louis	59,679
10/08 W 31-27	CAROLINA	59,668
10/15 W 30-27	at Jacksonville	72,020
10/22 W 35-32	HOUSTON	63,545
10/30 W 14-6	at Minnesota	61,238
11/05 L 34-37 at	PITTSBURGH	61,838
11/12 L 28-35	at Green Bay	59,996
11/19 L 17-24	DETROIT	61,779
11/26 W 27-24	at N.Y. Giants	70,015
12/04 L 7-27	at Detroit	77,230
12/10 L 10-16	at Cincinnati	38,642
12/17 W 31-10	TAMPA BAY	49,475
12/24 W 20-14	PHILADELPHIA	52,391

Bears		Opp
TOTAL FIRST DOWNS	340	316
Rushing	116	81
Passing	201	212
Penalty	23	23
3rd Down: Made/Att	88/207	101/217
3rd Down Pct.	42.5	46.5
4th Down: Made/Att	13/19	10/17
4th Down Pct.	68.4	58.8
POSSESSION AVG.	29:55	30:05
TOTAL NET YARDS	5673	5442
Avg. Per Game	354.6	340.1
Total Plays	1030	1035
Avg. Per Play	5.5	5.3
NET YARDS RUSHING	1930	1441
Avg. Per Game	120.6	90.1
Total Rushes	492	405
NET YARDS PASSING	3743	4001
Avg. Per Game	233.9	250.1
Sacked/Yards Lost	15/95	35/239
Gross Yards	3838	4240
Att./Comp.	523/315	595/374
Completion Pct.	60.2	62.9
Had Intercepted	10	16
PUNTS/AVERAGE	58/37.4	62/37.3
NET PUNTING AVG.	58/30.9	62/31.8
PENALTIES/YARDS	71/601	104/821
FUMBLES/BALL LOST	26/16	25/13
TOUCHDOWNS	46	41
Rushing	15	9
Passing	29	27
Returns	2	5

PASSING	Att	Cmp	Yds	Cmp%	Yd/Att	TD	TD%	Int	Int%	Lg	Sack/Lost	Rating
Kramer	522	315	3838	60.3	7.35	29	5.6	10	1.9	76	15/95	93.5
Conway	1	0	0	0.0	0.0	0	0.0	0	0.0	0/0	0/0	39.6
BEARS	523	315	3838	60.2	7.34	29	5.5	10	1.9	76	15/95	93.4
OPPONENTS	595	374	4240	62.9	7.13	27	4.5	16	2.7	99t	35/239	88.1

Score by Period	1	2	3	4	OT	Tot
BEARS	73	130	91	98	0	392
OPPONENTS	93	112	66	86	3	360

SCORING	TDs:Ru-Pa-R-K-PAT	FG	S	Pts
Butler	0 0 0 0 45/45 23/31	0	114	
Conway	12 0 12 0	0	72	
Salaam	10 10 0 0	0	60	
Jennings	6 0 6 0	0	36	
Graham	4 0 4 0	0	24	
Green	3 3 0 0	0	18	
Timpson	3 1 2 0	0	18	
Flanigan	2 0 2 0	0	12	
Wetnight	2 0 2 0	0	12	
T. Carter	1 0 1 0	0	6	
Kramer	1 1 0 0	0	6	
Marshall	1 0 0 1	0	6	
Minter	1 0 0 1	0	6	
A. Fontenot	0 0 0 0	1	2	

BEARS	46	15	29	2	45/45	23/31	1	392
OPPONENTS	41	9	27	5	40/40	24/29	0	360

2-Pt. Conversions: TEAM 0-1, OPPONENTS 1-1.

RUSHING	No	Yds	Avg	Lg	TD
Salaam	296	1074	3.6	42	10
Green	107	570	5.3	38	3
Tillman	29	78	2.7	9	0
Conway	5	77	15.4	20	0
A. Johnson	6	30	5.0	11	0
Kramer	35	39	1.1	11	1
T. Carter	10	34	3.4	7	0
Timpson	3	28	9.3	16	1
Flanigan	1	0	0.0	0	0
BEARS	492	1930	3.9	42	15
OPPONENTS	405	1441	3.6	29	9

RECEIVING	No	Yds	Avg	Lg	TD
Graham	82	1301	15.9	51	4
Conway	62	1037	16.7	76	12
T. Carter	40	329	8.2	27	1
Green	28	246	8.8	28	0
Jennings	25	217	8.7	20	6
Timpson	24	289	12.0	36	2
Wetnight	24	193	8.0	22	0
A. Johnson	13	86	6.6	18	0
Salaam	7	56	8.0	18	0
Gedney	5	52	10.4	15	0
Faulkerson	2	22	11.0	12	0
Flanigan	2	6	3.0	4	2
R. Harris	1	4	4.0	4	0
BEARS	315	3838	12.2	76	29
OPPONENTS	374	4240	11.3	99	27

PUNTING	No	Yds	Avg	Net	TB	In	Lg	B
Sauerbrun	55	2080	37.8	31.1	6	16	61	0
O'Neill	3	89	29.7	26.7	0	0	39	0
BEARS	58	2169	37.4	30.9	6	16	61	0
OPPONENTS	62	2311	37.3	31.8	8	21	57	2

INTS	No	Yds	Avg	Lg	TD
Woolford	4	21	5.3	16	0
Miniefield	3	37	12.3	37	0
Joseph	2	31	15.5	31	0
Lincoln	1	32	32.0	32	0
M. Carter	2	20	10.0	15	0
Mangum	1	2	2.0	2	0
Minter	1	2	2.0	2	1
Cox	1	1	1.0	1	0
Marshall	1	0	0.0	0	0
BEARS	16	146	9.1	37	1
OPPONENTS	10	203	20.3	98t	1

KO RETURNS	No	Yds	Avg	Lg	TD
N. Lewis	42	904	21.5	52	0
Timpson	18	420	23.3	51	0
T. Carter	3	24	8.0	9	0
Green	3	29	9.7	19	0
Lundy LG	3	39	13.0	17	0
Lundy TM	1	11	11.0	11	0
Primus	2	39	19.5	22	0
Tillman	1	20	20.0	20	0
Graham	1	12	12.0	12	0
BEARS	71	1459	20.5	52	0
OPPONENTS	72	1570	21.8	54	0

PUNT RET.	Ret	FC	Yds	Avg	Lg	TD
Graham	23	14	183	8.0	39	0
Lundy	1	0	-4	-4.0	-4	0
BEARS	24	14	179	7.5	39	0
OPPONENTS	28	13	257	9.2	62	1

FGs	1-9	10-19	20-29	30-39	40-49	50+
Butler	0/0	16/19	5/6	2/4	0/2	
BEARS	0/0	16/19	5/6	2/4	0/2	
OPPONENTS	0/0	7/7	6/6	10/14	1/2	
Butler:(216)(206)(246,376,226,276)(236)(256,216,206)(286,226,476,356)(406,276,44N)(396,258,52N)(27N,348,376)(53N)(276)(26N,236)(40N,276,286,37N)						
OPPONENTS: (3)(326,386)(436,406)(456,256)(216,496)(47N,496,406,54N)(46N,396)(226,436)(406,466,246)(436,256)(226)(426,366)(286,376,396,42N)(506)(0)						

DEFENSE (Top 10)	T	S	A	FF	FR	PD	Sa	Int
M. Carter	158	97	61	2	1	10	0	2
Cain	119	73	46	0	0	5	0	0
Smith	111	72	39	1	1	3	4	0
Carrier	103	63	40	0	1	15	0	0
Minter	99	55	44	1	0	4	0	1
Cox	84	46	38	0	0	5	0	1
Zorich	79	38	41	1	1	0	1	0
Flanigan	77	46	31	0	0	1	1	0
Lincoln	73	61	12	0	0	12	1	0
Miniefield	72	49	23	0	0	10	0	0

SACKS: Flanigan 11.0, Spellman 8.5, Smith 4.0, Thierry 4.0, A. Fontenot 2.5, Lincoln 1.0, Mangum 1.0, Simpson 1.0, Zorich 1.0
TEAM 35.0, **OPPONENTS** 15.0

USUAL STARTERS

Offense	Defense
WR..... Jeff Graham	RE..... John Thierry
LT..... Andy Heck	RT..... Chris Zorich
LG..... Todd Perry	LT..... Jim Flanigan
C..... Jerry Fontenot	LE..... Alonzo Spellman
RG..... Jay Leeuwenburg	WLB..... Ron Cox
RT..... James Williams	MLB..... Joe Cain
TE..... Keith Jennings	SLB..... Vinson Smith
WR..... Curtis Conway	RCB..... Jeremy Lincoln
QB..... Erik Kramer	LCB..... Donnell Woolford
RB..... Rashaan Salaam	SS..... Marty Carter
FB..... Tony Carter	FS..... Mark Carrier

RANKINGS

Team Stats	Bears	Avg	Rank
Total Yards.....	5673	354.6	9
Rushing Yards.....	1930	120.6	9
Passing Yards.....	3743	233.9	12
Points Scored.....	392	24.5	

	Opp	Avg	Rank
Total Yards.....	5442	340.1	19
Rushing Yards.....	1441	90.1	5
Passing Yards.....	4001	250.1	21
Points Scored.....	360	22.5	



1996 CHICAGO BEARS STATISTICS

Record: 7-9, .438

3rd Place, NFC Central

Head Coach: Dave Wannstedt

Week	Opponent	Result	Score
09/02	W 22-6	DALLAS	63,076
09/08	L 3-10	at Washington	52,711
09/15	L 14-20	MINNESOTA	61,301
09/22	L 16-35	at Detroit	70,022
09/29	W 19-17	OAKLAND	57,062
10/06	L 6-37	GREEN BAY	65,480
10/13	L 24-27	at New Orleans	43,512
10/28	W 15-13	at Minnesota	58,143
11/03	W 13-10	TAMPA BAY	58,727
11/10	L 12-17	at Denver	75,555
11/17	L 10-14	at Kansas City	76,762
11/24	W 31-14	DETROIT	55,864
12/01	L 17-28	at Green Bay	59,682
12/08	W 35-9	ST. LOUIS	45,075
12/14	W 27-14	SAN DIEGO	49,763
12/22	L 19-34	at Tampa Bay	51,572

	Bears	Opp
TOTAL FIRST DOWNS	300	295
Rushing	104	87
Passing	176	183
Penalty	20	25
3rd Down: Made/Att	78/231	79/206
3rd Down Pct.	33.8	38.3
4th Down: Made/Att	20/28	8/14
4th Down Pct.	71.4	57.1
POSSESSION AVG.	30:51	29:09
TOTAL NET YARDS	4905	4884
Avg. Per Game	306.6	305.3
Total Plays	1046	981
Avg. Per Play	4.7	5.0
NET YARDS RUSHING	1720	1617
Avg. Per Game	107.5	101.1
Total Rushes	472	427
NET YARDS PASSING	3185	3267
Avg. Per Game	199.1	204.2
Sacked/Yards Lost	23/165	30/209
Gross Yards	3350	3476
Att./Comp.	551/318	524/314
Completion Pct.	57.7	59.9
Had Intercepted	18	17
PUNTS/AVERAGE	78/44.8	76/40.1
NET PUNTING AVG.	78/34.9	76/34.0
PENALTIES/YARDS	103/808	113/849
FUMBLES/BALL LOST	25/9	29/11
TOUCHDOWNS	31	37
Rushing	9	13
Passing	19	21
Returns	3	3

PASSING	Att	Cmp	Yds	Cmp%	Yd/Att	TD	INT	LG	Sack/Lost	Rating
Krieg	377	226	2278	59.9	6.04	14	3.7	12	3.2	53t
Kramer	150	73	781	48.7	5.21	3	2.0	6	4.0	58t
Matthews	17	13	158	76.5	9.29	1	5.9	0	0.0	26
Stenstrom	4	3	37	75.0	9.25	0	0.0	0	0.0	28
Sauerbrun	2	2	63	100.0	31.50	0	0.0	0	0.0	47
Conway	1	1	33	100.0	33.00	1	100.0	0	0.0	33t
BEARS	551	318	3350	57.7	6.08	19	3.4	18	3.3	58t
OPPONENTS	524	314	3476	59.9	6.63	21	4.0	17	3.2	62t

Score by Period	1	2	3	4	OT	Tot
BEARS	70	89	57	67	0	283
OPPONENTS	48	140	62	55	0	305

SCORING	TDs:Ru-Pa-R-K-PAT	FG	S	Pts
Jaeger	0 0 0 0 23/23	19/23	0	42
Conway	7 0 7 0 0	0	0	36
Engram	6 0 6 0 0	0	0	30
R. Harris	5 4 1 0 0	0	0	30
Salaam	4 3 1 0 0	0	0	24
Huerta TM	0 0 0 0 0	3/3	4/7	0 15
Cox	1 0 0 1 0	0	0	6
Faulkerson	1 0 1 0 0	0	0	6
Flanigan	1 0 1 0 0	0	0	6
Krieg	1 1 0 0 0	0	0	6
Lowery	1 0 0 1 0	0	0	6
Matthews	1 1 0 0 0	0	0	6
Spears	1 0 1 0 0	0	0	6
Wetnight	1 0 1 0 0	0	0	6
Woodford	1 0 0 1 0	0	0	6
BEARS	31 9 19 3 26/26	30/30	1	283
OPPONENTS	37 13 21 3 35/36	16/23	0	305
2-Pt. Conversions: TEAM 0-5, OPPONENTS 0-1				

2-Pt. Conversions: TEAM 0-5, OPPONENTS 0-1.

RUSHING	No	Yds	Avg	Lg	TD
R. Harris	194	748	3.9	23	4
Salaam	143	496	3.5	32	3
Green	60	249	4.2	19	0
Hicks	27	92	3.4	23	0
Conway	8	50	6.3	19	0
T. Carter	11	43	3.9	23	0
Timpson	3	21	7.0	13	0
Krieg	16	12	0.8	2	1
Kramer	8	4	0.5	3	0
Sauerbrun	1	3	3.0	3	0
Matthews	1	2	2.0	2t	1
BEARS	472	1720	3.6	32	9
OPPONENTS	427	1617	3.8	63	13

RECEIVING	No	Yds	Avg	Lg	TD
Conway	81	1049	13.0	58t	7
Timpson	62	802	12.9	49	0
T. Carter	41	233	5.7	29	0
Engram	33	389	11.8	24	6
R. Harris	32	296	9.3	47	1
Wetnight	21	223	10.6	38	1
Green	13	78	6.0	18	0
Neely	9	92	10.2	21	0
Salaam	7	44	6.3	11t	1
Jennings	6	56	9.3	20	0
Cash	4	42	10.5	14	0
J. A. Jackson	4	39	9.8	14	0
Krieg	1	5	5.0	5	0
Faulkerson	1	1	1.0	1t	1
Flanigan	1	1	1.0	1t	1
Spears	1	1	1.0	1t	1
Hicks	1	-1	-1.0	-1	0
BEARS	318	3350	10.5	58t	19
OPPONENTS	314	3476	11.1	62t	21

PUNTING	No	Yds	Avg	Net	TB	In	Lg	B
Sauerbrun	78	3491	44.8	34.9	12	15	72	0
BEARS	78	3491	44.8	34.9	12	15	72	0
OPPONENTS	73	3047	40.1	34.0	9	25	60	1

INTS	No	Yds	Avg	Lg	TD
Woodford	6	37	6.2	28t	1
M. Carter	3	34	11.3	29	0
Marshall	2	20	10.0	20	0
Carrier	2	0	0.0	0	0
W. Harris	2	0	0.0	0	0
Burton	1	11	11.0	11	0
Minter	1	5	5.0	5	0
BEARS	17	107	6.3	29	1
OPPONENTS	18	94	5.2	27	0

KO RETURNS	No	Yds	Avg	Lg	TD
Ja. Jackson	27	619	22.9	60	0
Engram	25	580	23.2	45	0
Faulkerson	4	63	15.8	20	0
Marshall	0	75	---	75	0
BEARS	56	1337	23.9	88	0
OPPONENTS	52	1115	21.4	90t	1

PUNT RET.	Ret	FC	Yds	Avg	Lg	TD
Engram	31	19	282	9.1	34	0
BEARS	31	19	282	9.1	34	0
OPPONENTS	42	12	527	12.5	88t	2

FGs	1-19	20-29	30-39	40-49	50+
Jaeger	0/0	4/4	3/4	12/15	0/0
Huerta	0/0	0/0	3/5	1/2	0/0
BEARS	0/0	4/4	6/9	13/17	0/0
OPPONENTS	0/0	6/7	4/4	3/9	3/3
Huerta:(31G,35N,42G,34G)/(37G,39N)(44N)					
Jaeger:(1)(1)(46G)/(44G,24G,40G,30G)/(40G,41G)					
(28G,32N)(44N,46N,41G,44G)/(27G,47N,23G)					
(35G,48G)/(49G)/(42G)/(34G)/(45G,40G,1)					
OPPONENTS: (28G,43N,28G)(50G,44N)(33G, 34G)					
(1)(28G)/(32G)/(34G,54G)/(41G,43G,48G)/(45G)/(24G)					
(1)(46N)(45N,25G)(48N,26N) (50G,22G)					

DEFENSE	(Top 10)	T	S	A	FF	FR	PD	SA	Int
M. Carter	180	102	78	1	0	14	0	1.0	0
Cain	124	68	56	3	0	1	0	1.0	0
W. Harris	113	93	20	2	2	18	0	1.0	2
Minter	106	56	50	1	0	4	1.5	1	1
Cox	99	56	43	1	3	2	3.0	0	0
Smith	89	48	41	0	2	1	1.0	0	0
Woodford	78	63	15	0	0	20	0	0	0
Spellman	78	46	32	3	0	2	8.0	0	0
Flanigan	78	43	35	0	0	1	5.0	0	0
Carrier	76	40	36	1	1	7	0	0	2
SACKS: Spellman 8.0, Flanigan 5.0, A. Fontenot 4.5, Cox 3.0, Thierry 2.0, Miniefield 1.5, Minter 1.5, Simpson 1.5, Cain 1.0, Mangum 1.0, Smith 1.0									
TEAM 30.0, OPPONENTS 23.0									

USUAL STARTERS									
Offense					Defense				
WR.....Curtis Conway					RE.....Alonso Spellman				
LT.....Andy Heck					RT.....Carl Simpson				
LG.....Todd Perry					LT.....Jim Flanigan				
C.....Jerry Fontenot					LE.....Albert Fontenot				
RG.....Todd Burger					WLB.....Vinson Smith				
TE.....James Williams					MLB.....Bryan Cox				
RT.....Keith Jennings					SLB.....Joe Cain				
WR.....Michael Timpson					RCB.....Walt Harris				
QB.....Dave Krieg					LCB.....Donnell Woodford				
RB.....Raymont Harris					SS.....Marty Carter				
FB.....Tony Carter					FS.....Mark Carrier				

1997 CHICAGO BEARS STATISTICS

Record: 4-12, .250

5th Place, NFC Central

Head Coach: Dave Wannstedt

09/01	L	24-38	at Green Bay	60,766
09/07	L	24-27	MINNESOTA	59,263
09/14	L	7-32	DETROIT	59,147
09/21	L	3-31	at New England	59,873
09/28	L	3-27	at Dallas	64,082
10/05	L	17-20	NEW ORLEANS	58,865
10/12	L	23-24	GREEN BAY	62,212
10/27	W	36-33	ot at Miami	73,156
11/02	L	8-31	WASHINGTON	53,032
11/09	L	22-29	at Minnesota	63,443
11/16	L	15-23	N.Y. JETS	45,642
11/23	W	13-7	TAMPA BAY	43,955
11/27	L	20-55	at Detroit	77,904
12/07	W	20-3	BUFFALO	39,784
12/14	W	13-10	at St. Louis	66,030
12/21	L	15-31	at Tampa Bay	70,930

	Bears	Opp
TOTAL FIRST DOWNS	305	281
Rushing	94	97
Passing	188	156
Penalty	23	28
3rd Down: Made/Att	91/253	60/189
3rd Down Pct.	36.0	31.7
4th Down: Made/Att	14/27	3/9
4th Down Pct.	51.9	33.3
POSSESSION AVG.	33:08	26:52
TOTAL NET YARDS	4987	4888
Avg. Per Game	311.7	305.5
Total Plays	1128	935
Avg. Per Play	4.4	5.2
NET YARDS RUSHING	1746	1858
Avg. Per Game	109.1	116.1
Total Rushes	490	421
NET YARDS PASSING	3241	3030
Avg. Per Game	202.6	189.4
Sacked/Yards Lost	43/260	38/259
Gross Yards	3501	3289
Att./Comp.	595/336	476/273
Completion Pct.	56.5	57.4
Had Intercepted	22	13
PUNTS/AVERAGE	96/42.5	81/43.5
NET PUNTING AVG.	96/32.6	81/36.6
PENALTIES/YARDS	107/867	93/763
FUMBLES/BALL LOST	33/19	25/17
TOUCHDOWNS	28	50
Rushing	14	18
Passing	14	25
Returns	0	7

PASSING	Att	Cmp	Yds	Cmp%	Yd/Att	TD	TD%	Int	Int%	Lg	Sack/Lost	Rating
Kramer	477	275	3011	57.7	6.31	14	2.9	14	2.9	78t	25/149	74.0
Mirer	103	53	420	51.5	4.08	4	0.0	6	5.8	34	16/92	37.7
Stenstrom	14	8	70	57.1	5.00	0	0.0	2	14.3	18	2/19	31.0
Conway	1	0	0	0.0	0.0	0	0.0	0	0	0/0		39.6
BEARS	595	336	3501	56.5	5.88	14	2.4	22	3.7	78t	43/260	66.1
OPPONENTS	476	273	3289	57.4	6.91	25	5.3	13	2.7	89t	38/259	84.8

Score by Period	1	2	3	4	OT	Tot
BEARS	61	72	36	91	3	263
OPPONENTS	78	123	107	113	0	421

SCORING	TDs	Ru	Pa	R	K	PAT	FG	S	Pts
Jaeger	0	0	0	0	20/20	21/26	0	83	
R. Harris	10	10	0	0			0	60	
Proehl	7	0	7	0			0	44	
Penn	3	0	3	0			0	18	
Engram	2	0	2	0			0	14	
Kramer	2	2	0	0			0	12	
Autry	1	1	0	0			0	8	
Mirer	1	1	0	0			0	8	
Conway	1	0	1	0			0	6	
Wetnight	1	0	1	0			0	6	
Flanigan	0	0	0	0			0	2	

BEARS	28	14	14	0	20/20	21/26	1	263
OPPONENTS	50	18	25	7	45/45	24/32	0	421

2-Pt. Conversions: Autry, Engram, Flanigan, Mirer, Proehl, TEAM 5-8, OPPONENTS 2-5.

RUSHING	No	Yds	Avg	Lg	TD
R. Harris	275	1033	3.8	68t	10
Autry	112	319	2.8	17	1
Salaam	31	112	3.6	17	0
Kramer	27	83	3.1	31	2
Mirer	20	78	3.9	20	1
T. Carter	9	56	6.2	16	0
Harmon LG	10	36	3.6	14	0
Harmon TM	2	6	3.0	4	0
Conway	3	17	5.7	10	0
Hicks	4	14	3.5	8	0
Smith	1	12	12.0	12	0
Sauerbrun	2	8	4.0	8	0
Hughes	1	3	3.0	3	0
Le Bel	1	0	0.0	0	0
Penn	1	-1	-1.0	-1	0
BEARS	490	1746	3.6	68t	14
OPPONENTS	421	1858	4.4	76	18

RECEIVING	No	Yds	Avg	Lg	TD
Proehl	58	753	13.0	78t	7
Penn	47	576	12.3	33	3
Wetnight	46	464	10.1	34	1
Engram	45	399	8.9	23	2
Conway	30	476	15.9	55t	1
R. Harris	28	115	4.1	16	0
Ton. Carter	24	152	6.3	19	0
Harmon LG	18	197	10.9	27	0
Harmon TM	2	8	4.0	6	0
Jennings	14	164	11.7	23	0
Bownes	12	146	12.2	21	0
Autry	9	59	6.6	14	0
Allred	8	70	8.8	18	0
Hughes	8	68	8.5	16	0
Smith	2	22	11.0	12	0
Salaam	2	20	10.0	18	0
T. Allen	1	9	9.0	9	0
BEARS	336	3501	10.4	78t	14
OPPONENTS	273	3289	12.0	89t	25

PUNTING	No	Yds	Avg	Net	TB	In	Lg	B
Sauerbrun	95	4059	42.7	32.8	11	26	67	0
Jaeger	1	18	18.0	18.0	0	0	18	0
BEARS	96	4077	42.5	32.6	11	26	67	0
OPPONENTS	81	3526	43.5	36.6	12	28	72	0

INTS	No	Yds	Avg	Lg	TD
W. Harris	5	30	6.0	12	0
Tom Carter	3	12	4.0	12	0
Mangum	2	4	2.0	4	0
Marshall TM	2	0	0	0	0
Marshall	1	14	14.0	14	0
BEARS	13	60	4.6	14	0
OPPONENTS	22	328	14.9	38t	1

KO RETURNS	No	Yds	Avg	Lg	TD
Hughes	43	1008	23.4	58	0
Bownes	19	396	20.8	36	0
Smith	10	196	19.6	28	0
Allred	2	21	10.5	11	0
Ton. Carter	2	34	17.0	19	0
Engram	2	27	13.5	20	0
Harmon LG	1	16	16.0	16	0
Wetnight	1	9	9.0	9	0
Marshall TM	0	3	---	3	0
BEARS	79	1694	21.4	58	0
OPPONENTS	52	1237	23.8	69	0

PUNT RET.	Ret	FC	Yds	Avg	Lg	TD
Hughes	36	7	258	7.2	19	0
Proehl	8	1	59	7.4	14	0
Dulaney	1	0	0	0.0	0	0
Engram	1	0	4	4.0	4	0
BEARS	46	8	321	7.0	19	0
OPPONENTS	52	16	727	14.0	83t	2

FGs	1-19	20-29	30-39	40-49	50+
Jaeger	0/0	8/9	8/10	4/6	1/1
BEARS	0/0	8/9	8/10	4/6	1/1
OPPONENTS	0/0	9/9	12/12	3/9	0/2
Jaeger:(42G) (39G) () (38G) (21G) (23G) (41G) (39G, 23G, 47G, 35G) () (29G, 22G, 36G) (34N, 32N) (32G, 25G, 41N) (52G, 32G, 45N) (41G, 38G) (22B, 27G, 20G) ()					
OPPONENTS: (38G, 36G, 29G) (33G, 40N, 28G, 42N) (23G, 36G, 29G, 32G) (27G) (33G, 23G) (38G, 48G) (37G) () (38G) (53N) (48N, 34G, 36G, 34G) (50N, 40N) (40G, 29G) (41N, 43G) (40N, 28G) (20G)					

DEFENSE	(Top 10)	T	S	A	FF	FR	PD	Sa	Int
Mangum	149	79	69	0	2	9	1	0	2
M. Carter	142	81	59	1	0	6	1	0	1
Minter	134	69	58	1	3	3	6	0	0
B. Cox	133	77	50	1	1	5	5	0	0
W. Harris	94	75	15	4	1	19	0	5	0
R. Cox	83	44	37	1	0	2	1	0	0
Flanigan	81	45	28	2	3	0	6	0	0
Simpson	61	26	30	0	0	5	4	5	0
T. Carter	56	49	7	0	0	19	0	0	0
Reeves	52	24	27	0	1	0	0	5	0
SACKS: Flanigan 6.0, Minter 6.0, B. Cox 5.0, Simpson 4.5, Thomas 4.5, Marshall TM 3.0, Thierry 3.0, Spellman 2.0, M. Carter 1.0, R. Cox 1.0, Mangum 1.0, Grasmanis 0.5, Reeves 0.5									
TEAM 38.0, OPPONENTS 43.0									

USUAL STARTERS

Offense	Defense
WR.....Bobby Engram	RE.....Carl Reeves
LT.....Andy Heck	RT.....Carl Simpson
LG.....Todd Perry	LT.....Jim Flanigan
C.....Chris Villarrial	LE.....John Thierry
RG.....Todd Burger	WLB.....Barry Minter
RT.....James Williams	MLB.....Bryan Cox
TE.....Keith Jennings	SLB.....Ron Cox
WR.....Ricky Proehl	RCB.....Walt Harris
QB.....Erik Kramer	LCB.....Tom Carter
RB.....Raymont Harris	SS.....Marty Carter
FB.....Tony Carter	FS.....John Mangum

RANKINGS

Team Stats	Bears	Avg	Rank
Total Yards.....	4987	311.7	17
Rushing Yards.....	1746	109.1	16
Passing Yards.....	3241	202.6	16
Points Scored.....	263	16.4	-

	Opp	Avg	Rank
Total Yards.....	4888	305.5	12
Rushing Yards.....	1858	116.1	19
Passing Yards.....	3030	189.4	11
Points Scored.....	421	26.3	-



1998 CHICAGO BEARS STATISTICS

Record: 4-12, .250

5th Place, NFC Central

Head Coach: Dave Wannstedt

09/06 L 23-24	JACKSONVILLE	55,614
09/13 L 12-17	at Pittsburgh	59,084
09/20 L 15-27	at Tampa Bay	64,328
09/27 L 28-31	MINNESOTA	57,783
10/04 W 31-27	DETROIT	55,562
10/11 L 7-20	at Arizona	47,860
10/18 W 13-12	DALLAS	59,201
10/25 W 23-20	at Tennessee	40,089
11/08 L 12-20	ST. LOUIS	50,263
11/15 L 3-26	at Detroit	63,152
11/22 L 13-20	at Atlanta	60,804
11/29 L 17-31	TAMPA BAY	51,938
12/06 L 22-48	at Minnesota	64,247
12/13 W 20-26	at Green Bay	59,813
12/20 L 24-23	BALTIMORE	40,853
12/27 L 13-16	GREEN BAY	58,393

Bears		Opp
TOTAL FIRST DOWNS	264	300
Rushing	89	121
Passing	154	155
Penalty	21	24
3rd Down: Made/Att	75/215	80/196
3rd Down Pct.	34.9	40.8
4th Down: Made/Att	11/25	3/6
4th Down Pct.	44.0	50.0
POSSESSION AVG.	29:26	30:34
TOTAL NET YARDS	4766	5103
Avg. Per Game	297.9	318.9
Total Plays	979	963
Avg. Per Play	4.9	5.3
NET YARDS RUSHING	1713	1875
Avg. Per Game	107.1	117.2
Total Rushes	454	479
NET YARDS PASSING	3053	3228
Avg. Per Game	190.8	201.8
Sacked/Yards Lost	31/224	28/173
Gross Yards	3277	3401
Att./Comp.	494/284	456/292
Completion Pct.	57.5	64.0
Had Intercepted	13	14
PUNTS/AVERAGE	80/42.6	72/42.8
NET PUNTING AVG.	80/36.5	72/35.7
PENALTIES/YARDS	86/714	102/852
FUMBLES/BALL LOST	29/21	33/14
TOUCHDOWNS	30	42
Rushing	9	12
Passing	16	27
Returns	5	3

PASSING	Att	Cmp	Yds	Cmp%	Yd/Att	TD	TD%	Int	Lg	Sack/Lost	Rating
Kramer	250	151	1823	60.4	7.29	9	3.6	7.8	79t	10/71	83.1
Stenstrom	196	112	1252	57.1	6.39	4	2.0	6.3	48	19/137	70.4
Moreno	43	19	166	44.2	3.86	1	2.3	0.0	21t	2/16	62.7
Bennett	2	1	18	50.0	9.00	1	50.0	0.0	18t	0/0	120.8
Horan	2	1	18	50.0	9.00	1	50.0	0.0	18t	0/0	120.8
Conway	1	0	0	0.0	0.00	0	0.0	0.0	0	0/0	39.6
BEARS	494	284	3277	57.5	6.63	16	3.2	13	26	79t	77.5
OPPONENTS	456	292	3401	64.0	7.46	27	5.9	14	3.1	98t	93.5

Score by Period	1	2	3	4	OT	Tot
BEARS	51	99	53	77	0	276
OPPONENTS	61	104	116	87	0	368

SCORING	TDs:	Ru-Pa-R-K-PAT	FG	S	Pts		
Jaeger	0	0	0	27/28	21/26	0	90
Engram	5	0	5	0	0	30	30
Penn	3	0	3	0	0	20	20
Conway	3	0	3	0	0	18	18
Milburn	3	0	3	0	0	12	12
J. Allen	2	1	1	0	0	12	12
Bennett	2	2	0	0	0	12	12
Chancey	2	2	0	0	0	12	12
Stenstrom	2	2	0	0	0	12	12
Wetnight	2	0	2	0	0	12	12
Bownes	1	0	1	0	0	6	6
Hallock	1	0	1	0	0	6	6
W. Harris	1	0	1	0	0	6	6
Kramer	1	0	1	0	0	6	6
S. Lee	1	0	1	0	0	6	6
M. Robinson	1	0	1	0	0	6	6
Thierry	0	0	0	0	0	1	2
BEARS	30	9	16	5	27/28	21/26	276
OPPONENTS	42	12	27	336	38	26/31	0368

2-Pt. Conversions: Penn, TEAM 1-2.
OPPONENTS 1-4.

2-PT. Conversions: Penn, TEAM 1-2, OPPONENTS 1-4.

RUSHING	No	Yds	Avg	Lg	TD
Bennett	173	611	3.5	43	2
Enlis	133	497	3.7	29	0
J. Allen	58	270	4.7	57	1
Chancey	29	122	4.2	14	2
Stenstrom	18	79	4.4	14	2
Conway	5	48	9.6	29	0
Hallock	13	41	3.2	14	1
Kramer	13	17	1.3	8	1
Moreno	4	9	2.3	9	0
Milburn	4	8	2.0	6	0
Morris	3	8	2.7	6	0
Engram	1	3	3.0	3	0
BEARS	454	1713	3.8	57	9
OPPONENTS	479	1875	3.9	50	12

RECEIVING	No	Yds	Avg	Lg	TD
Engram	64	987	15.4	79t	5
Conway	54	733	13.6	47	3
Penn	31	448	14.5	37	3
Bennett	28	209	7.5	31	0
Hallock	25	166	6.6	16	0
Wetnight	23	166	7.3	30	2
Mayes	21	217	10.3	22	0
Chancey	11	102	9.3	15	0
J. Allen	8	77	9.6	33	1
Enis	6	20	3.3	7	0
Bownes	5	69	13.8	44	1
M. Robinson	4	44	11.0	20t	1
Milburn	4	37	9.3	13	0
BEARS	284	3277	11.5	79t	16
OPPONENTS	292	3401	11.6	98t	27

PUNTING	No	Yds	Avg	Net	TB	In	Lg	B
Horan	64	2643	41.3	35.4	4	12	57	0
Saurbrun	15	741	49.4	42.1	3	6	71	0
Jaeger	1	27	27.0	27.0	0	0	27	0
BEARS	80	3411	42.6	36.5	7	18	71	0
OPPONENTS	72	3084	42.8	35.7	11	20	68	1

INTS	No	Yds	Avg	Lg	TD
W. Harris	4	41	10.3	26	1
Collins	3	29	9.7	28	0
T. Carter	2	20	10.0	19	0
Minter	1	17	17.0	17	0
Thierry	1	14	14.0	14	0
Parrish	1	8	8.0	8	0
Cousin	1	0	0.0	0	0
S. Harris	1	0	0.0	0	0
BEARS	14	129	9.2	28	1
OPPONENTS	13	146	11.2	33t	1

KO RETURNS	No	Yds	Avg	Lg	TD
Milburn	62	1550	25.0	94t	2
Chancey	2	18	9.0	18	0
Bownes	1	19	19.0	19	0
Wiegmann	1	8	8.0	8	0
BEARS	66	1595	24.2	94t	2
OPPONENTS	55	1097	19.9	40	0

PUNT RET.	Ret	FC	Yds	Avg	Lg	TD
Milburn	25	15	291	11.6	93t	1
BEARS	25	15	291	11.6	93t	1
OPPONENTS	38	19	349	9.2	53	1

FGs	1-19	20-29	30-39	40-49	50+
Jaeger	2/2	8/9	9/10	1/4	1/1
BEARS	2/2	8/9	9/10	1/4	1/1
OPPONENTS	2/2	12/12	3/4	7/10	2/3
Jaeger:(456,356,42N,19G)(19G,36G)(26G,29G,52G)(123G)(22G,29G)(39G,26G,34N,33G)(31G)(31G,43N)(35G,32G)(33G)(1)(1)(20G)(29G,48N,21G)					
OPPONENTS: (23G)(49G)(1)(50G)(28G,53N,43G)(49G,46N,40G)(23G,23G)(29G,19G,49B)(24G,33G)(24G,25G)(50G,44G)(28G)(30G,20G)(35G,43G,40G,24G)(45B,27G)(39N,18G)					

DEFENSE	TD	S	A	FF	FR	PD	SA	Int
M. Carter	159	101	58	0	2	5	0	0
Minter	140	93	44	2	1	2	1	0
Parrish	111	70	35	5	2	7	1	0
S. Harris	107	70	35	1	0	2	1	0
Wells	98	51	44	0	0	3	3	0
Flanigan	86	34	42	1	1	0	8	5
W. Harris	85	65	19	1	1	21	0	4
Cousin	73	55	17	1	2	18	0	1
McDonald	57	36	18	2	0	4	1	0
Lee	57	30	24	1	1	0	2	0

SACKS: Flanigan 8.5, Thomas TM 4.5, Thierry 3.5, Wells 3.0, S. Lee 2.0, Grasmanis 1.0, S. Harris 1.0, McDonald 1.0, Minter 1.0, Parrish 1.0, Reeves 1.0, B. Robinson 0.5
TEAM 28.0, OPPONENTS 31.0

USUAL STARTERS

Offense	Defense
WR..... Bobby Engram	RE..... Shawn Lee
LT..... Andy Heck	RT..... Mike Wells
LG..... Todd Perry	LT..... Jim Flanigan
C..... Casey Wiegmann	LE..... John Thierry
RG..... Chris Villarrial	WLB..... Sean Harris
RT..... James Williams	MLB..... Barry Minter
TE..... Alonzo Mayes	SLB..... Rico McDonald
WR..... Curtis Conway	RCB..... Walt Harris
QB..... Erik Kramer	LCB..... Terry Cousin
RB..... Edgar Bennett	SS..... Marty Carter
FB..... Ty Hallock	FS..... Tony Parrish

RANKINGS

Team Stats	Bears	Avg	Rank
Total Yards	4766	297.9	21
Rushing Yards	1713	107.1	17
Passing Yards	3053	190.8	23
Points Scored	276	17.3	-

	Opp	Avg	Rank
Total Yards	5103	318.9	14
Rushing Yards	1875	117.2	19
Passing Yards	3228	201.8	15
Points Scored	368	23	-



2000 CHICAGO BEARS STATISTICS

Record: 5-11, .313**5th Place, NFC Central****Head Coach: Dick Jauron**

09/03 L 27-30	at Minnesota	64,104
09/10 L 0-41	at Tampa Bay	65,569
09/17 L 7-14	N.Y. GIANTS	66,944
09/24 L 14-21	DETROIT	66,944
10/01 W 27-24	at Green Bay	59,869
10/08 L 10-31	NEW ORLEANS	66,944
10/15 L 16-28	MINNESOTA	66,944
10/22 L 9-13	at Philadelphia	65,553
11/05 W 27-24	INDIANAPOLIS	66,944
11/12 L 3-20	at Buffalo	72,420
11/19 W 13-10	TAMPA BAY	66,944
11/26 L 10-17	at N.Y. Jets	77,354
12/03 L 6-28	GREEN BAY	66,944
12/10 W 24-17	NEW ENGLAND	66,944
12/17 L 0-17	at San Francisco	68,306
12/24 W 23-20	at Detroit	71,957

	Bears	Opp
TOTAL FIRST DOWNS	239	297
Rushing	89	106
Passing	143	172
Penalty	7	19
3rd Down: Made/Att	67/222	82/223
3rd Down Pct.	30.2	36.8
4th Down: Made/Att	11/25	12/17
4th Down Pct.	44.0	70.6
POSSESSION AVG.	28:30	31:30
TOTAL NET YARDS	4541	5234
Avg. Per Game	283.8	327.1
Total Plays	993	1035
Avg. Per Play	4.6	5.1
NET YARDS RUSHING	1736	1827
Avg. Per Game	108.5	114.2
Total Rushes	417	469
NET YARDS PASSING	2805	3407
Avg. Per Game	175.3	212.9
Sacked/Yards Lost	34/200	36/230
Gross Yards	3005	3637
Att./Comp.	542/304	530/332
Completion Pct.	56.1	62.6
Had Intercepted	16	11
PUNTS/AVERAGE	96/37.8	91/39.9
NET PUNTING AVG.	96/33.7	91/34.7
PENALTIES/YARDS	90/696	78/727
FUMBLES/BALL LOST	27/13	20/9
TOUCHDOWNS	22	43
Rushing	6	15
Passing	12	25
Returns	4	3

PASSING	Att	Cmp	Yds	Cmp%	Yd/Att	TD	TD%	Int	Int%	Lg	Sack/Lost	Rating
McNown	280	154	1646	55.0	5.88	8	2.9	9	3.2	68t	27/169	68.5
Matthews	178	102	964	57.3	5.42	3	1.7	6	3.4	41	5/24	64.0
Miller	82	47	382	57.3	4.66	1	1.2	1	1.2	34t	2/7	68.2
Aguiar	1	1	13	100.0	13.00	0	0.0	0	0.0	13	0/0	118.8
Hartsell	1	0	0	0.0	0.00	0	0.0	0	0.0	0	0/0	39.6
BEARS	542	304	3005	56.1	5.54	12	2.2	16	3.0	68t	34/200	67.0
OPPONENTS	530	332	3637	62.6	6.86	25	4.7	11	2.1	66	36/230	90.0

Score by Period	1	2	3	4	OT	Tot
BEARS	46	59	52	59	0	216
OPPONENTS	47	117	88	103	0	355

SCORING	TDs:Ru-Pa-R	K-PAT	FG	S	Pts			
Eidinger	0	0	0	21/ 21	21/27	0	84	
M. Robinson	5	0	5	0	0	0	30	
Allen	3	2	1	0	0	0	18	
McNown	3	3	0	0	0	0	18	
Booker	2	0	2	0	0	0	12	
Kennison	2	0	2	0	0	0	12	
Allred	1	0	1	0	0	0	6	
Brown	1	0	0	1	0	0	6	
Enis	1	1	0	0	0	0	6	
W. Harris	1	0	0	1	0	0	6	
McQuarters	1	0	0	1	0	0	6	
Parrish	1	0	0	1	0	0	6	
White	1	0	1	0	0	0	6	
BEARS	22	6	12	4	21/21	21/27	0	216
OPPONENTS	43	15	25	3	41/41	18/26	0	355
2-Pt. Conversions: TEAM 0-1, OPPONENTS 1-2.								

RUSHING	No	Yds	Avg	Lg	TD
Allen	290	1120	3.9	29	2
McNown	50	326	6.5	30	3
Enis	36	84	2.3	11t	1
Barnes	15	81	5.4	20	0
Kennison	3	72	24.0	52	0
Matthews	10	35	3.5	14	0
M. Robinson	1	9	9.0	9	0
Milburn	1	6	6.0	6	0
Miller	7	5	0.7	3	0
Engram	1	1	1.0	1	0
Booker	2	-1	-0.5	5	0
Bates	1	-2	-2.0	-2	0
BEARS	417	1736	4.2	52	6
OPPONENTS	469	1827	3.9	72t	15

RECEIVING	No	Yds	Avg	Lg	TD
M. Robinson	55	738	13.4	68t	5
Kennison	55	549	10.0	26	2
Booker	47	490	10.4	41	2
Allen	39	291	7.5	26	1
Brooks	26	216	8.3	27	0
Sinceno	23	206	9.0	28	0
Engram	16	109	6.8	25	0
White	10	87	8.7	25t	1
Allred	9	109	12.1	25	1
Enis	8	68	8.5	18	0
Bates	4	42	10.5	18	0
Mayes	4	40	10.0	19	0
Dragos	4	28	7.0	10	0
Wells	1	13	13.0	13	0
Milburn	1	8	8.0	8	0
Barnes	1	7	7.0	7	0
Lyman	1	4	4.0	4	0
BEARS	304	3005	9.9	68t	12
OPPONENTS	332	3637	11.0	66	25

PUNTING	No	Yds	Avg	Net	TB	In	Lg	B
Aguiar	52	2017	38.8	34.9	4	8	56	0
Bartholomew	44	1607	36.5	32.2	3	12	52	0
BEARS	96	3624	37.8	33.7	7	20	56	0
OPPONENTS	91	3629	39.9	34.7	8	29	59	0

INTS	No	Yds	Avg	Lg	TD
Parrish	3	81	27.0	38t	1
W. Harris	2	35	17.5	35t	1
Urchler	2	19	9.5	19	0
McQuarters	1	61	61.0	61t	1
Brown	1	35	35.0	35t	1
Wells	1	21	21.0	21	0
Azumah	1	2	2.0	2	0
BEARS	11	254	23.1	61t	4
OPPONENTS	16	150	9.4	38t	1

KO RETURNS	No	Yds	Avg	Lg	TD
Milburn	63	1468	23.3	38	0
Enis	2	30	15.0	19	0
Sinceno	1	12	12.0	12	0
Tucker	1	0	0.0	0	0
Tuinei	1	2	2.0	2	0
BEARS	68	1512	22.2	38	0
OPPONENTS	51	1105	21.7	48	0

PUNT RET.	Ret	FC	Yds	Avg	Lg	TD
Milburn	35	26	300	8.6	25	0
W. Harris	1	1	14	14.0	14	0
BEARS	36	27	314	8.7	25	0
OPPONENTS	36	33	251	7.0	25	0

FGs	1-19	20-29	30-39	40-49	50+
Eidinger	1/1	5/5	7/9	6/10	2/2
BEARS	1/1	5/5	7/9	6/10	2/2
OPPONENTS	1/1	6/6	3/8	7/9	1/2

Eidinger:(29G, 49G) (42N) (49N) () (19G, 42N, 47G) (30N, 38G) (22G) (25G, 33G, 40G) (41G, 37G) (24G) (34G, 38N, 48G) (39G) (32G, 46G) (24G, 47N) () (37G, 50G, 54G)

OPPONENTS:(35G, 38G, 45G) (50N, 23G, 47G) (34N, 41B, 31B) (32B) (42G) (44G) () (51G, 29G) (19G) (27G, 42G, 39N) (33G) (20G, 46N) () (40G) (33N, 28G) (41G, 26G)

DEFENSE	(Top 10)	T	S	A	FF	FR	PD	SA	Int
Urchler	165	103	54	0	1	3	8.0	2	
Brown	118	77	41	0	1	6	0.0	1	
S. Harris	102	71	29	1	0	0	1.0	0	
Parrish	101	64	33	2	0	8	2.0	3	
Holdman	87	63	23	1	0	0	0.0	0	
T. Smith	82	56	25	1	1	8	0.0	0	
B. Robinson	77	52	20	0	0	9	4.5	0	
Flanigan	64	30	30	0	1	0	4.0	0	
Wells	64	29	34	0	0	1	1.0	1	
Daniels	55	29	20	0	1	3	6.0	0	

SACKS: Urchler 8.0, Daniels 6.0, B. Robinson 4.5, Flanigan 4.0, Colvin 3.0, Parrish 2.0, F. Smith 2.0, S. Harris 1.0, Wells 1.0, McQuarters 1.0, Tuinei 1.0, Culpepper 1.0, Wilson 1.0, Simmons 0.5

TEAM 36.0, OPPONENTS 34.0

USUAL STARTERS

Offense	Defense
WR.....Eddie Kennison	RE.....Phillip Daniels
LT.....Blake Brockmeyer	RT.....Mike Wells
LG.....Todd Perry	LT.....Jim Flanigan
C.....Olin Kreutz	LE.....Bryan Robinson
RG.....Chris Villarrial	WLB.....Warrick Holdman
TE.....James Williams	MLB.....Brian Urchler
RT.....Kaseem Sinceno	SLB.....R. Colvin/S. Harris
WR.....Marcus Robinson	RCB.....Thomas Smith
QB.....Cade McNown	LCB.....Walt Harris
RB.....James Allen	SS.....Tony Parrish
FB.....Curtis Enis	FS.....Mike Brown

RANKINGS

Team Stats	Bears	Avg	Rank
Total Yards.....	4541	283.8	23
Rushing Yards.....	1736	108.5	21
Passing Yards.....	2805	175.3	23
Points Scored.....	216	13.5	28
	Opp	Avg	Rank
Total Yards.....	5234	327.1	16
Rushing Yards.....	1827	114.2	19
Passing Yards.....	3407	212.9	17
Points Scored.....	355	22.2	20

2001 CHICAGO BEARS STATISTICS

Record: 13-3, .813

1st Place, NFC Central

Head Coach: Dick Jauron

09/09 L 6-17	at Baltimore	69,365
09/23 W 17-10	MINNESOTA	66,944
10/07 W 31-3	at Atlanta	47,640
10/14 W 20-13	ARIZONA	66,944
10/21 W 24-0	at Cincinnati	63,408
10/28 W 37-31	ot SAN FRANCISCO	66,944
11/04 W 27-21	ot CLEVELAND	66,944
11/11 L 12-20	GREEN BAY	66,944
11/18 W 27-24	at Tampa Bay	65,612
11/25 W 13-6	at Minnesota	64,214
12/02 W 13-10	DETROIT	66,944
12/09 L 7-17	at Green Bay	59,869
12/16 W 27-3	TAMPA BAY	66,944
12/23 W 20-15	at Washington	78,884
12/30 W 24-0	at Detroit	76,067
01/06 W 33-13	JACKSONVILLE	66,944
PLAYOFFS		
01/19 L 19-33	PHILADELPHIA	66,944

	Bears	Opp
TOTAL FIRST DOWNS	277	277
Rushing	100	71
Passing	153	191
Penalty	24	15
3rd Down: Made/Att	74/225	80/223
3rd Down Pct.	32.9	35.9
4th Down: Made/Att	10/21	4/17
4th Down Pct.	47.6	23.5
POSSESSION AVG.	30:35	29:25
TOTAL NET YARDS	4694	4978
Avg. Per Game	293.4	311.1
Total Plays	1020	1023
Avg. Per Play	4.6	4.9
NET YARDS RUSHING	1742	1313
Avg. Per Game	108.9	82.1
Total Rushes	475	373
NET YARDS PASSING	2952	3665
Avg. Per Game	184.5	229.1
Sacked/Yards Lost	17/120	48/294
Gross Yards	3072	3959
Att./Comp.	528/315	602/355
Completion Pct.	59.7	59.0
Had Intercepted	16	20
PUNTS/AVERAGE	88/42.5	90/40.7
NET PUNTING YARDS	88/37.2	90/32.2
PENALTIES/AVG.	63/62.2	97/80.8
FUMBLES/BALL LOST	21/8	34/17
TOUCHDOWNS	37	21
Rushing	12	6
Passing	20	12
Returns	5	3

PASSING	Att	Cmp	Yds	Cmp%	Yd/Att	TD	TD%	Int	Int%	Lg	Sack	Loss	Rating
Miller	395	228	2299	57.7	5.82	13	3.3	10	2.5	66t	11/72	74.9	
Matthews	129	84	694	65.1	5.38	5	3.9	6	4.7	34t	6/48	72.3	
Booker	2	1	34	50.0	17.00	1	50.0	0	0.0	34t	0/0	135.4	
Johnson	1	1	18	100.0	18.00	0	0.0	0	0.0	18	0/0	118.8	
Maynard	1	1	27	100.0	27.00	1	100.0	0	0.0	27t	0/0	158.3	
BEARS	528	315	3072	59.7	5.82	20	3.8	16	3.0	66t	17/120	76.0	
OPPONENTS	602	355	3959	59.0	6.58	12	2.0	20	3.3	60t	48/294	71.4	

Score by Period	1	2	3	4	OT	Tot
BEARS	38	96	71	121	12	338
OPPONENTS	48	31	71	53	0	203

SCORING	TDs:Ru-Pa-R	K-PAT	FG	S	Pts		
Edinger	0	0	0	034/ 34	26/31	0	112
Booker	8	0	0	0		0	48
Thomas	7	7	0	0		0	44
Johnson	4	4	0	0		0	24
Terrell	4	0	4	0		0	24
Allen	2	1	1	0		0	12
Baxter	2	0	2	0		0	12
Brown	2	0	0	2		0	12
M. Robinson	2	0	2	0		0	12
Urlacher	2	0	1	1		0	12
Bates	1	0	1	0		0	6
Harris	1	0	1	0		0	6
McQuarters	1	0	0	1		0	6
Shelton	1	0	1	0		0	6
BEARS	37	12	20	534/ 34	26/31	1	138
OPPONENTS	21	6	12	319/ 20	18/28	1	203
2-Pt. Conversions: Thomas, TEAM 1-1, OPPONENTS 1-1.							

RUSHING	No	Yds	Avg	Lg	TD
Thomas	278	1183	4.3	46	7
Allen	135	469	3.5	19	1
Johnson	20	99	5.0	34	4
Booker	4	8	2.0	13	0
Matthews	4	5	1.3	3	0
Denison	1	4	4.0	4	0
Milburn TM	3	3	1.0	4	0
Maynard	1	-10	-10.0	-10	0
Miller	29	-19	-7	3	0
BEARS	475	1742	3.7	46	12
OPPONENTS	373	1313	3.5	29	6

RECEIVING	No	Yds	Avg	Lg	TD
Booker	100	1071	10.7	66t	8
White	45	428	9.5	32	0
Terrell	34	415	12.2	62	4
Allen	30	203	6.8	34t	1
M. Robinson	23	269	11.7	34t	2
Thomas	22	178	8.1	23	0
Baxter	22	148	6.7	19	2
Shelton	12	76	6.3	16	1
Davis	11	68	6.2	14	0
Bates	9	160	17.8	40	1
Milburn TM	3	9	3.0	7	0
Merritt	2	20	10.0	13	0
Urlacher	1	27	27.0	27t	1
Johnson	1	0	0.0	0	0
BEARS	315	3072	9.8	66t	20
OPPONENTS	355	3959	11.2	60t	12

PUNTING	No	Yds	Avg	Net	TB	In	Lg	B
Maynard	87	3709	42.6	37.0	8	36	60	0
Edinger	1	34	34.0	34.0	0	1	34	0
BEARS	88	3743	42.5	37.0	8	37	60	0
OPPONENTS	90	3662	40.7	32.2	18	21	56	0

INTS	No	Yds	Avg	Lg	TD
Brown	5	81	16.2	33t	2
Urlacher	3	60	20.0	41	0
McQuarters	3	47	15.7	43	0
Parrish	3	36	12.0	26	0
Colvin	2	22	11.0	14	0
Traylor	1	67	67.0	67	0
Harris	1	45	45.0	39t	1
Azumah	1	14	14.0	14	0
Holdman	1	0	0.0	0	0
BEARS	20	372	18.6	67	3
OPPONENTS	16	187	11.7	97t	1

KO RETURNS	No	Yds	Avg	Lg	TD
Denison	23	534	23.2	37	0
Johnson	14	286	20.4	33	0
Milburn TM	6	152	25.3	37	0
Azumah	4	65	16.3	23	0
Dogins	1	6	6.0	6	0
Newkirk	1	8	8.0	8	0
Powell	1	1	1.0	1	0
Terrell	1	8	8.0	0	0
BEARS	52	1060	20.4	37	0
OPPONENTS	66	1353	20.5	39	0

PUNT RET.	Ret	FC	Yds	Avg	Lg	TD
Johnson	28	10	255	9.1	35	0
McQuarters	12	1	96	8.0	16	0
Milburn TM	4	3	33	8.3	20	0
Denison	1	0	5	5.0	5	0
Azumah	0	0	16	---	16	0
BEARS	45	14	405	9.0	35	0
OPPONENTS	45	14	327	7.3	32	0

Fbs	1-19	20-29	30-39	40-49	50+
Edinger	0/0	6/7	7/8	13/16	0/0
BEARS	0/0	6/7	7/8	13/16	0/0
OPPONENTS	0/0	7/7	5/7	6/14	0/0
Edinger:(206,43N,46G)(456)(48N,42G)(466,43G)(48G,43N)(Y)376,476,386,416(266,40G)(30G,43G)(466,26G,39N)(23N)(30G,46G)(39G,37G)(38G)(476,23G,25G,22G)					
OPPONENTS: (46N,37G)(20G)(44N,44G)(40G,47G)(39N)(44G,40Y)(40G,31G)(25G,38G,26G,48N)(44G,21G)(45N,48N,36G,40N)(41N,27G)(25G)(34G,26G)(Y)(36B)					

DEFENSE (Top 10)	T	S	A	FF	FR	PD	Sa	Int
Urlacher	148	92	46	1	2	4	6.0	3
Holdman	145	101	39	3	0	6	1.5	1
McQuarters	89	57	25	1	1	21	1.0	3
Brown	86	48	34	2	1	13	3.0	5
Parrish	80	47	28	0	2	7	1.0	3
Colvin	79	42	20	2	1	5	10.5	2
Robinson	72	39	25	2	1	12	4.5	0
Daniels	72	32	23	3	2	10	9.0	0
Harris	70	47	22	2	2	10	0.0	1
Green	68	46	19	2	0	4	3.0	0
SACKS: Colvin 10.5, Daniels 9.0, Urlacher 6.0, B. Robinson 4.5, Brown 3.0, Green 3.0, Azumah 2.0, Boone 2.0, Traylor 2.0, Holdman 1.5, Washington 1.5, McQuarters 1.0, Newkirk 1.0, Parrish 1.0								
TEAM 48.0, OPPONENTS 17.0								

USUAL STARTERS

Offense	Defense
WR.....Dez White	RE.....Phillip Daniels
LT.....Blake Brockmeyer	RT.....Keith Traylor
LG.....Rex Tucker	LT.....Ted Washington
C.....Olin Kreutz	LE.....Bryan Robinson
RG.....Chris Villarrial	WLB.....Warrick Holdman
RT.....James Williams	MLB.....Brian Urlacher
TE.....Fred Baxter	SLB.....Rosevelt Colvin
WR.....Marty Booker	RCB.....R.W. McQuarters
QB.....Jim Miller	LCB.....Walt Harris
RB.....Anthony Thomas	SS.....Tony Parrish
FB.....Daion Shelton	FS.....Mike Brown

RANKINGS

Team Stats	Bears	avg	rank
Total Yards.....	4694	283.4	26t
Rushing Yards.....	1742	108.9	17
Passing Yards.....	2952	184.5	24
Points Scored.....	338	21.1	11
	Opp	avg	rank
Total Yards.....	4978	311.1	15
Rushing Yards.....	1313	82.1	2
Passing Yards.....	3665	229.1	29
Points Scored.....	203	12.7	1



2002 CHICAGO BEARS STATISTICS

Record: 4-12, .250

3rd Place, NFC North

Head Coach: Dick Jauron

09/08 W 27-23	MINNESOTA	63,226
09/15 W 14-13	at Atlanta	68,081
09/22 L 23-29	NEW ORLEANS	63,216
09/29 L 27-33	ot at Buffalo	72,780
10/07 L 21-34	GREEN BAY	63,226
10/20 L 20-23	ot at Detroit	60,421
10/27 L 7-25	at Minnesota	64,122
11/03 L 13-19	PHILADELPHIA	54,049
11/10 L 30-33	NEW ENGLAND	63,105
11/18 L 16-21	at St. Louis	66,250
11/24 W 20-17	ot DETROIT	62,375
12/01 L 20-30	at Green Bay	64,196
12/09 L 9-27	at Miami	73,609
12/15 W 20-13	NY JETS	62,226
12/22 L 14-24	at Carolina	72,602
12/29 L 0-15	TAMPA BAY	55,832

	Bears	Opp
TOTAL FIRST DOWNS	260	328
Rushing	79	110
Passing	156	185
Penalty	25	33
3rd Down: Made/Att	71/210	85/230
3rd Down Pct.	33.8	37.0
4th Down: Made/Att	10/21	9/15
4th Down Pct.	47.6	60.0
POSSESSION AVG.	27:42	32:18
TOTAL NET YARDS	4395	5606
Avg. Per Game	274.7	350.4
Total Plays	969	1086
Avg. Per Play	4.5	5.2
NET YARDS RUSHING	1344	2076
Avg. Per Game	84.0	129.8
Total Rushes	382	504
NET YARDS PASSING	3051	3530
Avg. Per Game	190.7	220.6
Sacked/Yards Lost	44/265	35/252
Gross Yards	3316	3782
Att./Comp.	543/310	547/335
Completion Pct.	57.1	61.2
Had Intercepted	18	9
PUNTS/AVERAGE	87/42.3	78/41.8
NET PUNTING AVG.	87/37.4	78/34.1
PENALTIES/YARDS	95/864	115/935
FUMBLES/BALL LOST	29/17	35/19
TOUCHDOWNS	31	38
Rushing	8	13
Passing	22	24
Returns	1	1

PASSING	Att	Cmp	Yds	Cmp%	Yd/Att	TD	TD%	Int	Int%	Lg	Sack/Lost	Rating
Miller	314	180	1944	57.3	6.19	13	4.1	9	2.9	54	16/101	77.5
Chandler	161	103	1023	64.0	6.35	4	2.5	4	2.5	76t	23/144	79.8
Burris	51	18	207	35.3	4.06	3	5.5	9	17.6	45t	4/20	28.4
Sauter	9	6	59	66.7	6.56	0	0.0	0	0.0	31	0/0	85.0
Booker	5	1	44	20.0	8.80	1	20.0	0	0.0	44t	0/0	103.3
L. Johnson	1	1	27	100.0	27.0	0	0.0	0	0.0	27	1/0	118.8
Maynard	1	1	12	100.0	12.0	1	100.0	0	0.0	12t	0/0	156.3
Urchler	1	0	0	0.0	0.00	0	0.0	0	0.0	0	0/0	39.6
BEARS	543	310	3316	57.1	6.11	22	4.1	18	3.3	76t	44/265	74.8
OPPONENTS	547	335	3782	61.2	6.91	24	4.4	9	1.6	85t	35/252	89.7

Score by Period	1	2	3	4	OT	Total
BEARS	45	93	61	79	3	281
OPPONENTS	41	148	92	89	9	379

SCORING	TDs:	Ru-	Pa-	R-K	PAT	FG	S	Pts
Edinger	0	0	0	0	29/29	22/28	0	95
Booker	6	0	6	0	0	0	0	36
Thomas	6	6	0	0	0	0	0	36
White	4	0	4	0	0	0	0	24
Davis	3	0	3	0	0	0	0	18
M. Robinson	3	0	3	0	0	0	0	18
Terrell	3	0	3	0	0	0	0	18
Lyman	2	0	2	0	0	0	0	12
M. Brown	1	0	1	0	0	0	0	6
L. Johnson	1	1	0	0	0	0	0	6
Peterson	1	1	0	0	0	0	0	6
Pritchett	1	0	1	0	0	0	0	6
BEARS	31	8	22	1	29/29	22/28	0	281
OPPONENTS	38	13	24	1	34/34	37/44	1	379
2-Pt. Conversions: TEAM 0-2, OPPONENTS 2-3								

2-Pt. Conversions: TEAM 0-2, OPPONENTS 2-3.

RUSHING	No	Yds	Avg	Lg	TD
Thomas	214	721	3.4	34	6
L. Johnson	103	329	3.2	23	1
Burris	15	104	6.9	17	0
Peterson	19	101	5.3	14	1
Chandler	10	32	3.2	14	0
Maynard	1	20	20.0	20	0
Miller	13	11	0.8	5	0
White	3	11	3.7	21	0
Sauter	2	8	4.0	7	0
Merritt	1	5	5.0	5	0
Pritchett	1	2	2.0	2	0
BEARS	382	1344	3.5	34	8
OPPONENTS	504	2076	4.1	63t	13

RECEIVING	No	Yds	Avg	Lg	TD
Booker	97	1189	12.3	54	6
White	51	656	12.9	76t	4
Thomas	24	163	6.8	19	0
M. Robinson	21	244	11.6	45t	3
Davis	20	193	9.7	37	3
Pritchett	19	165	8.7	24	1
L. Johnson	16	125	7.8	31	0
Lyman	14	121	8.6	21	2
Merritt	14	100	7.1	25	0
Gilmore	10	130	13.0	30	0
Terrell	9	127	14.1	52	3
Shelton	7	34	4.9	8	0
Baxter	5	51	10.2	22	0
Peterson	3	18	6.0	16	0
BEARS	310	3316	10.7	76t	22
OPPONENTS	335	3782	11.3	85t	24

PUNTING	No	Yds	Avg	Net	TB	In	Lg	B
Maynard	87	3679	42.3	37.4	2	26	75	0
BEARS	87	3679	42.3	37.4	2	26	75	0
OPPONENTS	78	3260	41.8	34.1	12	24	67	1

INTS	No	Yds	Avg	Lg	TD
M. Brown	3	16	5.3	16	0
Austin	2	0	0.0	0	0
Moore	1	35	35.0	35	0
McQuarters	1	33	33.0	33	0
Howard	1	9	9.0	9	0
Urchler	1	0	0.0	0	0
Azumah	0	18	---	18	0
BEARS	9	111	12.3	35	0
OPPONENTS	18	258	14.3	72t	1

KO RETURNS	No	Yds	Avg	Lg	TD
Merritt	45	1029	22.9	63	0
L. Johnson	21	418	19.9	35	0
Abdullah	9	182	20.2	35	0
Sutherland	3	49	16.3	18	0
Peterson	2	37	18.5	21	0
White	2	47	23.5	27	0
Shelton	1	0	0.0	0	0
BEARS	83	1762	21.2	63	0
OPPONENTS	61	1361	22.3	67	0

PUNT RET.	Ret	FC	Yds	Avg	Lg	TD
L. Johnson	28	10	288	10.3	30	0
Merritt	10	2	71	7.1	18	0
BEARS	38	12	359	9.4	30	0
OPPONENTS	46	19	386	8.4	57	0

FGs	1-19	20-29	30-39	40-49	50+
Edinger	0/0	4/4	5/6	8/10	5/8
BEARS	0/0	4/4	5/6	8/10	5/8
OPPONENTS	0/0	17/18	11/13	8/9	1/4
Edinger:(496,496,43N)(50N)(316,256,58N,256)(486,246)() (536,426)() (306,536)(396,406,326)(376,486,506)(35N,226,406)(52N)(526)(536,486)(486)()					
OPPONENTS:(306,226,426)(50N,376,276,45N)() (486,496,398)(496,288,36N,356,50N)(55N,306,246,486)(446,246,246)(236,366,276,226)(576,316,426,256)() (226)(216,316,276)(236,296)(426,286)(256)(306,326,336,266,336)					

DEFENSE	(Top 10)	T	S	A	FF	FR	PD	Sa	Int
Urchler	214	159	55	19	2	2	4.5	1	0
Green	138	89	49	5	0	2	1.0	0	0
M. Brown	111	71	40	2	1	2	0.0	0	0
Azumah	92	73	19	2	2	0	1.0	3	0
Colvin	72	58	14	8	3	1	10.5	0	0
Caldwell	69	49	20	1	0	1	3.0	0	0
Daniels	64	40	24	3	0	1	5.5	0	0
Howard	57	43	14	2	0	0	0.5	1	0
McQuarters	51	38	13	1	0	1	0.0	1	0
A. Brown	49	32	17	3	3	3	2.5	0	0
SACKS: Colvin 10.5, Daniels 6.5, Urchler 4.5, Caldwell 3.0, A. Brown 2.5, Boone 1.5, Knight 1.5, Azumah 1.0, Green 1.0, B. Robinson 1.0, Traylor 1.0, Howard 0.5, Tafoya 0.5									
TEAM	35.0	OPPONENTS	44.0						

USUAL STARTERS

Offense	Defense
WR.....Dez White	RE.....Alex Brown
LT.....Mike Gandy	RT.....Keith Traylor
LG.....Kevin Dogins	LT.....Bryan Robinson
C.....Olin Kreutz	LE.....Phillip Daniels
RG.....Chris Villarrial	WLB.....Bobbie Howard
TE.....James Williams	MLB.....Brian Urchler
RT.....John Davis	SLB.....Rosevelt Colvin
WR.....Marty Booker	RCB.....Jerry Azumah
QB.....Jim Miller	LCB.....R.W. McQuarters
RB.....Anthony Thomas	SS.....Mike Green
FB.....Daimon Shelton	FS.....Mike Brown

RANKINGS

Team Stats	Bears	Avg	Rank
Total Yards	4395	274.7	29
Rushing Yards	1344	84.0	32
Passing Yards	3051	190.7	24
Points Scored	281	17.6	27

	Opp	Avg	Rank
Total Yards	5606	350.4	25
Rushing Yards	2076	129.8	26
Passing Yards	3530	220.6	24
Points Scored	379	23.7	25

2003 CHICAGO BEARS STATISTICS

Record: 7-9, .438**3rd Place, NFC North****Head Coach: Dick Jauron**

09/07	L	7-49	at San Francisco	67,554
09/14	L	13-24	at Minnesota	64,144
09/29	L	23-38	GREEN BAY	61,500
10/05	W	24-21	OAKLAND	61,099
10/12	L	13-20	at New Orleans	68,390
10/19	L	17-24	at Seattle	65,671
10/26	W	24-16	DETROIT	61,428
11/02	W	20-7	SAN DIEGO	61,500
11/09	L	10-12	at Detroit	61,492
11/16	L	21-23	ST. LOUIS	61,820
11/23	W	19-10	at Denver	75,540
11/30	W	28-3	ARIZONA	61,550
12/07	L	21-34	at Green Bay	70,458
12/14	W	13-10	MINNESOTA	61,804
12/21	W	27-24	WASHINGTON	61,719
12/28	L	3-31	at Kansas City	78,413

	Bears	Opp
TOTAL FIRST DOWNS	264	289
Rushing	104	104
Passing	143	156
Penalty	17	29
3rd Down: Made/Att	77/228	84/213
3rd Down Pct.	33.8	39.4
4th Down: Made/Att	15/23	6/15
4th Down Pct.	65.2	40.0
POSSESSION AVG.	29:39	30:21
TOTAL NET YARDS	4380	4947
Avg. Per Game	273.8	309.2
Total Plays	1001	992
Avg. Per Play	4.4	5.0
NET YARDS RUSHING	1763	1865
Avg. Per Game	110.2	116.6
Total Rushes	443	449
NET YARDS PASSING	2617	3082
Avg. Per Game	163.6	192.6
Sacked/Yards Lost	43/288	18/105
Gross Yards	2905	3187
Att./Comp.	515/271	525/326
Completion Pct.	52.6	62.1
Had Intercepted	20	15
PUNTS/AVERAGE	81/40.2	76/40.4
NET PUNTING AVG.	81/34.6	76/33.3
PENALTIES/YARDS	92/806	93/746
FUMBLES/BALL LOST	25/9	19/5
TOUCHDOWNS	29	36
Rushing	13	13
Passing	12	20
Returns	4	3

PASSING	Att	Cmp	Yds	Cmp%	Yd/Att	TD	TD%	Int	Int%	Lg	Sack/Lost	Rating
Stewart	251	126	1418	50.2	5.65	7	2.8	12	4.8	61t	25/146	56.8
Chandler	192	107	1050	55.7	5.47	3	1.6	7	3.6	37	14/101	61.3
Grossman	72	38	437	52.8	6.07	2	2.8	1	1.4	59t	4/41	74.8
BEARS	515	271	2905	52.6	5.64	12	2.3	20	3.9	61t	43/288	61.0
OPPONENTS	525	326	3187	62.1	6.07	20	3.8	15	2.9	51	18/105	79.9

Score by Period	1	2	3	4	OT	Tot
BEARS	46	76	53	108	0	283
OPPONENTS	69	109	50	118	0	346

SCORING	TDs	Ru-Pa-R	K-PAT	FG	S	Pts		
Edinger	0	0	0	0	27/27	26/36	0	105
Thomas	6	6	0	0			0	36
Booker	4	0	4	0			0	24
Stewart	3	3	0	0			1	20
White	3	0	3	0			0	18
Azumah	2	0	2	0			0	12
Clark	2	0	2	0			0	12
Forsey	2	2	0	0			0	12
Gage	2	0	2	0			0	12
Pritchett	2	2	0	0			0	12
Briggs	1	0	0	1			0	6
McQuarters	1	0	0	1			0	6
Terrell	1	0	1	0			0	6
Chandler	0	0	0	0			1	2

BEARS 29 13 12 4 27/27 26/36 2 283**OPPONENTS 36 13 20 3 31/33 31/38 3 346****2-Pt. Conversions:** BEARS 2-2, OPPONENTS: 3-3.

RUSHING	No	Yds	Avg	Lg	TD
Thomas	244	1024	4.2	67t	6
Stewart	59	290	4.9	25	3
Forsey	50	191	3.8	17	2
Peterson	22	70	3.2	10	0
Pritchett	21	93	4.4	18	2
Abdullah	18	37	2.1	10	0
Chandler	14	35	2.5	11	0
Wade	5	14	2.8	6	0
White	2	13	6.5	12	0
Terrell	1	4	4.0	4	0
Maynard	1	0	0.0	0	0
Grossman	3	-1	-0.3	0	0
Booker	3	-7	-2.3	1	0
BEARS	443	1763	4.0	67t	13
OPPONENTS	449	1865	4.2	60t	13

RECEIVING	No	Yds	Avg	Lg	TD
Booker	52	715	13.8	61t	4
White	49	583	11.9	49	3
Clark	44	433	9.8	31	2
Terrell	43	361	8.4	35	1
Pritchett	18	83	4.6	20	0
Gage	17	338	19.9	57	2
Wade	12	137	11.4	24	0
Lyman	11	80	7.3	12	0
Thomas	9	36	4.0	9	0
Abdullah	8	55	6.9	17	0
Merritt	3	50	16.7	25	0
Forsey	3	37	12.3	22	0
Peterson	1	5	5.0	5	0
Kreutz	1	-8	-8.0	-8	0
BEARS	271	2905	10.7	61t	12
OPPONENTS	326	3187	9.8	51	20

PUNTING	No	Yds	Avg	Net	TB	In	Lg	B
Maynard	79	3258	41.2	34.6	9	23	53	2
BEARS	81	3258	40.2	34.6	9	23	53	2
OPPONENTS	76	3073	40.4	33.3	4	21	62	0

INTS	No	Yds	Avg	Lg	TD
Azumah	4	44	11.0	25	0
Tillman	4	27	6.8	32	0
McQuarters	2	72	36.0	43	0
M. Brown	2	0	0.0	0	0
Briggs	1	45	45.0	45t	1
Green	1	3	3.0	3	0
A. Brown	1	0	0.0	0	0
BEARS	15	191	12.7	45t	1
OPPONENTS	20	390	19.5	90t	2

KO RETURNS	No	Yds	Avg	Lg	TD
Azumah	41	1191	29.0	89t	2
Merritt	20	405	20.3	35	0
Abdullah	5	62	12.4	17	0
Tafayo	4	55	13.8	19	0
Gilmore	3	25	8.3	11	0
BEARS	73	1738	23.8	89t	2
OPPONENTS	64	1367	21.4	96t	1

PUNT RET.	Ret	FC	Yds	Avg	Lg	TD
McQuarters	37	12	452	12.2	60t	1
Wade	2	1	9	4.5	10	0
BEARS	39	13	461	11.8	60t	1
OPPONENTS	36	13	277	7.7	35	0

FGs	1-19	20-29	30-39	40-49	50+											
Edinger	1/1	4/4	9/13	9/14	3/4											
BEARS	1/1	4/4	9/13	9/14	3/4											
OPPONENTS	0/0	12/12	12/14	6/9	1/3											
Edinger()	(426,436)	(316,386,416)	(356,506,486)	(286,316)	(506,356,406)	(376,328)	(386,226)	(436,488,41N)	(34N)	(336,236,546,476)	(44N,43N)	()	(386,226,46N)	(196,30N,33N,486)	(52N,486)	
OPPONENTS:	(226,296,286,246,266)	(236,53N)	(346)	(366,396,326,336,478,496)	(38N,506,306)	(50N,456)	()	(46N)	(246,256,306,486)	(416,446,316)	(40N)	(326)	(246,386,356,456)	(226)	(276,31N)	(386)

DEFENSE		T	S	A	FF	FR	PD	Sa	Int
(Top 10)									
Urlacher	153	112	41	0	0	3	2.5	0	
Azumah	90	65	25	0	0	10	1.0	4	
Tillman	89	64	25	1	0	14	1.0	4	
Briggs	81	62	19	0	0	5	0.0	1	
M. Brown	81	57	24	0	0	6	0.0	2	
A. Brown	79	61	18	2	1	4	5.5	1	
Holdman	79	56	23	1	0	0	0.0	0	
Daniels	64	46	18	1	0	4	2.5	0	
Gray	62	42	20	0	1	6	1.0	0	
Green	48	31	17	0	0	3	0.5	1	

SACKS: A. Brown 5.5, Daniels 2.5, Urlacher 2.5, Haynes 2.0, Azumah 1.0, Boone 1.0, Gray 1.0, Robinson 1.0, Tillman 1.0, Green 0.5
TEAM: 18.0, **OPPONENTS:** 43.0

USUAL STARTERS											
Offense						Defense					
WR.....Dez White						RE.....Alex Brown					
LT.....Mike Gandy						RT.....Bryan Robinson					
LG.....Steve Edwards						LT.....Keith Traylor					
C.....Olin Kreutz						LE.....Phillip Daniels					
RG.....Chris Villarrial						WLB.....Warrick Holdman					
RT.....Aaron Gibson						MLB.....Brian Urlacher					
TE.....Desmond Clark						SLB.....Lance Briggs					
WR.....Marty Booker						RCB.....Jerry Azumah					
QB.....Kordell Stewart						LCB.....Charles Tillman					
RB.....Anthony Thomas						SS.....Bobby Gray					
FB.....Stanley Pritchett						FS.....Mike Brown					

RANKINGS			
Team Stats	Bears	Avg	Rank
Total Yards.....	4380	273.8	28
Rushing Yards.....	1763	110.2	18
Passing Yards.....	2617	163.6	30
Points Scored.....	283	17.7	23t
Opp Avg Rank			
Total Yards.....	4947	309.2	14
Rushing Yards.....	1865	116.6	16
Passing Yards.....	3082	192.6	13
Points Scored.....	346	18.1	15



2004 CHICAGO BEARS STATISTICS

Record: 5-11, .312

4th Place, NFC North

Head Coach: Lovie Smith

09/12 L 16-20	DETROIT	61,535
09/19 W 21-10	at Green Bay	70,688
09/26 L 22-27	at Minnesota	64,163
10/03 L 9-19	PHILADELPHIA	61,894
10/17 L 10-13	WASHINGTON	61,945
10/24 L 7-19	at Tampa Bay	65,550
10/31 W 23-13	SAN FRANCISCO	62,054
11/07 W 28-21	at NY Giants	78,786
11/14 W 19-17	ot at Tennessee	68,932
11/21 L 10-41	INDIANAPOLIS	61,908
11/25 L 7-21	at Dallas	64,026
12/05 W 24-14	MINNESOTA	62,051
12/12 L 3-22	at Jacksonville	67,572
12/19 L 5-24	HOUSTON	62,122
12/26 L 13-19	at Detroit	61,924
01/02 L 14-31	GREEN BAY	62,197

	Bears	Opp
TOTAL FIRST DOWNS	230	302
Rushing	84	109
Passing	121	165
Penalty	25	28
3rd Down: Made/Att	56/223	67/220
3rd Down Pct.	25.1	30.5
4th Down: Made/Att	6/19	4/15
4th Down Pct.	31.6	26.7
POSSESSION AVG.	28:20	31:40
TOTAL NET YARDS	3816	5390
Avg. Per Game	238.5	336.9
Total Plays	967	1046
Avg. Per Play	3.9	5.2
NET YARDS RUSHING	1624	2050
Avg. Per Game	101.5	128.1
Total Rushes	430	496
NET YARDS PASSING	2192	3340
Avg. Per Game	137.0	208.8
Sacked/Yards Lost	66/449	35/173
Sack Yards	2641	3513
Att./Comp.	471/249	515/287
Completion Pct.	52.9	55.7
Had Intercepted	16	17
PUNTS/AVERAGE	110/42.6	92/40.4
NET PUNTING AVG.	110/38.3	92/32.0
PENALTIES/YARDS	124/956	120/914
FUMBLES/BALL LOST	35/21	21/12
TOUCHDOWNS	26	36
Rushing	10	9
Passing	9	23
Returns	7	4

Score by Period	1	2	3	4	OT	Tot
BEARS	34	80	36	79	2	231
OPPONENTS	78	117	50	86	0	331

SCORING	Tds: Ru-Pa-R	K-PAT	FG	S	Pts
Edinger	0	0	0	0	22/22 15/24 0 105
T. Jones	7	7	0	0	0 42
Berrian	2	0	2	0	0 12
B. Johnson	2	0	2	0	0 12
McKie	2	0	2	0	0 12
McQuarters	2	0	2	0	0 12
Thomas	2	2	0	0	0 12
Azumah	1	0	0	1	0 6
Briggs	1	0	0	1	0 6
M. Brown	1	0	0	1	0 6
Clark	1	0	1	0	0 6
Grossman	1	1	0	0	0 6
Haynes	1	0	1	0	0 6
Lyman	1	0	1	0	0 6
Terrell	1	0	1	0	0 6
Vasher	1	0	0	1	0 6
Krenzel	0	0	0	0	0 2
Ogunleye	0	0	0	0	1 2

BEARS 26 10 9 7 22/22 15/24 3 231

OPPONENTS 36 9 23 4 35/35 26/26 1 331

2-Pt. Conversions: Krenzel, BEARS 1-4,

OPPONENTS: 0-1.

RUSHING

No Yds Avg Lg TD

T. Jones 240 948 4.0 54 7

Thomas 122 404 3.3 41t 2

Wade 12 76 6.3 14 0

Grossman 11 48 4.4 8 1

Krenzel 18 41 2.3 12 0

Quinn 3 35 11.7 23 0

Berrian 8 28 3.5 25 0

Peterson 6 19 3.2 13 0

Hutchinson 6 14 2.3 11 0

Terrell 3 10 3.3 20 0

McKie 1 1 1.0 1 0

BEARS 430 1624 3.8 54 10

OPPONENTS 496 2050 4.1 40 9

RECEIVING

No Yds Avg Lg TD

T. Jones 56 427 7.6 45 0

Terrell 42 699 16.6 63 1

Wade 42 481 11.5 40 0

Clark 24 282 11.8 31 1

Thomas 17 132 7.8 30 0

Berrian 15 225 15.0 49t 2

B. Johnson 14 55 3.9 14 2

McKie 13 70 5.4 15t 2

Gage 12 156 13.0 32 0

Lyman 11 73 6.6 13 1

Peterson 2 30 15.0 30 0

Gilmore 1 11 11.0 11 0

BEARS 249 2641 10.6 63 9

OPPONENTS 287 3513 12.2 69 23

PUNTING	No	Yds	Avg	Net	TB	In	Lg	B
Maynard	108	4638	42.9	38.7	5	34	58	0
Edinger	2	53	26.5	18.0	0	1	30	0
BEARS	110	4691	42.6	38.3	5	35	58	0
OPPONENTS	92	3713	40.4	32.0	13	18	57	0

INTS

No Yds Avg Lg TD

Vasher 5 177 35.4 71t 1

Azumah 4 128 32.0 70t 1

McQuarters 2 85 42.5 45t 1

Green 2 0 0.0 0 0

Haynes 1 45 45.0 45t 1

Urlacher 1 42 42.0 42 0

Briggs 1 38 38.0 38t 1

Gray 1 31 31.0 31 0

BEARS 17 546 32.1 71t 5

OPPONENTS 16 222 13.9 45 1

KO RETURNS

No Yds Avg Lg TD

Azumah 42 924 22.0 73 0

Berrian 17 385 22.6 41 0

D. Jones 6 112 18.7 23 0

McKie 3 65 21.7 25 0

Peterson 3 57 19.0 22 0

McQuarters 2 46 23.0 37 0

B. Johnson 1 18 18.0 18 0

BEARS 74 1607 21.7 73 0

OPPONENTS 54 1160 21.5 43 0

PUNT RET.

Ret FC Yds Avg Lg TD

McQuarters 44 13 43 9.9 75t 1

Berrian 2 2 10 5.0 12 0

Gage 0 0 56 -- 56 0

Gray 0 0 9 -- 9 0

BEARS 46 15 510 11.1 75t 1

OPPONENTS 57 21 380 6.7 29 0

FGs

1-19 20-29 30-39 40-49 50+

Edinger 0/0 6/7 2/5 4/7 3/5

BEARS 0/0 6/7 2/5 4/7 3/5

OPPONENTS 0/0 1/1 6/8 7/11 2/6

Edinger: (27B)(45N)(34G,23G,39N,32G)(25G)

(46G)(52G,45G,53M,27G)(22G,21G)(39M,29G)

(61G)(48N)(53G,52N)(47N,42G)(39N,43G)(1)

OPPONENTS: (27G,21G)(25G,45N)(46N,42G,24G)

(51G,42G,42G,40G,39N,45N)(41G,26G)(22G,22G)

(48G,51G,50N)(58N,33G,52B)(34G,20G)(52N)

(38N)(30G,25G)(42N,20G)(31G,39G,34G,40G)

(20G)

DEFENSE

(Top 10)

T S A FF FR PD Sa Int

Briggs 168 112 56 0 0 0 5 0.5 1

Green 132 84 48 1 4 11 1.5 2

Urlacher 105 57 48 2 0 3 5.5 1

Hillienmeyer 90 50 40 1 1 1 2.5 0

McQuarters 80 59 21 0 1 8 2.0 2

Scott 77 41 36 1 1 2 2.0 0

A. Brown 73 43 30 2 1 4 6.0 0

T. Johnson 72 53 19 0 1 4 0.0 0

Harris 58 33 25 1 0 0 3.5 0

Azumah 56 45 11 3 0 7 1.5 4

SACKS: A. Brown 6.0, Urlacher 5.5, Ogunleye 5.0,

Harris 3.5, Boone, 2.5, Hillienmeyer 2.5, Haynes

2.0, Scott 2.0, Azumah 1.5, Green 1.5, Idonije 1.0,

Worrell 1.0, Briggs 0.5, Ta. Johnson 0.5

TEAM: 35.0, OPPONENTS: 66.0

PASSING	Att	Cmp	Yds	Cmp%	Yd/Att	TD	Int	Int%	Lg	Sack/Lost	Rating	
Hutchinson	161	92	903	57.1	5.61	4	2.5	3	1.9	63	23/160	73.6
Krenzel	127	59	718	46.5	5.65	3	2.4	6	4.7	49t	23/158	52.5
Quinn	98	51	413	52.0	4.21	1	1.0	3	3.1	32	15/109	53.7
Grossman	84	47	607	56.0	7.23	1	1.2	3	3.6	40	5/22	67.9
Edinger	1	0	0	0.0	0.00	0	0.0	0	0	0	0/0	39.6
BEARS	471	249	2641	52.9	5.61	9	1.9	16	3.4	63	66/449	61.7
OPPONENTS	515	287	3513	55.7	6.82	23	4.5	17	3.3	69	35/173	78.1

USUAL STARTERS

Offense	Defense
WR.....David Terrell	RE.....Alex Brown
LT.....Qasim Mitchell	RT.....Ian Scott
LG.....Ruben Brown	LT.....Tommie Harris
C.....Olin Kreutz	LE.....Adewale Ogunleye
RG.....Steve Edwards	WLB.....Lance Briggs
TE.....John Tait	MLB.....Brian Urlacher
RT.....Desmond Clark	SLB.....Hunter Hillienmeyer
WR.....Bobby Wade	RCB.....Jerry Azumah
QB.....Chad Hutchinson	LCB.....Charles Tillman
RB.....Thomas Jones	SS.....Mike Green
FB.....Bryan Johnson	FS.....Todd Johnson

RANKINGS

Team Stats	Bears	Avg	Rank
Total Yards	3816	238.5	32
Rushing Yards	1624	101.5	25t
Passing Yards	2192	137.0	32
Points Scored	231	14.4	32

	Opp	Avg	Rank
Total Yards	5390	336.9	21
Rushing Yards	2050	128.1	25
Passing Yards	3340	208.8	15
Points Scored	331	20.7	13



2006 CHICAGO BEARS STATISTICS

Record: 13-3, .812**1st Place, NFC North****Head Coach: Lovie Smith**

09/10	W	26-0	at Green Bay	70,918
09/17	W	34-7	DETROIT	62,181
09/24	W	19-16	at Minnesota	63,754
10/01	W	37-6	SEATTLE	62,225
10/08	W	40-7	BUFFALO	62,206
10/16	W	24-23	at Arizona	63,977
10/29	W	41-10	SAN FRANCISCO	62,200
11/05	L	13-31	MIAMI	62,206
11/12	W	38-20	at NY Giants	78,641
11/19	W	10-0	at NY Jets	77,632
11/26	L	13-17	at New England	68,756
12/03	W	23-13	MINNESOTA	62,221
12/11	W	42-27	at St. Louis	66,234
12/17	W	34-31	at TAMPA BAY	62,260
12/24	W	26-21	at Detroit	60,665
12/31	L	7-26	GREEN BAY	62,287

PLAYOFFS

01/14	W	27-24	at SEATTLE	62,184
01/21	W	39-14	NEW ORLEANS	61,817
02/04*	L	17-29	Indianapolis	74,512

*Super Bowl XLII at Dolphin Stadium in Miami

	Bears	Opp.
TOTAL FIRST DOWNS	300	258
Rushing	103	77
Passing	161	159
Penalty	36	22
3rd Down: Made/Att	85/231	74/239
3rd Down Pct.	36.8	31.0
4th Down: Made/Att	9/13	10/16
4th Down Pct.	69.2	62.5
POSSESSION AVG.	30:34	29:26
TOTAL NET YARDS	5199	4706
Avg. Per Game	324.9	294.1
Total Plays	1042	1023
Avg. Per Play	5.0	4.6
NET YARDS RUSHING	1918	1590
Avg. Per Game	119.9	99.4
Total Rushes	503	402
NET YARDS PASSING	3281	3116
Avg. Per Game	205.1	194.8
Sacked/Yards Lost	25/165	40/272
Gross Yards	3446	3369
Att./Comp.	514/282	581/328
Completion Pct.	54.9	56.5
Had Intercepted	22	24
PUNTS/AVERAGE	77/44.2	100/43.7
NET PUNTING AVG.	77/37.6	100/35.2
PENALTIES/YARDS	112/923	132/1084
FUMBLES/BALL LOST	26/14	32/20
TOUCHDOWNS	47	29
Rushing	14	14
Passing	24	18
Returns	9	4

PASSING	Att	Cmp	Yds	Cmp%	Yd/Att	TD	TD%	Int	Int%	Lg	Sack/Lost	Rating
Grossman	480	262	3193	54.6	6.65	23	4.8	20	4.2	62	21/142	73.9
Griese	32	18	220	56.3	6.88	1	3.1	2	6.3	75	3/22	62.0
Jones	1	1	4	100.0	-4.00	0	0.0	0	0.0	-4	1/1	79.2
Maynard	1	1	37	100.0	37.00	0	0.0	0	0.0	37	0/0	118.8
Bears	514	282	3446	54.9	6.70	24	4.7	22	4.3	75	25/165	73.5
OPPONENTS	581	328	3388	56.5	5.83	18	3.1	24	4.1	64	40/272	66.5

Score by Period	1	2	3	4	OT	Tot
BEARS	73	140	101	110	3	427
OPPONENTS	47	71	48	89	0	255

SCORING	TDs:Ru-Pa-R	K-PAT	FG	S	Pts
Gould	0	0	0	0	47/47 32/36 0 143
Benson	6	6	0	0	0 36
Berrian	6	0	6	0	0 36
Clark	6	0	6	0	0 36
Hester	6	0	6	0	0 36
Jones	6	6	0	0	0 36
Muhammad	5	0	5	0	0 30
Bradley	3	0	3	0	0 18
Davis	2	0	2	0	0 12
Gilmore	2	0	2	0	0 12
Peterson	2	0	2	0	0 12
M. Brown	1	0	1	0	0 6
R. Manning	1	0	1	0	0 6
Tillman	1	0	1	0	0 6
Ta. Johnson	0	0	0	0	1 2
BEARS	47	14	24	9	47/47 32/36 1 427
OPPONENTS	29	7	18	4	27/28 18/27 0 255

2-Pt. Conversions: BEARS 0-0, OPPONENTS:

0-1.

RUSHING	No	Yds	Avg	Lg	TD
Jones	296	1210	4.1	30	6
Benson	157	647	4.1	30	6
Peterson	10	41	4.1	11	2
McKie	8	18	2.3	7	0
Berrian	2	5	2.5	5	0
Grossman	24	2	0.1	22	0
Griese	6	-5	-0.8	0	0
BEARS	503	1918	3.8	30	14
OPPONENTS	402	1590	4.0	53	7

RECEIVING	No	Yds	Avg	Lg	TD
Muhammad	60	863	14.4	40	5
Berrian	51	775	15.2	62	6
Clark	45	626	13.9	33	6
Jones	36	154	4.3	21	0
McKie	25	162	6.5	26	0
Davis	22	303	13.8	31	2
Bradley	14	282	20.1	75	3
Benson	8	54	6.8	22	0
Peterson	6	88	14.7	37	0
Gilmore	6	38	6.3	18	2
Gage	4	68	17.0	34	0
Reid	4	37	9.3	19	0
Grossman	1	-4	-4.0	-4	0
BEARS	282	3446	12.2	75	24
OPPONENTS	328	3388	10.3	64	18

PUNTING	No	Yds	Avg	Net	TB	In	Lg	B
Maynard	77	3404	44.2	37.6	7	24	65	0
BEARS	77	3404	44.2	37.6	7	24	65	0
OPPONENTS	1004	3638	43.7	35.2	12	23	67	0

INTS	No	Yds	Avg	Lg	TD
R. Manning	5	113	22.6	54	1
Tillman	5	32	6.4	13	0
Urlacher	3	38	12.7	36	0
Vasher	3	11	3.7	7	0
D. Manning	2	26	13.0	15	0
A. Brown	2	22	11.0	18	0
C. Harris	2	19	9.5	16	0
Briggs	2	18	9.0	18	0
BEARS	24	524	21.8	54	1
Opponents	15	66	4.4	55	4

KO RETURNS	No	Yds	Avg	Lg	TD
Davis	32	753	23.5	42	0
Hester	20	528	26.4	96	2
Peterson	3	49	16.3	25	0
D. Manning	1	20	20.0	20	0
McClover	1	9	9.0	9	0
McKie	1	11	11.0	11	0
Muhammad	1	3	3.0	3	0
BEARS	59	1373	23.3	96	2
OPPONENTS	83	1730	20.8	35	0

PUNT RET.	Ret	FC	Yds	Avg	Lg	TD
Hester	47	12	600	12.8	84	3
Berrian	2	0	7	3.5	7	0
Wesley	1	0	0	0.0	0	0
BEARS	50	12	607	12.1	84	3
OPPONENTS	38	14	367	9.7	48	0

FGs	1-19	20-29	30-39	40-49	50+
Gould	0/0	6/6	14/16	12/14	0/0
BEARS	0/0	6/6	14/16	12/14	0/0
OPPONENTS	0/0	9/9	2/5	6/9	1/4
Gould:(40G,39G,28G,30G)(32G,45G)					
(41G,24G,31G,49G)(36G,20G,41G)					
(42G,43G,32G,41G)(23G)(43G,36G)(38G,38G)					
(49G)(20G)(45G,46G,32G)(37N,49N)					
(38G,37N,25G)(36G,36G,39G,44G)(1)					
Opponents: (53N)(40N)(31G,26G,41G)(23G,24G)					
(1)(52N,41G,28G,29G,40N)(23G)(37B,20G)					
(33N,46G,40G,52N)(1)(52G)(23G,30G)(48N)(45G)					
(1)(32N,25G,46G)					

DEFENSE												
(Top 10)	T	S	A	FF	FR	PD	Sa	Int				
Urlacher	185	93	92	1	1	8	0.0	3				
Briggs	176	117	59	4	1	9	1.0	5				
Tillman	88	67	21	1	1	1	1.0	0				
D. Manning	80	46	34	4	1	5	0.0	2				
A. Brown	71	44	27	3	2	2	7.0	2				
Hillenmeyer	68	32	36	0	1	3	0.0	0				
Ogunleye	58	34	24	1	3	1	6.5	0				
R. Manning	55	41	14	1	0	5	2.0	5				
C. Harris	54	42	12	0	0	2	0.0	2				
Anderson	48	35	13	4	1	2	12.0	0				
SACKS: Anderson 12.0, A. Brown 7.0, Ogunleye 6.5, T. Harris 5.0, Ta. Johnson 3.5, Boone 2.0, R. Manning 2.0, Briggs 1.0, Worrell 1.0												
TEAM: 40.0, OPPONENTS: 25.0												

USUAL STARTERS

Offense	Defense
WR.....Muhsin Muhammad	RE.....Alex Brown
LT.....John Tait	RT.....Tank Johnson
LG.....Ruben Brown	LT.....Tommie Harris
C.....Olin Kreutz	LE.....Adewale Ogundimu
RG.....Roberto Garza	WLB.....Lance Briggs
TE.....Fred Miller	MLB.....Brian Urlacher
RT.....Desmond Clark	SLB.....Hunter Hillenmeyer
WR.....Bernard Berrian	RCB.....Nathan Vasher
QB.....Rex Grossman	LCB.....Charles Tillman
RB.....Thomas Jones	SS.....Mike Brown
FB.....Jason McKie	FS.....Daniel Manning

RANKINGS

Team Stats	Bears	Avg	Rank
Total Yards	5199	324.9	15
Rushing Yards	1918	119.9	15
Passing Yards	3281	205.1	14
Points Scored	427	26.7	21

	Opp	Avg	Rank
Total Yards	4706	294.1	5
Rushing Yards	1590	99.4	6
Passing Yards	3116	194.8	11
Points Scored	255	15.9	3

2007 CHICAGO BEARS STATISTICS

Record: 7-9, .438

4th Place, NFC North

Head Coach: Lovie Smith

09/09	L	3-14	at San Diego	67,837
09/16	W	20-10	KANSAS CITY	62,095
09/23	L	10-34	DALLAS	62,099
09/30	L	27-37	at Detroit	60,811
10/07	W	27-20	at Green Bay	70,904
10/14	L	31-34	MINNESOTA	62,174
10/21	W	19-16	at Philadelphia	67,806
10/28	L	7-16	DETROIT	62,171
11/11	W	17-6	at Oakland	62,715
11/18	L	23-30	at Seattle	68,249
11/25	W	37-34	at DENVER	62,148
12/02	L	16-21	NY GIANTS	62,244
12/06	L	16-24	at Washington	82,213
12/17	L	13-20	at Minnesota	63,800
12/23	W	35-7	GREEN BAY	62,272
12/30	W	33-25	NEW ORLEANS	62,064

	Bears	Opp
TOTAL FIRST DOWNS	266	305
Rushing	74	100
Passing	168	185
Penalty	24	20
3rd Down: Made/Att	81/238	73/223
3rd Down Pct.	34.0	32.7
4th Down: Made/Att	7/16	8/13
4th Down Pct.	43.8	61.5
POSSESSION AVG.	28:22	31:38
TOTAL NET YARDS	4692	5675
Avg. Per Game	293.3	354.7
Total Plays	1035	1036
Avg. Per Play	4.5	5.5
NET YARDS RUSHING	1330	1967
Avg. Per Game	83.1	122.9
Total Rushes	423	454
NET YARDS PASSING	3362	3708
Avg. Per Game	210.1	231.8
Sacked/Yards Lost	43/339	41/245
Gross Yards	3701	3953
Att./Comp.	569/327	541/343
Completion Pct.	57.5	63.4
Had Intercepted	21	16
PUNTS/AVERAGE	94/41.9	94/40.5
NET PUNTING AVG.	37.2	32.3
PENALTIES/YARDS	111/839	92/670
FUMBLES/BALL LOST	34/13	34/17
TOUCHDOWNS	34	39
Rushing	8	17
Passing	18	19
Returns	8	3

PASSING	Att	Cmp	Yds	Cmp%	Yd/Att	TD	TD%	Int	Int%	Lg	Sack/Lost	Rating
Griesse	262	161	1803	61.5	6.88	10	3.8	12	4.6	81t	15/114	75.6
Grossman	225	122	1411	54.2	6.27	4	1.8	7	3.1	59t	25/198	66.4
Orton	80	43	478	53.8	5.98	3	3.8	2	2.5	55t	2/12	73.9
Gould	1	0	0	0.0	0.0	0	0.0	0	0.0	0	0/0	39.6
Peterson	1	1	9	100.0	9.00	1	100.0	0	0.0	9t	0/0	143.8
Hester	0	0	0	0.0	0.0	0	0.0	0	0.0	0	1/15	-2
BEARS	569	327	3701	57.5	6.50	18	3.2	21	3.7	81t	43/339	72.2
OPPONENTS	541	343	3953	63.4	7.31	19	3.5	16	3.0	71	41/245	84.7

Score by Period	1	2	3	4	OT	Tot
BEARS	46	97	85	103	3	334
OPPONENTS	33	110	68	137	0	348

SCORING	TDs:	Ru-Pa-R	K-PAT	FG	S	Pts
Gould	0	0	0	33/33	31/36	0 126
Hester	8	0	2	6		0 48
Berrian	5	0	5	0		0 30
Benson	4	4	0	0		0 24
Clark	4	0	4	0		0 24
Muhammad	3	0	3	0		0 18
Peterson	3	3	0	0		0 18
Olsen	2	0	2	0		0 14
Bradley	1	0	1	0		0 6
Graham	1	0	0	1		0 6
McKie	1	1	0	0		0 6
St. Clair	1	0	1	0		0 6
Urlacher	1	0	0	1		0 6
BEARS	34	8	18	8	33/33	31/36 0 334
OPPONENTS	39	17	19	3	35/37	33/33 0 348
2-Pt. Conversions: Olsen, BEARS 1-1, OPPONENTS: 2-2.						

RUSHING	No	Yds	Avg	Lg	TD
Benson	196	674	3.4	43t	4
Peterson	151	510	3.4	21	3
Wolfe	31	85	2.7	25	0
Griesse	13	28	2.2	9	0
Grossman	14	27	1.9	12	0
McKie	6	17	2.8	6	1
Orton	5	-1	-0.2	1	0
Hester	7	-10	-1.4	5	0
BEARS	423	1330	3.1	43t	8
OPPONENTS	454	1967	4.3	73t	17

RECEIVING	No	Yds	Avg	Lg	TD
Berrian	71	951	13.4	59t	5
Peterson	51	420	8.2	30	0
Clark	44	545	12.4	52	4
Muhammad	40	570	14.3	44	3
Olsen	39	391	10.0	31	2
Hester	20	299	15.0	81t	2
Davis	17	165	9.7	36	0
Benson	17	123	7.2	19	0
Wolfe	9	117	13.0	33	0
McKie	9	33	3.7	10	1
Bradley	6	71	11.8	19t	1
Gilmore	3	14	4.7	7	0
St. Clair	1	2	2.0	2t	1
BEARS	327	3701	11.3	81t	18
OPPONENTS	343	3953	11.5	71	19

PUNTING	No	Yds	Avg	Net	TB	In	Lg	B
Maynard	88	3682	41.8	37.4	9	27	56	0
Johnson	4	199	49.8	39.3	1	1	60	0
Gould	2	53	26.5	26.5	0	1	28	0
BEARS	94	3934	41.9	37.2	10	29	60	0
OPPONENTS	94	3808	40.5	32.3	6	23	64	3

INTS	No	Yds	Avg	Lg	TD
Urlacher	5	101	20.2	85t	1
Tillman	3	24	8.0	20	0
D. Manning	2	33	16.5	33	0
McGowan	2	5	2.5	5	0
Vasher	1	34	34.0	34	0
M. Brown	1	27	27.0	27	0
A. Brown	1	7	7.0	7	0
Archuleta	1	4	4.0	4	0
BEARS	16	235	14.7	85t	1
OPPONENTS	21	285	13.6	64t	2

KO RETURNS	No	Yds	Avg	Lg	TD
Hester	43	934	21.7	97t	2
Davis	12	168	14.0	34	0
Gilmore	3	25	8.3	15	0
D. Manning	3	61	20.3	21	0
Peterson	3	17	5.7	14	0
Idonije	2	2	1.0	2	0
Wolfe	1	27	27.0	27	0
BEARS	67	1234	18.4	97t	2
OPPONENTS	71	1370	19.3	65	1

PUNT RET.	Ret	FC	Yds	Avg	Lg	TD
Hester	42	6	651	15.5	89t	4
Idonije	1	0	0	0.0	0	0
McGowan	1	0	0	0.0	0	0
BEARS	44	6	651	14.8	89t	4
OPPONENTS	40	19	236	5.9	25	0

FGs	1-19	20-29	30-39	40-49	50+
Gould	0/0	7/7	12/13	12/14	0/2
BEARS	0/0	7/7	12/13	12/14	0/2
OPPONENTS	0/0	7/9	6/9	9/12	3/3
Gould: (276)(476,386)(206)(528,496,416)					
(446,366)(326)(39N,316,226,416,456)(40N)					
(326,53N)(316,476,486)(246,446,396)					
(356,466,416)(488,306,226,216)(296,476)					
(316,356)(396)					
Opponents: (338)(456,488)(306,238,446)					
(496,398)(376,376)(486,556)(246,336,376)					
(266,526,29N,206)(376,526)(44N,406,236,466)					
(236,226)(47N,37N,236)(426,486)(486)					

DEFENSE	(Top 10)	T	S	A	FF	FR	PD	Sa	Int
Urlacher	158	98	60	0	2	5	5.0	5	
Briggs	140	80	60	2	1	1	0.0	0	
Hillienmeyer	101	60	41	1	1	2	0.0	0	
D. Manning	90	70	28	0	2	2	2.0	2	
Tillman	83	64	19	4	0	5	3.0	3	
McGowan	80	52	28	1	1	1	2.0	2	
Ogunleye	70	38	32	6	3	3	0.0	0	
Archuleta	64	45	19	0	1	1	1.0	1	
A. Brown	58	20	38	2	2	2	1.0	1	
R. Manning	31.51	36	15	0	1	1	0.0	0	
SACKS: Ogunleye 9.0, Harris 8.0, Anderson 5.0, Urlacher 5.0, A. Brown 4.5, Archuleta 2.0, Briggs 2.0, R. Manning 1.0, Vasher 1.0, Walker 1.0, Williams 1.0, Team 1.0, Adams 0.5									
TEAM: 41.0, OPPONENTS: 43.0									

USUAL STARTERS

Offense	Defense
WR.....Muhsin Muhammad	RE.....Mark Anderson
LT.....John Tait	RT.....Anthony Adams
LG.....Ruben Brown	LT.....Tommie Harris
C.....Olin Kreutz	LE.....Adewale Ogundoye
RG.....Roberto Garza	WLB.....Lance Briggs
RT.....Fred Miller	MLB.....Brian Urlacher
TE.....Desmond Clark	SLB.....Hunter Hillenmeyer
WR.....Bernard Berrian	RCB.....Trumaine McBride
QB.....Rex Grossman	LCB.....Charles Tillman
RB.....Cedric Benson	SS.....Adam Archuleta
FB.....Jason McKie	FS.....Daniel Manning

RANKINGS

Team Stats	Bears	Avg	Rank
Total Yards.....	4692	293.3	27
Rushing Yards.....	1330	83.1	30
Passing Yards.....	3362	210.1	15
Points Scored.....	334	20.9	18t

	Opp	Avg	Rank
Total Yards.....	5675	354.7	28
Rushing Yards.....	1967	122.9	24
Passing Yards.....	3708	231.8	27
Points Scored.....	348	21.7	16



2008 CHICAGO BEARS STATISTICS

Record: 9-7, .563

2nd Place, NFC North

Head Coach: Lovie Smith

09/07 W	29-13	at Indianapolis	66,822
09/14 L	17-20	at Carolina	73,828
09/21 L	24-27	at TAMPA BAY	62,051
09/28 W	24-20	PHILADELPHIA	62,099
10/05 W	34-7	at Detroit	59,790
10/12 L	20-22	at Atlanta	64,096
10/19 W	48-41	MINNESOTA	62,235
11/02 W	27-23	DETROIT	62,188
11/09 L	14-21	TENNESSEE	62,124
11/16 L	3-37	at Green Bay	71,040
11/23 W	27-3	at St. Louis	61,994
11/30 L	14-34	at Minnesota	63,722
12/07 W	23-10	JACKSONVILLE	61,736
12/11 W	27-24	at NEW ORLEANS	61,692
12/22 W	20-17	at GREEN BAY	62,151
12/28 L	24-31	at Houston	70,838

	Bears	Opp
TOTAL FIRST DOWNS	264	314
Rushing	98	93
Passing	153	208
Penalty	13	13
3rd Down: Made/Att	78/219	81/232
3rd Down Pct.	35.6	34.9
4th Down: Made/Att	6/14	10/21
4th Down Pct.	42.9	47.6
POSSESSION AVG.	28:07	31:53
TOTAL NET YARDS	4734	3553
Avg. Per Game	295.9	334.7
Total Plays	991	1087
Avg. Per Play	4.8	4.9
NET YARDS RUSHING	1673	1496
Avg. Per Game	104.6	93.5
Total Rushes	434	437
NET YARDS PASSING	3061	3859
Avg. Per Game	191.3	241.2
Sacked/Yards Lost	29/168	28/217
Gross Yards	3229	4076
Att./Comp.	528/304	622/383
Completion Pct.	57.6	61.6
Had Intercepted	14	22
PUNTS/AVERAGE	96/41.2	83/42.5
NET PUNTING AVG.	96/38.1	83/37.4
PENALTIES/YARDS	78/610	100/827
FUMBLES/BALL LOST	19/13	17/10
TOUCHDOWNS	42	39
Rushing	15	16
Passing	20	21
Returns	7	2

PASSING	Att	Cmp	Yds	Cmp%	Yd/Att	TD	TD%	Int	Int%	Lg	Sack/Lost	Rating
Orton	465	272	2972	58.5	6.39	18	3.9	12	2.6	65t	27/160	79.6
Grossman	62	32	257	51.6	4.15	2	3.2	2	3.2	29	2/8	59.7
Maynard	1	0	0	0.0	0.00	0	0.0	0	0.0	0	0/0	39.6
BEARS	528	304	3229	57.6	6.12	20	3.8	14	2.7	65t	29/168	77.1
OPPONENTS	622	383	4076	61.6	6.55	21	3.4	22	3.5	99t	28/217	77.2

Score by Period	1	2	3	4	OT	Tot
BEARS	109	101	88	71	6	375
OPPONENTS	47	128	72	100	3	350

SCORING	TDs	Run	Pa	R	K-PAT	FG	S	Pts
Gould	0	0	0	0	41/41	26/29	0	119
Forté	12	8	4	0	0	0	72	
Olsen	5	0	5	0	0	0	30	
Lloyd	3	0	2	1	0	0	20	
R. Davis	3	0	2	1	0	0	18	
Hester	3	0	3	0	0	0	18	
McKie	3	2	1	0	0	0	18	
Orton	3	3	0	0	0	0	18	
Booker	2	0	2	0	0	0	12	
Grossman	2	2	0	0	0	0	12	
Bowman	1	0	0	1	0	0	6	
Briggs	1	0	0	1	0	0	6	
Clark	1	0	1	0	0	0	6	
Manning	1	0	0	1	0	0	6	
Tillman	1	0	0	1	0	0	6	
Wolfe	1	0	0	1	0	0	6	
Ogunleye	0	0	0	0	0	1	2	
BEARS	42	15	20	7	41/41	26/29	0	375

2-Pt. Conversions: Lloyd, BEARS 1/1,

OPPONENTS: 0/0.

RUSHING	No	Yds	Avg	Lg	TD
Forté	316	1238	3.9	50t	8
Jones	34	109	3.2	16	0
Peterson	20	100	5.0	16	0
Wolfe	15	69	4.6	38	0
Hester	6	61	10.2	20	0
Orton	24	49	2.0	12	3
McKie	11	26	2.4	6	2
Davis	3	14	4.7	17	0
Grossman	3	4	1.3	2	2
Booker	1	3	3.0	3	0
Davis	1	0	0.0	0	0
BEARS	434	1673	3.9	50t	15
OPPONENTS	437	1496	3.4	59	16

RECEIVING	No	Yds	Avg	Lg	TD
Forté	63	477	7.6	19	4
Olsen	54	574	10.6	52	5
Hester	51	665	13.0	65t	3
Clark	41	367	9.0	35	1
Davis	35	445	12.7	36	2
Lloyd	26	364	14.0	32	2
Booker	14	211	15.1	51t	2
McKie	11	64	5.8	12	1
Peterson	6	45	7.5	19	0
Jones	2	5	2.5	3	0
Davis	1	12	12.0	12	0
BEARS	304	3229	10.6	65t	20
OPPONENTS	383	4076	10.6	99t	21

PUNTING	No	Yds	Avg	Net	TB	In	Lg	B
Maynard	96	3957	41.2	38.1	5	40	67	0
BEARS	96	3957	41.2	38.1	5	40	67	0
OPPONENTS	83	3525	42.5	37.4	8	22	65	2

INTS	No	Yds	Avg	Lg	TD
Payne	4	147	36.8	50	0
Tillman	3	52	17.3	26t	1
Briggs	3	12	4.0	9	0
Urchler	2	11	5.5	11	0
M. Brown	2	0	0.0	0	0
Steltz	1	44	44.0	44	0
Manning	1	42	42.0	42	0
Graham	1	6	6.0	6	0
Bowman	1	0	0.0	0	0
McBride	1	0	0.0	0	0
Ogunleye	1	0	0.0	0	0
Vasher	1	0	0.0	0	0
A. Brown	1	-2	-2.0	-2	0
BEARS	22	312	14.2	50	1
OPPONENTS	14	219	15.6	45t	1

KO RETURNS	No	Yds	Avg	Lg	TD
Manning	36	1070	29.7	83t	1
Hester	31	679	21.9	51	0
Wolfe	5	98	19.6	33	0
McKie	2	38	19.0	20	0
Davis	1	13	13.0	13	0
Davis	1	10	10.0	10	0
Peterson	1	11	11.0	11	0
BEARS	77	1919	24.9	83t	1
OPPONENTS	68	1656	24.4	85	0

PUNT RET.	Ret	FC	Yds	Avg	Lg	TD
Hester	32	14	198	6.2	25	0
Vasher	6	1	46	7.7	18	0
Bennett	1	0	17	17.0	17	0
BEARS	39	15	261	6.7	25	0
OPPONENTS	36	27	203	5.6	31	0

FGs	1-19	20-29	30-39	40-49	50+
Gould	0/0	6/6	12/12	8/11	0/0
BEARS	0/0	6/6	12/12	8/11	0/0
OPPONENTS	0/0	8/8	8/10	8/12	2/3
Gould:	(416,256)	(266)	(406,436,286,49N)	(416)	(376,456)
Opponents:	(416,256)	(266)	(406,436,286,49N)	(416)	(376,456)
Gould:	(416,256)	(266)	(406,436,286,49N)	(416)	(376,456)
Opponents:	(416,256)	(266)	(406,436,286,49N)	(416)	(376,456)

DEFENSE (Top 10)	T	S	A	FF	FR	PD	SA	Int
Briggs	136	83	53	1	2	7	0.5	3
Payne	129	73	56	0	0	5	1.0	4
Urchler	107	69	38	0	1	6	0.0	2
M. Brown	101	63	38	0	0	4	1.0	2
Graham	93	73	20	1	1	6	0.0	1
Tillman	91	79	12	4	0	16	0.0	3
Ogunleye	58	34	24	0	4	5	0.0	1
Roach	40	25	15	0	0	1	0.0	0
Dvoracek	40	16	24	0	1	1	0.0	0
A. Brown	39	19	20	1	1	1	0.0	1
SACKS:	A. Brown 6.0, Harris 5.0, Ogunleye 5.0, Idonije 3.5, Harrison 2.0, Anderson 1.0, M. Brown 1.0, Hillenmeyer 1.0, Manning 1.0, Payne 1.0, TEAM 1.0, Briggs 0.5							
BEARS:	28.0							29.0

USUAL STARTERS

Offense	Defense
WR.....Rashied Davis	RE.....Alex Brown
LT.....John St. Clair	DT.....Dusty Dvoracek
LG.....Josh Beekman	NT.....Tommye Harris
C.....Olin Kreutz	LE.....Adewale Ogunleye
RG.....Roberto Garza	WLB.....Lance Briggs
TE.....John Tait	MLB.....Brian Urlacher
RT.....Desmond Clark	SLB.....Nick Roach
WR.....Brandon Lloyd	RCB.....Corey Graham
QB.....Kyle Orton	LCB.....Charles Tillman
RB.....Matt Forte	SS.....Kevin Payne
FB.....Jason McKie	FS.....Mike Brown

RANKINGS

Team Stats	Bears	Avg	Rank
Total Yards	4734	295.9	26
Rushing Yards	1673	104.6	24
Passing Yards	3061	191.3	21
Points Scored	375	23.4	14t

	Opp	Avg	Rank
Total Yards	5355	334.7	21
Rushing Yards	1496	93.5	5
Passing Yards	3859	241.2	30
Points Scored	350	21.9	16t

2009 CHICAGO BEARS STATISTICS

Record: 7-9, .438**3rd Place, NFC North****Head Coach: Lovie Smith**

09/13	L	15-21	at Green Bay	70,920
09/20	W	17-14	PITTSBURGH	62,231
09/27	W	25-19	at Seattle	67,938
10/04	W	48-24	DETROIT	62,192
10/18	L	14-21	at Atlanta	68,082
10/25	L	10-45	at Cincinnati	64,900
11/01	W	30-6	CLEVELAND	62,262
11/08	L	21-41	ARIZONA	62,309
11/12	L	6-10	at San Francisco	69,732
11/22	L	20-24	PHILADELPHIA	62,421
11/29	L	10-36	at Minnesota	63,854
12/06	W	17-9	ST. LOUIS	61,892
12/13	L	14-21	GREEN BAY	62,214
12/20	L	7-31	at Baltimore	71,011
12/28	W	36-30	at MINNESOTA	62,479
01/03	W	37-23	at Detroit	56,677

	Bears	Opp
TOTAL FIRST DOWNS	262	312
Rushing	71	105
Passing	170	186
Penalty	21	21
3rd Down: Made/Att	81/217	93/226
3rd Down Pct.	37.3	41.2
4th Down: Made/Att	7/18	6/13
4th Down Pct.	38.9	46.2
POSSESSION AVG.	28:27	31:33
TOTAL NET YARDS	4965	5404
Avg. Per Game	310.3	337.8
Total Plays	971	1033
Avg. Per Play	5.1	5.2
NET YARDS RUSHING	1492	2022
Avg. Per Game	93.3	126.4
Total Rushes	373	467
NET YARDS PASSING	3473	3382
Avg. Per Game	217.1	211.4
Sacked/Yards Lost	35/204	35/272
Gross Yards	3677	3654
Att./Comp.	563/340	531/341
Completion Pct.	60.4	64.2
Had Intercepted	27	13
PUNTS/AVERAGE	77/41.4	71/42.6
NET PUNTING AVG.	77/37.4	71/36.3
PENALTIES/YARDS	100/836	88/744
FUMBLES/BALL LOST	26/7	27/15
TOUCHDOWNS	36	43
Rushing	6	14
Passing	27	29
Returns	3	0

PASSING	Att	Cmp	Yds	Cmp%	Yd/Att	TD	TD%	Int	Int%	Lg	Sack/Lost	Rating
Cutler	555	336	3666	60.5	6.61	27	4.9	26	4.7	71	35/204	78.8
Hanie	7	3	11	42.9	1.57	0	0.0	1	14.3	5	0/0	10.7
Maynard	1	1	0	100.0	0.00	0	0.0	0	0.0	0	0/0	79.2
BEARS	563	340	3677	60.4	6.53	27	4.8	27	4.8	71	35/204	75.6
OPPONENTS	531	341	3654	64.2	6.88	29	5.5	13	2.4	50t	35/272	92.3

Score by Period	1	2	3	4	OT	Tot
BEARS	36	106	85	94	6	327
OPPONENTS	96	112	69	98	0	375

SCORING	TDs:	Ru-Pa-R	K-PAT	FG	S	Pts
Gould	0	0	0	0	33/33	24/28 105
Olsen	8	0	0	0	0	48
Knox	6	0	5	1	0	36
Forté	4	4	0	0	0	26
Aromashodu	4	0	4	0	0	24
Bennett	3	0	2	1	0	20
K. Davis	3	0	3	0	0	18
Hester	3	0	3	0	0	18
Clark	2	0	2	0	0	12
Cutler	1	1	0	0	0	6
Tillman	1	0	0	1	0	6
Wolfe	1	1	0	0	0	6
Manning	0	0	0	0	1	2
BEARS	36	6	27	33/33	24/28	1 327
OPPONENTS	43	14	29	0	38/40	25/33 0 375
2-Pt. Conversions: Bennett, Forté, BEARS 2/2						
OPPONENTS: 2/3.						

RUSHING	No	Yds	Avg	Lg	TD
Forté	258	929	3.6	61	4
Bell	40	220	5.5	72	0
Cutler	40	173	4.3	30	1
Wolfe	22	120	5.5	36	1
Peterson	7	51	7.3	15	0
Hester	6	-1	-1.2	7	0
BEARS	373	1492	4.0	72	6
OPPONENTS	467	2022	4.3	62t	14

RECEIVING	No	Yds	Avg	Lg	TD
Olsen	60	612	10.2	41	8
Hester	57	757	13.3	48	3
Forté	57	471	8.3	37	0
Bennett	54	717	13.3	71	2
Knox	45	527	11.7	68	5
Aromashodu	24	298	12.4	39t	4
Clark	19	145	7.6	26	2
K. Davis	9	75	8.3	18	3
R. Davis	5	35	7.0	10	0
McKie	5	13	2.6	8	0
Wolfe	2	12	6.0	12	0
Peterson	2	11	5.5	7	0
Bell	1	4	4.0	4	0
BEARS	340	3677	10.8	71	27
OPPONENTS	341	3654	10.7	50t	29

PUNTING	No	Yds	Avg	Net	TB	In	Lg	B
Maynard	77	3191	41.4	37.4	2	28	66	0
BEARS	77	3191	41.4	37.4	2	28	66	0
OPPONENTS	71	3026	42.6	36.3	6	26	61	0

INTS	No	Yds	Avg	Lg	TD
Bowman	6	67	11.2	39	0
Tillman	2	35	17.5	21t	1
Manning	1	35	35.0	35t	0
Harris	1	6	6.0	6	0
Vasher	1	1	1.0	1	0
Briggs	1	0	0.0	0	0
Hillmeyer	1	0	0.0	0	0
BEARS	13	144	11.1	39	1
OPPONENTS	27	365	13.5	67	0

KO RETURNS	No	Yds	Avg	Lg	TD
Knox	32	927	29.0	102t	1
Manning	28	744	26.6	59	0
R. Davis	9	114	12.7	22	0
Hester	7	156	22.3	44	0
Bennett	2	40	20.0	22	0
Aromashodu	1	18	18.0	18	0
Idonije	1	0	0.0	0	0
BEARS	80	1999	25.0	102t	1
OPPONENTS	64	1552	24.3	62	0

PUNT RET.	Ret	FC	Yds	Avg	Lg	TD
Hester	24	5	187	7.8	33	0
Bennett	14	2	143	10.2	49t	1
Knox	1	0	0	0.0	0	0
BEARS	39	7	330	8.5	49t	1
OPPONENTS	34	14	272	8.0	53	0

FGs	1-19	20-29	30-39	40-49	50+
Gould	0/0	9/9	6/6	7/10	2/3
BEARS	0/0	9/9	6/6	7/10	2/3
OPPONENTS	0/0	6/6	8/12	8/12	3/3
Gould: (476,216)(446)(53N,376)(526,226) () (226)(376,296,326)(488)(506,386) (456,286,286,496,488)(386)(276)() () (226,426,416,45N)(446,286,346)					
Opponents: (49N,526,396)(38N,43N) (466,376,43N,34N,396,466)(356)() (296) () (436,306)(39N,216)(256)(526,376,206) (206,486,506)(336,266,42N)(30N,406)(416) (426,486,326)					

DEFENSE	T	S	A	FF	FR	PD	Sa	Int
Briggs	147	97	50	0	0	2	2.5	1
Hillmeyer	105	62	43	4	1	6	2.5	1
Tillman	86	64	22	6	1	7	0.0	0
Roach	82	47	35	3	1	4	2.0	0
Manning	77	54	23	2	2	3	1.0	1
Bowman	75	56	19	1	0	6	0.0	6
Afalava	70	45	25	1	1	6	2.0	0
Payne	60	41	19	0	0	5	0.0	0
Williams	49	31	18	0	0	2	0.0	0
A. Adams	42	18	24	0	2	1	2.0	0
SACKS: Ogunleye 6.5, A. Brown 6.0, Anderson 3.5, Briggs 2.5, Idonije 2.5, Harris 2.5, Hillmeyer 2.5, A. Adams 2.0, Afalava 2.0, Roach 2.0, Harrison 1.0, Manning 1.0, TEAM 1.0								
BEARS: 35.0, OPPONENTS: 35.0								

USUAL STARTERS

Offense	Defense
WR.....Earl Bennett	RE.....Alex Brown
LT.....Orlando Pace	NT.....Anthony Adams
LG.....Frank Omiyale	DT.....Tommie Harris
C.....Olin Kreutz	LE.....Adewale Ogundeye
RG.....Roberto Garza	WLB.....Lance Briggs
RT.....Chris Williams	MLB.....Hunter Hillmeyer
TE.....Greg Olsen	SLB.....Nick Roach
WR.....Devin Hester	RCB.....Zackary Bowman
QB.....Jay Cutler	LCB.....Charles Tillman
RB.....Matt Forte	SS.....Al Afalava
FB.....Jason McKie	FS.....Daniel Manning

RANKINGS

Team Stats	Bears	Avg	Rank
Total Yards.....	4965	310.3	23
Rushing Yards.....	1492	93.3	29
Passing Yards.....	3473	217.1	17
Points Scored.....	327	20.4	19
	Opp	Avg	Rank
Total Yards.....	5404	337.8	17
Rushing Yards.....	2022	126.4	23
Passing Yards.....	3382	211.4	13
Points Scored.....	375	23.4	21



2010 CHICAGO BEARS STATISTICS

Record: 11-5, .688

1st Place, NFC North

Head Coach: Lovie Smith

09/12 W	19-14	DETROIT	62,080
09/19 W	27-20	at Dallas	85,168
09/27 W	20-17	GREEN BAY	62,719
10/03 L	3-17	at NY Giants	77,176
10/10 W	23-6	at Carolina	73,464
10/17 L	20-23	SEATTLE	62,137
10/24 L	14-17	WASHINGTON	62,155
11/07 W	22-19	at Buffalo (Toronto)	50,746
11/14 W	27-13	MINNESOTA	62,206
11/18 W	16-0	at Miami	68,752
11/28 W	31-26	PHILADELPHIA	62,147
12/05 W	24-20	at Detroit	68,119
12/12 L	7-36	NEW ENGLAND	62,347
12/20 W	40-14	at Minnesota	40,504
12/26 W	38-34	NY JETS	62,310
01/02 L	3-10	at Green Bay	70,833

PLAYOFFS

01/16 W	35-24	SEATTLE	62,265
01/23 L	14-21	GREEN BAY	62,377

	Bears	Opp
TOTAL FIRST DOWNS	263	282
Rushing	76	88
Passing	163	183
Penalty	24	11
3rd Down: Made/Att	64/195	75/216
3rd Down Pct.	32.8	34.7
4th Down: Made/Att	2/7	6/13
4th Down Pct.	28.6	46.2
POSSESSION AVG.	29:31	30:29
TOTAL NET YARDS	4631	5029
Avg. Per Game	289.4	314.3
Total Plays	936	1002
Avg. Per Play	4.9	5.0
NET YARDS RUSHING	1616	1441
Avg. Per Game	101.0	90.1
Total Rushes	414	386
NET YARDS PASSING	3015	3588
Avg. Per Game	188.4	224.3
Sacked/Yards Lost	56/382	34/232
Gross Yards	3397	3820
Att./Comp.	466/276	582/363
Completion Pct.	59.2	62.4
Had Intercepted	21	21
PUNTS/AVERAGE	83/40.1	88/40.6
NET PUNTING AVG.	83/35.2	88/36.2
PENALTIES/YARDS	91/768	93/790
FUMBLES/BALL LOST	19/10	37/14
TOUCHDOWNS	37	32
Rushing	10	14
Passing	23	14
Returns	4	4

PASSING	Att	Cmp	Yds	Cmp%	Yd/Att	TD	Int	Int%	Lg	Sack/Lost	Rating
Cutler	432	261	3274	60.4	7.6	23	5.3	16	3.7	89t	86.3
Collins	27	10	68	37.0	2.5	0	0.0	5	18.5	19	5.9
Hanie	7	5	65	71.4	7.9	0	0.0	0	0.0	26	94.3
BEARS	466	276	3397	59.2	7.3	23	4.9	21	4.5	89t	79.5
OPPONENTS	582	363	3820	62.4	6.6	14	2.4	21	3.6	59t	74.4

Score by Period	1	2	3	4	OT	Tot
BEARS	88	95	84	67	0	334
OPPONENTS	68	111	54	53	0	286

SCORING	TDs:	Ru-Pa-R	K-PAT	FG	S	Pts			
Gould	0	0	0	35/35	25/30	110			
Forté	9	6	3	0	0	56			
Hester	7	0	4	3	0	42			
Olsen	5	0	5	0	0	30			
Knox	5	0	5	0	0	30			
Bennett	3	0	3	0	0	18			
Taylor	3	3	0	0	0	18			
Manumaleuna	0	1	0	0	0	6			
R. Davis	1	0	1	0	0	6			
Cutler	1	1	0	0	0	6			
K. Davis	1	0	1	0	0	6			
Moore	1	0	0	1	0	6			
BEARS	37	10	23	4	35/35	25	30	0	334
OPPONENTS	32	14	14	4	29/31	21	27	1	286
2-Pt. Conversions: Forté, BEARS 1/2,									
OPPONENTS: 0/1.									

RUSHING	No	Yds	Avg	Lg	TD
Forté	237	1069	4.5	68t	6
Taylor	112	267	2.4	24	3
Cutler	50	232	4.6	25	1
Hester	7	30	4.3	11	0
Bennett	2	9	4.5	5	0
Wolfe	4	8	2.0	7	0
Knox	1	2	2.0	2	0
Hanie	1	-1	-1.0	-1	0
BEARS	414	1616	3.9	68t	10
OPPONENTS	386	1441	3.7	45	14

RECEIVING	No	Yds	Avg	Lg	TD
Knox	51	960	18.8	67t	5
Forté	51	547	10.7	89t	3
Bennett	46	561	12.2	48	3
Olsen	41	404	9.9	39t	5
Hester	40	475	11.9	39	4
Taylor	20	139	7.0	18	0
Aromashodu	10	149	14.9	34	0
R. Davis	9	84	9.3	21	1
Manumaleuna	5	43	8.6	16	1
K. Davis	1	19	19.0	19t	1
Clark	1	12	12.0	12	0
Williams	1	4	4.0	4	0
BEARS	276	3397	12.3	89t	23
OPPONENTS	363	3820	10.5	59t	14

PUNTING	No	Yds	Avg	Net	TB	In	Lg	B
Maynard	83	3326	40.1	35.2	5	24	56	0
BEARS	83	3326	40.1	35.2	5	24	56	0
OPPONENTS	88	3569	40.6	32.6	7	30	58	0

INTS	No	Yds	Avg	Lg	TD
Tillman	5	127	25.4	56	0
C. Harris	5	69	13.8	39	0
D. Moore	4	95	23.8	54t	1
Briggs	2	1	0.5	1	0
Peppers	2	1	0.5	1	0
Jennings	1	39	39.0	39	0
Manning	1	0	0.0	0	0
Urlacher	1	0	0.0	0	0
BEARS	21	332	15.8	56	1
OPPONENTS	21	247	11.8	92t	2

KO RETURNS	No	Yds	Avg	Lg	TD
Manning	33	816	24.7	62	0
Hester	12	427	35.6	79	0
Knox	8	182	22.8	42	0
R. Davis	5	70	14.0	32	0
K. Davis	1	2	2.0	2	0
BEARS	59	1497	25.4	79	0
OPPONENTS	59	1404	23.8	60	0

PUNT RET.	Ret	FC	Yds	Avg	Lg	TD
Hester	33	10	564	17.1	89t	3
BEARS	33	10	564	17.1	89t	3
OPPONENTS	39	10	303	7.8	62t	1

FGs	1-19	20-29	30-39	40-49	50+
Gould	1/1	9/9	8/9	4/7	3/4
BEARS	1/1	9/9	8/9	4/7	3/4
OPPONENTS	0/0	9/9	7/11	3/4	2/3
Gould: (206,316G)(386,406G)(49N,256,196G)(40G)(286,536,436G)(346,246,548)() (42N)(43N,346,376G)(476,246,506G)(236G)(546G)() (29G,236,346,206G)(376,35N)(306G)					
Opponents: () (286,44N,48G)(386,378)(226,38N)(246,51N,536G)() (466,37N)() (366,39N,336G)() (456,366,226,366G)(506,256G)(306,256,296G)() (266,346G)(236G)					

DEFENSE	T	S	A	FF	FR	PD	Sa	Int
(Top 10)								
Urlacher	146	90	56	2	3	13	4	0
Briggs	121	75	46	2	1	7	2	0
Tillman	101	66	35	3	2	11	0	0
C. Harris	96	57	39	0	2	2	0	0
Manning	85	55	30	0	2	5	0	0
Jennings	66	41	25	1	1	9	0	0
Tinoisamoa	51	22	29	1	0	1	1	0
Peppers	50	33	17	3	0	7	8	0
Idonije	46	25	21	3	0	5	8	0
D. Moore	44	29	15	1	0	3	1	0
Sacks: Idonije 8.0, Peppers 8.0, Urlacher 4.0, Melton 2.5, Adams 2.0, Toaina 2.0, Briggs 2.0, Harris 1.5, Wootton 1.0, D. Moore 1.0, Tinoisamoa 1.0, Iwuh 1.0								
BEARS: 34.0, OPPONENTS: 56.0								

USUAL STARTERS

Offense	Defense
WR.....Johnny Knox	RE.....Julius Peppers
LT.....Frank Omyale	NT.....Anthony Adams
LG.....Chris Williams	DT.....Matt Toaina
C.....Olin Kreutz	LE.....Israel Idonije
RG.....Roberto Garza	WLB.....Lance Briggs
TE.....J'Marcus Webb	MLB.....Brian Urlacher
RT.....Greg Olsen	SLB.....Pisa Tinoisamoa
WR.....Devin Hester	RCB.....Charles Tillman
QB.....Jay Cutler	LCB.....Tim Jennings
RB.....Matt Forte	SS.....Daniel Manning
FB.....Brandon Manumaleuna	FS.....Chris Harris

RANKINGS

Team Stats	Bears	Avg	Rank
Total Yards	4631	289.4	30
Rushing Yards	1616	101.0	22
Passing Yards	3015	188.4	28
Points Scored	334	20.9	21
	Opp	Avg	Rank
Total Yards	5029	314.3	9
Rushing Yards	1441	90.1	22
Passing Yards	3588	224.3	20
Points Scored	286	17.9	4

2011 CHICAGO BEARS STATISTICS

Record: 8-8, .500

3rd Place, NFC North
Head Coach: Lovie Smith

09/11	W	30-12	ATLANTA	62,115
09/18	L	13-30	at New Orleans	73,019
09/25	L	17-27	GREEN BAY	62,339
10/02	W	34-29	CAROLINA	62,135
10/10	L	13-24	at Detroit	67,861
10/16	W	39-10	MINNESOTA	62,322
10/23	W	24-18	vs. Tampa Bay*	76,981
11/07	W	30-24	at Philadelphia	69,144
11/13	W	37-13	DETROIT	62,396
11/20	W	31-20	SAN DIEGO	62,344
11/27	L	20-25	at Oakland	59,244
12/04	L	3-10	KANSAS CITY	61,973
12/11	L	10-13	at Denver	76,487
12/18	L	14-38	SEATTLE	61,542
12/25	L	21-35	at Green Bay	70,574
01/01	W	17-13	at Minnesota	62,867

* at London, England

	Bears	Opp.
TOTAL FIRST DOWNS	271	291
Rushing	97	75
Passing	153	199
Penalty	21	17
3rd Down: Made/Att	66/203	80/229
3rd Down Pct.	32.5	34.9
4th Down: Made/Att	2/8	7/17
4th Down Pct.	25.0	41.2
POSSESSION AVG.	30:13	29:47
TOTAL NET YARDS	5026	5607
Avg. Per Game	314.1	350.4
Total Plays	978	1048
Avg. Per Play	5.1	5.4
NET YARDS RUSHING	2015	1542
Avg. Per Game	125.9	96.4
Total Rushes	456	384
NET YARDS PASSING	3011	4065
Avg. Per Game	188.2	254.1
Sacked/Yards Lost	49/335	33/208
Gross Yards	3346	4273
Att./Comp.	473/268	631/383
Completion Pct.	56.7	60.7
Had Intercepted	20	20
PUNTS/AVERAGE	89/43.9	85/42.7
NET PUNTING AVG.	40.4	36.7
PENALTIES/YARDS	104/800	98/719
FUMBLES/BALL LOST	26/9	36/11
TOUCHDOWNS	38	36
Rushing	10	10
Passing	18	22
Returns	10	4

PASSING	Att	Cmp	Yds	Cmp%	Yd/Att	TD	TD%	Int	Int%	Lg	Sack/Lost	Rating
Cutler	314	182	2319	58.0	7.39	13	4.1	7	2.2	56t	23/159	85.7
Hanie	102	51	613	50.0	6.01	3	2.9	9	8.8	81	19/133	41.8
McDow	55	35	414	63.6	7.53	2	3.6	4	7.3	49	7/43	68.3
Forté	1	0	0	0.0	0.00	0	0.0	0	0.0	0	0/0	39.6
Podlesh	1	0	0	0.0	0.00	0	0.0	0	0.0	0	0/0	39.6
BEARS	473	268	3346	56.7	7.07	18	3.8	20	4.2	81	48/335	73.8
OPPONENTS	631	383	4273	60.7	6.77	22	3.5	20	3.2	79t	33/208	79.3

Score by Period	1	2	3	4	OT	Tot
BEARS	71	128	82	66	0	353
OPPONENTS	51	99	95	93	3	341

SCORING	TDs:Ru-Pa-R	K-PAT	FG	S	Pts
Gould	0	0	0	0	37/37 28/32 0 121
Barber	6	6	0	0	0 36
K. Davis	5	0	0	0	0 30
Forté	4	3	1	0	0 24
Hester	4	0	1	3	0 24
Sanzenbacher	3	0	3	0	0 18
Knox	2	0	2	0	0 12
Spaeth	2	0	2	0	0 12
Tillman	2	0	2	0	0 12
R. Williams	2	0	2	0	0 12
Bell	1	0	1	0	0 6
Bennett	1	0	1	0	0 6
Cutler	1	1	0	0	0 6
Idonije	1	0	0	1	0 6
D. Moore	1	0	0	1	0 6
Urlacher	1	0	0	1	0 6
E. Williams	1	0	0	1	0 6
Wright	1	0	0	1	0 6
McDow	0	0	0	0	2 2
Paea	0	0	0	0	1 2

BEARS	38	10	18	10	37/37	28/32	1	353
OPPONENTS	36	10	22	4	33/33	30/36	1	341

2-Pt. Conversions: McDow, BEARS: 1/1,

Opponents: 0/3

RUSHING	No	Yds	Avg	Lg	TD
Forté	203	997	4.9	46	3
Barber	114	422	3.7	29	6
Bell	79	337	4.3	26	0
Hanie	13	98	7.5	24	0
McDow	12	68	5.7	28	0
Cutler	18	55	3.1	12	1
Allen	15	48	3.2	13	0
Sanzenbacher	1	-4	-4.0	-4	0
Hester	1	-6	-6.0	-6	0
BEARS	456	2015	4.4	46	10
OPPONENTS	384	1542	4.0	88t	10

RECEIVING	No	Yds	Avg	Lg	TD
Forté	52	490	9.4	56t	1
Knox	37	727	19.6	81	2
R. Williams	37	507	13.7	25t	2
Sanzenbacher	27	276	10.2	22	3
Hester	26	369	14.2	53	1
Bennett	24	391	15.9	49	1
Bell	19	133	7.0	25t	1
Davis	18	206	11.4	32t	5
Hurd	8	109	13.6	28	0
Clutts	8	48	6.0	10	0
Spaeth	7	50	7.1	13	2
Barber	5	50	10.0	16	0
BEARS	268	3346	12.5	81	18
OPPONENTS	383	4273	11.2	79t	22

PUNTING	No	Yds	Avg	Net	TB	In	Lg	B
Podlesh	89	3903	43.9	40.4	4	21	70	0
BEARS	89	3903	43.9	40.4	4	21	70	0
OPPONENTS	No	Yds	Avg	Net	TB	In	Lg	B
OPPONENTS	85	3628	42.7	36.7	2	27	80	0

INTS	No	Yds	Avg	Lg	TD
Tillman	5	127	25.4	56	0
Moore	4	31	7.8	20t	1
Tillman	3	66	22.0	44t	2
Wright	3	60	20.0	36	1
Graham	3	11	3.7	10	0
Urlacher	3	7	2.3	8	0
Jennings	2	2	1.0	1	0
Briggs	1	0	0.0	0	0
Conte	1	0	0.0	0	0
BEARS	20	177	8.9	44t	4
OPPONENTS	20	380	19.0	73t	3

KO RETURNS	No	Yds	Avg	Lg	TD
Hester	33	723	21.9	98t	1
Knox	15	397	26.5	56	0
Bell	2	45	22.5	25	0
Spaeth	2	14	7.0	7	0
Adams	1	0	0.0	0	0
Allen	1	17	17.0	17	0
Bennett	1	9	9.0	9	0
Clutts	1	9	9.0	9	0
Hurd	1	24	24.0	24	0
BEARS	57	1238	21.7	98t	1
OPPONENTS	35	855	24.4	44	0

PUNT RET.	Ret	FC	Yds	Avg	Lg	TD
Hester	28	15	454	16.2	82t	2
Bennett	1	1	7	7.0	7	0
Knox	1	0	9	9.0	9	0
BEARS	30	16	470	15.7	82t	2
OPPONENTS	41	27	223	5.4	36	0

FGs	1-19	20-29	30-39	40-49	50+
Gould	0/0	10/10	6/6	6/10	6/6
BEARS	0/0	10/10	6/6	6/10	6/6
OPPONENTS	1/1	9/10	10/12	7/8	3/5
Gould: (41G,23G,26G)/(42G,38G)/(25G)/(20G,24G)					
(44G,49G)/(51G,26G,22G)/(41N,25G)/(51G,38G,22G)					
(43G,35G,43N,50G)/(42G)/(50G,53G)/(32G,41N)					
(57G)					
() (49N,35G,30G)/(27G)					
Opponents: (48G,25G)/(31G,29G,53G)/(37G,28G)					
(29G,39G,34G,38G,52N)/(31G)/(37G,38N)/(33G)/(47G)					
(29G,35G)/(28G,55N,48G)/(40G,47G,19G,37G,44G)					
(21G)/(28G,59G,33G)/() (26G,48B,26G)					

DEFENSE	(Top 10)	T	S	A	FF	FR	PD	Pt	Sa	Int
Briggs	147	86	61	2	0	3	0	0	1	0
Urlacher	135	77	58	0	2	7	0	0	3	0
Tillman	113	83	30	4	2	13	1	0	3	0
Jennings	87	62	25	1	1	8	0	2	0	0
Wright	78	52	26	0	0	4	0	0	3	0
Roach	61	26	35	0	0	3	0	0	0	0
Moore	60	43	17	0	0	8	1	0	4	0
Idonije	57	28	29	1	2	0	5	0	0	0
Steltz	48	28	20	2	0	1	1	0	0	0
Conte	47	23	24	0	1	0	1	0	1	0
Sacks: Peppers 11.0, Melton 7.0, Idonije 5.0, Okoye 4.0, Paea 2.0, C. Davis 1.0, Steltz 1.0, Tillman 1.0, TEAM 1.0										
BEARS: 33.0, OPPONENTS: 49.0										

USUAL STARTERS

Offense	Defense
WR.....Roy Williams	RE.....Julius Peppers
LT.....J'Marcus Webb	NT.....Henry Melton
LG.....Chris Williams	DT.....Matt Toeaina
C.....Roberto Garza	LE.....Israel Idonije
RG.....Chris Spencer	WLB.....Lance Briggs
RT.....Lance Louis	MLB.....Brian Urlacher
TE.....Kellen Hester	SLB.....Nick Roach
WR.....Devin Hester	RCB.....Charles Tillman
QB.....Jay Cutler	LCB.....Tim Jennings
RB.....Matt Forté	SS.....Major Wright
FB.....Tyler Clutts	FS.....Chris Conte

RANKINGS

Team Stats	Bears	Avg	Rank
Total Yards	5026	314.1	24
Rushing Yards	2015	125.9	9
Passing Yards	3011	188.2	26
Points Scored	353	22.1	17
	Opp	Avg	Rank
Total Yards	5607	350.4	17
Rushing Yards	1542	96.4	5
Passing Yards	4065	254.1	28
Points Scored	341	21.3	14



2012 CHICAGO BEARS STATISTICS

Record: 10-6, .625

3rd Place, NFC North

Head Coach: Lovie Smith

9/9/09	W	41-21	INDIANAPOLIS	62,341
9/13/10	L	10-23	at Green Bay	70,543
9/23/10	W	23-6	ST. LOUIS	62,224
10/01/11	W	34-18	at Dallas	90,080
10/07/11	W	41-3	at Jacksonville	67,012
10/22/11	W	13-7	DETROIT	62,300
10/28/11	W	23-22	CAROLINA	62,254
11/04/11	W	51-20	at Tennessee	69,143
11/11/11	L	6-13	HOUSTON	62,410
11/19/11	L	7-32	at San Francisco	69,732
11/25/11	W	28-10	MINNESOTA	62,306
12/02/11	L	17-23	at SEATTLE	62,264
12/09/11	L	14-21	at Minnesota	64,134
12/16/11	L	13-21	GREEN BAY	62,534
12/23/11	W	28-13	at Arizona	62,734
12/30/11	W	26-24	at Detroit	64,451

	Bears	Opp.
TOTAL FIRST DOWNS	292	286
Rushing	99	75
Passing	163	186
Penalty	30	25
3rd Down: Made/Att	80/219	78/220
3rd Down Pct.	36.5	35.5
4th Down: Made/Att	5/13	10/16
4th Down Pct.	38.5	62.5
POSSESSION AVG.	31:33	28:27
TOTAL NET YARDS	4696	5050
Avg. Per Game	310.6	315.6
Total Plays	999	1021
Avg. Per Play	4.7	4.9
NET YARDS RUSHING	1970	1627
Avg. Per Game	123.1	101.7
Total Rushes	470	388
NET YARDS PASSING	2999	3423
Avg. Per Game	187.4	213.9
Sacked/Yards Lost	44/299	41/289
Gross Yards	3298	3712
Att./Comp.	485/287	592/350
Completion Pct.	59.2	59.1
Had Intercepted	16	24
PUNTS/AVERAGE	81/42.0	89/43.6
NET PUNTING AVG.	81/39.4	89/38.8
PENALTIES/YARDS	102/811	78/704
FUMBLES/BALL LOST	20/8	35/20
TOUCHDOWNS	42	29
Rushing	11	6
Passing	21	19
Returns	10	4

PASSING	Att	Cmp	Yds	Cmp%	Yd/Att	TD	TD%	Int	Int%	Lg	Sack/Lost	Rating
Cutler	434	255	3033	58.8	7.0	19	4.4	14	3.2	60t	38/250	81.3
Campbell	51	32	265	62.7	5.2	2	3.9	2	3.9	45	6/49	72.8
BEARS	485	287	3298	59.2	6.8	21	4.3	16	3.3	60t	44/299	80.4
OPPONENTS	592	350	3712	59.1	6.3	19	3.2	24	4.1	62	41/289	71.3

Score by Period	1	2	3	4	OT	Tot
BEARS	92	93	79	111	0	375
OPPONENTS	48	97	54	72	6	277

SCORING	TDs	Ru-Pa-R	K-PAT	FG	S	Pts
Gould	0	0	0	33/33	21/25	0
Marshall	11	0	11	0		66
Forté	6	5	1	0		36
Bush	5	5	0	0		30
Mare	0	0	0	7/7	6/8	25
Jeffery	3	0	3	0		18
Tillman	3	0	3	0		18
Bennett	2	0	2	0		12
Briggs	2	0	2	0		12
Davis	2	0	2	0		12
Allen	1	1	0	0		6
Bowman	1	0	0	1		6
Hester	1	0	1	0		6
Jennings	1	0	0	1		6
Spaeth	1	0	1	0		6
Urlacher	1	0	1	0		6
Wootton	1	0	0	1		6
Wright	1	0	0	1		6
Podlesh	0	0	0	0		0

BEARS	42	11	21	10	40	40/27/33	0	375
OPPONENTS	29	6	19	4	26	26/23/27	2	277

2-Pt. Conversions: Podlesh, BEARS 1/2, OPPONENTS: 2/2.

RUSHING	No	Yds	Avg	Lg	TD
Forté	248	1094	4.4	46	5
Bush	114	411	3.6	20	5
Cutler	41	233	5.7	24	0
Allen	27	124	4.6	46t	1
Bell	29	76	2.6	18	0
Campbell	7	28	4.0	13	0
Hester	3	6	2.0	8	0
Marshall	1	-2	-2.0	-2	0
BEARS	470	1970	4.2	46t	11
Opponents	388	1627	4.2	80t	6

RECEIVING	No	Yds	Avg	Lg	TD
Marshall	118	1508	12.8	56	11
Forté	44	340	7.7	47	1
Bennett	29	375	12.9	60t	2
Jeffery	24	367	15.3	55	3
Hester	23	242	10.5	39	1
Davis	19	229	12.1	25	2
Bush	9	83	9.2	18	0
Spaeth	6	28	4.7	13t	1
Adams	4	40	10.0	17	0
Rodriguez	4	21	5.3	11	0
Weems	2	27	13.5	18	0
Allen	2	16	8.0	15	0
Bell	1	11	11.0	11	0
Sanzenbacher	1	7	7.0	7	0
Louis	1	4	4.0	4	0
BEARS	287	3298	11.5	60t	21
Opponents	350	3712	10.6	62	19

PUNTING	No	Yds	Avg	Net	TB	In	Lg	B
Podlesh	81	3399	42.0	39.4	6	34	64	0
BEARS	81	3399	42.0	39.4	6	34	64	0
OPPONENTS	89	3883	43.6	38.8	5	33	65	1

INTS	No	Yds	Avg	Lg	TD
Jennings	9	105	11.7	31	1
Wright	4	45	11.3	45t	1
Tillman	3	71	23.7	36t	3
Briggs	2	110	55.0	74t	2
Conte	2	70	35.0	35	0
Moore	2	2	1.0	2	0
Urlacher	1	46	46.0	46t	1
Hayden	1	39	39.0	39	0
BEARS	24	488	20.3	74t	8
Opponents	16	241	15.1	56t	2

KO RETURNS	No	Yds	Avg	Lg	TD
Hester	24	621	25.9	40	0
Weems	13	231	17.8	27	0
Adams	3	38	12.7	15	0
Allen	2	10	5.0	7	0
Bennett	2	24	12.0	18	0
Wootton	2	0	0.0	0	0
Steltz	1	5	5.0	5	0
BEARS	47	929	19.8	40	0
Opponents	37	767	20.7	38	0

PUNT RET.	Ret	FC	Yds	Avg	Lg	TD
Hester	40	6	331	8.3	44	0
Bennett	1	1	2	2.0	2	0
Bowman	1	0	0	0.0	0	0
Moore	1	0	0	0.0	0	0
Weems	1	1	0	0.0	0	0
BEARS	44	8	333	7.6	44	0
Opponents	25	25	84	3.4	17	0

FGs	1-19	20-29	30-39	40-49	50+
Gould	0/0	7/7	5/7	7/9	2/2
Mare	0/0	2/3	3/3	1/2	0/0
BEARS	0/0	9/10	8/10	8/11	2/2
OPPONENTS	0/0	2/2	11/13	8/10	2/2
Gould:	(356,266)(456)(546,226,376)(436,216)(326,316)(396,478,216)(33N,416)(406,256,226)(516,246,48N)(476,398,466)(466)(X)(X)(X)				
Mare:	(X)(X)(X)(X)(X)(X)(X)(X)(X)(346,346)(20B)(336,43N,406,286,206)				
Opponents:	(37N)(486,356,546)(566,466)(396)(316)(X)(346,316,226,436,456)(396)(206,426)(326,376,326)(406,30B)(316)(X)(43N,42N)(496,356)(446)				

DEFENSE (Top 10)	T	S	A	FF	FR	PD	Sa	Int
Briggs	128	77	51	2	0	10	1.5	2
Tillman	93	68	25	10	2	15	0.3	0
Wright	92	65	27	1	2	3	0.0	4
Urlacher	88	56	32	2	2	7	0.0	1
Conte	86	56	30	0	1	5	0.0	2
Roach	84	37	47	1	1	1	1.5	0
Jennings	68	53	15	0	0	16	0.0	9
Hayden	40	26	14	0	0	3	0.0	1
Idonije	40	23	17	1	0	0	7.5	0
Melton	37	27	6	2	0	0	6.0	0
Sacks: Peppers 11.5, Idonije 7.5, Wootton 7.0, Melton 6.0, McClellin 2.5, Paea 2.5, Briggs 1.5, Roach 1.5, Okoye 1.0								
TEAM: 41.0, OPPONENTS: 44.0								

USUAL STARTERS											
Offense						Defense					
WR.....	Brandon Marshall	RE.....	Julius Peppers	NT.....	Stephen Paea	DT.....	Henry Melton	LE.....	Israel Idonije	WLB.....	Lance Briggs
LT.....	J Marcus Webb	DT.....	Henry Melton	LE.....	Israel Idonije	WLB.....	Lance Briggs	MLB.....	Brian Urlacher	SLB.....	Nick Roach
LG.....	Chilo Rachal	DT.....	Henry Melton	LE.....	Israel Idonije	WLB.....	Lance Briggs	MLB.....	Brian Urlacher	SLB.....	Charles Tillman
C.....	Roberto Garza	DT.....	Henry Melton	LE.....	Israel Idonije	WLB.....	Lance Briggs	MLB.....	Brian Urlacher	SLB.....	Charles Tillman
RG.....	Lance Louis	DT.....	Henry Melton	LE.....	Israel Idonije	WLB.....	Lance Briggs	MLB.....	Brian Urlacher	SLB.....	Charles Tillman
TE.....	Gabe Carimi	DT.....	Henry Melton	LE.....	Israel Idonije	WLB.....	Lance Briggs	MLB.....	Brian Urlacher	SLB.....	Charles Tillman
RT.....	Kellen Davis	DT.....	Henry Melton	LE.....	Israel Idonije	WLB.....	Lance Briggs	MLB.....	Brian Urlacher	SLB.....	Charles Tillman
WR.....	Alshon Jeffery	DT.....	Henry Melton	LE.....	Israel Idonije	WLB.....	Lance Briggs	MLB.....	Brian Urlacher	SLB.....	Charles Tillman
QB.....	Jay Cutler	DT.....	Henry Melton	LE.....	Israel Idonije	WLB.....	Lance Briggs	MLB.....	Brian Urlacher	SLB.....	Charles Tillman
RB.....	Matt Forte	DT.....	Henry Melton	LE.....	Israel Idonije	WLB.....	Lance Briggs	MLB.....	Brian Urlacher	SLB.....	Charles Tillman
FB.....	Evan Rodriguez	DT.....	Henry Melton	LE.....	Israel Idonije	WLB.....	Lance Briggs	MLB.....	Brian Urlacher	SLB.....	Charles Tillman

BEARS vs. ACTIVE TEAMS

	Regular season		Post-season		Overall
	Road	Home	Road	Home	
Arizona Cardinals	3-1	2-1			58-27-6
Chicago Cardinals	15-11-1	30-8-5			
Card-Pitt	1-0	1-0			
Phoenix Cardinals	1-0	0-0			
St. Louis Cardinals	1-4	4-2			
Atlanta Falcons	5-7	8-5			13-12
Baltimore Ravens	0-2	2-0			2-2
Buffalo Bills	2-4	5-0			7-4
Carolina Panthers	1-2	4-0		0-1	5-3
Cincinnati Bengals	2-2	1-4			3-6
Cleveland Browns	1-7	4-2			5-9
Dallas Cowboys	5-6	5-5	0-1	0-1	10-13
Denver Broncos	3-5	4-2			7-7
Detroit Lions	40-39	51-24-3			96-65-5
Portsmouth Spartans	2-2-1	3-0-1			
Green Bay Packers	40-44-4	51-43-2		1-1	92-88-6
Houston Texans	0-1	0-2		†	0-3
Indianapolis Colts	3-0	3-1		0-1	19-23
Baltimore Colts	6-11	7-10			
Jacksonville Jaguars	2-1	2-1			4-2
Kansas City Chiefs	2-3	4-2			6-5
Miami Dolphins	3-4	1-3			4-7
Minnesota Vikings	21-31	27-22-2	1-0	†	49-53-2
New England Patriots	0-3	3-5		1-0	4-8
New Orleans Saints	5-6	8-6		2-0	15-12
New York Giants	14-8-2	13-11	1-3	4-0	32-22-2
New York Jets	3-1	4-2			7-3
Oakland Raiders	2-3	2-2			6-7
Los Angeles Raiders	1-1	1-1			
Philadelphia Eagles	13-5-1	15-4	0-1	1-1	30-11-1
Steagles		1-0			
Pittsburgh Steelers	3-6-1	10-1			20-7-1
Pittsburgh Pirates	3-0	1-0			
Card-Pitt	1-0	1-0			
Steagles		1-0			
St. Louis Rams	3-3	3-2			52-35-3
Los Angeles Rams	14-14-1	20-10-2	0-1	1-0	
Cleveland Rams	5-3	6-2			6-5
San Diego Chargers	2-4	4-1			
San Francisco 49ers	12-20	17-9-1	0-2	0-1	29-32-1
Seattle Seahawks	2-4	2-6		2-0	6-10
Tampa Bay Buccaneers	+16-12	20-6			36-18
Tennessee Titans	2-0	0-1			6-5
Tennessee Oilers	1-0	0-0			
Houston Oilers	1-2	2-2			
Washington Redskins	7-11	9-7	2-1	1-3	23-23-1
Boston Redskins/Braves	3-1-1	1-0			
ACTIVE TEAMS	272-294-12	363-215-16			652-527-28
EXTINCT FRANCHISES	25-10-5	65-7-9			90-17-14
TOTAL	297-304-17	428-222-25	4-9	13-9	742-544-42*

Note: *Three victories are subtracted from the listed overall victory total. The Eagles and Steelers (Steagles) merged in 1943 (1-0) and the Cardinals and Steelers (Card-Pitt) merged in 1944 (2-0). Games are officially recorded under both teams (though only counted once in the "TOTAL" line).

† Bears were designated as home team, but game was at neutral site.

+ Bears were designated as visiting team, but game was at neutral site.

2013 opponents in bold.



CHICAGO BEARS STADIUM CODES

STADIUM CODES

A	Atlanta Fulton Co. Stadium	3-4	FR	Franklin Field, Univ. of Penn	1-1	PH	Municipal Stadium, Philadelphia	3-0
AD	Adelphia Coliseum	*	G	Olympic Stadium, Berlin, Germany	*	PI	Forbes Field, Pittsburgh	7-2-1
AK	Akron Rubber Bowl	0-1	GB	City Stadium, Green Bay	21-16-4	PO	Portsmouth, OH	1-2-1
AN	Anaheim Stadium	1-4	GD	Georgia Dome, Atlanta	2-3	PX	University of Phoenix Stadium	2-0
B	Memorial Stadium, Baltimore	6-11	GI	Gillette Stadium, Foxboro, MA	0-1	R	Reliant Stadium, Houston	0-1
BA	PSI/Net Stadium, Baltimore	0-2	H	Astrodome, Houston	1-2	RC	Rogers Centre, Toronto	1-0
BF	Rich Stadium, Buffalo	1-4	HF	Heinz Field, Pittsburgh	0-1	RJ	Raymond James Stadium, Tampa	2-4
BK	Baker Bowl, Philadelphia	1-0-1	I	RCA Dome, Indianapolis	2-0	S	Soldier Field, Chicago	166-113-1
BO	Fenway Park, Boston	3-0-1	IL	University of Illinois, Champaign	3-5		since 2003	54-31
BR	Ebbets Field, Brooklyn	5-0*	JX	Jacksonville Municipal Stad, FL	1-0	SC	University of South Carolina	*
C	Ericsson Stadium, Charlotte, NC	1-2		ALLTEL Stadium, Jacksonville	1-1	SD	Qualcomm Stadium, San Diego	1-4
CB	Cleveland Browns Stadium	0-1	KC	Arrowhead Stadium, Kansas City	2-3	SE	Kingdome, Seattle	1-2
CG	CMGI Field, Foxboro, MA		KZ	Kezar Stadium, San Francisco	8-10	SF	3Com Park, San Francisco	4-11
CI	Cinergy Field, Cincinnati	1-1	LA	Memorial Coliseum, LA	14-12-1	SH	Shibe Park, Philadelphia	2-1
CL	Cleveland Stadium	6-9	LF	Lincoln Financial Field, PHI	2-0	SI	Staten Island, NY	1-4
CM	Comiskey Park, Chicago	13-10	LM	Lambeau Field, Green Bay	19-26	SL	Busch Stadium, St. Louis	1-5
CN	Fawcett Stadium, Canton, OH	*	LO	Lucas Oil Field, Indianapolis	1-0	SP	Joe Albi Stadium, Spokane, WA	*
CO	The Coliseum, Nashville, TN	2-0	M	Metrodome, Minneapolis	11-18	SS	Seahawks Stadium, Seattle	0-1
COS	Cowboys Stadium, Arlington, TX	2-0	MI	Orange Bowl, Miami	0-3		Qwest Field	1-1
CR	Crosley Field, Cincinnati	1-0	ML	County Stadium, Milwaukee	0-1	SW	Ullevi Stadium, Sweden	*
CS	Chicago Stadium	1-0	MN	Metropolitan Stad, Minneapolis	8-13	TB	Houlihan's Stadium, Tampa	13-7
D	Briggs (Tiger) Stadium, Detroit	21-18	MP	Mills Park, Chicago	0-0-1	TCF	TCF Bank Stadium, Minneapolis	1-0
DA	Cotton Bowl, Dallas	1-0	MT	M&T Bank Stadium, Baltimore	0-1	TL	Tulane Stadium, New Orleans	2-0
DB	Croke Park, Dublin, Ireland	*	ND	Notre Dame, IN	1-0*	TM	Sun Devil Stadium, Tempe, AZ	2-1
DC	RFK Stadium, Washington, DC	3-5	NE	Foxboro Stadium, MA	0-1	TR	Three Rivers Stadium, Pittsburgh	1-3
DN	Mile High Stadium, Denver	2-4	NJ	Meadowlands, East Rutherford, NJ	7-2	TS	Tiger Stadium, Baton Rouge, LA	1-0
	Invesco Field at Mile High, Denver	1-0	NM	New Meadowlands, E. Rutherford, NJ	0-1	TX	Texas Stadium, Irving, TX	2-6
	Sports Authority Field, Denver	0-1	NO	Superdome, New Orleans	3-6	TW	Trans World Dome, St. Louis, MO	1-1
DO	Dolphin Stadium, Miami	0-1	NP	Normal Park, Chicago	2-1	UD	University of Detroit Stadium	1-1
	Joe Robbie Stadium, Miami	1-0	NY	Yankee Stadium, New York	2-2-1	V	Veterans Stadium, Philadelphia	4-4
	Pro Player Stadium, Miami	1-1	O	Network Associates Coliseum, OAK	1-2	VA	Vanderbilt Stadium, Nashville, TN	0-1
	Sun Life Stadium, Miami	1-0		McAfee Coliseum	1-0	W	Wrigley Field, Chicago	221-89-22
DS	Dyche Stadium, Evanston	1-0		O.co Coliseum	0-1	WA	Griffith Stadium, Washington, DC	5-4
EJ	Edward Jones Dome, St. Louis, MO	2-1	P	Pontiac Silverdome, Detroit	11-14	WS	Wembley Stadium, London	1-0
FF	FedEx Field, Washington, DC	1-3	PB	Paul Brown Stadium, Cincinnati	1-1			
FO	Ford Field, Detroit, MI	6-5	PG	Polo Grounds, New York	11-7-1			

* Preseason games only

FR	First Round Playoffs
SR	Second Round Playoffs
WC	Wild Card Game
WCR	Wild Card Round
DP	Divisional Playoff

CC	Conference Championship
NFL	NFL Title Game
SB	Super Bowl
+	Overtime
mnf	Monday Night Football

thu	Thursday Night
thank	Thanksgiving Day
sat	Saturday
sn	Sunday Night
nfn	NFL Network

BEARS VS. EXTINCT FRANCHISES

	Road	Home	Total		Road	Home	Total
Akron Pros	2-0-1	2-0-1		Frankford Yellow Jackets	2-3-1	5-1-1	7-4-2
Akron Indians		1-0	1-0	Hammond Pros		3-0	3-0
Boston Yanks	2-0	1-0	3-0	Kewanee		1-0	1-0
Brooklyn Dodgers	5-0	5-0-1	10-0-1	Louisville Colonels		1-0	1-0
Buffalo All-Americans		3-1	3-1	Milwaukee Badgers	1-0	2-0-1	3-0-1
Buffalo Bisons	1-0	0-1	1-1	Minneapolis Marines	3-0		3-0
Canton Bulldogs		2-2	2-2	Minneapolis Redjackets	1-0	2-0	3-0
Champaign	1-0		1-0	Moline Tractors		1-0	1-0
Chicago Tigers	2-0		2-0	New York Yankees	0-1	2-0	2-1
Cincinnati Reds	1-0	1-0	2-0	New York Yanks	1-1	2-0	3-1
Cleveland Bulldogs	0-1	2-0	2-1	Oorang Indians		2-0	2-0
Cleveland Indians		2-0	2-0	Pottsville Maroons		3-0	3-0
Columbus Tigers		2-0	2-0	Providence Steam Roller	0-1	0-0-1	0-1-1
Dallas Texans	0-1	1-0	1-1	Racine Legion	1-0	1-0-2	2-0-2
Dayton Triangles		4-0	4-0	Rochester Jeffersons		2-0	2-0
Detroit Panthers	1-1	1-0-1	2-1-1	Rock Island Independents	2-1-3	6-0-1	8-1-4
Detroit Tigers		1-0	1-0	Rockford		1-0	1-0
Detroit Wolverines		0-2	0-2	Staten Island Stapletons	0-0-1	1-0	1-0-1
Duluth Eskimos		2-0	2-0	Toledo Maroons		1-0	1-0
				TOTAL	25-10-5	65-7-9	90-17-14

ALL-TIME SERIES RESULTS



ARIZONA CARDINALS

W-58

L-27

T-6

In 1930 and 1931, the Bears and Cardinals shared Wrigley Field. "H" designates the Bears as the home team; "V" designates the Bears as visitors.

1920 - Cardinals, 7-6 (V,NP)
 Staleys, 10-0 (V,NP)
 1921 - Tie, 0-0 (H,W)
 1922 - Cardinals, 6-0 (V,CM) thank
 Cardinals, 9-0 (V,CM)
 1923 - Bears, 3-0 (H,W) thank
 1924 - Bears, 6-0 (H,W)
 Bears, 21-0 (V,CM) thank
 1925 - Cardinals, 9-0 (V,CM)
 Tie, 0-0 (H,W) thank
 1926 - Bears, 16-0 (H,W)
 Bears, 10-0 (V,S)
 Tie, 0-0 (H,W) thank
 1927 - Bears, 9-0 (V,NP)
 Cardinals, 3-0 (H,W) thank
 1928 - Bears, 15-0 (V,NP)
 Bears, 34-0 (H,W) thank
 1929 - Tie, 0-0 (H,W)
 Cardinals, 40-6 (V,CM) thank
 1930 - Bears, 32-6 (V,CM)
 Bears, 6-0 (H,W) thank
 1931 - Bears, 26-13 (H,W)
 Bears, 18-7 (V,W) thank
 1932 - Tie, 0-0 (H,W)
 Bears, 34-0 (V,W) thank
 1933 - Bears, 12-9 (V,W)
 Bears, 22-6 (H,W) thank
 1934 - Bears, 20-0 (H,W)
 Bears, 17-6 (H,W)
 1935 - Tie, 7-7 (H,W)
 Bears, 13-0 (V,W)
 1936 - Bears, 7-3 (H,W)
 Cardinals, 14-7 (V,W)
 1937 - Bears, 16-7 (H,W)
 Bears, 42-28 (V,W)

1938 - Bears, 16-13 (V,S)
 Bears, 34-28 (H,W)
 1939 - Bears, 44-7 (H,W)
 Bears, 48-7 (V,CM)
 1940 - Cardinals, 21-7 (V,CM)
 Bears, 31-23 (H,W)
 1941 - Bears, 53-7 (H,W)
 Bears, 34-24 (V,CM)
 1942 - Bears, 41-14 (H,W)
 Bears, 21-7 (V,CM)
 1943 - Bears, 20-0 (H,W)
 Bears, 35-24 (V,CM)
 1944 - Bears, 34-7 (H,W)
 Bears, 49-7 (V,PI)
 1945 - Cardinals, 16-7 (H,W)
 Bears, 28-20 (V,CM)
 1946 - Bears, 34-17 (V,CM)
 Cardinals, 35-28 (H,W)
 1947 - Cardinals, 31-7 (V,CM)
 Cardinals, 30-21 (H,W)
 1948 - Bears, 28-17 (V,CM)
 Cardinals, 24-21 (H,W)
 1949 - Bears, 17-7 (V,CM)
 Bears, 52-21 (H,W)
 1950 - Bears, 27-6 (H,W)
 Cardinals, 20-10 (V,CM)
 1951 - Cardinals, 28-14 (V,CM)
 Cardinals, 24-14 (H,W)
 1952 - Cardinals, 21-10 (V,CM)
 Bears, 10-7 (H,W)
 1953 - Cardinals, 24-17 (H,W)
 1954 - Bears, 29-7 (V,CM)
 1955 - Cardinals, 53-14 (V,CM)
 1956 - Bears, 10-3 (H,W)

1957 - Bears, 14-6 (V,CM)
 1958 - Bears, 30-14 (H,W)
 1959 - Bears, 31-7 (V,S)
 1965 - Bears, 34-13 (W)
 1966 - Cardinals, 24-17 (SL)
 1967 - Bears, 30-3 (W)
 1969 - Cardinals, 20-17 (SL)
 1972 - Bears, 27-10 (SL)
 1975 - Cardinals, 34-20 (S)
 1977 - Cardinals, 16-13 (SL)
 1978 - Bears, 17-10 (S)
 1979 - Bears, 42-6 (S)
 1982 - Cardinals, 10-7 (S)
 1984 - Cardinals, 38-21 (SL)
 1990 - Bears, 31-21 (TM)
 1994 - Bears, 19-16 (TM) +
 1998 - Cardinals, 20-7 (TM)
 2001 - Bears, 20-13 (S)
 2003 - Bears, 28-3 (S)
 2006 - Bears, 24-23 (PX) mnf
 2009 - Cardinals, 41-21 (S)
 2012 - Bears, 28-13 (PX)



ATLANTA FALCONS

W-13

L-12

T-0

1966 - Bears, 23-6 (W)
 1967 - Bears, 23-14 (A)
 1968 - Falcons, 16-13 (W)
 1969 - Falcons, 48-31 (A)
 1970 - Bears, 23-14 (A)
 1972 - Falcons, 37-21 (S)
 1973 - Falcons, 46-6 (A)
 1974 - Falcons, 13-10 (A)
 1976 - Falcons, 10-0 (S)
 1977 - Falcons, 16-10 (S)
 1978 - Bears, 13-7 (S)

1980 - Falcons, 28-17 (A)
 1983 - Falcons, 20-17 (S)
 1985 - Bears, 36-0 (S)
 1986 - Bears, 13-10 (A)
 1990 - Bears, 30-24 (S)
 1992 - Bears, 41-31 (S)
 1993 - Bears, 6-0 (S)
 1998 - Falcons, 20-13 (GD)
 2001 - Bears, 31-3 (GD)
 2002 - Bears, 14-13 (GD)
 2005 - Bears, 16-3 (S) sn

2008 - Falcons, 22-20 (GD)
 2009 - Falcons, 21-14 (GD) sn
 2011 - Bears, 30-12 (S)



BALTIMORE RAVENS

W-2

L-2

T-0

1998 - Bears, 24-3 (S)
 2001 - Ravens, 17-6 (BA)
 2005 - Bears, 10-6 (S)
 2009 - Ravens, 31-7 (MT)



CHICAGO BEARS ALL-TIME SERIES RESULTS



BUFFALO BILLS

W-7

L-4

T-0

1970 - Bears, 31-13 (W)
1974 - Bills, 16-6 (BF)
1979 - Bears, 7-0 (BF)
1988 - Bears, 24-3 (S)
1991 - Bills, 35-20 (BF)
1994 - Bears, 20-13 (S)

1997 - Bears, 20-3 (S)
2000 - Bills, 20-3 (BF)
2002 - Bills, 33-27 (BF) +
2006 - Bears, 40-7 (S)
2010 - Bears, 22-19 (RC)



CAROLINA PANTHERS

W-5

L-3

T-0

1995 - Bears, 31-27 (S)
2002 - Panthers, 24-14 (C)
2005 - Bears, 13-3 (S)
2005 - Panthers, 29-21 (S) DP
2008 - Panthers, 20-17 (C)

2010 - Bears, 23-6 (C)
2011 - Bears, 34-29 (S)
2012 - Bears, 23-22 (S)



CINCINNATI BENGALS

W-3

L-6

T-0

1972 - Bengals, 13-3 (S)
1980 - Bengals, 17-14 (S) +
1986 - Bears, 44-7 (CI)
1989 - Bears, 17-14 (S)
1992 - Bengals, 31-28 (S)+ sn
1995 - Bengals, 16-10 (CI)

2001 - Bears, 24-0 (PB)
2005 - Bengals, 24-7 (S)
2009 - Bengals, 45-10 (PB)



CLEVELAND BROWNS

W-5

L-9

T-0

1951 - Browns, 42-21 (CL)
1954 - Browns, 39-10 (W)
1960 - Browns, 42-0 (CL)
1961 - Bears, 17-14 (W)
1967 - Browns, 24-0 (CL)
1969 - Browns, 28-24 (W)
1972 - Bears, 17-0 (CL)
1980 - Browns, 27-21 (CL) mnf

1986 - Bears, 41-31 (S)
1989 - Browns, 27-7 (CL) mnf
1992 - Browns, 27-14 (CL)
2001 - Bears, 27-21 (S) +
2005 - Browns, 20-10 (CB)
2009 - Bears, 30-6 (S)



DALLAS COWBOYS

W-10

L-13

T-0

1960 - Bears, 17-7 (W)
1962 - Bears, 34-33 (DA)
1964 - Cowboys, 24-10 (W)
1968 - Cowboys, 34-3 (W)
1971 - Bears, 23-19 (S)
1973 - Cowboys, 20-17 (S)
1976 - Cowboys, 31-21 (TX)
1977 - Cowboys, 37-7 (TX) WC
1979 - Cowboys, 24-20 (TX)
1981 - Cowboys, 10-9 (TX) thank

1984 - Cowboys, 23-14 (S)
1985 - Bears, 44-0 (TX)
1986 - Bears, 24-10 (TX)
1988 - Bears, 17-7 (S)
1991 - Cowboys, 17-13 (S) FR
1992 - Cowboys, 27-14 (TX)
1996 - Bears, 22-6 (S) mnf
1997 - Cowboys, 27-3 (TX)
1998 - Bears, 13-12 (S)
2004 - Cowboys, 21-7 (TX) thank

2007 - Cowboys, 34-10 (S) sn
2010 - Bears, 27-20 (COS)
2012 - Bears, 34-18 (COS) mnf



DENVER BRONCOS

W-7

L-7

T-0

1971 - Broncos, 6-3 (DN)
1973 - Bears, 33-14 (DN)
1976 - Broncos, 28-14 (S)
1978 - Broncos, 16-7 (DN) mnf
1981 - Bears, 35-24 (S)
1983 - Bears, 31-14 (S)
1984 - Bears, 27-0 (S)

1987 - Broncos, 31-29 (DN) mnf
1990 - Bears, 16-13 (DN) +
1993 - Broncos, 13-3 (S) sat
1996 - Broncos, 17-12 (DN)
2003 - Bears, 19-10 (DN)
2007 - Bears, 37-34 (S) +
2011 - Broncos, 13-10 (DN) +



DETROIT LIONS

W-96

L-65

T-5

1930 - Spartans, 7-6 (P0)
Bears, 14-6 (W)

1931 - Bears, 9-6 (W)
Spartans, 3-0 (P0)

1932 - Tie, 13-13 (W)
Tie, 7-7 (P0)
Bears, 9-0 (CS)

1933 - Bears, 17-14 (W)
Bears, 17-7 (P0)

1934 - Bears, 19-16 (UD)
Bears, 10-7 (W) thank

1935 - Tie, 20-20 (W)
Lions, 14-2 (D) thank

1936 - Bears, 12-10 (W)
Lions, 13-7 (D) thank

1937 - Bears, 28-20 (W)
Bears, 13-0 (D) thank

1938 - Lions, 13-7 (W)
Lions, 14-7 (D) thank

1939 - Lions, 10-0 (W)
Bears, 23-13 (D)

1940 - Bears, 7-0 (W)
Lions, 17-14 (UD)

1941 - Bears, 49-0 (W)
Bears, 24-7 (D)

1942 - Bears, 16-0 (W)
Bears, 42-0 (D)

1943 - Bears, 27-21 (D)
Bears, 35-14 (W)

1944 - Tie, 21-21 (W)
Lions, 41-21 (D)

1945 - Lions, 16-10 (D)
Lions, 35-28 (W)

1946 - Bears, 42-6 (W)
Bears, 45-24 (D)

1947 - Bears, 33-24 (W)
Bears, 34-14 (D) thank

1948 - Bears, 28-0 (W)
Bears, 42-14 (D)

1949 - Bears, 27-24 (W)
Bears, 28-7 (D) thank

1950 - Bears, 35-21 (D)
Bears, 6-3 (W)

1951 - Bears, 28-23 (D)
Lions, 41-28 (W)

1952 - Bears, 24-23 (W)
Lions, 45-21 (D)

1953 - Lions, 20-16 (W)
Lions, 13-7 (D)

1954 - Lions, 48-23 (D)
Bears, 28-24 (W)

1955 - Bears, 24-14 (D)
Bears, 21-20 (W)

1956 - Lions, 42-10 (D)
Bears, 38-21 (W)

1957 - Bears, 27-7 (D)
Lions, 21-13 (W)

1958 - Bears, 20-7 (D)
Bears, 21-16 (W)

1959 - Bears, 24-14 (D)
Bears, 25-14 (W)

1960 - Bears, 28-7 (W)
Lions, 36-0 (D)

1961 - Bears, 31-17 (D)
Lions, 16-15 (W)

1962 - Lions, 11-3 (D)
Bears, 3-0 (W)

1963 - Bears, 37-21 (D)
Bears, 24-14 (W)

1964 - Lions, 10-0 (W)
Bears, 27-24 (D) thank

1965 - Bears, 38-10 (W)
Bears, 17-10 (D)

1966 - Lions, 14-3 (D)
Tie, 10-10 (W)

1967 - Bears, 14-3 (W)
Bears, 27-13 (D)

1968 - Lions, 42-0 (D)
Lions, 28-10 (W)

1969 - Lions, 13-7 (D)
Lions, 20-3 (W)

1970 - Lions, 28-14 (D) mnf
Lions, 16-10 (W)

1971 - Bears, 28-23 (D)
Lions, 28-3 (D)

1972 - Lions, 14-0 (D)
Lions, 38-24 (S)

1973 - Lions, 30-7 (S)
Lions, 40-7 (D)

1974 - Bears, 17-9 (S)
Lions, 34-17 (D)

1975 - Lions, 27-7 (P)
Bears, 25-21 (S)

1976 - Bears, 10-3 (S)
Lions, 14-10 (P)

1977 - Bears, 30-20 (S)
Bears, 31-14 (P) thank

1978 - Bears, 19-0 (P)
Lions, 21-17 (S)

1979 - Bears, 35-7 (S)
Lions, 20-0 (P) thank

1980 - Bears, 24-7 (S)
Bears, 23-17 (P) + thank

1981 - Lions, 48-17 (P) mnf
Lions, 23-7 (S)

1982 - Lions, 17-10 (P)
Bears, 20-17 (S)

1983 - Lions, 31-17 (P)
Lions, 38-17 (S)

1984 - Bears, 16-14 (S)
Bears, 30-13 (P)

1985 - Bears, 24-3 (S)
Bears, 37-17 (P)

1986 - Bears, 13-7 (S)
Bears, 16-13 (P) mnf

1987 - Bears, 30-10 (S)
(2nd game cancelled)

1988 - Bears, 24-7 (P)
Bears, 13-12 (S)

1989 - Bears, 47-27 (P)
Lions, 27-17 (S)

1990 - Bears, 23-17 (S) +
Lions, 38-21 (P) sn

1991 - Bears, 20-10 (S)
Lions, 16-6 (P) thank

1992 - Bears, 27-24 (S)
Lions, 16-3 (P)

1993 - Bears, 10-6 (P) thank
Lions, 20-14 (S)

1994 - Lions, 21-16 (P)
Bears, 20-10 (S)

1995 - Lions, 24-17 (S)
Lions, 27-7 (P) mnf

1996 - Lions, 35-16 (P)
Bears, 31-14 (S)

1997 - Lions, 32-7 (S)
Lions, 55-20 (P) thank

1998 - Bears, 31-27 (S)
Lions, 26-3 (P) sn

1999 - Lions, 21-17 (P) thank
Bears, 28-10 (S)

2000 - Lions, 21-14 (S)
Bears, 23-20 (P)

2001 - Bears, 13-10 (S)
Bears, 24-0 (P)

2002 - Lions, 23-20 (F0) +
Bears, 20-17 (IL) +

2003 - Bears, 24-16 (S)
Lions, 12-10 (F0)

2004 - Lions, 20-16 (S)
Lions, 19-13 (F0)

2005 - Bears, 38-6 (S)
Bears, 19-13 (F0) +

2006 - Bears, 34-7 (S)
Bears, 26-21 (F0)

2007 - Lions, 37-27 (F0)
Lions, 16-7 (S)

2008 - Bears, 34-7 (F0)
Bears, 27-23 (S)

2009 - Bears, 48-24 (S)
Bears, 37-23 (F0)

2010 - Bears, 19-14 (S)
Bears, 24-20 (F0)

2011 - Lions, 24-13 (F0) mnf
Bears, 37-13 (S)

2012 - Bears, 13-7 (S) mnf
Bears, 26-24 (F0)

Win-loss record includes playoff games



CHICAGO BEARS ALL-TIME SERIES RESULTS



GREEN BAY PACKERS

W-92

L-88

T-6

1921 - Staleys, 20-0 (W)
 1923 - Bears, 3-0 (GB)
 1924 - Bears, 3-0 (W)
 1925 - Packers, 14-10 (GB)
 Bears, 21-0 (W)
 1926 - Tie, 6-6 (GB)
 Bears, 19-13 (W)
 Tie, 3-3 (W)
 1927 - Bears, 7-6 (GB)
 Bears, 14-6 (W)
 1928 - Tie, 12-12 (GB)
 Packers, 16-6 (W)
 Packers, 6-0 (W)
 1929 - Packers, 23-0 (GB)
 Packers, 14-0 (W)
 Packers, 25-0 (W)
 1930 - Packers, 7-0 (GB)
 Packers, 13-12 (W)
 Bears, 21-0 (W)
 1931 - Packers, 7-0 (GB)
 Packers, 6-2 (W)
 Bears, 7-6 (W)
 1932 - Tie, 0-0 (GB)
 Packers, 2-0 (W)
 Bears, 9-0 (W)
 1933 - Bears, 14-7 (GB)
 Bears, 10-7 (W)
 Bears, 7-6 (W)
 1934 - Bears, 24-10 (GB)
 Bears, 27-14 (W)
 1935 - Packers, 7-0 (GB)
 Packers, 17-14 (W)
 1936 - Bears, 30-3 (GB)
 Packers, 21-10 (W)
 1937 - Bears, 14-2 (GB)
 Packers, 24-14 (W)
 1938 - Bears, 2-0 (GB)
 Packers, 24-17 (W)
 1939 - Packers, 21-16 (GB)
 Bears, 30-27 (W)
 1940 - Bears, 41-10 (GB)
 Bears, 14-7 (W)
 1941 - Bears, 25-17 (GB)
 Packers, 16-14 (W)
 Bears, 33-14 (W) CC
 1942 - Bears, 44-28 (GB)
 Bears, 38-7 (W)
 1943 - Tie, 21-21 (GB)
 Bears, 21-7 (W)
 1944 - Packers, 42-28 (GB)
 Bears, 21-0 (W)
 1945 - Packers, 31-21 (GB)
 Bears, 28-24 (W)
 1946 - Bears, 30-7 (GB)
 Bears, 10-7 (W)
 1947 - Packers, 29-20 (GB)
 Bears, 20-17 (W)

1948 - Bears, 45-7 (GB)
 Bears, 7-6 (W)
 1949 - Bears, 17-0 (GB)
 Bears, 24-3 (W)
 1950 - Packers, 31-21 (GB)
 Bears, 28-14 (W)
 1951 - Bears, 31-20 (GB)
 Bears, 24-13 (W)
 1952 - Bears, 24-14 (GB)
 Packers, 41-28 (W)
 1953 - Bears, 17-13 (GB)
 Tie, 21-21 (W)
 1954 - Bears, 10-3 (GB)
 Bears, 28-23 (W)
 1955 - Packers, 24-3 (GB)
 Bears, 52-31 (W)
 1956 - Bears, 37-21 (GB)
 Bears, 38-14 (W)
 1957 - Packers, 21-17 (GB)
 Bears, 21-14 (W)
 1958 - Bears, 34-20 (GB)
 Bears, 24-10 (W)
 1959 - Packers, 9-6 (GB)
 Bears, 28-17 (W)
 1960 - Bears, 17-14 (GB)
 Packers, 41-13 (W)
 1961 - Packers, 24-0 (GB)
 Packers, 31-28 (W)
 1962 - Packers, 49-0 (GB)
 Packers, 38-7 (W)
 1963 - Bears, 10-3 (GB)
 Bears, 26-7 (W)
 1964 - Packers, 23-12 (GB)
 Packers, 17-3 (W)
 1965 - Packers, 23-14 (LM)
 Bears, 31-10 (W)
 1966 - Packers, 17-0 (W)
 Packers, 13-6 (LM)
 1967 - Packers, 13-10 (LM)
 Packers, 17-13 (W)
 1968 - Bears, 13-10 (LM)
 Packers, 28-27 (W)
 1969 - Packers, 17-0 (LM)
 Packers, 21-3 (W)
 1970 - Packers, 20-19 (LM)
 Bears, 35-17 (W)
 1971 - Packers, 17-14 (S)
 Packers, 31-10 (LM)
 1972 - Packers, 20-17 (LM)
 Packers, 23-17 (S)
 1973 - Bears, 31-17 (LM)
 Packers, 21-0 (S)
 1974 - Bears, 10-9 (S) mnf
 Packers, 20-3 (ML)
 1975 - Bears, 27-14 (S)
 Packers, 28-7 (LM)

1976 - Bears, 24-13 (S)
 Bears, 16-10 (LM)
 1977 - Bears, 26-0 (LM)
 Bears, 21-10 (S)
 1978 - Packers, 24-14 (LM)
 Bears, 14-0 (S)
 1979 - Bears, 6-3 (S)
 Bears, 15-14 (LM)
 1980 - Packers, 12-6 (LM) +
 Bears, 61-7 (S)
 1981 - Packers, 16-9 (S)
 Packers, 21-17 (LM)
 1982 - (both games cancelled
 by players' strike)
 1983 - Packers, 31-28 (LM)
 Bears, 23-21 (S)
 1984 - Bears, 9-7 (LM)
 Packers, 20-14 (S)
 1985 - Bears, 23-7 (S) mnf
 Bears, 16-10 (LM)
 1986 - Bears, 25-12 (LM) mnf
 Bears, 12-10 (S)
 1987 - Bears, 26-24 (LM)
 Bears, 23-10 (S)
 1988 - Bears, 24-6 (LM)
 Bears, 16-0 (S)
 1989 - Packers, 14-13 (LM)
 Packers, 40-28 (S)
 1990 - Bears, 31-13 (LM)
 Bears, 27-13 (S)
 1991 - Bears, 10-0 (LM) thu
 Bears, 27-13 (S)
 1992 - Bears, 30-10 (LM)
 Packers, 17-3 (S)
 1993 - Packers, 17-3 (LM)
 Bears, 30-17 (S)
 1994 - Packers, 33-6 (S) mnf
 Packers, 40-3 (LM)
 1995 - Packers, 27-24 (S) mnf
 Packers, 35-28 (LM)
 1996 - Packers, 37-6 (S)
 Packers, 28-17 (LM)
 1997 - Packers, 38-24 (LM) mnf
 Packers, 24-23 (S)
 1998 - Packers, 26-20 (LM)
 Packers, 16-13 (S)
 1999 - Bears, 14-13 (LM)
 Packers, 35-19 (S)
 2000 - Bears, 27-24 (LM)
 Packers, 28-6 (S)
 2001 - Packers, 20-12 (S)
 Packers, 17-7 (LM)
 2002 - Packers, 34-21 (IL) mnf
 Packers, 30-20 (LM)
 2003 - Packers, 38-23 (S) mnf
 Packers, 34-21 (LM)

(continued on next page)

ALL-TIME SERIES RESULTS



GREEN BAY PACKERS (continued)

W-92

L-88

T-6

(continued from previous page)

2004 - Bears, 21-10 (LM)
Packers, 31-14 (S)
2005 - Bears, 19-7 (S)
Bears, 24-17 (LM)
2006 - Bears, 26-0 (LM)
Packers, 26-7 (S) sn
2007 - Bears, 27-20 (LM) sn
Bears, 35-7 (S)

2008 - Packers, 37-3 (LM)
Bears, 20-17 (S) + mnf
2009 - Packers, 21-15 (LM) sn
Packers, 21-14 (S)
2010 - Bears, 20-17 (S) mnf
Packers, 10-3 (LM)
Packers, 21-14 (S) CC
2011 - Packers, 27-17 (S)
Packers, 35-21 (LM) sn

2012 - Packers, 23-10 (LM) thu nfn
Packers, 21-13 (S)



HOUSTON TEXANS

W-0

L-3

T-0

2004 - Texans, 24-5 (S)
2008 - Texans, 31-24 (R)

2012 - Texans, 13-6 (S) sn



INDIANAPOLIS COLTS

W-19

L-23

T-0

1953 - Colts, 13-9 (B)
Colts, 16-14 (W)
1954 - Bears, 28-9 (W)
Bears, 28-13 (B)
1955 - Colts, 23-17 (B)
Bears, 38-10 (W)
1956 - Colts, 28-21 (B)
Bears, 58-27 (W)
1957 - Colts, 21-10 (B)
Colts, 29-14 (W)
1958 - Colts, 51-38 (B)
Colts, 17-0 (W)
1959 - Bears, 26-21 (B)
Colts, 21-7 (W)
1960 - Colts, 42-7 (B)
Colts, 24-20 (W)
1961 - Bears, 24-10 (W)
Bears, 21-20 (B)

1962 - Bears, 35-15 (W)
Bears, 57-0 (B)
1963 - Bears, 10-3 (W)
Bears, 17-7 (B)
1964 - Colts, 52-0 (B)
Colts, 40-24 (W)
1965 - Colts, 26-21 (W)
Bears, 13-0 (B)
1966 - Bears, 27-17 (W)
Colts, 21-16 (B)
1967 - Colts, 24-3 (W)
1968 - Colts, 28-7 (B)
1969 - Colts, 24-21 (W)
1970 - Colts, 21-20 (B)
1975 - Colts, 35-7 (S)
1983 - Colts, 22-19 (B) +
1985 - Bears, 17-10 (S)
1988 - Bears, 17-13 (I)

1991 - Bears, 31-17 (I)
2000 - Bears, 27-24 (S)
2004 - Colts, 41-10 (S)
2006 - Colts, 29-17 (MI-DO) SB
2008 - Bears, 29-13 (L0) snf
2012 - Bears, 41-21 (S)



JACKSONVILLE JAGUARS

W-4

L-2

T-0

1995 - Bears, 30-27 (JX)
1998 - Jaguars, 24-23 (S)
2001 - Bears, 33-13 (S)
2004 - Jaguars, 22-3 (JX)
2008 - Bears, 23-10 (S)

2012 - Bears, 41-3 (JX)



KANSAS CITY CHIEFS

W-6

L-5

T-0

1973 - Chiefs, 19-7 (KC) mnf
1977 - Bears, 28-27 (S)
1981 - Bears, 16-13 (KC) +
1987 - Bears, 31-28 (S)
1990 - Chiefs, 21-10 (S) sat
1993 - Bears, 19-17 (KC)
1996 - Chiefs, 14-10 (KC)

1999 - Bears, 20-17 (S)
2003 - Chiefs, 31-3 (KC)
2007 - Bears, 20-10 (S)
2011 - Chiefs, 10-3 (S)



CHICAGO BEARS ALL-TIME SERIES RESULTS



MIAMI DOLPHINS

W-4

L-7

T-0

1971 - Dolphins, 34-3 (MI) mnf	1994 - Bears, 17-14 (MI-JR)
1975 - Dolphins, 46-13 (S)	1997 - Bears, 36-33 (MI-PP) + mnf
1979 - Dolphins, 31-16 (MI)	2002 - Dolphins, 27-9 (MI-PP) mnf
1985 - Dolphins, 38-24 (MI) mnf	2006 - Dolphins, 31-13 (S)
1988 - Bears, 34-7 (S)	2010 - Bears, 16-0 (MI-SU) thu nfln
1991 - Dolphins, 16-13 (S) +	



MINNESOTA VIKINGS

W-49

L-53

T-2

1961 - Vikings, 37-13 (MN) Bears, 52-35 (W)	1985 - Bears, 33-24 (M) thu Bears, 27-9 (S)	2008 - Bears, 48-41 (S) Vikings, 34-14 (M) sn
1962 - Bears, 13-0 (MN) Bears, 31-30 (W)	1986 - Bears, 23-0 (S) Vikings, 23-7 (M)	2009 - Vikings, 36-10 (M) Bears, 36-30 (S) + mnf
1963 - Bears, 28-7 (MN) Tie 17-17 (W)	1987 - Bears, 27-7, (S) Bears, 30-24 (M) sn	2010 - Bears, 27-13 (S) Bears, 40-14 (TCF) mnf
1964 - Bears, 34-28 (MN) Vikings, 41-14 (W)	1988 - Vikings, 31-7 (S) Vikings, 28-27 (M) mnf	2011 - Bears, 39-10 (S) Bears, 17-13 (M)
1965 - Bears, 45-37 (MN) Vikings, 24-17 (W)	1989 - Bears, 38-7 (S) Vikings, 27-16 (M) sn	2012 - Bears, 28-10 (S) Vikings, 21-14 (M)
1966 - Bears, 13-10 (MN) Bears, 41-28 (W)	1990 - Bears, 19-16 (S) Vikings, 41-13 (M)	
1967 - Bears, 17-7 (MN) Tie, 10-10 (W)	1991 - Bears, 10-6 (S) Bears, 34-17 (M) mnf	
1968 - Bears, 27-17 (MN) Bears, 26-24 (W)	1992 - Vikings, 21-20 (M) Vikings, 38-10 (S) mnf	
1969 - Vikings, 31-0 (W) Vikings, 31-14 (MN)	1993 - Vikings, 10-7 (M) Vikings, 19-12 (S) mnf	
1970 - Vikings, 24-0 (W) Vikings, 16-13 (MN)	1994 - Vikings, 42-14 (S) Vikings, 33-27 (M)+thu Bears, 35-18 (M) FR	
1971 - Bears, 20-17 (MN) Vikings, 27-10 (S)	1995 - Bears, 31-14 (S) Bears, 14-6 (M) mnf	
1972 - Bears, 13-10 (S) mnf Vikings, 23-10 (MN)	1996 - Vikings, 20-14 (S) Bears, 15-13 (M) mnf	
1973 - Vikings, 22-13 (S) Vikings, 31-13 (MN)	1997 - Vikings, 27-24 (S) Vikings, 29-22 (M)	
1974 - Vikings, 11-7 (MN) Vikings, 17-0 (S)	1998 - Vikings, 31-28 (S) Vikings, 48-22 (M) sn	
1975 - Vikings, 28-3 (MN) Vikings, 13-9 (S) mnf	1999 - Bears, 24-22 (M) Vikings, 27-24 (S) +	
1976 - Vikings, 20-19 (MN) Bears, 14-13 (S)	2000 - Vikings, 30-27 (M) Vikings, 28-16 (S)	
1977 - Vikings, 22-16 (MN) + Bears, 10-7 (S)	2001 - Bears, 17-10 (S) Bears, 13-6 (M)	
1978 - Vikings, 24-20 (S) mnf Vikings, 17-14 (MN)	2002 - Bears, 27-23 (IL) Vikings, 25-7 (M)	
1979 - Bears, 26-7 (S) Vikings, 30-27 (MN)	2003 - Vikings, 24-13 (M) Bears, 13-10 (S)	
1980 - Vikings, 34-14 (S) Vikings, 13-7 (MN)	2004 - Vikings, 27-22 (M) Bears, 24-14 (S)	
1981 - Vikings, 24-21 (MN) Bears, 10-9 (S)	2005 - Bears, 28-3 (S) Vikings, 34-10 (M)	
1982 - Vikings, 35-7 (M) Vikings, 23-14 (S)	2006 - Bears, 19-16 (M) Bears, 23-13 (S)	
1983 - Bears, 19-13 (M) Bears, 16-7 (S)	2007 - Vikings, 34-31 (S) Vikings, 20-13 (M) mnf	
1984 - Bears, 34-3 (M)		



NEW ENGLAND PATRIOTS

W-4

L-8

T-0

1973 - Patriots, 13-10 (S)

1979 - Patriots, 27-7 (S)

1982 - Bears, 26-13 (S)

1985 - Bears, 20-7 (S)

Bears, 46-10 (NO) SB

1988 - Patriots, 30-7 (NE)

1994 - Patriots, 13-3 (S) sat

1997 - Patriots, 31-3 (NE)

2000 - Bears, 24-17 (S)

2002 - Patriots, 33-30 (IL)

2006 - Patriots, 17-13 (GI)

2010 - Patriots, 36-7 (S)



NEW ORLEANS SAINTS

W-15

L-12

T-0

1968 - Bears, 23-17 (TL)

1970 - Bears, 24-3 (TL)

1971 - Bears, 35-14 (S)

1973 - Saints, 21-16 (NO)

1974 - Bears, 24-10 (S)

1975 - Bears, 42-17 (NO)

1977 - Saints, 42-24 (S)

1980 - Bears, 22-3 (S)

1982 - Saints, 10-0 (S)

1983 - Saints, 34-31 (NO) +

1984 - Bears, 20-7 (S)

1987 - Saints, 19-17 (S)

1990 - Bears, 16-6 (S) FR

1991 - Bears, 20-17 (NO)

1992 - Saints, 28-6 (NO)

1994 - Bears, 17-7 (S)

1996 - Saints, 27-24 (NO)

1997 - Saints, 20-17 (S) sn

1999 - Bears, 14-10 (S)

2000 - Saints, 31-10 (S)

2002 - Saints, 29-23 (IL)

2003 - Saints, 20-13 (NO)

2005 - Bears, 20-17 (TS)

2006 - Bears, 39-14 (S) CC

2007 - Bears, 33-25 (S)

2008 - Bears, 27-24 (S) + thu nfln

2011 - Saints, 30-13 (NO)



NEW YORK GIANTS

W-32

L-22

T-2

1925 - Bears, 19-7 (PG)

Giants, 9-0 (W)

1926 - Bears, 7-0 (W)

1927 - Giants, 13-7 (PG)

1928 - Bears, 13-0 (W)

1929 - Giants, 26-14 (W)

Giants, 34-0 (PG)

Giants, 14-9 (W)

1930 - Giants, 12-0 (W)

Bears, 12-0 (PG)

1931 - Bears, 6-0 (W)

Bears, 12-6 (PG)

Giants, 25-6 (W)

1932 - Bears, 28-8 (PG)

Bears, 6-0 (W)

1933 - Bears, 14-10 (W)

Giants, 3-0 (PG)

Bears, 23-21 (W) NFL

1934 - Bears, 27-7 (W)

Bears, 10-9 (PG)

Giants, 30-13 (PG) NFL

1935 - Bears, 20-3 (PG)

Giants, 3-0 (W)

1936 - Bears, 25-7 (PG)

1937 - Tie, 3-3 (PG)

1939 - Giants, 16-13 (PG)

1940 - Bears, 37-21 (PG)

1941 - Bears, 37-9 (W) NFL

1942 - Bears, 26-7 (PG)

1943 - Bears, 56-7 (PG)

1946 - Giants, 14-0 (PG)

Bears, 24-14 (PG) NFL

1948 - Bears, 35-14 (W)

1949 - Giants, 35-28 (PG)

1956 - Tie, 17-17 (NY)

Giants, 47-7 (NY) NFL

1962 - Giants, 26-24 (W)

1963 - Bears, 14-10 (W) NFL

1965 - Bears, 35-14 (NY)

1967 - Bears, 34-7 (W)

1969 - Giants, 28-24 (NY)

1970 - Bears, 24-16 (NY)

1974 - Bears, 16-13 (S)

1977 - Bears, 12-9 (NJ) +

1985 - Bears, 21-0 (S) DP

1987 - Bears, 34-19 (S) mnf

1990 - Giants, 31-3 (NJ) DP

1991 - Bears, 20-17 (S)

1992 - Giants, 27-14 (S) mnf

1993 - Giants, 26-20 (S)

1995 - Bears, 27-24 (NJ)

2000 - Giants, 14-7 (S)

2004 - Bears, 28-21 (NJ)

2006 - Bears, 38-20 (NJ) sn

2007 - Giants, 21-16 (S)

2010 - Giants, 17-3 (NM) sn



CHICAGO BEARS ALL-TIME SERIES RESULTS



NEW YORK JETS

W-7

L-3

T-0

1974 – Jets, 23-21 (S)
1979 – Bears, 23-13 (S)
1985 – Bears, 19-6 (NJ) sat
1991 – Bears, 19-13 (S) + mnf
1994 – Bears, 19-7 (NJ) sn
1997 – Jets, 23-15 (S)

2000 – Jets, 17-10 (NJ)
2002 – Bears, 20-13 (IL)
2006 – Bears, 10-0 (NJ)
2010 – Bears, 38-34 (S)



OAKLAND RAIDERS

W-6

L-7

T-0

1972 – Raiders, 28-21 (O)
1976 – Raiders, 28-27 (S)
1978 – Raiders, 25-19 (S) +
1981 – Bears, 23-6 (O)
1984 – Bears, 17-6 (S)
1987 – Bears, 6-3 (LA)
1990 – Raiders, 24-10 (LA)

1993 – Raiders, 16-14 (S)
1996 – Bears, 19-17 (S)
1999 – Raiders, 24-17 (O)
2003 – Bears, 24-21 (S)
2007 – Bears, 17-6 (O)
2011 – Raiders, 25-20 (O)



PHILADELPHIA EAGLES

W-30

L-11

T-1

1933 – Tie, 3-3 (BK)
1935 – Bears, 39-0 (BK)
1936 – Bears, 17-0 (PH)
Bears, 28-7 (PH)
1938 – Bears, 28-6 (PH)
1939 – Bears, 27-14 (W)
1941 – Bears, 49-14 (SH)
1942 – Bears, 45-14 (W)
1943 – Bears, 48-21 (W)
1944 – Bears, 28-7 (SH)
1946 – Bears, 21-14 (W)
1947 – Bears, 40-7 (W)
1948 – Eagles, 12-7 (SH)
1949 – Bears, 38-21 (W)
1955 – Bears, 17-10 (W)
1961 – Eagles, 16-14 (FR)

1963 – Bears, 16-7 (W)
1968 – Bears, 29-16 (FR)
1970 – Bears, 20-16 (DS)
1972 – Bears, 21-12 (V)
1975 – Bears, 15-13 (S)
1979 – Eagles, 27-17 (V) WC
1980 – Eagles, 17-14 (V)
1983 – Bears, 7-6 (V)
Bears, 17-14 (S)
1986 – Bears, 13-10 (S) +
1987 – Bears, 35-3, (V)
1988 – Bears, 20-12 (S) DP
1989 – Bears, 27-13 (S) mnf
1993 – Bears, 17-6 (V)
1994 – Eagles, 30-22 (V) mnf
1995 – Bears, 20-14 (S)

1999 – Eagles, 20-16 (S)
2000 – Eagles, 13-9 (V)
2001 – Eagles, 33-19 (S) DP
2002 – Eagles, 19-13 (IL)
2004 – Eagles, 19-9 (S)
2007 – Bears, 19-16 (LI)
2008 – Bears, 24-20 (S) sn
2009 – Eagles, 24-20 (S) sn
2010 – Bears, 31-26 (S)
2011 – Bears, 30-24 (LI) mnf



PITTSBURGH STEELERS

W-20

L-7

T-1

1934 – Bears, 28-0 (PI)
1935 – Bears, 23-7 (PI)
1936 – Bears, 27-9 (PI)
Bears, 26-6 (W)
1937 – Bears, 7-0 (PI)
1939 – Bears, 32-0 (PI)
1941 – Bears, 34-7 (W)
1943 – Bears, 48-21 (W)
1944 – Bears, 34-7 (W)
Bears, 49-7 (PI)
1945 – Bears, 28-7 (PI)

1947 – Bears, 49-7 (W)
1949 – Bears, 30-21 (W)
1958 – Steelers, 24-10 (PI)
1959 – Bears, 27-21 (W)
1963 – Tie, 17-17 (PI)
1967 – Steelers, 41-13 (PI)
1969 – Bears, 38-7 (W)
1971 – Bears, 17-15 (S)
1975 – Steelers, 34-3 (TR)
1980 – Steelers, 38-3 (TR)
1986 – Bears, 13-10 (S) +

1989 – Bears, 20-0 (TR)
1992 – Bears, 30-6 (S)
1995 – Steelers, 37-34 (S) +
1998 – Steelers, 17-12 (TR)
2005 – Steelers, 21-9 (HF)
2009 – Bears, 17-14 (S)



ST. LOUIS RAMS

W-52

L-35

T-3

1937 - Bears, 20-2 (CL)	1953 - Rams, 38-24 (LA)	1969 - Rams, 9-7 (W)
Bears, 15-7 (W)	Bears, 24-21 (W)	1971 - Rams, 17-3 (LA)
1938 - Rams, 14-7 (W)	1954 - Rams, 42-38 (LA)	1972 - Tie, 13-13 (S)
Rams, 23-21 (CL)	Bears, 24-13 (W)	1973 - Rams, 26-0 (S)
1939 - Bears, 30-21 (W)	1955 - Bears, 31-20 (LA)	1975 - Rams, 38-10 (LA)
Bears, 35-21 (CL)	Bears, 24-3 (W)	1976 - Rams, 20-12 (LA)
1940 - Bears, 21-14 (CL)	1956 - Bears, 35-24 (LA)	1977 - Bears, 24-23 (S) mnf
Bears, 47-25 (W)	Bears, 30-21 (W)	1979 - Bears, 27-23 (S)
1941 - Bears, 48-21 (CL)	1957 - Bears, 34-26 (W)	1981 - Rams, 24-7 (S) mnf
Bears, 31-13 (W)	Bears, 16-10 (LA)	1982 - Bears, 34-26 (AN)
1942 - Bears, 21-7 (CL)	1958 - Bears, 31-10 (W)	1983 - Rams, 21-14 (AN)
Bears, 47-0 (W)	Rams, 41-35 (LA)	1984 - Rams, 29-13 (AN)
1944 - Rams, 19-7 (CL)	1959 - Rams, 28-21 (W)	1985 - Bears, 24-0 (S) CC
Bears, 28-21 (W)	Bears, 26-21 (LA)	1986 - Rams, 20-17 (S) mnf
1945 - Rams, 17-0 (CL)	1960 - Bears, 34-27 (W)	1988 - Rams, 23-3 (AN) mnf
Rams, 41-21 (W)	Tie, 24-24 (LA)	1989 - Bears, 20-10 (S)
1946 - Tie, 28-28 (W)	1961 - Bears, 21-17 (LA)	1990 - Bears, 38-9 (S) sn
Bears, 27-21 (LA)	Bears, 28-24 (W)	1993 - Rams, 20-6 (AN)
1947 - Bears, 41-21 (LA)	1962 - Bears, 27-23 (LA)	1994 - Bears 27-13 (S)
Rams, 17-14 (W)	Bears, 30-14 (W)	1995 - Rams, 34-28 (SL)
1948 - Bears, 42-21 (W)	1963 - Bears, 52-14 (LA)	1996 - Bears, 35-9 (S)
Bears, 21-6 (LA)	Bears, 6-0 (W)	1997 - Bears, 13-10 (TW) sn
1949 - Rams, 31-16 (W)	1964 - Bears, 38-17 (W)	1998 - Rams, 20-12 (S)
Rams, 27-24 (LA)	Bears, 34-24 (LA)	1999 - Rams, 34-12 (TW)
1950 - Bears, 24-20 (LA)	1965 - Rams, 30-28 (LA)	2002 - Rams, 21-16 (EJ) mnf
Bears, 24-14 (W)	Bears, 31-6 (W)	2003 - Rams, 23-21 (S)
Rams, 24-14 (LA) CC	1966 - Rams, 31-17 (LA)	2006 - Bears, 42-27 (EJ) mnf
1951 - Rams, 42-10 (W)	Bears, 17-10 (W)	2008 - Bears, 27-3 (EJ)
1952 - Rams, 31-7 (LA)	1967 - Rams, 28-17 (W)	2009 - Bears, 17-9 (S)
Rams, 40-24 (W)	1968 - Bears, 17-16 (LA)	2012 - Bears, 23-6 (S)



SAN DIEGO CHARGERS

W-6

L-5

T-0

1970 - Chargers, 20-7 (W)	1993 - Bears, 16-13 (SD) sn	2011 - Bears, 31-20 (S)
1974 - Chargers, 28-21 (SD)	1996 - Bears, 27-14 (S) sat	
1978 - Chargers, 40-7 (SD) mnf	1999 - Bears, 23-20 (SD)+	
1981 - Bears, 20-17 (S) +	2003 - Bears, 20-7 (S)	
1984 - Chargers, 20-7 (SD) mnf	2007 - Chargers, 14-3 (SD)	

BEAR DOWN, CHICAGO BEARS

The Chicago Bears team fight song, "Bear Down, Chicago Bears," was introduced in 1941 by composer Al Hoffman under the pseudonym Jerry Downs. In a long-lasting and varied musical career, Hoffman earned immortality for writing words and music to "If I Knew You Were Coming I'd 'A Baked a Cake" and "Mairzy Doats" among others.

Hoffman had little apparent connection to Chicago. He was born in Minsk, Russia in 1902. He grew up in Seattle after emigrating there with his family in 1908 and he moved to New York in the 1920s before starting a career as a music composer. Besides the aforementioned songs, he also wrote songs for Disney's original "Cinderella" cartoon, including "Bibbidi-Bobbidi-Boo," "A Dream Is A Wish Your Heart Makes," "The Work Song" and "So This Is Love."

The lyrics to "Bear Down, Chicago Bears":

Bear down, Chicago Bears, make every play clear the way to victory;

Bear down, Chicago Bears, put up a fight with a might so fearlessly.

We'll never forget the way you thrilled the nation with your T-formation.

Bear down, Chicago Bears, and let them know why you're wearing the crown.

You're the pride and joy of Illinois, Chicago Bears, bear down.



CHICAGO BEARS ALL-TIME SERIES RESULTS



SAN FRANCISCO 49ERS

W-29

L-32

T-1

1950 - Bears, 32-20 (KZ)
Bears, 17-0 (W)
1951 - Bears, 13-7 (W)
1952 - 49ers, 40-16 (W)
Bears, 20-17 (KZ)
1953 - 49ers, 35-28 (W)
49ers, 24-14 (KZ)
1954 - 49ers, 31-24 (W)
Bears, 31-27 (KZ)
1955 - 49ers, 20-19 (W)
Bears, 34-23 (KZ)
1956 - Bears, 31-7 (W)
Bears, 38-21 (KZ)
1957 - 49ers, 21-17 (W)
49ers, 21-17 (KZ)
1958 - Bears, 28-6 (W)
Bears, 27-14 (KZ)
1959 - 49ers, 20-17 (KZ)
Bears, 14-3 (W)
1960 - Bears, 27-10 (W)
49ers, 25-7 (KZ)
1961 - Bears, 31-0 (W)
49ers, 41-31 (KZ)
1962 - Bears, 30-14 (KZ)
49ers, 34-27 (W)
1963 - 49ers, 20-14 (KZ)
Bears, 27-7 (W)
1964 - 49ers, 31-21 (KZ)
Bears, 23-21 (W)
1965 - 49ers, 52-24 (KZ)
Bears, 61-20 (W)

1966 - Tie, 30-30 (W)
49ers, 41-14 (KZ)
1967 - Bears, 28-14 (KZ)
1968 - Bears, 27-19 (W)
1969 - 49ers, 42-21 (KZ)
1970 - 49ers, 37-16 (W)
1971 - 49ers, 13-0 (SF)
1972 - 49ers, 34-21 (S)
1974 - 49ers, 34-0 (S)
1975 - 49ers, 31-3 (SF)
1976 - Bears, 19-12 (SF)
1978 - Bears, 16-13 (SF)
1979 - Bears, 28-27 (SF)
1981 - 49ers, 28-17 (SF)
1983 - Bears, 13-3 (S)
1984 - 49ers, 23-0 (SF) CC
1985 - Bears, 26-10 (SF)
1987 - 49ers, 41-0 (SF) mnf
1988 - Bears, 10-9 (S) mnf
49ers, 28-3 (S) CC
1989 - 49ers, 26-0 (SF)
1991 - 49ers, 52-14 (SF) mnf
1994 - 49ers, 44-15 (SF) SR
2000 - 49ers, 17-0 (SF)
2001 - Bears, 37-31 (S) +
2003 - 49ers, 49-7 (SF)
2004 - Bears, 23-13 (S) sn
2005 - Bears, 17-9 (S)
2006 - Bears, 41-10 (S)
2009 - 49ers, 10-6 (SF) thu nfln
2012 - 49ers, 32-7 (SF) mnf

SACKMASTERS

Since sacks became an official NFL statistic in 1982, the Bears have recorded 24 double-digit sack seasons by 11 different players.

DE Julius Peppers has recorded double-digit sacks in each of the last two seasons and is one of six Bears to record multiple double-digit sack seasons. He is the third Bears player to reach 10-plus sacks in back-to-back seasons joining Richard Dent and Roosevelt Colvin.

CHICAGO BEARS DOUBLE-DIGIT SACK SEASONS

Player	Season	Sacks	Player	Season	Sacks	Player	Season	Sacks
1 Richard Dent	1984	17.5	Steve McMichael	1988	11.5	21 Trace Armstrong	1990	10.0
2 Richard Dent	1985	17.0	Julius Peppers	2012	11.5	Dan Hampton	1986	10.0
3 Richard Dent	1987	12.5	13 Jim Flanigan	1995	11.0	Steve McMichael	1984	10.0
Richard Dent	1993	12.5	Julius Peppers	2011	11.0	Adewale Ogunleye	2005	10.0
5 Mark Anderson	2006	12.0	15 Roosevelt Colvin	2001	10.5			
Richard Dent	1990	12.0	Roosevelt Colvin	2002	10.5			
Mike Hartenstein	1983	12.0	Richard Dent	1991	10.5			
8 Trace Armstrong	1993	11.5	Richard Dent	1988	10.5			
Richard Dent	1986	11.5	Steve McMichael	1992	10.5			
Dan Hampton	1984	11.5	Otis Wilson	1985	10.5			

Number of double-digit sack seasons: Richard Dent-8, (1984-88, '90-91 & '93); Steve McMichael-3, (1984, '88 & '92); Trace Armstrong-2, (1990 & '93); Roosevelt Colvin-2, (2001 & '02); Dan Hampton-2, (1984 & '86); Julius Peppers-2, (2011 & '12); Mark Anderson-1, (2006); Jim Flanigan-1, (1995); Mike Hartenstein-1, (1983); Adewale Ogunleye-1, (2005); Otis Wilson-1, (1985).



SEATTLE SEAHAWKS

W-6

L-10

T-0

1976 – Bears, 34-7 (SE)
 1978 – Seahawks, 31-29 (S)
 1982 – Seahawks, 20-14 (SE)
 1984 – Seahawks, 38-9 (SE)
 1987 – Seahawks, 34-21 (S)
 1990 – Bears, 17-0 (S)
 1999 – Seahawks, 14-13 (S)
 2003 – Seahawks, 24-17 (SS)

2006 – Bears, 37-6 (S) sn
Bears, 27-24 (S) DP +
 2007 – Seahawks, 30-23 (SS)
 2009 – Bears, 25-19 (SS)
 2010 – Seahawks, 23-20 (S)
Bears, 35-24 (S) DP
 2011 – Seahawks, 38-14 (S)
 2012 – Seahawks, 23-17 (S) +



TAMPA BAY BUCCANEERS

W-36

L-18

T-0

1977 – Bears, 10-0 (TB)
 1978 – Buccaneers, 33-19 (TB)
 Bears, 14-3 (S)
 1979 – Buccaneers, 17-13 (S)
 Bears, 14-0 (TB)
 1980 – Bears, 23-0 (S) mnf
 Bears, 14-13 (TB) sat
 1981 – Bears, 28-17 (S)
 Buccaneers, 20-10 (TB)
 1982 – Buccaneers, 26-23 (TB) +
 1983 – Bears, 17-10 (S)
 Bears, 27-0 (TB)
 1984 – Bears, 34-14 (S)
 Bears, 44-9 (TB)
 1985 – Bears, 38-28 (S)
 Bears, 27-19 (TB)
 1986 – Bears, 23-3 (TB)
 Bears, 48-14 (S)
 1987 – Bears, 20-3 (S)
 Bears, 27-26 (TB)
 1988 – Bears, 28-10 (S)
 Bears, 27-15 (TB)
 1989 – Buccaneers, 42-35 (TB)
 Buccaneers, 32-31 (S)
 1990 – Bears, 26-6 (TB)
 Bears, 27-14 (S)
 1991 – Bears, 21-20 (TB)
 Bears, 27-0 (S) sat
 1992 – Bears, 31-14 (S)
 Buccaneers, 20-17 (TB)

1993 – Bears, 47-17 (S)
 Buccaneers, 13-10 (TB)
 1994 – Bears, 21-9 (S)
 Bears, 20-6 (TB)
 1995 – Bears, 25-6 (TB)
 Bears, 31-10 (S)
 1996 – Bears, 13-10 (S)
 Buccaneers, 34-19 (TB)
 1997 – Bears, 13-7 (S)
 Buccaneers, 31-15 (TB)
 1998 – Buccaneers, 27-15 (RJ)
 Buccaneers, 31-17 (S)
 1999 – Buccaneers, 6-3 (RJ)
 Buccaneers, 20-6 (S)
 2000 – Buccaneers, 41-0 (RJ)
 Bears, 13-10 (S)
 2001 – Bears, 27-24 (RJ)
 Bears, 27-3 (S)
 2002 – Buccaneers, 15-0 (IL) sn
 2004 – Buccaneers, 19-7 (RJ)
 2005 – Bears, 13-10 (RJ)
 2006 – Bears, 34-31 (S) +
 2008 – Buccaneers, 27-24 (S) +
 2011 – Bears, 24-18 (WS)

INTERNATIONAL GAMES

The Bears were participants in the NFL's first overseas game when they met the Dallas Cowboys in London in 1986. Since that contest, the American Bowl has expanded to many international sites including Tokyo, Barcelona, Montreal, Sydney and Mexico City. The Bears made a second trip to London in 2011.

Aug. 15, 1960	Bears 16	Giants 7	Varsity Stadium	Toronto, CANADA
Aug. 5, 1961	Bears 34	Montreal Alouettes 16	Molson Stadium	Montreal, CANADA
Aug. 3, 1986	Bears 17	Cowboys 3	Wembley Stadium	London, ENGLAND
Aug. 14, 1988	Bears 21	Vikings 28	Ullevi Stadium	Gothenburg, SWEDEN
Aug. 3, 1991	Bears 7	49ers 21	Olympic Stadium	Berlin, GERMANY
July 27, 1997	Bears 17	Steelers 30	Croke Park	Dublin, IRELAND
Nov. 7, 2010	Bears 22	Bills 19	Rogers Centre	Toronto, CANADA
Oct. 23, 2011	Bears 24	Buccaneers 18	Wembley Stadium	London, ENGLAND



CHICAGO BEARS ALL-TIME SERIES RESULTS



TENNESSEE TITANS

W-6

L-5

T-0

1973 – Bears, 35-14 (S)
 1977 – Oilers, 47-0 (H)
 1980 – Oilers, 10-6 (S)
 1986 – Bears, 20-7 (H)
 1989 – Oilers, 33-28 (S)
 1992 – Oilers, 24-7 (H) mnf
 1995 – Bears, 35-32 (S)
 1998 – Bears, 23-20 (VA)
 2004 – Bears, 19-17 (CO) +
 2008 – Titans, 21-14 (S)

2012 – Bears, 51-20 (CO)



WASHINGTON REDSKINS

W-23

L-23

T-1

1932 – Tie, 7-7 (BO)
 1933 – Bears, 7-0 (W)
 Redskins, 10-0 (W)
 1934 – Bears, 21-0 (BO)
 1935 – Bears, 30-14 (BO)
 1936 – Bears, 26-0 (BO)
1937 – Redskins, 28-21 (W) NFL
 1938 – Bears, 31-7 (W)
 1940 – Redskins, 7-3 (WA)
 Bears, 73-0 (WA) NFL
 1941 – Bears, 35-21 (W)
1942 – Redskins, 14-6 (WA) NFL
 1943 – Redskins, 21-7 (WA)
 Bears, 41-21 (W) NFL
 1945 – Redskins, 28-21 (WA)
 1946 – Bears, 24-20 (W)
 1947 – Bears, 56-20 (WA)
 1948 – Bears, 48-13 (W)
 1949 – Bears, 31-21 (WA)
 1951 – Bears, 27-0 (WA)
 1953 – Bears, 27-24 (WA)
 1957 – Redskins, 14-3 (W)
 1964 – Redskins, 27-20 (DC)
 1968 – Redskins, 38-28 (W)
 1971 – Bears, 16-15 (S)
 1974 – Redskins, 42-0 (DC)
 1976 – Bears, 33-7 (S)
 1978 – Bears, 14-10 (DC) sat
 1980 – Bears, 35-21 (S)
 1981 – Redskins, 24-7 (S)
1984 – Bears, 23-19 (DC) DP
 1985 – Bears, 45-10 (S)
1986 – Redskins, 27-13 (S) DP
1987 – Redskins, 21-17 (S) DP
 1988 – Bears, 34-14 (DC)
 1989 – Redskins, 38-14 (DC)
 1990 – Redskins, 10-9 (DC)

1991 – Redskins, 20-7 (S)
 1996 – Redskins, 10-3 (DC)
 1997 – Redskins, 31-8 (S)
 1999 – Redskins, 48-22 (FF)
 2001 – Bears, 20-15 (FF)
 2003 – Bears, 27-24 (S)
 2004 – Redskins, 13-10 (S)
 2005 – Redskins, 9-7 (FF)
 2007 – Redskins, 24-16 (FF) thu nfln
 2010 – Redskins, 17-14 (S)

DIVISIONAL CHALLENGE

The Bears had a 3-3 record in the NFC North in 2012, sweeping the Lions, splitting a pair with the Vikings while dropping two games to the Packers. Chicago has posted at least one victory over each of their NFC North division opponents in four of the past eight seasons (2005, 2006, 2008, 2010).

BEARS ON MONDAY NIGHT FOOTBALL

Date	Opponent	Site	W/L	Score	Following Week	
Oct. 5, 1970	Detroit Lions	Tiger Stadium	L	14-28	L	MIN
Nov. 29, 1971	Miami Dolphins	Orange Bowl	L	3-24	L	@ DEN
Oct. 23, 1972	Minnesota Vikings	SOLDIER FIELD	W	13-10	W	@ STL
Nov. 12, 1973	Kansas City Chiefs	Arrowhead	L	7-19	L	DET
Oct. 21, 1974	Green Bay Packers	SOLDIER FIELD	W	10-9	L	@ BUF
Oct. 27, 1975	Minnesota Vikings	SOLDIER FIELD	L	9-13	L	MIA
Oct. 10, 1977	Los Angeles Rams	SOLDIER FIELD	W	24-23	L+	@ MIN
Sept. 25, 1978	Minnesota Vikings	SOLDIER FIELD	L	20-24	L+	OAK
Oct. 16, 1978	Denver Broncos	Mile High	L	7-16	L	@ TB
Dec. 4, 1978	San Diego Chargers	Jack Murphy	L	7-40	W	GB
Oct. 6, 1980	Tampa Bay Buccaneers	SOLDIER FIELD	W	23-0	L	@ MIN
Nov. 3, 1980	Cleveland Browns	Cleveland	L	21-27	W	WAS
Sept. 28, 1981	Los Angeles Rams	SOLDIER FIELD	L	7-24	W	@ MIN
Oct. 19, 1981	Detroit Lions	Silverdome	L	17-48	W+	SD
Dec. 3, 1984	San Diego Chargers	Jack Murphy	L	7-20	L	GB
Oct. 21, 1985	Green Bay Packers	SOLDIER FIELD	W	23-7	W	MIN
Dec. 2, 1985	Miami Dolphins	Orange Bowl	L	24-38	W	IND
Sept. 22, 1986	Green Bay Packers	Lambeau Field	W	25-12	W	@ CIN
Nov. 3, 1986	Los Angeles Rams	SOLDIER FIELD	L	17-20	W	@ TB
Dec. 15, 1986	Detroit Lions	Silverdome	W	16-13	W	@ DAL
Sept. 14, 1987	New York Giants	SOLDIER FIELD	W	34-19	W	TB
Nov. 16, 1987	Denver Broncos	Mile High	L	29-31	W	DET
Dec. 14, 1987	San Francisco 49ers	Candlestick	L	0-41	L	@ SEA
Oct. 24, 1988	San Francisco 49ers	SOLDIER FIELD	W	10-9	L	@ NE
Dec. 5, 1988	Los Angeles Rams	Anaheim	L	3-20	W	DET
Dec. 19, 1988	Minnesota Vikings	Metrodome	L	27-28	end of season	
Oct. 2, 1989	Philadelphia Eagles	SOLDIER FIELD	W	27-13	L	@ TB
Oct. 23, 1989	Cleveland Browns	Cleveland	L	7-27	W	LA Rams
Sept. 23, 1991	New York Jets	SOLDIER FIELD	W+	19-13	L	@ BUF
Nov. 11, 1991	Minnesota Vikings	Metrodome	W	34-17	W	@ IND
Dec. 23, 1991	San Francisco 49ers	Candlestick	L	14-52	end of season	
Sept. 21, 1992	New York Giants	SOLDIER FIELD	L	14-27	W	ATL
Nov. 2, 1992	Minnesota Vikings	SOLDIER FIELD	L	10-38	L+	CIN
Dec. 7, 1992	Houston Oilers	Astrodome	L	7-24	W	PIT
Oct. 25, 1993	Minnesota Vikings	SOLDIER FIELD	L	12-19	L	@ GB
Sept. 12, 1994	Philadelphia Eagles	Veterans Stadium	L	22-30	L	MIN
Oct. 31, 1994	Green Bay Packers	SOLDIER FIELD	L	6-33	W	@ TB
Sept. 11, 1995	Green Bay Packers	SOLDIER FIELD	L	24-27	W	@ TB
Oct. 30, 1995	Minnesota Vikings	Metrodome	W	14-6	L+	PIT
Dec. 4, 1995	Detroit Lions	Silverdome	L	7-27	L	@ CIN
Sept. 2, 1996	Dallas Cowboys	SOLDIER FIELD	W	22-6	L	@ WAS
Oct. 28, 1996	Minnesota Vikings	Metrodome	W	15-13	W	TB
Sept. 1, 1997	Green Bay Packers	Lambeau Field	L	24-38	L	MIN
Oct. 27, 1997	Miami Dolphins	Pro Player Stadium	W+	36-33	L	WAS
Oct. 7, 2002	Green Bay Packers	Memorial Stadium*	L	21-34	L+	@ DET
Nov. 18, 2002	St. Louis Rams	Edward Jones Dome	L	16-21	W	DET
Dec. 9, 2002	Miami Dolphins	Pro Player Stadium	L	9-27	W	NYJ
Sept. 29, 2003	Green Bay Packers	SOLDIER FIELD	L	23-38	W	OAK
Oct. 16, 2006	Arizona Cardinals	U. of Phoenix Stad.	W	24-23	W	SF
Dec. 11, 2006	St. Louis Rams	Edward Jones Dome	W	42-27	W+	TB
Dec. 17, 2007	Minnesota Vikings	Metrodome	L	13-20	W	GB
Dec. 22, 2008	Green Bay Packers	SOLDIER FIELD	W+	20-17	L	@ HOU
Dec. 28, 2009	Minnesota Vikings	SOLDIER FIELD	W+	36-30	W	@ DET
Sept. 27, 2010	Green Bay Packers	SOLDIER FIELD	W	20-17	L	@ NYG



CHICAGO BEARS SUNDAY NIGHT FOOTBALL RESULTS

Date	Opponent	Site	W/L	Score	Following Week	
Dec. 20, 2010	Minnesota Vikings	TCF Bank Stadium	W	40-14	W	NYJ
Oct. 10, 2011	Detroit Lions	Ford Field	L	13-24	W	MIN
Nov. 7, 2011	Philadelphia Eagles	Lincoln Financial Field	W	30-24	W	DET
Oct. 1, 2012	Dallas Cowboys	Cowboys Stadium	W	34-18	W	@ JAX
Oct. 22, 2012	Detroit Lions	Soldier Field	W	13-7	W	CAR
Nov. 19, 2012	San Francisco 49ers	Candlestick Park	L	7-32	W	MIN

+ Overtime; *Champaign, IL

Overall Record on Monday Night Football: 25-35 (Home: 14-11, Road: 11-24)

Record the week following MNF: 33-25

At home following MNF home game: 5-3; following MNF road game: 18-7

On the road following MNF home game: 6-11; following MNF road game: 4-4

- The Bears 60 Monday night appearances from 1970-2012 rank eighth in the NFL, behind Miami (78), Dallas (74), San Francisco (68), Denver (65), Oakland (64), Pittsburgh (63) and Washington (61).

BEARS ON SUNDAY NIGHT FOOTBALL

Date	Opponent	Site	W/L	Score	Following Week	
12/6/1987	Minnesota Vikings	Metrodome	W	30-24	L	@ SF
12/3/1989	Minnesota Vikings	Metrodome	L	16-27	L	DET
12/16/1990	Detroit Lions	Silverdome	L	21-38	W	TB
11/8/1992	Cincinnati Bengals	SOLDIER FIELD	L+	28-31	L	@ TB
11/14/1993	San Diego Chargers	Qualcomm Stadium	W	16-13	W	@ KC
9/25/1994	New York Jets (TNT)	Meadowlands	W	19-7	W	BUF
10/5/1997	New Orleans (TNT)	SOLDIER FIELD	L	17-20	L	GB
12/14/1997	St. Louis Rams	Trans World Dome	W	13-10	L	@ TB
11/15/1998	Detroit Lions	Silverdome	L	3-26	L	@ ATL
12/6/1998	Minnesota Vikings	Metrodome	L	22-48	L	@ GB
10/15/2000	Minnesota Vikings	SOLDIER FIELD	L	16-28	L	@ PHI
12/3/2000	Green Bay Packers	SOLDIER FIELD	L	6-28	W	NE
11/25/2001	Minnesota Vikings	Metrodome	W	13-6	W	DET
12/29/2002	Tampa Bay Buccaneers	Memorial Stadium*	L	0-15	end of season	
9/14/2003	Minnesota Vikings	Metrodome	L	13-24	L	@ GB
10/31/2004	San Francisco 49ers	SOLDIER FIELD	W	23-13	W	@ NYG
12/18/2005	Atlanta Falcons	SOLDIER FIELD	W	16-3	W	@ GB
10/1/2006	Seattle Seahawks	SOLDIER FIELD	W	37-6	W	BUF
11/12/2006	New York Giants	Giants Stadium	W	38-20	W	@ NYJ
12/31/2006	Green Bay Packers	SOLDIER FIELD	L	7-26	end of season	
9/23/2007	Dallas Cowboys	SOLDIER FIELD	L	34-10	L	@ DET
10/7/2007	Green Bay Packers	Lambeau Field	W	27-20	L	MIN
9/7/2008	Indianapolis Colts	Lucas Oil Field	W	29-13	L	@ CAR
9/28/2008	Philadelphia Eagles	SOLDIER FIELD	W	24-20	W	@ DET
11/30/2008	Minnesota Vikings	Metrodome	L	14-34	W	JAX
9/13/2009	Green Bay Packers	Lambeau Field	L	15-21	W	PIT
10/18/2009	Atlanta Falcons	Georgia Dome	L	14-21	L	@ CIN
11/22/2009	Philadelphia Eagles	SOLDIER FIELD	L	20-24	L	@ MIN
10/3/2010	New York Giants	New Meadowlands	L	3-17	W	@ CAR
10/16/2011	Minnesota Vikings	Soldier Field	W	39-10	W	@ TB
12/25/2011	Green Bay Packers	Lambeau Field	L	21-35	W	@ MIN
11/11/2012	Houston Texans	Soldier Field	L	6-13	L	@ SF

+ Overtime; *Champaign, IL

Overall Record on Sunday night football: 13-19 (Home: 5-9, Road: 8-10)

Record the week following SNF: 15-15

At home following SNF home game: 2-1; following SNF road game: 5-2

On the road following SNF home game: 4-5; following SNF road game: 4-7

On two occasions, the Bears ended the regular season with a Sunday night game (2002, 2006).

BEARS ON THANKSGIVING DAY

Date	Opponent	Score	Date	Opponent	Score
11/25/1920	@ Chicago Tigers	6-0	11/26/1936	@ Detroit Lions	7-13
11/24/1921	vs. Buffalo All-Americans	6-7	11/25/1937	@ Detroit Lions	13-0
11/30/1922	@ Chicago Cardinals	0-6	11/24/1938	@ Detroit Lions	7-14
11/29/1923	vs. Chicago Cardinals	3-0	11/27/1947	@ Detroit Lions	34-14
11/27/1924	@ Chicago Cardinals	21-0	11/24/1949	@ Detroit Lions	28-7
11/26/1925	vs. Chicago Cardinals	0-0	11/27/1952	@ Dallas Texans*	23-27
11/25/1926	vs. Chicago Cardinals	0-0	11/26/1964	@ Detroit Lions	27-24
11/24/1927	vs. Chicago Cardinals	0-3	11/24/1977	@ Detroit Lions	31-14
11/29/1928	vs. Chicago Cardinals	34-0	11/22/1979	@ Detroit Lions	9-20
11/28/1929	@ Chicago Cardinals	6-40	11/27/1980 +	@ Detroit Lions	23-17
11/27/1930	vs. Chicago Cardinals	6-0	11/26/1981	@ Dallas Cowboys	9-10
11/26/1931	vs. Chicago Cardinals	18-7	11/28/1991	@ Detroit Lions	6-16
11/24/1932	vs. Chicago Cardinals	34-0	11/25/1993	@ Detroit Lions	10-6
11/30/1933	vs. Chicago Cardinals	22-6	11/27/1997	@ Detroit Lions	20-55
11/29/1934	@ Detroit Lions	19-16	11/25/1999	@ Detroit Lions	17-21
11/28/1935	@ Detroit Lions	2-14	11/25/2004	@ Dallas Cowboys	7-21

* Akron, Ohio; + Overtime

Overall Record on Thanksgiving: 16-14-2 (Home: 6-2-2, Road: 10-12-0)

vs. Detroit: 8-7-0; vs. Dallas: 0-3-0; vs. Chicago Cardinals: 7-3-2

vs. Chicago Tigers: 1-0-0; vs. Buffalo All-Americans: 0-1-0

BEARS ON THURSDAY NIGHT FOOTBALL

Date	Opponent	Site	W/L	Score	Following Week	
9/19/1985	Minnesota Vikings	Metrodome	W	33-24	W	WAS
10/17/1991	Green Bay Packers	Lambeau Field	W	10-0	W	@ NO
12/1/1994	Minnesota Vikings	Metrodome	L	23-33	L	@ GB
12/6/2007	Washington Redskins	FedEx Field	L	16-24	L	@ MIN
12/11/2008	New Orleans Saints	SOLDIER FIELD	W+	27-24	W+	GB
11/12/2009	San Francisco 49ers	3COM Park	L	6-10	L	PHI
11/18/2010	Miami Dolphins	Sun Life Stadium	W	16-0	W	PHI
9/13/2012	Green Bay Packers	Lambeau Field	L	10-23	W	STL

Overall Record on Thursday night football: 4-4 (Home: 1-0, Road: 3-4)

Record the week following TNF: 5-3

At home following TNF home game: 1-0; following TNF road game: 3-1

On the road following SNF home game: 0-0; following SNF road game: 1-2

BEARS ON CHRISTMAS DAY

Date	Opponent	Score	Date	Opponent	Score
12/25/2005	@ Green Bay	24-17	12/25/2011	@ Green Bay	21-35

Overall Record on Christmas Day: 1-1-0 (Home: 0-0-0, Road: 1-1-0)

BEARS ON NEW YEAR'S DAY

Date	Opponent	Score	Date	Opponent	Score
1/1/1995	@ Minnesota*	35-18	1/1/2012	@ Minnesota	17-13
1/1/2006	@ Minnesota	10-34			

* Playoff game

Overall Record on New Year's Day: 2-1-0 (Home: 0-0-0, Road: 2-1-0)



BEARS IN OVERTIME

Since overtime was adopted in 1974, the Bears have played in 39 extra periods (40 including a playoff win at home versus Seattle) – which ranks third behind Denver (42) and Arizona (39). Chicago's 22 overtime wins is tied for most in the NFC with Arizona and Washington (37 overtime games), three behind Denver's NFL leading 25 OT wins.

Date	Coin flip winner	Site	Opponent	Score	Elapsed
Oct. 16, 1977	CHICAGO	Minnesota	Minnesota Vikings	L 16-22	6:45
Dec. 18, 1977	NY Giants	New York	New York Giants	W 12-9	14:51
Oct. 1, 1978	CHICAGO	CHICAGO	Oakland Raiders	L 19-25	5:19
Sept. 7, 1980	CHICAGO	Green Bay	Green Bay Packers	L 6-12	6:00
Nov. 27, 1980	CHICAGO	Detroit	Detroit Lions	W 23-17	0:21
Dec. 14, 1980	Cincinnati	CHICAGO	Cincinnati Bengals	L 14-17	4:23
Oct. 25, 1981	CHICAGO	CHICAGO	San Diego Chargers	W 20-17	9:30
Nov. 8, 1981	CHICAGO	Kansas City	Kansas City Chiefs	W 16-13	13:07
Jan. 2, 1983	CHICAGO	Tampa Bay	Tampa Bay Buccaneers	L 23-26	3:14
Sept. 18, 1983	CHICAGO	New Orleans	New Orleans Saints	L 31-34	10:57
Sept. 25, 1983	Baltimore	Baltimore	Baltimore Colts	L 19-22	4:51
Sept. 14, 1986	Philadelphia	CHICAGO	Philadelphia Eagles	W 13-10	5:56
Nov. 30, 1986	CHICAGO	CHICAGO	Pittsburgh Steelers	W 13-10	3:55
Nov. 18, 1990	Denver	Denver	Denver Broncos	W 16-13	13:14
Dec. 2, 1990	CHICAGO	CHICAGO	Detroit Lions	W 23-17	10:57
Sept. 23, 1991	NY Jets	CHICAGO	New York Jets	W 19-13	14:42
Nov. 24, 1991	Miami	CHICAGO	Miami Dolphins	L 13-16	4:11
Nov. 8, 1992	CHICAGO	CHICAGO	Cincinnati Bengals	L 28-31	8:39
Nov. 27, 1994	Arizona	Arizona	Arizona Cardinals	W 19-16	8:11
Dec. 1, 1994	CHICAGO	Minnesota	Minnesota Vikings	L 27-33	5:46
Nov. 5, 1995	CHICAGO	CHICAGO	Pittsburgh Steelers	L 34-37	8:19
Oct. 27, 1997	Miami	Miami	Miami Dolphins	W 36-33	9:25
Nov. 14, 1999	Minnesota	CHICAGO	Minnesota Vikings	L 24-27	3:56
Nov. 21, 1999	CHICAGO	San Diego	San Diego Chargers	W 23-20	4:58
Oct. 28, 2001	San Francisco	CHICAGO	San Francisco 49ers	W 37-31	0:16 *
Nov. 4, 2001	CHICAGO	CHICAGO	Cleveland Browns	W 27-21	2:50
Sept. 29, 2002	CHICAGO	Buffalo	Buffalo Bills	L 27-33	1:58
Oct. 20, 2002	Detroit	Detroit	Detroit Lions	L 20-23	4:48
Nov. 24, 2002	Detroit	CHAMPAIGN	Detroit Lions	W 20-17	6:02
Nov. 14, 2004	CHICAGO	Tennessee	Tennessee Titans	W 19-17	3:17 **
Oct. 30, 2005	Detroit	Detroit	Detroit Lions	W 19-13	6:17
Dec. 17, 2006	Tampa Bay	CHICAGO	Tampa Bay Buccaneers	W 34-31	11:19
Jan. 14, 2007	Seattle	CHICAGO	Seattle Seahawks	W 27-24	4:53 #
Nov. 25, 2007	CHICAGO	CHICAGO	Denver Broncos	W 37-34	4:41
Sept. 21, 2008	Tampa Bay	CHICAGO	Tampa Bay Buccaneers	L 24-27	10:39
Dec. 11, 2008	CHICAGO	CHICAGO	New Orleans Saints	W 27-24	2:46
Dec. 22, 2008	CHICAGO	CHICAGO	Green Bay Packers	W 20-17	3:32
Dec. 28, 2009	CHICAGO	CHICAGO	Minnesota Vikings	W 36-30	5:45
Dec. 11, 2011	CHICAGO	Denver	Denver Broncos	L 10-13	6:20
Dec. 2, 2012	Seattle	CHICAGO	Seattle Seahawks	L 17-23	7:40

23-17 overall: 14-8 at home; 9-9 on the road.

Includes one playoff win.

*NFL record for shortest OT, since eclipsed when Jets beat Buffalo 37-31 with 14 seconds elapsed on 9/8/2002.

**Only the second overtime game to end with a safety. The other was Minnesota vs. the L.A. Rams on 11/5/1989.

BEARS FIRST-TEAM ALL-PROS

1931 - Harold "Red" Grange (B)	1950 - Dick Barwegan (G) George Connor (T) Johnny Lujack (B)	1972 - Dick Butkus (LB)
1932 - Jules "Zuck" Carlson (G) Luke Johnsos (E) Bronko Nagurski (B)	1951 - Dick Barwegan (G) George Connor (T)	1976 - Wally Chambers (DT) Walter Payton (RB)
1933 - Bill Hewitt (E) Joe Kopcha (G) Bronko Nagurski (B)	1952 - George Connor (T)	1977 - Walter Payton (RB)
1934 - Beattie Feathers (B) Bill Hewitt (E) Joe Kopcha (G) Bronko Nagurski (B)	1953 - George Connor (T)	1980 - Walter Payton (RB)
1935 - William Karr (E) Joe Kopcha (G) George Musso (T)	1955 - Bill George (G) Harlon Hill (E) Stan Jones (G) Bill Wightkin (T)	1981 - Gary Fencik (S)
1937 - George Musso (T) Joe Stydahar (T)	1956 - Rick Casares (FB) Bill George (NG) Harlon Hill (LE) Stan Jones (LG) Larry Strickland (C)	1984 - Dan Hampton (DT) Walter Payton (RB) Mike Singletary (LB)
1938 - Dan Fortman (G) Joe Stydahar (T)	1957 - Bill George (NG)	1985 - Jimbo Covert (T) Richard Dent (DE) Steve McMichael (DT) Walter Payton (RB) Mike Singletary (LB)
1939 - Dan Fortman (G) Bill Osmanski (B) Joe Stydahar (T)	1958 - Bill George (NG)	1986 - Jimbo Covert (T) Wilbur Marshall (OLB) Mike Singletary (ILB)
1940 - Dan Fortman (G) Joe Stydahar (T)	1959 - Stan Jones (RG) Bill George (NG)	1987 - Steve McMichael (DT) Mike Singletary (ILB)
1941 - Dan Fortman (G) Sid Luckman (B) George McAfee (B) Bulldog Turner (C)	1960 - Bill George (LB)	1988 - Jay Hilgenberg (C) Mike Singletary (ILB)
1942 - Lee Artoe (T) Gary Famiglietti (B) Dan Fortman (G) Sid Luckman (B) Bulldog Turner (C)	1961 - Bill George (LB)	1989 - Jay Hilgenberg (C) Mike Singletary (ILB)
1943 - Harry Clark (B) Dan Fortman (G) Sid Luckman (B) Bulldog Turner (C)	1963 - Doug Arkins (DE) Mike Ditka (E) Joe Fortunato (LB) Bill George (LB) Richie Petitbon (S) Roosevelt Taylor (S)	1991 - Mike Singletary (ILB)
1944 - Sid Luckman (B) Bulldog Turner (C)	1964 - Mike Ditka (E) Joe Fortunato (LB) Johnny Morris (FL)	1999 - Glyn Milburn (KR)
1946 - Bulldog Turner (C)	1965 - Dick Butkus (LB) Joe Fortunato (LB) Gale Sayers (RB)	2001 - Mike Brown (S) Brian Urlacher (ILB) Ted Washington (DT)
1947 - Sid Luckman (B) Bulldog Turner (C)	1966 - Gale Sayers (RB)	2002 - Brian Urlacher (ILB)
1948 - Bulldog Turner (C)	1967 - Gale Sayers (RB)	2005 - Lance Briggs (OLB) Brian Urlacher (ILB)
	1968 - Dick Butkus (LB) Gale Sayers (RB)	2006 - Robbie Gould (K) Devin Hester (KR) Olin Kreutz (C) Brian Urlacher (ILB)
	1969 - Dick Butkus (LB) Gale Sayers (RB)	2007 - Devin Hester (KR)
	1970 - Dick Butkus (LB) Dick Gordon (WR)	2010 - Devin Hester (PR) Julius Peppers (DE)
		2012 - Brandon Marshall (WR) Charles Tillman (CB)



BEARS IN THE PRO BOWL

1/14/51	Dick Barwegan, G (1) Ray Bray, G (1) George Connor, T/LB (1) Fred Davis, T (1) Johnny Lujack, QB (1) Ed Sprinkle, DE (1) Bulldog Turner, C/LB (1)	1/12/58	Doug Atkins, DE (1) Rick Casares, RB (3) Bill George, LB (4) Kline Gilbert, T (1) Stan Jones, G (3)	1/15/66	Doug Atkins, DE (8) Dick Butkus, LB (1) Mike Ditka, TE (5) Joe Fortunato, LB (5) Gale Sayers, RB (1)
1/12/52	Dick Barwegan, G (2) Ray Bray, G (2) George Connor, T/LB (2) John Dottley, RB (1) Johnny Lujack, QB (2) Ed Sprinkle, DE (2) Bulldog Turner, C/LB (2)	1/11/59	Doug Atkins, DE (2) Rick Casares, RB (4) Joe Fortunato, LB (1) Willie Galimore, RB (1) Bill George, LB (5) Stan Jones, G (4) Fred Williams, DT (3)	1/22/67	Dick Butkus, LB (2) Richie Petitbon, DB (3) Gale Sayers,* RB (2)
1/10/53	Dick Barwegan, G (3) George Connor, T/LB (3) Gene Schroeder, E (1) Ed Sprinkle, DE (3) Fred Williams, DT (1)	1/17/60	Doug Atkins, DE (3) Erich Barnes, DB (1) Rick Casares, RB (5) Bill George, LB (6) Stan Jones, G (5) Fred Williams, DT (4)	1/21/68	Dick Butkus, LB (3) Gale Sayers,* RB (3) Richie Petitbon, DB (4)
1/17/54	George Connor, T/LB (4) Jack Hoffman, E (1) Don Kindt, HB (1) Fred Williams, DT (2)	1/15/61	Doug Atkins, DE (4) Bill George, LB (7) Stan Jones, G (6) Johnny Morris, FL (1)	1/19/69	Dick Butkus, LB (4) Gale Sayers,* RB (4) Roosevelt Taylor, DB (2)
1/16/55	Bill Bishop, T (1) Bill George, LB (1) Harlon Hill, WR (1) Harry "Chick" Jagade,* (1) Ed Sprinkle, DE (4)	1/14/62	Doug Atkins, DE (5) Mike Ditka, TE (1) Bill George, LB (8) Stan Jones, G (7)	1/18/70	Dick Butkus, LB (5) Gale Sayers,* RB (5)
1/15/56	Ed Brown, QB (1) Rick Casares, RB (1) Bill George, LB (2) Harlon Hill, WR (2) Jack Hoffman, E (2) Stan Jones, G (1) Bill Wightkin, T (1)	1/13/63	Doug Atkins, DE (6) Mike Ditka, TE (2) Joe Fortunato, LB (2) Richie Petitbon, DB (1)	1/24/71	Dick Butkus, LB (6) Dick Gordon,* WR (1) Bobby Joe Green, P (1) Cecil Turner, KR (1)
1/13/57	Ed Brown, QB (2) JC Caroline, HB (1) Rick Casares, RB (2) Bill George, LB (3) Harlon Hill, WR (3) Stan Jones, G (2) McNeil Moore, HB (1) Larry Strickland, C (1)	1/12/64	Doug Atkins, DE (7) Mike Ditka, TE (3) Joe Fortunato, LB (3) Joe Marconi, RB (1) Richie Petitbon, DB (2) Mike Pyle, C (1) Roosevelt Taylor, DB (1) Bill Wade, QB (1)	1/23/72	Dick Butkus, LB (7) Dick Gordon, WR (2)
		1/10/65	Mike Ditka, TE (4) Joe Fortunato, LB (4) Johnny Morris,* FL (2)	1/21/73	Dick Butkus, LB (8) Ron Smith, KR (1)
				1/20/74	Wally Chambers, DT (1)
				1/20/75	None
				1/26/76	Wally Chambers, DT (2)
				1/17/77	Wally Chambers, DT (3) Walter Payton, RB (1)
				1/23/78	Allan Ellis, CB (1) Walter Payton,* RB (2)
				1/29/79	Walter Payton, RB (3)
				1/27/80	Walter Payton, RB (4)
				2/1/81	Gary Fencik, S (1) Dan Hampton, DE (1) Walter Payton, RB (5)

1/31/82	Gary Fencik, S (2)	2/7/88	Dave Duerson, S (3) Jay Hilgenberg, C (3) Wilber Marshall, LB (2) Steve McMichael, DT (2) Mike Singletary, LB (5)	2/6/94	Mark Carrier, S (3) Richard Dent, DE (4) Donnell Woolford, CB (1)
2/6/83	Dan Hampton, DT (2)			2/5/95	None
1/29/84	Walter Payton, RB (6) Mike Singletary, LB (1)	1/29/89	Neal Anderson, RB (1) Mark Bortz, G (1) Dave Duerson, S (4) Jay Hilgenberg, C (4) Mike Singletary, LB (6)	2/4/96	None
1/27/85	Todd Bell, S (1) Richard Dent, DE (1) Dan Hampton, DT (3) Walter Payton, RB (7) Mike Singletary, LB (2)	2/4/90	Neal Anderson,* RB (2) Jay Hilgenberg, C (5) Mike Singletary, LB (7)	2/2/97	None
2/2/86	Jim Covert, T (1) Richard Dent, DE (2) Dave Duerson, S (1) Dan Hampton, DE (4) Jay Hilgenberg, C (1) Jim McMahon, QB (1) Walter Payton, RB (8) Mike Singletary, LB (3) Otis Wilson, LB (1)	2/3/91	Neal Anderson,* RB (3) Mark Bortz,* G (2) Mark Carrier, S (1) Richard Dent, DE (3) Jay Hilgenberg, C (6) Mike Singletary, LB (8)	2/7/99	None
2/1/87	Jim Covert, T (2) Dave Duerson, S (2) Wilber Marshall, LB (1) Steve McMichael, DT (1) Jay Hilgenberg, C (2) Walter Payton, RB (9) Mike Singletary, LB (4)	2/2/92	Neal Anderson,* RB (4) Mark Carrier, S (2) Shaun Gayle, S (1) Jay Hilgenberg, C (7) Mike Singletary, LB (9)	2/6/00	Glyn Milburn, KR (1, 2)
		2/7/93	Mike Singletary, LB (10)	2/4/01	Brian Urlacher, LB (1)
				2/9/02	Olin Kreutz, C (1) Brian Urlacher, LB (2) Ted Washington, DT (1, 4) Larry Whigham, S (1, 2) James Williams, OT (1)
				2/2/03	Marty Booker, WR (1) Olin Kreutz, C (2) Brian Urlacher, LB (3)
				2/8/04	Jerry Azumah, KR (1) Olin Kreutz,* C (3) Brian Urlacher, LB (4)

NFC CENTRAL ALL-TIME STANDINGS

(from 1967-2001)

	Overall record				Since 1977			
	W	L	T	Pct	W	L	T	Pct
Minnesota	310	215	5	.590	212	177	1	.545
Division Titles: 1968, 69, 70, 71, 73, 74, 75, 76, 77, 78, 80, 89, 92, 94, 98, 2000								
Green Bay	259	261	10	.498	196	190	4	.508
Division Titles: 1967, 72, 95, 96, 97								
BEARS	258	270	2	.489	209	181	0	.536
Division Titles: 1984, 85, 86, 87, 88, 90, 2001								
Detroit	235	286	9	.452	166	223	1	.427
Division Titles: 1983, 91, 93								
Tampa Bay	148	241	1	.381	148	241	1	.381
Division Titles: 1979, 81, 99								

- There was no division winner in 1982 due to the players' strike. The top eight teams from each conference advanced to the post-season. Green Bay advanced with a 5-3-1 record.
- Tampa Bay joined the NFL as an expansion franchise in 1976 and was placed in the AFC West with the understanding that they would switch to the NFC Central in 1977.



BEARS IN THE PRO BOWL

2/13/05	Olin Kreutz,* C (4)	2/10/08	Brendon Ayanbadejo, ST (2) Lance Briggs,* LB (3) Tommie Harris,* DT (3) Devin Hester, KR (2)	2/5/12	Lance Briggs,* LB (7) Matt Forté, RB (1) Corey Graham, ST (1) Julius Peppers, DE (2, 7) Charles Tillman, CB (1) Brian Urlacher,* LB (8)
2/12/06	Lance Briggs, LB (1) Mike Brown,* S (1) Tommie Harris, DT (1) Olin Kreutz,* C (5) Brian Urlacher,* LB (5) Nathan Vasher, CB (1)	2/8/09	Lance Briggs, LB (4)		
2/10/07	Brendon Ayanbadejo, ST (1) Lance Briggs,* LB (2) Robbie Gould, PK (1) Tommie Harris,* DT (2) Devin Hester, KR (1) Olin Kreutz,* C (6) Brian Urlacher,* LB (6) Ruben Brown, G (1, 9)	1/31/10	Lance Briggs,* LB (5) Johnny Knox, KR (1)	1/27/13	Tim Jennings, CB (1) Brandon Marshall,* WR (1, 4) Henry Melton, DT (1) Julius Peppers, DE (3, 8) Charles Tillman, CB (2)
		1/30/11	Lance Briggs,* LB (6) Devin Hester, KR (3) Julius Peppers, DE (1, 6) Brian Urlacher,* LB (7)		

* Did not play due to injury; * Denotes game's outstanding player; () Number in parentheses indicates Pro Bowl appearances. If multiple numbers are listed, Bears total listed first followed by total appearances



2013 Chicago Bears Pro Bowlers: Henry Melton, Julius Peppers, Charles Tillman and Tim Jennings.

In memory of Brian Piccolo, each season since 1970 a Bears rookie has been honored with the Brian Piccolo Award. In 1992, the award was expanded to include a veteran as well. The Piccolo Award is a special honor voted on by Bears players only, who select a teammate they feel best exemplifies the courage, loyalty, teamwork, dedication and sense of humor of the late Brian Piccolo.

Brian Piccolo signed with the Bears as a free agent out of Wake Forest in 1965-the same year Hall of Famer Gale Sayers was drafted. The two became roommates, and Piccolo's support of Sayers through a devastating knee injury, as well as Sayers' devotion when Piccolo was stricken with cancer in 1969, became the stuff of legend. Piccolo was in his fourth season when a chest x-ray revealed a malignancy. Several months later on June 16, 1970, he died at age 26 from embryonal cell carcinoma.

Following his death, the Brian Piccolo Cancer Research Fund was established and proceeds were sent to the Sloan-Kettering Cancer Center in New York for research on embryonal cell carcinoma. At the time Piccolo died, the disease was 100% fatal, but today the cure rate is more than 50%.

With that victory, proceeds from the Brian Piccolo Cancer Research Fund now benefits breast cancer research at Rush Medical Center and provides support to the Clearbrook Center for the developmentally disabled in Arlington Heights.

Since turning its attention to the fight against breast cancer, the Brian Piccolo Cancer Research Fund, as well as all those who have generously joined in its efforts, has raised over \$8 million for research since 1991. The fund remains active and welcomes the interest of contributions of others who share its commitment to breast cancer research and to the memory of Brian Piccolo.



ALL-TIME PICCOLO AWARD WINNERS

1970 - Glen Holloway (G)	1993 - Tom Waddle (WR), Myron Baker (LB), Todd Perry (T)	2004 - Olin Kreutz (C), Tommie Harris (DT)
1971 - Jerry Moore (S)		2005 - John Tait (T), Chris Harris (S)
1972 - Jim Osborne (DT)		2006 - Olin Kreutz (C), Devin Hester (PR/KR)
1973 - Wally Chambers (DT)	1994 - Shaun Gayle (S), Raymont Harris (RB)	2007 - Brian Urlacher (LB), Greg Olsen (TE)
1974 - Fred Pagac (TE)	1995 - Erik Kramer (QB), Rashaan Salaam (RB)	2008 - Charles Tillman (CB), Matt Forte (RB)
1975 - Roland Harper (RB)	1996 - Chris Zorich (DT), Bobby Engram (WR)	2009 - Olin Kreutz (C), Johnny Knox (WR/KR)
1976 - Brian Baschnagel (WR)	1997 - Ryan Wetnight (TE), John Allred (TE), Van Hiles (S)	2010 - Anthony Adams (DT), J'Marcus Webb (T)
1977 - Ted Albrecht (T)	1998 - Bobby Engram (WR), Tony Parrish (S)	2011 - Nick Roach (LB), Stephen Paea (DT)
1978 - John Skibinski (RB)	1999 - Marcus Robinson (WR), Jerry Azumah (DB)	2012 - Charles Tillman (CB), Julius Peppers (DE), Shea McClellin (DE)
1979 - Dan Hampton (DE)	2000 - Clyde Simmons (DE), Brian Urlacher (LB)	
1980 - Bob Fisher (TE)	2001 - James Williams (T), Anthony Thomas (RB)	
1981 - Mike Singletary (LB)	2002 - Phillip Daniels (DE), Alex Brown (DE)	
1982 - Jim McMahon (QB)	2003 - Olin Kreutz (C), Charles Tillman (CB)	
1983 - Jim Covert (T)		
1984 - Shaun Gayle (DB)		
1985 - Kevin Butler (K)		
1986 - Neal Anderson (RB)		
1987 - Ron Morris (WR)		
1988 - James Thornton (TE), Mickey Pruitt (LB)		
1989 - Trace Armstrong (DE)		
1990 - Mark Carrier (S)		
1991 - Chris Zorich (DT)		
1992 - Mike Singletary (LB), Troy Auzenne (T)		



CHICAGO BEARS ED BLOCK COURAGE AWARD



The Ed Block Courage Award Foundation is dedicated to improving the lives of abused, neglected and at-risk children and ending the cycle of abuse. The purpose is to raise Awareness and Prevention of child abuse. That objective is coupled with the Foundation's commitment to celebrating players of inspiration in the NFL.

The award recipient symbolizes professionalism, great strength and dedication. He is also a community role model. With this honor he enters into association which contrasts his fierce profession by becoming a major component of the Courage House national support network. He becomes a crusader for victims of abuse, violence and neglect.

Each year, the Ed Block Courage Awards honors those National Football League players who exemplify commitments to the principles of sportsmanship and courage. This award is unique in that the recipients are selected solely by a vote of their teammates. Every fall, each of the thirty two teams conduct a vote which results in each team selecting their Ed Block Courage Award recipient for the year.

The Ed Block Courage Award began in Baltimore in honor of Eddie Block, former head athletic trainer of the Baltimore Colts. Eddie Block and his wife dedicated their lives to helping children in distress as foster parents and advisers. There are 16 Courage Houses presently connected with NFL teams, locally the Maryville Academy in Des Plaines.

Ed McCaskey was the 1992 Honorary National Champion of the 14th Annual Ed Block Courage Awards. Each offseason Maryville Academy hosts a luncheon to promote awareness for the award and its causes. The proceeds go to the Ed McCaskey scholarship winners at Maryville which has been the Chicago Courage House since 1992.

Since its inception, the Foundation, through its charter with the Courage House National Support Network for Kids, and an affiliation with the National Football League and Professional Football Athletics Trainers Society has helped to provide hope to countless children and raised millions of dollars.



Former Bears linebacker Nick Roach was the Chicago Bears 2012 recipient of the Ed Block Courage Award.

CHICAGO BEARS ED BLOCK COURAGE AWARD HONOREES

1984 Danny Rains	1997 James Williams	2010 Anthony Adams
1985 Mark Bortz	1998 John Thierry	2011 Brian Urlacher
1986 Mike Tomczak	1999 Ryan Wetnight	2012 Nick Roach
1987 Ron Morris	2000 Clyde Simmons	
1988 Glen Kozlowski	2001 Jim Miller	
1989 Ron Rivera	2002 Ted Washington	
1990 Lemuel Stinson	2003 Dustin Lyman	
1991 John Wojciechowski	2004 Marc Colombo	
1992 Shaun Gayle	2005 Ruben Brown	
1993 Keith Van Horne	2006 Rex Grossman	
1994 Kevin Butler	2007 Tommie Harris	
1995 Vinson Smith	2008 Charles Tillman	
1996 John Mangum	2009 Israel Idonije	



**CHICAGO BEARS
ADDITIONAL
INFORMATION**



Bears President & CEO Ted Phillips led the franchise to one of the team's greatest off-field achievements with the construction of the lakefront improvement plan which included the new football stadium within the confines of historic Soldier Field. The Bears are entering their 11th season in the new stadium, playing the inaugural campaign in 2003. The aggressive construction schedule lasted just 20 months-from the Bears last home game of the 2001 season (vs. PHI, Jan. 19, 2002) until re-opening against Green Bay on Sept. 29, 2003. The project earned many honors for design excellence and was named Midwest Construction magazine's overall Project of the Year in 2003.

- November, 2000-Bears President and CEO Ted Phillips and his team of experts answer questions and concerns of the Illinois General Assembly at the State Capitol. After three days of gathering support, the Illinois House and Senate passed Bill 1284 on Nov. 30, 2000, authorizing the Illinois Sports Facilities Authority to issue approximately \$406 million in bonds to help finance the \$630 million project.

The debt service on the bonds were paid from the surplus and projected growth of the existing two percent Chicago local hotel tax plus a local distributive tax and state hotel tax subsidy. The remaining \$200 million was contributed by the Chicago Bears, including a \$100 million loan from the National Football League.

- Nov. 15, 2000-The City of Chicago's Lakefront Improvement Plan was announced publicly by Mayor Richard M. Daley.

The project replaced parking lots with 17 acres of new parkland, built an underground parking structure to serve the Museum Campus and Soldier Field, created easier access to the Museum Campus and added other amenities giving Chicagoans and tourists the ability to enjoy the lakefront year-round.

- Jan. 5, 2001-Governor George Ryan signed House Bill 1284, designed to help fund a new stadium and enhance Chicago's lakefront.

The following is a number of facts concerning different elements of the Soldier Field project and the Lakefront Initiative:

LAKEFRONT IMPROVEMENTS

The project created approximately 17 acres of additional waterfront parkland for public enjoyment. This green space was programmed for year-round public uses such as a sledding hill, winter garden, a terraced park, an area for outdoor museum exhibits and other features.

The year-round parking facility created 2,500 new underground parking spaces immediately adjacent to the Field Museum and Shedd Aquarium and 3,100 outdoor spaces between the stadium and McCormick Place to ensure Chicago's great tailgating tradition continues.

SOLDIER FIELD IMPROVEMENTS

The stadium features increased sideline seating from 40% of seats to over 60%, an increased number of new and improved restrooms (over 1,000 restroom fixtures) plus more variety and access at over 350 concession points of sale, three-level United Club lounge, a Bears Ring of Honor throughout the mezzanine level, a Bears Den gallery depicting historical events from Soldier Field's past and a bas-relief of George Halas.

Above and beyond the Bears games, the new Soldier Field is capable of hosting an increasing number of athletic events, prime concerts, and large civic, cultural and educational gatherings. The unique design allows for easy stage setup and takedown, along with a field that can accommodate international soccer events.

FUNDING THE LAKEFRONT IMPROVEMENT PLAN

The Bears made a \$224 million contribution to this project, pay annual rent of \$5.7 million and accepted the cost overrun risks on the project. The entire cost of the Lakefront Project (\$630 million) was raised without asking for taxpayers' money. The plan was supported through a local City of Chicago hotel tax which is already in existence. There was no extension or increase of any taxes and the hotel tax was principally paid by visitors and tourists.

PRESERVING HISTORY


The historic colonnades and historic South Wall remained untouched as the new stadium was built within the existing exterior of Soldier Field. The Memorial Water Wall honors all soldiers who have served in the United States Armed Forces. The Wall serves as an educational piece for families and visitors of the museum campus. A Doughboy statue was erected at the entrance of Gate O and the south concourse features a Medal of Honor tribute.

The Chicago Bears would like to thank our Hall of Fame Partners for their efforts toward making the fan experience exciting for all:



The official bank of the Bears.





Following 31 seasons of football along the shores of Lake Michigan (pictured, left), the Bears took a brief one-year hiatus from Soldier Field in 2002, playing home games at Memorial Stadium in Champaign so construction of the new Soldier Field (right) could be completed. The first game in the new stadium was Sept. 29, 2003 against division rival Green Bay. The Bears first season at the old venue was in 1971 after spending 50 seasons at Wrigley Field. Soldier Field was opened in 1924 as a 45,000-seat Municipal Grant Park Stadium. The first football game played on its field was November 22, 1924, as a capacity crowd watched Notre Dame edge Northwestern, 13-6.

It hosted the first boxing event which drew a gate of over \$2.5 million (Dempsey-Tunney, 1927), the first ski meet held in a stadium, and the all-time largest football crowd (123,000). The largest crowd for any event in Soldier Field was 260,000 on Sept. 8, 1954, for the Catholic Church's Marian Year Tribute.

The 100,000-seat stadium was dedicated November 27, 1926, with Army battling Navy to a 21-21 tie. The all-time collegiate attendance record of 123,000-plus was established Nov. 26, 1927 as Notre Dame beat Southern Cal 7-6. In the first professional game at the then-mammoth stadium, the Bears defeated the Chicago Cardinals 10-0 on November 11, 1926.

Plans for the stadium started in 1919 as a memorial to the soldiers of WWI. Soldier Field stood on 10,000 pile foundations driving an average depth of 62.5 feet through fill that replaced the lake waters. The new stadium continues to be owned, maintained and operated by the Chicago Park District.

Other stadium notes since the Bears moved to Soldier Field:

- 1971 – September 19, Chicago defeats the Pittsburgh Steelers 17-15 before capacity crowd of 55,701 in the Bears' first game since moving from Wrigley.
- 1979 – The stadium undergoes major reconstruction and renovation prior to the season including new lighting, playing surface, and locker rooms; rebuilding of seating area (new chairbacks, armrests, seats); and improvement of sightlines.
- 1982 – Additional rebuilding of seating areas was completed as well as new concourses with more restrooms and concession areas. A new press box, 60 deluxe skyboxes, and a new scoreboard were also built. Capacity is increased to 66,030.
- 1988 – Surface was changed from artificial turf to natural grass, and 56 skyboxes were added along south rim (increasing the total to 116). Capacity is increased to 66,946.
- 1992 – Four seats are added increasing the capacity to 66,950.
- 1994 – The Park District spends millions to refurbish the stadium for the World Cup soccer tournament. Capacity is reduced by six to 66,944.
- 2000 – Mayor Daley announces Lakefront Redevelopment Project (11/15).
- 2001 – Project receives state and city approval.
- 2002 – Demolition begins on stadium immediately following playoff game (1/19).
- 2003 – Bears return to Soldier Field with Monday night re-opening on September 29 against Green Bay. Capacity is set at 61,500, over 5,000 fewer seats than the old stadium and the second smallest venue in the NFL.

Located on the west side of the stadium on the street-level main concourse, the bas-relief sculpture marks the gateway for a stadium visitor's trip through the history of the Chicago Bears.

Pure and simple, he loved this game that was as uncluttered and uncompromising as he was. Its requirements were courage, endurance, self-discipline and a competitive spirit. These were his prerequisites, too.

His teams played the game the same way he did-tough, aggressive and smart.

Often graced by a running back of exceptional ability, the Bears were always marked by a punishing defense that never stopped coming at you.

George Halas was a founder of the NFL and a pioneer of the Chicago Bears. His devotion to both over the decades helped them grow to prominence.

We will always remember his energy, his joy in competing, and his passion for his beloved Bears and Bear fans.

bas-relief inscription

The bas-relief is a time-line describing George Halas' contribution to the world of football and the history of the Chicago Bears.

Hall of Famers date back from the 1920's when George Halas founded the Chicago Bears, and represent different decades of team history.

The tremendous energy and influence of the two large George Halas reliefs tells the story and balances all of the action. George S. Halas is without doubt the overriding presence in the sculpture.

The laser-etched imagery shows the team in the 1920's - also Halas and his team celebrating a 1940's win against the Washington Redskins, fan images from Wrigley Field, a photo of Halas with George Jr. and Paddy Driscoll, and a fan grouping from the 1980's. Integrated in the composition is the famous "T" formation that George Halas invented.



TRIBUTE TO GEORGE S. HALAS AND THE LEGACY OF THE CHICAGO BEARS

Sculpted by Julie Rotblatt-Amrany

Timeless Creations, Inc. in conjunction with Portraits/Chicago Inc.

- Specs: 26 1/2 feet high x 15 3/8 feet wide
- Approx. 11,500 pounds
- White bronze on black absolute granite with laser-etched imagery
- George Halas = 8 feet high

- Bust of George Halas = 6 feet high
- Eight Hall of Fame players range 3 - 6 feet high
- Players are: Mike Singletary, Walter Payton, Dick Butkus, Gale Sayers, Bill George, Sid Luckman, Bronko Nagurski and Red Grange



THE BEARS DEN

Located on the lower concourse of the west grandstands, the Bears Den offers a dramatic, visual walk through Chicago Bears history.

THE DOUGHBOY STATUE

Just inside Gate 0 in the Grand Concourse stands the restored Doughboy Statue. Originally installed in Chicago's Garfield Park in the early 1930s, four decades later it was damaged, debased, but not forgotten. Chicago sculpture conservator Andrzej Dajnowski meticulously recast the missing parts and refurbished the entire statue and base to its original condition and it joins the other memorials to the American fighting men and women at Soldier Field.



Chicago Bears Hall of Fame greats are honored on the mezzanine level Ring of Honor. The 27 Chicago Bears enshrined in the Pro Football Hall of Fame in Canton, Ohio, are the most of any team in the NFL.



THE MEMORIAL WATER WALL

The Memorial Water Wall, a 280-foot long wall of polished green granite with eight medallions honoring the different branches of the armed services, flanks the walkway that leads into the north entrance of the stadium. A veil of water continuously flows over the sculptured memorial.



What time do the parking facilities and stadium gates open?

Parking facilities surrounding the stadium open four hours prior to kickoff. Gates open two hours before kickoff.

Where is Will Call located?

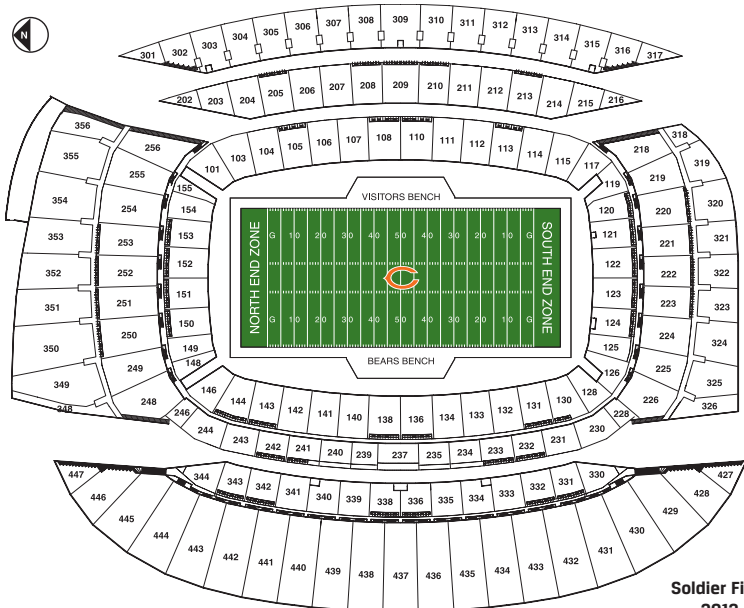
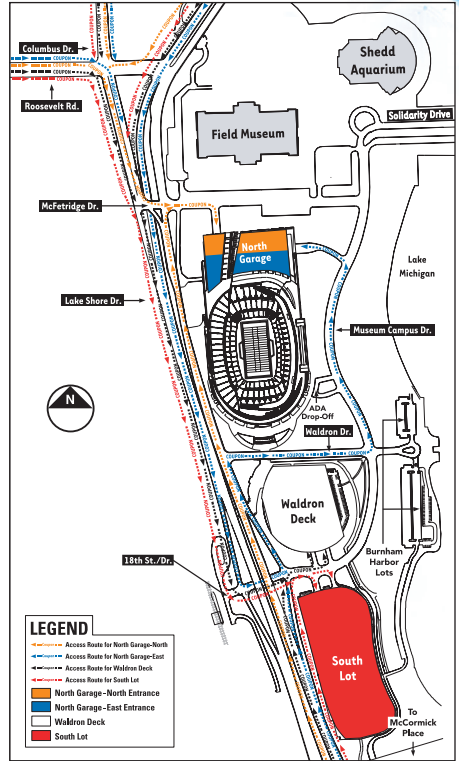
Outside Gate 10 at the southeast corner of the stadium.

WALKING DIRECTIONS FROM PRESS BOX TO LOCKER ROOM

Take elevator to concourse level. Take left out of elevator and through Field Access door. Take a right at the bottom of steps and follow corridor to west side of the stadium. From field, exit stadium at North west entrance. Turn left into interior corridor. Postgame interview room is fourth room on left. Locker room is first door on the left. Visiting locker room is at the northeast corner of the stadium.

WALKING DIRECTIONS FROM PRESS BOX TO STADIUM EXIT

Take elevator to concourse level. Exit through Press Entrance at Gate 14.



**Soldier Field
2013**



Architect's rendering of the new west addition to Halas Hall along with a new entry canopy leading to the main lobby.

The Chicago Bears moved into Halas Hall at Conway Park on March 3, 1997. The 38-acre complex is located in Lake Forest off of Route 60 just east of the Tri-State Tollway, approximately four miles from the former Halas Hall. The building is dedicated to Bears' founder, president and coach George Halas. The original Halas Hall, on the Lake Forest College campus, was dedicated by coach Halas in the name of his son, Mugs, in 1979.

The complex underwent a construction project following the 2012 season to expand and upgrade the Bears headquarters to enhance the football and business operations while providing new opportunities and experiences for fans visiting the team facility.

The upgrade increased the 100,000-square facility with an additional 30,000-square feet of working space to accompany 2 1/2 outdoor practice fields, surrounded by a jogging path. One of the two 100-yard outdoor fields is equipped with 14 miles of underground heating tubes, enabling the grass to remain soft and growing into early winter, as well as five miles of drain tubing that can capture and disperse nine inches of rainfall per hour and 2.5 miles of cooling pipes for the grass roots.

The construction of 2013 expanded the weight room from 7,000 to 8,500-square feet and features new lighting. The locker room was upgraded with additional and reconfigured lockers and new carpeting. Existing and newly-created meeting rooms feature enhanced technology.

ED McCASKEY MEMORIAL GARDEN AND THE WALTER PAYTON CENTER

The team's indoor practice facility, the Walter Payton Center, was renovated during the summer of 2005 while construction of the Ed McCaskey Memorial Garden was completed in June, 2005.

The Walter Payton Center is a rigid structure, opposed to the inflated "bubble" the team used from 1990-96, and includes a full 100-yard field. The structure is 85 feet high, 200 feet wide and 400 feet long. The renovation included removal of the existing fabric roof and cladding on the outside of the building, replacement of the end walls and installation of a new, state-of-the-art synthetic turf and two-lane running track. A new heating and de-humidification system was also installed.

Located south of Halas Hall, the Ed McCaskey Memorial Garden is a beautifully landscaped, clover-leaf-shaped garden bordered by a 30" stone seat wall and piers. A winding gravel road from Halas Hall leads to the opening of the garden where a variety of trees, shrubs and perennials have been planted.



Walter Payton Center



Ed McCaskey Memorial Garden



The south addition to Halas Hall includes a broadcast studio and conference center along with increased media space and a two-level entryway with interactive displays, video monitors and memorabilia.

A state-of-the-art event center includes a 4,000-square foot broadcast studio and conference center that can host as many as 200 people for both events and original programming. The two-level entryway to the event center will feature interactive digital displays, video monitors and memorabilia, including some never-before featured pieces of Bears history such as the 1963 NFL championship trophy. A new press conference room and a relocated media courtyard was also added along with increased work space for media members.

The old Halas Hall on the campus of Lake Forest College had 32,000 square feet of space, while the new building has over 130,000. In fact, the entire former Halas Hall would fit into the basement of the new building. Furthermore, the old locker room was 1,400 square feet, while the new one is about 3,000, features new lighting and has 75 lockers and four natural light wells. The weight room is now almost five times the size of the 1,800-square foot workout area at the old building. The glass wall on the east side of the weight room is 28 feet high, perfect for viewing the white-tailed deer on their evening romps across the complex grounds. A two-lane lap pool is behind the weight room and its sixty-foot lanes have built-in resistance currents. The training room is over five times the size of its predecessor and boasts a doctor's office, x-ray facility, medical records storeroom, casting room, whirlpool, cold-dip plunge, steam room and sauna. The football needs are met with eight classrooms, two large meeting rooms/classrooms and a 150-seat auditorium capable of hosting seminars and press conferences.

The Bears also added a practice viewing suite on the second level of Halas Hall. The 40-person suite overlooks the team's practice fields and features many of the amenities of game suites at Soldier Field. A new kitchen and dining facility, including an outdoor patio, was also added. The dining room has the ability to hold up to 100 people. Additional conference room and staff offices were also added throughout Halas Hall.

The Bears headquarters also has a new entry into the main lobby and 105 additional parking spaces. The architectural style is consistent with that of the original building. A main focal point is the entry point to the main lobby, featuring the classic Bears "C" on an impressive portico.

HISTORY OF CHICAGO BEARS HEADQUARTERS

4356 West Washington Boulevard.....	Chicago.....	1923-1926
111 West Washington Boulevard, Room 401	Chicago.....	1926-1930
111 West Washington Boulevard, Room 423.....	Chicago.....	1930-1934
37 South Wabash Avenue.....	Chicago.....	1934-1947
233 West Madison Street	Chicago.....	April 28, 1947-1961
173 West Madison Street.....	Chicago.....	Feb. 1, 1961-1976
55 East Jackson Boulevard.....	Chicago.....	Feb. 1, 1976-1985^
250 North Washington Road	River Forest	1979-1997^
1920 Football Drive*	River Forest	March 3, 1997-Present

*Originally 1000 Football Drive until changed in 2011 to 1920 Football Drive to reflect the franchises' founding year (1920). ^There were a few years of overlap between the two buildings, with staff in both locations.

**STALEY**

- Staley performs at over 300 events throughout the Chicagoland area each year. These include both paid appearances and community outreach-based events.
- Staley's appearance range is generally an 80-mile radius of Chicago, but exceptions can be made on an individual basis.
- Staley has performed both private and public appearances throughout the United States and abroad, including Super Bowls, Pro Bowls, London and Hong Kong's Chinese New Year Parade.

GENERAL APPEARANCES:

- BIRTHDAY PARTIES
- CHARITY EVENTS
- SPECIAL EVENTS (Parades, Corporate functions, Weddings, etc.)
- STALEY'S DANCE EXPRESS
- MASCOT TRAINING and CLINICS

SCHOOL SHOWS:**BEAR DOWN ON BULLIES**

The all-new "Bear Down on Bullies" assembly discusses 5 types of bullies (big-mouth bully, hands-on bully, butt-out bully, cyber-bully, all-around bully), and proper ways for your students to deal with bullying. Staley shares his own experiences with his very own bully, Fluffy. A strong emphasis is placed on a team concept approach to school, and how your students can help foster a positive learning environment. Additionally, each school will receive a player-autographed "Bear Down on Bullies" banner to display.

FIRST AND GOAL SHOW: HOW TO SCORE A TOUCHDOWN FOR A HEALTHY LIFE

Performed in front of over 30,000 students a year, The Chicago Bears are proud to present the most informative, hands-on, educational school assembly in the NFL! First and Goal was created by Staley to educate today's youth about the benefits of living a healthy life. Staley and his MC will jumpstart your child's desire to begin living a smarter and healthier life by combining education, comedy and super-cool prizes into this high-energy show!

TACKLE READING:

"Tackle Reading" was created by Staley to promote his love and enthusiasm towards reading and learning. Now in its sixth year, Staley is inviting all elementary-age students to participate in this fun-filled incentive-based program. Staley is challenging all students to take his "Tackle Reading Challenge" for a chance to win an ultimate Bears experience at Halas Hall.

ALL SCHOOL PEP RALLIES

Motivating students to excel in their studies can sometimes prove challenging. Staley has developed an assortment of assemblies designed to encourage students to give it their best. Staley will also work with school administrators to develop an interactive, high-energy, 45-minute show customized toward your school's specific needs. Assembly topics include: Staley's Back To School "Kick Off", "How to Handle That ISAT", and general field day/school picnic appearances.

EVENTS**Run with Staley**

A one-mile children's race, held annually at Bears Training Camp in Bourbonnais, IL, on the campus of Olivet Nazarene University. Race participants receive a t-shirt and medal of participation. They are also treated to lunch and a First and Goal Show upon completion of the race. A 100-yard dash is provided for younger race participants.

STALEY da BEAR

DRAFTED: 1st Round, Chicago Bears, 8/6/03

ABOUT STALEY: Staley is responsible for entertaining Bears fans young and old. Staley loves to "bust-a-move" and shake what his mama gave him. He is highly skilled with a fishing pole, enjoys playing the drums, and exercising regularly. Staley is best friends with Pooh, Smokey, and Yogi. His former girlfriends include Britney Sbeers, Christina Aguibeara and Bearoncé.

For additional information or questions, contact Chicago Bears mascot coordinator Scott Adams at (312) 739-5385 or via email scott.adams@bears.nfl.net.

The Bears summer training camp home is Olivet Nazarene University in Bourbonnais, Ill., located approximately 60 miles south of Chicago. The Bears have held training camp at ONU each year since 2002, following 18 years at the University of Wisconsin-Platteville. ONU's campus provides the Bears with five practice fields (including Ward Field, the school's football stadium), air-conditioned locker rooms and dining facility, a weight room, meeting rooms, dorms for players, staff and media.

INFO: General Camp: 815/928-5821
Media Relations: 815/928-5868
Administration: 815/928-5822
PR Fax: 815/928-5498

Chicago Bears
c/o Olivet Nazarene
One University Avenue
Bourbonnais, Ill. 60914

DATES: Practices begin Thursday, July 25. The Bears will be in Bourbonnais through Wednesday, August 14, with the exception for preseason travel, August 9, traveling to Charlotte, N.C. for a preseason game against the Carolina Panthers.

PRACTICES: Practice times are subject to change, but tentatively begin one of three times each day, 2 p.m., 2:30 p.m. or 7 p.m. Each practice is approximately three hours long on the Olivet Nazarene campus and are open to the public free of charge.

MEDIA: Credentials are required to cover practices and press conferences. They can be obtained in the Tigers Den located in the Leslie Parrott Convocation Athletic Center. The media work room, equipped with phones, is also located in the Tigers Den.

TRAINING CAMP HISTORY:

2002-	Olivet Nazarene University, Bourbonnais, Illinois
1984-2001	University of Wisconsin-Platteville, Wisconsin
1975-83	Lake Forest College, Lake Forest, Illinois
1944-74	St. Joseph's College, Rensselaer, Indiana
1935-43	St. John's Military Academy, Delafield, Wisconsin
1934	Lane Tech High School, Chicago, Illinois
1933	University of Notre Dame, South Bend, Indiana

DIRECTIONS TO BOURBONNAIS FROM CHICAGO: (approximately 60 miles)

- Take I-90/94 South to I-57. Take I-57 South to Bradley/Bourbonnais Exit 315. Follow the exit ramp as it curves to the right onto Rt. 50 South. Turn right onto Armour Road. At the second traffic light, turn left onto Convent St., which is also Rt. 45/52. There is also a Speedway gas station on corner. Follow the curves past the side entrance to campus on the left and continue to the main entrance that is lined with 10 flags.

DIRECTIONS FROM LAKE FOREST:

- Take the Tri-State Tollway South/East (I-294) to 159th Street. Proceed two miles to I-57 South. Take I-57 South for 30 miles to Bradley/Bourbonnais Exit 315. Proceed as directed above.

ABOUT OLIVET NAZARENE:

Founded in 1907, Olivet Nazarene University is a private, Christian, liberal arts university -- a service of the Church of the Nazarene, theologically grounded in the Wesleyan tradition. Of the 20,000 Olivet alumni across the country and around the world, approximately 6,000 live in Northeast Illinois and Northwest Indiana. About 3,300 students (1,900 undergraduates) from 40 states and 15 countries attend the University. ONU fields 18 intercollegiate athletic teams for men and women. The Tigers are members of the National Association of Intercollegiate Athletics (NAIA, Division I), National Christian College Athletic Association (NCCAA, Division I) and Chicagoland Collegiate Athletic Conference (CCAC).



CHICAGO BEARS MEDIA INFORMATION

CREDENTIALS: Media representatives who have not been issued season press credentials should request single game credentials by no later than Monday the week of the game by emailing Jim Christman, Media Relations Manager, at jim.christman@bears.nfl.net. Credentials will be left at the PRESS WILL CALL window located on the southeast side of Soldier Field, located outside of Gate 10. PRESS WILL CALL opens three hours before kickoff. Press entry into Soldier Field is on the south east side of the stadium, Gate 14. The press elevator is located across the concourse. Guests are NOT permitted in the press box and credentials are limited to working press only.

PRESS BOX/PRESS GATE: The 200-seat press box is located on Suite Level A in the southeast corner of the stadium. Entrance to the Press Box is at Gate 14 and is only accessible to persons holding a working press credential.

PHOTOGRAPHERS: Sideline credentials for field photographers are issued by the Bears media relations department. Freelance photographers who are not on specific assignment by a recognized sports or news publication will not be credentialed due to space limitations. Sideline credentials must be reserved by Monday before the game and can be picked up at PRESS WILL CALL.

PARKING: Media parking is limited at Soldier Field. Please provide shipping information, a FedEx number and, if available, parking will be sent for no later than a Friday arrival.

SATELLITE TRUCK PARKING: Television stations seeking parking for satellite trucks on the day of Bears games should contact Michael Ortman, Director of Operations Soldier Field at mortman@soldierfield.net or at 312/235-7153.

TELEPHONES: The Bears provide a limited number of co-op credit card phones for copy transmission. To order phone lines in the Soldier Field Press Box fax: SMG at 312/235-7030.

TO SOLDIER FIELD FROM O'HARE AIRPORT: Take Kennedy Expressway (I-90) to Congress Street. Exit east (left) to Columbus Drive. Go south (right) on Columbus until it feeds into Lake Shore Drive South. Soldier Field will be on the left. Entrance to parking is at south end of field (Waldron Drive).

BEARS MEDIA RELATIONS TELEPHONE NUMBERS:

Office: (847) 295-6600	Office Extension
Jim Christman, Media Relations Manager	(847) 739-5221
Mike Corbo, Media Relations Coordinator	(847) 739-5224
Jared Ellerson, Media Relations Assistant	(847) 739-5427
Sharon Lehner, Corporate Communications Assistant	(847) 739-5222

BEARS 2013 ROAD HEADQUARTERS

Charlotte (preseason).....	Charlotte Marriott City Center.....	704-333-9000
Oakland (preseason).....	Hyatt Regency San Francisco Airport.....	650-347-1234
Pittsburgh.....	Westin Convention Center Pittsburgh.....	412-281-3700
Detroit.....	Detroit Marriott at the Renaissance Center.....	313-568-8000
Washington.....	Greenbelt Marriott.....	301-441-3700
Green Bay.....	Radisson Paper Valley.....	920-733-8000
St. Louis.....	Westin St. Louis.....	314-621-2000
Minnesota.....	Radisson Plaza Hotel Minneapolis.....	612-339-4900
Cleveland.....	Marriott Downtown at Key Center.....	216-696-9200
Philadelphia.....	Sofitel Philadelphia.....	215-569-8300



Jeff Joniak (left) is in his 13th season as play-by-play voice of the Bears while Tom Thayer is a 17-year Bears radio veteran.

WBBM 780-AM

For the 13th consecutive season Chicago Bears broadcasts will be heard on WBBM Newsradio 780. Jeff Joniak enters his 13th season as the play-by-play voice of the Bears and 17th year as one of the hosts of the Bears pregame show which starts three hours prior to kickoff. Former Bear Tom Thayer, a 17-year Bears radio veteran, adds color commentary and insight. The postgame show from the locker room features exclusive analysis from head coach Marc Trestman and key players from the game. Bears fans can also find special insight and analysis of the Bears at www.bears780.com.

The Bears radio staff earned 2007 and 2012 Peter Lisagor Awards and the *Associated Press* Award for "Best Sports Reporting" (for coverage of Super Bowl XLI), the Silver Dome Award for "Best Play-by-Play" in 2006 and a 2007 and 2012 regional RTNDA Edward R. Murrow Award for the Bears Radio pre-game feature "Joniak's Journal".

Additionally, Joniak hosts "The Bears Insider" radio show on WBBM with Bears head coach Marc Trestman each Monday night during the season. On game days, Joniak and Bears analyst Tom Thayer co-host Bears-produced television shows, "Bears Game Day Live" and "Bears Game Night Live" for which the duo earned Chicago Midwest Emmy awards in 2009 and 2012.

JEFF JONIAK: One of the more energetic and exciting voices of the National Football League, Jeff Joniak enters his 13th season behind the microphone as the play-by-play voice of the Chicago Bears. Joniak's passion for the game and for the Bears is linked to a 28-year association with Chicago sports fans. Joniak has hosted Chicago Bears game day broadcasts since 1997 and serves as WBBM Newsradio 780's director of sports operations while maintaining his afternoon drive-time sports anchor shifts. Throughout the year, Joniak serves as master of ceremonies for many different events related to his work with the Bears including the National Football Foundation Scholarship Awards ceremony, the Ed Block Courage Award ceremony and the annual Bears Care Gala. Before tackling Halas Hall, Joniak co-hosted the gameday broadcasts for the Chicago Bulls during their championship years from 1991 to 1996. For the gripping coverage of the death of Walter Payton, Joniak and his staff won a prestigious Peter Lisagor Award. He also won two Lisagor awards for his coverage of the NFL Draft, *AP* awards for his sportscasts and Bears pre-game features.

TOM THAYER: Originally a Bears' fourth-round draft pick in 1983 after an All-America career at Notre Dame, Tom Thayer played for three seasons with the USFL's Chicago Blitz and Arizona Wranglers before joining the Bears. One of the team's strongest players, Thayer earned his starting role at right guard four games into the 1985 season and eventually compiled consecutive game and consecutive start streaks that led the Bears during the late 1980s. Thayer left the Bears in 1992 after a distinguished eight-year career at offensive guard. He retired in 1993 after one season with the Miami Dolphins. Before joining the Bears radio team in 1997, Thayer worked for two years as a Bears analyst on WFLD-TV's pro football programming. A former all-state lineman at Joliet Catholic High, Thayer resides in Chicago.

The Bears Radio Network consists of at least 25 stations across Illinois and the Midwest (as of June 3, 2013).

KBOB-FM	Davenport, IA	104.9FM
KCPS-AM	Burlington, IA	1150AM
WAOR-FM	South Bend, IN	95.7FM
WASK-AM	Lafayette, IN	1450AM
WAXI-FM	Rockville, IN	104.9FM
WBAT-AM	Marion, IN	1400AM
WBIG-AM	Aurora, IL	1280AM
WCFF-FM	Danville, IL	92.5FM
WDZ-AM	Decatur, IL	1050AM
WFMB-AM	Springfield, IL	1450AM
WFML-FM	Vincennes, IN	96.7FM
WGCV-FM	Gibson City, IL	106.3FM
WGLO-FM	Peoria, IL	95.5FM

WIVR-FM	Watseka, IL	101.7FM
WJBC-AM	Bloomington, IL	1230AM
WJBC-FM	Pontiac, IL	93.7FM
WLBK-AM	DeKalb, IL	1360AM
WLQI-FM	Rensselaer, IN	97.7FM
WLSR-FM	Galesburg, IL	92.7FM
WMT-AM	Cedar Rapids, IA	600AM
WRHL-AM	Rochelle, IL	1060AM
WRSW-AM	Warsaw, IN	1480AM
WVIL-FM	Virginia, IL	101.3FM
WVLI-FM	Kankakee, IL	95.1FM
WXRX-FM	Rockford, IL	104.9FM



CHICAGO BEARS PROGRAMMING

CHICAGO BEARS NETWORK

Original programming at the new Chicago Bears Network TV and Radio studios at Halas Hall

The Chicago Bears Network produces and distributes a broad range of television shows, radio shows, digital media and video-on-demand designed to give inside access to the team. The Chicago Bears Network's local partners include FOX 32, WBBM radio, Comcast SportsNet Chicago, Comcast Video-On-Demand, WSCR radio and La Ley Radio.



PRESEASON TELEVISION

Brought to you by NorthShore University HealthSystem

The Chicago Bears Network will produce three preseason games in 2013 airing locally on FOX 32 and throughout the Midwest on the Chicago Bears network of stations.



brought to you by



Preseason Television Network

WFLD-Chicago	KLJB- Quad Cities
WIFR-Rockford	KFXA- Cedar Rapids/Waterloo, IA
WSBT-South Bend	WTVW/WEHT- Terre Haute, IN
WMBD-Peoria	WTWO/WAWV- Evansville, IN
WRSP/WCCU- Champaign/Springfield	

Preseason Schedule

August 9	at Carolina Panthers	7:00 pm	FOX 32	Chicago Bears Network
August 23	at Oakland Raiders	9:00 pm	FOX 32	Chicago Bears Network
August 29	vs. Cleveland Browns	7:00 pm	FOX 32	Chicago Bears Network

MULTIMEDIA

The Bears Zone

Video-On-Demand on Comcast



Chicago Bears Network on ChicagoBears.com

Bear Down of the Week	Game Preview
Bear Trax	Bears Buzz
Thayer's Playbook	Sounds of the Game
Keys to the Game	Bears Confidential
Press Conferences/Live pressers	



WEEKLY RADIO SHOWS

The Bears Coaches Show

Brought to you by McDonalds

Mondays 6:30 pm

WBBM Newsradio 780AM and 105.9FM

The Bears Wrap Radio Segments

Saturday Night

WBBM Newsradio 780AM and 105.9FM and WSCR 670AM

The Score

Bears All Access

Brought to you by Sports Authority

Thursdays 6:00 pm

WSCR The Score 670AM

Bears Noon Hour Updates

Monday through Friday

WSCR 670AM The Score

WEEKLY TELEVISION SHOWS

BEARS GAMEDAY LIVE

Sundays 10:30 am
FOX Chicago



Sunday Morning FOX Lineup

10:00 am FOX Kickoff Sunday
10:30 am Bears Gameday Live
11:00 am FOX NFL Sunday



BEARS GAMENIGHT LIVE

Sundays 10:35 pm
FOX Chicago



BROUGHT TO YOU BY
Advocate Health Care

INSIDE THE BEARS

Brought to you by Jimmy John's
Saturdays 6pm
My50

Sundays 11:05pm
WFLD FOX 32



UNITED BEARS RECAP

Brought to you by United Airlines
Live from the Chicago Bears Network Studios at Halas Hall
Mondays 4:30 pm
Comcast SportsNet Chicago



BEARS HUDDLE

Live from the Chicago Bears Network Studios at Halas Hall
Wednesdays 4:30 pm
Comcast SportsNet Chicago



BEARS BLITZ

Live from the Chicago Bears Network Studios at Halas Hall
Thursdays 4:30 pm
Comcast SportsNet Chicago



FOX 32 Chicago Official Home of the Bears



Lou Canellis

Watch 'Sweet Lou'
on FOX 32

SUNDAY FOOTBALL ON FOX

PROGRAM	TIME
FOX Kickoff Sunday	10a
Gameday Live	10:30a
FOX NFL Sunday	11a
Final Word	10p
Gamenight Live	10:35p
Inside the Bears	11:05p





BEARS CARE®

About Bears Care

Bears Care, the charitable beneficiary of the Chicago Bears, conducts and partners in a variety of fundraising events throughout the year as part of its commitment to improving the lives of those in our community. Bears Care impacts thousands of Chicago area individuals and families annually, with grants to qualifying agencies that serve those in need. With the generous participation of Chicago Bears' players and staff, area businesses and organizations, as well as individual donors, Bears Care is able to bring together human and financial resources to help tackle the needs of Chicago.

BEARS CARE IN THE COMMUNITY



Bears Care Gala



Real Bears Fans Wear Pink



Bear Appetit



Community Fundraisers



Youth Football



Educational Initiatives



Back to School Fair



Hometown Huddle

Bears Care's mission is to support targeted programs in the areas of education, youth athletics, and medical research and health awareness programs focused on breast and ovarian cancer. For additional information on Bears Care programs and upcoming events, or if you wish to make a donation, visit www.chicagobears.com/bearscare.



CHICAGO BEARS IN THE COMMUNITY



presented by
CHASE

The Chicago Bears Football Club is dedicated to making a difference in our community. Our organization inspires positive change and enriches the lives of others through outreach programs, initiatives and partnerships. We are proud to give back to the community that has supported us since 1920.

The Chicago Bears implement and support numerous community programs, which focus primarily on the areas of education, health and PLAY 60, volunteerism, military, and youth football. These initiatives provide essential support to schools, youth organizations, charities and community groups throughout the Chicago area.

EDUCATION

The Chicago Bears support thousands of students through our annual education programs. This support is provided through internal initiatives that the Bears develop and make available to schools or through strategic partnerships with community and business partners. The Bears organization and our players devote significant time and resources to developing and supporting these programs with the goal of creating a positive effect and lasting impact on the individuals who participate in them.



VOLUNTEERISM

The Chicago Bears understand the importance of finding the time to actively make a difference in the lives of people who are most in need. Hands-on volunteerism is one of the most fulfilling and rewarding ways to give back to the community, and the Bears implement a variety of programs that encourage our players, coaches, staff and fans to join together to help deserving individuals, children and families throughout Chicagoland. Our efforts are primarily focused on collection drives, environmental initiatives and donation programs.



HEALTH & PLAY 60

Maintaining good health has always been a top priority for the Chicago Bears in achieving success both on and off the football field. We are proud to join the NFL in spreading the PLAY 60 message by encouraging children to be active for 60 minutes per day in order to help reverse the trend of childhood obesity. The Bears implement the PLAY 60 message through a variety of in-school, after-school and youth-targeted programs. We also continue to offer support to those affected by illness or disability through wish-granting experiences, hospital visits and more.



COMMUNITY RELATIONS CONTACT INFORMATION

Caroline Schrenker

Director

(847) 739-5364

Caroline.Schrenker@bears.nfl.net

Jessica Kies

Manager

(847) 739-5308

Jessica.Kies@bears.nfl.net

Matt Simeone

Manager

(847) 739-5418

Matt.Simeone@bears.nfl.net

Kate Rackow

Coordinator

(847) 739-5343

Kate.Rackow@bears.nfl.net

YOUTH FOOTBALL

The Chicago Bears have always taken an active role in offering and supporting a variety of youth football programs and opportunities throughout Chicagoland. We also host several events that bring youth football coaches and leaders together to share ideas and promote safety and awareness that will help build a healthy and strong foundation for youth football players. Through our camps, tackle and flag leagues and skill development clinics, our goal remains the same – to teach and encourage children to play the great game of football.



BEARS CAMPS

Chicago Bears Youth Football Camps are the official youth camps of the Chicago Bears. Children between the ages of 6-14 learn to run, throw, catch, defend, form block, form tackle and explode out of a stance with proper technique and improved speed. These week-long camps feature safe, non-contact football instruction and athletic development as well as instruction about good nutrition, proper hydration, and rest and recovery. For more information about our youth camps, please visit BearsCamps.com or call (312) 226-7776.



MILITARY

The Chicago Bears are dedicated to supporting the men and women in the United States Military, and our ties date back to when our founder, George S. Halas, served in the U.S. Navy during both World War I and World War II. We are proud to continue this tradition through numerous programs and initiatives that provide support and show our sincere gratitude to those who serve our country and protect our freedom. We also honor the history and heritage of Soldier Field, which is a memorial to all the men and women who have served our country.



ALUMNI

The Chicago Bears want to make sure our fans never forget the contributions of our alumni players. The proud history of the Bears franchise is built on the foundation they established. Our alumni have set the standard for toughness and excellence in the NFL. Our alumni players are involved throughout the year with the community and charity work the Bears organization is doing in the Chicago area. These outreach programs include the Bears Care Gala, Salute to Service Forum, Stars and Strikes with the Wounded Warrior Project, Save Da Planet, and more.



For more information about Bears community programs, please visit us at www.ChicagoBears.com/community.



NFL PUBLIC RELATIONS DIRECTORY

National Football League	280 Park Avenue, New York, NY 10017	(212) 450-2000
Pro Football Hall of Fame	2121 George Halas Dr. NW, Canton, OH 44708	(330) 456-8207
Elias Sports Bureau	500 Fifth Avenue, New York, NY 10036	(212) 869-1530

Team	PR Contact	Phone Number
Arizona Cardinals	Mark Dalton	(602) 379-0101
Atlanta Falcons	Reggie Roberts	(770) 965-3115
Baltimore Ravens	Kevin Byrne	(410) 701-4000
Buffalo Bills	Scott Berchtold	(716) 648-1800
Carolina Panthers	Charlie Dayton	(704) 358-7000
Chicago Bears	Jim Christman	(847) 295-9657
Cincinnati Bengals	Jack Brennan	(513) 621-3550
Cleveland Browns	Zak Gilbert	(216) 891-5000
Dallas Cowboys	Rich Dalrymple	(972) 556-9900
Denver Broncos	Patrick Smyth	(303) 649-9000
Detroit Lions	Matt Barnhart	(313) 216-4000
Green Bay Packers	Jason Wahlers	(920) 496-5700
Houston Texans	Kevin Cooper	(832) 667-2000
Indianapolis Colts	Avis Roper	(317) 297-2658
Jacksonville Jaguars	Dan Edwards	(904) 633-6000
Kansas City Chiefs	Ted Crews	(816) 920-9300
Miami Dolphins	Harvey Greene	(954) 452-7000
Minnesota Vikings	Bob Hagen	(952) 828-6500
New England Patriots	Stacey James	(508) 543-8200
New Orleans Saints	Greg Bense	(504) 731-1799
New York Giants	Pat Hanlon	(201) 935-8111
New York Jets	Bruce Speight	(516) 560-8100
Oakland Raiders	Will Kiss	(510) 864-5000
Philadelphia Eagles	Derek Boyko	(215) 463-2500
Pittsburgh Steelers	Burt Lauten	(412) 432-7820
St. Louis Rams	Artis Twyman	(314) 982-7267
San Diego Chargers	Bill Johnston	(858) 874-4500
San Francisco 49ers	Bob Lange	(408) 562-4949
Seattle Seahawks	Dave Pearson	(425) 827-9777
Tampa Bay Buccaneers	Nelson Luis	(813) 870-2700
Tennessee Titans	Robbie Bohren	(615) 565-4000
Washington Redskins	Tony Wylie	(703) 726-7000

NFL CALENDAR

Thursday, July 26	Training camp practices begin - Bourbonnais, Ill.
Tuesday, Aug. 27	Roster cut to 75
Saturday, Aug. 31	Roster cut to 53
Sunday, Sept. 1	Clubs may establish a practice squad of eight players
Sunday, Sept. 8	Regular season opener vs. Cincinnati Bengals (Noon)
Tuesday, Oct. 29	Trading deadline
Sunday, Dec. 29	Regular season ends vs. Green Bay Packers (Noon*)
Jan. 4-5, 2014	Wild Card Weekend
Jan. 11-12, 2014	Divisional Playoff games
Sun., Jan. 19, 2014	Conference Championships
Sun., Jan. 26, 2014	AFC-NFC Pro Bowl - Honolulu, HI
Sun., Feb. 2, 2014	Super Bowl XLVIII - New York/New Jersey

*Game time subject to change

BEARS PRESEASON SCHEDULE

DATE	OPPONENT	TIME	NETWORK
August 9	at Carolina Panthers	7:00pm	FOX
August 15	SAN DIEGO CHARGERS	7:00pm	ESPN
August 23	at Oakland Raiders	9:00pm	FOX
August 29	CLEVELAND BROWNS	7:00pm	FOX

NFL PRESEASON SCHEDULE

HALL OF FAME GAME (August 4)..... Miami vs. Dallas (NBC) 7:00pm

WEEK 1 (August 8-11)**Thursday, August 8**

Cincinnati at Atlanta (ESPN).....	7:00pm
Baltimore at Tampa Bay.....	6:30pm
St. Louis at Cleveland.....	7:00pm
Washington at Tennessee.....	7:00pm
Denver at San Francisco.....	8:00pm
Seattle at San Diego.....	9:00pm

Friday, August 9

NY Jets at Detroit.....	6:30pm
Miami at Jacksonville.....	6:30pm
New England at Philadelphia.....	6:30pm
Chicago at Carolina.....	7:00pm
Arizona at Green Bay.....	7:00pm
Houston at Minnesota.....	7:00pm
Kansas City at New Orleans.....	7:00pm
Dallas at Oakland.....	9:00pm

Saturday, August 10

NY Giants at Pittsburgh.....	6:30pm
------------------------------	--------

Sunday, August 11

Buffalo at Indianapolis.....	12:30pm
------------------------------	---------

WEEK 2 (August 15-19)**Thursday, August 15**

San Diego at Chicago (ESPN).....	7:00pm
Atlanta at Baltimore.....	6:30pm
Detroit at Cleveland.....	6:30pm
Carolina at Philadelphia.....	6:30pm

Friday, August 16

Tampa Bay at New England (FOX).....	7:00pm
Minnesota at Buffalo.....	6:00pm
San Francisco at Kansas City.....	7:00pm
Oakland at New Orleans.....	7:00pm

Saturday, August 17

Dallas at Arizona.....	2:30pm
Tennessee at Cincinnati.....	6:00pm
Jacksonville at NY Jets.....	6:30pm
Miami at Houston.....	7:00pm
Green Bay at St. Louis.....	7:00pm
Denver at Seattle.....	9:00pm

Sunday, August 18

Indianapolis at NY Giants (FOX).....	6:00pm
--------------------------------------	--------

Monday, August 19

Pittsburgh at Washington (ESPN).....	7:00pm
--------------------------------------	--------

WEEK 3 (August 22-25)**Thursday, August 22**

Carolina at Baltimore (ESPN).....	7:00pm
New England at Detroit.....	6:30pm

Friday, August 23

Seattle at Green Bay (CBS).....	7:00pm
Chicago at Oakland.....	9:00pm

Saturday, August 24

St. Louis at Denver (CBS).....	7:00pm
Buffalo at Washington.....	3:30pm
Cleveland at Indianapolis.....	6:00pm
NY Jets at NY Giants.....	6:00pm
Philadelphia at Jacksonville.....	6:30pm
Tampa Bay at Miami.....	6:30pm
Kansas City at Pittsburgh.....	6:30pm
Cincinnati at Dallas.....	7:00pm
Atlanta at Tennessee.....	7:00pm
San Diego at Arizona.....	8:00pm

Sunday, August 25

New Orleans at Houston (FOX).....	3:00pm
Minnesota at San Francisco (NBC).....	7:00pm

WEEK 4 (August 29)**Thursday, August 29**

Detroit at Buffalo.....	6:00pm
Indianapolis at Cincinnati.....	6:00pm
Philadelphia at NY Jets.....	6:00pm
Jacksonville at Atlanta.....	6:30pm
Pittsburgh at Carolina.....	6:30pm
New Orleans at Miami.....	6:30pm
NY Giants at New England.....	6:30pm
Washington at Tampa Bay.....	6:30pm
Cleveland at Chicago.....	7:00pm
Houston at Dallas.....	7:00pm
Tennessee at Minnesota.....	7:00pm
Green Bay at Kansas City.....	7:00pm
Baltimore at St. Louis.....	7:00pm
Arizona at Denver.....	8:00pm
San Francisco at San Diego.....	9:00pm
Oakland at Seattle.....	9:00pm

Nationally-televised games list first

All times Central



2013 NFL SCHEDULE

WEEK 1

Thursday, September 5

Baltimore at Denver.....7:30p

Sunday, September 8

New England at Buffalo.....Noon

Seattle at Carolina.....Noon

Cincinnati at Chicago.....Noon

Miami at Cleveland.....Noon

Minnesota at Detroit.....Noon

Oakland at Indianapolis.....Noon

Kansas City at Jacksonville.....Noon

Atlanta at New Orleans.....Noon

Tampa Bay at N.Y. Jets.....Noon

Tennessee at Pittsburgh.....Noon

Arizona at St. Louis.....3:25p

Green Bay at San Francisco.....3:25p

N.Y. Giants at Dallas.....7:30p

Monday, September 9

Philadelphia at Washington.....6:10p

Houston at San Diego.....9:20p

WEEK 2

Thursday, September 12

N.Y. Jets at New England.....7:25p

Sunday, September 15

St. Louis at Atlanta.....Noon

Cleveland at Baltimore.....Noon

Carolina at Buffalo.....Noon

Minnesota at Chicago.....Noon

Washington at Green Bay.....Noon

Tennessee at Houston.....Noon

Miami at Indianapolis.....Noon

Dallas at Kansas City.....Noon

San Diego at Philadelphia.....Noon

Detroit at Arizona.....3:05p

New Orleans at Tampa Bay.....3:05p

Denver at N.Y. Giants.....3:25p

Jacksonville at Oakland.....3:25p

San Francisco at Seattle.....7:30p

Monday, September 16

Pittsburgh at Cincinnati.....7:40p

WEEK 3

Thursday, September 19

Kansas City at Philadelphia.....7:25p

Sunday, September 22

Houston at Baltimore.....Noon

Green Bay at Cincinnati.....Noon

N.Y. Giants at Carolina.....Noon

St. Louis at Dallas.....Noon

Cleveland at Minnesota.....Noon

Tampa Bay at New England.....Noon

Arizona at New Orleans.....Noon

San Diego at Tennessee.....Noon

Detroit at Washington.....Noon

Atlanta at Miami.....3:05p

Buffalo at N.Y. Jets.....3:25p

Indianapolis at San Francisco.....3:25p

Jacksonville at Seattle.....3:25p

Chicago at Pittsburgh.....7:30p

Monday, September 23

Oakland at Denver.....7:40p

WEEK 4

Byes: CAR, GB

Thursday, September 26

San Francisco at St. Louis.....7:25p

Sunday, September 29

Baltimore at Buffalo.....Noon

Cincinnati at Cleveland.....Noon

Chicago at Detroit.....Noon

Seattle at Houston.....Noon

Indianapolis at Jacksonville.....Noon

N.Y. Giants at Kansas City.....Noon

Pittsburgh at Minnesota (London).....Noon

Arizona at Tampa Bay.....Noon

N.Y. Jets at Tennessee.....3:05p

Philadelphia at Denver.....3:25p

Washington at Oakland.....3:25p

Dallas at San Diego.....3:25p

New England at Atlanta.....7:30p

Monday, September 30

Miami at New Orleans.....7:40p

WEEK 5

Byes: MIN, PIT, TB, WAS

Thursday, October 3

Buffalo at Cleveland.....7:25p

Sunday, October 6

New Orleans at Chicago.....Noon

New England at Cincinnati.....Noon

Detroit at Green Bay.....Noon

Seattle at Indianapolis.....Noon

Baltimore at Miami.....Noon

Philadelphia at N.Y. Giants.....Noon

Jacksonville at St. Louis.....Noon

Kansas City at Tennessee.....Noon

Carolina at Arizona.....3:05p

Denver at Dallas.....3:25p

San Diego at Oakland.....3:25p

Houston at San Francisco.....7:30p

Monday, October 7

N.Y. Jets at Atlanta.....7:40p

WEEK 6

Byes: ATL, MIA

Thursday, October 10

N.Y. Giants at Chicago.....7:25p

Sunday, October 13

Green Bay at Baltimore.....Noon

Cincinnati at Buffalo.....Noon

Detroit at Cleveland.....Noon

St. Louis at Houston.....Noon

Oakland at Kansas City.....Noon

Carolina at Minnesota.....Noon

Pittsburgh at N.Y. Jets.....Noon

Philadelphia at Tampa Bay.....Noon

Jacksonville at Denver.....3:05p

Tennessee at Seattle.....3:05p

New Orleans at New England.....3:25p

Arizona at San Francisco.....3:25p

Washington at Dallas.....7:30p

Monday, October 14

Indianapolis at San Diego.....7:40p

WEEK 7

Byes: NO, OAK

Thursday, October 17

Seattle at Arizona.....7:25p

Sunday, October 20

Tampa Bay at Atlanta.....Noon

St. Louis at Carolina.....Noon

Cincinnati at Detroit.....Noon

San Diego at Jacksonville.....Noon

Houston at Kansas City.....Noon

Buffalo at Miami.....Noon

New England at N.Y. Jets.....Noon

Dallas at Philadelphia.....Noon

Chicago at Washington.....Noon

San Francisco at Tennessee.....3:05p

Cleveland at Green Bay.....3:25p

Baltimore at Pittsburgh.....3:25p

Denver at Indianapolis.....7:30p

Monday, October 21

Minnesota at N.Y. Giants.....7:40p

WEEK 8

Byes: BAL, CHI, HOU, IND, SD, TEN

Thursday, October 24

Carolina at Tampa Bay.....7:25p

Sunday, October 27

Dallas at Detroit.....Noon

S.F. at Jacksonville (London).....Noon

Cleveland at Kansas City.....Noon

Miami at New England.....Noon

Buffalo at New Orleans.....Noon

N.Y. Giants at Philadelphia.....Noon

Pittsburgh at Oakland.....3:05p

N.Y. Jets at Cincinnati.....3:05p

Atlanta at Arizona.....3:25p

Washington at Denver.....3:25p

Green Bay at Minnesota.....7:30p

Monday, October 28

Seattle at St. Louis.....7:40p

WEEK 9

Byes: ARZ, DEN, DET, JAX, NYG, SF

Thursday, October 31

Cincinnati at Miami.....7:25p

Sunday, November 3

Kansas City at Buffalo.....Noon

Atlanta at Carolina.....Noon

Minnesota at Dallas.....Noon

New Orleans at N.Y. Jets.....Noon

Tennessee at St. Louis.....Noon

San Diego at Washington.....Noon

Philadelphia at Oakland.....3:05p

Tampa Bay at Seattle.....3:05p

Baltimore at Cleveland.....3:25p

Pittsburgh at New England.....3:25p

Indianapolis at Houston.....7:30p

Monday, November 4

Chicago at Green Bay.....7:40p

2013 NFL SCHEDULE

WEEK 10

Byes: CLE, KC, NE, NYJ

Thursday, November 7

Washington at Minnesota..... 7:25p

Sunday, November 10

Seattle at Atlanta..... Noon

Cincinnati at Baltimore..... Noon

Detroit at Chicago..... Noon

Philadelphia at Green Bay..... Noon

St. Louis at Indianapolis..... Noon

Oakland at N.Y. Giants..... Noon

Buffalo at Pittsburgh..... Noon

Jacksonville at Tennessee..... Noon

Carolina at San Francisco..... 3:05p

Houston at Arizona..... 3:25p

Denver at San Diego..... 3:25p

Dallas at New Orleans..... 7:30p

Monday, November 11

Miami at Tampa Bay..... 7:40p

WEEK 13

Thursday, November 28

Green Bay at Detroit..... 11:30a

Oakland at Dallas..... 3:30p

Pittsburgh at Baltimore..... 7:30p

Sunday, December 1

Tampa Bay at Carolina..... Noon

Jacksonville at Cleveland..... Noon

Tennessee at Indianapolis..... Noon

Denver at Kansas City..... Noon

Chicago at Minnesota..... Noon

Miami at N.Y. Jets..... Noon

Arizona at Philadelphia..... Noon

Atlanta at Buffalo (Toronto)..... 3:05p

St. Louis at San Francisco..... 3:05p

New England at Houston..... 3:25p

Cincinnati at San Diego..... 3:25p

N.Y. Giants at Washington*..... 7:30p

Monday, December 2

New Orleans at Seattle..... 7:40p

WEEK 16

Sunday, December 22

Miami at Buffalo..... Noon

New Orleans at Carolina..... Noon

Minnesota at Cincinnati..... Noon

Denver at Houston..... Noon

Tennessee at Jacksonville..... Noon

Indianapolis at Kansas City..... Noon

Cleveland at N.Y. Jets..... Noon

Chicago at Philadelphia..... Noon

Tampa Bay at St. Louis..... Noon

Dallas at Washington..... Noon

N.Y. Giants at Detroit..... Noon

Arizona at Seattle..... 3:05p

Pittsburgh at Green Bay..... 3:25p

Oakland at San Diego..... 3:25p

New England at Baltimore*..... 7:30p

Monday, December 23

Atlanta at San Francisco..... 7:40p

* Sunday night games in Weeks 11-16 subject to change

WEEK 11

Byes: DAL, STL

Thursday, November 14

Indianapolis at Tennessee..... 7:25p

Sunday, November 17

N.Y. Jets at Buffalo..... Noon

Baltimore at Chicago..... Noon

Cleveland at Cincinnati..... Noon

Oakland at Houston..... Noon

Arizona at Jacksonville..... Noon

San Diego at Miami..... Noon

Washington at Philadelphia..... Noon

Detroit at Pittsburgh..... Noon

Atlanta at Tampa Bay..... Noon

Kansas City at Denver..... 3:05p

San Francisco at New Orleans..... 3:25p

Minnesota at Seattle..... 3:25p

Green Bay at N.Y. Giants*..... 7:30p

Monday, November 18

New England at Carolina..... 7:40p

WEEK 14

Thursday, December 5

Houston at Jacksonville..... 7:25p

Sunday, December 8

Minnesota at Baltimore..... Noon

Indianapolis at Cincinnati..... Noon

Cleveland at New England..... Noon

Oakland at N.Y. Jets..... Noon

Carolina at New Orleans..... Noon

Detroit at Philadelphia..... Noon

Miami at Pittsburgh..... Noon

Buffalo at Tampa Bay..... Noon

Kansas City at Washington..... Noon

Tennessee at Denver..... 3:05p

St. Louis at Arizona..... 3:25p

N.Y. Giants at San Diego..... 3:25p

Seattle at San Francisco..... 3:25p

Atlanta at Green Bay*..... 7:30p

Monday, December 9

Dallas at Chicago..... 7:40p

WEEK 17

Sunday, December 29

Carolina at Atlanta..... Noon

Green Bay at Chicago..... Noon

Baltimore at Cincinnati..... Noon

Philadelphia at Dallas..... Noon

Jacksonville at Indianapolis..... Noon

N.Y. Jets at Miami..... Noon

Detroit at Minnesota..... Noon

Buffalo at New England..... Noon

Tampa Bay at New Orleans..... Noon

Washington at N.Y. Giants..... Noon

Cleveland at Pittsburgh..... Noon

Houston at Tennessee..... Noon

San Francisco at Arizona..... 3:25p

Denver at Oakland..... 3:25p

Kansas City at San Diego..... 3:25p

St. Louis at Seattle..... 3:25p

^ Sunday night game in Week 17 TBD

WEEK 12

Byes: BUF, CIN, PHI, SEA

Thursday, November 21

New Orleans at Atlanta..... 8:25p

Sunday, November 24

N.Y. Jets at Baltimore..... Noon

Pittsburgh at Cleveland..... Noon

Tampa Bay at Detroit..... Noon

Minnesota at Green Bay..... Noon

Jacksonville at Houston..... Noon

San Diego at Kansas City..... Noon

Carolina at Miami..... Noon

Chicago at St. Louis..... Noon

Indianapolis at Arizona..... 3:05p

Tennessee at Oakland..... 3:05p

Dallas at N.Y. Giants..... 3:25p

Denver at New England*..... 7:30p

Monday, November 25

San Francisco at Washington..... 7:40p

WEEK 15

Thursday, December 12

San Diego at Denver..... 7:25p

Sunday, December 15

Washington at Atlanta..... Noon

Chicago at Cleveland..... Noon

Houston at Indianapolis..... Noon

Buffalo at Jacksonville..... Noon

New England at Miami..... Noon

Philadelphia at Minnesota..... Noon

Seattle at N.Y. Giants..... Noon

New Orleans at St. Louis..... Noon

San Francisco at Tampa Bay..... Noon

Arizona at Tennessee..... Noon

N.Y. Jets at Carolina..... 3:05p

Kansas City at Oakland..... 3:05p

Green Bay at Dallas..... 3:25p

Cincinnati at Pittsburgh*..... 7:30p

Monday, December 16

Baltimore at Detroit..... 7:40p

POSTSEASON

January 4, 2014

AFC-NFC Wild Card Playoffs (NBC)

January 5, 2014

AFC-NFC Wild Card Playoffs (CBS, FOX)

January 11-12, 2014

AFC-NFC Divisional Playoffs (CBS, FOX)

Sunday, January 19, 2014

AFC-NFC Championship Games (CBS, FOX)

Sunday, January 26, 2014

AFC-NFC Pro Bowl (NBC)

Sunday, February 2, 2014

Super Bowl XLVIII, New York/New Jersey (Fox)



CHICAGO BEARS MEDIA GUIDE INDEX

100-Yard Receiving Games.....	280-282
100-Yard Rushing Games.....	277-279
2012 Defense and Special Teams Stats.....	174
2012 Final Statistics.....	172-173
2012 Game Summaries.....	178-185
2012 NFL Standings.....	186
2012 Participation Chart.....	175
2012 Preseason Statistics.....	177
2012 Starting Lineups.....	176
300-Yard Passing Games.....	284
Adams, Kyle.....	40
All-Pro, Bears First-Team.....	431
Allen, Armando.....	41
Anderson, James.....	42-43
Aromashodu, Devin.....	44
Arthur, Jim.....	26
Assistant Coaches, All-Time.....	327-328
Attendance.....	263
Barrett, Marty.....	29
Bears Care.....	453
Bennett, Earl.....	45-46
Bennett, Martellus.....	47-48
Bischoff, Andy.....	14
Board of Directors.....	2
Bostic, Jonathan.....	157
Bowman, Zack.....	49
Briggs, Lance.....	50-53
Britton, Eben.....	54
Broadcasting, Chicago Bears.....	450-451
Brown, James.....	55
Bush, Michael.....	56-58
Bushrod, Jermon.....	59-60
Calendar, 2013-14 NFL.....	456
Career Leaders.....	245-248
Cavanaugh, Matt.....	15
Christmas Day, Bears on.....	429
Clark, Mike.....	26
Collins, Nate.....	61
Community Relations.....	454-455
Conte, Chris.....	62-63
Costanzo, Blake.....	64-65
Cutler, Jay.....	66-70
DeCamillis, Joe.....	11
Desai, Sean.....	24
Drafts, All-Time Bears.....	287-296
Ed Block Courage Award.....	436
Ellis, Sedrick.....	71-72
Emery, General Manager Phil.....	7-8
First-Round Draft Picks, All-Time.....	285-286
Forté, Matt.....	73-75
Frey, Isaiah.....	76
Garza, Roberto.....	77-78
Gould, Robbie.....	79-82
Greene, Khaseem.....	158
Groh, Mike.....	16
Hall of Famers, Bears.....	257-262
Halas Hall.....	444-445
Halas Tribute and Honoring Tradition.....	441-442
Hanks, Chris.....	27
Hardon, Brandon.....	83
Harris, Chris.....	24
Harris, Isaiah.....	31
Hayden, Kelvin.....	84-86
Hester, Devin.....	87-91
Historical Biographies.....	255-256
Historical Highlights, Bears.....	250-254
Hoke, Jon.....	17
How they got to the NFL/Chicago.....	170
Interception Leaders, Annual.....	274
Jeffery, Alshon.....	92
Jennings, Tim.....	93-95
Jersey Numbers, All-Time Bears.....	297-308
Joseph, Dwayne.....	29
Kickoff Return Leaders, Annual.....	273
Kromer, Aaron.....	12
Last Time.....	188-197
Long, Kyle.....	156
Mannely, Patrick.....	96-97
Marshall, Brandon.....	98-100
McBride, Turk.....	101-102
McCasky, Chairman George H.....	5
McClellin, Shea.....	103
McCown, Josh.....	104-106
McManis, Sherrick.....	107
Media Information.....	448
Medlin, Tony.....	27
Melton, Henry.....	108-109

Meyer, Pat.....	18
Military Service Honor Roll, Bears.....	323
Mills, Jordan.....	159
Monday Night Football, Bears on.....	427-428
Moore, Kyle.....	110
New Year's Day, Bears on.....	429
NFL Public Relations Directory.....	456
Nugent, Brendan.....	25
Overtime, Bears Record in.....	430
Paea, Stephen.....	111
Passing Leaders, Annual.....	268-267
Peete, Skip.....	19
Peppers, Julius.....	112-116
Phair, Mike.....	20
Phillips, President & CEO Ted.....	4
Piccolo Award.....	435
Playoff Game Summaries, Bears.....	336-359
Podlesh, Adam.....	117-119
Postseason Results, Bears.....	335
Practice Squad, All-Time.....	324-325
Practice Squad to 53-man Roster.....	326
Preseason Results, Year-by-Year.....	329-334
Pro Bowl, Bears in the.....	432-434
Pro Experience, Players with.....	144-154
Punt Return Leaders, Annual.....	272
Punting Leaders, Annual.....	275
Quarterback Ratings, Highest.....	267
Quarterbacks Starting Records.....	268-269
Radio, Bears.....	449
Receiving Leaders, Annual.....	270-271
Records, Individual.....	200-211
Records, Individual Postseason.....	232-235
Records, Individual Rookie.....	198-199
Records, Opponent's Individual.....	212-214
Records-Postseason Team Defense.....	243-244
Records-Postseason Team Offense.....	236-242
Records-Team Defense.....	224-231
Records-Team Offense.....	215-223
Roster, All-Time Bears.....	309-323
Roster, First-Year/Rookie.....	168
Roster, Veterans.....	169
Rushing Leaders, Annual.....	265
Sacks Leaders, Annual.....	276
Sadowski, Mark.....	30
Schedule, 2013 NFL Preseason.....	457
Schedule, 2013 NFL Regular Season.....	458-459
Scoring Leaders, Annual.....	264
Scott, Jonathan.....	120
Shiver, Jeff.....	30
Sinclair, Michael.....	21
Slater, Bobby.....	27
Slauson, Matt.....	121
Soldier Field.....	438-443
Soldier Field History.....	438-440
Soldier Field Parking and Seating Charts.....	443
Stadium Codes.....	414
Staff Headshots.....	32-38
Staff Directory.....	3-4
Staley.....	446
Stein, Cliff.....	28
Steltz, Craig.....	122-123
Stukes, Dwayne.....	22
Sunday Night Football, Bears on.....	428
Team-by-Team Series Records.....	415-426
Team-by-Team Summary.....	413
Thanksgiving Day, Bears on.....	429
Thomas, J.T.....	124
Thursday Night Football, Bears on.....	423
Tibesar, Tim.....	29
Tillman, Charles.....	125-128
Trahan, Patrick.....	129
Training Camp Information.....	447
Trestman, Marc.....	9-10
Tucker, Mel.....	13
Turks, Kevin.....	28
Undrafted Free Agents Bios.....	162-167
Walch, Carson.....	25
Washington, Cornelius.....	160
Webb, JMarcus.....	130
Weems, Eric.....	131-133
Williams, D.J.....	134-136
Williams, Edwin.....	137
Wilson, Marquess.....	161
Wootton, Corey.....	138-139
Wright, Major.....	140-141
Year-by-Year, All-Time Results.....	360-412
Zbikowski, Tom.....	142-143

INFORMATION BOXES

1,000-Yard Receivers.....	97
1,000-Yard Rushers.....	197
3,000-Yard Passers.....	326
Active Leaders in Games Played/Started.....	13
Aikman Efficiency Ratings.....	308
Air Miles Flown.....	58
Award Winners, 2012 Season.....	60
Bear Down, Chicago Bears.....	423
Bears Headquarters, History of.....	445
Bears Share.....	52
Blown Leads.....	65
Captains, Bears Team.....	150
Championship Leaders.....	364
Come-from-Behind Wins.....	63
Contract Expiration.....	20
Directions to Halas Hall.....	8
Divisional Challenge.....	426
Drafted Players, Most by Position.....	296
Draftees by School, Most.....	143
Ed Block Courage Award Winners.....	436
Emmy Award Winners.....	76
Field Goal Accuracy, Career.....	173
Field Goals, Long Distance Accuracy.....	223
Franchise Moves.....	367
Free Agent Signings.....	78
General Managers, All-Time.....	273
Hall of Famers, by Franchise.....	262
Hall of Famers, Championship Team.....	258-261
Head Coaches, Bears.....	85
Helmetless Player, Last.....	26
Homes of the Bears.....	30
Injured Reserve.....	202
Interceptors, Top.....	140
International Games.....	425
Kickoff Weekend Wins.....	43
Longest Play at Soldier Field.....	212
Longest Winning/Losing Streaks.....	213
Mannely's Longevity.....	94
Naming the Bears.....	242
NFC Central Standings, All-Time.....	433
NFC North Standings, All-Time.....	55
NFL Walter Payton "Man of the Year".....	70
Offensive Linemen Scores.....	18
Opening Day Rookie starters.....	29
Physicians, Bears Team.....	31
Piccolo Award Winners.....	435
Playoff Appearances.....	21
Playoffs, Record vs. Opposing Teams.....	335
Postseason Start, First by QB.....	282
Pro Bowl Appearances.....	53
Pro Bowl, Individual Most.....	254
Pronunciation Guide.....	168
Punting, Podlesh Net.....	118
QB Rating Formula.....	269
QB Rating Formula.....	67
QB Rating Formula.....	67
Quarter-by-Quarter Scoring, 2012.....	271
Receiving Leader, Marshall.....	102
Receiving, Marshall Career.....	366
Record, Bears by Stadium.....	414
Record, Bears vs. Extinct Franchises.....	365
Retired Numbers.....	448
Road Headquarters, Bears 2013 Hotels.....	139
Rookie QB Performances.....	139
Rookie Starters.....	265
Rushing Leader, Forte.....	116
Sack Leaders since 2002.....	424
Sackmasters.....	286
Schools, Most Draftees.....	264
Scoring Leader, Gould.....	211
Shutouts.....	22
Special Teams Rankings.....	446
Staley da Bear.....	328
Super Bowl TV Audiences.....	10
Super Bowls, Future.....	83
Tackle Totals, Notable Bears.....	222
Takeaway Leaders.....	325
Takeaways/Giveaways.....	325
Tacklers, Bears Leading.....	128
Tillman Defensive Rankings.....	272
Touchdown Returns Leader, Hester.....	214
Touchdowns, Most Kick Return/Combined.....	5
Uniform, Bears.....	275
Weather, Cold.....	276
Weather, Windy City.....	270
Wins, 700+.....	334
Wrigley Record.....	

2013 SEASON SCHEDULE

PRESEASON

Friday	August	9	@ Carolina	7:00pm	FOX
THURSDAY	AUGUST	15	CHARGERS	7:00PM	ESPN
Friday	August	23	@ Oakland	9:00pm	FOX
THURSDAY	AUGUST	29	BROWNS	7:00PM	FOX

REGULAR SEASON

SUNDAY	SEPTEMBER	8	BENGALS	NOON	CBS
SUNDAY	SEPTEMBER	15	VIKINGS	NOON	FOX
Sunday	September	22	@ Pittsburgh	7:30pm	NBC
Sunday	September	29	@ Detroit	Noon	FOX
SUNDAY	OCTOBER	6	SAINTS	NOON	FOX
THURSDAY	OCTOBER	10	GIANTS	7:25PM	NFLN
Sunday	October	20	@ Washington	Noon	FOX
Sunday	October	27	Bye		
Monday	November	4	@ Green Bay	7:40pm	ESPN
SUNDAY	NOVEMBER	10	LIONS	NOON	FOX
SUNDAY	NOVEMBER	17	RAVENS*	NOON	CBS
Sunday	November	24	@ St. Louis*	Noon	FOX
Sunday	December	1	@ Minnesota*	Noon	FOX
MONDAY	DECEMBER	9	COWBOYS	7:40PM	ESPN
Sunday	December	15	@ Cleveland*	Noon	FOX
Sunday	December	22	@ Philadelphia*	Noon	FOX
SUNDAY	DECEMBER	29	PACKERS*	NOON	FOX

All games Central Time, **HOME GAMES IN CAPS AND BOLD**

* Game dates and times subject to change

FOR TICKET INFORMATION

CHICAGOBEARS.COM

or (847) 615-BEAR

2013 BROADCAST SCHEDULE

BEARS PRESEASON FOOTBALL

Brought to you by NorthShore University Healthsystem

BEARS GAMEDAY LIVE

Brought to you by Advocate Health Care

Sundays 10:30am starting 9/8

BEARS GAMENIGHT LIVE

Sundays 10:35pm starting 9/1

INSIDE THE BEARS

Brought to you by Jimmy John's

Saturdays 6:00pm on My50 starting 9/14

Sundays 11:05pm on FOX 32 CHICAGO



BEARS BLITZ

Thursdays 4:30pm starting 9/5

BEARS HUDDLE

Wednesdays 4:30pm starting 9/4

UNITED BEARS RECAP

Mondays 4:30pm starting 9/9

BEARS COACHES SHOW

Brought to you by McDonald's

Mondays 6:30pm starting 8/26

WBBM 780AM and 105.9FM

BEARS ALL ACCESS

Brought to you by Sports Authority

Thursdays 6:00pm starting 7/25

WCBS 670AM THE SCORE



IT'S
Miller
TIME®

OFFICIAL BEER PARTNER OF
YOUR CHICAGO BEARS



GREAT BEER
GREAT RESPONSIBILITY®

©2013 MILLER BREWING CO., MILWAUKEE, WI

Find complete schedules and details at ChicagoBears.com/cbn



SO YOU CAN

snap, tag, file, and get back to business.

MANAGE YOUR RECEIPTS WITH JOT, THE LATEST APP FROM INK.

Take a picture of your receipts with your smartphone.

Tag and file them instantly. Learn more at chase.com/JOT



Chase cards are issued by Chase Bank USA, N.A., subject to credit approval. Restrictions and limitations apply.
© 2013 JPMorgan Chase & Co. All rights reserved.