



CLEVELAND BROWNS 2013 MEDIA GUIDE

2013 CLEVELAND BROWNS MEDIA GUIDE



CLEVELANDBROWNS.COM



for mastering the X's and O's.

Sweat. Heart. Victory. You know what it takes to get there. That is why PNC is proud to be the Official Bank of The Cleveland Browns.

pnc.com



for the achiever in you™



PNC BANK

2013 CLEVELAND BROWNS PRESEASON SCHEDULE

DATE	OPPONENT	SITE	NETWORK	TIME
THUR., AUG. 8	ST. LOUIS RAMS	FIRSTENERGY STADIUM	WKYC	8:00 P.M.
THUR., AUG. 15	DETROIT LIONS	FIRSTENERGY STADIUM	WKYC	7:30 P.M.
Sat., Aug. 24	at Indianapolis Colts	Lucas Oil Stadium	WKYC	7:00 p.m.
Thur., Aug. 29	at Chicago Bears	Soldier Field	WKYC	8:00 p.m.

HOME GAMES. All times Eastern.

All preseason games will air on the PNC Bank Cleveland Browns Radio Network, including the team's flagship stations 92.3 The Fan, ESPN 850 WKNR and 98.5 WNCX.

2013 CLEVELAND BROWNS REGULAR-SEASON SCHEDULE

DATE	OPPONENT	SITE	NETWORK	TIME
SUN., SEPT. 8	MIAMI DOLPHINS	FIRSTENERGY STADIUM	CBS	1:00 P.M.
Sun., Sept. 15	at Baltimore Ravens	M & T Bank Stadium	CBS	1:00 p.m.
Sun., Sept. 22	at Minnesota Vikings	Mall of America Field	CBS	1:00 p.m.
SUN., SEPT. 29	CINCINNATI BENGALS	FIRSTENERGY STADIUM	CBS	1:00 P.M.
THUR., OCT. 3	BUFFALO BILLS	FIRSTENERGY STADIUM	NFLN	8:25 P.M.
SUN., OCT. 13	DETROIT LIONS	FIRSTENERGY STADIUM	FOX	1:00 P.M.
Sun., Oct. 20	at Green Bay Packers	Lambeau Field	CBS	4:25 p.m.
Sun., Oct. 27	at Kansas City Chiefs	Arrowhead Stadium	CBS	1:00 p.m.
SUN., NOV. 3	BALTIMORE RAVENS	FIRSTENERGY STADIUM	CBS	4:25 P.M.
SUN., NOV. 10	BYE WEEK			
Sun., Nov. 17	at Cincinnati Bengals	Paul Brown Stadium	CBS	#1:00 p.m.
SUN., NOV. 24	PITTSBURGH STEELERS	FIRSTENERGY STADIUM	CBS	#1:00 P.M.
SUN., DEC. 1	JACKSONVILLE JAGUARS	FIRSTENERGY STADIUM	CBS	#1:00 P.M.
Sun., Dec. 8	at New England Patriots	Gillette Stadium	CBS	#1:00 p.m.
SUN., DEC. 15	CHICAGO BEARS	FIRSTENERGY STADIUM	FOX	#1:00 P.M.
Sun., Dec. 22	at New York Jets	MetLife Stadium	CBS	#1:00 p.m.
Sun., Dec. 29	at Pittsburgh Steelers	Heinz Field	CBS	#1:00 p.m.

HOME GAMES. All times Eastern.

#Due to NFL Flexible Scheduling, game times are subject to change

All regular-season games will air on the PNC Bank Cleveland Browns Radio Network, including the team's flagship stations 92.3 The Fan, ESPN 850 WKNR and 98.5 WNCX.

TEAM INFORMATION

CLEVELAND BROWNS TRAINING AND ADMINISTRATIVE COMPLEX

76 Lou Groza Boulevard
Berea, Ohio 44017
(440) 891-5000

FIRSTENERGY STADIUM

100 Alfred Lerner Way
Cleveland, Ohio 44114
(440) 891-5001

CLEVELAND BROWNS TICKET OFFICE

100 Alfred Lerner Way
Cleveland, Ohio 44114
(440) 891-5050
(888) 891-1999 (toll free)

CLEVELAND BROWNS TEAM SHOP

(440) 824-3427
(877) 746-8326 (toll free)

GRIDIRON GRILLE AT FIRSTENERGY STADIUM

(440) 824-3436

FIRSTENERGY STADIUM TOURS

(440) 824-3361

TICKET SALES

(440) 824-3434

FAN SQUAD

(440) 824-6284

INDEX

A	
All-League Selections.....	133
Attendance, All-Time.....	231
Assistant Coaches (1946-95, 1999-2012).....	154
Award Winners, NFL.....	131-132
Award Winners, Team.....	135
B	
Biographies	
Coaching Staff.....	18-33
Draft Choices, 2012.....	92-94
Football Support Staff.....	36-37
Front Office.....	12-17
Player Personnel.....	33-36
Undrafted and First-Year Free Agents.....	94-103
Veterans.....	45-92
Browns Backers Worldwide.....	84
Browns Interesting Facts, Index of.....	274
C	
Calendar, NFL.....	16
Community, Browns in the.....	3-9
Complex, Browns Training and Administrative.....	274
D	
Directory, Browns Staff.....	10-11
Draft Choices, All-Time.....	155-164
Draft Choices, by College.....	165
Draft, 1999 Expansion.....	166
F	
FirstEnergy Stadium.....	272-273
Free Agency, (1993-95, 1999-2013).....	166-167
Free Agents, "Plan B" (1989-92).....	167
H	
Hall of Fame, Browns in.....	127-130
History, Browns.....	123-124
L	
Last Time.....	271
Legends, Cleveland Browns.....	126
Longest Plays, Browns History.....	235
M	
Media Center, Dino Lucarelli.....	274
N	
Name, Browns.....	124
Numbers	
Jersey, All-Time.....	146-153
Retired Uniform.....	125
O	
Overtime, Browns in.....	178-179
P	
Participation Chart, 2012.....	110
Prime Time, Browns on.....	181

Pro Bowl Selections	
By Player.....	134
By Year.....	133
Pronunciation Guide.....	233

R	
Radio Information.....	275
Ranking by Yards (Since 1971).....	178

Records	
100-Yard Receiving Games.....	267-269
100-Yard Rusher, 100-Yard Receiver or 300-Yard	
Passer in same Game.....	270
100-Yard Rushing Games.....	263-265
300-Yard Passing Games.....	266
Head Coaches'.....	180
Individual.....	237-243
Opponents' Single-Game.....	252-253
Rookie.....	250-252
Team.....	243-250

Results	
2012, Regular Season & Preseason.....	108
Playoff.....	230
Preseason, All-Time.....	182-184
Regular Season, All-Time.....	185-228
Year-by-Year.....	229
Ring of Honor.....	126
Rosters	
All-Time.....	136-145
Alphabetical, 2013.....	104
Numerical, 2013.....	105

S	
Schedule, 2013 Browns.....	1
Schedule, 2013 NFL.....	276-278
Series, All-Time Game-by-Game.....	170-177
Shutouts, All-Time.....	180
Staff, Browns.....	38-44
Standings, 2012 NFL Final.....	106-107
Statistics	
Final, 2012.....	108-109
Superlatives, 2012.....	111-113
Summaries, 2012 Week-By-Week.....	115-122

T	
Top 10	
Career.....	232-233
Game Performances.....	235
Seasons.....	234
Trade History (1999-2013).....	168-169
Training Camp History.....	274

Y	
Year-By-Year Leaders.....	254-262

NATE WALLACK/CLEVELAND BROWNS EDUCATION FUND

Each year the Cleveland Browns donate a portion of the proceeds from the sale of the media guide to the Nate Wallack/Cleveland Browns Education Fund at Cleveland State University. In 1981, the Cleveland Browns established a scholarship fund in honor of the Northeast Ohio media. Through annual gifts of \$4,000 beginning in 1984, the Browns supported scholarships for CSU students interested in sports media relations. Nate Wallack, a former PR director of the Browns, was widely viewed as a pioneer in the field of NFL media relations and genuinely revered by his NFL PR colleagues as well as the working sports media. Following Wallack's passing on January 16, 1984, the Browns asked that the CSU fund be named in honor of Nate Wallack. Today, the fund provides annual scholarship support for student interns in CSU's Sports Information Department.



**THE CLEVELAND BROWNS ARE COMMITTED TO IMPACTING THE
COMMUNITY THROUGH EFFORTS FOCUSED ON CITIZENSHIP,
EDUCATION, HEALTH & WELLNESS AND YOUTH FOOTBALL.**



CLEVELANDBROWNS.COM/COMMUNITY

BROWNS IN THE COMMUNITY



The Cleveland Browns remain committed to the fans and communities in Northeast Ohio and look forward to sharing the excitement, pride and anticipation of what the future holds. The Browns will continue to make a difference in the community through distinct and direct outreach efforts.

During the last year, the Cleveland Browns and Cleveland Browns Foundation raised awareness and extended support through efforts focused on citizenship, education, health & wellness and youth football. Through these platforms, local and national causes including breast cancer awareness, reading, Hispanic heritage, military appreciation and the Play 60 movement have inspired remembrance, thought and activation.

CITIZENSHIP

While the Browns appreciate the opportunity to support others, there is no gratitude more profound than which is felt for those serving our country. Through the Browns signature "Hats Off to Our Heroes" gameday program which was created in 2002, more than 1,000 tickets have been donated to very deserving individuals who unselfishly risked their lives to serve in the armed forces and our local community. Players not only show their support on gameday for these individuals but also had the chance to directly impact those serving overseas through "Pro vs. GI Joe".



Browns players challenged U.S. troops in a fun head-to-head video game competition both online and in person as part of the "Pro vs. GI Joe" nonprofit organization. The players connected with military representatives overseas at sites in Afghanistan and Germany.



The Browns hosted a culture change forum between the NFL and the Ohio National Guard to share information, provide education and engage in discussion on concussions and other health-related issues affecting both organizations. The goal was to promote help-seeking behaviors among players and soldiers.



Aligned with the NFL's Salute to Service campaign, the Browns dedicate a home game during the month of November as a way to honor past and present heroes who serve our country.

EDUCATION

With education at the core of the Browns outreach efforts, kids discovered stories of their own as reading accomplishments were celebrated by the Browns through Cleveland Metropolitan School District recognition programs, summer reading programs and the signature "Touchdown for Reading" opportunity for local library systems.



More than 2,600 kids logged nearly 2 million minutes of reading through the Browns signature "Touchdown for Reading" program offered to students in grades K-8.



The Browns recognized 100 students from the Cleveland Metropolitan School District who were identified as top performers at their school through the Study Island Program.



In 2012, Browns coaches, players and staff combined to volunteer more than 2,000 hours in the community, which included visiting more than 20 Cleveland area schools.

HEALTH & WELLNESS

Over the course of 14 seasons, the Browns have installed 18 play spaces to ensure kids have a safe place to play through the annual Fitness Zone and Hometown Huddle volunteer projects. The Browns Play 60 movement continues to inspire kids to be active for 60 minutes a day, and a local school was crowned as the Cleveland Browns Play 60 Super School.



Over the course of the 2012 spring and fall Play 60 Challenges, more than 7 million minutes of physical activity were logged by more than 2,000 seventh and eighth grade Northeast Ohio participants.



Browns players visited Youth Challenge, which brings together children with physical disabilities and volunteers who enrich each other's lives through participation in adapted sports and recreational activities.



The Browns hosted a Play 60 Field Day for 100 seventh and eighth grade students from Forest Park Middle School in Euclid who were the grand prize winners of the Spring 2013 Cleveland Browns Play 60 Challenge.



Annually the Browns partner with the American Heart Association to host a Healthy Family Training Camp. All kids received an example of a healthy meal both in content and in size. Nearly 600 people were on-hand to learn the value of being "heart-healthy".



This past year, more than 30 Browns players visited local hospitals and rehabilitation centers to spend time with patients and help brighten their day.



Big Creek Elementary School in Middleburg Heights was crowned the Browns Play 60 Super School and was presented with a \$10,000 NFL Play 60 grant for health and wellness programming or equipment.

YOUTH FOOTBALL

With youth football providing year-round programming for players, coaches, officials and parents, the Cleveland Browns continue to evolve as a development leader for the game of football. Through camps, clinics and other football-based initiatives, the Browns strive to provide quality programs to ensure the youth of today are involved with the sport for generations to come.



The past year, the Browns donated more than \$250,000 of football equipment to 23 area high schools. The equipment included new or slightly used cleats, jerseys, pants and other football-related gear.



In 2010, the Browns launched the High School Game of the Week program where fans can vote for that week's featured contest. In all, more than 3 million Game of the Week votes have been cast on ClevelandBrowns.com.



In 2012, more than 250 kids participated in the Cleveland Browns Youth Football Camp. The three-day camp gave the participants the opportunity to sharpen their skills and work on basic football fundamentals.



For the second time in the last three years, the Browns hosted the NFL High School Player Development National 7-on-7 Tournament. This year, the club also hosted the National Lineman Challenge.



A new football field/stadium was constructed at Roehm Middle School as a way to pay tribute to the late Lou Groza. The field is used by the school district, Lou Groza Youth Football and select Browns youth football events. The project was made possible in part through a \$250,000 grant contributed by the Cleveland Browns, as part of the NFL Foundation.

BROWNS OVERSEAS

Browns players have participated in the NFL-USO All-Star tour in recent years, illustrating a team and personal commitment to extend military appreciation. D'Qwell Jackson (2013), Alex Mack (2012) and Joe Thomas (2010) each participated in week-long visits to U.S. troops at military bases throughout the Middle East. In addition, former Brown Eric Metcalf (1989-94) participated in the USO Alumni Tour in July 2013. The NFL and USO have organized overseas morale-building visits for more than 45 years.





**DO YOU LOVE THE CLEVELAND BROWNS?
PROVE IT!**

**JOIN OVER 100,000+ REGISTERED BROWNS BACKERS IN SUPPORT OF YOUR TEAM!
SIGN UP TODAY AND RECEIVE A 10% DISCOUNT AT THE BROWNS TEAM SHOP.**

BROWNSBACKERS.ORG | BROWNSJUNIORBACKERS.COM

STAFF DIRECTORY

MANAGEMENT

Jimmy Haslam	Owner
Joe Banner	Chief Executive Officer
Alec Scheiner	President
Sashi Brown	Executive Vice President, General Counsel
Bryan Wiedmeier	Executive Vice President
Fred Nance	Senior Advisor and Special Counsel
Jim Brown	Special Advisor
Megan Rogers	Director, Legal Affairs
Jacquie Thomas	Executive Assistant
Lisa Laneve	Executive Assistant
Bonnie Gordon	Executive Assistant

COACHING

Rob Chudzinski	Head Coach
Norv Turner	Offensive Coordinator
Ray Horton	Defensive Coordinator
Chris Tabor	Special Teams Coordinator
Bobby Babich	Assistant Defensive Backs Coach
Brian Baker	Outside Linebackers Coach
Louie Cloffi	Defensive Backs Coach
Joe Cullen	Defensive Line Coach
Chris DiSanto	Assistant Strength and Conditioning Coach
Jon Embree	Tight Ends Coach
Ken Flajole	Inside Linebackers Coach
Steve Gera	Special Assistant to the Head Coach
Derik Keyes	Assistant Strength and Conditioning Coach
Shawn Mennenga	Special Teams Assistant
Daron Roberts	Defensive Quality Control Coach
Brad Roll	Strength and Conditioning Coach
John Settle	Running Backs Coach
Shane Steichen	Offensive Quality Control Coach
Mike Sullivan	Offensive Line Coach
Scott Turner	Wide Receivers Coach
George Warhop	Offensive Line Coach

PLAYER PERSONNEL

Michael Lombardi	General Manager
Ray Farmer	Assistant General Manager
Jon Sandusky	Director, Player Personnel
Frank Edgerly	Senior Pro Scout
Chisom Opara	College Area Scout
Dan Saganey	Pro Scout
Brent Blaylock	College Area Scout
Zac Bocian	College Area Scout
Brendan Donovan	College Area Scout
Matthew Manocherian	College Area Scout
Patrick Moore	College Area Scout
Jonathon Stigall	College Area Scout
Bobby Vega	College Area Scout
Ken Kovash	Director, Football Research and Player Personnel Assistant
Deb Kruszynski	Executive Assistant, Player Personnel

FOOTBALL SUPPORT

TRAINING & MEDICAL

Joe Sheehan	Head Athletic Trainer
Andre Tucker	Assistant Athletic Trainer
Gordon Williams	Assistant Athletic Trainer

EQUIPMENT

Brad Melland	Head Equipment Manager
Jeff Inderhees	Assistant Equipment Manager
Jim McLaughlin	Assistant Equipment Manager

PLAYER ENGAGEMENT

Aaron Shea	Director, Player Engagement
------------	-----------------------------

VIDEO

Chad Bogard	Video Director
Rob Pavlas	Assistant Video Director
George Momirovic	Video Assistant

FOOTBALL ADMINISTRATION

OPERATIONS

Phil Dangerfield	Director, Operations
Simon Gelan	Manager, Operations

GROUNDS

Chris Powell	Head Groundskeeper
Neal Pate	Stadium Field Manager
Scott Springer	Grounds Supervisor
Russell Horn	Assistant Groundskeeper
Jeff Witt	Assistant Groundskeeper

SECURITY

Pete Bickmore	Vice President, Security
---------------	--------------------------

STADIUM OPERATIONS & MAINTENANCE

Todd Argust	Director, Stadium Operations
-------------	------------------------------

OPERATIONS

Steve Eyerman	Manager, Stadium Operations
Bob Schmitz	Manager, Stadium Facilities
Clete Diener	Coordinator, Stadium Facilities
Mike D'Angelo	Coordinator, Stadium Facilities
Mike Good	Coordinator, Stadium Operations
Ryan Marut	Coordinator, Stadium Operations

MAINTENANCE

Bob Digney	Engineer
Bob Smith	Engineer
Kimer Rogers	Engineer
Steve Schlegel	Engineer
Jerry Ray	Engineer
Jim Popczun	Engineer
Eric Strick	Engineer
Jeff Pewitt	Engineer
Jennifer Williams	Engineer
Mike Peters	Engineer
Kevin Fallon	Painter

FINANCE & ADMINISTRATION

David A. Jenkins	Chief Financial Officer
------------------	-------------------------

FINANCE & ACCOUNTING

Gregory Rush	Director, Finance
--------------	-------------------

Laurie Rice	Controller
Pamela Smith	Assistant Controller
Sue Majewski	Payroll Administrator
Donna Podolak	Executive Assistant

ADMINISTRATION

Mike Nikolaus	Director, Administration
Matt Srodek	Manager, Berea Facilities
Chris Cola	Coordinator, Berea Facilities
Casey Thompson	Coordinator, Shipping & Receiving
Carol Meier	Receptionist

INFORMATION TECHNOLOGY

Brandon Covert	Director, Information Technology
Jeff Patton	Network Manager
Jud Covert	Network Analyst
Linwood Jones	Database Analyst
David Lowry	Network Administrator
Seth Hooker	Software Developer
Joseph Moeller	Software Developer

COMMUNICATIONS

Zak Gilbert	Director, Communications
Dan Murphy	Coordinator, Communications
Rob McBurnett	Coordinator, Communications
D.J. Philippe	Assistant, Communications

SALES & MARKETING

Brent Stehlik	Executive Vice President, Chief Revenue Officer
Cari Savage	Executive Assistant

SPECIAL EVENTS

Beth Brand	Manager, Special Events
Leah Kraus	Coordinator, Special Events

TICKET SALES

John Davis	Vice President, Ticket Sales & Service
Bob Sivik	Director, Season & Group Ticket Sales
Josh Young	Manager, Inside Sales
Nick Surace	Senior Account Executive, Season Ticket Sales
Tare Beaver	Season Sales Representative
David Campione	Season Sales Representative
Patrick Hanrahan	Season Sales Representative
Brandon Schwartz	Season Sales Representative
Brandon St. Jean	Season Sales Representative
Daniel Souder	Season Sales Representative
Chris Vasu	Season Sales Representative
Rick Collier	Group Sales Representative
Brandon Goebel	Group Sales Representative
Iman Warren	Group Sales Representative
Jenna Block	Coordinator, Sales
Jessica Powles	Coordinator, Sales

PREMIUM AND SUITE SALES & SERVICE

Nick Frasco	Director, Premium and Suite Sales & Service
Paul Mocho	Director, Suite Sales
Max Kozinn	Manager, Premium Sales
Sharon Smith	Manager, Suite Service
Nina Ciccone	Account Executive, Premium Sales
Steve Korey	Account Executive, Premium Sales
Evan Sahr	Account Executive, Premium Sales
Randy Willis	Account Executive, Suite Sales

GUEST RELATIONS

Lauren Voorhies	Director, Guest Relations
Ricardo Rivera	Guest Relations Manager, Season Tickets
Cassandra Baskin	Guest Relations Manager, Club Members
Jessica Berkshire	Guest Relations Representative, Club Members
Brian Gross	Guest Relations Representative, Season Tickets
John LaForce	Guest Relations Representative, Season Tickets
Lisa Miller	Guest Relations Representative, Season Tickets

TICKET OPERATIONS

John Schulze	Director, Ticket Operations
David Lee	Senior Manager, Ticket Operations
Ryan Beech	Manager, Ticket Operations

CORPORATE SALES & SERVICE

Matt Goodman	Vice President, Corporate Partnerships
Brett Reynolds	Senior Director, Corporate Partnerships
Matt Webb	Director, Corporate Sponsorships
Rob Byrne	Manager, Corporate Partnerships
Patrick Stack	Manager, Corporate Partnerships
Kelly Carroll	Manager, Partnership Service & Activation
Bridget Huzicka	Manager, Partnership Service & Activation
Kaila Lockhart	Coordinator, Partnership Service & Activation

BRAND & FAN DEVELOPMENT

Kevin Griffin	Vice President, Fan Experience & Marketing
Rachel Garofolo	Coordinator, Marketing Services

ALUMNI

Tony Dick	Manager, Alumni Relations
Kevin Mack	Alumni Relations
Dino Lucarelli	Alumni Relations

BROWNS BACKERS

Michele DeScioli	Manager, Browns Backers
Corey Kinder	Coordinator, Browns Backers

COMMUNITY OUTREACH

Renee Harvey	Vice President, Community Outreach
Jenner Tekancic	Director, Community Relations
Matt Yunker	Manager, Youth Football
Brittany Young	Coordinator, Community Relations

CREATIVE SERVICES

George Muller	Director, Creative Services
Chris Modarelli	Art Director
Jen Nawalaniec	Manager, Creative Services

CONTENT & PRODUCTION

Vic Carucci	Senior Editor
Jamir Howerton	Manager, Content & Production
Joe Meadows	Manager, Digital Media
Kyle Millen	Manager, Scoreboard Operations
Rich Hanchette	Motion Graphic Artist
Drew Boatner	Coordinator, Content & Production
Paul Taylor	Coordinator, Content & Production
Lauren Whitaker	Coordinator, Digital Media
Matt Florjancic	Staff Writer

JIMMY HASLAM



OWNER
YEAR WITH BROWNS: 2ND
YEAR IN NFL: 6TH

On August 2, 2012, Jimmy Haslam agreed to purchase 70 percent of the Cleveland Browns from Randy Lerner. The sale was unanimously approved by the NFL owners on October 16, 2012, while the closing took place on October 25.

A native of Knoxville, Tenn., Haslam in addition to his ownership of the Browns serves as CEO of Pilot Flying J, a position he has held since 1994. In 1976, he joined Pilot Corporation, a company his father, James A. Haslam II, founded in 1958. In those 37 years, Pilot Travel Centers has grown annual gallon sales from approximately \$125 million to \$8 billion. The company also has grown its network from seven states in the Southeast to 43 states in the U.S., and six Canadian provinces, with more than 600 travel centers and travel plazas. Today, Pilot Flying J is the sixth-largest privately held company in the United States, and employs more than 25,000 people.

Haslam and his wife, Dee, are immersed in numerous philanthropic endeavors. His civic involvement includes service on the boards of directors

for the United Way of Greater Knoxville and Lakeshore Park. He is the co-founder of the Haslam Scholars Program at the University of Tennessee, and he formerly served as campaign chair for both Knox Area Rescue Ministries and United Way of Greater Knoxville.

Haslam also serves on the boards of the National Association of Truckstop Operators and Anderson Media Corporation. In 2006, he served as Tennessee statewide campaign chair for Bob Corker, now a United States Senator. Haslam was also the 2010 Tennessee statewide campaign chair for Governor Bill Haslam. In 2010, he was named a recipient of the Ernst & Young Entrepreneur of the Year award for the Southeast region. In October 2011, Haslam was recognized as a "Significant Sig" by the Sigma Chi Foundation. He also received the University of Tennessee College of Business Administration's Distinguished Alumni Award.

From an NFL perspective, Haslam is a member of the league's business ventures committee.

In 2008, Haslam became a part owner of the Pittsburgh Steelers, marking the first time ownership of the franchise expanded beyond the Rooney and McGinley families. Haslam kept that stake until taking control of the Browns.

Haslam is married to Susan "Dee" Bagwell Haslam. Dee is CEO of RIVR Media, an Emmy Award-winning TV production company specializing in reality and documentary programming, based in Knoxville. The Haslams have three adult children, Jim, Whitney and Cynthia, and five grandchildren.



JOE BANNER



Joe Banner was named the Browns' Chief Executive Officer by owner Jimmy Haslam on October 16, 2012. He joined the team after spending the previous 19 years (1994-2012) with the Philadelphia Eagles, including the final 12 as the club's president. Banner spent the first seven years of his tenure with the Eagles overseeing the day-to-day operations of the organization.

During Banner's time with the Eagles, the team boasted a regular-season record of 162-124-2, made the playoffs 11 times, won six NFC East titles, advanced to the NFC Championship game on five occasions and made one Super Bowl appearance. From 2000-09, the Eagles led the NFC with 103 regular-season wins, becoming just the 13th team in NFL history to top the century mark in victories over the course of one decade. Stability was established during Banner's tenure, as the team had just two head coaches since 1995. He was instrumental in the process of identifying and hiring Andy Reid as head coach in 1999. At the time, Reid had just seven years of experience as an assistant in the NFL, and none as a coordinator. He went on to become the winningest head coach in Eagles history and one of the most successful head coaches in the entire NFL during his tenure in Philadelphia.

The franchise was equally successful off the field under Banner's leadership. He worked closely with the City of Philadelphia to ensure that the Eagles moved into their new home, Lincoln Financial Field, in 2003. The team played in front of sellout crowds for every home game from 2003-11, as well as its final four years at Veterans Stadium (1999-2002). In addition, the club constructed its new state-of-the-art practice facility, the

NovaCare Complex, in 2001. The Eagles also were consistently among the top NFL teams in total revenue.

The Eagles were active members of the Philadelphia community during Banner's time with the organization. During his tenure, the club formed the nationally acclaimed Eagles Youth Partnership and was instrumental in the Eagles Tackling Breast Cancer campaign.

Since Banner has been with the Browns, the team has received national acclaim for assembling one of the strongest coaching staffs in the league, led by a bright, young offensive mind in Rob Chudzinski. It also includes offensive coordinator Norv Turner, defensive coordinator Ray Horton and special teams coordinator Chris Tabor, three of the most respected football men in their areas of expertise. Banner also has led the transformation of the business side of the club, which has seen a stadium naming-rights deal consummated and a landmark flagship radio partnership formed under his guidance.

Personally, Banner has been heavily involved in several philanthropic endeavors, particularly in helping children in need through his involvement with City Year. As the co-chair of the Philadelphia City Year Board, he helped to grow the non-profit organization, which sends teams of young people to city schools to teach and mentor at-risk children.

In 2001, Banner received the leadership award from the renowned PARTNERS program, a charitable organization with a goal to enhance social and race relations in the Philadelphia area. In addition, he received in 2009 the Lifetime of Idealism Award from City Year Greater Philadelphia, and in 2006 the Distinguished Community Leadership Award from Operation Understanding.

Banner is a graduate of Denison University in Granville, Ohio, and was a sports producer and reporter at WCAU Radio in Philadelphia upon graduation. Following his stint there, he opened a chain of clothing stores in Boston called "Designer's Clothing."

Banner and his wife, Helaine, have a daughter, Jill, and two sons, Jason and Jonathan.



ALEC SCHEINER



PRESIDENT
YEAR WITH BROWNS: 1ST
YEAR IN NFL: 10TH

Alec Scheiner was named President of the Cleveland Browns on December 18, 2012. He joined the Browns after spending the previous eight years with the Dallas Cowboys, including the last five as Senior Vice President and General Counsel. In his role with the Browns, Scheiner oversees all business functions of the club including revenue generation, stadium operations, finance, legal, information technology, and fan engagement. Scheiner also helps lead football analytics for the club and has various other involvement with team operations.

Scheiner joined the Cowboys in 2004 as General Counsel. In his position with the Cowboys, Scheiner oversaw all legal aspects, business planning, strategy, human resources and analytics for the entire organization. He negotiated and developed all agreements for the design, construction, financing, marketing and lease of Cowboys Stadium. Scheiner drafted and negotiated all sponsorship, merchandising, event, seat/suite and broadcast agreements for the team, oversaw any litigation or dis-

putes, and provided general legal and business guidance and advice to the Cowboys and the Jones family.

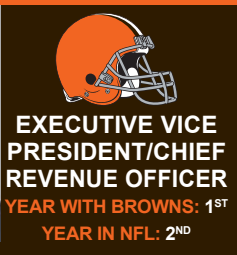
Scheiner, who grew up in Lower Merion, Pennsylvania, attended Georgetown University, where he earned his degree in economics and Latin American studies in 1992. He went on to earn his J.D. from Georgetown Law School in 1997.

Upon graduating from Georgetown Law Center, Scheiner practiced at Wilmer, Cutler & Pickering (now WilmerHale) from 1997 until joining the Cowboys in 2004. During that time he served as outside counsel for the Dallas Cowboys (on a variety of matters, including the Cowboys' opt-out from the NFL's merchandising program). While at the law firm, he also advised on the sale of the Baltimore Ravens, the relocation of the Charlotte Hornets to New Orleans, the sale of various ownership interests in the Washington Wizards and Washington Capitals, the sale of ownership interests in the Toronto Raptors and Toronto Maple Leafs, and the Rose Bowl's attempts to secure an NFL team in Pasadena. In 2010 Scheiner was named one of Sports Business Journal's Top 40 sports business executives under 40.

Scheiner is currently on the executive committee and the board of directors of Legends Hospitality, the concessionaire, sales and marketing company owned by the Dallas Cowboys and New York Yankees, which was formed in 2008.

Alec and his wife, Nadya, have a daughter, Norah (7), and two sons, Rafe (3) and Max (1).

BRENT STEHLIK



**EXECUTIVE VICE
PRESIDENT/CHIEF
REVENUE OFFICER**
YEAR WITH BROWNS: 1ST
YEAR IN NFL: 2ND

Brent Stehlik is in his first year with the Cleveland Browns after joining the organization as Executive Vice President/Chief Revenue Officer in January 2013. He currently oversees all aspects of revenue generation for the franchise including ticket sales and retention, operations, suite and premium sales, corporate partnership sales and activation, concessions and merchandising, and the booking of special events. In 2013, Stehlik was named a recipient of the Sports Business Journal's "Forty Under 40" Award.

Prior to joining the Browns, Stehlik was Senior Vice President of Business Operations for the San Diego Padres from 2010-12 where he also

managed all aspects of revenue generation and marketing. Under Stehlik's leadership, the Padres saw dramatic growth in season ticket, group and suite sales that resulted in a number of milestones for the organization. Other departments experienced similar success as well, including Corporate Partnerships and Petco Park Events.

During his first two seasons with the Padres, Stehlik also oversaw Ballpark Operations, as well as the acquisition of the Tucson Padres (Triple-A) in 2010.

Stehlik has held additional roles as Director of Business Development for the Dallas Cowboys (NFL), Vice President of Ticket Sales and Service for the Arizona Diamondbacks (MLB), Chief Operating Officer of the Frisco RoughRiders (MiLB/Texas League) and Director of Group Sales for the Tampa Bay Lightning (NHL).

A native of Lakewood, Ohio, Stehlik graduated from the University of Mount Union in 1999 with a Bachelor of Arts degree in Sport Business and a double minor in Business Administration and Computer Information Systems. He and his wife, Molly, have a daughter, Sophie, and two sons, Boone and Griffin.

DAVID JENKINS



**CHIEF FINANCIAL
OFFICER**

YEAR WITH BROWNS: 10TH

YEAR IN NFL: 10TH

David Jenkins is in his 10th season with the Browns and first as Chief Financial Officer, where he oversees all finance-related components of the organization, including budgeting & strategic planning, financial reporting audit and risk management. He also serves as one of the organization's primary liaisons to government, working closely with the City of Cleveland and Berea on team related matters.

Jenkins joined the Browns in October 2004 as a financial and business analyst. He also has served as the club's Director of Finance (2006), Vice President of Finance (2007-10) and Senior Vice President of Finance &

Administration (2010-12). In 2007, he was the team's representative at the National Football League's management training program at Stanford University, and was a participant in the Leadership Cleveland Class of 2009.

A Certified Public Accountant in the State of Ohio, Jenkins began his professional career at Arthur Andersen LLP, where he served as a Senior Auditor from 1997-2002. He had stints at KPMG LLP, Proviti Inc. and STERIS Corporation, where he worked in business development and auditing for each company.

Jenkins is a member of the board of directors for the Downtown Cleveland Alliance, the MetroHealth Foundation, Cuyahoga Community College Foundation, Achievement Centers for Children, the Berea Chamber of Commerce and Birchwood School. In addition, he is currently an adjunct professor at his alma mater, Baldwin-Wallace University, where he teaches a class focusing on finance in the sports industry.

He earned his B.S. in Business Administration from Baldwin-Wallace in 1997. Jenkins resides in Westlake with his wife, Ada, and sons, Tony and Sonny.

BRYAN WIEDMEIER



**EXECUTIVE VICE
PRESIDENT**

YEAR WITH BROWNS: 4TH

YEAR IN NFL: 33RD

Bryan Wiedmeier is in his fourth season with the Browns, having joined the organization as Executive Vice President-Business Operations on January 11, 2010. In 2013 he adopts a new role, working closely with CEO Joe Banner focusing on long-term strategic planning for the organization, including stadium projects and other capital endeavors.

Wiedmeier joined the Browns following a successful 29-year tenure with the Miami Dolphins. He was hired by Dolphins Founder Joe Robbie in 1981 and was promoted to Assistant General Manager by Robbie in 1989. He served in key roles and ascending executive capacities for the Dolphins with responsibilities including business operations and football administration. He was named President and COO by owner H. Wayne Huizenga in January 2006.

"I've always felt that if I left the Dolphins and started somewhere else in the league the first person I would hire would be Bryan Wiedmeier," said Hall of Fame Head Coach Don Shula, with whom Wiedmeier worked from 1981-95. "He knows every aspect of the business and has become one of the top executives in the NFL."

During Wiedmeier's time with the Dolphins (1981-2009), the team ranked fourth in the NFL in wins with a 260-195-1 regular-season record, and

appeared in 27 postseason games. This run was highlighted by eight division titles, four AFC Championship games and a pair of Super Bowl appearances.

Off the field, the Dolphins enjoyed equal success. The club produced franchise highs for consecutive sellouts and total attendance, and built both a new stadium and training facility. South Florida was also awarded five Super Bowls and a Pro Bowl by the NFL during this period. The Dolphins were leaders in the league's international initiatives with six appearances in five countries, including the inaugural regular-season games in London and Toronto.

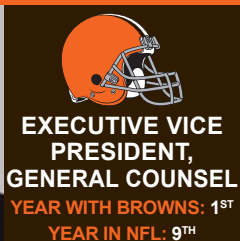
Wiedmeier has been active in league affairs for three decades as a club representative in National Football League matters and serving on NFL committees and working groups. He is an original member of the NFL Management Council's Working Club Executive Committee and NFL Player Insurance Trust.

In his NFL career, Wiedmeier has had the unique opportunity to work closely with five of the top football leaders of the era, including two members of the Pro Football Hall of Fame. This group includes the winningest coach in NFL history, Don Shula as well as Jimmy Johnson, Nick Saban, Bill Parcells and Mike Holmgren.

Wiedmeier earned his J.D. from the University of Miami School of Law and is a member of the Florida Bar. He was a three-year starting center for Carroll College (Montana), where he earned his business degree and served as team captain his senior year. He was a sophomore starter on Carroll's 1978 Hall of Fame team.

Bryan and his wife, Mary K., have five children, Lauren, Victoria, John, Danielle and Matthew.

SASHI BROWN



Sashi Brown was named the Browns' Executive Vice President, General Counsel on January 16, 2013. He comes to the club after spending the previous eight seasons (2005-12) with the Jacksonville Jaguars.

Brown's responsibilities include contract negotiation, government affairs, employment matters, insurance and risk management, intellectual property, licensing issues, litigation management and other strategic initiatives. Brown began his career as an attorney with Wilmer, Cutler, Pickering, Hale and Dorr, a Washington, D.C.-based law firm.

Brown earned his undergraduate degree from Hampton University in 1998 and his law degree from Harvard Law School in 2002. A native of Boston, Massachusetts, he is a member of the New York, Washington, D.C. and Florida bars. He and his wife, Paige, have two sons, Robeson Kai and Ellison Iniko.

FRED NANCE



Fred Nance joined the Browns on December 8, 2009. He served as Senior Advisor to the President until being named to his current position on January 28, 2013.

In his current role, Nance works with CEO Joe Banner, President Alec Scheiner and Executive Vice President, General Counsel Sashi Brown on a variety of strategic and development matters. Nance is also the Regional Managing Partner for the international law firm Squire, Sanders & Dempsey (US) LLP, where he recently completed his second four-year term on the firm's seven person Management Committee and has practiced for 35 years. He spearheads the firm's sports and entertainment practice and is highly regarded as an outstanding trial lawyer.

Nance has had a longstanding involvement with the National Football League, including leading the negotiation of a series of agreements with the NFL guaranteeing the return of the Browns to Cleveland. In 2006, Nance was selected from among several hundred candidates as one of five finalists for the position of Commissioner of the National Football League, becoming the first minority candidate in history to reach the final round of competition for Commissioner of a major league sport.

Born and raised in Cleveland, Nance recently completed a term as Chairman of the Greater Cleveland Partnership, the nation's largest Chamber of Commerce, and holds trustee positions with the Cleveland Clinic, the 50 Club of Cleveland and the Cleveland Foundation, among others.

He is a National Advisory Board Member of the National Association of Black Sports Professionals (NABSP) and is a member of the Black Entertainment & Sports Lawyers Association (BESLA). In 2008, Nance was awarded the Distinguished American of the Year Award by the National Football Foundation, Northeastern Ohio Chapter.

Nance has been with Squire Sanders (US) LLP since his graduation from the University of Michigan law school. He attended Harvard University as an undergraduate. He resides in Cleveland with his wife Jakki, daughter Melanie and son Ricky.

NFL CALENDAR

August 4, 2013	Hall of Fame Game, Canton, Ohio (Dallas vs. Miami).	September 24, 2013	Priority on multiple waiver claims is now based on the current season's standings.
August 8-11, 2013	First preseason weekend.	October 7-9, 2013	NFL Fall League Meeting, Washington, D.C.
August 27, 2013	Roster cutdown to maximum of 75 players on Active List by 4:00 p.m. ET.	October 29, 2013	Trading Deadline. All trading ends at 4:00 p.m. ET.
August 31, 2013	Roster cutdown to maximum of 53 players on Active List by 6:00 p.m. ET.	January 4-5, 2014	Wild Card Playoff Games.
September 1, 2013	Claiming period for players placed on waivers at the final roster reduction will expire at 12:00 p.m. ET.	January 11-12, 2014	Divisional Playoff Games.
September 3, 2013	A club is permitted to place a player on Reserve/Injured as "Designated for Return" after 4:00 p.m. ET.	January 19, 2014	AFC and NFC Championship Games.
September 5-9, 2013	2013 Regular season opens.	January 26, 2014	AFC-NFC Pro Bowl, Honolulu, Hawaii.
		February 2, 2014	Super Bowl XLVIII, New York-New Jersey
		February 19-25, 2014	NFL Scouting Combine, Indianapolis, Ind.
		May 19-21, 2014	2014 NFL Draft, New York, N.Y.
		February 1, 2015*	Super Bowl XLIX, Glendale, Arz.
		*Tentative date	

MICHAEL LOMBARDI



GENERAL MANAGER
YEAR WITH BROWNS: 10TH
(1ST AS GENERAL MANAGER)
YEAR IN NFL: 23RD

Michael Lombardi re-joined the Browns as Vice President-Player Personnel on January 18, 2013. He was named General Manager on March 5. Lombardi brings 22 years of NFL experience as a front office executive to his second stint with the Browns, most recently spending eight seasons (1999-2007) in the player personnel department of the Oakland Raiders. From 2008 until coming back to the Browns, he worked primarily as an analyst with NFL Network and NFL.com.

Over the course of his NFL career, Lombardi has been associated with teams that have advanced to the playoffs on 10 occasions, won seven division titles, made five conference championship game appearances and earned two trips to the Super Bowl, including capturing Super Bowl XIX following the 1984 season while with the San Francisco 49ers.

During his tenure with the Raiders, Lombardi's role included dealing with personnel decisions and contract negotiations in the player personnel department. Oakland captured three consecutive AFC West titles (2000-02) and advanced to Super Bowl XXXVII while he was a member of the organization.

Prior to joining the Raiders staff, Lombardi spent two seasons (1997-98) with the personnel department of the Philadelphia Eagles. He played an integral role in the 1998 draft, one in which the Eagles selected future Pro Bowlers in offensive tackle Tra Thomas, linebacker Jeremiah Trotter, kick returner Allen Rossum and linebacker Ike Reese. As a part of that draft, the club also traded for defensive lineman Hugh Douglas, who would become a key component of the defense, as he led the team in sacks

for three straight seasons (2000-02) and was voted to the Pro Bowl each of those years. Those players helped lay the foundation for Philadelphia, who would reach the playoffs five straight seasons (2000-04), including four consecutive trips to the NFC Championship game (2001-04) and a berth in Super Bowl XXXIX.

In his first tour with the Browns, Lombardi joined the club as a member of the scouting staff in 1987. He was named the team's pro personnel director in 1989, a title in which he held until 1993. The Browns won two AFC Central titles - in 1987 and 1989 - along with advancing to the AFC Championship game both seasons. He was promoted to director of player personnel in 1993, and the following season of 1994, the Browns compiled an 11-5 record and advanced to the divisional round of the playoffs after having won just three games in 1990.

Lombardi joined the NFL personnel ranks in 1984, spending three seasons (1984-86) in the personnel department of the San Francisco 49ers. With the 49ers, Lombardi coordinated scouting reports and evaluated collegiate talent as the club captured the 1984 and 1986 NFC West titles and defeated the Miami Dolphins, 38-16, in Super Bowl XIX to conclude his first season with the team.

Outside of the front office, Lombardi has held multiple positions as a collegiate coach, analyst, reporter and writer throughout his career. Immediately following his collegiate playing career, he spent two seasons (1982-83) as defensive line coach and recruiting coordinator at the University of Nevada - Las Vegas. As a member of the media, he spent 1996 as an NFL draft analyst for ESPN. He also spent portions of 1998 and 1999 as a studio analyst for CBS Sports as on-air talent for the NFL Today pregame show.

A native of Ocean City, New Jersey, Lombardi lettered in both football and baseball at Valley Forge Military Academy in Wayne, Pennsylvania. He then attended Hofstra University, where he was a three-year letterman (1979-81) as a defensive lineman and earned a bachelor's degree in sociology.

Michael and his wife, Millie, have two sons, Mick, a coaching assistant with the San Francisco 49ers, and Matthew, a 2013 graduate of the University of Delaware.

RAY FARMER



ASSISTANT GENERAL MANAGER
YEAR WITH BROWNS: 1ST
YEAR IN NFL: 12TH

Ray Farmer was named the Browns' Assistant General Manager on March 5, 2013. In his role, he works closely with General Manager Michael Lombardi, where he helps to manage both the pro and college scouting departments.

Farmer joins the Browns after spending the previous seven seasons (2006-12) as the Kansas City Chiefs' Director of Pro Personnel. During

his tenure with the Chiefs, Farmer was responsible for scouting all players with professional experience, evaluating current players in the NFL, Canadian Football League and all other pro leagues. Prior to joining the Chiefs, Farmer spent four seasons (2002-05) as a pro scout with the Atlanta Falcons.

A fourth-round draft choice of the Philadelphia Eagles in the 1996 NFL Draft, Farmer played three seasons (1996-98) at linebacker for the Eagles, appearing in 32 games with 16 starts before a knee injury ended his career.

A four-year letterman at Duke (1992-95) as a safety, Farmer was a two-time All-Atlantic Coast Conference selection and was named to the ACC All-Academic Team in 1994. During his collegiate career, he set an NCAA record by blocking eight PATs. Farmer returned to his alma mater after his playing career, serving as the Academic Coordinator for Football, where he assisted in football recruiting until joining the Falcons staff.

A native of White Plains, New York, he and his wife, Vernet, have two children, Boyd and Kennedy.

ROB CHUDZINSKI



Rob Chudzinski was named the 14th full-time head coach in Browns history on January 10, 2013. Chudzinski comes to the team after spending the past two seasons (2011-12) as the offensive coordinator for the Carolina Panthers. Overall, Chudzinski's résumé includes 19 years of experience, including nine seasons in the NFL. Chudzinski re-joins the Browns organization, where he spent the 2004 season as tight ends coach and 2007-08 as offensive coordinator.

With the Panthers, the team went from two wins in the year before Chudzinski's arrival to winning six in 2011 and seven in 2012, including victories in the final four games of 2012. In 2011, the team set club records for total yards (6,237) and first downs (345), one year after experiencing franchise lows in both categories. Carolina also scored 48 touchdowns after recording 17 the year prior to Chudzinski's arrival. The Panthers also moved from last in total yardage to seventh, marking the biggest improvement in the league since the St. Louis Rams went from 27th in 1998 to first in 1999. In 2011, Chudzinski tutored Cam Newton, who became the first rookie in NFL history to throw for 4,000 yards, while setting an NFL record for rushing touchdowns by a quarterback with 14 en route to being named the 2011 Associated Press Offensive Rookie of the Year. The Panthers also became the first team in league history with three 700-yard rushers in DeAngelo Williams (836), Jonathan Stewart (761) and Newton (706). Wide receiver Steve Smith eclipsed 1,000 yards receiving both seasons under Chudzinski.

Chudzinski had two stints with the San Diego Chargers, where he served as the assistant head coach/tight ends coach from 2009-10 and tight ends coach from 2005-06. As assistant head coach under current Browns offensive coordinator Norv Turner, Chudzinski was intricately involved in team operations and many gameday elements, in addition to his coaching duties. Over this two-year period, San Diego posted a composite regular season record of 22-10, including one AFC West title. During Chudzinski's initial stint with the Chargers, he worked under former Browns Head Coach Marty Schottenheimer. As tight ends coach, Chudzinski tutored Antonio Gates, who was voted to the Pro Bowl in each of Chudzinski's four seasons with the team. Gates recorded 1,157 receiving yards in 2009 and 1,101 in 2005, marking the only times he has eclipsed the 1,000-yard plateau in his career. In four seasons working with Chudzinski, Gates averaged 72.3 receptions, 991.0 yards and 9.3 touchdowns per season, compared to an average of 58.8 receptions, 726.1 yards and 7.7 touchdowns in six seasons without Chudzinski.

In 2007, Chudzinski guided the Browns' offense as they scored 402 points and amassed 5,621 yards of total offense, as both figures ranked as third-best in franchise history. In 2007, the Browns ranked 8th in the NFL in total offense after finishing 31st in 2006. In addition, they racked up 42 offensive touchdowns in 2007 and tied for 7th in the league in this category, after finishing 30th with 22 the year before. Wide receiver Braylon Edwards set franchise records with 1,289 receiving yards and 16 touchdowns, tight end Kellen Winslow set a career-high with 1,109 receiving yards and running back Jamal Lewis finished fifth in the NFL with 1,304 rushing yards. The Browns won 10 games that year, which are the most victories by the team since 1994 (11).

Chudzinski began his pro coaching career in 2004 as the Browns' tight ends coach, where he worked with first-round draft choice, Kellen Winslow. During that season, Chudzinski was elevated to offensive coordinator for the final five games following Butch Davis' resignation as head coach.

From 1994-2003, Chudzinski coached at his alma mater, the University of Miami (Fla.). He spent two seasons (1994-95) as a graduate assistant, five (1996-2000) as tight ends coach and three (2001-03) as offensive coordinator. During his three seasons as offensive coordinator, the Hurricanes compiled a record of 35-3 and played in a BCS Bowl game each year, including two National Championship appearances. He helped shape future NFL Pro Bowlers Bubba Franks, Frank Gore, Andre Johnson, Willis McGahee, Bryant McKinnie, Clinton Portis, Jeremy Shockey and Kellen Winslow.

In 2001, the 'Canes went 12-0 and defeated Nebraska to win the National Championship. In 2002, Miami's offense set school records for points (527), total yards (6,074) and rushing touchdowns (33), one year after establishing school records in those same categories. In 2002, they averaged 40.5 points per game, 284.2 passing yards per game and 183.0 rushing yards per contest. The Hurricanes went 12-1 in 2002, with their only defeat coming in overtime against Ohio State in the National Championship game. In 2003, Miami finished with an 11-2 record, including a 16-14 victory over Florida State in the Orange Bowl.

At Miami, Chudzinski tutored Kellen Winslow, who won the John Mackey Award in 2003 as the nation's top collegiate tight end, while he also helped to develop two other All-America tight ends in Bubba Franks (1999) and Jeremy Shockey (2001). All three players went on to be first-round NFL draft picks.

Chudzinski played tight end at Miami from 1986-90 and was a three-year starter and a member of two national championship teams (1987 and 1989). He graduated with a B.A. in business administration in 1990 and went on to earn his MBA in 1996. He is just the second University of Miami product to become an NFL head coach, joining Jim Dooley, who coached the Chicago Bears from 1968-71.

Chudzinski attended St. John's High School in Toledo, Ohio, where he grew up an avid Browns fan. He and his wife, Sheila, have two sons, Kaelan and Rian, and one daughter, Margaret.

CHUDZINSKI'S CAREER COACHING BACKGROUND

1994-95	University of Miami (Fla.), Graduate Assistant Coach
1996-2000	University of Miami (Fla.), Tight Ends Coach
2001-03	University of Miami (Fla.), Offensive Coordinator/Tight Ends Coach
2004	Cleveland Browns, Tight Ends Coach/Interim Offensive Coordinator (5 games)
2005-06	San Diego Chargers, Tight Ends Coach
2007-08	Cleveland Browns, Offensive Coordinator
2009-10	San Diego Chargers, Assistant Head Coach/Tight Ends
2011-12	Carolina Panthers, Offensive Coordinator
2013-	Cleveland Browns, Head Coach

RAY HORTON



Ray Horton was named the Browns' Defensive Coordinator on January 18, 2013. Horton's résumé includes 19 years of experience coaching in the NFL, following a 10-year playing career as a defensive back.

He spent the past two seasons (2011-12) with the Arizona Cardinals as defensive coordinator. In 2012, Horton guided a defensive unit that led the NFL in passer rating allowed (71.2) and interception percentage (4.4%). His defense also ranked second in the NFL in interceptions (22) and third-down efficiency (32.9%), third in red zone defense (44.4%) and fourth in takeaways (33). The defense also ranked fifth in passing defense (200.8 ypg), first downs allowed (288) and points allowed per drive (1.42). Cardinals defensive back Patrick Peterson ranked fourth in the NFL with seven interceptions and led the league with five fumble recoveries en route to a Pro Bowl selection. Horton made an immediate impact upon his arrival in 2011, as the club's defense allowed 34 total touchdowns, their fewest since 1994, while leading the NFL in third down efficiency (31.4%).

Prior to his time in Arizona, Horton spent seven seasons (2004-10) as the defensive backs/assistant defensive backs coach with the Pittsburgh Steelers. During his tenure in Pittsburgh, he helped the Steelers defense rank in the top 10 in the NFL in total defense each season, including leading the NFL on three occasions (2004, 2007-08). Horton was pivotal in the development of Steelers safety Troy Polamalu, as he was selected to six consecutive Pro Bowls (2005-10), named first team All-Pro three times (2005, 2008, 2010) and was voted as the 2010 AP Defensive Player of the Year.

Horton began his coaching career with the Washington Redskins, where he served as assistant defensive backs/defensive assistant for three seasons (1994-96). He then made two stops as defensive backs coach with the Cincinnati Bengals (1997-2001) and Detroit Lions (2002-03), before landing in Pittsburgh.

A second-round selection (53rd overall) by Cincinnati in the 1983 NFL Draft, Horton appeared in 147 games with 99 starts with the Bengals (1983-88) and Dallas Cowboys (1989-92). Over the course of his career, he notched 19 interceptions, 11 fumble recoveries, five forced fumbles and scored five defensive touchdowns. He also made two Super Bowl appearances, playing in Super Bowl XXIII with Cincinnati and winning Super Bowl XXVII with Dallas.

A three-year letterman (1980-82) as a defensive back at the University of Washington, Horton earned All-Pac 10 honors and played in two Rose Bowls. A native of Tacoma, Washington, he attended Mount Tacoma High School where he was an All-American. He is married (Karena) and has a daughter, Taylor and a son, Jarren.

HORTON'S CAREER COACHING BACKGROUND

1994	Washington Redskins, Defensive Assistant Coach
1995-96	Washington Redskins, Assistant Defensive Backs Coach
1997-00	Cincinnati Bengals, Defensive Backs Coach
2001	Cincinnati Bengals, Safeties Coach
2002-03	Detroit Lions, Secondary Coach
2004-06	Pittsburgh Steelers, Assistant Defensive Backs Coach
2007-10	Pittsburgh Steelers, Defensive Backs Coach
2011-12	Arizona Cardinals, Defensive Coordinator
2013-	Cleveland Browns, Defensive Coordinator

CHRIS TABOR



Chris Tabor was named the Browns' special teams coordinator on January 25, 2011. He has 20 years of coaching experience between the high school, collegiate and professional levels.

In 2012, kicker Phil Dawson and kick returner Joshua Cribbs were both selected to the Pro Bowl, marking just the second time in team history that two specialists made the annual all-star game in the same year (2008, Cribbs and LS Ryan Pontbriand). The Pro Bowl selection was the first of Dawson's 14 year career. His 93.5 (29 of 31) field goal percentage clip led the AFC and was a career-best. Dawson's seven field goals from 50 yards or longer tied for the second-most in the NFL in 2012, while his 14 field goals of 50 yards or longer since Tabor arrived in Cleveland in 2011 are the most in the NFL. Cribbs finished fourth in the NFL in kickoff return average (27.4) and sixth in punt return average (12.0). In addition, Johnson Bademosi led all rookies and finished tied for third in the NFL with 18 special teams tackles en route to being named the PFW/PFWA All-Rookie special teams player.

As a team, the Browns led the NFL with nine punt returns of 20 yards or longer in 2012, including rookie Travis Benjamin's team record 93 yard return against Kansas City (12/9/12). The Browns also led the league in the league in opponents' average starting position after kickoffs (19.9) and were second in the NFL in opponents' kickoff return average (19.8).

In Tabor's first season as special teams coordinator, the Browns finished second in the league with an average starting position of 24.5 after kickoffs, trailing only the New York Jets (26.1). Dawson converted on seven field goals of 50 yards or longer, which tied for the most in the NFL in 2011. Punter Brad Maynard tied the Browns' single-season record with 32 punts inside the 20. Cribbs finished sixth in the league in punt return average (11.4) and 12th in kickoff return average (25.0).

Prior to joining the Browns, Tabor spent three seasons (2008-10) as assistant special teams coach with Chicago. During Tabor's tenure with the Bears, Chicago consistently ranked among the league leaders in numerous departments. The Bears ranked in the top five in no less than nine different special teams categories combined over that three-year period.

Chicago led the NFL in total return yards (6,570) and kickoff return yards (5,415), posted the second-best kickoff return average (25.1), ranked third in punt return defense (7.1) and produced the fifth-best punt return average (10.4). The Bears also registered six total kick returns for touchdowns in that time, which tied for second-most in the league.

Also during Tabor's stint in Chicago, the Bears tied for fifth in the league in punts inside the 20-yard line (90) and tied for seventh in field goal percentage (86.2). From 2008-10, Chicago was one of only six teams in the NFL to allow one or fewer kick return touchdowns as that total tied for second in the league over that three-year span.

Tabor also has helped shape some of the NFL's top return specialists. In 2008, Danieal Manning led the NFL in kickoff return average (29.7). In 2009, Johnny Knox finished second in the league in kickoff return average (29.0) and earned a Pro Bowl selection as a kick returner. In 2010, Devin Hester led the NFL in punt return average (17.1) and punt return touchdowns (3) en route to earning a Pro Bowl nod as a kick returner.

In 2010, the Bears ranked first in the league in punt return average (17.1), second in kickoff return average (25.4), second in average drive start after kickoffs (31.5) and ninth in punt return defense (7.8). The Bears' special teams unit also ranked fourth in the NFL, based on a composite formula devised by Rick Gosselin of the Dallas Morning News.

Prior to Chicago, Tabor spent two seasons at Western Michigan University (2006-07) as the running backs and special teams coach. He spent also four seasons at Utah State University, where he was the running backs and special teams coach in 2005 after being the Aggies' assistant head coach in charge of wide receivers from 2002-04.

Tabor coached at Central Methodist College (1995-96) in Fayette, Mo., before spending four seasons at the University of Missouri. He spent his first three years with the Tigers as an offensive graduate assistant (1997-99) before moving into the role of running backs and special teams coach in 2000. He was also the head coach at Culver-Stockton College in Canton, Mo. in 2001.

From 1993-1994, Tabor built experience at the community college and high school levels, coaching at Hutchinson (Kansas) Community College (1994) and Benton High School (1993) in St. Joseph, Mo.

Tabor graduated from Benedictine College in Atchison, Kansas, where he played four seasons at quarterback. He earned a master's degree in education from Columbia (Mo.) College.

Chris and his wife, Nikki, have two daughters, Paityn and Lainey.

TABOR'S CAREER COACHING BACKGROUND

1997-99	University of Missouri, Offensive Graduate Assistant Coach
2000	University of Missouri, Running Backs and Special Teams Coach
2001	Culver-Stockton College, Head Coach
2002-04	Utah State University, Assistant Head Coach/Wide Receivers
2005	Utah State University, Running Backs and Special Teams Coach
2006-07	Western Michigan University, Running Backs and Special Teams Coach
2008-10	Chicago Bears, Assistant Special Teams Coach
2011-	Cleveland Browns, Special Teams Coordinator

NORV TURNER



Norv Turner was named the Browns' Offensive Coordinator on January 17, 2013. In addition, Turner will work with the club's quarterbacks. His résumé includes 38 years of coaching experience, including 15 seasons as an NFL head coach where he won 114 regular season games. Most recently, he spent six seasons (2007-12) as the head coach of the San Diego Chargers.

Turner led the Chargers to a 59-43 (.578) regular season record, including a 25-11 (.694) record against division opponents. Under Turner's guidance, San Diego won three AFC West division titles (2007-09), including an appearance in the 2007 AFC Championship game. Turner was named the USA Today's Coach of the Year in 2009. In 2008 and 2011, Turner's offenses produced a 4,000-yard passer, a 1,000-yard rusher and a 1,000-yard receiver, a feat which had only been accomplished one other time in Chargers history. In 2010, the Chargers led the NFL in total offense and total defense, while finishing second in points scored. Under Turner's tutelage, quarterback Philip Rivers became just the fifth player in league history to pass for more than 4,500 yards in consecutive seasons (2010-11).

Turner served as head coach of the Washington Redskins from 1994-2000. He led the Redskins to four winning seasons and the 1999 NFC East title. He was also the head coach of the Oakland Raiders from 2004-05, and had stints as offensive coordinator in San Francisco (2006), Miami (2002-03), San Diego (2001) and Dallas (1991-93).

Turner's offensive system has produced the NFL's leading rusher five times through three different players in Emmitt Smith (1991-93), Ricky Williams (2002) and LaDainian Tomlinson (2007).

While with Dallas, Turner helped the Cowboys win back-to-back Super Bowl titles following the 1992 and 1993 seasons. While there, he worked with three future NFL Hall of Famers in quarterback Troy Aikman, running back Emmitt Smith and wide receiver Michael Irvin. In 1991, Smith and Irvin led the league in rushing and receiving yardage, respectively, marking the first time since the NFL-AFL merger in 1970 that teammates led the league in both categories.

Turner broke into the NFL coaching ranks with the Los Angeles Rams, spending his first two seasons (1985-86) as wide receivers coach before serving as wide receiver and tight ends coach (1987-90). Under Turner's guidance, wide receiver Henry Ellard recorded three consecutive 1,000 yard receiving seasons (1988-90), including an NFL-high 1,414 yards in 1988. In addition, wide receiver Flipper Anderson registered 1,000-yards seasons in 1989 and 1990. In 1990, Ellard finished second in the league with 1,294 receiving yards, while Anderson finished sixth with 1,097.

Prior to joining the Rams, Turner spent nine seasons (1976-84) at the University of Southern California in various capacities. He helped the Trojans capture four Rose Bowls and the 1978 National Championship.

A native of the Bay Area suburb of Martinez, California, Turner was a quarterback at the University of Oregon where he was a three-year letterman (1972-74). He landed his first coaching job as a graduate assistant at his alma mater in 1975.

Turner and his wife, Nancy, have two sons, Scott and Drew, and one daughter, Stephanie. Scott is currently the Browns wide receivers coach.

N. TURNER'S CAREER COACHING BACKGROUND

1975	University of Oregon, Graduate Assistant Coach
1976-79	University of Southern California, Wide Receivers Coach
1980	University of Southern California, Defensive Backs Coach
1981-83	University of Southern California, Quarterbacks Coach
1984	University of Southern California, Offensive Coordinator
1985-86	Los Angeles Rams, Wide Receivers Coach
1987-90	Los Angeles Rams, Wide Receivers and Tight Ends Coach
1991-93	Dallas Cowboys, Offensive Coordinator
1994-2000	Washington Redskins, Head Coach
2001	San Diego Chargers, Offensive Coordinator
2002-03	Miami Dolphins, Offensive Coordinator
2004-05	Oakland Raiders, Head Coach
2006	San Francisco 49ers, Offensive Coordinator
2007-12	San Diego Chargers, Head Coach
2013-	Cleveland Browns, Offensive Coordinator

BOBBY BABICH



Bobby Babich was named the Browns' assistant defensive backs coach on January 29, 2013.

Babich spent the past two seasons with the Carolina Panthers as a defensive assistant (2012) and administrative assistant for the coaching staff (2011). He assisted with day-to-day operations and worked with the nickel backs.

Prior to joining the Panthers, Babich served as secondary coach at Eastern Illinois University from 2007-10. In 2009, Babich's secondary was instrumental in helping the Panthers rank in the top 20-nationally in takeaways as Rashad Haynes and C.J. James each earned All-Ohio Valley Conference honors.

Originally from Tulsa, Oklahoma, Babich began his coaching career in 2006 as a graduate assistant at Kent State University. Babich worked with a secondary that featured future NFL Draft picks Usama Young (2007 third round, New Orleans) and Jack Williams (2008 fourth round, Denver).

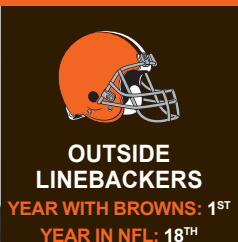
Babich was a four-year letterman as a cornerback at North Dakota State University. While with the Bison, Babich was a two-time Academic All-Conference honoree and led the team as a senior with three interceptions.

His father, Bob, has coached in the NFL since 2003 and is currently the defensive coordinator with the Jacksonville Jaguars. Bobby and his wife, Lacey, have a daughter, Lainey, and a son, Bray.

BABICH'S CAREER COACHING BACKGROUND

2006	Kent State University, Graduate Assistant Coach
2007-10	Eastern Illinois University, Secondary Coach
2011	Carolina Panthers, Administrative Assistant for the Coaching Staff
2012	Carolina Panthers, Defensive Assistant Coach
2013-	Cleveland Browns, Assistant Defensive Backs Coach

BRIAN BAKER



Brian Baker was named the Browns' outside linebackers coach on January 24, 2013. He brings 29 years of coaching experience, including 17 on the professional level.

Baker spent the past two seasons (2011-12) as the defensive line coach with the Dallas Cowboys. Under Baker, nose tackle Jay Ratliff was selected to the Pro Bowl following last season. Prior to his time in Dallas, Baker spent two seasons (2009-10) as the Carolina Panthers' defensive line coach. In 2010, defensive end Charles Johnson led the Panthers with 11.5 sacks, which was tied for the fourth-most in the NFL. In 2009, defensive end Julius Peppers led the team with 10.5 sacks en route to a Pro Bowl selection.

Prior to arriving in Carolina, Baker spent three seasons (2006-08) coaching the St. Louis Rams' defensive line. In 2008, his unit notched 20 of the team's 30 sacks as the defense finished 11th in the league in sacks-per-pass play. In 2006, defensive end Leonard Little tied for fifth in the league with 13 sacks, while defensive tackle La'Roi Glover finished sixth among NFC defensive tackles with 5.5 sacks.

Baker spent five seasons with the Minnesota Vikings serving as defensive line coach (2001 and 2004-05) and linebackers coach (2002-03). He helped defensive tackle Kevin Williams earn his first of six Pro Bowl selections following the 2004 season. That season, Williams recorded a career-best 11.5 sacks and was selected to the AP All-Pro team. Along with Williams, defensive end Lance Johnstone totaled 11 sacks in 2004 to give the Vikings the third-most prolific sack duo in the league that year with 22.5.

Prior to Minnesota, Baker was the Detroit Lions' defensive line coach from 1997-2000. Under his tutelage, defensive linemen Robert Porcher (1997 and 1999) and Luther Elliss (1999 and 2000) were selected to the Pro Bowl. In 1999, Porcher registered 15 sacks, which is the most by any Lion in a single-season since sacks became an official stat in 1982.

Baker made his NFL coaching debut as the defensive line coach with the San Diego Chargers in 1996 after spending 12 years on the collegiate level. He had stints at Georgia Tech (1987-95), Army (1986) and Maryland (1984-85). While with Georgia Tech, the Yellow Jackets claimed the 1990 National Championship as the nation's only unbeaten team with an 11-0-1 record.

A native of Baltimore, Baker played outside linebacker at the University of Maryland from 1981-83 and helped the Terps win the Atlantic Coast Conference in 1983. He earned a degree in marketing in 1985. Baker and his wife, Nevada, have three daughters, Nicole, Jade and Jasmine.

BAKER'S CAREER COACHING BACKGROUND

1984-85	University of Maryland, Outside Linebackers Coach
1986	Army, Fullbacks Coach
1987-94	Georgia Tech, Linebackers Coach
1995	Georgia Tech, Defensive Coordinator/Linebackers
1996	San Diego Chargers, Defensive Line Coach
1997-2000	Detroit Lions, Defensive Line Coach
2001	Minnesota Vikings, Defensive Line Coach
2002-03	Minnesota Vikings, Linebackers Coach
2004-05	Minnesota Vikings, Defensive Line Coach
2006-08	St. Louis Rams, Defensive Line Coach
2009-10	Carolina Panthers, Defensive Line Coach
2011-12	Dallas Cowboys, Defensive Line Coach
2013-	Cleveland Browns, Outside Linebackers Coach

LOUIE CIOFFI



Sigismondo "Louie" Cioffi was named the Browns' Defensive Backs coach on January 22, 2013. He brings 18 years of NFL coaching experience, including spending the past two seasons (2011-12) as the Arizona Cardinals' defensive backs coach.

This past season with the Cardinals, Cioffi's defensive backs were a part of a defensive unit that led the NFL in passer rating allowed (71.2) and interception percentage (4.4%). The defense also ranked second in the NFL in interceptions (22), second in third-down efficiency (32.9%), fourth in takeaways (33) and fifth in passing defense (200.8 ypg). Cioffi played a pivotal role in the development of 2011 first round draft pick, cornerback Patrick Peterson. In 2012, Peterson ranked fourth in the NFL with seven interceptions and led the league with five fumble recoveries en route to

a Pro Bowl selection. In his first season with the Cardinals, Cioffi helped guide strong safety Adrian Wilson to a Pro Bowl selection.

Prior to Arizona, Cioffi spent 14 seasons with the Cincinnati Bengals, first as a defensive assistant (1997-2002) and then as assistant defensive backs coach (2003-10). During Cioffi's tenure with the defensive backs in Cincinnati, the Bengals collected 150 interceptions, the fifth-highest total in the NFL during that eight-year span. In 2009, Cincinnati's defense ranked fourth in the NFL in fewest yards allowed (301.4 per game), sixth in fewest passing yards allowed (203.1) and sixth in fewest average points allowed (18.2). Hired in 1997 as a defensive assistant at the age of 23, Cioffi was the youngest fulltime assistant coach in the NFL at that time. In addition to his on-field duties with players, he also handled much of the preparation work for the entire defense on the team's upcoming opponent.

He began his coaching career in 1993 as a staff assistant with the New York Jets. Following two seasons with the Jets, Cioffi coached wide receivers for two seasons (1995-96) at C.W. Post University in Brookville, N.Y. The 1996 team won the ECAC Division II Championship.

Born in Queens, N.Y., Cioffi attended college at SUNY-Stony Brook. Cioffi and his wife, Cindy, have two daughters, Cecilia Elle and Corrine, and a son, Sigismondo Connor.

CIOFFI'S CAREER COACHING BACKGROUND

1993-94	New York Jets, Staff Assistant
1995-96	C.W. Post University, Wide Receivers Coach
1997-2002	Cincinnati Bengals, Defensive Assistant Coach
2003-2010	Cincinnati Bengals, Assistant Defensive Backs Coach
2011-12	Arizona Cardinals, Defensive Backs Coach
2013-	Cleveland Browns, Defensive Backs Coach

FAMILIAR FINALE

For the second consecutive season, the Browns will close out the regular season at Heinz Field against the Pittsburgh Steelers. The 2013 finale will take place Sunday, December 29. The game marks the fourth straight year and fifth time in the last six seasons that the Browns close the regular season against Pittsburgh.

JOE CULLEN



Joe Cullen was named the Browns' Defensive Line coach on January 22, 2013. He has 23 years of coaching experience, including the last three seasons as the defensive line coach with the Jacksonville Jaguars.

While with the Jaguars, Cullen helped develop defensive tackle Tyson Alualu who was the 10th overall pick in 2010. Since being drafted, Alualu has started all 48 career games and led the club in sacks in 2012. In 2011, defensive end Jeremy Mincey recorded career-best totals with 101 tackles and a team-leading eight sacks and four forced fumbles. In 2011, the Jaguars ranked sixth in the NFL in yards allowed improving from 28th the year before. The team also finished fifth in the league in yards per carry improving from 28th the previous season.

Prior to the Jaguars, Cullen served as defensive line coach at Idaho State in 2009, after spending three seasons (2006-08) with the Detroit Lions

as defensive line coach. In 2008, the Lions finished 10th in the NFL in sacks per pass attempt and finished in the top 10 in sacks in 2007 and 2008. He helped develop Cliff Avril who led all rookies in sacks (6) and forced fumbles (4) in 2008. Under Cullen, a number of players recorded career best sack totals including Shaun Rogers (7 in 2007), Jared DeVries (6.5 in 2007), Dewayne White (6.5 in 2007 and 2008) and Cory Redding (8 in 2006).

Before his stint at Idaho State, Cullen spent time at Illinois (2005), Indiana (2002-04), Memphis (2001) and Louisiana State (1999). During his final season at Indiana, he helped the Hoosiers defeat two ranked teams in the same season for the first time since 1989. Cullen spent eight seasons (1992-98, 2000) at Richmond, including three as defensive coordinator. The Spiders led the Atlantic 10 in total defense in all three seasons Cullen served as defensive coordinator. In 2000, the unit ranked fourth nationally in rushing defense and 14th in scoring defense despite playing the nation's toughest schedule. That season he also helped the Spiders to a 10-3 record and an appearance in the NCAA I-AA quarterfinals. In 1998, the club finished 9-2 and won the Atlantic 10 title and advanced to the NCAA I-AA playoffs.

Cullen played nose guard at the University of Massachusetts from 1986-89, where he was a three time all-conference honoree. He began his coaching career at his alma mater, first overseeing the running backs in 1990 and then the defensive line in 1991. Cullen earned his bachelor's degree in sports management.

CULLEN'S CAREER COACHING BACKGROUND

1990	University of Massachusetts, Running Backs Coach
1991	University of Massachusetts, Defensive Line Coach
1992-96	University of Richmond, Defensive Line Coach
1997-98	University of Richmond, Defensive Coordinator
1999	Louisiana State University, Defensive Line Coach
2000	University of Richmond, Defensive Coordinator
2001	University of Memphis, Defensive Line Coach
2002-03	Indiana University, Defensive Line Coach
2004	Indiana University, Defensive Coordinator
2005	University of Illinois, Defensive Assistant Coach
2006-08	Detroit Lions, Defensive Line Coach
2009	Idaho State University, Defensive Line Coach
2010-12	Jacksonville Jaguars, Defensive Line Coach
2013-	Cleveland Browns, Defensive Line Coach

CHRIS DiSANTO



Chris DiSanto was named the Browns' assistant strength and conditioning coach on February 6, 2013.

DiSanto spent the 2012 season in the same position at the University of California. While at Cal, DiSanto served as a liaison between the team nutritionist the players and the coaching staff.

Prior to his time with the Golden Bears, DiSanto served four seasons (2008-11) as assistant strength and conditioning coach with the Oakland Raiders. With the Raiders, he was responsible for the core development training of the team's specialists including placekicker Sebastian Janikowski, punter Shane Lechler and long snapper Jon Condo. Under DiSanto's assistance, Lechler was named to his seventh Pro Bowl in 2011, while Janikowski was an All-Pro selection and was also named to his first Pro Bowl in 2011. During his time in Oakland, DiSanto worked with Browns strength and conditioning coach Brad Roll, who served in the same capacity with the Raiders.

After graduating from West Chester (Pa.) University in 2000, DiSanto served as a volunteer strength and conditioning coach for the Philadelphia Eagles for three seasons (2000-02), while also serving as an assistant strength and conditioning coach with the Philadelphia Kixx (Major Indoor Soccer League), the Philadelphia Wings (National Lacrosse League) and at his alma mater. In 2005, DiSanto served as the offensive line and assistant strength and conditioning coach for the University of Pikeville. DiSanto spent 2007 as a strength and conditioning intern with the Minnesota Vikings.

In 2003, DiSanto played four years with multiple teams in Arena Football League 2 as an offensive and defensive lineman. During the 2006 season, DiSanto served as captain for the Spokane Shock and helped the team capture the league championship.

A native of Holland, Pa., DiSanto has been a featured speaker for the Glazier Clinics presenting on topics such as nutrition, training and recovery. He is a certified strength and conditioning specialist (CSCS) through the National Strength and Conditioning Association. Married to Angela DiSanto.

DISANTO'S CAREER COACHING BACKGROUND

2000-02	Philadelphia Eagles, Volunteer Strength and Conditioning Coach
2007	Minnesota Vikings, Strength and Conditioning Intern
2008-11	Oakland Raiders, Assistant Strength and Conditioning Coach
2012	University of California, Assistant Strength and Conditioning Coach
2013-	Cleveland Browns, Assistant Strength and Conditioning Coach

JON EMBREE



Jon Embree was named the Browns' tight ends coach on January 24, 2013. Embree brings 21 years of coaching experience, including the last two (2011-12) as the head coach at the University of Colorado.

Embree spent 17 years at the University of Colorado as a player and coach. Prior to his stint as the Buffaloes' head coach, he spent 11 seasons (1991, 1993-2002) as an assistant coach following a standout collegiate career, where he was a four-year letterman (1983-86). As an assistant coach, he worked in a myriad of roles, including overseeing the tight ends (1993-94, 1999-2000), defensive ends (1995-98) and wide receivers/kickers (2001-02). After serving as a volunteer assistant in 1991, Embree spent one season coaching at Douglas County High School before re-joining the Buffaloes for the next 10 years.

He spent three seasons at UCLA, first as assistant head coach/wide receivers (2003) and then as assistant head coach/tight ends (2004-05).

While with the Bruins, he helped shape tight end Mercedes Lewis who would win the 2005 John Mackey award, given to the nation's top tight end. That season, Lewis set school records for a tight end with 58 receptions and 10 touchdowns en route to being selected in the first round of the NFL draft.

Embree spent the next three seasons (2006-08) as the tight ends coach with the Kansas City Chiefs. Tony Gonzalez was selected to the Pro Bowl each season under Embree and led all NFL tight ends with 268 receptions and 3,130 receiving yards during that three-year span.

Embree spent one season (2010) coaching the tight ends with the Washington Redskins. That season, Chris Cooley finished second on the team with 77 receptions, while adding 849 yards with three touchdowns. Embree returned to Colorado as head coach following his stint in Washington.

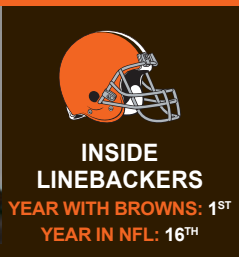
Following his playing career with the Buffaloes, where he finished in the top five in school history in both career receptions (80) and yards (1,116), Embree was a sixth-round pick by the Los Angeles Rams in the 1987 NFL Draft. He played two seasons with the Rams before suffering a career-ending elbow injury in 1989, while with the Seattle Seahawks.

A native of Englewood, Colorado, Embree earned his degree in communications in 1987. He and his wife, Natalyn, have two sons, Taylor and Connor, and one daughter, Hannah. Jon's father, John, played two seasons (1969-70) as a wide receiver with the Denver Broncos.

EMBREE'S CAREER COACHING BACKGROUND

1991	University of Colorado, Volunteer Assistant Coach
1992	Douglas County High School, Receivers/Tight Ends Coach
1993-94	University of Colorado, Tight Ends Coach
1995-98	University of Colorado, Defensive Ends Coach
1999-2000	University of Colorado, Tight Ends Coach
2001-02	University of Colorado, Wide Receivers/Kickers Coach
2003	UCLA, Assistant Head Coach/Wide Receivers
2004-05	UCLA, Assistant Head Coach/Tight Ends
2006-08	Kansas City Chiefs, Tight Ends Coach
2010	Washington Redskins, Tight Ends Coach
2011-12	University of Colorado, Head Coach
2013-	Cleveland Browns, Tight Ends Coach

KEN FLAJOLE



Ken Flajole was named the Browns' inside linebackers coach on February 6, 2013. He brings 36 years of coaching experience to Cleveland, including the 2012 season as the secondary coach of the New Orleans Saints.

Prior to joining the Saints, Flajole (pronounced FLAY-juhl) spent three seasons (2009-11) as defensive coordinator with the St. Louis Rams. In 2011, Flajole led a Rams defensive unit that ranked seventh in pass defense (206.7 ypg), eighth in opponents fumbles (24) and tenth in goal to go efficiency (60.7%). In addition, defensive lineman Chris Long ranked seventh in the NFL with 13 sacks. In 2010, the club ranked second in third down efficiency (33.5%), fifth in opponents fumbles (30), seventh in sacks (43), ninth in opponent quarterback rating (80.4) and 10th in turnover differential (+5). The team also ranked 12th in the NFL in scoring defense (20.5) while allowing 32 touchdowns on the season, which tied for fourth-fewest in the league.

Before joining the Rams, Flajole spent six seasons (2003-08) as the Carolina Panthers' linebackers coach. During his time in Carolina, a linebacker led the club in tackles in all but one season (2003). He aided in the development of players such as Jon Beason, who was runner-up for NFL Defensive Rookie of the Year in 2007 and was selected to his first Pro Bowl the following season. In 2004, Flajole helped guide Dan Morgan and Mark Fields as they were each selected to the Pro Bowl, marking just the second time in franchise history that multiple linebackers were selected to the contest in the same season (1996 – Kevin Greene, Lamar Lathon, Sam Mills).

Prior to his stint with the Panthers, Flajole coached four seasons (1999-2002) with the Seattle Seahawks. He spent three of his four seasons (1999, 2001-02) coaching the defensive backs and 2000 as the club's linebackers coach. In 1999, he guided a secondary that led the NFL with 30 interceptions, with two returned for touchdowns. He began his NFL coaching career in 1998 as a defensive assistant with the Green Bay Packers.

Flajole entered the coaching ranks at his alma mater, Pacific Lutheran, in 1977. He then made collegiate coaching stops at Washington (1979), Montana (1980-85), Texas-El Paso (1986-88), Missouri (1989-93), Richmond (1994), Hawaii (1995) and Nevada (1996-97).

A native of Seattle, Flajole was an All-Conference linebacker at Wenatchee Valley Community College (Wenatchee, Wash.) and Pacific Lutheran (Tacoma, Wash.). He earned his bachelor's degree in education from Pacific Lutheran in 1976. He and his wife, Teri, have two daughters, Kelly and Kori.

FLAJOLE'S CAREER COACHING BACKGROUND

1977-78	Pacific Lutheran University, Defensive Line/Linebackers Coach
1979	University of Washington, Graduate Assistant/Defensive Backs Coach
1980-83	University of Montana, Defensive Backs/Linebackers Coach
1984-85	University of Montana, Defensive Coordinator
1986-88	University of Texas-El Paso, Defensive Backs Coach
1989-93	University of Missouri, Defensive Backs/Outside Linebackers Coach
1994	University of Richmond, Defensive Coordinator/Linebackers Coach
1995	University of Hawaii, Defensive Backs Coach
1996-97	University of Nevada, Co-Defensive Coordinator/Secondary Coach
1998	Green Bay Packers, Defensive Assistant/Quality Control Coach
1999	Seattle Seahawks, Defensive Backs Coach
2000	Seattle Seahawks, Linebackers Coach
2001-02	Seattle Seahawks, Defensive Backs Coach
2003-08	Carolina Panthers, Linebackers Coach
2009-11	St. Louis Rams, Defensive Coordinator
2012	New Orleans Saints, Secondary Coach
2013-	Cleveland Browns, Inside Linebackers Coach

MONDAY NIGHT FIRST

The Browns had the distinction of playing in the first Monday Night Football game in NFL history, as they hosted the New York Jets on September 21, 1970 at Municipal Stadium. The Browns racked up 454 yards of total offense en route to a 31-21 victory. Wide receiver Milt Morin caught five passes for 90 yards and the Browns intercepted Jets quarterback Joe Namath three times, including a 25-yard return for a touchdown by Billy Andrews with 35 seconds remaining to seal the win. The first scoring play in MNF history came 7:04 into the contest, on the Browns' first possession, when quarterback Bill Nelsen connected with wide receiver Gary Collins for an 8-yard touchdown pass.

STEVE GERA



Steve Gera was named the Browns' Special Assistant to the Head Coach on February 6, 2013.

Gera has spent the last six years (2007-12) as an offensive assistant coach with the San Diego Chargers where he assisted the coaching staff

with scouting, film breakdown and advanced analysis. During his time in San Diego, the Chargers posted a 56-40 regular season record including three trips to the playoffs and three AFC West titles.

Prior to his time in San Diego, Gera served four years in the United States Marine Corps, including two tours to Iraq in support of Operation Iraqi Freedom. As a decorated Captain in the Marines, Gera earned eight medals during his military career.

Gera graduated from the University of Missouri in 2000 with a degree in English and an MBA from the sports business program at San Diego State University in 2007.

A native of St. Louis, Mo., Gera is married (Stacey).

GERA'S CAREER COACHING BACKGROUND

2007-12	San Diego Chargers, Offensive Assistant/Football Analyst
2013-	Cleveland Browns, Special Assistant to the Head Coach

DERIK KEYES



Derik Keyes was named the Browns' assistant strength and conditioning coach on February 6, 2013.

Keyes spent the 2012 season in the same capacity with the Houston Texans. During his time with the Texans, he assisted in the supervision of weight training and focused on the speed and agility development of players on injured reserve.

Prior to joining the Texans, Keyes was an assistant strength and conditioning coach at his alma mater, the University of Louisiana – Lafayette, for the 2011 season. As a member of the Ragin' Cajuns' athletic department, he was directly responsible for the strength and development of the Men's and Women's Track & Field teams. Keyes spent the 2010 season as a graduate assistant strength and conditioning coach at the University of South Alabama, where he helped develop workouts for the women's volleyball team. He began his coaching career as an assistant strength and conditioning intern in 2009 at Louisiana – Lafayette.

A four-year letterman (2005-08) as a safety at Louisiana – Lafayette, Keyes was named to the Sun Belt All-Conference second team as a senior. He earned a bachelor's degree in public relations/business finance in 2008.

A native of Laurel, Mississippi, Keyes attended Lafayette High School in Lafayette, Louisiana. He is a certified USAW Level I Sports Performance coach.

KEYES' CAREER COACHING BACKGROUND

2009	University of Louisiana – Lafayette, Assistant Strength and Conditioning Intern
2010	University of South Alabama, Graduate Assistant Strength and Conditioning Coach
2011	University of Louisiana – Lafayette, Assistant Strength and Conditioning Coach
2012	Houston Texans, Assistant Strength and Conditioning Coach
2013-	Cleveland Browns, Assistant Strength and Conditioning Coach

FACING THE CHAMPS

For the fifth time in six seasons, the Browns will face the defending Super Bowl Champions as they square off with the Baltimore Ravens in Week 2 and Week 9 action. The Browns face the Ravens in Baltimore on September 15 and host the Ravens on November 3. Cleveland has topped the Super Bowl champion from the previous season three times during the last four years.

SHAWN MENNENGA



Shawn Mennenga is in his third season as the Browns' special teams assistant coach after being named to the position on February 14, 2011.

Last season, kicker Phil Dawson and kick returner Joshua Cribbs were both selected to the Pro Bowl, marking just the second time in team history that two specialists made the annual all-star game in the same year (2008, Cribbs and LS Ryan Pontbriand). In addition, Johnson Bademosi led all rookies and finished tied for third in the NFL with 18 special teams tackles en route to being named the PFW/PFWA All-Rookie special teams player.

As a team, the Browns led the NFL with nine punt returns of 20 yards or longer in 2012, including rookie Travis Benjamin's team record 93 yard

return against Kansas City (12/9/12). The Browns also led the league in the league in opponents' average starting position after kickoffs (19.9) and were second in the NFL in opponents' kickoff return average (19.8).

Prior to joining the Browns, Mennenga spent the 2009-10 seasons as the linebackers coach at South Dakota State University. In 2009, the Jackrabbits' defense ranked in the top 20 nationally in four categories, including pass efficiency (4th – 99.55), rushing defense (14th – 104.3 ypg), points per game allowed (16th – 17.4) and total defense (17th – 289.5 ypg).

Before joining South Dakota State's staff, Mennenga spent four seasons (2005-08) as the defensive coordinator at Fort Hays State University in Hays, Kansas. He spent the previous four years at Culver-Stockton College in Canton, Missouri, where he served one season as the Wildcats' defensive coordinator (2001) and the final three as the team's head coach (2002-04).

During his collegiate coaching career, he has also held assistant positions at Hutchinson Community College (defensive coordinator – 1998-2000), Western Kentucky University (outside linebackers – 1997) and Southwest Baptist University (1995-96 – secondary; 1994 – graduate assistant).

Mennenga lettered one season as a defensive back at the University of Missouri in 1992. A native of Melbourne, Iowa, he and his wife, Christie, have a son, Garrett, and a daughter, Ashley.

MENNENGA'S CAREER COACHING BACKGROUND

1994	Southwest Baptist University, Graduate Assistant Coach
1995-96	Southwest Baptist University, Secondary Coach
1997	Western Kentucky University, Outside Linebackers Coach
1998-2000	Hutchinson Community College, Defensive Coordinator
2001	Culver-Stockton College, Defensive Coordinator
2002-04	Culver-Stockton College, Head Coach
2005-08	Fort Hays State University, Defensive Coordinator
2009-10	South Dakota State University, Linebackers Coach
2011-	Cleveland Browns, Special Teams Assistant Coach

DARON ROBERTS



Daron Roberts was named the Browns' Defensive Quality Control coach on January 29, 2013.

Roberts spent the past two seasons at West Virginia University, first coaching the wide receivers/special teams returners (2011) and then the cornerbacks (2012). In 2011, wide receiver Tavon Austin was named the

Big East Conference Special Teams Player of the Year and was tabbed a third team All-American by the Associated Press. Prior to his time at West Virginia, Roberts spent two seasons (2009-10) as the Detroit Lions' assistant secondary coach. In 2009, the Lions finished fifth in the NFL with 21 interceptions.

Prior to Detroit, Roberts spent two seasons (2007-08) with the Kansas City Chiefs. He was a volunteer coach in 2007 and was hired as defensive quality control assistant in 2008. While in Kansas City, he worked with a unit that ranked fifth in the league for pass defense in 2007, allowing 188.9 passing yards per game. In 2007, he also worked as an assistant coach at Bishop Miege High School in Kansas City.

A native of Mt. Pleasant, Texas, Roberts attended the University of Texas and served as the Student Body President his senior year. He earned a Master of Public Policy degree from the John F. Kennedy School of Government and holds a law degree from Harvard Law School. Roberts and his wife, Hilary, have one son, Dylan and a daughter, Sydney.

ROBERTS' CAREER COACHING BACKGROUND

2007	Kansas City Chiefs, Volunteer Coach
2008	Kansas City Chiefs, Defensive Quality Control Assistant Coach
2009-10	Detroit Lions, Assistant Secondary Coach
2011	West Virginia University, Wide Receivers and Special Teams Returners Coach
2012	West Virginia University, Cornerbacks Coach
2013-	Cleveland Browns, Defensive Quality Control Coach

BRAD ROLL



Brad Roll was named the Browns' Strength and Conditioning coach on January 17, 2013. He brings 32 years of coaching experience, including 19 seasons in the NFL.

Roll spent 2012 as the assistant strength and conditioning coach (football) at the University of Southern California, following stops on the professional level with the Oakland Raiders (2008-11), St. Louis Rams (2006-07), Buffalo Bills (2004-05), Miami Dolphins (1996-2003) and Tampa Bay Buccaneers (1993-95). He was the head strength and conditioning coach in Tampa Bay, Buffalo and Oakland.

He was the strength and conditioning coach at the University of Miami (Fla.) from 1989-92, where he helped the Hurricanes capture two National Championships. Prior to that, Roll was at the University of Kansas for two seasons (1987-88) where he worked with the Jayhawks' 1988 National Championship basketball team. Roll spent six years (1981-86) at the University of Louisiana-Lafayette after spending one season (1980) at his alma mater, Stephen F. Austin State University.

A native of Houston, Roll played center at Blinn (Texas) Junior College and Stephen F. Austin State. He was a team captain during his final two seasons at Stephen F. Austin, earning both bachelor's and master's degrees in education while attending. He also studied at the Moscow (Russia) Sports Institute during the summers of 1985 and 1986, as well as with the German Olympic weightlifting coaching and training staff in Leipzig (Germany) in 1987. From 1998-2011, he served on the executive committee of the NFL Coaches Association. In 2003, Roll was inducted into the professional category of the USA Strength and Conditioning Coaches Hall of Fame. In 2005, he was inducted into Stephen F. Austin State Ring of Honor.

ROLL'S CAREER COACHING BACKGROUND

1980	Stephen F. Austin State University, Graduate Assistant Coach
1981-86	University of Louisiana-Lafayette, Strength and Conditioning Coach
1987-88	University of Kansas, Strength and Conditioning Coach
1989-92	University of Miami (Fla.), Strength and Conditioning Coach
1993-95	Tampa Bay Buccaneers, Strength and Conditioning Coach
1996-2003	Miami Dolphins, Assistant Strength and Conditioning Coach
2004-05	Buffalo Bills, Strength and Conditioning Coach
2006-07	St. Louis Rams, Assistant Strength and Conditioning Coach
2008-11	Oakland Raiders, Strength and Conditioning Coach
2012	University of Southern California, Assistant Strength and Conditioning Coach
2013-	Cleveland Browns, Strength and Conditioning Coach

EVERY PLAY, EVERY GAME

Four offensive linemen (Joe Thomas, Alex Mack, Shawn Lauvao and Mitchell Schwartz) participated in every offensive snap during the 2012 season. Joe Thomas and Alex Mack have each played in every offensive snap during their careers, a streak that is a 96 and 64 consecutive games, respectively.

BROWNS WHO PLAYED EVERY SNAP IN 2012

<u>Position</u>	<u>Player</u>	<u>Current Steak of Consecutive Starts</u>
LT	Joe Thomas	96
C	Alex Mack	64
RG	Shawn Lauvao	32
RT	Mitchell Schwartz	16

JOHN SETTLE



John Settle was named the Browns' running backs coach on February 6, 2013. He spent the past two seasons (2011-12) in the same capacity with the Carolina Panthers. This marks Settle's second stint with the Browns, as he served the 1995 campaign as an offensive assistant/special teams quality control coach.

In 2012, the Panthers ranked ninth in the NFL in rushing (130.5 ypg) as DeAngelo Williams (741) and Cam Newton (737) each rushed for more than 700 yards for the second consecutive season. In Settle's first season with the Panthers, the team made NFL history as they became the first club to feature three 700-yard rushers. DeAngelo Williams (836), Jonathan Stewart (761) and Cam Newton (706) each reached the mark as the team also set a club record for average per rush attempt (5.4). In total, team rushed for 2,408 yards on the year, the third-most in franchise history. The Panthers also set a franchise record by rushing for 100 or more yards in 14 consecutive contests.

Prior to his stint in Carolina, Settle spent five seasons (2006-10) in the same capacity at the University of Wisconsin. While leading the Badgers' running backs, Settle spearheaded a unit that averaged more than 200 rushing yards per contest in each of his last four seasons. He also guided three players who posted a combined six 1,000-yard rushing campaigns (P.J. Hill – 3, John Clay – 2, James White – 1). In 2010, Wisconsin rushed for 3,194 yards, setting school records of 5.5 yards per rush attempt and 48 rushing touchdowns. That year, James White (1,052) and John Clay (1,012) each eclipsed the 1,000-yard plateau. Both White and Clay

earned second-team All-Big Ten honors and White was named the Big Ten Freshman of the Year. In 2009, Clay rushed for a conference-leading 1,517 yards and was named Big Ten Offensive Player of the Year. In 2008, the Badgers led the conference with a rushing average of 211.2 yards per contest, the school's best average since 1999. Settle also guided the development of P.J. Hill, who rushed for a Big Ten-best 1,569 yards in 2006, earning Big Ten Freshman of the Year honors. Hill would rush for 1,000 or more yards in his first three seasons in Madison.

Prior to joining Wisconsin, Settle spent eight seasons (1998-2005) at Fresno State, leading the Bulldogs' running backs unit. During his tenure at Fresno State, he coached six different running backs who recorded 1,000-yard seasons. Settle entered the coaching ranks at his alma mater, Appalachian State University, coaching the running backs in 1994, before spending three seasons in the NFL with the Browns (1995) and Baltimore Ravens (1996-97).

Originally signed as an undrafted free agent by the Atlanta Falcons following the 1987 NFL Draft, Settle played in 46 games with 29 starts in six NFL seasons (1987-92) with the Falcons (1987-90) and Washington Redskins (1991-92). During his career, he rushed for 1,801 yards with 10 touchdowns on 439 carries (4.1 avg.) and recorded 118 receptions for 1,039 receiving yards and three scores. Settle was named to the Pro Bowl following the 1988 season after he rushed for 1,024 yards, becoming the first undrafted player since the NFL-AFL merger in 1970 to rush for 1,000 yards in a single season. He was also a member of the Redskins' Super Bowl XXVI championship team.

A four-year letterman (1983-86) as a running back at Appalachian State University, Settle finished his collegiate career as the school's all-time leading rusher with 4,409 yards and 43 touchdowns. As a senior, he registered 1,661 rushing yards with 20 touchdowns en route to being named Southern Conference Player of the Year. In 1994, his jersey number 23, was retired by the university and he was inducted into the school's Hall of Fame.

A native of Reidsville, North Carolina, he attended Rockingham County High School. He and his wife, Karen, have three children, Jonathan, Leighton and Devynn.

SETTLE'S CAREER COACHING BACKGROUND

1994	Appalachian State University, Running Backs Coach
1995	Cleveland Browns, Offensive Assistant/Special Teams Quality Control Coach
1996-97	Baltimore Ravens, Offensive Assistant/Special Teams Quality Control Coach
1998-2005	Fresno State University, Running Backs Coach
2006-10	University of Wisconsin, Running Backs Coach
2011-12	Carolina Panthers, Running Backs Coach
2013-	Cleveland Browns, Running Backs Coach

JIM BROWN MVP NUMBERS

Former Brown and Hall of Fame running back Jim Brown is the only player in the pre-AFL-NFL merger era to win three NFL MVP awards. Brown won the award in 1957, 1958 and 1965. He is also one of four players to win the award in consecutive seasons (Joe Montana 1989-90; Brett Favre 1996-97; Peyton Manning 2003*04 and 2008-09).

*Manning was co-MVP in 2003

SHANE STEICHEN



Shane Steichen joins the Browns after spending the previous two seasons (2011-12) as a defensive assistant with the San Diego Chargers.

Prior to joining the Chargers, he spent the 2010 season as an offensive assistant at the University of Louisville following three seasons at his

alma mater, the University of Nevada – Las Vegas, as a student graduate assistant (2007) and an offensive graduate assistant (2008-09).

A four-year letterman (2003-06) as a quarterback at UNLV, Steichen passed for 2,755 yards in his career, the 12th-highest figure in school history. He threw 22 career touchdowns and rushed for 399 yards with five touchdowns. In 2005, he became the first Rebel to pass for at least 200 yards and rush for 100 yards in a single-game when he threw for 250 yards and ran for 104 in a 34-31 victory over Idaho on September 11, 2005. He graduated with a bachelor's degree in journalism and media studies.

A native of Sacramento, California, he attended Oak Ridge High School in El Dorado Hills. In 2002, he led the Trojans to a conference championship and CIF sectional title en route to earning MVP honors from the Sacramento Bee. His brother, Sean, was a punter at Boise State. Married to his wife Nina.

STEICHEN'S CAREER COACHING BACKGROUND

2007	University of Nevada – Las Vegas, Student Graduate Assistant Coach
2008-09	University of Nevada – Las Vegas, Offensive Graduate Assistant Coach
2010	University of Louisville, Offensive Assistant Coach
2011-12	San Diego Chargers, Defensive Assistant Coach
2013-	Cleveland Browns, Offensive Quality Control Coach

MIKE SULLIVAN



Mike Sullivan rejoins the Browns for his third stint with the club and seventh season overall as a member of the Browns coaching staff. This will be his 11th season as an NFL assistant coach.

Sullivan returns to Northeast Ohio after spending the previous four seasons (2009-12) as the offensive line coach of the San Diego Chargers. During his tenure with the team, he coached an offensive unit that helped the Chargers offense average 1,640 rushing yards and 13 rushing touchdowns per season. While with the Chargers, offensive lineman Kris Dielman earned Pro Bowl honors following the 2009 and 2010 seasons.

Prior to joining the Chargers, Sullivan spent six seasons with the Browns. From 2001-04, he served as assistant offensive line coach before being elevated to tight ends coach for the final five games of 2004, after Rob Chudzinski was promoted to offensive coordinator. During his second tour with the club, from 2007-08, he also served as assistant offensive line coach as he helped tutor Joe Thomas, who earned Pro Bowl selections in each of his first two seasons under Sullivan's guidance.

Sullivan began his coaching career in 1997, spending five seasons coaching in Germany, France and Spain for teams within the European

Federation of American Football. He has made two collegiate coaching stops, spending 2001 as a graduate assistant at his alma mater, the University of Miami (Fla.), and two seasons (2005-06) as the offensive line coach at Western Michigan. As the Broncos' offensive line coach, he led a unit that blocked for a 1,000-yard rusher in each of the two seasons and gave up the fewest sacks in the Mid-American Conference in 2006, finishing 14th nationally in that category.

A sixth-round draft choice of the Dallas Cowboys in the 1991 NFL Draft, Sullivan appeared in 48 games for the Tampa Bay Buccaneers from 1992-95. During his tenure in Tampa, he was recognized for his work in the community as he earned Tampa Bay's Community Service Player of the Year Award in 1993. He was also a finalist for the NFL/True Value Hardware Man of the Year Award in 1996.

A four-year letterman (1987-90) as an offensive lineman at the University of Miami (Fla.), Sullivan split his collegiate career by playing two seasons at both the guard and tackle positions. After redshirting in 1986, he started 48 consecutive games, which at the time ranked as the second-longest streak in school history. During his playing career he earned honorable mention All-America honors on two occasions and was an Associated Press All-South Independent First Team selection. A member of the 1987 and 1989 'Canes National Championship teams, he earned a bachelor's degree in business administration and a master's in international business management during his time in Coral Gables. In 1990, he received a Post-Graduate Scholarship Award from the NCAA, becoming only one of two 'Canes to receive the award. He is also the school's only two-time winner of the CBS/Toyota Leadership Award. In 2009, was inducted into the University of Miami Sports Hall of Fame.

Born on December 22, 1967, he is a native of Chicago, Illinois, where he attended St. Francis DeSales High School. Mike and his wife, Carole, have two sons, Patrick and John, and a daughter, Teagan.

SULLIVAN'S CAREER COACHING BACKGROUND

2001	University of Miami (Fla.), Graduate Assistant Coach
2001-04	Cleveland Browns, Assistant Offensive Line Coach
2005-06	Western Michigan University, Offensive Line Coach
2007-08	Cleveland Browns, Assistant Offensive Line Coach
2009-12	San Diego Chargers, Offensive Line Coach
2013-	Cleveland Browns, Offensive Line Coach

SCOTT TURNER



Scott Turner was named the Browns' Wide Receivers coach on January 17, 2013.

Turner joined the professional coaching ranks in 2011 as the Carolina Panthers' offensive quality control coach. While with the Panthers, Turner worked closely with Browns Head Coach Rob Chudzinski, breaking down

vast amounts of information and analyzing opponents' statistical tendencies to assist in offensive preparations.

Prior to Carolina, Turner spent three seasons at the University of Pittsburgh where he served two years (2008-09) as an offensive assistant and one (2010) as wide receivers coach. While with the Panthers, he worked with wide receiver Jon Baldwin, who was selected in the first round of the 2011 NFL Draft.


Turner spent two seasons (2006-07) on the prep level at South County Secondary School in Lorton, Va., after beginning his coaching career as a graduate assistant at Oregon State University in 2005.

He was a three-year letterman as a quarterback at the University of Nevada – Las Vegas (2002-04), where he graduated with a degree in psychology. Turner is the son of former NFL head coach and current Browns offensive coordinator Norv Turner. Scott is married to his wife Robyn.

S. TURNER'S CAREER COACHING BACKGROUND

2005	Oregon State University, Graduate Assistant Coach
2006-07	South County Secondary School, Offensive Coordinator
2008-09	University of Pittsburgh, Offensive Assistant Coach
2010	University of Pittsburgh, Wide Receivers Coach
2011-12	Carolina Panthers, Offensive Quality Control Coach
2013-	Cleveland Browns, Wide Receivers Coach

GEORGE WARHOP



George Warhop is entering his fifth year of service as the offensive line coach with the Browns and his 18th overall in the NFL.

In Warhop's four years with the team, left tackle Joe Thomas has been voted to the AFC Pro Bowl squad each season, while also being selected to numerous All-Pro teams. Center Alex Mack was a consensus all-rookie selection in 2009 and was selected to the 2010 AFC Pro Bowl roster and Sports Illustrated's All-Pro team. The 2010 season marked the first time since the 1981 Pro Bowl that at least two Browns offensive linemen were chosen to the AFC squad.

Last season, four linemen participated in every offensive play as Thomas, Mack, right guard Shawn Lauvao and rookie right tackle Mitchell Schwartz played every offensive snap. Thomas has started and played in each of the first 96 games of his career, while Mack has started the first 64 games of his career. Neither player has missed an offensive snap during their career. In addition, Schwartz was one of six rookie offensive linemen and one of four tackles to start every game in 2012. He was also selected to the PFWA All-Rookie team.

Prior to joining the Browns in 2009, Warhop spent the previous four seasons with the 49ers. In San Francisco, Warhop shaped an offensive line which paved the way for running back Frank Gore to become the first player in franchise history with three consecutive 1,000-yard rushing seasons (2006-08). This included a franchise-record 1,695 yards in 2006, a figure which led the NFC that year. In 2007, Warhop oversaw the development of rookie tackle Joe Staley, who opened all 16 games at right tackle and became the first rookie offensive lineman in 49ers history to start all 16 contests. In addition, guard Larry Allen was selected to the NFC Pro Bowl squad that year.

Warhop joined San Francisco after spending the previous two seasons (2003-04) with the Dallas Cowboys. In Warhop's two years with the Cow-

boys, tackle Flozell Adams and guard Larry Allen were selected to the NFC Pro Bowl squad both times.

Warhop got his start in the NFL as an offensive line assistant with the St. Louis Rams from 1996-97. That catapulted him into the position of offensive line coach with the Arizona Cardinals in 1998, a spot he held for the next five years. During his tenure with the Cardinals, Warhop tutored the group through a steady decline in quarterback sacks allowed from the 78 surrendered in 1997 – the year prior to his arrival – to 50 in 1998, 45 in 1999, 35 in 2000 and 29 in 2001.

Warhop entered the coaching arena in 1983, as a student assistant at his alma mater, the University of Cincinnati. He then served on the offensive staffs at the University of Kansas (1984-86), Vanderbilt University (1987-89) and the University of New Mexico (1990-91). From 1991-92, he was the offensive coordinator for the London Monarchs of the World League of American Football, helping that team to a World Bowl title in 1991. He had a pair of stops as an offensive line coach at the collegiate level, at SMU (1993) and Boston College (1994-95) before embarking on his NFL career. Warhop was a standout offensive lineman at Rubidoux High School in Riverside, Calif., and went on to play guard at Mount San Jacinto (Calif.) College before moving on to the University of Cincinnati, where he played center.

WARHOP'S CAREER COACHING BACKGROUND

1983	University of Cincinnati, Student Assistant Coach
1984-86	University of Kansas, Offensive Staff
1987-89	Vanderbilt University, Offensive Staff
1990-91	University of New Mexico, Offensive Staff
1991-92	London Monarchs (WLAFL), Offensive Coordinator
1993	Southern Methodist University, Offensive Line Coach
1994-95	Boston College, Offensive Line Coach
1996-97	St. Louis Rams, Offensive Line Assistant Coach
1998-2002	Arizona Cardinals, Offensive Line Coach
2003-04	Dallas Cowboys, Offensive Line Coach
2005-08	San Francisco 49ers, Offensive Line Coach
2009-	Cleveland Browns, Offensive Line Coach

PLAYER PERSONNEL

JON SANDUSKY

DIRECTOR OF PLAYER PERSONNEL



Jon Sandusky is in his fourth season with the Cleveland Browns after spending the previous nine seasons on the personnel staff of the Philadelphia Eagles. Sandusky is responsible for the evaluation of all college prospects and pro free agents, monitoring the waiver wire for potential transactions and helping coordinate the day to day operations of the front office in Berea.

Sandusky joined the Eagles as an intern in 2001 before being named a pro scout the following year. He served in that role from 2002-07 before being promoted to director of pro personnel in 2008. During Sandusky's

nine seasons in Philadelphia, the Eagles reached the playoffs seven times, won five NFC East Division titles and appeared in five NFC Championship games, including his first season as Pro Director in 2008. In 2004, the Eagles won the NFC Championship and appeared in Super Bowl XXXIX. Before joining the Eagles, Sandusky was a coaching intern for one year at Penn State (2000).

A native of State College, Pa., Sandusky was a safety for Penn State from 1996-99, and graduated from the school with a degree in exercise science. As a Nittany Lion, he was a member of the Big Ten's all-academic squad from 1998-99 and received the Frank Patrick Commitment Award in 1998 for his dedication, academics and conditioning.

Jon and his wife, Kia, have two sons, Brady and Chase.

FRANK EDGERLY

SENIOR PRO SCOUT



Frank Edgerly enters his first season with the Cleveland Browns as the club's senior pro scout. Prior to joining the Browns, Edgerly spent the previous four seasons (2009-12) with the New England Patriots. During his tenure with the Patriots, he spent time as both a pro scout (2009) and a college area scout (2010-12).

Edgerly spent 10 seasons (1999-2008) as head coach of Red Bank (N.J.) Catholic High School before making the jump to the NFL player personnel ranks. As head coach of Red Bank, he led a team that made seven state playoff appearances and capture five championships, while being named Coach of the Year three times. He attended Rutgers University, where played two seasons (1992-93) as a quarterback, before starting his coaching career as a student assistant for the Scarlet Knights.

Frank and his wife, Lori, have three daughters, Kaitlin, Megan and Emma, and a son, Ryan.

CHISOM OPARA

COLLEGE AREA SCOUT



Chisom Opara is in his ninth season with the Browns as an area scout. He joined the club after spending the 2004 season with the Baltimore Ravens as a player personnel assistant, where he served as an in-house scout and prepared special teams scouting reports, as well as scouting local colleges in Maryland, Delaware, West Virginia and Pennsylvania.

Opara originally signed with the Baltimore Ravens as an undrafted free agent in 2003 and went to training camp with the team before being waived at the end of camp. Opara went back to school and graduated from Princeton in 2004 with a B.A. in politics.

Opara played collegiately as a wide receiver at Princeton and finished his career second all-time in receiving yards (2,198) and third in receptions (154). A native of Baltimore, Md., he served as team captain his senior year and was a second-team All-Ivy League selection.

BRENT BLAYLOCK

COLLEGE AREA SCOUT



Brent Blaylock enters his first season with the Cleveland Browns as a college scout. Blaylock joins the Browns after spending the previous two racing seasons (2012-13) with Penske Racing, as he worked in the public relations/marketing division. Prior to working for Penske, Blaylock served three seasons (2008-10) as the assistant director of football operations at the University of Miami.

He also spent the 2007 season in the Miami Dolphins operations department, as well as two seasons (2005-07) as the operations manager for the Austin Wranglers of the Arena Football League. Blaylock coached three seasons at his alma mater, Charles E. Jordan High School in Durham, North Carolina.

A native of Durham, Blaylock is a 2005 graduate of the University of North Carolina, where he earned a bachelor's degree in management. He also graduated with a master's degree in sports management from the University of Texas.

ZAC BOCIAN

COLLEGE AREA SCOUT



Zac Bocian is entering his 11th season with the Browns and seventh season as a college scout. Prior to becoming a college scout, he spent two seasons as a scouting assistant.

Bocian originally joined the Browns in 2003 as an intern in the video department and later assisted in various scouting and coaching capacities. He graduated from the University of California in 2003 after playing tight end at Diablo Valley College. Bocian was born in Oakland, Calif., and resides in San Francisco.

BRENDAN DONOVAN

COLLEGE AREA SCOUT



Brendan Donovan enters his first season with the Cleveland Browns as a college scout. Prior to joining the Browns, Donovan spent two seasons (2011-12) at the University of Florida, serving as a program coordinator – football (2011) and the director of on-campus recruiting – football (2012). Before moving to Gainesville, Donovan worked the 2010 season at Rutgers University,

where he served as the recruiting assistant – football. He began his collegiate coaching career at the University of Notre Dame, where he spent two seasons as a staff assistant (2007-08) and coordinator of quality control – football (2008-09).

A native of Piscataway, New Jersey, he is a graduate of Piscataway High School and a 2006 graduate of Seton Hall University. He was a Member of the New Jersey Gamma Chapter of Sigma Phi Epsilon.

MATTHEW MANOCHERIAN COLLEGE AREA SCOUT



Matthew Manocherian enters his first season with the Cleveland Browns as a college scout.

Before joining the Browns, Manocherian spent the previous three seasons (2010-12) as a scouting assistant with the New Orleans Saints.

Prior to working for the Saints, he spent two seasons (2008-09) coaching both the wide receivers and defensive backs at Rye Neck (N.Y.) High School.

A native of Rye, New York, he is a 2008 graduate of Duke University, where he earned his bachelor's degree in psychology.

PATRICK MOORE COLLEGE AREA SCOUT



Patrick Moore enters his first season with the Cleveland Browns as a college scout. Moore joins the Browns after spending five seasons (2007-11) on the coaching staff at Fordham University.

During his tenure at Fordham, he served as assistant head coach/offensive line (2010-11), defensive coordinator (2009), and linebackers/special teams coach (2007-08).

Moore has also held collegiate coaching positions at Louisiana Tech (2005-06), Auburn (2002-04), Western Carolina (2000-01) and at his alma mater, Illinois Wesleyan (1997). On the high school level, he also coached two seasons (1998-99) at Normal Community High School in Normal, Illinois. As a graduate assistant coach at Auburn in 2004, Moore assisted the offensive line and special teams units and was part of the staff that helped the Tigers post a 13-0 season and victory in the Sugar Bowl.

A graduate of Illinois Wesleyan, Moore received his bachelor's degree in business administration. He has also earned master's degrees from both Western Carolina (2001) and Auburn (2005).

DAN SAGANEY PRO SCOUT



Dan Saganey is in his fifth season as a member of the Browns' scouting staff and third as a pro scout after spending the previous two seasons as a player personnel assistant.

Prior to joining the Browns, Saganey spent two seasons as a coach at Harvard University, first

assisting with the defensive line (2007) and then leading the wide receivers (2008). During his two seasons in Cambridge, the Crimson captured consecutive Ivy League Championships for only the third time in school history.

He began his coaching career in 2006 as the tight ends/tackles coach at Bentley College in Waltham, Mass. A native of Norfolk, Mass., Saganey earned a degree in government from Colby College (Waterville, Maine), where he spent four years as a member of the Mules' offensive line.

JOHNATHON STIGALL COLLEGE AREA SCOUT



Johnathon Stigall is in his fourth season with the Browns following a four-year stint as the Midwest scout with the Philadelphia Eagles.

Prior to joining Philadelphia in 2006, Stigall spent the 2000-05 seasons in a similar role with the Miami Dol-

phins. He got his start in the NFL as an intern in the player personnel department of the Chicago Bears in 1999. A four-year letterman as a running back at DePauw University in Greencastle, Ind. (1995-98), Stigall earned his degree in sports science with a minor in education. He also served as team captain during his senior year.

A native of Oxford, Ohio, Stigall resides in Peoria, Ill., with his wife, Melissa, and three daughters.

BOBBY VEGA

COLLEGE AREA SCOUT



Bobby Vega enters his ninth season with the Browns and seventh as a college area scout. Prior to becoming a scout, he spent two seasons as the club's scouting assistant. Vega entered the NFL in 2004, spending the summer as a player personnel intern with the Baltimore Ravens.

While with the Browns, Vega was responsible for evaluating the top prospects at all small schools from Maine

to Florida from 2007-08. During the 2008-09 seasons, he scouted the Mid-Atlantic region and has been the club's Southeast scout since 2009.

A four-year letterman at the College of Wooster, Vega spent his freshman season as a running back before switching to defense, where he was a linebacker for his final three seasons. As a senior, he served as team captain and ranked second on the club with 91 tackles as the Fighting Scots captured the North Coast Athletic Conference title. During his collegiate career, he earned All-Region honors and was named to the All-Conference squad twice. He graduated in 2005 with a degree in communications.

A native of Hartford, Conn., Vega currently resides in Morrisville, N.C.

SUPPORT STAFF

CHAD BOGARD

VIDEO DIRECTOR



Chad Bogard is in his fifth season as the Browns' video director, having re-joined the club in 2009. His first stint with the team was from 1999-2000 when he served as assistant video director.

Along with assistant George Momirovic, all of the audio/coaches, player pe

players. They record all practices and games, breaking smaller elements to provide the team with as much detail as possible for game and opponent preparation.

Prior to re-joining the Browns, Bogard spent the previous season (2001-08) as the video coordinator for the University of

ball team. He also supervised the video production for the school's 19 varsity sports. In his final year at Pitt, he was the Big East Conference representative for the College Sports Video Association.

In addition to the Browns, Bogard was an assistant video director in the NFL with the New Orleans Saints for two years (1997-98). He also spent time as an assistant with the Scottish Claymores of the World Football.

He earned his degree in broadcast journalism from the University of Kansas City, where he first served as an intern with the Kansas City Chiefs.

Renee, have two sons, Kyler and Marco, and two daughters, Emily.

BRAD MELLAND

EQUIPMENT MANAGER



Brad Melland is in his ninth season as the Browns' equipment manager after serving as the assistant equipment manager for the Seattle Seahawks the previous seven seasons (1998-2004). He is responsible for ordering and issuing all playing equipment for the club. Along with assistants Jim McLaughlin and Jeff Inderhees, Melland coordinates the transport of equipment on all road trips.

Prior to his stint in Seattle, Melland worked in three other professional leagues, with the most recent being the Montreal Alouettes of the Ca-

nadian Football League (1996-98), where he was the assistant director of football operations, head equipment manager and travel coordinator.

Melland also has experience with the Baltimore Stallions (1994-95) of the CFL, the World League's Rhein Fire (1995) and Orlando Thunder (1991-1992) and the Arena Football League's Tampa Bay Storm (1993).

Melland is a native of Williston, North Dakota and a graduate of Williston High School and the University of North Dakota, where he earned his BBA in management. Melland and his wife, Tanya, a native of Montreal, have four children, Christopher, Caeli, Jaime and Jace.

AARON SHEA

DIRECTOR, PLAYER ENGAGEMENT



Aaron Shea is in his sixth year on the Browns' administrative staff and third as the team's director of player engagement. He also spent three seasons as a sales associate in suite operations.

Shea originally joined the Browns as a fourth-round selection (110th overall) in the 2000 NFL Draft. He appeared in 65 regular season games

from 2000-05 and totaled 97 career receptions for 851 yards with seven touchdowns. In 2006, Shea joined the San Diego Chargers but missed the entire season due to an injury.

A four year letterman (1996-99) at the University of Michigan, Shea appeared as both a fullback and tight end with the Wolverines. During his collegiate career, he totaled 68 receptions for 574 yards with five touchdowns, while adding 104 rushing yards on 27 attempts. He helped Michigan capture the 1997 National Championship. Shea earned his degree in sports management and communications.

A native of Ottawa, Ill., Shea and his wife, Caitlin, have two daughters, Cadence and Ireland, and a son, Kinzy.

JOE SHEEHAN

HEAD ATHLETIC TRAINER



Joe Sheehan is entering his fifth season as the Browns' Head Athletic Trainer after spending one year (2008) as the coordinator of athletic training and sports medicine at the University of Arkansas.

Working closely with assistants Andre Tucker and Gordon Williams, Sheehan is responsible for managing the day-to-day care of Browns players in coordination with team physicians.

In addition, Sheehan and his staff work synonymously with the club's strength and conditioning staff, creating a true team approach to the overall care of Browns players.

With the Razorbacks, Sheehan coordinated and managed the medical care for more than 450 student-athletes competing for the Razorbacks in 19 intercollegiate sports. He also served as the lead athletic trainer for the school's football team.

The 2013 season will mark Sheehan's 14th in NFL on a full-time basis, having spent his first nine years in the league as a member of the athletic training staff of the Jacksonville Jaguars, including the final three as an assistant athletic trainer and the director of rehabilitation. In that role, Sheehan developed and administered player rehabilitation protocols for the organization. He was responsible for all aspects of medical documentation. Sheehan also assisted with the design and implementation of the team's offseason strength and conditioning program.

Sheehan is a certified athletic trainer (ATC), a certified strength and conditioning specialist (CSCS), certified performance enhancement specialist (PES) and a certified corrective exercise specialist (CES).

Sheehan began his affiliation with the Jaguars as a seasonal athletic trainer in 1997. In the spring of 1998, he served as an assistant athletic trainer for the Barcelona Dragons as part of NFL Europe. He returned to the Jaguars as a seasonal athletic trainer in the fall of 1998 before being hired full-time by Jacksonville in 1999. He was promoted three times on the Jaguars' staff before assuming his most recent position in June 2005. In 2003, he was part of a staff that earned the distinction as the NFL Athletic Training Staff of the Year.

Sheehan earned his bachelor's of science degree from the University of Connecticut in 1997. He was a member of the Dean's List and National Honor Society at UConn. He earned his master's of science degree in exercise science and health promotion/rehabilitation science from California University of Pennsylvania in 2007.

He is a member of the National Athletic Trainer's Association, the National Strength and Conditioning Association, the National Academy of Sports Medicine, and the Professional Football Athletic Trainer's Society, where he served on the organization's executive committee and the education committee.

Sheehan and his wife, Lisa, have two daughters, Rachel and Kelsey, and a son, Brendan.

JIM BROWN

SPECIAL ADVISOR



Cleveland Browns Hall of Fame running back Jim Brown returns to the Browns organization as a Special Advisor. In this role, he will serve in a variety of off-field capacities with the club and in the community. Brown previously was as an Executive Advisor with the team, a position he held through 2010.

Cleveland's number one draft choice in 1957 out of Syracuse, Brown starred in both football and lacrosse during his collegiate career. He

went on to fulfill his storied NFL career, which included leading the NFL in rushing in eight of his nine seasons. He appeared in nine straight Pro Bowls and was named the NFL's MVP three times (1957, 1958 & 1965). Brown owns team records for most combined net yards (15,459), career rushing yards (12,312), most points in one season (126), career TDs (126), rushing TDs (106), most consecutive games scoring a TD (10) and most 1,000 yard seasons (7).

Brown's number 32 was retired by the club and he was inducted into the Pro Football Hall of Fame in 1971. Brown is very active with his Ameri-I-Can Program, which works in schools, prisons and communities across the country. Born on February 17, 1936, in St. Simons, Ga., Brown and his wife, Monique, live in California with their two children.

CLEVELAND BROWNS STAFF



Todd Argust
Director
Stadium Operations



Cassandra Baskin
Guest Relations Manager
Club Members



Tare Beaver
Season Sales
Representative



Ryan Beech
Manager
Ticket Operations



Jessica Berkshire
Guest Relations
Representative
Club Members



Drew Boatner
Coordinator
Content & Production



Jenna Block
Coordinator
Sales



Beth Brand
Manager
Special Events



Pete Bickmore
Vice President
Security



Rob Byrne
Manager
Corporate Partnerships



Dave Campione
Season Sales
Representative



Kelly Carroll
Manager
Partnership Service &
Activation



Vic Carucci
Senior Editor



Nina Ciccone
Account Executive
Premium Sales



Chris Cola
Coordinator
Berea Facilities



Rick Coller
Group Sales
Representative



Brandon Covert
Director
Information Technology



Jud Covert
Network Analyst



Mike D'Angelo
Coordinator
Stadium Facilities



Phil Dangerfield
Director
Operations



John Davis
Vice President
Ticket Sales & Service



Michele DeScioli
Manager
Browns Backers



Tony Dick
Manager
Alumni Relations



Clete Diener
Coordinator
Stadium Facilities



Bob Digney
Engineer



Steve Eyerman
Manager
Stadium Operations



Kevin Fallon
Painter



Matt Florjancic
Staff Writer



Nick Frasco
Director
Premium and Suite Sales
& Service



Rachel Garofolo
Coordinator
Marketing Services



Simon Gelan
Manager
Operations



Zak Gilbert
Director
Communications



Brandon Goebel
Group Sales
Representative



Mike Good
Coordinator
Stadium Operations



Matt Goodman
Vice President
Corporate Partnerships



Bonnie Gordon
Executive Assistant



Kevin Griffin
Vice President
Fan Experience &
Marketing



Brian Gross
Guest Relations
Representative
Season Tickets



Rich Hanchette
Motion Graphic Artist



Patrick Hanrahan
Season Sales
Representative



Renee Harvey
Vice President
Community Outreach



Seth Hooker
Software Developer



Russell Horn
Assistant Groundskeeper



Jamir Howerton
Manager
Content & Production



Bridget Huzicka
Manager
Partnership Service &
Activation



Jeff Inderhees
Assistant Equipment
Manager



Linwood Jones
Database Analyst



Corey Kinder
Coordinator
Browns Backers



Steve Korey
Account Executive
Premium Sales



Ken Kovash
Director
Football Research &
Player Personnel Assistant



Max Kozinn
Manager
Premium Sales



Leah Kraus
Coordinator
Special Events



Deb Kruszynski
Executive Assistant
Player Personnel



John LaForce
Guest Relations
Representative
Season Tickets



Lisa Laneve
Executive Assistant



David Lee
Senior Manager
Ticket Operations



Kaila Lockhart
Coordinator
Partnership Service &
Activation



David Lowry
Network Administrator



Dino Lucarelli
Alumni Relations



Kevin Mack
Alumni Relations



Sue Majewski
Payroll Administrator



Ryan Marut
Coordinator
Stadium Operations



Rob McBurnett
Coordinator
Communications



Jim McLaughlin
Assistant Equipment
Manager



Joe Meadows
Manager
Digital Media



Carol Meier
Receptionist



Kyle Millen
Manager
Scoreboard Operations



Lisa Miller
Guest Relations
Representative
Season Tickets



Paul Mocho
Director
Suite Sales



Chris Modarelli
Art Director



Joseph Moeller
Software Developer



George Momirovic
Video Assistant



George Muller
Director
Creative Services



Dan Murphy
Coordinator
Communications



Jen Nawalaniec
Manager
Creative Services



Mike Nikolaus
Director
Administration



Neal Pate
Stadium Field Manager



Jeff Patton
Network Manager



Rob Pavlas
Assistant Video Director



Mike Peters
Engineer



Jeff Pewitt
Engineer



D.J. Philippe
Communications
Assistant



Donna Podolak
Executive Assistant



Jim Popczun
Engineer



Chris Powell
Head Groundskeeper



Jessica Powles
Coordinator
Sales



Jerry Ray
Engineer



Brett Reynolds
Senior Director
Corporate Partnerships



Laurie Rice
Controller



Rico Rivera
Guest Relations Manager
Season Tickets



Kimer Rogers
Engineer



Megan Rogers
Director
Legal Affairs



Gregory Rush
Director
Finance



Evan Sahr
Account Executive
Premium Sales



Cari Savage
Executive Assistant



Steve Schlegel
Engineer



Bob Schmitz
Manager
Stadium Facilities



John Schulze
Director
Ticket Operations



Brandon Schwartz
Season Sales
Representative



Bob Sivik
Director
Season & Group
Ticket Sales



Bob Smith
Engineer



Pamela Smith
Assistant Controller



Sharon Smith
Manager
Suite Services



Daniel Souder
Season Sales
Representative



Scott Springer
Grounds Supervisor



Matt Srodek
Manager
Berea Facilities



Brandon St. Jean
Season Sales
Representative



Patrick Stack
Manager
Corporate Partnerships



Eric Strick
Engineer



Nick Surace
Senior Account Executive
Season Ticket Sales



Paul Taylor
Coordinator
Content & Production



Jenner Tekancic
Director
Community Relations



Jacquie Thomas
Executive Assistant



Casey Thompson
Coordinator
Shipping & Receiving



Andre Tucker
Assistant Athletic Trainer



Chris Vasu
Season Sales
Representative



Lauren Voorhies
Director
Guest Relations



Iman Warren
Group Sales
Representative



Matt Webb
Director
Cooperate Sponsorships



Lauren Whitaker
Coordinator
Digital Media



Gordon Williams
Assistant Athletic Trainer



Jennifer Williams
Engineer



Randy Wills
Account Executive
Suite Sales



Jeff Witt
Assistant Groundskeeper



Josh Young
Manager
Inside Sales



Brittany Young
Coordinator
Community Relations



Matt Yunker
Manager
Youth Football

850 FM))
ESPN
CLEVELAND WKNR

98.5 WNCX
Cleveland's Classic Rock

SPORTS RADIO
92.3
FAN
CLEVELAND

OFFICIAL RADIO PARTNERS OF THE CLEVELAND BROWNS

GAME TRIPLECAST
1,000+ HOURS OF PROGRAMMING

**LISTEN TO THE BROWNS ON THREE OF
CLEVELAND'S HOTTEST LOCAL STATIONS**

PNC BANK
CLEVELAND BROWNS
RADIO NETWORK

VETERAN PLAYERS

JOHNSON BADEMOSI



24

DEFENSIVE BACK

HEIGHT: 6-0 WEIGHT: 200

COLLEGE: Stanford

BIRTHDATE: July 23, 1990

HOW ACQUIRED: FA - '12

YEAR WITH BROWNS: 2nd YEAR IN NFL: 2nd

CAREER TRANSACTIONS

Originally signed by Cleveland as an undrafted free agent on May 9, 2012.

SEASONAL REVIEWS

2012: Appeared in all 16 regular season games... Led the squad with 18 special teams tackles, a figure that ranked third in the NFL and led all NFL rookies... Added three stops on defense... Named to the PFW/PFWA All-Rookie team as a special teamer... Key part of a kickoff coverage unit that ranked second in the NFL, having allowed a 19.8-yard average on 43 kickoff returns... Totaled a career-high three special teams tackles at N.Y. Giants (10/7).

COLLEGE

Appeared in 48 games at Stanford University (2008-11)... Totaled 122 career tackles, two forced fumbles and one interception... Was also a member of the track and field team at Stanford, earning all-conference honorable mention competing in the 100 M and the 4x100 M relay... Graduated with a degree in history.

PERSONAL/OFF THE FIELD

Attended Gonzaga High School in in Silver Spring, Md... Received the Headmaster's Award for exceptional loyalty to the ideals of the school and classmates in high school... Volunteered for numerous school and hospital visits in the Cleveland area... Was one of the top high school rugby players in the country and played for the United States U-17 and U-18 national teams.

BADEMOSI'S CAREER DEFENSIVE STATISTICS

Year	Team	GP	GS	Tackles				Yds	Interceptions					Fumbles				Sp. T
				Tot	Solo	Asst	Sk		No.	Yds	Lg	TD	PD	FF	FR	Yds	Tackle	
2012	Cleveland	16	0	3	3	0	0.0	0.0	0	0	0	0	1	0	0	0	18	

GARY BARNIDGE



82

TIGHT END

HEIGHT: 6-5 WEIGHT: 250

COLLEGE: Louisville

BIRTHDATE: September 23, 1985

HOW ACQUIRED: UFA (Car.) - '13

YEAR WITH BROWNS: 1st YEAR IN NFL: 6th

CAREER TRANSACTIONS

Originally drafted by Carolina in the fifth round (141st overall) of the 2008 NFL Draft... Signed by Cleveland as unrestricted free agent on March 14, 2013.

SEASONAL REVIEWS

2012: Appeared in all 16 contests and registered six receptions for 78 yards with one touchdown... Scored first career touchdown on a 24-pass from Cam Newton at Philadelphia (11/26)... Contributed to an offense that produced 5,771 total net yards and 328 first downs, as both were the

second-highest totals in team history... Added six stops on special teams and one fumble recovery.

2011: Missed the entire season with a broken ankle suffered during a pre-season practice.

2010: Appeared in all 16 games with three starts... Led the team with a career-high 17 special teams tackles.

2009: Saw action in all 16 games with three starts... Totaled 12 receptions for 242 yards and 13 special teams tackles.

2008: Appeared in 14 games as a reserve... Registered three special teams tackles.

COLLEGE

Appeared in 47 games with 29 starts at the University of Louisville (2004-07)... Amassed 98 career receptions for 1,491 yards with 17 touchdowns... As a senior, totaled 53 receptions for 655 yards with seven touchdown en route to being named a first team All-Big East Conference honoree and a semifinalist for the John Mackey Award, given annually to college football's top tight end... Majored in sports administration.

PERSONAL/OFF THE FIELD

Attended Middleburg High School in Middleburg, Fla... Also played basketball in high school... Considers himself a movie buff and has his own website (www.moviegameplan.com) where he reviews movies... Created a program called "American Football without Barriers" (AFWBCamps.com)

which provides educational football camps in countries that don't have football... Conducted a camp in China during the 2013 offseason.

BARNIDGE'S SINGLE-GAME CAREER HIGHS

RECEPTIONS: 3 vs. Buffalo 10/25/09

RECEIVING YARDS: 77 vs. Buffalo 10/25/09

LONG RECEPTION: 55 vs. Minnesota 12/20/09

RECEIVING TD: 1 at Philadelphia 11/26/12

BARNIDGE'S CAREER OFFENSIVE STATISTICS

Year	Team	GP	GS	Receiving					Rushing				
				Rec	Yds	Avg	Lg	TD	Att	Yds	Avg.	Lg	TD
2008	Carolina	14	0	0	0	0.0	0	0	0	0	0.0	0	0
2009	Carolina	16	3	12	242	20.2	55	0	0	0	0.0	0	0
2010	Carolina	16	3	0	0	0.0	0	0	0	0	0.0	0	0
2011	Carolina												
2012	Carolina	16	5	6	78	13.0	24t	1	0	0	0.0	0	0
NFL Totals		62	11	18	320	17.8	55	1	0	0	0.0	0	0

Additional Special Teams Stats: 3 tackles in 2008, 13 tackles in 2009, 17 tackles in 2010, 6 tackles in 2012 for a total of 39. One fumble recover in 2012.

TRAVIS BENJAMIN



80

WIDE RECEIVER

HEIGHT: 5-10 WEIGHT: 175

COLLEGE: Miami (Fla.)

BIRTHDATE: December 29, 1989

HOW ACQUIRED: D4a - '12

YEAR WITH BROWNS: 2nd YEAR IN NFL: 2nd

CAREER TRANSACTIONS

Originally drafted by Cleveland in the fourth round (100th overall) of the 2012 NFL Draft.

SEASONAL REVIEWS

2012: Played in 14 regular season contests with three starts... Inactive for two games with a hamstring injury... Caught 18 passes for 298 yards and two touchdowns... Also rushed six times for 66 yards... Returned three kickoffs for a 25.3-yard average... Also fielded three punts for a 49.7-yard average, including a team-record 93-yard return for a touchdown vs. Kansas City (12/9)... Became the first Browns rookie to return a punt for a touchdown since November 5, 1967 when Ben Davis took one back 52 yards at Pittsburgh... Named AFC Special Teams Player of the Week for his efforts... Ran 35 yards on a reverse during the season opener against Philadelphia (9/9), marking the third-longest run by a Browns wide receiver since 1999... First career touchdown reception came on a 22-yard pass from Brandon Weeden against Buffalo (9/23)... Recorded a 69-yard touchdown catch against Washington (12/16).

COLLEGE

Four-year letterman at the University of Miami (2008-11)... In 49 career games, totaled 131 receptions for 2,146 yards with 13 touchdowns... Finished career as one of only six players in school history to record more than 2,000 receiving yards joining Santana Moss, Reggie Wayne, Michael Irving, Lamar Thomas and Leonard Hankerson... Finished career ranked third in Miami history in all-purpose yards with 3,874... As a senior, hauled in 41 passes for 609 yards and three touchdowns.

PERSONAL/OFF THE FIELD

Native of Belle Glade Fla., and attended Glades Central High School... A two-time All-Palm Beach County honoree... Helped the team capture the state championship as a junior... Totaled two receiving touchdowns and scored on a punt and kickoff return in a game against Palm Beach Gardens... Enjoys cooking... Lists Madden as his favorite video game... Has volunteered at the Cleveland Foodbank.

BENJAMIN'S SINGLE-GAME CAREER HIGHS

RECEPTIONS: 4 at Pittsburgh 12/30/12

RECEIVING YARDS: 69 vs. Washington 12/16/12

LONG RECEPTION: 69t vs. Washington 12/16/12

TD RECEPTIONS: 1 vs. Buffalo 9/23/12, vs. Washington 12/16/12

RUSH ATTEMPTS: 2 at Cincinnati 9/16/12

RUSHING YARDS: 35 vs. Philadelphia 9/9/12

LONG RUSH: 35 vs. Philadelphia 9/9/12

KICKOFF RETURNS: 2 at Baltimore 9/27/12

KICKOFF RETURN YARDS: 47 at Baltimore 9/27/12

LONGEST KICKOFF RETURN: 29 at Pittsburgh 12/30/12

PUNT RETURNS: 1, three time, most recently vs. Kansas City 12/9/12

LONG PUNT RETURN: 93t* vs. Kansas City 12/9/12

PUNT RETURN YARDS: 93 vs. Kansas City 12/9/12

PUNT RETURN FOR TD: 1 vs. Kansas City 12/9/12 (93t)

COMBINED RET. YDS: 93 vs. Kansas City 12/9/12 (93 punt, 0 kickoff)

* Denotes club single-game record

BENJAMIN'S CAREER OFFENSIVE STATISTICS

Year	Team	GP	GS	Receiving					Rushing				
				Rec	Yds	Avg	Lg	TD	Att	Yds	Avg.	Lg	TD
2012	Cleveland	14	3	18	298	16.6	69t	2	6	66	11.0	35	0

BENJAMIN'S CAREER SPECIAL TEAMS STATISTICS

Year	Team	Kickoff Returns				TD	Punt Returns					TD	Sp. T Tackle
		No	Yds	Avg	Lg		No	FC	Yds	Avg	Lg		
2012	Cleveland	3	76	25.3	29	0	3	1	149	49.7	93t	1	0

DAVONE BESS



15
WIDE RECEIVER

HEIGHT: 5-10 **WEIGHT:** 195

COLLEGE: Hawaii

BIRTHDATE: September 13, 1985

HOW ACQUIRED: Tr. (Mia.) - '13

YEAR WITH BROWNS: 1st **YEAR IN NFL:** 6th

CAREER TRANSACTIONS

Originally signed by Miami as an undrafted free agent on May 1, 2008... Traded to Cleveland along with the Dolphins' 2013 fourth (111th) and seventh (217th) rounds draft selections in exchange for the Browns' 2013 fourth (104th) and fifth (164th) round draft picks.

SEASONAL REVIEWS

2012: Started in all 13 games in which he appeared... Ranked second on the team in both receptions (61), receiving yards (778) and average per reception (12.8 ypc)... Also notched one touchdown reception... Also returned four punt returns for 18 yards.

2011: Saw action in all 16 games with four starts... Registered 51 receptions for 537 receiving yards, ranking second on the club in both categories... Also recorded three receiving touchdowns... On special teams, returned 37 punts for 442 yards, establishing an 11.9 average per return, which ranked second in the AFC and fifth in the NFL... Notched 26 third-down receptions, a figure that tied for fifth in the NFL.

2010: Played in all 16 games with eight starts... Finished the season second on the team in receptions (79) and receiving yards (820) with five receiving touchdowns... His receptions, receiving yards and receiving touchdowns were all career-highs... On special teams, recorded 25 punt returns for 284 yards (11.4 avg.).

2009: Saw action in all 16 games with two starts... Led the club in both receptions (76) and receiving yards (758)... Caught two receiving touchdowns... Posted two rushes for 11 yards... Also registered 28 punt returns for 209 yards (7.5 avg.)... Reception total ranked 11th in the AFC... Recorded 35 third-down receptions on the season, ranking second in the NFL and tied for seventh-most in a season since the NFL started keeping the stat in 1991.

2008: Played in all 16 games with six starts... Ranked third on the team in both receptions (54) and receiving yards (554)... Recorded one receiving touchdown... On special teams, registered 14 kickoff returns for 311 yards (22.2 avg.) and 21 punt returns for 231 yards (11.0 avg.)... Reception total ranked third in the NFL among rookie receivers and his receiving yards ranked fourth... His 54 catches ranked as the second-most receptions in a single-season by an undrafted rookie since the common draft in 1967, trailing only Wayne Chrebet's 66 catches in 1995 with the New York Jets.

COLLEGE

A three-year letterman at the University of Hawaii (2005-07)... Started all 39 contests in which he appeared, recording 293 receptions for 3,610 yards with 41 touchdowns... Earned first-team All-Western Athletic Conference honors in each of his three seasons... His 293 career receptions and 29 games with a touchdown receptions were both school and conference records... His 41 touchdowns were a also school record... Became the only player in Warriors history to register three 1,000-yard receiving seasons... Majored in communications.

PERSONAL/OFF THE FIELD

A native of Oakland, Calif., where he attended Skyline High School... Lettered in football, baseball and basketball... Married (Rachel) with two sons and a daughter... Established "The Bess Route Foundation" in 2011, which is dedicated to shaping the positive lifestyles for underprivileged children and providing funds for families in need... Information for his foundation can be found at www.davonebess.com.

BESS' SINGLE-GAME CAREER HIGHS

RECEPTIONS: 10 vs. New England 12/6/09
RECEIVING YARDS: 129 vs. Seattle 11/25/12
LONG RECEPTION: 45 vs. Baltimore 1/4/09
TD RECEPTIONS: 1, 12 times, most recent 11/15/12 at Buffalo
RUSH ATTEMPTS: 2 at Buffalo 12/18/2011
RUSHING YARDS: 13 at Arizona 9/14/2008
LONG RUSH: 13 at Arizona 9/14/2008
KICKOFF RETURNS: 4 at Houston 10/12/2008
KICKOFF RETURN YARDS: 113 at Houston 10/12/2008
LONGEST KICKOFF RETURN: 32 at Houston 10/12/2008
PUNT RETURNS: 6, twice, most recent at Buffalo 12/18/2011
LONG PUNT RETURN: 47 at Oakland 11/28/2010
PUNT RETURN YARDS: 101 at Buffalo 12/18/2011

CAREER 100-YARD RECEIVING REGULAR SEASON GAMES (4):

129 vs. Seattle 11/25/12 (7-129-0)
 123 at Arizona 9/30/12 (7-123-0)
 117 vs. New England 12/6/09 (10-117-1)
 111 at Oakland 11/28/10 (6-111-0)

BESS' CAREER OFFENSIVE STATISTICS

Year	Team	GP	GS	Receiving					TD	Rushing				
				Rec	Yds	Avg	Lg			Att	Yds	Avg.	Lg	TD
2008	Miami	16	6	54	554	10.3	37	1	1	13	13.0	13	0	
2009	Miami	16	2	76	758	10.0	34t	2	2	11	5.5	11	0	
2010	Miami	16	8	79	820	10.4	29	5	2	-3	-1.5	0	0	
2011	Miami	16	4	51	537	10.5	41	3	2	9	4.5	5	0	
2012	Miami	13	3	61	778	12.8	39	1	0	0	0.0	0	0	
NFL	Totals	77	23	321	3,447	10.7	39	12	7	30	4.3	13	0	

BESS' CAREER SPECIAL TEAMS STATISTICS

Year	Team	Kickoff Returns					Punt Returns					Sp. T	
		No	Yds	Avg	Lg	TD	No	FC	Yds	Avg	Lg	TD	Tackle
2008	Miami	14	311	22.2	32	0	21	10	231	11.0	27	0	0
2009	Miami	0	0	0.0	0	0	28	13	209	7.5	22	0	0
2010	Miami	0	0	0.0	0	0	25	20	284	11.4	47	0	0
2011	Miami	1	0	0.0	0	0	37	24	442	11.9	25	0	0
2012	Miami	0	0	0.0	0	0	4	18	30	7.5	11	0	0
NFL	Totals	15	311	20.7	32	0	115	85	1,196	10.4	47	0	0

BESS' CAREER POSTSEASON OFFENSIVE STATISTICS

Year	Team	GP	GS	Receiving					TD	Rushing				
				Rec	Yds	Avg	Lg			Att	Yds	Avg.	Lg	TD
2008	Miami	1	1	2	54	27.0	45	0	0	0	0	0.0	0	0

DESMOND BRYANT



92

DEFENSIVE LINE

HEIGHT: 6-6 **WEIGHT:** 310

COLLEGE: Harvard

BIRTHDATE: December 15, 1985

HOW ACQUIRED: UFA (Oak.) - 13

YEAR WITH BROWNS: 1st **YEAR IN NFL:** 5th

CAREER TRANSACTIONS

Originally signed by Oakland as an undrafted free agent on April 30, 2009... Signed by Cleveland as an unrestricted free agent on March 13, 2013.

SEASONAL REVIEWS

2012: Appeared in all 16 games with eight starts... Recorded a career-high 36 stops, while adding one forced fumble and one blocked field goal... Tied for the team-lead with four sacks, registering one in each of the team's final four contests... Recorded 12 quarterback hits, a figure which tied for sixth among NFL defensive tackles... Registered his first career blocked field goal after turning away a 28-yard Phil Dawson field goal attempt against Cleveland (12/2).

2011: Saw action in all 16 games with 10 starts... Totaled a career-high five sacks, while adding 35 tackles and one forced fumble... Blocked a PAT against Green Bay (11/11)... Recorded a career-high two sacks at Minnesota (11/20).

2010: Appeared in 15 games as a reserve... Notched 21 tackles and 2.5 sacks... Recorded first career sack after dropping Matt Cassel for a 1-yard loss against Kansas City (11/7).

2009: Played in all 16 games as a reserve... Totaled 32 tackles, one forced fumble and one fumble recovery... Tackle total finished third among NFL rookie defensive tackles... Tallied a career-high seven tackles against N.Y. Jets (10/25)... One of two undrafted free agents to make the Raiders' opening day 53-man roster.

COLLEGE

Appeared in 32 games at Harvard University (2004-06, 2008)... Recorded 66 career tackles and 13.5 sacks... Second-team All-Ivy League selection as a senior after recording 20 tackles and 1.5 sacks in 10 games... Majored in economics.

PERSONAL/OFF THE FIELD

Native of Elizabethtown, N.C., where he attended East Bladen High School... Also earned four letters in track and three in basketball... Brother, Brenton, also played defensive line at Harvard... Spends spare time volunteering at numerous youth football camps... Lists "Shark Tank" as his favorite television show.

BRYANT'S SINGLE-GAME CAREER HIGHS

TACKLES: 7 vs. N.Y. Jets 10/25/09

SACKS: 2 at Minnesota 11/20/11

FORCED FUMBLE: 1, three times, most recent, vs. Pittsburgh 9/23/12

RECOVERED FUMBLE: 1 vs. Cincinnati 11/22/09

BRYANT'S CAREER DEFENSIVE STATISTICS

Year	Team	Tackles						Interceptions				Fumbles				Sp. T	
		GP	GS	Tot	Solo	Asst	Sk	Yds	No.	Yds	Lg	TD	PD	FF	FR	Yds	Tackle
2009	Oakland	16	0	32	24	8	0.0	0.0	0	0	0	0	0	1	1	0	0
2010	Oakland	15	0	21	15	6	2.5	18.0	0	0	0	0	0	0	0	0	0
2011	Oakland	16	10	35	30	5	5.0	32.0	0	0	0	0	1	1	0	0	0
2012	Oakland	16	8	36	26	10	4.0	25.0	0	0	0	0	1	1	0	0	0
NFL Totals		63	18	124	95	29	11.5	75.0	0	0	0	0	2	3	1	0	0
Additional special teams stats: 1 blocked field goal in 2011, 1 blocked PAT in 2011																	

Additional special teams stats: 1 blocked field goal in 2012, 1 blocked PAT in 2011

RASHAD BUTLER



79

OFFENSIVE LINE

HEIGHT: 6-4 **WEIGHT:** 315

COLLEGE: Miami (Fla.)

BIRTHDATE: February 10, 1983

HOW ACQUIRED: UFA (Hou.) - '13

YEAR WITH BROWNS: 1st YEAR IN NFL: 8th

CAREER TRANSACTIONS

Originally drafted by Carolina in the third round (89th overall) of the 2006 NFL Draft... Waived by Carolina on September 3, 2007... Claimed by Houston via waivers on September 4, 2007... Signed by Cleveland as an unrestricted free agent on May 8, 2013.

SEASONAL REVIEWS

2012: Missed the entire regular season with a triceps injury sustained during the preseason finale.

2011: Appeared in two games... Helped Ben Tate rush for more than 100 yards in both contests he appeared... Placed on injured reserve on Sept. 22 with a triceps injury.

2010: Saw action in all 16 contests with four starts at left tackle... Also saw action on special teams... Made first career start vs. Dallas (9/26).

2009: Appeared in 15 games as a reserve... Saw action at tackle and on special teams.

2008: In active for all 16 contests.

2007: Saw action in eight games primarily on special teams... Inactive the first eight games of the season. Made NFL debut at Oakland (11/4).

2006: Inactive for 11 games and dressed and did not play in one other... Placed on injured reserve with a staph infection on Nov. 8.

COLLEGE

Four-year letterman at the University of Miami (2002-05)... Started 23 of the 38 games in which he appeared at both right and left tackle... Graduated with a degree in sociology.

PERSONAL/OFF THE FIELD

Native of West Palm Beach, Fla., and attended William T. Dwyer High School in Palm Beach Gardens... Helped his team to the state finals as a senior... Proud member of the Crohn's and Colitis Foundation of America (CCFA).

BUTLER'S CAREER GAMES PLAYED

Year	Team	Regular Season		Postseason	
		GP	GS	GP	GS
2006	Carolina	0	0	0	0
2007	Houston	8	0	0	0
2008	Houston	0	0	0	0
2009	Houston	15	0	0	0
2010	Houston	16	4	0	0
2011	Houston	2	0	0	0
2012	Houston	0	0	0	0
Career		41	4	0	0

WEEDEN FINISHES SEVENTH ALL-TIME

Quarterback Brandon Weeden's 3,385 passing yards last season were the seventh-most by any NFL rookie in league history.

MOST PASSING YARDS BY AN NFL ROOKIE

	Player	Team	Year	Total
1.	Andrew Luck	Indianapolis	2012	4,374
2.	Cam Newton	Carolina	2011	4,051
3.	Peyton Manning	Indianapolis	1998	3,739
4.	Sam Bradford	St. Louis	2010	3,512
5.	Matt Ryan	Atlanta	2008	3,440
6.	Andy Dalton	Cincinnati	2011	3,398
7.	Brandon Weeden	Cleveland	2012	3,385

JORDAN CAMERON



84

TIGHT END

HEIGHT: 6-5 **WEIGHT:** 252

COLLEGE: Southern California

BIRTHDATE: August 7, 1988

HOW ACQUIRED: D4a - '11

YEAR WITH BROWNS: 3rd **YEAR IN NFL:** 3rd

CAREER TRANSACTIONS

Originally drafted by Cleveland in the fourth round (102nd overall) of the 2011 NFL Draft.

SEASONAL REVIEWS

2012: Played in all 14 games with six starts... Caught 20 passes for 226 yards with a touchdown... Also totaled one special teams tackle... Talled career-highs in receptions (5) and yards (45) at Buffalo (9/23)... Recorded first career touchdown on a 5-yard reception from Brandon Weeden against Pittsburgh (11/25)... Inactive the final two regular season contests with a concussion.

2011: Appeared in eight games with two starts... Inactive for eight contests... Caught six passes for 33 yards... Made NFL debut vs. Seattle (10/23)... Hauled in a season-best three passes for eight yards at Arizona (12/18).

COLLEGE

Appeared in 23 games as a reserve at the University of Southern California (2008-10) after transferring from Ventura Junior College (2007) and Brigham Young University (2006)... Saw action in 12 contests as a senior, recording 16 receptions for 126 yards and one touchdown along with one carry for six yards... Appeared in five games in 2009 and six in 2008 and did not record any statistics... Hauled in 22 passes for 340 yards with four touchdowns as he helped Ventura to the WSC Pacific Division title and a victory in the Southern California Bowl... Originally attended BYU and redshirted as a forward on the school's basketball team before deciding to transfer to USC for football... Chose to transfer to Ventura after it was discovered his credits from Brigham Young wouldn't transfer to Southern California... Walked on to the USC basketball team for the 2008-09 season and appeared in three games... Majored in sociology.

PERSONAL/OFF THE FIELD

Native of Newbury Park, Calif., where he attended Newbury Park High School... Named All-Marmonte League first team as a wide receiver after totaling 73 receptions for 1,022 yards with 12 touchdowns as a senior... Also played basketball and was named Marmonte League and Ventura County Basketball Coaches Association Player of the Year... Also played volleyball at Newbury Park... Sister, Brynn, was a guard on Southern California's women's basketball team from 2005-09... Grandfather, Jack Cravens, played basketball and baseball at Brigham Young from 1957-59... Brother, Colby, played quarterback at Louisiana Tech from 2009-12... Colby was signed by the Carolina Panthers as an undrafted free agent following the 2013 NFL Draft... Has a son (Tristan)... Active in the Cleveland community volunteering for numerous hospital and school visits and 'Shop with a Pro' events... Favorite movie is "The Wedding Singer."

CAMERON'S SINGLE-GAME CAREER HIGHS

RECEPTIONS: 5 vs. Buffalo 9/23/12

RECEIVING YARDS: 45 vs. Buffalo 9/23/12

LONG RECEPTION: 28 vs. Washington 12/16/12

RECEIVING TD: 1 vs. Pittsburgh 11/25/12

CAMERON'S CAREER OFFENSIVE STATISTICS

Year	Team	GP	GS	Receiving			Lg	TD	Rushing			Lg	TD
				Rec	Yds	Avg			Att	Yds	Avg		
2011	Cleveland	8	2	6	33	5.5	15	0	0	0	0.0	0	0
2012	Cleveland	14	6	20	226	11.3	28	1	0	0	0.0	0	0
NFL	Totals	22	8	26	259	10.0	28	1	0	0	0.0	0	0

JASON CAMPBELL



17

QUARTERBACK

HEIGHT: 6-5 **WEIGHT:** 230

COLLEGE: Auburn

BIRTHDATE: December 31, 1981

HOW ACQUIRED: UFA (Chi.) - '13

YEAR WITH BROWNS: 1st **YEAR IN NFL:** 9th

CAREER TRANSACTIONS

Originally drafted by Washington in the first round (25th overall) of the 2005 NFL Draft... Traded to Oakland for a 2012 fourth round draft pick on April 24, 2010... Signed by Chicago as an unrestricted free agent on March 16, 2012... Signed by Cleveland as an unrestricted free agent on March 26, 2013.

SEASONAL REVIEWS

2012: Saw action in six games with one start... Served as Jay Cutler's backup and did not play in 10 contests... Completed 32 of 51 passes for 265 yards with two touchdowns and two interceptions.

2011: Started the first six games of the season and led the Raiders to a 4-2 record before a broken collarbone ended his season... Completed 100 of 165 passes for 1,170 yards with six touchdowns and four interceptions... Added 60 rushing yards and a career-high two rushing scores... Threw for

more than 300 yards in two of his six contests (323 at Buffalo on 9/18 and 344 against New England on 10/2).

2010: Started 12 of the 13 contests in which he played... Completed 194 of 326 passes for 2,387 yards with 13 touchdowns and eight interceptions... Recorded a career-best 127.9 passer rating at Denver (10/24)... Threw for 310 yards and two touchdowns against Seattle (10/31)... Recorded a season-high 324 passing yards along with two touchdowns at Jacksonville (12/12).

2009: Started all 16 games for the second consecutive season... Totaled career bests in passing yards (3,618), passing touchdowns (20) and quarterback rating (86.4)... Became one of four quarterbacks in Redskins history to throw for 3,000 yards in back-to-back seasons... His 327 completions set a franchise single-season record... Added 236 rushing yards, which ranked fourth among all NFL quarterbacks... Racked up 340 passing yards and two touchdowns at Detroit (9/27)... Totaled a career-high 367 passing yards and tied a career-best with three passing touchdowns against New Orleans (12/6)... Completed a career-long 84 yard pass to Malcolm Kelly during the season finale at San Diego (1/3/10).

2008: Started all 16 contests and completed 315 of 506 passes for 3,245 yards with 13 touchdowns and six interceptions... Established a Redskins record with a streak of 271 consecutive passes without an interception (spanning from 2007-08), which was the fifth-longest streak ever in the NFL at the time... Totaled a career-high 258 rushing yards, which ranked fifth among all NFL quarterbacks... Threw for more than 300 yards twice (321 against New Orleans 9/14 and 328 at Detroit 10/26).

2007: Started all 13 games in which he appeared... Completed 250 of 417 passes for 12 touchdowns and 11 interceptions... Added 185 rushing yards, including first career rushing touchdown on a 6-yard scamper at Green Bay (10/14)... Registered a career-long 29 yard rush at the New York Jets (11/4)... Set a career-high with three passing touchdowns against Philadelphia (11/11)... Recorded first career 300-yard passing performance after totaling 348 at Dallas (11/18), where he also set career high in passing attempts (54) and completions (33).

2006: Started the Redskins final seven games... Completed 110 of 207 passes for 1,297 yards with 10 touchdowns and six interceptions... Connected with Chris Cooley on 3-yard completion for first NFL touchdown pass at Tampa Bay (11/19).

2005: Served as the third quarterback for all 16 contests.

Started 40 games at Auburn University (2001-04)... Named the SEC Player of the Year by the Associated Press and SEC Offensive Player of the Year by the coaches after leading the Tigers to a 13-0 record in 2004... As a senior, was named MVP of the 2004 SEC Championship game and the 2005 Sugar Bowl and finished seventh in the Heisman voting... Set a then-school record with 2,700 passing yards and a tied a then-school record with 20 touchdown passes... Ranks second in Auburn history in career passing yards (7,299), completions (552) and touchdowns (45) and helped lead Auburn to three SEC Western Division titles and one SEC Championship... Named the quarterback on Auburn's All-Decade team for the 2000s... Graduated with a degree in public administration.

PERSONAL/OFF THE FIELD

Native of Laurel, Miss., and attended Taylorsville High School... Named the 1999 Gatorade Player of the Year in Mississippi... Also played basketball where he was an all-state performer... Hosted multiple Leukemia/Lymphoma Golf events for charity during his time with the Redskins... Also hosts an annual football camp in Mississippi and frequently speaks at high schools to help kids focus on life experiences both on and off the field.

CAREER 300-YARD PASSING GAMES (10):

- 367 vs. New Orleans 12/6/09 (30-42-367-3-1)
- 348 at Dallas 11/18/07 (33-54-348-2-1)
- 344 vs. New England 10/2/11 (25-39-344-1-2)
- 340 at Detroit 9/27/09 (27-41-340-2-1)
- 328 at Detroit 10/26/08 (23-28-328-328-1-0)
- 324 at Jacksonville 12/12/10 (21-30-324-2-0)
- 323 at Buffalo 9/18/11 (23-33-323-2-1)
- 321 vs. New Orleans 9/14/08 (24-36-321-1-0)
- 310 vs. Seattle 10/31/10 (15-27-310-2-0)
- 301 at Tampa Bay 11/25/07 (30-49-301-1-2)

CAMPBELL'S SINGLE-GAME CAREER HIGHS

- PASSING ATTEMPTS: 54 at Dallas 11/18/07
- COMPLETIONS: 33 at Dallas 11/18/07
- PASSING YARDS: 367 vs. New Orleans 12/6/09
- PASSING TDs: 3 vs. Philadelphia 11/11/07, vs. New Orleans 12/6/09
- LONG PASS: 84 at San Diego 1/3/10
- QB RATING: 127.9 at Denver 10/24/10
- INTERCEPTIONS: 3 vs. Tampa Bay 10/4/09
- RUSH ATTEMPTS: 7, four times, most recent at San Diego 12/5/10
- RUSH YARDS: 41 vs. Denver 12/19/10
- RUSH TDs: 1, six times, most recent at Buffalo 9/18/11
- LONG RUSH: 29 at N.Y. Jets 11/4/07

CAMPBELL'S CAREER PASSING STATISTICS

Year	Team	GP	GS	*(W-L)			Pct.	Yds	Yds/Att.	TD	Int	Lg	Sk	Yds.		QB Rating
				Record	Att	Cmp								Lost		
2005	Washington	0	0	0-0	0	0	0.0%	0	0.0	0	0	0	0	0		0.0
2006	Washington	7	7	2-5	207	110	53.1%	1,297	6.3	10	6	66†	7	55		76.5
2007	Washington	13	13	6-7	417	250	60.0%	2,700	6.5	12	11	54	21	110		77.6
2008	Washington	16	16	8-8	506	315	62.3%	3,245	6.4	13	6	67†	38	266		84.3
2009	Washington	16	16	4-12	507	327	64.5%	3,618	7.1	20	15	84	43	285		86.4
2010	Oakland	13	12	7-5	329	194	59.0%	2,387	7.3	13	8	73†	33	208		84.5
2011	Oakland	6	6	4-2	165	100	60.6%	1,170	7.1	6	4	58	5	19		84.2
2012	Chicago	6	1	0-1	51	32	62.7%	265	5.2	2	2	45	6	49		72.8
NFL	Totals	77	71	31-40	2,182	1,328	60.9%	14,682	6.7	76	52	84	153	992		82.5

*as a starter

CAMPBELL'S CAREER OFFENSIVE STATISTICS

Year	Team	GP	GS	Rushing			Lg	TD	Receiving			Lg	TD
				Att	Yds	Avg			Rec	Yds	Avg		
2005	Washington	0	0	0	0	0.0	0	0	0	0	0.0	0	0
2006	Washington	7	7	24	107	4.5	15	0	0	0	0.0	0	0
2007	Washington	13	13	36	185	5.1	29	1	0	0	0.0	0	0
2008	Washington	16	16	47	258	5.5	23	1	0	0	0.0	0	0
2009	Washington	16	16	46	236	5.1	21	1	0	0	0.0	0	0
2010	Oakland	13	12	47	222	4.7	24	1	0	0	0.0	0	0
2011	Oakland	6	6	18	60	3.3	17	2	0	0	0.0	0	0
2012	Chicago	6	1	7	28	4.0	13	0	0	0	0.0	0	0
NFL	Totals	77	71	225	1,096	4.9	29	6	0	0	0.0	0	0

TANK CARDER



59

LINEBACKER

HEIGHT: 6-2 WEIGHT: 235

COLLEGE: TCU

BIRTHDATE: January 18, 1989

HOW ACQUIRED: W. (Buf.) - '12

YEAR WITH BROWNS: 2nd YEAR IN NFL: 2nd

CAREER TRANSACTIONS

Originally drafted by Buffalo in the fifth round (147th overall) of the 2012 NFL Draft... Waived by Buffalo on August 31, 2012... Claimed by Cleveland via waivers on September 1, 2012.

SEASONAL REVIEWS

2012: Appeared in 15 games with one start... Inactive for one contest... Recorded one tackle and a pass breakup on defense... Registered five special teams tackles ... Key part of a kickoff coverage unit that ranked second in the NFL, having allowed a 19.8-yard kickoff return average on 43 returns.

COLLEGE

Four-year letterman at TCU (2008-11)... Started 39 of his 50 career games and totaled 228 tackles, nine sacks, four interceptions, two fumble recoveries and one forced fumble... Two-time Mountain West Conference Defensive Player of the Year (2010, 2011) and was named the 2011 Rose Bowl MVP... Majored in general studies.

PERSONAL/OFF THE FIELD

Native of Sweeny, Texas, where he attended Sweeny High School... Played quarterback, fullback, linebacker, tailback, punter and kicker in high school... Participated in the Browns Adopt-A-Family program through The Littlest Heroes, an organization that works with kids diagnosed with cancer and their families.

CARDER'S CAREER DEFENSIVE STATISTICS

Year	Team	GP	GS	Tackles				Yds	Interceptions				Fumbles				Sp. T
				Tot	Solo	Asst	Sk		No.	Yds	Lg	TD	PD	FF	FR	Yds	
2012	Cleveland	15	1	1	0	1	0.0	0.0	0	0	0	0	1	0	0	0	5

T.J. CONLEY



2

PUNTER

HEIGHT: 6-3 WEIGHT: 215

COLLEGE: Idaho

BIRTHDATE: August 29, 1985

HOW ACQUIRED: FA - '13

YEAR WITH BROWNS: 1st YEAR IN NFL: 2nd

CAREER TRANSACTIONS

Originally signed by the New York Jets as an undrafted free agent on May 1, 2009... Waived by the New York Jets on August 17, 2009... Signed by the New York Jets on January 6, 2010... Waived by the New York Jets on August 19, 2010... Signed by the New York Jets on January 6, 2011... Waived by the New York Jets on the September 4, 2011... Signed by Minnesota on January 9, 2013... Waived by Minnesota on April 29, 2013... Signed by Cleveland on May 13, 2013 after participating in the team's minicamp on a tryout basis.

SEASONAL REVIEWS

2012: Spent training camp with the New York Jets.

2011: Appeared in all 16 games with the Jets... Booted 92 punts for 3,926 yards (42.7 average)... Landed 32 punts inside the 20-yard line... Net average of 38.8 yards per punt was the highest of any punter in Jets history since the stat was first kept in 1976.

2010: Spent training camp with the Jets.

2009: Spent training camp with the Jets.

COLLEGE

A four-year letterman at the University of Idaho (2005-08)...Set school record with 9,242 career punting yards...Conley led the NCAA in punting (47.4 average) as a senior...Earned All-Western Athletic Conference and All-America honors as a senior...Graduated with a degree in civil engineering.

PERSONAL/OFF THE FIELD

Native of Walla Walla, Washington, where he attended DeSales Catho-

lic High School... Also played basketball and baseball... Earned all-state honors in baseball and football all four years and helped his team capture the state title four consecutive seasons in baseball.

CONLEY'S SINGLE-GAME CAREER HIGHS

PUNTS: 9 vs. N.Y. Giants 12/24/11

MOST PUNT YARDAGE: 379 vs. N.Y. Giants 12/24/11

LONG PUNT: 63 vs. Miami 10/17/11

GROSS AVERAGE: 48.4 vs. New England 11/13/11 (5-242)

NET AVERAGE: 42.9 vs. Kansas City 12/11/11 (7-300)

INSIDE 20: 4 vs. N.Y. Giants 12/24/11

CONLEY'S CAREER DEFENSIVE STATISTICS

Year	Team	G	No	Yds	Avg	Opp Ret	Yds	Net	TB	In20	Lg	Blk
2011	N.Y. Jets	16	92	3,926	42.7	32	241	38.8	6	32	63	0

JOSH COOPER



88

WIDE RECEIVER

HEIGHT: 5-10 WEIGHT: 190

COLLEGE: Oklahoma State

BIRTHDATE: January 8, 1989

HOW ACQUIRED: FA - '12

YEAR WITH BROWNS: 2nd YEAR IN NFL: 2nd

CAREER TRANSACTIONS

Originally signed by Cleveland as an undrafted free agent on May 9, 2012... Waived by Cleveland on August 31, 2012... Signed by Cleveland to the practice squad on September 1, 2012... Signed by Cleveland to the active roster on October 12, 2012.

SEASONAL REVIEWS

2012: Played in six games as a reserve after spending the first five weeks on the team's practice squad... Caught eight passes for 106 yards... Made NFL debut in a reserve role against Cincinnati (10/14) and caught two passes for 39 yards... Caught four passes for 53 yards at Indianapolis (10/21), and all four catches went for a first down.

COLLEGE

Four-year letterman at Oklahoma State University (2008-11)... Tallied 161 career receptions, 1,696 receiving yards and 11 receiving touchdowns... As a senior, finished second on the team in receptions (71) and receiving yards (716), while adding three touchdown catches... Majored in business management.

PERSONAL/OFF THE FIELD

Attended Mustang (Okla.) High School where he played wide receiver, defensive back and handled place kicking duties... Also played soccer and basketball... Enjoys playing the drums and the guitar... Avid golfer.

COOPER'S SINGLE-GAME CAREER HIGHS

RECEPTIONS: 4 at Indianapolis 10/21/12

RECEIVING YARDS: 53 at Indianapolis 10/21/12

LONG RECEPTION: 28 vs. Cincinnati 10/14/12

COOPER'S CAREER OFFENSIVE STATISTICS

Year	Team	GP	GS	Receiving			Lg	TD	Rushing			Lg	TD
				Rec	Yds	Avg			Att	Yds	Avg		
2012	Cleveland	6	0	8	106	13.3	28	0	0	0	0.0	0	0

RARE ROOKIE TRIFECTA

In 2012, the Browns became just the second team in the Super Bowl era (since 1966) to have a rookie lead the team in passing (Brandon Weeden 3,385), rushing (Trent Richardson 950) and receiving (Josh Gordon 805) yards in the same season. Cleveland joined the 1968 Buffalo Bills as the only teams to accomplish that feat. Buffalo finished that season 1-12-1.

ONEIL COUSINS



75
OFFENSIVE LINE

HEIGHT: 6-4 WEIGHT: 315

COLLEGE: UTEP

BIRTHDATE: June 29, 1984

HOW ACQUIRED: W. (Bal.) - '11

YEAR WITH BROWNS: 3rd YEAR IN NFL: 6th

CAREER TRANSACTIONS

Originally drafted by Baltimore in the third round (99th overall) of the 2008 NFL Draft... Waived by Baltimore on August 27, 2011... Claimed by Cleveland via waivers on August 29, 2011... Re-signed by Cleveland as an unrestricted free agent on March 15, 2012.

SEASONAL REVIEWS

2012: Played in 14 games as a reserve... Inactive for two contests with an ankle injury... Utilized mostly in short yardage and goal-line situations.

2011: Appeared in four games with one start at right tackle... Inactive for nine games and dressed but did not play in three others... Started the season opener against Cincinnati (9/11).

2010: Saw action in all 16 games with one start... Also appeared in both of the Ravens postseason contests... Helped protect for Joe Flacco who

set career highs with 3,622 passing yards and 25 touchdowns.

2009: Started three of the four contests he appeared in... Also saw action both of Baltimore's playoff games... Started first career game and helped the Ravens set a franchise record with 548 yards of total offense against Detroit (12/13).

2008: Appeared in five games... Made NFL debut on special teams at Indianapolis (10/12)

COLLEGE

A four-year letterman at the University of Texas-El Paso (2004-07), who started 24 career games at both left and right tackle... During his collegiate career, UTEP set a school record with 5,074 yards of offense... Started all 12 games at right tackle as a senior... Majored in multidisciplinary studies.

PERSONAL/OFF THE FIELD

Native of Fullerton, Calif., where he attended Eastside Christian High School... As a senior, named first team All-Conference as a defensive lineman and named team defensive MVP... Also played basketball... Speaks Patois, a version of Jamaican dialogue... Enjoys bike riding... Likes to cook.

COUSINS' CAREER GAMES PLAYED

Year	Team	Regular Season		Postseason	
		GP	GS	GP	GS
2008	Baltimore	6	0	0	0
2009	Baltimore	4	3	2	0
2010	Baltimore	16	1	2	0
2011	Cleveland	4	1	0	0
2012	Cleveland	14	0	0	0
Career		44	5	4	0

HALL DAVIS



91
DEFENSIVE LINE

HEIGHT: 6-4 WEIGHT: 270

COLLEGE: Louisiana- Lafayette

BIRTHDATE: March 2, 1987

HOW ACQUIRED: FA - '12

YEAR WITH BROWNS: 2nd YEAR IN NFL: 3rd

CAREER TRANSACTIONS

Originally drafted by St. Louis in fifth round (149th overall) of 2010 NFL Draft... Traded by St. Louis to Washington for a conditional draft choice on August 30, 2010... Waived by Washington on August 31, 2010... Signed by Tennessee to the practice squad on September 6, 2010... Signed by Tennessee to active roster on December 17, 2010... Waived

by Tennessee on September 2, 2011... Signed by Oakland on January 6, 2012... Waived by Oakland on August 31, 2012... Signed by Cleveland to practice squad on October 31, 2012... Signed by Cleveland to the active roster on December 18, 2012.

SEASONAL REVIEWS

2012: Spent six weeks on the Browns' practice squad, before appearing in the final two contests as a reserve.

2011: Spent training camp with Tennessee.

2010: Spent 10 weeks on Titans' practice squad before being signed to the active roster... Made NFL Debut on December 19 vs. Houston.

COLLEGE

Four-year letterman at Louisiana-Lafayette (2006-09)... Started 12 games as a senior and recorded three sacks and an interception en route to All-Sun Belt Conference honorable mention status... Management major.

PERSONAL/OFF THE FIELD

Attended University High School in Baton Rouge, La... Finished senior season with 10 sacks and more than 100 tackles... Lists "Life" as favorite movie... Notes that if he wasn't playing professional football he would be running his families funeral home business.

H. DAVIS' CAREER DEFENSIVE STATISTICS

Year	Team	GP	GS	Tackles				Yds	Interceptions					Fumbles				Sp. T
				Tot	Solo	Asst	Sk		No.	Yds	Lg	TD	PD	FF	FR	Yds	Tackle	
2010	Tennessee	1	0	0	0	0	0.0	0.0	0	0	0	0	0	0	0	0	0	
2012	Cleveland	2	0	0	0	0	0.0	0.0	0	0	0	0	0	0	0	0	0	
NFL Totals		3	0	0	0	0	0.0	0.0	0	0	0	0	0	0	0	0	0	

KELLEN DAVIS



81

TIGHT END

HEIGHT: 6-7 **WEIGHT:** 265

COLLEGE: Michigan State

BIRTHDATE: October 11, 1985

HOW ACQUIRED: FA - '13

YEAR WITH BROWNS: 1st **YEAR IN NFL:** 6th

CAREER TRANSACTIONS

Originally drafted by Chicago in the fifth round (158th overall) of the 2008 NFL Draft... Waived by Chicago on March 13, 2013... Signed by Cleveland on March 22, 2013.

SEASONAL REVIEWS

2012: Played in all 16 games with 15 starts... Has not missed a game in his career, having appeared in all 80 regular season contests... Set career-highs in receptions (19) and receiving yards (229), while adding two touchdowns... Recorded a career-high 62 receiving yards at Dallas (10/1).

2011: Appeared in all 16 games with 15 starts... Totaled 18 receptions for 206 yards and a career-high five touchdowns... Touchdown total led the team and tied for sixth-most among all NFC tight ends... Hauled in a career-long 32 yard touchdown reception against Green Bay (9/25).

2010: Saw action in all 16 regular season games with one start... Lone reception during the regular season with a 19-yard touchdown against Minnesota (11/14)... Recorded a career-high seven special teams tackles... Caught two passes for 42 yards, including a 39-yard touchdown against Seattle in the divisional round of the playoffs (1/16/11).

2009: Appeared in all 16 games with two starts... Totaled nine receptions 75 yards and three touchdowns... Totaled a career-high five receptions with 38 yards and his first career touchdown, a 6-yard pass from Jay Cutler, against Pittsburgh (9/20).

2008: Appeared in all 16 games as a reserve... Recorded three special teams tackles.

COLLEGE

Started 22 of 43 career games at Michigan State University (2004-07)... Totaled 60 career receptions for 789 yards with nine touchdowns... Added six carries for 43 yards... Also saw time on defense where he totaled 14 tackles and two sacks... Majored in communications.

PERSONAL/OFF THE FIELD

Native of Adrian Mich., where he attended Adrian High School... Brother, Josh Freeman, was a defensive lineman at Michigan State... Volunteers his free time by working with the Ephraim Orphan Project, which is a self-sustaining orphanage that allows children to experience the love of Christ and learn life skills for a hope-filled future.

K. DAVIS' SINGLE-GAME CAREER HIGHS

RECEPTIONS: 5 vs. Pittsburgh 9/20/09

RECEIVING YARDS: 62 at Dallas 10/1/12

LONG RECEPTION: 32t vs. Green Bay 9/25/11

RECEIVING TD: 1, 11 times, most recent vs. Carolina 10/28/12

K. DAVIS' CAREER OFFENSIVE STATISTICS

Year	Team	GP	GS	Receiving				Lg	TD	Rushing				Lg	TD
				Rec	Yds	Avg				Att	Yds	Avg			
2008	Chicago	16	0	0	0	0.0		0	0	0	0	0.0		0	0
2009	Chicago	16	2	9	75	8.3		18	3	0	0	0.0		0	0
2010	Chicago	16	3	1	19	19.0		19t	1	0	0	0.0		0	0
2011	Chicago	16	15	18	206	11.4		32t	5	0	0	0.0		0	0
2012	Chicago	16	15	19	229	12.1		25	2	0	0	0.0		0	0
NFL Totals		80	35	47	529	11.3		32t	11	0	0	0.0		0	0

Additional special teams stats: Tackles: 3 in 2008 and 7 in 2010 for a total of 10

K. DAVIS' CAREER POSTSEASON OFFENSIVE STATISTICS

Year	Team	GP	GS	Receiving				Lg	TD	Rushing				Lg	TD
				Rec	Yds	Avg				Att	Yds	Avg			
2010	Chicago	2	0	2	42	21.0		39t	1	0	0	0.0		0	0

L.J. FORT



58

LINEBACKER

HEIGHT: 6-0 WEIGHT: 230

COLLEGE: Northern Iowa

BIRTHDATE: January 3, 1990

HOW ACQUIRED: FA - '12

YEAR WITH BROWNS: 2nd YEAR IN NFL: 2nd

CAREER TRANSACTIONS

Originally signed by Cleveland as an undrafted free agent on May 9, 2012.

SEASONAL REVIEWS

2012: Appeared in all 16 regular season games with one start... Recorded 13 tackles, one sack, an interception and three passes defended... One of six NFL rookie linebackers to record an interception in 2012... Added seven stops on special teams... Part of a kickoff coverage unit that ranked second in the NFL, having allowed a 19.8-yard average on 43 kickoff returns... Made NFL debut by starting at SLB vs. Philadelphia

(9/9), where he produced two tackles, one sack and picked off a Michael Vick pass in the third quarter that he returned 10 yards... Became the first NFL rookie to record a sack and an interception in his debut since Jacksonville linebacker Kevin Hardy did it on September 1, 1996 against Pittsburgh... Also became the first undrafted rookie to start at any position for the Browns on opening day in the Super Bowl era (since 1966)... Along with an interception by Craig Robertson, they are the only Browns linebackers to record an interception in their NFL debuts since 1970... Totaled a career-high nine tackles at N.Y. Giants (10/7).

COLLEGE

Appeared in 50 games at the University of Northern Iowa (2008-11) with 34 starts... Finished 2011 as the Division I FCS national leader in total tackles (184) and tackles per game (14.15)... Named the Missouri Valley Football Conference's Defensive Player of the Year and was selected as the FCS National Defensive Player of the Year by both College Sporting News and College Sports Madness... Finished fifth in school history with 356 career stops... Graduated with a degree in exercise science.

PERSONAL/OFF THE FIELD

Born Larry Fort Jr... Attended Waynesville (Mo.) High School where he helped the Tigers to the school's first state title... Named the Missouri Class 5A Player of the Year in 2007... Has a daughter, Haylee... Lists "Lecrae" as favorite recording artist... Lists "300" as favorite movie.

FORT'S SINGLE-GAME CAREER HIGHS

TACKLES: 9 at N.Y. Giants 10/7/12

SACKS: 1 vs. Philadelphia 9/9/12

INTERCEPTIONS: 1 vs. Philadelphia 9/9/12

FORT'S CAREER DEFENSIVE STATISTICS

Year	Team	Tackles							Interceptions					Fumbles			Sp. T
		GP	GS	Tot	Solo	Asst	Sk	Yds	No.	Yds	Lg	TD	PD	FF	FR	Yds	Tackle
2012	Cleveland	16	1	13	8	5	1.0	1.0	1	10	10	0	3	0	0	0	7

TASHAUN GIPSON



39

DEFENSIVE BACK

HEIGHT: 5-11 WEIGHT: 205

COLLEGE: Wyoming

BIRTHDATE: August 8, 1990

HOW ACQUIRED: FA - '12

YEAR WITH BROWNS: 2nd YEAR IN NFL: 2nd

CAREER TRANSACTIONS

Originally signed by Cleveland as an undrafted free agent on May 9, 2012.

SEASONAL REVIEWS

2012: Appeared in 10 regular season contests, including three starts... Registered 29 tackles, an interception and a pass breakup on defense...

Was one of 26 NFL rookies to record an interception in 2012... Also accounted for four stops on special teams... Was inactive for six games, five with a knee injury and one with a foot injury... Recorded first career interception after Sheldon Brown tipped a Brady Quinn pass vs. Kansas City (12/9).

COLLEGE

Four-year starter at the University of Wyoming (2008-11)... Started all 50 career games... Notched nine career interceptions, which ranked tied for fourth in school history... As a senior, recorded 95 tackles and three interceptions... Graduated with a degree in communications.

PERSONAL/OFF THE FIELD

Attended Kimball High School in Dallas, Texas... Also lettered in basketball and track... Played in the same defensive backfield as brother, Marcell, who graduated from Wyoming in 2010 and signed with the Minnesota Vikings as an undrafted free agent... His father played football at Arizona State... Has a son (TaShaun Gipson, Jr.)... Collects sneakers... Lists French fries as favorite food.

GIPSON'S SINGLE-GAME CAREER HIGHS

TACKLES: 8 at Oakland 12/2/2012

INTERCEPTIONS: 1 vs. Kansas City 12/9/12

GIPSON'S CAREER DEFENSIVE STATISTICS

Year	Team	Tackles						Interceptions					Fumbles					Sp. T
		GP	GS	Tot	Solo	Asst	Sk	Yds	No.	Yds	Lg	TD	PD	FF	FR	Yds	Tackle	
2012	Cleveland	10	3	29	23	6	0.0	0.0	1	23	23	0	1	0	0	0	4	

JOSH GORDON



13
WIDE RECEIVER

HEIGHT: 6-4 **WEIGHT:** 225

COLLEGE: Baylor

BIRTHDATE: April 13, 1991

HOW ACQUIRED: Sup. D2 - '12

YEAR WITH BROWNS: 2nd **YEAR IN NFL:** 2nd

CAREER TRANSACTIONS

Originally acquired by Cleveland with a second round selection in the 2012 NFL Supplemental Draft.

SEASONAL REVIEWS

2012: Appeared in all 16 regular season games with 13 starts... Tallied 50 receptions for a team-high 805 yards and five touchdowns... Named to the ESPN.com All-Rookie team... Caught a pass in all 16 games, joining wide receiver Kevin Johnson (1999), running back Eric Metcalf (1989) and wide receiver Webster Slaughter (1986) as the only rookies in Browns history to record a reception in all 16 games... Yardage total was third among all NFL rookies (Jacksonville's Justin Blackmon 865, Indianapolis' T.Y. Hilton 861)... Reception total tied for fourth among NFL rookies... Five receiving touchdowns led the team and tied for second among NFL rookies along with Justin Blackmon, trailing only Indianapolis' T.Y. Hilton (7)... Became the first Browns rookie to record five or more receiving touchdowns since Andre' Davis had six in 2002... Yardage total was the fourth-highest ever by a Browns rookie and was the most by any Brown since Braylon Edwards had 877 in 2008... Became the first Brown to have five or more receiving touchdowns in a season since 2007 (Braylon Edwards 16 and Kellen Winslow 5)... All five of his TD catches went for 20 yards or longer, and he averaged 46 yards on his five scoring receptions... Had two receptions for 82 yards at N.Y. Giants (10/7),

and both catches went to touchdowns, the first two of his career, which also tied a Browns rookie record for receiving touchdowns... Caught three passes for 99 yards vs. Cincinnati (10/14), including a 71-yard touchdown, the fourth-longest touchdown reception by a Browns rookie... Recorded two receptions for 51 yards at Indianapolis (10/21), including a 33-yard touchdown catch... Became the first Browns rookie with a touchdown reception in three straight games since Andre' Davis opened the 2002 season with at least one touchdown in the first three contests... Also became the first Browns rookie to have a touchdown catch of 30 yards or longer in three straight games and the first NFL rookie to do it since Randy Moss in 1998 (4 games)... Tallied six receptions for a career-high 116 yards at Oakland (12/2) and hauled in a 44-yard touchdown... Registered a career-high eight receptions against Kansas City (12/9).

COLLEGE

Attended the University of Utah in 2011 and sat out the season due to NCAA transfer rules... Two-year letterman at Baylor University (2009-10)... Appeared in 22 games with five starts... Totaled 43 career receptions for 721 yards and seven touchdowns... Led the Bears with seven receiving touchdowns and a 17.0 yards-per-catch average in 2010, while notching 42 receptions for 714 yards... Had a 94-yard touchdown reception from Robert Griffin III against Kansas, which was the longest reception in Baylor history and the fourth-longest in NCAA Division I-A in 2010... Appeared in nine games as a reserve and recorded one catch for seven yards as a true freshman in 2009... Majored in general studies.

PERSONAL/OFF THE FIELD

Native of Houston, Texas, where he attended Lamar High School... Also played basketball and ran track... Collects vinyl records and vintage sneakers.

CAREER 100-YARD RECEIVING REGULAR SEASON GAMES (1):
116 at Oakland 12/12 (6-116-1)

GORDON'S SINGLE-GAME CAREER HIGHS

RECEPTIONS: 8 vs. Kansas City 12/9/12
RECEIVING YARDS: 116 at Oakland 12/12
LONG RECEPTION: 71t vs. Cincinnati 10/14/12
TD RECEPTIONS: 2 at N.Y. Giants 10/7/12

GORDON'S CAREER OFFENSIVE STATISTICS

Year	Team	GP	GS	Receiving				Lg	TD	Rushing				Lg	TD
				Rec	Yds	Avg				Att	Yds	Avg			
2012	Cleveland	16	13	50	805	16.1		71t	5	0	0	0.0		0	0

JIM BROWN AMONG NFL ALL-TIME LEADERS IN 100-YARD GAMES

Despite the fact that he only played for nine seasons and in 118 regular season games, Jim Brown accounted for an incredible 58 100-yard rushing games in his career. This translates into nearly one such game for every two in which he played. Brown's total of 58 ranks as the sixth-highest figure in NFL annals, trailing only Emmitt Smith (78 in 226 career games), Walter Payton (77 in 190 career games), Barry Sanders (76 in 153 career games), Eric Dickerson (64 in 146 career games) and Jerome Bettis (61 in 192 career games).

SHAYNE GRAHAM



4
KICKER

HEIGHT: 6-0 WEIGHT: 210

COLLEGE: Virginia Tech

BIRTHDATE: December 9, 1977

HOW ACQUIRED: FA - '13

YEAR WITH BROWNS: 1st YEAR IN NFL: 14th

CAREER TRANSACTIONS

Originally signed by New Orleans as an undrafted free agent on June 30, 2000... Waived by New Orleans on August 22, 2000... Signed by Seattle on April 27, 2001... Waived by Seattle on September 2, 2001... Signed by Buffalo on November 27, 2001... Waived by Buffalo on May 23, 2002... Signed by Seattle on May 15, 2002... Waived by Seattle on August 13, 2002... Signed by Carolina on September 27, 2002... Waived by Carolina on September 1, 2003... Claimed by Cincinnati via waivers on September 2, 2003... Signed by Baltimore as an unrestricted free agent on June 3, 2010... Waived by Baltimore on September 4, 2010... Signed by New York Giants on October 16, 2010... Waived by New York Giants on November 10, 2010... Signed by New England on November 10, 2010... Signed by Washington as an unrestricted free agent on August 1, 2011... Waived by Washington on August 14, 2011... Signed by Dallas on August 23, 2011... Waived by Dallas on September 3, 2011... Signed by Miami on November 19, 2011... Waived by Miami on November 30, 2011... Signed by Baltimore on December 21, 2011... Waived by Baltimore on January 3, 2012... Signed by Houston on May 5, 2012... Signed by Cleveland as an unrestricted free agent on April 15, 2013.

CAREER HIGHLIGHTS

Ranks fifth in NFL history in field goal accuracy with 85.4% (245 of 287)... Owns Cincinnati franchise records for points in a season (131 in 2005), field goals in a season (31 in 2007) and field goals in a game (7 in 2007)... Owns Houston's franchise record for points in a season (138 in 2012).

SEASONAL REVIEWS

2012: Appeared in all 16 games with Houston... Set a Texans' franchise record with a career-high 138 points, which ranked fifth in the league... Connected on 31 of 38 (81.6%) field goal attempts... 31 made field goals tied a career best... Set a career-high with 28 touchbacks on kickoffs... Became the 45th kicker in NFL history to score 1,000 career points after connecting on a 33-yard field goal against Tennessee (9/30)... Tied a Houston single-game record after converting on five field goals against Indianapolis (12/16).

2011: Appeared in two games with Miami and one game with Baltimore... Converted on four of five field goal attempts with the Dolphins and both attempts with the Ravens.

2010: Appeared in one game with the New York Giants and eight with New England... Connected on all 12 field goal attempts... Made two field goal attempts and one PAT against the Jets during the Divisional Round of the playoffs (1/16/11).

2009: Led the Bengals with 98 points... Made 23 of 28 field goals and 28 of 29 extra points... Tied a career-long with a 53 yard field goal against Cleveland (11/29).

2008: Totaled 78 points in 14 games... Missed two contests with a groin injury... Connected on 21 of 24 field goal tries and all 15 PATs.

2007: Recorded a career-high and Bengals franchise record by recording a 91.2% mark on field goals (31 of 34)... Tied a career-high with 31 field goals... Totaled 130 points... Set a team record with 21 consecutive field goals made... Converted on all seven field goal attempts at Baltimore (11/11)... The seven made field goals made tied for the second-most in a single-game in NFL history.

2006: Scored more than 100 points for the fourth consecutive season with 115... Tied for fifth in the NFL with 13 touchbacks on kickoffs... Recorded a career-high 11 special teams tackles.

2005: Selected to the Pro Bowl... Finished third in the NFL with 131 points, which set a Bengals' single-season record... Connected on 28 of 32 field goal attempts and all 47 extra point attempts, which marked a career-best.

2004: Totaled 122 points after converting 27 of 31 field goals and all 41 PATs... Tied a career-long with a 53 yard field goal against Denver (10/25).

2003: Converted 22 of 25 field goal attempts and all 40 extra point tries in his first season with the Bengals... Scored 106 points, marking the first time eclipsing the 100-point mark in a single-season.

2002: Played in the final 11 games of the season with the Panthers... Made 13 of 18 field goals and all 21 PATs.

2001: Converted on six of eight field goals and all seven extra points during seven games with the Bills.

2000: Attended the Browns rookie minicamp on a tryout basis... Spent training camp with the Saints.

COLLEGE

Four-year letterman at Virginia Tech (1996-99)... Became the second player in conference history to be named to the Big East first team four consecutive seasons... Finished collegiate career as conference's career scoring leader with 371 points... Named the Big East Special Teams Player of the Year after leading the conference and setting the Hokies' single-season scoring record with 107 points in 1999.

PERSONAL/OFF THE FIELD

Native of Radford, Virginia who attended Pulaski High School in Dublin, Virginia... Also played soccer... Lists playing golf and flying planes as a hobby... Lists "The Goonies" as his favorite movie... Established The Shayne Graham Foundation in 2008, which provides resources to underserved children and other charitable initiatives... His foundation can be found at www.shaynegraham.com... Also has a passion for charities involving the military.

GRAHAM'S SINGLE-GAME CAREER HIGHS

SCORING:

MOST POINTS SCORED: 21 at Baltimore 11/11/07 (7-F, 7-G)

FIELD GOALS:

NUMBER ATTEMPTED: 7 at Baltimore 11/11/07

NUMBER MADE: 7 at Baltimore 11/11/07

LONGEST MADE: 53 twice, most recently: vs. Cleveland, 11/29/09

PATS:

NUMBER ATTEMPTED: 7 vs. Cleveland 11/28/04

NUMBER MADE: 7 vs. Cleveland 11/28/04

CONSECUTIVE PATS MADE: 186 (vs. Carolina 12/9/01 to 11/26/06 at Cleveland)

GRAHAM'S CAREER STATISTICS												
Year	Team	GP	FG	FGA	Pct	Lg	Blk	XP	XPA	Pct	Blk	Points
2001	Buffalo	6	6	8	75.0%	41	0	7	7	100.0%	0	25
2002	Carolina	11	13	18	72.2%	50	1	21	21	100.0%	0	60
2003	Cincinnati	16	22	25	88.0%	48	0	40	40	100.0%	0	106
2004	Cincinnati	16	27	31	87.1%	53	0	41	41	100.0%	0	122
2005	Cincinnati	16	28	32	87.5%	49	0	47	47	100.0%	0	131
2006	Cincinnati	16	25	30	83.3%	51	0	40	42	95.2%	1	115
2007	Cincinnati	16	31	34	91.2%	48	0	37	37	100.0%	0	130
2008	Cincinnati	14	21	24	87.5%	45	0	15	15	100.0%	0	78
2009	Cincinnati	16	23	28	82.1%	53	2	28	29	96.6%	1	97
2010	NYG/N.E.	9	12	12	100.0%	41	0	39	41	95.1%	0	75
2011	Mia./Bal.	3	6	7	85.7%	48	0	8	8	100.0%	0	26
2012	Houston	16	31	38	81.6%	51	0	45	45	100.0%	0	138
NFL	Totals	155	245	287	85.4%	56	3	368	373	98.7%	2	1,103

GRAHAM'S CAREER FIELD GOALS											
Year	Team	10-19	Pct	20-29	Pct	30-39	Pct	40-49	Pct	50+	Pct
2001	Buffalo	0/0	0.0%	4/4	100.0%	0/0	0.0%	2/4	50.0%	0/0	0.0%
2002	Carolina	1/1	100.0%	2/4	50.0%	2/3	66.7%	6/8	75.0%	2/2	100.0%
2003	Cincinnati	0/0	0.0%	5/5	100.0%	10/10	100.0%	7/8	87.5%	0/2	0.0%
2004	Cincinnati	0/0	0.0%	7/7	100.0%	10/12	83.3%	7/8	87.5%	3/4	75.0%
2005	Cincinnati	0/0	0.0%	11/11	100.0%	10/11	90.9%	7/9	77.8%	0/1	0.0%
2006	Cincinnati	0/0	0.0%	9/9	100.0%	8/9	88.9%	6/8	75.0%	2/4	50.0%
2007	Cincinnati	1/1	100.0%	11/12	91.7%	13/13	100.0%	6/7	85.7%	0/1	0.0%
2008	Cincinnati	1/1	100.0%	5/5	100.0%	6/7	85.7%	9/11	81.8%	0/0	0.0%
2009	Cincinnati	0/0	0.0%	10/11	90.9%	8/10	80.0%	3/3	100.0%	2/4	50.0%
2010	NYG/N.E.	1/1	100.0%	5/5	100.0%	5/5	100.0%	1/1	100.0%	0/0	0.0%
2011	Mia./Bal.	0/0	0.0%	4/4	100.0%	0/0	0.0%	2/3	66.7%	0/0	0.0%
2012	Houston	1/1	100.0%	8/8	100.0%	11/11	100.0%	7/9	77.8%	4/9	44.4%
NFL	Totals	5/5	100.0%	81/85	95.3%	83/91	91.2%	63/79	79.7%	13/27	48.1%

GRAHAM'S CAREER POSTSEASON STATISTICS												
Year	Team	GP	FG	FGA	Pct	Lg	Blk	XP	XPA	Pct	Blk	Points
2005	Cincinnati	1	1	1	100.0%	23	0	2	2	100.0%	0	5
2009	Cincinnati	1	0	2	0.0%	0	0	2	2	100.0%	0	2
2010	New England	1	2	2	100.0%	35	0	1	1	100.0%	0	7
2012	Houston	2	6	6	100.0%	55	0	3	3	100.0%	0	21
NFL	Totals	5	9	11	81.8%	55	0	8	8	100.0%	0	35

LITTLE LEADS AGAIN

Wide receiver Greg Little finished the 2012 season with a team-leading 53 receptions, while adding 647 yards and four scores. He is the first player to lead the Browns in receptions in back-to-back seasons since tight end Kellen Winslow (2006-07) and first wide receiver since Dennis Northcutt (2003-04). After totaling just 14 receptions through the team's first six games last season, Little pulled in 39 passes over the final 10 contests. As a rookie in 2011, he lead the team with 61 receptions.

JOHN GRECO



77

OFFENSIVE LINE

HEIGHT: 6-4 WEIGHT: 315

COLLEGE: Toledo

BIRTHDATE: March 24, 1985

HOW ACQUIRED: Tr. (St. L.) - '11

YEAR WITH BROWNS: 3rd YEAR IN NFL: 6th

CAREER TRANSACTIONS

Originally drafted by St. Louis in the third round (65th overall) of the 2008 NFL Draft... Traded to Cleveland for an undisclosed 2012 draft choice on August 1, 2011.

SEASONAL REVIEWS

2012: Appeared in 14 games including 10 starts at left guard... Part of a line that helped pave the way for Trent Richardson who rushed for 950 yards, 11 touchdowns and 1,317 total yards from scrimmage – all of which were Browns rookie records.

2011: Appeared in 15 games in a reserve role... Inactive for one contest... Used primarily on special teams and short yardage situations... Saw most extensive action of the season at Oakland (10/16) as he took over at right guard for an injured Shawn Lauvao (knee) in the second quarter and played the remainder of the contest.

2010: Saw action in six games at right guard... In Weeks 5-7, helped blocking efforts as Steven Jackson topped the 100-yard rushing mark in three consecutive contests.

2009: Appeared in a career-high nine games with three starts... Part of an offensive line that helped Steven Jackson amass 1,738 yards from scrimmage, the second most in the NFC.

2008: Saw action in nine games with one start... Made NFL debut on special teams against the New York Giants (9/14)... Earned first NFL start at Atlanta (12/28).

COLLEGE

Four-year letterman at the University of Toledo (2004-07)... Three-time All-Mid-American Conference selection, earning the honor in each of this final three seasons... Started 49 consecutive games, including his final 36 at left tackle... As a senior, helped the Rockets lead the MAC in rushing (208.5 yards per game) and total offense (447.8 yards per game)... Majored in marketing.

PERSONAL/OFF THE FIELD

Native of Youngstown, Ohio, where he attended Boardman High School... Earned first team All-Conference and second team All-Region honors as a senior... Also lettered in basketball... Enjoys golfing... Founded the "Greco's Gladiators" season ticket program which provides tickets, apparel and food for the Heart Reach Ministry.

GRECO'S CAREER GAMES PLAYED

Year	Team	Regular Season		Postseason	
		GP	GS	GP	GS
2008	St. Louis	9	1	0	0
2009	St. Louis	11	3	0	0
2010	St. Louis	6	0	0	0
2011	Cleveland	15	0	0	0
2012	Cleveland	14	10	0	0
Career		55	14	0	0

DAN GRONKOWSKI



87

TIGHT END

HEIGHT: 6-5 WEIGHT: 255

COLLEGE: Maryland

BIRTHDATE: January 21, 1985

HOW ACQUIRED: FA - '11

YEAR WITH BROWNS: 2nd YEAR IN NFL: 3rd

CAREER TRANSACTIONS

Originally drafted by Detroit in the seventh round (255th overall) of the 2009 NFL Draft... Waived by Detroit on September 6, 2009... Signed by Detroit to the practice squad on September 6, 2009... Signed by Detroit to the active roster on December 1, 2009... Waived by Detroit

on December 17, 2009... Signed by Detroit to the practice squad on December 19, 2009... Traded along with a draft pick to Denver in exchange for defensive back Alphonso Smith on September 4, 2010... Waived by Denver on September 3, 2011... Signed by New England on September 7, 2011... Waived by New England on September 23, 2011... Signed by New England on October 11, 2011... Waived by New England on November 8, 2011... Signed by Cleveland on December 20, 2011... Waived by Cleveland on August 31, 2012... Signed by Cleveland on January 3, 2013.

SEASONAL REVIEWS

2012: Spent training camp with the Browns.

2011: Appeared in five games with one start during two stints with the Patriots... Appeared in the final two games of the season with the Browns.

2010: Played in 12 games with four starts with the Broncos... Recorded eight receptions for 65 yards... Notched career-highs with three receptions for 30 yards at San Francisco (10/31).

2009: Spent the first 12 weeks of the season on the Lions' practice squad before appearing in two games... Hauled in one pass for four yards... Spent the final two weeks of the season on the Lion's practice squad.

COLLEGE

Four-year letterman at the University of Maryland (2005-08)... Recorded 40 career receptions for 401 yards and four touchdowns... An All-Atlantic Coast Conference honorable mention as a senior after notching 29 receptions for 287 yards with three touchdowns.

PERSONAL/OFF THE FIELD

Native of Williamsville, N.Y., where he attended Williamsville High School... Played quarterback his final two seasons and set school records as a senior for completions (122), passing yards (1,407) and passing touchdowns (17)... Earned letters in football (4), baseball (3), basketball (3) and hockey (1)... Brother, Rob, is a tight end for the New England Patriots... Brother, Chris, is a fullback for the San Diego Chargers... The

three became the first trio of brothers to play in the NFL at the same time since the Baldingers (Brian, Gary and Rich) in 1992... Brother, Glenn, is a tight end at Kansas State... Brother, Gord, played professional baseball for six seasons... His father, Gordon, was an offensive lineman at Syracuse University... Married (Brittany)... Appeared as a weight lifter in the movie "Pain & Gain", which debuted in 2013 and starred Mark Wahlberg and Dwayne "The Rock" Johnson... Along with brothers Rob and Chris, operates the Gronk Nation Youth Foundation, which hosts events and creative concepts that generate funds for the benefit of youth charities.

GRONKOWSKI'S SINGLE-GAME CAREER HIGHS

RECEPTIONS: 3 at San Francisco 10/31/10

RECEIVING YARDS: 30 at San Francisco 10/31/10

LONG RECEPTION: 13 vs. St. Louis 11/28/10

GRONKOWSKI'S CAREER OFFENSIVE STATISTICS

Year	Team	GP	GS	Receiving			Lg	TD	Rushing			Lg	TD
				Rec	Yds	Avg			Att	Yds	Avg		
2009	Detroit	2	0	1	4	4.0	4	0	0	0	0.0	0	0
2010	Denver	12	4	8	65	8.1	13	0	0	0	0.0	0	0
2011	N.E./Cle.	6	1	0	0	0.0	0	0	0	0	0.0	0	0
NFL Totals		20	5	9	69	7.7	13	0	0	0	0.0	0	0

QUENTIN GROVES



54

LINEBACKER

HEIGHT: 6-3 WEIGHT: 265

COLLEGE: Auburn

BIRTHDATE: July 5, 1984

HOW ACQUIRED: UFA (Arz.) - '13

YEAR WITH BROWNS: 1st YEAR IN NFL: 6th

CAREER TRANSACTIONS

Originally drafted by Jacksonville in the second round (52nd overall) of the 2008 NFL Draft... Traded to the Oakland Raiders for a 2010 fifth round draft choice on April 21, 2010... Signed by the Arizona Cardinals as an unrestricted free agent on May 24, 2012... Signed by the Cleveland Browns as an unrestricted free agent on March 13, 2013.

SEASONAL REVIEWS

2012: Saw action in all 16 contests with seven starts, setting career-highs in tackles (41) and sacks (4)... Helped the Cardinals led the NFL in passer rating allowed (71.2) and interception percentage (4.4%) as well as ranking second in the interceptions (22) and third-down efficiency (32.9%), third in red zone defense (44.4%) and fourth in takeaways (33)... Added seven special teams tackles on the season and recorded first career blocked punt at New England (9/16)... Notched a career-high seven tackles at Seattle (12/9), while adding a sack.

2011: Appeared in all 16 games with three starts... Recorded 19 tackles and one forced fumble... Added five special teams tackles.

2010: Started a career-high 12 of the 15 games he saw action in... Totaled 39 tackles, two fumble recoveries and one interception... Totaled

three tackles and intercepted a Derek Anderson pass at Arizona (9/26).

2009: Appeared in all 16 games with seven starts... Notched 27 tackles, one interception and one forced fumble... Added a career-best 11 special teams tackles... Snared a Mark Sanchez pass at N.Y. Jets (11/15) and returned it 37 for his first career interception.

2008: Saw action in all 16 contests as a reserve... Totaled 15 tackles, 2.5 sacks and one forced fumble... In second career game, recorded a strip-sack on Trent Edwards against Buffalo (9/14) for first career sack.

COLLEGE

A four-year letterman as a linebacker at Auburn University (2004-07)... Saw action in 49 games, totaling 117 tackles, 26 sacks and eight forced fumbles... Sacks total tied a school record... As a senior, recorded 38 tackles, three sacks and two forced fumbles... Was one of 10 finalists for the Awards and Recognition Association (ARA) Sportsmanship Award, which is given annually to one NCAA Division I football player who best personifies the spirit of sportsmanship... As a junior, earned first-team All-Southeastern Conference honors after registering 35 tackles, 9.5 sacks and three forced fumbles... Graduated with a degree in criminology.

PERSONAL/OFF THE FIELD

Native of Greenville, Miss., where he attended Greenville-Westin High School... Also lettered in basketball and was a member of the track and field team, competing in the discus and long jump... Competed on the powerlifting team as well... Wife, Treska, was a member of Auburn's track and field team... Has a son, Que'Mani, and a daughter, Que'Jah... Lists "Bob Marley" as his favorite recording artist... Lists "Martin" as his favorite television show.

GROVES' SINGLE-GAME CAREER HIGHS

TACKLES: 7 at Seattle 12/9/12

SACKS: 1, six times, most recent at Seattle 12/9/12

INTERCEPTIONS: 1 at Arizona 9/26/10, at N.Y. Jets 11/15/09

LONG INT RETURN: 37 at N.Y. Jets 11/15/09

RECOVERED FUMBLE: 1 at Pittsburgh 11/21/10, at Arizona 9/26/10

FORCED FUMBLE: 1, four times, most recent vs. St. Louis 11/25/12

GROVES' CAREER DEFENSIVE STATISTICS

Year	Team	Tackles							Interceptions					Fumbles					Sp. T Tackle
		GP	GS	Tot	Solo	Asst	Sk	Yds	No.	Yds	Lg	TD	PD	FF	FR	Yds			
2008	Jacksonville	16	0	10	8	2	2.5	25.5	0	0	0	0	1	1	0	0	4		
2009	Jacksonville	16	7	27	22	5	0.0	0.0	1	37	37	0	1	1	0	0	11		
2010	Oakland	15	12	39	28	11	0.0	0.0	1	-4	-4	0	2	0	2	0	1		
2011	Oakland	16	3	19	15	4	0.0	0.0	0	0	0	0	2	1	0	0	5		
2012	Arizona	16	7	41	34	7	4.0	19.0	0	0	0	0	0	1	0	0	7		
NFL Totals		79	29	136	107	29	6.5	44.5	2	33	37	0	6	4	2	0	28		

Additional special teams stats: 1 fumble recovery in 2010, 1 blocked punt in 2012.

JOE HADEN



23

DEFENSIVE BACK

HEIGHT: 5-11 WEIGHT: 190

COLLEGE: Florida

BIRTHDATE: April 14, 1989

HOW ACQUIRED: D1 - '10

YEAR WITH BROWNS: 4th YEAR IN NFL: 4th

CAREER TRANSACTIONS

Originally drafted by Cleveland in the first round (7th overall) of the 2010 NFL Draft.

SEASONAL REVIEWS

2012: Started all 11 games in which he played at left cornerback... Registered 51 tackles, 10 passes defended, three interceptions and one forced fumble... Interception total tied for first on the team... Was suspended for games 2-5 by the NFL for violating the league's policy on performance enhancing substances... Also was inactive for one game with an oblique injury... His 47 passes defended since the start of the 2010 season are tied for the third highest figure in the NFL, trailing only Green Bay's Tramon Williams (58) and Kansas City's Brandon Carr (51), and tied with Kansas City's Brandon Flowers... Intercepted a Michael Vick pass and returned it 50 yards to set up a field goal during the season opener against Philadelphia (9/9)... Intercepted an Andy Dalton pass vs. Cincinnati (10/14) and returned it 14 yards to the Bengals' 25 to set up a field goal... Recorded an interception against Pittsburgh (11/25), which was one of eight total turnovers forced by the Browns on the day.

2011: Started 15 games at left cornerback and was inactive for one contest with a knee injury... Helped the Browns finish second in the NFL in pass defense, Cleveland's highest finish in that category since 1962... Led team with 19 passes defended, a figure that ranked sixth in the NFL and fourth in the AFC... Also posted 65 tackles, one sack, a fumble recovery and a forced fumble... Named to USA Today's All-Joe Team for unheralded prime performers in 2011... Tallied three tackles, a sack and a career-high five pass defenses against Cincinnati (9/11).

2010: Played in all 16 games with seven starts... Collected 57 tackles, six interceptions for 101 yards, a team-best 18 pass breakups, a sack and a forced fumble on defense... On special teams, added eight tackles and four kickoff returns for a 24.0-yard average... Key member of a punt coverage unit that allowed an average of 7.1 yards per return, a figure

that was fifth-best in the NFL, while they also downed 29 punts inside the 20... Named to the Sporting News All-Rookie team, the PFV/PFWA All-Rookie defense team and the USA Today's All-Joe Team for unheralded prime performers in 2010... One of five finalists for the Pepsi Rookie of the Year award... Interception total led the team, tied for fifth in the NFL and was the second-highest figure among NFL rookies (New England's Devin McCourty, 7)... Had an interception in four straight games (9-12), the first Brown to do so since Ernie Kellerman in 1968... His six interceptions were the most by a Browns rookie since Anthony Henry had 10 in 2001... His interception total tied with Ken Gorgal and Bert Rechicar for the fourth-highest figure by a Browns rookie... Named the NFL Defensive Rookie of the Month for November after registering 15 tackles, seven passes defended and three interceptions... Recorded first career interception and returned it 62 yards to Pittsburgh (10/17) to help set up a 39-yard field goal by Phil Dawson... In 13-10 win at Miami (12/5), posted five tackles, an interception and a season-high four passes defended as the Browns held the Dolphins to 167 net passing yards... That game also marked the fourth straight in which he had an interception... Posted a season-best seven tackles at Cincinnati (12/19)... Registered five tackles and an interception against Baltimore (12/26), when he also came up with the first sack of his career as well as a forced fumble.

COLLEGE

Started all 40 career games at the University of Florida (2007-09)... Recorded 218 tackles, 3.5 sacks, eight interceptions for 166 yards, 34 pass breakups, three forced fumbles and two fumble recoveries... Also blocked a field goal... In his final season, was a unanimous first-team All-American, first-team All-Southeastern Conference selection and a finalist for the Jim Thorpe Award, presented annually to the top defensive back in college football... Tied for third on the team with 68 tackles, while adding three sacks, two forced fumbles, four interceptions and five special teams tackles in 2009... Helped the Gators own the fourth-best pass defense in the nation (152.8 yards/game) in 2009... Earned second team All-SEC honors in 2008, after ranking second on the team with a career-high 87 tackles, one half sack, one forced fumble, one fumble recovery, one blocked kick and three interceptions... Returned an interception 88-yards to tie for the fourth-longest interception return in team history... After two position changes (from quarterback to wide receiver to defensive back) prior to playing in his first collegiate contest, he became the first true freshman in Florida history to start at cornerback in his first career game... Earned Freshman All-America first-team and SEC All-Freshman team honors after recording 63 tackles, one fumble recovery and one interception... Sociology major.

PERSONAL/OFF THE FIELD

Born Joseph Walter Haden III... Native of Fort Washington, Md., where he attended Friendly High School... A four-year starter at quarterback who set a Maryland public school record with 7,371 career passing yards, while tying the career mark for touchdown passes with 80... Passed for 2,783 yards with 38 touchdowns, while rushing for 899 yards and 13 touchdowns as a senior as he led his team to the Class 3A state football title with a 14-0 record... Also started for his school's basketball team that won a state title... Graduated early and enrolled in college in January of 2007... Is the

oldest of five brothers whose names all begin with the letter J (Josh, Jordan, Jacob and Jonathon)... Was the first college football player in his family as two of his younger brothers (Josh and Jordan) played collegiately at the University of Toledo... Married (Sarah)... Active in the Cleveland community and founded the "Haden Nation" season ticket program which provided tickets, apparel and food for the Children's Hunger Alliance and Fatima Family Center... Also active on the Cleveland sports scene, attending numerous Cavs and Indians games dressed in full uniform of each respective team... Interacts with fans through his Twitter account where he has provided meals for entire restaurants, sponsored youth leagues and attended the Independence High School prom in 2012.

HADEN'S SINGLE-GAME CAREER HIGHS

TACKLES: 8 at Pittsburgh 12/8/11; vs. San Diego 10/28/12
INTERCEPTIONS: 1, nine times, most recently vs. Pittsburgh 11/25/12
INT RETURN YARDS: 62 at Pittsburgh 10/17/10
PASS BREAKUPS: 5 vs. Cincinnati 9/11/11
SACKS: 1 vs. Baltimore 12/26/10; vs. Cincinnati 9/11/11
RECOVERED FUMBLES: 1 vs. Pittsburgh 1/1/12
FORCED FUMBLES: 1, three times, most recent vs. Pittsburgh 11/25/12

HADEN'S CAREER DEFENSIVE STATISTICS

Year	Team	GP	GS	Tackles				Sk	Yds	Interceptions				TD	Fumbles				Sp. T
				Tot	Solo	Asst				No.	Yds	Lg			FF	FR	Yds	Tackle	
2010	Cleveland	16	7	57	50	7	1.0	5.0	5.0	6	101	62	0	18	1	0	0	8	
2011	Cleveland	15	15	65	54	11	1.0	0.0	0.0	0	0	0	0	19	1	1	0	0	
2012	Cleveland	11	11	51	40	11	0.0	0.0	0.0	3	64	50	0	10	1	0	0	0	
NFL TOTALS		42	33	173	144	29	2.0	5.0	9	165	62	0	47	3	1	0	8		

Additional Stats: 4 kickoff returns for 96 yards, long of 32 in 2010

MONTARIO HARDESTY



20
RUNNING BACK

HEIGHT: 6-0 **WEIGHT:** 215

COLLEGE: Tennessee

BIRTHDATE: February 1, 1987

HOW ACQUIRED: D2b - '10

YEAR WITH BROWNS: 4th **YEAR IN NFL:** 4th

CAREER TRANSACTIONS

Originally drafted by Cleveland in the second round (59th overall) of the 2010 NFL Draft with a pick acquired from Philadelphia for a third-round and two fifth-round selections in 2010.

SEASONAL REVIEWS

2012: Played in 12 regular season games with one start... Rushed for 271 yards and a touchdown on 65 carries and caught two passes for 16 yards... Scored first career touchdown a 1-yard run in the fourth quarter to put the Browns ahead, 20-14 against Cincinnati (10/14)... Recorded a career-long run of 25 yards against Kansas City (12/9).

2011: Played in 10 games with four starts... Rushed for 266 yards on 88 attempts... Also caught 14 passes for 122 yards... Was inactive for three games and dressed but did not play in three others... In first NFL start, rushed for 67 yards on 14 carries with a long of 19 and had three receptions for 19 yards vs. Miami (9/25)... Set career highs in receptions (5) and receiving yards (49) against Tennessee (10/2)... Rushed for a career-best 95 yards on a career-high 33 attempts against Seattle (10/23).

2010: Sustained a knee injury in preseason finale vs. Chicago (9/2)... Was placed on injured reserve on September 3 and missed the entire season.

COLLEGE

Started 19 of 49 games at the University of Tennessee (2005-09)... Gained 2,391 rushing yards with 26 touchdowns on 556 attempts, while adding 405 receiving yards and one score on 38 catches... Ranked eighth in Tennessee's career record book with 2,391 rushing yards... Finished fourth in the Southeastern Conference and 23rd nationally in rushing, averaging 103.46 yards per game in 2009... Became the first Tennessee running back since 2001 to average more than 100-yards per contest (Travis Stephens)... Registered 13 rushing touchdowns and racked up 1,345 rushing yards in his final campaign, the fourth-best season total in school history, en route to All-SEC second-team honors... Registered 1,647 all-purpose yards as a fifth-year senior, which ranked third in school annals... Majored in sports management.

PERSONAL/OFF THE FIELD

Attended New Bern (N.C.) High School... Earned all-area, all-conference and all-state honors... Rushed for 2,002 yards with 19 touchdowns as a senior after gaining 1,987 rushing yards with 19 scores during junior campaign... Named the 2004 Shrine Bowl Offensive MVP after rushing for 55 yards and one touchdown, while adding five kickoff returns for 136 yards... Was also a track and field standout in high school, becoming a state finalist in the 100M in 2003... Active in the Cleveland community volunteering for several "Shop with a Pro" events... Founded the "MoHard's Crew" season ticket program which provided tickets, apparel and food for The Littlest Heroes organization... Enjoys biking and spending time with his family... Lists "Money Talks" as his favorite movie.

HARDESTY'S SINGLE-GAME CAREER HIGHS

RUSHING ATTEMPTS: 33 vs. Seattle 10/23/11
RUSHING YARDS: 95 vs. Seattle 10/23/11
RUSHING TDs: 1 vs. Cincinnati 10/14/12
LONG RUSH: 25 vs. Kansas City 12/9/12
RECEPTIONS: 5 vs. Tennessee 10/2/11
RECEIVING YARDS: 49 vs. Tennessee 10/2/11
LONG RECEPTION: 27 vs. Tennessee, 10/2/11
COMBINED YARDS: 122 (95 rushing, 27 receiving) vs. Seattle 10/23/11

HARDESTY'S CAREER OFFENSIVE STATISTICS

Year	Team	Rushing							Receiving				
		GP	GS	Att	Yds	Avg	Lg	TD	Rec	Yds	Avg.	Lg	TD
2010	Cleveland	INJURED RESERVE											
2011	Cleveland	10	4	88	266	3.0	19	0	14	122	8.7	27	0
2012	Cleveland	13	1	65	271	4.2	25	1	2	16	8.0	9	0
NFL	Totals	23	5	153	537	3.5	25	1	16	138	8.6	27	0

BRIAN HOYER



6

QUARTERBACK

HEIGHT: 6-2 **WEIGHT:** 215

COLLEGE: Michigan State

BIRTHDATE: October 13, 1985

HOW ACQUIRED: FA - '13

YEAR WITH BROWNS: 1st YEAR IN NFL: 5th

CAREER TRANSACTIONS

Originally signed by New England as an undrafted free agent on April 30, 2009... Waived by New England on August 31, 2012... Signed by Pittsburgh on November 20, 2012... Waived by Pittsburgh on December 9, 2012... Claimed by Arizona via waivers on December 10, 2012... Waived by Arizona on May 13, 2013... Signed by Cleveland on May 17, 2013.

SEASONAL REVIEWS

2012: Appeared in the final two regular season games with Arizona... Completed 30 of 53 passes for 330 yards with one touchdown and two interceptions in those two contests... Made first NFL start at San Francisco during season finale (12/30) and completed a career-long 53 yard pass to wide receiver Michael Floyd... Dressed but did not play in two contests while with Pittsburgh.

2011: Active for all 16 games and saw action in three contests... Completed his lone passing attempt of the season to Rob Gronkowski for 22 yards, which gave Gronkowski the NFL single-season receiving yardage record by a tight end... Dressed but did not play in Super Bowl XLVI against the New York Giants (2/5/12).

2010: Saw action in five games and was active but did not play in 11 contests... Completed 7 of 15 passes for 122 yards with one touchdown and one interception... First career touchdown pass was a 42-yard completion to wide receiver Brandon Tate against Miami (1/2/12).

2009: Appeared in five regular season games... Completed 19 of 27 passes for 142 yards... Added 25 rushing yards on 10 attempts with one touchdown... Completed his first NFL pass to wide receiver Julian Edelman for 16 yards against Tennessee (10/18)... Also scored his first touchdown on a one-yard run in that contest.

COLLEGE

Four-year letterman at Michigan State University (2005-08)... Appeared in 39 games with 27 starts for the Spartans... Completed 500 of 896 career passes for 6,159 yards with 35 touchdowns... His 6,159 passing yards and 500 career completions both currently rank fourth in school history, while his 35 touchdown passes are seventh... Majored in community relations.

PERSONAL/OFF THE FIELD

Native of North Olmsted, Ohio who attended St. Ignatius High School in Cleveland... Also played baseball and helped St. Ignatius to the state finals after compiling an 8-1 record as a pitcher with a 1.99 ERA... Married (Lauren) with a son (Garrett)... Active in multiple community outreach initiatives, including Thanksgiving giveaways and Children's Christmas Toy Drives.

HOYER'S SINGLE-GAME CAREER HIGHS

PASSING ATTEMPTS: 34 at San Francisco 12/30/12
COMPLETIONS: 19 at San Francisco 12/30/12
PASSING YARDS: 225 at San Francisco 12/30/12
PASSING TDs: 1, twice, most recent at San Francisco 12/30/12
LONG PASS: 53 at San Francisco 12/30/12
QB RATING: 111.7 vs. Miami 1/2
INTERCEPTIONS: 1, three times, most recent at San Francisco 12/30/12
RUSH ATTEMPTS: 6 vs. Tennessee 10/18/09
RUSH YARDS: 17 at Tampa Bay 10/25/09
RUSH TDs: 1 vs. Tennessee 10/18/09
LONG RUSH: 20 vs. Tampa Bay 10/15/09

HOYER'S CAREER PASSING STATISTICS

*(W-L)															Yds.	QB
Year	Team	GP	GS	Record	Att	Cmp	Pct.	Yds	Yds/Att.	TD	Int	Lg	Sk	Lost	Rating	
2009	New England	5	0	0-0	27	19	70.4%	142	5.3	0	0	17	2	18	82.6	
2010	New England	5	0	0-0	15	7	46.7%	122	8.1	1	1	42t	0	0	69.3	
2011	New England	3	0	0-0	1	1	100.0%	22	22.0	0	0	22	0	0	118.8	
2012	Arizona	2	1	0-1	53	30	56.6%	330	6.2	1	2	53	4	30	65.8	
NFL	Totals	15	1	0-1	96	57	59.4%	616	6.4	2	3	53	6	48	72.2	

*as a starter

HOYER'S CAREER OFFENSIVE STATISTICS

Year	Team	GP	GS	Rushing					Lg	TD	Receiving				
				Att	Yds	Avg					Rec	Yds	Avg	Lg	TD
2009	New England	5	0	10	25	2.5	20	1	0	0	0	0	0.0	0	0
2010	New England	5	0	10	-8	-0.8	1	0	0	0	0	0	0.0	0	0
2011	New England	3	0	4	-3	-0.8	0	0	0	0	0	0	0.0	0	0
2012	Arizona	2	1	1	6	6.0	6	0	0	0	0	0	0.0	0	0
NFL	Totals	15	1	25	20	0.8	20	1	0	0	0	0	0.0	0	0

JOHN HUGHES



93
DEFENSIVE LINE

HEIGHT: 6-2 **WEIGHT:** 320

COLLEGE: Cincinnati

BIRTHDATE: April 27, 1988

HOW ACQUIRED: D3 - '12

YEAR WITH BROWNS: 2nd **YEAR IN NFL:** 2nd

CAREER TRANSACTIONS

Originally drafted by Cleveland in the third round (87th overall) of the 2012 NFL Draft with a pick acquired from Denver along with the Broncos' fourth round choice (120th overall) for the Browns' third round choice (67th overall).

SEASONAL REVIEWS

2012: Played in all 16 games with two starts... Registered 34 tackles

HUGHES' CAREER DEFENSIVE STATISTICS

Year	Team	GP	GS	Tackles				Yds	Interceptions					Fumbles				Sp. T
				Tot	Solo	Asst	Sk		No.	Yds	Lg	TD	PD	FF	FR	Yds	Tackle	
2012	Cleveland	16	2	34	18	16	3.0	17.0	0	0	0	0	1	0	0	0	0	0

BRANDON JACKSON



27
RUNNING BACK

HEIGHT: 5-10 **WEIGHT:** 216

COLLEGE: Nebraska

BIRTHDATE: October 10, 1985

HOW ACQUIRED: UFA (G.B.) - '11

YEAR WITH BROWNS: 3rd **YEAR IN NFL:** 7th

and three sacks... Sack total tied for 10th among all NFL rookie linemen and was third among rookie interior linemen... Recorded first career sack after dropping Andy Dalton for a 3-yard loss at Cincinnati (9/16)... Also registered sacks at Dallas (11/18) and vs. Kansas City (12/9).

COLLEGE

Started 26 of his 50 career games at the University of Cincinnati (2008-11)... Totaled 141 career tackles, nine sacks, one forced fumble and one fumble recovery... As a senior, notched 51 tackles, five sacks and a blocked kick... Majored in criminal justice.

PERSONAL/OFF THE FIELD

Native of Gahanna, Ohio who attended Lincoln High School... Named to the All-Ohio team following his senior season... Also finished eighth in the state competing in the shot put... Oldest of five brothers... Worked at a correctional facility while in high school and often volunteers his spare time at correctional facilities... Owns more than 350 movies in his collection... Established the Hughes Nation Foundation to enrich the lives of special needs children.

HUGHES' SINGLE-GAME CAREER HIGHS

TACKLES: 6 at Cincinnati 9/16/12

SACKS: 1, three times, most recently vs. Kansas City 12/9/12

CAREER TRANSACTIONS

Originally drafted by Green Bay in the second round (63rd overall) of the 2007 NFL Draft... Signed by Cleveland as an unrestricted free agent on July 30, 2011.

SEASONAL REVIEWS

2012: Appeared in two regular season contests, inactive for 13 games and dressed but did not play in one other... Rushed for 54 yards on eight carries and caught two passes for 20 yards... Saw extended playing time at Pittsburgh (12/30) in a reserve role with Trent Richardson out with an ankle injury... Led team with 54 yards rushing on eight attempts, including a long run of 25.

2011: Sustained a toe injury during the second preseason game vs. Detroit (8/19)... The injury did not require surgery, but he was placed on injured reserve on September 3.

2010: Opened 13 contests and set career highs in nearly every category, including rushing attempts (190), rushing yards (703), rushing touchdowns (3), receptions (43) and receiving yards (342)... Rushed for a career-high 115 yards at Washington (10/10), including a career-long 71 yard run... Became the first Green Bay running back to post 700 rushing yards and 300 receiving yards in a single-season since Ahman Green in 2006... Recorded at least one reception in all 16 regular season contests... Totaled 28 rushing yards and five receptions for 64 yards with one touchdown during the Packers' postseason run to the Super Bowl title.

2009: Saw action in 12 games and rushed for 111 yards and two touchdowns on 37 carries... Added 187 receiving yards and a score on 21 catches... Inactive for first four games due to a sprained ankle suffered during a preseason contest... Matched a career-high with six catches for a career-best 65 yards, against San Francisco (11/22)... Posted a career-high two rushing touchdowns and scored a third touchdown on a 13-yard reception against Seattle (12/27), making him the first Packer since Samkon Gado (at Atlanta, Nov. 13, 2005) to score three times in a regular-season game.

2008: Played in 13 games as a reserve and finished second on the team with 248 rushing yards... Led all Green Bay running backs and was fifth on the team with 30 receptions for 185 yards... Led the team with 61 rushing yards, including a 19-yard score late in the fourth quarter to put the Packers up 34-25 at Detroit (9/14)... Registered a career-high six receptions, totaling 37 yards, against Indianapolis (10/19).

2007: Saw action in 11 regular season games and two playoff contests... Started the first three games to open his career, then was inactive for the next four (shin)... Recorded his first 100-yard rushing performance after totaling 113 yards against Detroit (12/30) and was named Diet Pepsi NFL Rookie of the Week.

COLLEGE

A three-year letterman at the University of Nebraska (2004-06)... Played

in 33 games with 11 starts and rushed 291 times for 1,431 yards and 14 touchdowns... Also caught 34 passes for 318 yards and two scores while also returning 32 kickoffs for 579 yards, totaling 2,328 all-purpose yards... As a junior, amassed 1,459 all-purpose yards and ranked third in the conference with an average of 104.2 per game... Also posted 989 rushing yards with eight touchdowns and 33 passes for 313 yards and two touchdowns... Majored in sociology.

PERSONAL/OFF THE FIELD

Born Brandon Lamar Jackson in Detroit, Mich... Attended Horn Lake (Miss.) High School where he was chosen as the Class 5A Offensive Player of the Year by the Mississippi Coaches Association two straight years... Also lettered in basketball, track and powerlifting... Received the "Nice Guy" Award at the annual Doug Jirschele Sports Banquet in Clintonville, Wis., in 2010... Married (Brandy) with a son (Brandon) and two daughters (Braylyn and Brayelle)... Enjoys visiting museums.

CAREER 100-YARD RUSHING REGULAR SEASON GAMES (2):

115 at Washington 10/10/10 (10-115-0)
113 vs. Detroit 12/30/07 (20-113-0)

B. JACKSON'S SINGLE-GAME CAREER HIGHS

RUSHING ATTEMPTS: 22 at New England 12/19/10
RUSHING YARDS: 115 at Washington 10/10/10
LONG RUSH: 71 at Washington 10/10/10
RUSHING TD: 2 vs. Seattle 12/27/09
RECEPTIONS: 6, two times, most recent vs. San Francisco 11/22/09
RECEIVING YARDS: 65 vs. San Francisco 11/22/09
LONG RECEPTION: 37 vs. San Francisco 12/5/10
RECEIVING TD: 1, two times, most recent vs. Dallas 11/7/10
COMBINED YARDS: 140 (115 rushing, 25 receiving) at Washington 10/10/10

B. JACKSON'S CAREER OFFENSIVE STATISTICS

Year	Team	GP	GS	Rushing					TD	Receiving				
				Att	Yds	Avg	Lg			Rec	Yds	Avg.	Lg	TD
2007	Green Bay	11	3	75	267	3.6	46	1	16	130	8.1	16	0	
2008	Green Bay	13	0	45	248	5.5	32	1	30	185	6.2	18	0	
2009	Green Bay	12	0	37	111	3.0	9	2	21	187	8.9	17	1	
2010	Green Bay	16	13	190	703	3.7	71	3	43	342	8.0	37	1	
2011	Cleveland	INJURED RESERVE												
2012	Cleveland	2	0	8	54	6.8	25	0	2	20	10.0	14	0	
NFL	Totals	54	16	355	1383	3.9	71	7	112	864	7.7	37	2	

Additional Special Teams Stats: 2 kickoff returns for 36 yards (18.0 avg.) with a long of 23 in 2009.

B. JACKSON'S CAREER POSTSEASON OFFENSIVE STATISTICS

Year	Team	GP	GS	Rushing					TD	Receiving				
				Att	Yds	Avg	Lg			Rec	Yds	Avg.	Lg	TD
2007	Green Bay	2	0	8	34	4.3	18	0	2	14	7.0	13	1	
2009	Green Bay	1	0	2	6	3.0	4	0	1	-1	-1.0	-1	0	
2010	Green Bay	4	0	6	28	4.6	13	0	5	64	12.8	16t	1	
NFL	Totals	7	0	16	68	4.3	18	0	8	77	7.7	16t	2	

D'QWELL JACKSON



52

LINEBACKER

HEIGHT: 6-0 WEIGHT: 240

COLLEGE: Maryland

BIRTHDATE: September 26, 1983

HOW ACQUIRED: D2 - '06

YEAR WITH BROWNS: 8th YEAR IN NFL: 8th

CAREER TRANSACTIONS

Originally drafted by Cleveland in the second round (34th overall) of the 2006 NFL Draft.

SEASONAL REVIEWS

2012: Started all 16 regular season games at middle linebacker... Registered a team-high 119 tackles and added 3.5 sacks, two interceptions, seven passes defended, two fumble recoveries and two forced fumbles... It marked the fifth time in his career he reached the 100-tackle plateau and the second in-a-row... Was one of only 13 NFL players in 2012 with two sacks and two interceptions... Became the first Brown to have an interception in the first two games of a season since Anthony Henry in 2004 and the first Browns linebacker to have an interception in the first two games of a season since the merger in 1970... Along with Joe Thomas and Phil Dawson, served as one of three season-long captains... Voted as a first alternate at middle linebacker for the AFC Pro Bowl squad... Picked off a Michael Vick pass in the fourth quarter against Philadelphia (9/9), and returned it 27 yards for his first career touchdown... Tallied a career-high three sacks at Cincinnati (9/16)... Became the first Brown to have three sacks in a game since Kenard Lang had three against Baltimore on September 12, 2004 and the first Browns linebacker to have three or more sacks in a game since Andre Davis had four at Kansas City on November 9, 2003... Led the team with nine tackles and added a fumble recovery and a forced fumble against Pittsburgh (11/25), which were two of eight turnovers forced by the Browns defense on the day... Named AFC Defensive Player of the Week for his performance.

2011: Started all 16 games at middle linebacker after missing the previous 26 contests due to injury... Led team with 158 tackles, a career-high 3.5 sacks, an interception, a forced fumble and three fumble recoveries... Tackle total was second in the NFL, trailing only Washington's London Fletcher (166)... Three fumble recoveries led the team and tied for the most defensive recoveries in the AFC, along with Baltimore's Haloti Ngata, New England's Rob Ninkovich and Indianapolis' Robert Mathis... The figure also tied for second in the NFL, trailing only Minnesota's Jared Allen (4)... Cited as the NFL Comeback Player of the Year by Peter King of Sports Illustrated... Voted by the local media as the Browns 2011 Player of the Year... Named AFC Defensive Player of the Month for September after registering 30 tackles, 2.5 sacks, a fumble recovery, a forced fumble and a pass defended in three games as the Browns allowed just five touchdowns and went 2-1 in the month... Named to USA Today's All-Joe Team for unparalleled prime performers in 2011... Led the Browns in tackles 13 times and accounted for double digit tackle totals on eight occasions... Led the team with 10 tackles at San Francisco (10/30), including three tackles on the Browns' goal-line stand in the second quarter which ended with a stop on fourth-and-goal from the one... Totaled eight

tackles and an interception which he returned for a career-long 24 yards at Houston (11/6)... Notched a season-best 13 tackles, one sack and a fumble recovery at Pittsburgh (12/8).

2010: Inactive for the first two games with a pectoral injury sustained during training camp before being placed on injured reserve on September 25... Also missed all four preseason games with the injury.

2009: Voted a co-captain on defense... Started each of the first six games at inside linebacker... Sustained a pectoral injury at Pittsburgh (10/18) and was placed on injured reserve two days later... At the time of his injury had registered 57 tackles, a figure that led the team... Came up with a season-high 14 tackles in addition to a pass defended and the first forced fumble of his career, against Cincinnati (10/4)... Led the squad in tackles in four of the six contests in which he appeared.

2008: Led the team with 188 tackles... Finished first or second on the team in tackles in every game... Notched an interception off a Joe Flacco pass at Baltimore (9/21)... Shared a sack with Shaun Rogers on a six-yard sack of Jason Campbell at Washington (10/19)... Shared a sack with Antonio Thomas on a three-yard sack of David Garrard at Jacksonville (10/26)... Recorded a six-yard sack of Flacco vs. Baltimore (11/2)... Registered a career-high 20 tackles, and a career-best two interceptions and two pass breakups at Tennessee (12/7)... Both interceptions came off Kerry Collins, as Jackson became the first Browns linebacker to have two interceptions in a game since Eddie Johnson had a pair on October 14, 1984 against the New York Jets.

2007: Led the team with 111 tackles... Had a season-high 12 tackles at N.Y. Jets (12/9)... Left game at St. Louis (10/28) in the second quarter (ankle) and was inactive for the next two contests... Recorded his first career interception, off Matt Schaub, vs. Houston (11/25)... Part of a defensive effort that gave the Browns their first shutout since 2005 (11/20/05 vs. Miami, 22-0 win) and held the Bills to 232 net yards of offense in an 8-0 win vs. Buffalo (12/16)... Lone career fumble recovery came at Cincinnati (12/23)... First sack of his career came in finale vs. San Francisco (12/30) when he dropped Chris Weinke for a seven-yard loss.

2006: Ranked second on the club with 115 tackles and also contributed on special teams with 11 stops... Made his NFL debut and started at weak-side linebacker with 10 tackles vs. New Orleans (9/10)... Was credited with double-digit tackle totals on five occasions, including a season-high 12 twice; vs. Miami (10/14) and at New York Jets (12/9)... Sustained a toe injury at Pittsburgh (12/7), and was forced to miss the final three regular season games... Placed on injured reserve on December 15.

COLLEGE

In 48 games at the University of Maryland (2002-05), started 34 contests and became the seventh player in school history to record more than 400 career tackles... His 447 tackles ranked fourth on the all-time record list... Finished his career with 10.5 sacks for 62 yards, four forced fumbles, one fumble recovery, six interceptions, eight pass breakups and one blocked kick... In 2005, became only the second Maryland player to earn Atlantic Coast Conference Defensive Player of the Year honors, joining E.J. Henderson, who earned the award in 2001 and 2002... Became one of three players in school annals to lead the team in tackles three consecutive seasons... Majored in criminology and criminal justice.

PERSONAL/OFF THE FIELD

Born in Largo, Fla. and attended Seminole (Fla.) High School... Lettered three times in football, competing as a fullback, linebacker, quarterback and punter... Played in the prestigious Florida-Georgia All-Star game... Seminole High went 23-4 in his last two years and made the regional finals

both seasons... The 2000 team was undefeated in the regular season and finished 12-1... Embarked on a weeklong visit to U.S. troops at military bases throughout Southwest Asia as part of the NFL-USO program during the 2013 offseason... Active in the Cleveland community and founded the "Real Hope, Real Dreams" season ticket program which provided tickets, apparel and food for the East Cleveland Neighborhood organization... Voted by his teammates as the Browns recipient of the 2011 Ed Block Courage Award... Voted by the local media as the Browns 2012 Dino Lucarelli Good Guy Award winner.

D. JACKSON'S SINGLE-GAME CAREER HIGHS

TACKLES: 20 at Tennessee 12/7/08
PBU: 2 four times, most recent at Pittsburgh 12/30/12
SACKS: 3 at Cincinnati 9/16/12
INTERCEPTIONS: 2 at Tennessee 12/7/08
INT RETURN YARDS: 27 vs. Philadelphia 9/9/12
LONG INT RETURN: 27t vs. Philadelphia 9/9/12
RECOVERED FUMBLE: 1 six times, last vs. Pittsburgh 11/25/12
FORCED FUMBLE: 1 four times, last vs. Pittsburgh 11/25/12
DEFENSIVE SCORE: 1 vs. Philadelphia 9/9/12 (27-yard INT return for TD)

D. JACKSON'S CAREER DEFENSIVE STATISTICS

Year	Team	GP	GS	Tackles				Yds	Interceptions				TD	PD	Fumbles				Sp. T
				Tot	Solo	Asst	Sk		No.	Yds	Lq	TD			FF	FR	Yds	Tackle	
2006	Cleveland	13	13	112	58	54	0.0	0.0	0	0	0	0	1	0	0	0	0	11	
2007	Cleveland	14	13	111	78	33	1.0	7.0	1	1	1	0	3	0	1	0	0	1	
2008	Cleveland	16	16	188	112	76	2.0	10.5	3	29	16	0	5	0	0	0	0	0	
2009	Cleveland	6	6	57	44	13	0.0	0.0	0	0	0	0	2	1	0	0	0	0	
2010	Cleveland	0	0	0	0	0	0.0	0.0	0	0	0	0	0	0	0	0	0	0	
2011	Cleveland	16	16	158	116	42	3.5	25.0	1	24	24	0	3	1	3	0	0	0	
2012	Cleveland	16	16	119	64	55	3.5	4.5	2	31	27t	1	7	2	2	0	0	0	
NFL Totals		81	80	745	472	273	10	47	7	85	27t	1	21	4	6	0	12		

JAMES-MICHAEL JOHNSON



50

LINEBACKER

HEIGHT: 6-1 **WEIGHT:** 240

COLLEGE: Nevada

BIRTHDATE: August 20, 1989

HOW ACQUIRED: D4b - '12

YEAR WITH BROWNS: 2nd **YEAR IN NFL:** 2nd

CAREER TRANSACTIONS

Originally drafted by Cleveland in the fourth round (120th overall) of the 2012 NFL Draft with a pick acquired from Denver along with the Broncos' third round choice (87th overall) for the Browns' third round choice (67th overall).

SEASONAL REVIEWS

2012: Played in 10 games with eight starts... Posted 32 tackles on defense and added three stops on special teams... Inactive for each of the first four regular season games with an oblique injury... Made NFL debut at New York Giants (10/7)... Placed on injured reserve with a knee injury on December 18.

COLLEGE

Four-year starter at the University of Nevada (2008-11)... Started 50 of the 54 games in which he saw action... Totaled 299 career tackles, 8.5 sacks, seven forced fumbles, three interceptions and two fumble recoveries... Finished career ranked third in school history in forced fumbles and sixth in tackles... As a senior, started all 13 contests, while totaling 101 tackles, 2.5 sacks, two forced fumbles, one fumble recovery and one interception... Redshirted in 2007, while appearing in one game... Majored in psychology.

PERSONAL/OFF THE FIELD

Native of Fairfield, Calif., where he attended Rodriguez High School... Set the Mustangs' school record for career sacks... Also played basketball and baseball... Lists "Anchor Man" as his favorite movie... Enjoys listening to old school R&B music... Volunteered at the Cleveland Foodbank and made visits to Cleveland hospitals.

JOHNSON'S SINGLE-GAME CAREER HIGHS

TACKLES: 9 vs. San Diego 10/28/12

JOHNSON'S CAREER DEFENSIVE STATISTICS

Year	Team	GP	GS	Tackles				Yds	Interceptions				TD	PD	Fumbles				Sp. T
				Tot	Solo	Asst	Sk		No.	Yds	Lq	TD			FF	FR	Yds	Tackle	
2012	Cleveland	10	8	32	17	15	0.0	0.0	0	0	0	0	0	0	0	0	0	3	

ISHMAA'ILY KITCHEN



67
DEFENSIVE LINE

HEIGHT: 6-3 WEIGHT: 330

COLLEGE: Kent State

BIRTHDATE: August 24, 1988

HOW ACQUIRED: W. (Bal.) - '12

YEAR WITH BROWNS: 2nd YEAR IN NFL: 2nd

CAREER TRANSACTIONS

Originally signed by Baltimore as an undrafted free agent on May 10,

2012... Waived by Baltimore on August 31, 2012... Claimed by Cleveland via waivers on September 1, 2012.

SEASONAL REVIEWS

2012: Played in 15 regular season games in a reserve role... Inactive one game with a calf injury... Amassed 18 tackles... Spent training camp with Baltimore as an undrafted free agent... Recorded one tackle during NFL debut against Philadelphia (9/9).

COLLEGE

Four-year letterman at Kent State University (2008-11)... Appeared in 45 career games and recorded 65 tackles, 3.5 sacks and one fumble recovery... Majored in general studies.

PERSONAL/OFF THE FIELD

Native of Youngstown, Ohio, where he attended Cardinal Mooney High School... Helped the Cardinals to a 48-4 record during his four seasons there, including capturing the state title his sophomore and senior seasons... Lists "The Lion King" as his favorite movie... Lists "Lil' Wayne as his favorite recording artist.

KITCHEN'S CAREER DEFENSIVE STATISTICS

Year	Team	GP	GS	Tackles				Sk	Interceptions				PD	Fumbles				Sp. T Tackle
				Tot	Solo	Asst			Yds	No.	Yds	Lg	TD	FF	FR	Yds		
2012	Cleveland	15	0	18	7	11		0.0	0.0	0	0	0	0	0	0	0	0	0

PAUL KRUGER



99
LINEBACKER

HEIGHT: 6-4 WEIGHT: 270

COLLEGE: Utah

BIRTHDATE: November 16, 1983

HOW ACQUIRED: UFA (Bal.) - '13

YEAR WITH BROWNS: 1st YEAR IN NFL: 5th

CAREER TRANSACTIONS

Originally drafted by Baltimore in the second round (57th overall) of the 2009 NFL Draft... Signed by Cleveland as an unrestricted free agent on March 12, 2013.

SEASONAL REVIEWS

2012: Set career highs in tackles (42), sacks (9), passes defended (6) and forced fumbles (1)... Also notched 11 tackles for loss, one interception and one fumble recovery on the year... Sack total led the team... Tied a Ravens franchise record with at least one sack in five consecutive games (totaling 6.5 sacks from games 9 - 13)... His 7.5 sacks during the final eight weeks of the season tied for fifth in the NFL over this stretch... Tied a career-high with two sacks, while also recording an interception at Oakland (11/11)... Led the club with 4.5 sacks in postseason play to

go along with 14 stops, one forced fumble, one fumble recovery and one pass defended... Recorded 2.5 sacks, three tackles and one forced fumble during the AFC Wild Card Game against Indianapolis (1/6)... Registered three tackles, including a game-high two sacks, during the Ravens' Super Bowl XLVII victory over San Francisco (2/3/13)... His two sacks tied for the third-most in a single-game in Super Bowl history.

2011: Registered 15 tackles, two fumble recoveries and finished third on the team with 5.5 sacks while appearing in all 16 regular season games for the first time career... Helped Baltimore's defense finish second in the NFL against the run (92.6 ypg) and first in red zone defense... Registered three tackles and one sack during two postseason contests as the Ravens advanced to the AFC Championship game.

2010: Appeared in 11 regular season games and recorded one tackle and one sack... Registered first career sack after dropping Brian St. Pierre for a 9-yard loss at Carolina (11/21)... Registered one tackle and half a sack during two postseason contests.

2009: Saw action in nine games with one start, while totaling 12 tackles and one interception... Helped the Ravens defense finish third in the NFL in total defense... Recorded first career interception after hauling in a Denis Dixon pass in overtime, which he returned 26 yards to set up the game winning field goal against Pittsburgh (11/29).

COLLEGE

Two-year letterman as a defensive lineman at the University of Utah (2007-08)... Finished collegiate career with 124 tackles, 10.5 sacks, three forced fumbles, three fumble recoveries and two interceptions... As a redshirt sophomore, posted 61 tackles, 7.5 sacks, two forced fumbles, one interception and one fumble recovery en route to earning an All-Mountain West Conference first-team selection... Also named All-American honorable

mention by both Sports Illustrated and College Football News... Helped the Utes to a 13-0 record in 2008, including a victory over Alabama in the Sugar Bowl... As a redshirt freshman, totaled 63 tackles, 3 sacks, two fumble recoveries, one forced fumble and one interception... Recruited as a quarterback and spent his freshman season (2004) playing quarterback on the scout team... Served an LDS Church mission from 2005-06... Majored in sociology.

PERSONAL/OFF THE FIELD

Born in Rexburg, Idaho, and attended Timpanogos High School in Orem, Utah... Lettered four years as a quarterback... Father, Paul, played football at Oregon State where his mother, Jennifer, was a member of the Beavers' track and field team... Brother, Dave, is a rookie defensive lineman for the Browns and brother, Joe, was selected by Philadelphia in the

seventh round of the 2013 draft... Founded The Kruger Care Foundation in 2010, which assists individuals and organizations in enriching the lives of children and families who have been devastated by illness, injury and difficult challenges... Held his inaugural "Leadership Academy Day", a free youth football camp at his high school in Orem this offseason... Also hosts an annual "Kruger Care Golf Classic" in Lehi, Utah... Enjoys skiing, golf, polo, sailing and playing the piano.

P. KRUGER'S SINGLE-GAME CAREER HIGHS

TACKLES: 7 at Washington 12/9/12
SACKS: 2 vs. Oakland 10/30/11, vs. Oakland 11/11/12
FORCED FUMBLES: 1 at Pittsburgh 11/18/12
FUMBLE RECOVERIES: 1, three times, most recent at Washington 12/9/12
INTERCEPTIONS: 1 vs. Pittsburgh 11/29/09, vs. Oakland 11/11/12

P. KRUGER'S CAREER DEFENSIVE STATISTICS

		Tackles							Interceptions					Fumbles					Sp. T
Year	Team	GP	GS	Tot	Solo	Asst	Sk	Yds	No.	Yds	Lg	TD	PD	FF	FR	Yds	Tackle		
2009	Baltimore	9	1	11	4	7	0.0	0.0	1	26	26	0	3	0	0	0	0		
2010	Baltimore	11	0	1	1	0	1.0	9.0	0	0	0	0	2	0	0	0	0		
2011	Baltimore	16	0	15	12	3	5.5	39.0	0	0	0	0	2	0	2	0	0		
2012	Baltimore	15	6	42	30	12	9.0	46.0	1	0	0	0	6	1	1	0	0		
NFL Totals		51	7	69	47	22	15.5	94.0	2	26	0	0	13	1	3	0	0		

P. KRUGER'S CAREER POSTSEASON DEFENSIVE STATISTICS

		Tackles						Interceptions					Fumbles					Sp. T
Year	Team	GP	GS	Tot	Solo	Asst	Sk	Yds	No.	Yds	Lg	TD	PD	FF	FR	Yds	Tackle	
2010	Baltimore	2	0	1	0	1	0.5	4.5	0	0	0	0	0	0	0	0	0	
2011	Baltimore	2	0	3	2	1	1.0	5.0	0	0	0	0	0	0	0	0	0	
2012	Baltimore	4	2	14	9	5	4.5	28.0	0	0	0	0	1	1	1	0	0	
NFL	Totals	8	2	18	11	7	6.0	37.5	0	0	0	0	1	1	1	0	0	

SHAWN LAUVAO



66
OFFENSIVE LINE

HEIGHT: 6-3 **WEIGHT:** 315

COLLEGE: Arizona State

BIRTHDATE: October 26, 1987

HOW ACQUIRED: D3b - '10

YEAR WITH BROWNS: 4th **YEAR IN NFL:** 4th

CAREER TRANSACTIONS

Originally drafted by Cleveland in the third round (92nd overall) of the 2010 NFL Draft with a pick acquired from the New York Jets as part of the Braylon Edwards trade.

SEASONAL REVIEWS

2012: Started all 16 games at right guard and did not miss an offensive snap... Part of a line that helped pave the way for Trent Richardson who

rushed for 950 yards, 11 touchdowns and 1,317 total yards from scrimmage – all of which were Browns rookie records.

2011: Started all 16 games at right guard... Part of an offensive line that led the way for 100-yard rushing performances by Chris Ogbonnaya (115 yards vs. Jacksonville 11/20) and Peyton Hillis (112 yards at Baltimore 12/24).

2010: Appeared in 10 games with one start at right guard... Inactive for the first six contests with an ankle injury... Made NFL debut playing in a reserve role on offense at New Orleans (10/24)... Made first NFL start at Jacksonville (11/21).

COLLEGE

Appeared in 42 games at Arizona State University (2006-09), while finishing his career with 33 consecutive starts... Saw action at both guard and tackle with 17 starts at left guard, 12 at left tackle and four at right tackle... Started all 12 games at left tackle as a senior and earned second-team All-Pac-10 honors... Served as a team captain and helped the Sun Devils reduce their number of sacks allowed from 34 in 2008 to 27 in 2009... Started the first eight games at left guard and the last four at right tackle en route to an honorable mention All-Pac-10 selection in 2008... Played in all 13 games, with nine starts as a sophomore... Appeared in five games as a redshirt freshman... Graduated with a degree in interdisciplinary studies.

PERSONAL/OFF THE FIELD

Born Shawn Sisifo Lauvao in Honolulu, Hawaii... Attended Farrington (Honolulu, Hawaii) High School, where he was a two-time Scholar-Athlete

of the Year... As a senior, earned first-team all-state honors... Was a two-time team captain... Selected to play in the Hawaii Classic All-Star football game and served as captain of the East team... Cousin, Stale Sapolu, played defensive end at ASU from 1985-88... Placed second in the Hawaii Strong Man Competition when he was 16 (16-18-year-old age bracket) and won the 2005 Hawaii Strongest Teen competition... Volunteered for numerous 'Shop with a Pro' events in the Cleveland area.

LAUVAO'S CAREER GAMES PLAYED

Year	Team	Regular Season		Postseason	
		GP	GS	GP	GS
2010	Cleveland	10	1	0	0
2011	Cleveland	16	16	0	0
2012	Cleveland	16	16	0	0
Career		42	33	0	0

DION LEWIS



28
RUNNING BACK

HEIGHT: 5-8 **WEIGHT:** 195

COLLEGE: Pittsburgh

BIRTHDATE: August 27, 1990

HOW ACQUIRED: Tr. (Phi.) - '13

YEAR WITH BROWNS: 1st YEAR IN NFL: 3rd

CAREER TRANSACTIONS

Originally drafted by Philadelphia in the fifth round (149th overall) of the 2011 NFL Draft... Traded to Cleveland for Emmanuel Acho on April 11, 2013.

SEASONAL REVIEWS

2012: Appeared in nine games as a reserve and totaled 69 rushing yards with one score... Added two receptions for 24 yards... Took his lone carry 17 yards for a touchdown against Washington (12/33)... Tied a career-long with a 33-yard kickoff return at Tampa Bay (12/9).

2011: Saw action in 15 games as a reserve... Totaled 102 rushing yards with one touchdown... Returned 31 kickoffs for 669 yards and a 21.6 average... Set career-highs in rushing yards (58) and rushing attempts (12), including a career-long rush of 20 yards and his first career touchdown, a 9-yard run during a 34-10 victory over Washington (1/1/12).

COLLEGE

Two-year letterman at the University of Pittsburgh (2009-10)... Broke Tony Dorsett's freshman rushing record with 1,799 yards and tied Dorsett for the school freshman record with 10 100-yard rushing performances... Rushing total ranked third in the nation in 2009 and was the second-highest single-season total by a Panther in school history... Added 17 rushing touchdowns en route to being named the Big East Conference Rookie of the Year and Offensive Player of the Year... Became the first player since Michael Vick (Virginia Tech) in 1999 to be named the conference's rookie and player of the year in the same season... Named The Sporting News and CBSSports.com National Freshman of the Year... As a sophomore, led the team with 1,061 rushing yards with 13 touchdowns... Despite playing just two years, finished his career fourth on the Panthers' all-time rushing list with 2,860 yards... Named the MVP in each of Pittsburgh's bowl games... Majored in communications.

PERSONAL/OFF THE FIELD

Native of Albany, New York and attended Albany High School before transferring to Albany Academy... Attended Blair Academy in Blairstown, New Jersey before enrolling at Pitt... Also lettered in track & field... Helped raise funds to pay medical expenses for a high school student who was in a coma due to complications from an operation to remove a brain tumor.

LEWIS' SINGLE-GAME CAREER HIGHS

RUSHING ATTEMPTS: 12 vs. Washington 1/1/12
RUSHING YARDS: 58 vs. Washington 1/1/12
RUSHING TDs: 1 vs. Washington 1/1/12, vs. Washington 12/23/12
LONG RUSH: 20 vs. Washington 1/1/12
RECEPTIONS: 1, three times, most recent vs. Cincinnati 12/13/12
RECEIVING YARDS: 28 at Tampa Bay 12/9/12
LONG RECEPTION: 28 at Tampa Bay 12/9/12
COMBINED YARDS: 58 (58 rushing, 0 receiving) vs. Washington 1/1/12

LEWIS' CAREER OFFENSIVE STATISTICS

Year	Team	GP	GS	Rushing				Lg	TD	Receiving				Lg	TD
				Att	Yds	Avg				Rec	Yds	Avg.			
2011	Philadelphia	15	0	23	102	4.4		20	1	1	-3	-3.0		-3	0
2012	Philadelphia	9	0	13	69	5.3		17t	1	2	24	12.0		28	0
NFL	Totals	24	0	36	171	4.8		20	2	3	21	7.0		27	0

LEWIS' CAREER SPECIAL TEAMS STATISTICS

Year	Team	Kickoff Returns				TD	Punt Returns				TD	Sp. T Tackle
		No	Yds	Avg	Lg		No	FC	Yds	Avg	Lg	
2011	Philadelphia	31	669	21.6	33	0	0	0	0	0.0	0	0
2012	Philadelphia	1	33	33.0	33	0	0	0	0	0.0	0	0
NFL	Totals	32	702	21.9	33	0	0	0	0	0.0	0	0

GREG LITTLE



18

WIDE RECEIVER

HEIGHT: 6-3 WEIGHT: 225

COLLEGE: North Carolina

BIRTHDATE: May 30, 1989

HOW ACQUIRED: D2b - 11

YEAR WITH BROWNS: 3rd YEAR IN NFL: 3rd

CAREER TRANSACTIONS

Originally drafted by Cleveland in the second round (59th overall) of the 2011 NFL Draft with a choice acquired from Atlanta along with the Falcons' first (27th) and fourth (124th) round picks in 2011 and first and fourth round picks in 2012 for the Browns' 2011 first round pick (sixth overall).

SEASONAL REVIEWS

2012: Started all 16 games and caught a team-high 53 passes, totaling 647 yards and four touchdowns... Became the first player to lead the Browns in receptions in back-to-back seasons since tight end Kellen Winslow (2006-07) and first wide receiver since Dennis Northcutt (2003-04)... Tied a career-high with six receptions, totaling 52 yards and a 14-yard score at Indianapolis (10/21)... Tied a career-high with six receptions, totaling 58 yards and a 6-yard touchdown at Denver (12/23)... Recorded three receptions for 38 yards, including a 7-yard touchdown from Thaddeus Lewis at Pittsburgh (12/30), marking Lewis' first NFL TD pass.

2011: Caught a team-high 61 passes for 709 yards and two touchdowns... Reception total was second among NFL rookies, trailing only Cincinnati's A.J. Green (65)... Yardage figure was third among AFC rookies... His 61 receptions were the second-most by a Browns rookie, trailing only Kevin Johnson (66 in 1999)... Yardage total was the fourth-highest single-season total by a Browns rookie... Named the Browns' Maurice Bassett award winner in 2011 for the most outstanding rookie in training camp... Tied a season-high with six receptions and totaled a

season-best 84 yards against St. Louis (11/13)... Hauled in his first career touchdown reception off a three-yard pass from Colt McCoy at Cincinnati (11/27)... Notched first career 100-yard receiving performance as he caught five passes for 131 yards at Arizona (12/18), including a 76-yard touchdown grab from Seneca Wallace, which was the Browns' longest pass play from scrimmage since 2007.

COLLEGE

Started 28 of 37 career games at the University of North Carolina (2007-09) recording 86 receptions for 969 yards with six touchdowns and 166 carries for 805 yards with six touchdowns... Also returned 27 kickoffs for 508 yards (18.8 avg.)... Suspended for the 2010 season... Started all 13 games at receiver in 2009 and led the team with 62 receptions for 724 yards with five touchdowns... Reception total was the fifth-most in a single-season in school history... Added 29 rushing attempts for 166 yards (5.7 avg.) with one score and led the team with 1,112 all-purpose yards... Saw action as both a tailback and receiver during freshman and sophomore campaigns... Finished second on the club with 78 carries for 339 yards with three touchdowns and hauled in 11 passes for 146 yards in 2008... Appeared in 11 games as a true freshman, recording 13 receptions for 99 yards with one touchdown and 59 rushes for 300 yards and two touchdowns... Also competed in basketball and track & field while at UNC... Majored in communications.

PERSONAL/OFF THE FIELD

Native of Durham N.C., where he attended Hillside High School... Versatile player who played quarterback, running back, wide receiver, linebacker, safety and cornerback to help the Hornets to a 10-3 record as a senior... Named USA Today All-American... Named the 2006 Gatorade Player of the Year in North Carolina in addition to garnering all-conference accolades... Active in the Cleveland community, volunteering for several "Shop with a Pro" events... Avid Jordan collector who owns more than 80 pairs... Considers himself a movie buff... Enjoys dancing (ballroom, salsa, box step, quickstep) in his spare time.

CAREER 100-YARD RECEIVING REGULAR SEASON GAMES (1):

131 at Arizona 12/18/11 (5-131-1)

LITTLE'S SINGLE-GAME CAREER HIGHS

RECEPTIONS: 6, five times; most recent at Denver 12/23/12

RECEIVING YARDS: 131, at Arizona 12/18/11

LONG RECEPTION: 76 at Arizona 12/18/11

TD RECEPTIONS: 1, six times, most recently at Pittsburgh 12/30/12

LONG RUSH: 17 vs. Kansas City 12/9/12

LITTLE'S CAREER OFFENSIVE STATISTICS

Year	Team	GP	GS	Receiving			Lg	TD	Rushing			Lg	TD
				Rec	Yds	Avg			Att	Yds	Avg		
2011	Cleveland	16	12	61	709	11.6	76t	2	3	15	5.0	13	0
2012	Cleveland	16	16	53	647	12.2	43	4	2	15	7.5	17	0
NFL	Totals	32	28	114	1356	11.9	76t	6	5	30	6.0	17	0

ALEX MACK



55

OFFENSIVE LINE

HEIGHT: 6-4 WEIGHT: 310

COLLEGE: California

BIRTHDATE: November 19, 1985

HOW ACQUIRED: D1 - '09

YEAR WITH BROWNS: 5th YEAR IN NFL: 5th

CAREER TRANSACTIONS

Originally drafted by Cleveland in the first round (21st overall) of the 2009 NFL Draft.

Pro Bowl Selections: 1 (2010).

SEASONAL REVIEWS

2012: Started all 16 games at center... Has opened all 64 games in his four-year career and has not missed an offensive snap... Voted as a first alternate to the AFC Pro Bowl squad... Part of a line that helped pave the way for Trent Richardson who rushed for 950 yards, 11 touchdowns and 1,317 total yards from scrimmage – all of which were Browns rookie records.

2011: Started all 16 games at center and did not miss an offensive snap, despite undergoing an appendectomy on October 3... Part of an offensive line that led the way for 100-yard rushing performances by Chris Ogbonnaya (115 yards vs. Jacksonville 11/20) and Peyton Hillis (112 yards at Baltimore 12/24).

2010: Was a member of the AFC Pro Bowl squad where he scored the game's final touchdown on 40-yard run off a lateral... He became the sixth Browns center to earn a Pro Bowl nod and the first since Tom DeLeone in 1981... Voted the center on Sports Illustrated's All-Pro team... Started all 16 games at center and did not miss an offensive snap for the second consecutive season... Part of an offensive line that paved the way for five individual 100-yard rushing performances and a running game that averaged 4.0 yards per rush attempt... Behind the line, Peyton Hillis rushed for 1,177 yards and 11 rushing touchdowns, tied for the fourth-highest total in the AFC and sixth in the NFL... In addition, the line allowed either none or only one sack seven times over the course of the season.

2009: Started all 16 games at center and did not miss an offensive snap... Was one of four rookie offensive linemen to start all 16 games in the NFL in 2009, a list which also included Buffalo's Andy Levitre (LG), Seattle's Max Unger (13 at RG, 3 at C) and Baltimore's Michael Oher (12 at RT, 4 at LT)... Became just the fifth NFL rookie to start all 16 games at center since 1998, joining Damien Woody (New England, 1999), Alex Stepanovich (Arizona, 2004), Nick Mangold (Jets, 2006) and Samson Satele (Miami, 2007)... Key part of a running game that averaged 4.2 yards per carry and 130.4 rushing yards per game, including an indi-

vidual club-record 286 yards rushing by Jerome Harrison at Kansas City (12/20)... Part of a line that allowed just 30 sacks on the year, including only seven over the final seven contests... Was named to the Pro Football Weekly/Professional Football Writers of America All-Rookie team... Selected to USA Today's All-Joe team... Helped the team record four consecutive contests with more than 160 yards rushing, becoming the first Browns team to do so since 1968... Also a key blocker during kickoff returns, helping the Browns to an NFL-best average starting position of 31.4.

COLLEGE

Attended the University of California (2005-08) and was awarded the Draddy Trophy as a senior, given to college football's top scholar-athlete... Two-time Rimington Trophy finalist, given to the nation's top center... Two-time All-American... Named the Pac-10 Conference's Scholar-Athlete of the Year in 2008... Four-time league academic honor roll honoree... Member of ESPN's All-Bowl Team in 2006 and 2008... Did not allow any quarterback sacks or pressures on 397 pass plays in 2008... Penalized just twice on a total of 832 snaps as a senior... Finalist for the Lowe's Senior CLASS Award, given for academic and athletic accomplishment... Was the 2008 winner of the Schlessinger Coaches Award, which recognizes outstanding athletic ability, academic success and community service at Cal... Became the third player in Pac-10 Conference annals to receive the Morris Trophy in consecutive seasons... Led a line that allowed just 11 sacks in 2007, the third-lowest figure in the country that year... Redshirted as a freshman... Earned a degree in legal studies, spent his senior season as a graduate student and is working towards his master's degree.

PERSONAL/OFF THE FIELD

Attended San Marcos (Santa Barbara, Calif.) High School... Played on both the offensive and defensive lines during his time in high school... Named the Channel League's co-Most Valuable Player on defense and a first team all-league selection... Two-time All-CIF choice and a three-time all-county and all-league member... Named to Prep Star's All-West team as a senior, helping his team rush for 2,031 yards in 2003... Added four letters in wrestling, advancing to the state wrestling tournament as a CIF heavyweight champion and compiled a 28-2 record on the mat as a senior, when he ranked second in the state... Father, Steve, played basketball at Baldwin-Wallace (Berea, Ohio) College from 1966-69... Embarked on a weeklong visit to U.S. troops at military bases throughout Southwest Asia as part of the NFL-USO program during the 2011 offseason... Active in the Cleveland community, volunteering for several "Shop with a Pro" and other military themed events... Enjoys traveling and has been to Australia, Bali, England, France, Greece, Italy, Japan, Spain, Taiwan, Thailand and Turkey... Participated in the NFL's second annual "NFL Pro Hollywood Boot Camp" during the 2013 offseason, which offered a comprehensive overview of creative disciplines in the film industry including screen writing, directing, producing and film financing.

MACK'S CAREER GAMES PLAYED

Year	Team	Regular Season		Postseason	
		GP	GS	GP	GS
2009	Cleveland	16	16	0	0
2010	Cleveland	16	16	0	0
2011	Cleveland	16	16	0	0
2012	Cleveland	16	16	0	0
Career		64	64	0	0

OWEN MARECIC



48

FULLBACK

HEIGHT: 6-0 WEIGHT: 240

COLLEGE: Stanford

BIRTHDATE: October 4, 1988

HOW ACQUIRED: D4b - '11

YEAR WITH BROWNS: 3rd YEAR IN NFL: 3rd

CAREER TRANSACTIONS

Originally drafted by Cleveland in the fourth round (124th overall) of the 2011 NFL Draft with a choice acquired from Atlanta along with the Falcons' first (27th) and second (59th) round picks in 2011 and first and fourth round picks in 2012 for the Browns' 2011 first round pick (sixth overall).

SEASONAL REVIEWS

2012: Played in 10 regular season games with two starts... Tallied one tackle on special teams... Inactive for six games.

2011: Played in 14 games with four starts... Rushed for eight yards on four carries and caught five passes for 31 yards... Posted three special teams tackles... Also returned four kickoffs for 46 yards with a long of 13... Was inactive for two games with a concussion... Started in the season opener vs. Cincinnati (9/11) to become the first Browns rookie to start at fullback since Lawrence Vickers on December 17, 2006... Served as lead blocker for Chris Ogbonnaya, who rushed for 115 yards and a touchdown vs. Jacksonville (11/20).

COLLEGE

Started 45 of his 49 career games at Stanford University (2007-10)... Opened 10 games (nine in 2010 and one in 2009) as a starter on both offense and defense with an additional 31 starts at fullback and four at linebacker... In his career, totaled 67 rushing yards on 36 carries with

nine touchdowns and 25 receptions for 258 yards and one touchdown... Amassed 55 tackles, two sacks, one forced fumble, one fumble recovery and two interceptions on defense... In a span of 13 seconds on consecutive plays from scrimmage, he scored a touchdown on both offense and defense against Notre Dame in 2010, the first on a one-yard touchdown plunge and then on a 20-yard interception return... All-Pacific 10 Conference first-team choice as a fullback and honorable mention as a linebacker as a senior... Winner of the inaugural Paul Hornung Award as the most versatile player in college football... Started nine games at fullback and all 13 contests at inside linebacker in 2010... Carried 23 times for 46 yards with five touchdowns and converted 8-of-9 third-down carries and 4-of-4 fourth-down attempts... Also caught nine passes for 75 yards and recorded 51 tackles, two sacks and two interceptions... Earned All-Pac 10 Conference honorable mention as a junior with 12 starts at fullback and one at middle linebacker... Recorded four rushing scores on eight carries for 15 yards and added eight receptions for 132 yards with a touchdown... Paved the way for the nation's second-leading rusher in Toby Gerhart (143.92 ypg)... All-Pac 10 honorable mention selection as a sophomore after leading the way for the nation's 19th-ranked rushing offense (199.58 ypg)... Also named All-Pac 10 honorable mention selection as a freshman... Finalist for the 2010 William V. Campbell Trophy (Academic Heisman)... Graduated with a degree in biology.

PERSONAL/OFF THE FIELD

Native of Portland, Ore., where he attended Jesuit High School... Earned all-state first team honors as a linebacker and named Oregon's Defensive Player of the Year as a senior... Also earned an all-state second-team accolade as a running back as a senior... Helped Jesuit to back-to-back state championships in his final two seasons... Also competed in the shot-put and discus... Spent the summer prior to his senior season interning at Stanford University Hospital, working on a literature review about risk factors for infection in a total knee replacement... National Football Foundation Scholar-Athlete Award Recipient... Interesting in becoming a microbrewer... Volunteered for numerous Cleveland community activities, including 'Shop with a Pro' events, hospital visits and playground builds.

MARECIC'S SINGLE-GAME CAREER HIGHS

RUSHING ATTEMPTS: 1, four times, most recent vs. St. Louis 11/13/11

RUSHING YARDS: 3 vs. Miami 9/25/11, vs. St. Louis 11/13/11

LONG RUSH: 3 vs. Miami 9/25/11, vs. St. Louis 11/13/11

RECEPTIONS: 2 at Indianapolis 9/18/11, vs. Jacksonville 11/20/11

RECEIVING YARDS: 13 at Indianapolis 9/18/11, vs. Jacksonville 11/20/11

LONG RECEPTION: 11 vs. Jacksonville 11/20/11

MARECIC'S CAREER OFFENSIVE STATISTICS

Year	Team	GP	GS	Rushing					Receiving				
				Att	Yds	Avg	Lg	TD	Rec	Yds	Avg	Lg	TD
2011	Cleveland	14	4	4	8	2.0	3	0	5	31	6.2	11	0
2012	Cleveland	10	2	0	0	0.0	0	0	0	0	0.0	0	0
NFL Totals		24	6	4	8	2.0	3	0	5	31	6.2	11	0

Additional special teams stats: 4 kickoff returns for 46 yards, long of 13 in 2011. 3 tackles in 2011 and 1 in 2012 for a total for 4 special teams tackles.

RYAN MILLER



60

OFFENSIVE LINE

HEIGHT: 6-7 WEIGHT: 320

COLLEGE: Colorado

BIRTHDATE: July 6, 1989

HOW ACQUIRED: D5 - '12

YEAR WITH BROWNS: 2nd YEAR IN NFL: 2nd

CAREER TRANSACTIONS

Originally drafted by Cleveland in the fifth round (160th overall) of the 2012 NFL Draft with a pick acquired from Denver in 2010 along with a 2011 sixth round choice and Peyton Hillis in exchange for Brady Quinn.

SEASONAL REVIEWS

2012: Appeared in eight regular season games, all as a reserve... Made NFL debut playing on special teams against Philadelphia (9/9)... Saw

extended time at left guard in the fourth quarter at Pittsburgh (12/30) after starter John Greco was forced from the game with a knee injury.

COLLEGE

Five-year letterman at the University of Colorado (2007-11)... Became the second CU football player since 1908 to earn five letters... Set a school record with 48 career starts... Started the first four games in 2008 before suffering a broken fibula and redshirted the remainder of the season... Played 2,548 snaps in his final three seasons, missing just two offensive plays... Was named second-team All-American by the Walter Camp Football Foundation as a senior... Graduated with a degree in anthropology.

PERSONAL/OFF THE FIELD

Native of Littleton, Colo., and attended Columbine High School... Named Colorado's Gatorade Player of the Year following his senior season... Helped team capture the 5A state championship as a senior... Also lettered in wrestling and track... Enjoys woodcarving and is an avid outdoorsman... Enjoys playing the drums and guitar... Knows American sign language.

MILLER'S CAREER GAMES PLAYED

Year	Team	Regular Season		Postseason	
		GP	GS	GP	GS
2012	Cleveland	8	0	0	0

ADRIAN MOTEN



56

LINEBACKER

HEIGHT: 6-2 WEIGHT: 230

COLLEGE: Maryland

BIRTHDATE: April 22, 1988

HOW ACQUIRED: FA - '12

YEAR WITH BROWNS: 2nd YEAR IN NFL: 3rd

CAREER TRANSACTIONS

Originally signed by Indianapolis as an undrafted free agent on July 29, 2011... Waived by Indianapolis on November 26, 2011... Acquired via waivers by Seattle on November 28, 2011... Waived by Seattle on

May 15, 2012... Signed by Philadelphia on August 6, 2012... Waived by Philadelphia on August 31, 2012... Signed by Philadelphia on October 2, 2012... Waived by Philadelphia on October 9, 2012... Signed by Cleveland on December 18, 2012.

SEASONAL REVIEWS

2012: Appeared in one game with Philadelphia and did not record any statistics... Inactive for two games with the Browns.

2011: Appeared in 10 regular season games with Indianapolis and two with Seattle... Recorded three tackles and one special teams fumble recovery with the Colts.

COLLEGE

A four-year starter at Maryland (2007-10) where he racked up 219 career tackles, 15.5 sacks, six interceptions, five forced fumbles and three fumble recoveries... Graduated with a degree in criminal justice.

PERSONAL/OFF THE FIELD

Native of Suitland, Md., who attended Gwynn Park High School in Brandywine, Md... Played alongside Browns teammate Phil Taylor on Gwynn Park's high school football team... Lists "Safe House" as his favorite movie.

MOTEN'S CAREER DEFENSIVE STATISTICS

Year	Team	GP	GS	Tackles				Yds	Interceptions					Fumbles				Sp. T
				Tot	Solo	Asst	Sk		No.	Yds	Lg	TD	PD	FF	FR	Yds	Tackle	
2011	Ind./Sea.	12	0	3	3	0	0.0	0.0	0	0	0	0	0	0	1	0	0	0
2012	Phi./Cle.	1	0	0	0	0	0.0	0.0	0	0	0	0	0	0	0	0	0	0
NFL Totals		13	0	3	3	0	0	0	0	0	0	0	0	0	1	0	0	0

Additional special teams stats: 1 fumble recovery in 2011

DAVID NELSON




11
WIDE RECEIVER

HEIGHT: 6-5 WEIGHT: 215

COLLEGE: Florida

BIRTHDATE: November 7, 1986

HOW ACQUIRED: FA - '13

YEAR WITH BROWNS: 1st YEAR IN NFL: 4th

CAREER TRANSACTIONS

Originally signed by Buffalo as an undrafted free agent on April 30, 2010... Signed by Cleveland as a free agent on April 8, 2013.

SEASONAL REVIEWS

2012: Started the season opener and recorded two receptions for 31 yards at New York Jets (9/9)... Suffered a torn ACL in the third quarter and missed the remainder of the season.

2011: Appeared in all 16 contests with 13 starts... Ranked second on the club in both catches (61) and receiving yards (658), while finishing third on the team with five receiving touchdowns... Totaled at least one reception in all 16 games... Along with Stevie Johnson (76), became the first Bills tandem to post at least 60 receptions in a season since 2002. Set

a career-high with 10 receptions and totaled 83 yards, including a 6-yard touchdown with 14 second remaining to propel Buffalo to a 38-35 victory against Oakland (9/18)... Set a career-high with 84 receiving yards against New England (9/25).

2010: Started three of the 15 games he saw action in... Registered 31 receptions for 352 yards and three touchdowns... Recorded a career-long reception of 37 yards against the N.Y. Jets (10/3)... Scored first career touchdown in a 12-yard reception from Ryan Fitzpatrick at Minnesota (12/5)... Became just the third Bills rookie to record a touchdown catch in three consecutive contests (games 12-14).

COLLEGE

Four-year letterman at the University of Florida (2006-09)... Saw action in 44 contests with 14 starts, registering 46 receptions for 630 yards with seven touchdowns... Helped the Gators capture the BCS National Championship in 2006 and 2008... Majored in sociology.

PERSONAL/OFF THE FIELD

Native of Wichita Falls, Texas, where he attended S.H. Rider High School... Also lettered in baseball, basketball and track... Active in the community, volunteering for several hospital visits... Spent the spring of 2013 traveling to South Africa, Haiti and Oklahoma City to help contribute to charitable organizations in each area... Is currently working alongside his brother to build an orphanage in Haiti... Established I'mMe, whose goals are to build and support orphanages for all children in need around the world... The organization's website is www.imme.org.

NELSON'S SINGLE-GAME CAREER HIGHS

RECEPTIONS: 10 vs. Oakland 9/18/11

RECEIVING YARDS: 84 vs. New England 9/25/11

RECEIVING TDS: 1, eight times, most recent at N.Y. Jets 11/27/11

LONG RECEPTION: 37 vs. N.Y. Jets 10/3/10

NELSON'S CAREER OFFENSIVE STATISTICS

Year	Team	GP	GS	Receiving			Lg	TD	Rushing			Lg	TD
				Rec	Yds	Avg			Att	Yds	Avg		
2010	Buffalo	15	3	31	353	11.4	37	3	0	0	0.0	0	0
2011	Buffalo	16	13	61	658	10.8	35	5	0	0	0.0	0	0
2012	Buffalo	1	1	2	31	15.5	21	0	0	0	0.0	0	0
NFL	Totals	32	17	94	1,042	11.1	51	8	0	0	0.0	0	0

JORDAN NORWOOD




10
WIDE RECEIVER

HEIGHT: 5-11 WEIGHT: 185

COLLEGE: Penn State

BIRTHDATE: September 29, 1986

HOW ACQUIRED: FA - '10

YEAR WITH BROWNS: 4th YEAR IN NFL: 5th

CAREER TRANSACTIONS

Originally signed by Cleveland as an undrafted free agent on May 1, 2009... Waived by Cleveland on September 5, 2009... Signed by Philadelphia to the practice squad on September 23, 2009... Signed by Philadelphia to the active roster on December 1, 2009... Waived by Philadelphia on December 7, 2009... Signed by Philadelphia to the practice squad on December 9, 2009... Waived by Philadelphia on September 4, 2010... Signed by Cleveland to the practice squad on September 6, 2010... Signed by Cleveland to the active roster on November 30, 2010.

SEASONAL REVIEWS

2012: Appeared in two regular season games as a reserve role... Tallied 13 receptions for 137 yards... Also rushed once for one yard... Led team with a career-best nine receptions, totaling a career-high 81 yards at N.Y. Giants (10/7)... His nine catches were the most by a Brown in 2012 and marked the highest total by a Browns wide receiver since Antonio Bryant had nine catches on January 1, 2006 against Baltimore... Placed on

Injured Reserve; designated for return on October 12 with a foot injury... Missed the remainder of the season.

2011: Played in 14 games with four starts... Caught 23 passes for 268 yards and a touchdown... Had a reception in each of the last eight games that he played... Also returned four punts for an 8.8-yard average... Recorded his first career reception for six yards against Cincinnati (9/11)... Hauled in a career-long 51 yard reception against Jacksonville (11/20)... Totaled a career-high 69 receiving yards, including his first career touchdown, a 24-yard score at Cincinnati (11/27).

2010: Spent the first 12 weeks on the Browns' practice squad before being added to the active roster... Inactive for all five games on the 53-man roster.

2009: Active for one contest and made NFL debut against Atlanta (12/6)... Spent 13 weeks on the Eagles' practice squad.

COLLEGE

Played four seasons at Penn State University (2005-08)... Finished career with 158 receptions for 2,015 yards and 13 touchdowns... As a senior, caught 41 passes for 637 yards and six scores... Academic

All-Big Ten honoree and was selected ESPN The Magazine Academic All-District in 2007... Had career-high 45 catches (472 yards, 2 touchdowns) as a sophomore in 2006... Played one year (2006-07) on the Penn State basketball team... Earned a degree in advertising.

PERSONAL/OFF THE FIELD

Born Jordan Shea Rashad Norwood in Honolulu, Hawaii... Father, Brian, is the associate head coach at Baylor University... Brother, Gabe, was a member of the George Mason University basketball team that advanced to the 2006 NCAA Final Four and is currently playing for Rain or Shine Elasto Painters in the Philippine Basketball Association, and is a member of the Philippine national basketball team... Brother, Levi, is currently a two-sport athlete at Baylor, playing football and basketball... Also has a brother, Zac, a sister, Brianna, and his mother, Tiffany... Active in the Cleveland community where he has volunteered at the Cleveland Foodbank and for "Shop with a Pro" events.

NORWOOD'S SINGLE-GAME CAREER HIGHS

RECEPTIONS:	9 at N.Y. Giants, 10/7/12
RECEIVING YARDS:	81 at N.Y. Giants, 10/7/12
RECEIVING TDS:	1 at Cincinnati 11/20/11
LONG RECEPTION:	51 vs. Jacksonville 11/20/11

NORWOOD'S CAREER OFFENSIVE STATISTICS

Year	Team	GP	GS	Receiving			Rushing								
				Rec	Yds	Avg	Lg	TD	Att	Yds	Avg	Lg	TD		
2009	Philadelphia	1	0	0	0	0.0	0	0	0	0	0.0	0	0		
2010	Cleveland	0	0	0	0	0.0	0	0	0	0	0.0	0	0		
2011	Cleveland	14	4	23	268	11.7	51	1	0	0	0.0	0	0		
2012	Cleveland	2	0	13	137	10.5	27	0	1	1	1.0	1	0		
NFL	Totals	17	4	36	405	11.3	51	1	1	1	1.0	1	0		

CHRIS OGBONNAYA




25
RUNNING BACK

HEIGHT: 6-0 **WEIGHT:** 225

COLLEGE: Texas

BIRTHDATE: May 5, 1986

HOW ACQUIRED: FA - '11

YEAR WITH BROWNS: 3rd **YEAR IN NFL:** 5th

CAREER TRANSACTIONS

Originally drafted by St. Louis in the seventh round (211th overall) of the 2009 NFL Draft... Waived on September 5, 2009... Signed by St. Louis to the practice squad on September 7, 2009... Signed by St. Louis to the active roster on November 28, 2009... Waived by St. Louis on September 4, 2010... Signed by Houston to the practice squad on September 5, 2010... Signed by Houston on January 4, 2011... Waived by Houston on September 3, 2011... Signed by Houston to the practice squad on 3, 2011... Signed by Houston to the active roster on September 27, 2011... Waived by Houston on October 12, 2011... Signed by Houston to the practice squad on October 13, 2011... Signed by Cleveland to the active roster on October 18, 2011.

SEASONAL REVIEWS

2012: Played in 15 games with one start... Recorded 24 receptions for 187 yards and rushed eight times for 30 yards... Contributed two special teams tackles... Registered career-highs in receptions (6) and receiving yards (73) at Cincinnati (9/16)... Totaled a career-long 54 yard reception at N.Y. Giant (10/7).

2011: Began the season with Houston, appearing in two games, totaling three rushing attempts for six yards... Also spent four weeks on Houston's practice squad, before joining the Browns' active roster... Played in 11 games with four starts for the Browns... Rushed for 334 yards on 73 carries (4.6 avg.) and caught 23 passes for 165 yards... Rushing total was second on the team... Started and rushed for a game-high 115 yards on 21 attempts vs. Jacksonville (11/20), including a one-yard touchdown run, his first NFL touchdown.

2010: Spent the entire season on the Texans' practice squad.

2009: Appeared in two contests with 11 carries for 50 yards and one reception for 19 yards... Inactive for four games... Spent the first 11 weeks of the season on the Rams' practice squad... Made NFL debut, rushing for a team-high 45 yards on nine carries with one reception for 19 yards at Arizona (12/27).

COLLEGE

Four-year letterman at the University of Texas (2005-08), appearing in 47 games... Rushed for 597 yards on 140 carries and eight touchdowns, while adding 75 receptions for 792 yards with three touchdowns... Set a school record for receptions by a running back with 48 in 2008... Four-time first team Academic All-Big 12 honoree... Graduated with a degree in his-

tory and has worked towards a second degree in corporate communications and a master's degree in advertising.

PERSONAL/OFF THE FIELD

Native of Houston, Texas, where he attended Strake Jesuit College Preparatory School... Also lettered in basketball and track... Avid soccer fan... Plays the guitar, enjoys badminton, cricket and ping pong... Active in the Cleveland community, volunteering for numerous 'Shop with a Pro' events... Lists 'Coming to America' as his favorite movie.

CAREER 100-YARD RUSHING REGULAR SEASON GAMES (1):

115 vs. Jacksonville 11/20/11 (21-115-1)

GOBBONNAYA'S SINGLE-GAME CAREER HIGHS

RUSHING ATTEMPTS: 21 vs. Jacksonville 11/20/11

RUSHING YARDS: 115 vs. Jacksonville 11/20/11

RUSHING TD: 1 vs. Jacksonville 11/20/11

LONG RUSH: 40 vs. Jacksonville 11/20/11

RECEPTIONS: 6 at Cincinnati 9/16/12

RECEIVING YARDS: 73 at Cincinnati 9/16/12

LONG RECEPTION: 38 at N.Y. Giants 10/7/12

COMBINED YARDS: 134 (115 rushing, 19 receiving) vs. Jacksonville 11/20/11

GOBBONNAYA'S CAREER OFFENSIVE STATISTICS

Year	Team	GP	GS	Rushing					Lg	TD	Receiving				
				Att	Yds	Avg					Rec	Yds	Avg.	Lg	TD
2009	St. Louis	2	0	11	50	4.5	18	0	1	19	19.0	19	0		
2011	Houston	2	0	3	6	2.0	4	0	0	0	0.0	0	0		
2011	Cleveland	11	4	73	334	4.6	40	1	23	165	7.2	19	0		
2012	Cleveland	15	1	8	30	3.8	9	0	24	187	7.8	38	0		
NFL Totals		30	5	95	420	4.4	40	1	48	371	7.7	38	0		

Additional special teams stats: 1 tackle in 2011 and 2 in 2012 for a total for 3 special teams tackles.

CHRIS OWENS



21
DEFENSIVE BACK

HEIGHT: 5-9 WEIGHT: 180

COLLEGE: San Jose State

BIRTHDATE: December 1, 1986

HOW ACQUIRED: UFA (Atl.) - '13

YEAR WITH BROWNS: 1st YEAR IN NFL: 5th

CAREER TRANSACTIONS

Originally drafted by Atlanta in the third round (90th overall) of the 2009 draft... Signed by Cleveland as an unrestricted free agent on March 22, 2013.

SEASONAL REVIEWS

2012: Played in 13 games with one start... Registered 17 tackles, four passes defended and one forced fumble... Helped the Falcons defense allow the fewest passing touchdowns in the NFL (14) in 2012... Allowed a quarterback passer rating of just 68.9 on passes thrown into his coverage... Added six stops on special teams.

2011: Appeared in 14 games with two starts... Totaled 27 tackles, three passes defended and one sack... Added eight special teams tackles... Registered first career sack after dropping Christian Ponder for a two-yard loss against Minnesota (11/27).

2010: Saw action in all 16 games with three starts... Recorded a career-high 29 tackles while adding one interception and three passes defended... Added a career-high 10 special teams tackles... Notched a career-high 11 tackles against Cincinnati (10/24).

2009: Appeared in all 16 games with six starts... Registered 26 tackles, two interceptions and two passes defended... Added three stops on special teams and one fumble recovery... Recorded first career interception after snaring a Brian Brohm pass against Buffalo (12/27).

COLLEGE

Started 38 of 48 career games at San Jose State University (2005-08)... Recorded 228 career tackles, 13 interceptions, 20 passes defended and one sack... Majored in African-American studies.

PERSONAL/OFF THE FIELD

Native of Los Angeles, Calif., where he attended Dorsey High School... Named the Atlanta Falcons 2010 Man of the Year for his contributions to the community... Enjoys reading novels... Youngest of six children... Favorite book is *Kafir* by Mark Mathabane... Enjoys give back to his community and church.

OWENS' SINGLE-GAME CAREER HIGHS

TACKLES: 11 vs. Cincinnati 10/24/10

INTERCEPTIONS: 1, three times, most recent vs. Arizona 9/19/10

SACKS: 1 vs. Minnesota 11/27/11

FORCED FUMBLES: 1 at Carolina 12/9/12

OWENS' CAREER DEFENSIVE STATISTICS

Year	Team	GP	GS	Tackles				Yds	Interceptions				Fumbles				Sp. T Tackle
				Tot	Solo	Asst	Sk		No.	Yds	Lg	TD	PD	FF	FR	Yds	
2009	Atlanta	16	6	26	21	5	0.0	0.0	2	13	13	0	2	0	0	0	3
2010	Atlanta	16	3	29	21	8	0.0	0.0	1	13	13	0	3	0	0	0	10
2011	Atlanta	14	2	27	21	6	1.0	2.0	0	0	0	0	3	0	0	0	8
2012	Atlanta	13	1	17	14	3	0.0	0.0	0	0	0	0	4	1	0	0	6
NFL Totals		59	12	99	77	22	1.0	2.0	3	26	13	0	12	1	0	0	27

Additional special teams stats: 1 fumble recovery in 2009

OWENS' CAREER POSTSEASON DEFENSIVE STATISTICS

Year	Team	Tackles							Interceptions					Fumbles					Sp. T Tackle
		GP	GS	Tot	Solo	Asst	Sk	Yds	No.	Yds	Lg	TD	PD	FF	FR	Yds			
2010	Atlanta	1	0	7	5	2	0.0	0.0	0	0	0	0	1	0	0	0	0		
2011	Atlanta	1	1	6	5	1	0.0	0.0	0	0	0	0	2	0	0	0	0		
2012	Atlanta	1	0	0	0	0	0.0	0.0	0	0	0	0	0	0	0	0	1		
NFL Totals		3	1	13	10	3	0.0	0.0	0	0	0	0	3	0	0	0	1		

JASON PINKSTON



62
OFFENSIVE LINE

HEIGHT: 6-4 WEIGHT: 305

COLLEGE: Pittsburgh

BIRTHDATE: September 5, 1987

HOW ACQUIRED: D5b - '11

YEAR WITH BROWNS: 3rd YEAR IN NFL: 3rd

CAREER TRANSACTIONS

Originally drafted by Cleveland in the fifth round (150th overall) of the 2011 NFL Draft with a choice acquired from Minnesota in exchange for the Browns' two sixth round (168th and 170th overall) selections.

SEASONAL REVIEWS

2012: Started each of the first six contests at left guard... Inactive for one game with a blood clot before being placed on season-ending Injured Reserve on October 22.

2011: Started all 16 games at left guard... Was one of six NFL rookie offensive linemen to start every game in 2011, and one of two guards (Oakland's Stefen Wisniewski)... Became the third Browns rookie offen-

sive lineman to start all 16 games since 2007, joining Joe Thomas (LT, 2007) and Alex Mack (C, 2009)... Also was one of three Browns rookies to start all 16 contests in 2011, joining DT Phil Taylor and DE Jabaa Sheard... Part of an offensive line that led the way for 100-yard rushing performances by Chris Ogbonnaya (115 yards vs. Jacksonville 11/20) and Peyton Hillis (112 yards at Baltimore 12/24).

COLLEGE

Opened 41 games at the University of Pittsburgh (2006, 2008-10), including 26 consecutive starts at left tackle to close his career... Two-time first team All-Big East Conference selection... Blocked for a 1,000-yard back in each of his final three seasons... Granted a medical redshirt in 2007 following a shoulder injury after starting the first three contests at right tackle... Appeared in seven games as a true freshman... Majored in administration of justice.

PERSONAL/OFF THE FIELD

Attended Baldwin High School in Pittsburgh, Pa... First team all-state selection as a senior... Cousin, Todd, was a receiver with the Philadelphia Eagles from 2000-05... Has two brothers (James and Julian), late mother (Martha Jane), father (James Pinkston Sr.) and a daughter (Martha Jane)... Enjoys hunting and fishing... Avid fans of the Pittsburgh Penguins... Sponsors a little league softball team named "Pinkston's bosses".

PINKSTON'S CAREER GAMES PLAYED

Year	Team	Regular Season		Postseason	
		GP	GS	GP	GS
2011	Cleveland	16	16	0	0
2012	Cleveland	6	6	0	0
Career		22	22	0	0

TRENT RICHARDSON



33
RUNNING BACK

HEIGHT: 5-9 WEIGHT: 230

COLLEGE: Alabama

BIRTHDATE: July 10, 1990

HOW ACQUIRED: D1a - '12

YEAR WITH BROWNS: 2nd YEAR IN NFL: 2nd

CAREER TRANSACTIONS

Originally drafted by Cleveland in the first round (3rd overall) of the 2012 NFL Draft with a choice acquired from Minnesota for the Browns' first (fourth), fourth (118th), fifth (139th) and seventh (221th) round picks in 2012.

SEASONAL REVIEWS

2012: Led the team with 950 yards rushing and 11 touchdowns on 267 carries... Also caught 51 passes, totaling 367 yards and a score... Rushing total ranked 10th in the AFC, topped all AFC rookies and was third among all NFL rookies... Rushing total also set a Browns rookie record, eclipsing the previous record of 942 yards by Jim Brown in 1957... Reception total was second on the team, third among AFC running backs and seventh among NFL running backs... Reception figure was also third among all NFL rookies, trailing only Kendall Wright (64) and Justin Blackmon (64)... Tallied a team-high 54 first downs (36 rushing, 18 receiving), a figure that was fourth among rookies... Amassed 1,317 yards from scrimmage, a figure that was

third among NFL rookies and set a Browns single-season record... Tied for second among all NFL rookies in total touchdowns (12), along with Doug Martin, trailing only Alfred Morris (13)... His 11 rushing scores also tied with Martin for the second-most among NFL rookies, trailing only Morris (13)... His 11 rushing TDs also marked the most-ever by a Browns rookie, surpassing the previous mark of nine by Jim Brown in 1957... His 12 total scores also were the most by a Browns rookie, eclipsing the previous record of 10 set by both Brown and Eric Metcalf (1989)... His 72 points were the most-ever by a Browns rookie, surpassing the previous mark of 66 by kicker Jerry Kauric (1990)... Had three 100-yard rushing games, which tied for the most by a Browns rookie, along with William Green (2002)... Named to USA Today's All-Joe Team for unheralded prime performers in 2012... Registered first career 100-yard rushing performance and first career touchdowns at Cincinnati (9/16) after rushing for 109 yards and a touchdown and catching four passes for 36 yards and a score... It marked the first time a Browns rookie rushed for 100 yards since Lee Suggs ran for 186 yards vs. Cincinnati on December 28, 2003... Along with Brandon Weeden's 322 yards passing, they became the first NFL team had a rookie throw for 300+ yards and a rookie rush for 100+ yards in the same game since the St. Louis Rams on December 15, 1996 at Atlanta (Tony Banks 304 passing yards and Lawrence Phillips 112 rushing yards)... First NFL touchdown came on a 32-yard run in the second quarter... Hauled in a screen pass in the third quarter in which he broke numerous tackles and went in for a 23-yard score... Voted the Pepsi MAX Rookie of the Week for his performance... Over the course of games 2-5, he became the first Brown to have a rushing touchdown in four straight games since Peyton Hillis in 2010, and the first Browns rookie ever to do it... Rushed for a career-high 122 yards with 26-yard touchdown against San Diego (10/28)... Rushing total marked the most by a Browns rookie since Lee Suggs ran for 186 yards at Cincinnati on December 28, 2003... Rushed for 105 yards on 25 attempts and caught a team-high six passes, totaling 31 yards against Baltimore (11/4)... Joined Jacksonville's Fred Taylor (128 on 9/20/98) as the only rookies to rush for 100 yards against the Ravens... Joined Earnest Byner (1984) and Bobby Mitchell (1958) as the only Browns rookies to register consecutive 100-yard rushing games... Totaled two rushing touchdowns against Kansas City (12/9) and vs. Washington (12/16)... Inactive the season finale at Pittsburgh (12/30) with an ankle injury sustained the previous week.

COLLEGE

Started 15 of 38 career games at the University of Alabama (2009-11)... Totaled 3,130 career rushing yards on 540 attempts (5.8 avg.) with 35 rushing touchdowns and added 68 receptions for 730 yards and seven scores... Also returned 28 kickoffs for 720 yards (25.7 avg.) with one touchdown... Despite playing just three seasons, ranks among the Crimson Tide career leaders in rushing yards per attempt (second), 100-yard

rushing performances (second), rushing touchdowns (third) and rushing yards (fifth)... Helped the school capture the National Championship in 2009 and 2011... As a junior in 2011, set Alabama single-season records for rushing yards (1,679), rushing touchdowns (21) and all-purpose yards (2,083), while tying a school-best with 144 points and 24 total touchdowns... Winner of the Doak Walker award for the nation's top running back and was a Heisman Trophy finalist... Named the Southeastern Conference Offensive Player of the Year and unanimous first team All-SEC honors... Also ranked third on the team with 29 receptions for 338 yards and three touchdowns... As a sophomore, totaled 112 rushing attempts for 700 yards with six touchdowns and 23 receptions for 266 yards with four scores... As a freshman, recorded 751 rushing yards on 145 attempts with eight touchdowns and 16 receptions for 126 yards... Majored in general studies.

PERSONAL/OFF THE FIELD

Native of Pensacola, Fla., where he attended Escambia High School... Finished his senior season with 2,090 rushing yards on 225 carries with 26 touchdowns... Eclipsed the 400-yard single-game rushing plateau twice, including a school-record 419 yards on 26 carries... Also competed in track and captured the state's weightlifting championship (219-pound class)... Brother, Terrell, played defensive end at Louisiana-Lafayette... Has two daughters (Taliyah and Elevera) and a son (Trent)... In April of 2012, he took leukemia survivor Courtney Alvis to her senior prom at Hueytown High School in Alabama... Enjoys bowling... Lists Japanese as favorite type of food... Attended the same high school as Hall of Fame running back Emmitt Smith and Browns defensive lineman Ahtyba Rubin... Hosted the inaugural "Kellogg's Trent Richardson Football ProCamp" this past offseason, a free one day clinic for boys & girls grades 1-8.

CAREER 100-YARD RUSHING REGULAR SEASON GAMES (3):

122 vs. San Diego 10/28/12

109 at Cincinnati 9/16/12

105 vs. Baltimore 11/4/12

RICHARDSON'S SINGLE-GAME CAREER HIGHS

RUSHING ATTEMPTS: 29 vs. Pittsburgh 11/25/12

RUSHING YARDS: 122 vs. San Diego 10/28/12

LONG RUSH: 32t at Cincinnati 9/16/12

RUSHING TD: 2 vs. Kansas City 12/9/12, vs. Washington 12/16/12

RECEPTIONS: 6, three times, most recently at Dallas 11/18/12

RECEIVING YARDS: 57 at Baltimore 9/27/12

LONG RECEPTION: 27 at Dallas 11/18/12

RECEIVING TD: 1 at Cincinnati 9/16/12

COMBINED YARDS: 145 (109 rushing, 36 receiving) at Cincinnati 9/16/12

RICHARDSON'S CAREER OFFENSIVE STATISTICS

Year	Team	GP	GS	Rushing					Receiving				
				Att	Yds	Avg	Lg	TD	Rec	Yds	Avg.	Lg	TD
2012	Cleveland	15	15	267	950	3.6	32t	11	51	367	7.2	27	1

GOOD TO BE BAD-EMOSI

In 2012, rookie Johnson Bademosi led the team with 18 special teams tackles. His total was tied for third among all NFL players and led all rookies.

2012 NFL SPECIAL TEAMS TACKLES LEADERS

Player	Team	Total
1. Lorenzo Alexander	Washington	21
2. Spencer Paysinger	N.Y. Giants	20
3. Johnson Bademosi*	Cleveland	18
Curtis Brown	Pittsburgh	18

* Denotes rookie

CRAIG ROBERTSON



53

LINEBACKER

HEIGHT: 6-1 WEIGHT: 234

COLLEGE: North Texas

BIRTHDATE: February 11, 1988

HOW ACQUIRED: FA - '11

YEAR WITH BROWNS: 3rd YEAR IN NFL: 3rd

CAREER TRANSACTIONS

Signed by Cleveland to the practice squad on December 19, 2011... Signed by Cleveland on January 3, 2012.

SEASONAL REVIEWS

2012: Appeared in all 16 regular season games with three starts... Played extensively in the team's sub-packages... Registered 83 tackles, two interceptions, a sack, two fumble recoveries, and three pass break-ups... Tackle total was second on the squad... Also recorded 10 special teams tackles, a figure that was third on the squad... Part of a kickoff coverage unit that ranked second in the league, having allowed a 19.8-yard average on 43 returns... Picked off a Michael Vick pass vs. Philadelphia

(9/9) in NFL debut... Along with the interception by rookie L.J. Fort, they are the only Browns linebackers to record an interception in their NFL debuts since 1970... Intercepted a Joe Flacco pass in the end zone at Baltimore (9/27)... Recorded first career sack after dropping Tony Romo at Dallas (11/18)... Recorded a fumble recovery vs. Pittsburgh (11/25), which was one of eight turnover forced by the Browns defense on the day... Tallied a career-high 14 tackles at Denver (12/23).

2011: Spent the final two weeks of the season on the Browns' practice squad.

COLLEGE

Four-year letterman at the University of North Texas (2007-10), where he appeared in 48 games... Totaled 382 career tackles, 3.5 sacks and nine interceptions... Redshirted the 2006 season.

PERSONAL/OFF THE FIELD

Native of Stafford, Texas, where he attended Stafford High School... Earned 11 total letters in four sports, including first-team all-district nods in basketball, baseball and football... Established the Craig Robertson Foundation in 2012... Enjoys bowling... Active in the Cleveland community, volunteering for 'Shop with Pro' events, school and hospital visits and at the Cleveland Foodbank.

ROBERTSON'S SINGLE-GAME CAREER HIGHS

TACKLES: 14 at Denver 12/23/12

PBU: 2 vs. Philadelphia 9/9/12

SACKS: 1 at Dallas 11/18/12

INTERCEPTIONS: 1 vs. Philadelphia 9/9/12; at Baltimore 9/27/12

RECOVERED FUMBLE: 1, twice, most recent vs. Pittsburgh 11/25/12

ROBERTSON'S CAREER DEFENSIVE STATISTICS

Year	Team	Tackles							Interceptions					Fumbles					Sp. T
		GP	GS	Tot	Solo	Asst	Sk	Yds	No.	Yds	Lg	TD	PD	FF	FR	Yds	Tackle		
2012	Cleveland	16	3	83	56	27	1.0	10.0	2	1	1	0	3	0	2	2	10		

AHTYBA RUBIN



71

DEFENSIVE LINE

HEIGHT: 6-2 WEIGHT: 330

COLLEGE: Iowa State

BIRTHDATE: July 25, 1986

HOW ACQUIRED: D6a - '08

YEAR WITH BROWNS: 6th YEAR IN NFL: 6th

CAREER TRANSACTIONS

Originally drafted by Cleveland in the sixth round (190th overall) of the 2008 NFL Draft.

SEASONAL REVIEWS

2012: Started and played in 13 games and recorded 44 tackles, two sacks, two forced fumbles and two passes defended... Inactive for three games with a calf injury... Forced a fumble vs. Pittsburgh (11/25), marking one of eight turnovers forced by the Browns defense on the day.

2011: Started all 16 games at defensive tackle... Registered 83 tackles and a career-high five sacks... Tackle total was second on the club and second among NFL linemen, trailing only Giants defensive end Jason Pierre-Paul (86)... Tied a season-high with nine tackles vs. Miami (9/25), including a career-best 1.5 sacks.

2010: Started all 16 games at nose tackle and recorded 82 tackles, two sacks, an interception and two pass breakups... Tackle total led all NFL defensive linemen and was third on the team... Was one of only eight NFL defensive tackles to record an interception... Key part of a run defense that allowed just seven rushing touchdowns, tied for the third-lowest total in the NFL... Recorded his first career interception and the first interception by a Browns defensive lineman since Kendarr Lang (11/30/03) when he picked off a Matt Cassel pass against Kansas City (9/19)... Recorded first NFL career sack, for a loss of nine yards on Tom Brady, against New Eng-

land (11/7)... Also registered a sack at Jacksonville (11/21)... Notched a career-best 10 tackles at Cincinnati (12/19).

2009: Played in all 16 games with five starts... Recorded 38 tackles and one forced fumble... Joined starting lineup for the last five games following a season-ending leg injury to Shaun Rogers... In his five starts, the Browns held their opponent to under 100 yards rushing in three of them and permitted just one individual 100-yard rushing performance... Made first career start against San Diego (12/6)... Forced first career fumble at Baltimore (9/27).

2008: Played in 12 games in a reserve role... Inactive for four games... Posted 20 tackles and one fumble recovery on the year... Made NFL debut at defensive tackle at Baltimore (9/21)... Recovered a Fred Jackson fumble in Monday night game at Buffalo (11/17), which led to a Phil Dawson field goal... Was credited with a season-high seven tackles vs. Cincinnati (12/21).

COLLEGE

In two years at Iowa State University (2006-07), played in 24 games, starting 21 contests at nose guard... Recorded 76 tackles, with 2.5 sacks for 13 yards, one pass breakup, one fumble recovery and one forced

fumble... Named All-Big 12 Conference honorable mention as a senior... Lettered twice at Trinity Valley (Texas) Community College... In 2005, earned All-Southwest Football Junior College Conference first-team and NJCAA All-America honorable mention as an offensive tackle, the first time that he ever lined up on the offensive line during his career... In 2004, lettered as a defensive lineman... Majored in history.

PERSONAL/OFF THE FIELD

Born in Fort Belvoir, Va., and attended Escambia (Pensacola, Fla.) High School... Lettered as a defensive lineman and earned all-area and all-conference recognition as a senior... Founded the "Rubin's Warriors" season ticket program which provides tickets, apparel and food for Promise Academy of the Cleveland Metropolitan School District... Attended the same high school as Hall of Fame running back Emmitt Smith and current Browns running back Trent Richardson in Pensacola, Florida.

RUBIN'S SINGLE-GAME CAREER HIGHS

TACKLES: 10 at Cincinnati 12/19/10

SACKS: 1.5 vs. Miami 9/25/11

FORCED FUMBLE: 1, three times, most recent vs. Pittsburgh 11/25/12

RECOVERED FUMBLE: 1 at Buffalo 11/17/08

INTERCEPTIONS: 1 vs. Kansas City 9/19/10

RUBIN'S CAREER DEFENSIVE STATISTICS

		Tackles							Interceptions						Fumbles				Sp. T
Year	Team	GP	GS	Tot	Solo	Asst	Sk	Yds	No.	Yds	Lg	TD	PD	FF	FR	Yds	Tackle		
2008	Cleveland	12	0	20	11	9	0.0	0.0	0	0	0	0	0	0	1	0	0		
2009	Cleveland	16	5	38	23	15	0.0	0.0	0	0	0	0	0	1	0	0	0		
2010	Cleveland	16	16	82	57	25	2.0	17.0	1	1	1	0	2	0	0	0	0		
2011	Cleveland	16	16	83	56	27	5.0	36.5	0	0	0	0	0	0	0	0	0		
2012	Cleveland	13	13	44	30	14	2.0	13.0	0	0	0	0	2	2	0	0	0		
NFL Totals		73	50	267	177	90	9.0	66.5	1	1	1	0	4	3	1	0	0		

BRIAN SANFORD



70
DEFENSIVE LINE

HEIGHT: 6-2 **WEIGHT:** 280

COLLEGE: Temple

BIRTHDATE: September 12, 1987

HOW ACQUIRED: FA - '10

YEAR WITH BROWNS: 4th **YEAR IN NFL:** 4th

CAREER TRANSACTIONS

Originally signed by Cleveland as an undrafted free agent on May 17, 2010 after attending the team's rookie minicamp on a tryout basis... Waived by Cleveland on September 4, 2010... Signed by Cleveland to the practice squad on September 5, 2010... Signed by Cleveland to the active roster on November 13, 2010... Waived by Cleveland on September 3, 2011... Signed by Cleveland to the practice squad on September 4, 2011... Signed by Cleveland to the active roster on November 29,

2011... Waived by Cleveland on September 1, 2012... Signed by Cleveland to the practice squad on September 3, 2012... Signed by Cleveland to the active roster on October 27, 2012.

SEASONAL REVIEWS

2012: Spent the first seven weeks of the season on the practice squad before being signed to the active roster... Appeared in one game before being placed on injured reserve with a knee injury on November 2.

2011: Played in five games in a reserve role and recorded five tackles... Spent the first 12 weeks of the season on the Browns' practice squad... Made NFL debut vs. Baltimore (12/4).

2010: Inactive for all eight games while on the Browns' 53-man roster.

COLLEGE

Appeared in 43 games at Temple University (2006-09)... Posted 86 tackles, eight sacks, three forced fumbles and one blocked field goal... Majored in communications.

PERSONAL/OFF THE FIELD

Native of Hartford, Conn., where he attended Hartford Public High School... Also a standout in wrestling and track, participating in the shot put, discus and 110M hurdles... Has two sons (Dekwon and Demir)... Participates annually in the Carmine & Frank Mangini Foundation Football Fundamentals Minicamp in his hometown of Hartford.

SANFORD'S CAREER DEFENSIVE STATISTICS

Year	Team	Tackles							Interceptions					Fumbles					Sp. T Tackle
		GP	GS	Tot	Solo	Asst	Sk	Yds	No.	Yds	Lg	TD	PD	FF	FR	Yds			
2010	Cleveland	0	0	0	0	0	0.0	0.0	0	0	0	0	0	0	0	0	0		
2011	Cleveland	5	0	5	3	2	0.0	0.0	0	0	0	0	0	0	0	0	0		
2012	Cleveland	1	0	0	0	0	0.0	0.0	0	0	0	0	0	0	0	0	0		
NFL TOTALS		6	0	5	3	2	0.0	0.0	0	0	0	0	0	0	0	0	0		

MITCHELL SCHWARTZ

COLLEGE

Started all 51 career games at the University of California (2008-11)... Opened 35 contests at left tackle and 16 at right tackle... Earned All-Pac 12 Conference and Academic All-Conference honors all four seasons... As a senior, opened all 13 games at left tackle, while helping Cal average 28.3 points and 401.5 yards per game... Started all 12 games at left tackle as a junior... Opened all 13 games at right tackle as a sophomore... As a redshirt freshman, started the first three games at right tackle before opening on the left side for the final 10 contests... Earned a degree in American Studies.

PERSONAL/OFF THE FIELD

Native of Pacific Palisades, Calif., where he attended Palisades Charter High School... Team captain who was a two-way tackle... Brother, Geoff, currently plays for the Kansas City Chiefs... Likes to cook... Enjoys reading books.

SCHWARTZ'S CAREER GAMES PLAYED

Year	Team	Regular Season		Postseason	
		GP	GS	GP	GS
2012	Cleveland	16	16	0	0



72
OFFENSIVE LINE

HEIGHT: 6-5 WEIGHT: 320

COLLEGE: California

BIRTHDATE: June 8, 1989

HOW ACQUIRED: D2 - '12

YEAR WITH BROWNS: 2nd YEAR IN NFL: 2nd

CAREER TRANSACTIONS

Originally drafted by Cleveland in the second round (37th overall) of the 2012 NFL Draft.

SEASONAL REVIEWS

2012: Started all 16 games at right tackle and took part in every offensive snap... Named to the PFW/PFWA All-Rookie team... The only Browns rookie to start all 16 games and one of six NFL rookie offensive linemen to start every game... Part of a line that helped pave the way for Trent Richardson who rushed for 950 yards, 11 touchdowns and 1,317 total yards from scrimmage – all of which were Browns rookie records.

JARROD SHAW



74
OFFENSIVE LINE

HEIGHT: 6-3 WEIGHT: 316

COLLEGE: Tennessee

BIRTHDATE: January 7, 1988

HOW ACQUIRED: FA - '11

YEAR WITH BROWNS: 3rd YEAR IN NFL: 3rd

CAREER TRANSACTIONS

Originally signed by Cleveland as an undrafted free agent on July 30, 2011... Waived by Cleveland on September 3, 2011... Signed by Cleveland on September 3, 2011... Signed by Cleveland on September 3, 2011...

land to the practice squad on September 4, 2011... Re-signed by Cleveland on January 3, 2012... Waived by Cleveland on August 31, 2012... Signed by Cleveland to the practice squad on September 1, 2012... Signed by Cleveland to the active roster on October 22, 2012.

SEASONAL REVIEWS

2012: Spent the first seven week on the practice squad before being inactive for the final nine games.

2011: Spent the entire season on the Browns' practice squad.

COLLEGE

Started 16 of 23 career games at the University of Tennessee (2007-10)... Opened games at both guard spots and left tackle... Started all 13 games as a senior with eight at right guard and five at left guard.

PERSONAL/OFF THE FIELD

Native of Lafayette, La., where he attended Northside High School... Helped his team to the state championship game as a junior... Also played basketball... Lists "Harlem Nights" as his favorite.

JABAAL SHEARD



97

LINEBACKER

HEIGHT: 6-2 **WEIGHT:** 255

COLLEGE: Pittsburgh

BIRTHDATE: May 10, 1989

HOW ACQUIRED: D2a - '11

YEAR WITH BROWNS: 3rd **YEAR IN NFL:** 3rd

CAREER TRANSACTIONS

Originally drafted by Cleveland in the second round (37th overall) of the 2011 NFL Draft.

SEASONAL REVIEWS

2012: Started all 16 games at left end and collected 53 tackles, a team-high seven sacks, and a forced fumble... Six of his seven sacks came over the final half of the season... Became the first player to lead the Browns in sacks in consecutive seasons since linebacker Kamerion Wimbley (2006-07) and first defensive lineman since Michael Dean Perry (1990-91)... Tied a career-high with two sacks in the season finale at Pittsburgh (12/30).

2011: Started all 16 games, one at right end and the last 15 on the left side... Named to the PFW/PFWA All-Rookie team... Posted 55 tackles, a team-best 8.5 sacks, a team-high five forced fumbles, a fumble recovery and two pass breakups... Sack total tied for 12th in the AFC, was second among AFC rookies (Denver LB Von Miller, 11.5) and was third among NFL rookies (San Francisco LB Aldon Smith, 14)... Sack total led all NFL rookie linemen... Tackle total was third among NFL rookie linemen, trailing only teammate Phil Taylor (59) and Houston's J.J. Watt (56)... Five forced fumbles tied for third in the NFL, along with St. Louis' Quintin Mikell, trailing only Baltimore's Terrell Suggs (7) and Detroit's Cliff

Avril (6)... Along with DT Phil Taylor and LG Jason Pinkston was one of three Browns rookies to start all 16 games in 2011... Along with Taylor, it marked the first time that two rookie defensive linemen have started all 16 games for the same team in the same year since 1992, when Tampa Bay's Santana Dotson and Mark Wheeler did it... Notched first career sack with an eight-yard takedown of Kerry Collins at Indianapolis (9/18)... Recorded a career-best nine tackles, including a strip sack of Joe Flacco vs. Baltimore (12/4)... Recorded first multiple sack game of career after totaling two at Arizona (12/18).

COLLEGE

Opened 38 of his 47 career games at the University of Pittsburgh (2007-10)... Recorded 142 career tackles, 19.5 sacks, five forced fumbles and two fumble recoveries... Named consensus first team All-America, all-league first team and selected the Big East Conference Defensive Player of the Year in 2010... Recorded 52 tackles, nine sacks, four forced fumbles and two fumble recoveries in 12 games while serving as a team captain as a senior... Part of a unit that ranked eighth in the nation in total defense (305.08 ypg) and 17th nationally in run defense (120.00 ypg)... Earned second team All-Big East honors as a junior after starting all 13 games, posting 42 tackles and five sacks... Started all 13 games as a sophomore, finishing with 45 tackles and 5.5 sacks... Appeared in nine contests as a true freshman when he tallied three tackles... Majored in administration of justice.

PERSONAL/OFF THE FIELD

Born Jabaal Lamar Sheard and is a native Hollywood, Fla., where he attended Hollywood Hills High School... Also competed in track in the 200M and earned All-Broward County honors in the shot put, placing fourth at the state finals... Has a son (Jaiden)... Awarded a bravery medal when he helped an elderly woman escape from her burning home in Florida when he was 11 years old... Founded the "Jabaal's Ballers" season ticket program which provides tickets, apparel and food for City Year, which benefits Cleveland's underserved youth... Serves as the club's official United Way representative with his "Team Sheard" initiative, which uses social media to recruit volunteer readers, tutors and mentors.

SHEARD'S SINGLE-GAME CAREER HIGHS

TACKLES: 9 vs. Baltimore 12/4/11

SACKS: 2 at Arizona 12/18/11; at Pittsburgh 12/30/12

RECOVERED FUMBLES: 1 at Indianapolis 9/18/11

FORCED FUMBLE: 1, six times, most recent vs. Washington 12/16/12

SHEARD'S CAREER DEFENSIVE STATISTICS

		Tackles							Interceptions					Fumbles					Sp. T
Year	Team	GP	GS	Tot	Solo	Asst	Sk	Yds	No.	Yds	Lg	TD	PD	FF	FR	Yds	Tackle		
2011	Cleveland	16	16	55	39	16	8.5	73.5	0	0	0	0	1	5	1	5	0		
2012	Cleveland	16	16	53	36	17	7.0	55.0	0	0	0	0	4	1	0	0	0		
NFL	Totals	32	32	108	75	33	15.5	128.5	0	0	0	0	5	6	1	5	0		

BROWNS BACKERS WORLDWIDE

The Browns Backers Worldwide (BBW) is the official fan club of the Cleveland Browns and is one of the largest organized fan clubs in professional sports. There are more than 105,000 official members in 67 different countries. There are currently 361 official BBW clubs in 11 countries, 140 of the clubs are in Ohio, 202 are out of state with 19 stationed internationally, and there is at least one club in all 50 states. Browns Backers members receive numerous benefits, including discounts to the team shop and special invitations including 'Backer Bashes' that are held prior to selected home games. On gamedays, all Browns Backers may stop by the Browns Backers booth located at Section 136 to receive a free gift. Membership is free and available at ClevelandBrowns.com. The Pro Football Hall of Fame is a Proud Supporter of Browns Backers Worldwide.

BUSTER SKRINE



22
DEFENSIVE BACK

HEIGHT: 5-9 **WEIGHT:** 185

COLLEGE: Chattanooga

BIRTHDATE: April 26, 1989

HOW ACQUIRED: D5a - '11

YEAR WITH BROWNS: 3rd **YEAR IN NFL:** 3rd

CAREER TRANSACTIONS

Originally drafted by Cleveland in the fifth round (137th overall) of the 2011 NFL Draft.

SEASONAL REVIEWS

2012: Played in all 16 regular season games with six starts... Posted 73 tackles and 11 passes defended, which ranked second on the team... Also recovered a fumble... Added 11 stops on special teams, a figure that was second on the club... Recorded a career-high 10 tackles against Cincinnati (10/14)... Part of a kickoff coverage unit that ranked second in the NFL, having allowed a 19.8-yard average on 43 returns... Recovered a fumble forced by Juqua Parker against Pittsburgh (11/25), which was one of eight total turnovers forced by the Browns on the day.

2011: Played in all 16 games in a reserve role... Helped the Browns finish second in the NFL in pass defense, Cleveland's highest finish in that category since 1962... Tallied 10 tackles, an interception and a pair of passes defended on defense... Also posted nine special teams tackles,

a figure that was third on the squad.... Returned three kickoffs for a 24.0-yard average with a long of 32... Recorded first career interception off a John Skelton pass at Arizona (12/18).

COLLEGE

Appeared in 42 games at the University of Tennessee - Chattanooga (2007-10) with 30 starts... Totaled 155 career tackles and five interceptions, including a 46-yard return for a touchdown, which was the 11th longest return in school annals... Also returned 40 kickoffs for 891 yards (22.3 avg.)... Named to the All-Southern Conference first team as a junior and senior... Helped the team rank 13th nationally in pass defense (158.91 ypg) in 2009... Saw action on both sides of the ball as a true freshman, totaling two interceptions while adding 12 rushing yards on two carries and one reception for 10 yards... Also competed on the indoor track team in 2008, earning All-Southern Conference honors in the 4x100 meter relay... Majored in business management.

PERSONAL/OFF THE FIELD

Born Daryl Skrine but goes by the nickname Buster... Native of Woodstock, Ga., where he attended Etowah High School... Earned all-county, all-region and all-state honors and was named the Cherokee County Player of the Year as a senior... Also competed in track, winning the county championship in the triple jump and finishing second in the long jump... Lists nachos as his favorite food... Active in the Cleveland community, volunteering for 'Shop with a Pro' events... Established "The Skrine Pro Speed Academy" in 2012 to train high school and collegiate athletes in speed performance.

SKRINE'S SINGLE-GAME CAREER HIGHS

TACKLES: 10 vs. Cincinnati 10/14/12

INTERCEPTIONS: 1 at Arizona 12/18/11

INT RETURN YARDS: 5 at Arizona 12/18/11

LONG INT RETURN: 5 at Arizona 12/18/11

PBU: 3 at N.Y. Giants 10/7/12

FUMBLES RECOVERED: 1 vs. Pittsburgh 11/25/12

SKRINE'S CAREER DEFENSIVE STATISTICS

Year	Team	GP	GS	Tackles					Interceptions					Fumbles				Sp. T Tackle
				Tot	Solo	Asst	Sk	Yds	No.	Yds	Lg	TD	PD	FF	FR	Yds	TD	
2011	Cleveland	16	0	10	8	2	0.0	0.0	1	5	5	0	2	0	0	0	0	9
2012	Cleveland	16	6	73	65	8	0.0	0.0	0	0	0	0	11	0	1	0	0	11
NFL	Totals	32	6	83	73	10	0.0	0.0	1	5	5	0	13	0	1	0	0	20

DOUBLE YOUR PLEASURE

In 1985, Browns running backs Kevin Mack and Earnest Byner became the third tandem in NFL history to rush for 1,000 yards or more in the same season. That year, Mack accounted for 1,104 yards rushing (222 atts., 7 TDs) while Byner tallied 1,002 yards (244 atts., 8 TDs). In fact, Byner surpassed the 1,000-yard plateau with a 101-yard effort in the finale at the New York Jets on December 22. His rushing total that day included a 9-yard run on the game's final play from scrimmage. Previously, teams that had dual 1,000-yard rushers were Miami in 1972 (Larry Csonka-1,117, Mercury Morris-1,000) and Pittsburgh in 1976 (Franco Harris-1,128, Rocky Bleier-1,036). Since Mack and Byner accomplished the feat, it has been done three times. In 2006, Falcons running back Warrick Dunn (1,140) and quarterback Michael Vick (1,039) did it. They were followed by the 2008 New York Giants (Brandon Jacobs-1,089, Derrick Ward-1,025) and the 2009 Carolina Panthers (Jonathan Stewart-1,133, DeAngelo Williams-1,117).

BRAD SMELLEY



47

TIGHT END

HEIGHT: 6-2 **WEIGHT:** 235

COLLEGE: Alabama

BIRTHDATE: May 20, 1989

HOW ACQUIRED: D7b - '12

YEAR WITH BROWNS: 2nd **YEAR IN NFL:** 2nd

CAREER TRANSACTIONS

Originally drafted by Cleveland in the seventh round (247th overall) of the 2012 NFL Draft with a compensatory pick... Waived by Cleveland on August 31, 2012... Signed by Cleveland to the practice squad on September 1, 2012... Signed by Cleveland to the active roster on December 10, 2012.

SEASONAL REVIEWS

2012: Spent the first 14 week of the season the practice squad and the final three weeks on the active roster, where he appeared in two contests... Made NFL debut in a reserve role at Denver (12/23) and caught one pass for three yards.

COLLEGE

Four-year letterman at the University of Alabama (2008-11)... Appeared in 47 games as a tight end and H-back... Recorded 54 career receptions for 559 yards with four touchdowns... Also notched one rushing attempt for one yard... As a senior, appeared in all 13 games with 10 starts at tight end and tallied 34 receptions for 356 yards and four touchdowns... Majored in business administration.

PERSONAL/OFF THE FIELD

Native of Tuscaloosa, Ala., where he attended American Christian Academy High School... Lead team to state semifinals as a quarterback as a senior... Also played baseball and helped his team capture three state titles... Brother, Chris, was a quarterback at South Carolina, before transferring to Alabama where he played baseball... Enjoys duck and turkey hunting during his spare time... Is an avid golfer.

SMELLEY'S CAREER OFFENSIVE STATISTICS

Year	Team	GP	GS	Receiving			Lg	TD	Rushing			Lg	TD
				Rec	Yds	Avg			Att	Yds	Avg		
2012	Cleveland	2	0	1	3	3.0	3	0	0	0	0.0	0	0

PHIL TAYLOR



98

DEFENSIVE LINE

HEIGHT: 6-3 **WEIGHT:** 335

COLLEGE: Baylor

BIRTHDATE: April 7, 1988

HOW ACQUIRED: D1 - '11

YEAR WITH BROWNS: 3rd **YEAR IN NFL:** 3rd

CAREER TRANSACTIONS

Originally drafted by Cleveland in the first round (21st overall) of the 2011 NFL Draft with a choice acquired from Kansas City in exchange for the Browns' first (27th overall) and third (70th overall) round selections.

SEASONAL REVIEWS

2012: Played in eight games with seven starts... Registered 14 tackles, a sack and a fumble recovery... Started the season on Reserve/PUP and missed the first eight games after sustaining a pectoral injury in the off-season... Recorded a sack and a fumble recovery vs. Pittsburgh (11/25),

which was one of eight turnovers forced by the Browns defense on the day.

2011: Started all 16 games at defensive tackle... Named to the PFWA/PFWA All-Rookie team... Collected 59 tackles, four sacks, a forced fumble and a pass defensed... Tackle total was 11th among all NFL rookies and first among rookie linemen... Sack total was second among NFL rookie interior linemen, trailing only Tennessee's Karl Klug (7)... Along with DE Jabaal Sheard and LG Jason Pinkston was one of three Browns rookies to start all 16 games in 2011... Along with Sheard, it marked the first time that two rookie defensive linemen have started all 16 games for the same team in the same year since 1992, when Tampa Bay's Santana Dotson and Mark Wheeler started each contest... Recorded first career sack after taking down Chad Henne for a three-yard loss vs. Miami (9/25)... Also notched sacks at Oakland (10/16), at San Francisco (10/30) and against St. Louis (11/13)... Posted a season-high nine tackles vs. Jacksonville (11/20).

COLLEGE

Started 27 of 44 contests combined at both Penn State University (2006-07) and Baylor University (2009-10)... Collected 107 tackles, 5.5 sacks, two fumble recoveries, a forced fumble, an interception and two blocked kicks... Started all 13 games as a senior, recording a career-best 62 tackles, two sacks and one forced fumble en route to earning All-Big 12 second team honors... In his first season at Baylor (2009), started nine of the 12 contests in which he appeared totaling 25 tackles, half a sack, and two blocked kicks... Saw action in 12 games, starting the final five, with 20 tackles, three sacks and a pair of fumble recoveries as a sophomore for Penn State... Part of a Nittany Lion defensive line that ranked seventh nationally in rushing defense (93.8 ypg), allowing only three runs of longer

than 18 yards in 449 attempts in 2007... Appeared in seven games as a true freshman and did not record any statistics... Graduated with a degree in general studies.

PERSONAL/OFF THE FIELD

Born Phillip Eugene Taylor... Native of Clinton, Md., who attended Gwynn Park High School in Brandywine, Md.... Played on both the offensive and defensive lines... Earned all-state and Washington All-Metro first team honors as a senior after recording 77 tackles and 10 sacks as a senior... Traveled to Kenya on a mission trip with Baylor student-athletes in May 2010... Created the TaylorMade98 Foundation which was established in 2011 and encourage kids to be responsible leaders within their family and

community... Founded the "TaylorMade98" season ticket program which provides tickets, apparel and food for kids... Established the "We Are West Texas" campaign, which sells t-shirts with all proceeds being donated to the families of the first responders of the fertilizer plant explosion in the city of West Texas.

TAYLOR'S SINGLE-GAME CAREER HIGHS

TACKLES: 9 vs. Jacksonville 11/20/11

SACKS: 1, five times, most recent vs. Pittsburgh 11/25/12

FUMBLES RECOVERED: 1 vs. Pittsburgh 11/25/12

FORCED FUMBLE: 1 at San Francisco 10/30/11

TAYLOR'S CAREER DEFENSIVE STATISTICS

Year	Team	GP	GS	Tackles					Yds	Interceptions					Fumbles			Sp. T
				Tot	Solo	Asst	Sk			No.	Yds	Lg	TD	PD	FF	FR	Yds	
2011	Cleveland	16	16	59	37	22	4.0	14.0	0	0	0	0	1	1	0	0	0	0
2012	Cleveland	8	7	14	12	2	1.0	6.0	0	0	0	0	0	0	1	0	0	0
NFL Totals		24	23	73	49	24	5	20	0	0	0	0	1	1	1	0	0	0

JOE THOMAS




73
OFFENSIVE LINE

HEIGHT: 6-6 **WEIGHT:** 312

COLLEGE: Wisconsin

BIRTHDATE: December 4, 1984

HOW ACQUIRED: D1a - '07

YEAR WITH BROWNS: 7th YEAR IN NFL: 7th

CAREER TRANSACTIONS

Originally drafted by Cleveland in the first round (3rd overall) of the 2007 NFL Draft.

Pro Bowl Selections: 6 (2007, 2008, 2009, 2010, 2011, 2012).

SEASONAL REVIEWS

2012: Along with Phil Dawson and D'Qwell Jackson, served as one of three season-long team captains... Has started all 96 career games at left tackle and has not missed an offensive snap since joining the Browns as the third overall pick in the 2007 draft... His streak of 96 straight games is tied for the sixth longest among current streaks for NFL offensive linemen... Voted as a starter to the AFC Pro Bowl squad, the sixth straight year to open his career that he has been selected as a Pro Bowler... Joins Hall of Fame running back Jim Brown (1958-66) as the only Browns selected to the Pro Bowl in each of their first six seasons in the league... Is one of six Browns to earn Pro Bowl honors six or more times... Named to The Sporting News All-Pro team and the Associated Press All-Pro second team... Part of a line that helped pave the way for Trent Richardson who rushed for 950 yards, 11 touchdowns and 1,317 total yards from scrimmage – all of which were Browns rookie records.

2011: Opened all 16 games at left tackle and did not miss an offensive snap... Named as a starter to the AFC Pro Bowl squad for the fifth

consecutive season... Selected as a first-team All-Pro by the Associated Press... Chosen to SI.com's All-Pro team... Named to the Pro Football Weekly/Professional Football Writers of America All-NFL team... Part of an offensive line that led the way for 100-yard rushing performances by Chris Ogbonnaya (115 yards vs. Jacksonville 11/20) and Peyton Hillis (112 yards at Baltimore 12/24).

2010: Started all 16 games at left tackle and did not miss an offensive snap... Voted as a starter to the AFC Pro Bowl squad, the fourth straight year in which he was a member of the team... He is one of 19 Browns to earn Pro Bowl status four or more times and just one of five offensive linemen in club history to notch four or more consecutive trips... Selected as a first-team All-Pro selection by the Associated Press... Named to the Pro Football Weekly/Professional Football Writers of America All-NFL team... Selected to The Sporting News All-Pro team... Voted a co-captain on offense... Part of an offensive line that led the way for five individual 100-yard rushing performances and a running game that averaged 4.0 yards per rush attempt... Helped Peyton Hillis rush for 1,177 rushing yards and 11 touchdowns, tied for the fourth-highest total in the AFC and sixth in the NFL... In addition, the line allowed either none or only one sack seven times over the course of the season.

2009: Started all 16 games at left tackle and did not miss an offensive snap for the third year in a row... Named to third consecutive Pro Bowl to become the first Browns offensive lineman to do so since Hall of Famer Gene Hickerson (1969-71)... Selected as a first-team All-Pro selection by the Associated Press... Chosen to SI.com's All-Pro team... Named to the Pro Football Weekly/Professional Football Writers of America All-NFL team... Voted a co-captain on offense... Helped the Browns to an average of 130.4 rushing yards per game, the eighth-most in the NFL... Helped pave the way for an individual club-record 286 rushing yards by Jerome Harrison at Kansas City (12/20)... Helped the team post four consecutive contests with more than 160 yards rushing, becoming the first Browns team to do that since 1968... Unit also allowed just 30 sacks, including only seven over the final seven games.

2008: Started all 16 games at left tackle and was named the starter for the AFC Pro Bowl squad for the second straight season... A second-team All-League selection by the Associated Press... Helped pave the way for Jamal Lewis to gain 1,000 yards for the second straight season... Played every offensive snap for the second consecutive season.

2007: In his rookie season, started all 16 games at left tackle and was named to the AFC Pro Bowl squad... Was one of only two Browns to take part in every offensive snap (C Hank Fraley)... Part of an offensive line that allowed only 19 sacks, which tied for third-fewest in the NFL and ranked as tied for third fewest in franchise history... Helped Jamal Lewis to rush for more than 1,000 yards in his first season in Cleveland... Named NFL Offensive Rookie of the Month for November as the Browns went 3-1 that month and averaged 401.7 yards of total offense in those three wins... Was only the fourth NFL rookie offensive lineman to reach the Pro Bowl at the time, joining Marcus McNeill (San Diego, 2007), Richmond Webb (Miami, 1991) and Chris Hinton (Baltimore, 1984)... Became the first Browns rookie selected to the Pro Bowl since linebacker Chip Banks (1982 season) and the first offensive lineman since right tackle Cody Risien (1987 season).

COLLEGE

In 50 games at the University of Wisconsin (2003-06), started 38 contests at left offensive tackle and one at left defensive end... Only the fifth player in school history to be a semifinalist for the Lombardi Award (2005-06), given to the nation's outstanding college lineman... Also was only the second to receive that recognition twice in a career... In 2006, became the first Wisconsin player to win the Outland Trophy, given to the nation's top lineman, and the first Badger offensive lineman since Chris McIntosh in 1999 to earn Associated Press All-America first-team honors... In track, set the school indoor record in the shot put with a 62'1 1/4" toss in 2005... Also excelled in the classroom; three times earning ESPN Academic All-District V and Academic All-Big Ten Conference honors... As a senior in 2006, was a unanimous All-America first-team selection... A team captain was also the recipient of the National Scholar-Athlete Postgraduate Scholarship (\$18,000) from the National Football Foundation and Hall of Fame... Also was a finalist for the Draddy Trophy, the National Football Foundation's academic award for college football's top scholar athlete... Finalist for the Wuertel Trophy for community service, academic and athletic achievement... Appeared in 11 games as a true freshman at tight end in short-yardage situations... Shifted to left defensive end, starting vs. Auburn in the Music City Bowl when injuries depleted the Badgers' defensive line... Also appeared on the offensive line, becoming the first true freshman in the Barry Alvarez era to accomplish that feat... Business major, with an emphasis in real estate and urban land economics.

TREVIN WADE



26

DEFENSIVE BACK

HEIGHT: 5-10 **WEIGHT:** 190

COLLEGE: Arizona

BIRTHDATE: August 1, 1989

HOW ACQUIRED: D7a - '12

YEAR WITH BROWNS: 2nd **YEAR IN NFL:** 2nd

CAREER TRANSACTIONS

Originally drafted by Cleveland in the seventh round (245th overall) of the 2012 NFL Draft with a compensatory pick.

PERSONAL/OFF THE FIELD

Born in Brookfield, Wis., where he attended Brookfield Central High School... Also lettered four times in both track and basketball... Captained the football and basketball teams his senior year and was a four-time Honor Roll student, in addition to garnering U.S. Army Academic All-America honors... In track, finished fifth in the national finals in the shot put as a junior and was second in the shot put and 10th in the discus at the 2003 Adidas Outdoor Championships... Won the 2003 Wisconsin state title in the shot put and discus and was the conference, regional and sectional champion in the shot put and discus during his final season... Married (Annie) with a daughter (Logan)... Wife is a former University of Wisconsin basketball player... Named the 2010 and 2012 Cleveland Browns Walter Payton Man of the Year to become the only player in team history to earn the distinction twice... Selected as one of three finalists for the 2012 NFL Walter Payton Man of the Year award... Also selected as a finalist for the 2013 Bart Starr award for community service... Voted as the 2010 PFWA Dino Lucarelli Good Guy award winner... Embarked on a weeklong visit to U.S. troops at military bases throughout Southwest Asia as part of the NFL-USO program during the 2010 offseason... Founded the "Blue Collar Corner" season ticket program which provides tickets, apparel and food for the Cleveland Building and Trades Council and the "Thomas' Troops" season ticket program which provides tickets, apparel and food for the USO of Northern Ohio... An avid outdoorsman who co-hosted 'Outdoors Ohio' on SportsTime Ohio with D'Arcy Egan.

THOMAS' CAREER GAMES PLAYED

Year	Team	Regular Season		Postseason	
		GP	GS	GP	GS
2007	Cleveland	16	16	0	0
2008	Cleveland	16	16	0	0
2009	Cleveland	16	16	0	0
2010	Cleveland	16	16	0	0
2011	Cleveland	16	16	0	0
2012	Cleveland	16	16	0	0
Career		96	96	0	0

SEASONAL REVIEWS

2012: Played in 13 games in a reserve role... Posted 11 tackles and a pass breakup on defense... Added six stops on special teams... Part of a kickoff coverage unit that ranked second in the NFL, allowing a 19.8-yard average on 43 kickoff returns... Was inactive for three games over the course of the year... Made NFL debut at Cincinnati (9/16) and tallied one tackle.

COLLEGE

Four-year letterman at the University of Arizona (2008-11)... Opened 35 of his 50 career games and totaled 180 tackles, 12 interceptions and one forced fumble... Finished career ranked eighth in school history with 28 passes defended... Also returned two interceptions for touchdowns... Majored in economics.

PERSONAL/OFF THE FIELD

Native of Round Rock, Texas, and attended Stony Point High School... Also played quarterback, running back and receiver in high school... Also lettered in basketball... Volunteers with the Special Olympics... Training for his pilot's license... Considers himself a movie buff... Enjoys ballroom dancing and boxing.

WADE'S CAREER DEFENSIVE STATISTICS

Year	Team	Tackles							Interceptions					Fumbles				Sp. T
		GP	GS	Tot	Solo	Asst	Sk	Yds	No.	Yds	Lg	TD	PD	FF	FR	Yds	Tackle	
2012	Cleveland	13	0	11	8	3	0.0	0.0	0	0	0	0	1	0	0	0	6	

T.J. WARD



43

DEFENSIVE BACK

HEIGHT: 5-10 WEIGHT: 200

COLLEGE: Oregon

BIRTHDATE: December 12, 1986

HOW ACQUIRED: D2a - '10

YEAR WITH BROWNS: 4th YEAR IN NFL: 4th

CAREER TRANSACTIONS

Originally drafted by Cleveland in the second round (38th overall) of the 2010 NFL Draft.

SEASONAL REVIEWS

2012: Started the first 14 regular season games at strong safety... Registered 68 tackles, a sack, an interception, four passes defended and a team-high three forced fumbles... Named as the strong safety on Sports Illustrated's SI.com All-Pro team... Forced a career-high two fumbles against Pittsburgh (11/25), which were two of eight turnovers forced by the Browns defense on the day... Became the first Brown to have two forced fumbles in a game since Chris Crocker on October 9, 2005 against Chicago... Picked off a Kirk Cousins pass and returned it 37 yards against Washington (12/16)... Placed on injured reserve with a knee injury on December 18.

2011: Started each of the first eight games at strong safety... Inactive for the next six with a foot sprain sustained at Houston (11/6) before being placed on injured reserve on December 22... Helped the Browns finish second in the NFL in pass defense, Cleveland's highest finish in that category since 1962... Notched 38 tackles, a sack, three passes defended and a forced fumble... Added one tackle on special teams... Notched first career sack with an eight yard takedown of Charlie Whitehurst against Seattle (10/23).

2010: Started all 16 games, becoming the first Browns rookie defensive back to do that since Antonio Langham in 1994... Led the team with 105 tackles, a figure which also topped all NFL rookies... Added two interceptions, 10 passes defended and a forced fumble... Interception total tied for second on the club... Recorded a team-high 18 tackles on special teams... Part of a kickoff coverage group that led the NFL by allowing an average of only 17.8-yards per return... Also a member of a punt cov-

erage unit that allowed an average of 7.1 yards per return, a figure that was fifth-best in the NFL... Became the first rookie to lead the Browns in defensive tackles since linebacker Wail Rainer in 1999... Named the Browns' Maurice Bassett award winner in 2010 for the most outstanding rookie in training camp... Became the first rookie to start a season opener (at Tampa Bay, 9/12) at safety for the Browns since Brian Washington in 1988... In that opener, Ward also established a season-high with 10 tackles on defense, a figure he would later match at Pittsburgh (10/17)... Also forced a fumble in the opener... Blocked a 30-yard field goal attempt against Atlanta (10/10)... Recorded two interceptions off David Garrard at Jacksonville (11/21) to become the first Browns rookie since December 16, 2001 (Anthony Henry vs. Jacksonville) to record a multi-interception game... Posted a season-high four special teams tackles, three of which came on punt coverage, at Buffalo (12/12)... Named by the PFW/PFWA to the All-Rookie team as both a safety and special teamer.

COLLEGE

A former walk-on at the University of Oregon (2006-09)... Recorded 190 tackles, three interceptions and one sack in 37 career games... Saw action in eight contests as a redshirt senior, recording one interception and ranking fifth on the team with 68 tackles, despite missing five games... Ended his collegiate career with a 10-tackle performance vs. Ohio State in the Rose Bowl... Appeared in 13 games as a junior, leading Oregon with 101 tackles, ranking fifth in the conference... Earned honorable mention Pacific-10 all-conference honors in 2008... Majored in sociology.

PERSONAL/OFF THE FIELD

Full name is Terrell Ray Williams Ward Jr... Native of San Francisco, Calif., and attended De La Salle (Concord, Calif.) High School... Helped De La Salle extend its winning streak to 151 games and three straight national championships... Father, Terrell, was drafted by the Philadelphia Eagles in the seventh round of the 1980 draft out of San Diego State University... Younger brother, Terron, is a junior running back at Oregon State University... Active in the Cleveland community, volunteering at local hospitals and schools... Established the T.J. Ward foundation, which focuses on education, family values and community service... Founded the "T.J.'s Ward" season ticket program which provides tickets, apparel and food for the Boys & Girls Club... Hosts an annual holiday shopping trip for kids in need... Partnered with The Cleveland Courage Fund for a "Cleveland Cares Foundation" event which donated charitable contributions to the fund.

WARD'S SINGLE-GAME CAREER HIGHS

TACKLES: 10, twice, most recent at Pittsburgh 10/17/10

FORCED FUMBLE: 2 vs. Pittsburgh 11/25/12

INTERCEPTIONS: 2 at Jacksonville 11/21/10

INT RETURN YARDS: 39 at Jacksonville 11/21/10

LONG INT RETURN: 23 at Jacksonville 11/21/10

SACKS: 1 vs. Seattle 10/23/11; vs. Philadelphia 9/9/12

WARD'S CAREER DEFENSIVE STATISTICS

Year	Team	Tackles							Interceptions				Fumbles				Sp. T
		GP	GS	Tot	Solo	Asst	Sk	Yds	No.	Yds	Lg	TD	PD	FF	FR	Yds	Tackle
2010	Cleveland	16	16	105	80	25	0.0	0.0	2	39	23	0	10	1	0	0	18
2011	Cleveland	8	8	38	27	11	1.0	7.0	0	0	0	0	3	1	0	0	1
2012	Cleveland	14	14	68	50	18	1.0	10.0	1	37	37	0	4	3	0	0	0
NFL	Totals	38	38	211	157	54	2	17	3	76	37	0	17	5	0	0	1

Additional Special Team Stats: Blocked Field Goal: 1 in 2010

BRANDON WEEDEN



3

QUARTERBACK

HEIGHT: 6-3 WEIGHT: 220

COLLEGE: Oklahoma State

BIRTHDATE: October 14, 1983

HOW ACQUIRED: D1b - '12

YEAR WITH BROWNS: 2nd YEAR IN NFL: 2nd

CAREER TRANSACTIONS

Originally drafted by Cleveland in the first round (22nd overall) of the 2012 NFL Draft with a choice acquired from Atlanta in 2011 along with the Falcons' 2011 first (27th), second (59th) and fourth (124th) round picks and 2012 fourth round pick for the Browns' 2011 first round pick (sixth overall).

SEASONAL REVIEWS

2012: Started and played in 15 games... Completed 297 of 517 passes for 3,385 yards with 14 touchdowns and 17 interceptions... Also rushed for 111 yards on 27 carries, the third-highest total on the team... His 3,385 passing yards were a Browns rookie record, the seventh-highest figure ever by an NFL rookie and the 10th-most by any Browns quarterback... Finished second among NFL rookies in passing yards (3,385), passing first downs (168) and completions of 20+ yards (48)... Set a Browns rookie record with five wins... Became one of only five Browns quarterbacks to have three or more 300-yard passing games in the same season, joining Derek Anderson (3 in 2007), Bernie Kosar (3 in 1986 and 1987), Brian Sipe (4 in 1979 and 1983; 6 in 1980) and Otto Graham (3 in 1950)... Joined Derek Anderson (3,787 in 2007) and Tim Couch (3,040 in 2001) as the only Browns to amass 3,000 yards since 1999... Became the first rookie quarterback ever to start for the Browns on opening day... First career touchdown pass came on a 32-yard screen pass to Trent Richardson at Cincinnati (9/16)... Threw for 322 yards against the Bengals and along with Richardson's 109 rushing yards, they became the first pair of NFL rookies to throw for 300+ yards and rush for 100+ yards in the same game since the St. Louis Rams on December 15, 1996 (Tony Banks 304 passing yards and Lawrence Phillips 112 rushing yards at Atlanta)... Connected with Josh Gordon for a 71-yard touchdown against Cincinnati (10/14), which marked the second-longest touchdown pass by a Browns rookie, trailing only a 78-yarder by Tim Couch on November 28, 1999... Totaled a Browns single-game rookie record with 364 passing yards at Oakland (12/2)... Yardage total was also the third-highest by a Brown on the road... Completed a 69-yard touchdown pass to Travis Benjamin vs. Washington (12/16), marking the third-longest touchdown pass by a Browns rookie... Inactive for the season finale with a right shoulder injury.

COLLEGE

Started the final 26 games of his 30-game career at Oklahoma State University (2008-11)... Completed 767 of 1,103 career passes for 9,260 yards and 75 touchdowns... Yardage and passing touchdown totals were both school records... As a senior, finished second in the nation with 4,727 passing yards, while completing 409 of 565 passes with 37 touchdowns... Yardage and passing touchdown totals were both OSU single-season records... Set the school's single-game passing yardage record with 502 yards against Kansas State... As a junior, completed 342 of 511 passes for 4,277 yards with 34 touchdowns... Appeared in three games as a sophomore, completing 15 of 24 passes for 248 yards with four touchdowns... Saw action in one game in 2008 after redshirting as a freshman... Majored in business management.

MAJOR LEAGUE BASEBALL

As a pitcher, was the first player chosen by the New York Yankees (second round-71st overall) in the 2002 MLB Draft... Selected to the 2002 New York-Penn League (Class A) All-Star Game... Traded to the Los Angeles Dodgers following the 2003 season in a deal that sent pitcher Kevin Brown to the Yankees... Selected by the Kansas City Royals in the Rule Five Draft following the 2005 season... Final season was in 2006 with the High Desert Mavericks (Class A).

PERSONAL/OFF THE FIELD

Native of Edmond, Okla., where he attended Santa Fe High School... Threw for the second-most yards in the state of Oklahoma as senior in 2001, after totaling 2,863 yards with 25 touchdowns... An all-state selection in football, baseball and as a forward in basketball... Married (Melanie)... Active in the Cleveland community, volunteering at local hospitals and schools and the Cleveland Foodbank... Holds an annual golf outing to benefit the Oklahoma Children's Hospital Foundation and his young friend Gavin who was born with the complex congenital heart disease Hypoplastic Left Heart Syndrome... His goal is to create an endowment to bring a world-renowned pediatric cardiologist surgeon to the hospital.

CAREER 300-YARD PASSING GAMES (3):

364 at Oakland 12/2/12 (25-36-364-1)
322 at Cincinnati 9/16/12 (26-37-322-2-0)
320 at Baltimore 9/27/12 (25-52-320-0-1)

WEEDEN'S SINGLE-GAME CAREER HIGHS

PASSING ATTEMPTS: 52 at Baltimore 9/27/12
COMPLETIONS: 27 vs. Buffalo 9/23/12
PASSING YARDS: 364 at Oakland 12/2/12
PASSING TDs: 2, five times, most recently at Dallas 11/18/12
LONG PASS: 71+ vs. Cincinnati 10/14/12
QB RATING: 114.9 at Cincinnati 9/16/12
INTERCEPTIONS: 4 vs. Philadelphia 9/9/12
RUSH ATTEMPTS: 4 vs. San Diego 10/28/12
RUSH YARDS: 25 vs. Philadelphia 9/9/12
LONG RUSH: 25 vs. Philadelphia 9/9/12

WEEDEN'S CAREER PASSING STATISTICS

Year	Team	GP	GS	*(W-L) Record	Att	Cmp	Pct.	Yds	Yds/Att.	TD	Int	Lg	Sk	Yds. Lost	QB Rating
2012	Cleveland	15	15	5-10	517	297	57.4%	3,385	6.5	14	17	71t	28	186	72.6

*as a starter

WEEDEN'S CAREER OFFENSIVE STATISTICS

Year	Team	GP	GS	Rushing				Lg	TD	Receiving				Lg	TD
				Att	Yds	Avg				Rec	Yds	Avg.			
2012	Cleveland	15	15	27	111	4.1		25	0	0	0	0.0		0	0

BILLY WINN



90
DEFENSIVE LINE

HEIGHT: 6-4 **WEIGHT:** 295

COLLEGE: Boise State

BIRTHDATE: April 15, 1989

HOW ACQUIRED: D6b - '12

YEAR WITH BROWNS: 2nd **YEAR IN NFL:** 2nd

CAREER TRANSACTIONS

Originally drafted by Cleveland in the sixth round (205th overall) of the 2012 NFL Draft with a compensatory pick.

SEASONAL REVIEWS

2012: Started 10 of the 16 games in which he played... Tallied 26 tackles, a sack, an interception and two fumble recoveries... Tied for second among NFL rookies in defensive fumble recoveries, trailing only Carolina's Luke Kuechly (3)... Was the only rookie defensive lineman to record an interception in 2012... Recorded first career fumble recovery, which

occurred with 2:39 to play in the fourth quarter vs. Cincinnati (10/14) when he scooped up an Andy Dalton fumble forced by Emmanuel Stephens at the Browns' 23 and ran 35 yards to the Bengals' 42 to preserve the victory... Registered first career sack after dropping Philip Rivers for a 6-yard loss vs. San Diego (10/28)... Recorded first career interception off a Charlie Batch pass that was broken up by Joe Haden, marking one of eight turnovers forced by the Browns defense against Pittsburgh (11/25).

COLLEGE

Started 41 of his 53 games at Boise State University (2008-11)... Totaled 131 career tackles, 15.5 sacks, four fumble recoveries and one forced fumble... As a senior, notched 33 tackles, three sacks and one fumble recovery... Majored in business.

PERSONAL/OFF THE FIELD

Native of Las Vegas, Nevada, where he attended Las Vegas High School... Lettered on both the wrestling and track & field teams while in high school... Set the power clean record at the Vegas Open weight lifting competition as a junior in high school... Enjoys bowling and playing golf... Avid fan of extreme sports... Active skateboarder as a teenager... Active in the Cleveland community, visiting several local schools.

WINN'S SINGLE-GAME CAREER HIGHS

TACKLES: 5 vs. Baltimore 9/27/12, vs. Washington 12/16/12

SACKS: 1 vs. San Diego 10/28/12

RECOVERED FUMBLE: 1, twice, most recently vs. San Diego 10/28/12

INTERCEPTIONS: 1 vs. Pittsburgh 11/25/12

WINN'S CAREER DEFENSIVE STATISTICS

Year	Team	GP	GS	Tackles				Yds	Interceptions				Fumbles				Sp. T Tackle
				Tot	Solo	Asst	Sk		No.	Yds	Lg	TD	PD	FF	FR	Yds	
2012	Cleveland	16	10	26	19	7	1.0	6.0	1	0	0	0	3	0	2	35	0

YOUTH MOVEMENT

The Browns were one of the youngest teams in the NFL in 2012, as they had starts from 10 different rookies throughout the season. In total, Cleveland had 87 starts from rookies, which was 31 more than the next highest team. The 87 starts by rookies were the most by any NFL team since the Browns had 88 during the 1999 season.

MOST COMBINED ROOKIE STARTS IN 2012

	Team	Total
1.	Cleveland	87
2.	Indianapolis	56
3.	Buffalo	55

CHRISTIAN YOUNT



57

LONG SNAPPER

HEIGHT: 6-1 WEIGHT: 256

COLLEGE: UCLA

BIRTHDATE: July 7, 1988

HOW ACQUIRED: FA - '11

YEAR WITH BROWNS: 3rd YEAR IN NFL: 3rd

CAREER TRANSACTIONS

Originally signed by Tampa Bay as an undrafted free agent on July 27, 2011... Waived by Tampa Bay on October 25, 2011... Signed by Cleveland on November 29, 2011.

SEASONAL REVIEWS

2012: Played in all 16 games on special teams and posted four tackles on punt coverage... Handled all long snapping duties as kicker Phil Dawson converted on 29 of 31 field goals and was selected to the AFC Pro Bowl squad.

2011: Handled all long snapping duties with the Buccaneers for the first seven games of the season... Waived after the team activated their primary long snapper Andrew Economos from the PUP list... Handled all long snapping duties with the Browns for the final five games of the season.

COLLEGE

Four-year letterman at UCLA (2007-10)... Appeared in 51 games, handling all long snapping duties in each contest... Recorded four tackles on punt coverage... Majored in political science.

PERSONAL/OFF THE FIELD

Native of Laguna Beach, Calif., who attended Tesoro (Calif.) High School... As a senior, helped Tesoro to the Division III state title... Brother, Brendon, played lacrosse at Concordia University... Father, James, was a Captain in the United States Marine Corps... Mother, Xochitl, is a nationally recognized water color artist... Enjoys golfing and surfing... Active in the Cleveland community, volunteering at the Cleveland Foodbank and local schools.

YOUNT'S CAREER GAMES PLAYED

Year	Team	Regular Season		Postseason	
		GP	GS	GP	GS
2011	T.B./Cle.	12	0	0	0
2012	Cleveland	16	0	0	0
Career		28	0	0	0

Additional stats: 4 special teams tackles in 2012

2013 DRAFT CHOICES

BARKEVIOUS MINGO



51

LINEBACKER

HEIGHT: 6-4 WEIGHT: 240

COLLEGE: Louisiana State

BIRTHDATE: October 4, 1990

HOW ACQUIRED: D1 - '13

YEAR WITH BROWNS: R YEAR IN NFL: R

CAREER TRANSACTIONS

Originally drafted by Cleveland in the first round (sixth overall) of the 2013 NFL Draft.

COLLEGE

Appeared in 40 games at Louisiana State University (2010-12), with 15 starts... Recorded 119 career tackles, 15 sacks, 11 passes defended, four forced fumbles and three fumble recoveries... As a junior, appeared in all 13 games with 10 starts and totaled 38 tackles, 4.5 sacks, two fumble recoveries and one forced fumble en route to a second-team All-Southeastern Conference selection by the Associated Press and the league's coaches... Registered 46 tackles, eight sacks and one forced fumble as a sophomore... His eight sacks ranked tied for eighth in a single-season in school history... Named the SEC Defensive Lineman of the Week after tallying a career-high two sacks vs. Auburn (10/22/11)... Totaled two tackles for a loss against Alabama in the BCS National Championship Game (1/9/12)... Named to the Freshman All-SEC team after registering 35 tackles, 2.5 sacks, two forced fumbles and one fumble recovery in 2010... Majored in sports administration.

PERSONAL/OFF THE FIELD

Native of West Monroe, Louisiana, where he attended West Monroe (La.) High School... Didn't start playing football until a junior in high school and helped the team to a 12-1 record and a trip to the state playoffs... Has four siblings: Hugh Mingo III, Hughtavious Mingo, Malik Johnson and LaDarian Johnson... Lists "Lion King" as favorite movie... Hails from the same town (West Monroe) where the show "Duck Dynasty" is filmed and lists that as his favorite reality television show.

LEON McFADDEN



29

DEFENSIVE BACK

HEIGHT: 5-9 WEIGHT: 195

COLLEGE: San Diego State

BIRTHDATE: October 26, 1990

HOW ACQUIRED: D3 - '13

YEAR WITH BROWNS: R YEAR IN NFL: R

CAREER TRANSACTIONS

Originally drafted by Cleveland in the third round (68th overall) of the 2013 NFL Draft.

COLLEGE

Started 45 of 51 career games at San Diego State University (2009-12), including his final 39 contests... Registered 188 career tackles, eight interceptions, 39 passes defended, three sacks and a forced fumble... His 39 pass breakups set a school record... Returned two interceptions for touchdowns... Became the fifth player in school history to be named first-team All-Mountain West Conference three times... Began collegiate career as a wide receiver and switched to cornerback during camp his freshman year... Majored in public administration.

PERSONAL/OFF THE FIELD

Native of Inglewood, Calif., who attended St. John Bosco High School in Bellflower, Calif... Also played baseball and ran track & field in high school... Father, Leon, played nine seasons of professional baseball as a pitcher, shortstop and outfielder and appeared in 62 games for the Houston Astros over the course of three major-league seasons (1968-70)... Enjoys traveling... Collects shoes.

JAMORIS SLAUGHTER



30

DEFENSIVE BACK

HEIGHT: 6-0 WEIGHT: 195

COLLEGE: Notre Dame

BIRTHDATE: December 22, 1989

HOW ACQUIRED: D6 - '13

YEAR WITH BROWNS: R YEAR IN NFL: R

CAREER TRANSACTIONS

Originally drafted by Cleveland in the sixth round (175th overall) of the 2013 NFL Draft.

COLLEGE

Appeared in 39 games with 19 starts at the University of Notre Dame (2009-12)... Totaled 98 career tackles, two interceptions, seven passes defended, two sacks and one fumble recovery... Started the first three games as a senior before an Achilles injury ended his season... Saw action in all 13 games with 10 starts at safety as a junior and totaled 45 tackles, one interception, two passes defended, two sacks and a forced fumble... Graduated with a degree in industrial design and enrolled in the graduate studies program during final season.

PERSONAL/OFF THE FIELD

Native of Stone Mountain, Ga., who attended Tucker (Ga.) High School... Helped the Tigers to a 10-0 regular season record as a senior... Also participated in track and field... Brother, Justin Garrett, is a junior linebacker at Auburn... Has a son (Santana)... Enjoys recording music... Lists "Friday" as favorite movie.

ARMONTY BRYANT



95

DEFENSIVE LINE

HEIGHT: 6-4 WEIGHT: 265

COLLEGE: East Central (Oklahoma)

BIRTHDATE: May 5, 1990

HOW ACQUIRED: D7a - '13

YEAR WITH BROWNS: R YEAR IN NFL: R

CAREER TRANSACTIONS

Originally drafted by Cleveland in the seventh round (217th overall) of the 2013 NFL Draft with a pick acquired from Miami as part of the Davone Bess trade.

COLLEGE

Spent one year at Cisco Junior College in Texas before spending his final three seasons at East Central University (2010-12)... Originally spent one year at Abilene Christian but did not play football... Appeared in 30 career games at ECU and totaled 165 tackles, 27.5 sacks, nine forced fumbles, three fumble recoveries, one interception and blocked nine kicks... His 27.5 sacks set a school record... Recorded 13.5 sacks in 2010, which led all Division II linemen and ranked third among all DII players that year... Majored in kinesiology.

PERSONAL/OFF THE FIELD

Native of Wichita Falls, Texas, where he attended Wichita Falls High School... Also played basketball in high school... Enjoys playing basketball... Lists "Family Guy" as favorite television show.

GARRETT GILKEY



65

OFFENSIVE LINE

HEIGHT: 6-6 WEIGHT: 320

COLLEGE: Chadron State

BIRTHDATE: July 7, 1990

HOW ACQUIRED: D7b - '13

YEAR WITH BROWNS: R YEAR IN NFL: R

CAREER TRANSACTIONS

Originally drafted by Cleveland in the seventh round (227th overall) of the 2013 NFL Draft with a pick acquired from San Francisco as part of the Colt McCoy trade.

COLLEGE

Appeared in 37 games with 34 starts at Chadron State University (2009-12)... Served as the Eagles' left tackle... Also blocked an extra point... Received first team All-America honors from d2football.com... One of only three Division II players invited to the 2013 Senior Bowl... Played on the school's basketball team for the final six games in 2010... Joined Bennie Francis (15th round by Minnesota in 1970) and Don Beebe (3rd round Buffalo 1989) as the only players from Chadron State to be selected in the NFL draft... Majored in special education.

PERSONAL/OFF THE FIELD

Native of Sandwich, Ill., and attended Sandwich High School as a freshman and sophomore... Transferred to Aurora (Ill.) Christian High School for junior and senior years... Also participated in track, baseball and wrestling... Enjoys hunting, fishing and camping... Enjoys working with troubled youth and special needs children... Studies theology.

UNDRAFTED & FIRST-YEAR FREE AGENTS

AARON ADAMS



63

OFFENSIVE LINE

HEIGHT: 6-5 WEIGHT: 305

COLLEGE: Eastern Kentucky

BIRTHDATE: May 16, 1989

HOW ACQUIRED: FA - '13

YEAR WITH BROWNS: R YEAR IN NFL: R

CAREER TRANSACTIONS

Originally signed by Cleveland as an undrafted free agent on April 30, 2013.

COLLEGE

Four year letterman at Eastern Kentucky University (2009-12)... Appeared in 44 games, as he started contests at both right and left tackle... Helped the Colonels finish No. 16 in FCS coaches poll in 2012 en route to earning a third team AP All-America selection... Graduated with degrees in both criminal justice and police studies.

PERSONAL/OFF THE FIELD

Attended John I. Leonard High School in Florida, and Fork Union Military Academy in Virginia.... Lists "Gladiator" as favorite movie... Lists "Criminal Minds" as favorite television show.

FORCING THE ISSUE

During the 2012 season, Cleveland forced 29 turnovers after totaling 18 in 2011. The Browns' 29 takeaways tied for ninth-most in the NFL last season. The team scored 74 points off turnovers.

2012 NFL TAKEAWAY LEADERS

	Team	INT	Fumble	Total
1.	Chicago	24	20	44
2.	New England	20	21	41
3.	N.Y. Giants	21	14	35
4.	Arizona	22	11	33
5.	Atlanta	20	11	31
	Seattle	17	13	31
	Washington	21	20	31
8.	Cincinnati	14	16	30
9.	Cleveland	17	12	29
	Houston	15	14	29

KENDRICK ADAMS



96

LINEBACKER

HEIGHT: 6-5 WEIGHT: 252

COLLEGE: Louisiana State

BIRTHDATE: November 3, 1988

HOW ACQUIRED: FA - '12

YEAR WITH BROWNS: 2nd YEAR IN NFL: 2nd

CAREER TRANSACTIONS

Originally signed by Jacksonville as an undrafted free agent on May 3, 2012... Waived by the Jacksonville on September 1, 2012... Signed by

Tampa Bay to the practice squad on September 27, 2012... Released from Tampa Bay's practice squad on October 11, 2012... Signed by Detroit to the practice squad on October 24, 2012... Released from Detroit's practice squad on December 11, 2012... Signed by Cleveland to the practice squad on December 13, 2012... Signed by the Browns on January 3, 2013.

SEASONAL REVIEWS

2012: Spent three weeks on Tampa Bay's practice squad, seven weeks on Detroit's practice squad and three weeks on Cleveland's practice squad.

COLLEGE

A two-year starter at Louisiana State University (2010-11) after transferring from Copiah-Lincoln Community College... Totaled 6.5 sacks during his two years with the Tigers... Majored in general studies.

PERSONAL/OFF THE FIELD

Personal/Off The Field: Native of Enterprise, Ala. where he attended Enterprise High School... Lists "T.I." as favorite recording artist... Enjoys fishing and considers himself a movie buff.

DOMINIC ALFORD



79

OFFENSIVE LINE

HEIGHT: 6-3 WEIGHT: 320

COLLEGE: Minnesota

BIRTHDATE: February 22, 1988

HOW ACQUIRED: FA - '11

YEAR WITH BROWNS: 3rd YEAR IN NFL: 3rd

CAREER TRANSACTIONS

Originally signed by Cleveland as an undrafted free agent on July 30, 2011... Waived by Cleveland on September 3, 2011... Signed by Cleveland to the practice squad on September 4, 2011... Re-signed by Cleveland on January 3, 2012... Waived by Cleveland on August 31, 2012...

Signed by Carolina to the practice squad on December 4, 2012... Signed by Cleveland on February 6, 2013.

SEASONAL REVIEWS

2012: Spent training camp with the Browns and was waived during final roster cuts... Spent the final four weeks of the season on the Carolina Panthers' practice squad.

2011: Spent the entire season on the Browns' practice squad.

COLLEGE

Appeared in 42 games with 21 starts at the University of Minnesota (2007-10)... Saw action at both right and left guard... Majored in communications studies.

PERSONAL/OFF THE FIELD

Native of Cleveland, Ohio where he attended Shaker Heights High School... Served as team captain his senior season and helped lead his team to the Lake Erie League championship and state playoffs in both his junior and senior seasons... Also lettered in track, competing in the shot put and discus... Lists "Friday" as favorite movie... Lists "Dexter" as favorite television show.

BIG PLAY BENJAMIN

In 2012, rookie Travis Benjamin scored three touchdowns (two receiving, one punt return), including a team-record 93 yard punt return for a score against Kansas City (12/9) that earned him AFC Special Teams Player of the Week honors. He also recorded a 69-yard touchdown reception against Washington (12/16). In addition, Benjamin also tied for the team's longest rush of the season after he raced 35 yards on an end around during the season opener against Philadelphia (9/9).

JOSH AUBREY



37
DEFENSIVE BACK

HEIGHT: 5-10 WEIGHT: 200

COLLEGE: Stephen F. Austin

BIRTHDATE: April 9, 1991

HOW ACQUIRED: FA - '13

YEAR WITH BROWNS: R YEAR IN NFL: R

CAREER TRANSACTIONS

Originally signed by Cleveland as an undrafted free agent on April 30, 2013.

COLLEGE

Four-time all-conference selection at Stephen F. Austin University (2009-12)... Started 46 of the 47 games in which he saw action... Totaled 255 career tackles, seven interceptions, 29 passes defended and 3.5 sacks... As a senior, recorded 65 tackles, two interceptions, eight passes defended, two sacks, two fumble recoveries and one forced fumble... Graduated with a degree in kinesiology.

PERSONAL/OFF THE FIELD

Attended Robert E. Lee High School in Tyler, Texas... Brother, Jordan, was also a member of the Stephen F. Austin football team... Lists "Jamie Foxx Show" as favorite television show... Lists "Shooter" as favorite movie.

AKEEM AUGUSTE



34
DEFENSIVE BACK

HEIGHT: 5-10 WEIGHT: 185

COLLEGE: South Carolina

BIRTHDATE: October 10, 1989

HOW ACQUIRED: FA - '13

YEAR WITH BROWNS: R YEAR IN NFL: R

CAREER TRANSACTIONS

Originally signed by Cleveland as an undrafted free agent on May 13, 2013 after participating in the team's rookie minicamp on a tryout basis.

COLLEGE

A four-year letterman at the University of South Carolina (2008-10, 12)... Appeared in 43 contests with 22 starts... Totaled 133 career tackles, one interception, 10 passes defended, four forced fumbles, one fumble recovery and one sack... Graduated with a degree in sociology.

PERSONAL/OFF THE FIELD

Native of Hollywood, Fla., who attended Chaminade-Madonna College Preparatory and Fork Union Military Academy (Fork Union, Virginia)... Lists fishing and swimming as his favorite hobbies.

BRANDON BOGOTAY



8
KICKER

HEIGHT: 6-3 WEIGHT: 207

COLLEGE: Georgia

BIRTHDATE: May 8, 1989

HOW ACQUIRED: FA - '13

YEAR WITH BROWNS: R YEAR IN NFL: R

CAREER TRANSACTIONS

Originally signed by Cleveland as a free agent on April 2, 2013

COLLEGE

Three-year letterman at the University of Georgia (2009-11)... Appeared in 14 contests, while kicking behind current Minnesota Vikings kicker Blair Walsh, who as a rookie in 2012 was voted to the NFC Pro Bowl squad... Handled kickoff duties as eight of his 29 career kickoffs went for touchbacks... Converted all seven career PATs... As a senior, made one of two field goal attempts, as his only miss came from 52 yards... Spent one season at Grossmont College in El Cajon, California, where he was named a first team All-Southern Conference selection after converting 15 of 23 field goals... Majored in Family Financial Planning.

PERSONAL/OFF THE FIELD

Native of San Diego, Calif., who attended Patrick Henry High School... Lists favorite hobby as surfing... Lists "Wedding Crashers" as his favorite movie.

BRAXSTON CAVE



68

OFFENSIVE LINE

HEIGHT: 6-3 WEIGHT: 305

COLLEGE: Notre Dame

BIRTHDATE: July 29, 1989

HOW ACQUIRED: FA - '13

YEAR WITH BROWNS: R YEAR IN NFL: R

CAREER TRANSACTIONS

Originally signed by Cleveland as an undrafted free agent on April 30, 2013.

COLLEGE

Four year letterman at the University of Notre Dame (2009-12)... Started 35 of 48 career games and also served as the team's long snapper... Part of an offensive line that helped the Irish average more than 200 yards per game in both rushing and receiving during the 2012 regular season... Graduated with a degree in psychology.

PERSONAL/OFF THE FIELD

Attended Penn High School in Mishawaka, Indiana... Also wrestled in the heavyweight division for his high school... Enjoys golfing... Lists "Braveheart" as favorite movie.

DOMINIQUE CROOM



89

WIDE RECEIVER

HEIGHT: 6-2 WEIGHT: 190

COLLEGE: Central Arkansas

BIRTHDATE: April 26, 1991

HOW ACQUIRED: FA - '13

YEAR WITH BROWNS: R YEAR IN NFL: R

CAREER TRANSACTIONS

Originally signed by Cleveland as an undrafted free agent on April 30, 2013.

COLLEGE

Four-year letterman at University of Central Arkansas (2009-12)... Finished fifth in school history in receptions (153) and sixth in receiving yards (1,941), while appearing in 47 games... As a senior, caught 53 passes for 711 yards and eight touchdowns.

PERSONAL/OFF THE FIELD

Attended Cherokee High School in Cherokee, Ala.... Also played basketball and track, where he won the state title in the long jump... Lists "Coach Carter" as favorite movie... Lists "Jeopardy" as favorite television show.

KEENAN DAVIS



16

WIDE RECEIVER

HEIGHT: 6-2 WEIGHT: 220

COLLEGE: Iowa

BIRTHDATE: January 30, 1991

HOW ACQUIRED: FA - '13

YEAR WITH BROWNS: R YEAR IN NFL: R

CAREER TRANSACTIONS

Originally signed by Cleveland as an undrafted free agent on April 30, 2013.

COLLEGE

Appeared in 48 games at the University of Iowa (2009-12)... Totaled 112 career receptions for 1,470 yards and seven touchdowns... As a senior, registered 47 receptions for 571 yards with one touchdown... Majored in recreational management.

PERSONAL/OFF THE FIELD

Attended Washington High School in Cedar Rapids, Iowa... Also lettered in basketball and track and field... Helped the 4 x 200 relay team capture the state title as a senior... Lists "The Sandlot" as his favorite movie... Enjoys fishing.

MIKE EDWARDS



86

WIDE RECEIVER

HEIGHT: 5-11 WEIGHT: 200
COLLEGE: Texas El-Paso
BIRTHDATE: December 14, 1989
HOW ACQUIRED: FA - '13
YEAR WITH BROWNS: R YEAR IN NFL: R

CAREER TRANSACTIONS

Originally signed by Cleveland as an undrafted free agent on April 30, 2013....Waived by Cleveland on May 13, 2013...Signed by Cleveland on May 21, 2013.

COLLEGE

A two-year starter at the University of Texas El-Paso (2011-12) where he recorded 101 receptions for 1,477 yards and 11 touchdowns...Began his collegiate career at after transferring from Mt. San Antonio College (2010) in Walnut, California, before transferring to UTEP...Majored in multidisciplinary studies.

PERSONAL/OFF THE FIELD

A native of Glendora, Calif., where he attended Glendora High School... Helped the Mounties post a 13-0 record and the capture the 2010 state and national championship.

CHRIS FAULK



70

OFFENSIVE LINE

HEIGHT: 6-6 WEIGHT: 323
COLLEGE: Louisiana State
BIRTHDATE: January 21, 1990
HOW ACQUIRED: FA - '13
YEAR WITH BROWNS: R YEAR IN NFL: R

CAREER TRANSACTIONS

Originally signed by Cleveland as an undrafted free agent on April 30, 2013.

COLLEGE

Appeared in 26 games at Louisiana State University (2009, 2011-12) with 16 starts... Spent time at both left and right tackle... Appeared in just one game as a junior (2012) after suffering a knee injury in practice... Team-mates with Browns linebacker Barkevious Mingo his final three years at the school... Majored in general studies.

PERSONAL/OFF THE FIELD

Native of Slidell, Louisiana, where he attended Northshore High School... Also played basketball... Lists "Martin" as favorite television show... Lists "Life" as favorite movie.

TORI GURLEY



9

WIDE RECEIVER

HEIGHT: 6-4 WEIGHT: 230
COLLEGE: South Carolina
BIRTHDATE: November 22, 1987
HOW ACQUIRED: FA - '13
YEAR WITH BROWNS: 1st YEAR IN NFL: 3rd

Bay to the practice squad on September 4, 2011... Signed by Green Bay on January 18, 2012... Waived by Green Bay on August 31, 2012... Signed by Minnesota to the practice squad on September 3, 2012... Released by Minnesota on September 18, 2012... Signed by Oakland to the practice squad on September 26, 2012... Released by Oakland on October 1, 2012... Signed by Tampa Bay to the practice squad on October 17, 2012... Released by Tampa Bay on October 27, 2012... Signed by San Diego to the practice squad on November 13, 2012... Signed by Baltimore on January 3, 2013... Waived by Baltimore on May 13, 2013... Signed by Cleveland on May 23, 2013.

SEASONAL REVIEWS

2012: Spent time on the practice squads of Minnesota (three weeks), Oakland (one week), Tampa Bay (two weeks) and San Diego (three weeks).

2011: Spent the entire season on Green Bay practice squad.

COLLEGE

Two-year letterman at the University of South Carolina (2009-10) who entered the NFL following his redshirt sophomore season... Appeared in 27 games with 19 starts for the Gamecocks... Totaled 75 career receptions for 905 yards and six touchdowns... Tied a school single-game record with 14 receptions in 2010.

CAREER TRANSACTIONS

Originally signed by Green Bay as undrafted free agent on July 27, 2011... Waived by Green Bay on September 3, 2011... Signed by Green

PERSONAL/OFF THE FIELD

Native of Rock Hill, South Carolina where he attended Rock Hill High School... After high school, spent one year at New Hampton Prep School in New Hampton, New Hampshire... Helped his high school to

state titles in football and basketball during his senior season... Enjoys bowling and is a skilled saxophone player... Played on the same AAU basketball team as current Golden State Warriors guard Stephen Curry... The two also worked together at a Home Depot and also in the mailroom at the Thompson Caterpillar headquarters in Birmingham.

CAYLIN HAUPTMANN



61

OFFENSIVE LINE

HEIGHT: 6-3 WEIGHT: 300

COLLEGE: Florida International

BIRTHDATE: July 10, 1990

HOW ACQUIRED: FA - '13

YEAR WITH BROWNS: R YEAR IN NFL: R

CAREER TRANSACTIONS

Originally signed by Cleveland as an undrafted free agent on April 30, 2013.

COLLEGE

Started all 37 games in which he appeared at Florida International University (2010-12) at left tackle... Spent one season at the College of Canyons (2009) in Santa Clarita, California, where he played football and threw shot put before transferring to FIU... Graduated with a degree in hospitality management and tourism.

PERSONAL/OFF THE FIELD

Native of Beverly Hills, California, where he attended Beverly Hills High School... Lists "Training Day" as favorite movie... Enjoys practicing martial arts.

NICOLAS JEAN-BAPTISTE



94

DEFENSIVE LINE

HEIGHT: 6-1 WEIGHT: 330

COLLEGE: Baylor

BIRTHDATE: March 8, 1989

HOW ACQUIRED: FA - '13

YEAR WITH BROWNS: 1st YEAR IN NFL: 2nd

CAREER TRANSACTIONS

Originally signed by Baltimore as an undrafted free agent on May 11, 2012... Waived by Baltimore on August 31, 2012... Signed by Indianapolis to the practice squad on September 18, 2012... Waived by Indianapolis on October 2, 2012... Signed by Cleveland on May 13, 2013 after participating in the team's minicamp on a tryout basis.

SEASONAL REVIEWS

2012: Spent four weeks on the Colts' practice squad.

COLLEGE

Four-year letterman at Baylor University (2008-11)... Appeared in 49 games with 21 starts and totaled 94 career tackles, five sacks, one fumble recovery and one forced fumble... Majored in general studies.

PERSONAL/OFF THE FIELD

Native of Stafford, Texas, where he attended Strake Jesuit College Preparatory... Enjoys bowling.

VERNON KEARNEY



31

DEFENSIVE BACK

HEIGHT: 6-2 WEIGHT: 185

COLLEGE: Lane

BIRTHDATE: January 31, 1989

HOW ACQUIRED: FA - '13

YEAR WITH BROWNS: R YEAR IN NFL: R

CAREER TRANSACTIONS

Originally signed by Buffalo as an undrafted free agent on April 29, 2013... Waived by Buffalo on May 30, 2013... Signed by Cleveland on June 6, 2013.

COLLEGE

Spent his first two seasons as a wide receiver at Lane College before switching to defensive back... As a junior, totaled 21 tackles and seven pass break-ups... As a senior, registered 24 tackles, two interceptions, one forced fumble and one fumble recovery... In 2012, he helped the Dragons led the Southern Intercollegiate Athletic Conference in pass defense, while earning first team All-Conference honors.

PERSONAL/OFF THE FIELD

Native of Sarasota, Florida, where he attended Sarasota Riverview High School.

ABDUL KENNAH



40

DEFENSIVE BACK

HEIGHT: 5-10 WEIGHT: 185

COLLEGE: New Mexico Highlands

BIRTHDATE: September 9, 1990

HOW ACQUIRED: FA - '13

YEAR WITH BROWNS: R YEAR IN NFL: R

CAREER TRANSACTIONS

Originally signed by Cleveland as an undrafted free agent on May 13, 2013 after participating in the team's rookie minicamp on a tryout basis.

COLLEGE

Spent two seasons at New Mexico Highlands University (2011-12)... Totaled 107 career tackles and nine interceptions, with four returned for touchdowns... Also returned 21 kickoffs for 425 yards (20.3 average) with two touchdowns and 13 punts for 215 yards (16.5 average), while also blocking five kicks... Earned Division II All-American honors as a senior.

PERSONAL/OFF THE FIELD

Native of London, England and attended Potomac High School in Dumfries, Virginia... Hobbies include playing basketball and watching movies.

DAVE KRUGER



69

DEFENSIVE LINE

HEIGHT: 6-5 WEIGHT: 285

COLLEGE: Utah

BIRTHDATE: May 17, 1990

HOW ACQUIRED: FA - '13

YEAR WITH BROWNS: R YEAR IN NFL: R

CAREER TRANSACTIONS

Originally signed by Cleveland as an undrafted free agent on April 30, 2013.

COLLEGE

Started 37 of 49 career games at the University of Utah (2009-12)... Totaled 116 career tackles, 3.5 sacks, two fumble recoveries and one forced fumble... Graduated with a degree in sociology.

PERSONAL/OFF THE FIELD

Attended Timpanogos High School in Orem, Utah... Father, Paul, played football at Oregon State where his mother, Jennifer, was a member of the Beavers' track and field team... Brother, Paul, is a linebacker for the Browns and brother, Joe, was selected by Philadelphia in the seventh round of this year's draft... Enjoys fishing... Lists "Family Guy" as favorite television show.

SPENCER LANNING



5

PUNTER

HEIGHT: 5-11 WEIGHT: 200

COLLEGE: South Carolina

BIRTHDATE: May 21, 1988

HOW ACQUIRED: FA - '13

YEAR WITH BROWNS: 2nd YEAR IN NFL: 3rd

January 4, 2012... Waived by Jacksonville on April 28, 2012... Claimed by Cleveland via waivers on May 1, 2012... Waived by Cleveland on August 26, 2012... Claimed by the New York Jets on August 27, 2012... Waived by the New York Jets on August 31, 2012... Signed by Cleveland on February 13, 2013.

SEASONAL REVIEWS

2012: Appeared in the first three preseason games with the Browns and the preseason finale with the New York Jets... Served as the punter for the Sacramento Mountain Lions of the UFL.

2011: Spent training camp with the Chicago Bears.

COLLEGE

Four-year letterman at the University of South Carolina (2007-10)... Finished career with 171 punts for a 42.6-yard average and 46 punts inside the 20-yard line... Also served as kicker during his final two seasons, connecting on 34 of 44 field goal attempts and 80 of 84 PATs... Graduated with a degree in exercise science and a minor in business.

PERSONAL/OFF THE FIELD

Native of Rock Hill, S.C., and attended York Comprehensive High School... Kicked a 42-yard game winning field goal in the North's 11-10 victory at the North-South All-Star game en route to being selected as the Offensive Player of the Game... Also lettered in soccer.

CAREER TRANSACTIONS

Originally signed by Chicago as an undrafted free agent on July 26, 2011... Waived by Chicago on September 2, 2011... Signed by Jacksonville on Jan-

MIGUEL MAYSONET



35

RUNNING BACK

HEIGHT: 5-10 **WEIGHT:** 210

COLLEGE: Stony Brook

BIRTHDATE: December 13, 1989

HOW ACQUIRED: W. (Phi.) - '13

YEAR WITH BROWNS: R **YEAR IN NFL:** R

CAREER TRANSACTIONS

Originally signed by Philadelphia as an undrafted free agent on April 29, 2013.... Waived by Philadelphia on May 20, 2013... Claimed by Cleveland via waivers on May 21, 2013.

COLLEGE

A three-year letterman at Stony Brook University (2010-12), where he rushed for 4,725 yards on 695 carries (6.8 avg.) with 48 touchdowns... Two-time Big South Conference Offensive Player of the Year during his time at Stony Brook... As a senior, rushed for 1,964 yards and 21 touchdown... Began his collegiate career at Hofstra University (2009)... Majored in health science.

PERSONAL/OFF THE FIELD

Born in Bayamon, Puerto Rico... Attended Riverhead High School in Riverhead, New York.

KENT RICHARDSON



38

DEFENSIVE BACK

HEIGHT: 6-0 **WEIGHT:** 200

COLLEGE: West Virginia

BIRTHDATE: April 21, 1987

HOW ACQUIRED: FA - '13

YEAR WITH BROWNS: 1st **YEAR IN NFL:** 1st

CAREER TRANSACTIONS

Originally signed by Cleveland on January 3, 2013.

SEASONAL REVIEWS

2012: Played with the Philadelphia Soul of the Arena Football League... Helped Philadelphia to a league-best 15-3 record and the American Conference Championship... Earned Defensive Back of the Year honors after recording a league-high 14 interceptions, 80.5 tackles, 26 pass breakups, six forced fumbles and four fumble recoveries.

2011: Played with the Philadelphia Soul of the Arena Football League... Recorded a team-high 64 tackles, while adding 11 pass breakups, two forced fumbles, one interception and one fumble recovery.

COLLEGE

Four-year letterman at West Virginia University (2005-08)... Totaled 55 career tackles, three passes defended and one interception... Majored in finance.

PERSONAL/OFF THE FIELD

Native of Tallahassee, Fla., where he attended Rickards High School... Lists "Rock of Ages" as his favorite movie.

CORDELL ROBERSON



83

WIDE RECEIVER

HEIGHT: 6-4 **WEIGHT:** 205

COLLEGE: Stephen F. Austin

BIRTHDATE: December 3, 1990

HOW ACQUIRED: FA - '13

YEAR WITH BROWNS: R **YEAR IN NFL:** R

CAREER TRANSACTIONS

Originally signed by Cleveland as an undrafted free agent on April 30, 2013.

COLLEGE

Four-year letterman at Stephen F. Austin University (2009-12)... Finished as the school's all-time leader in receptions (221), receiving yards (3,191) and touchdown catches (39)... His 39 touchdown receptions also set a Southland Conference record... Recorded 77 receptions for 1,006 yards and 10 touchdowns in nine games as a senior... Graduated with a degree in kinesiology.

PERSONAL/OFF THE FIELD

Native of Jefferson, Texas, where he attended Jefferson High School... Also earned all-state honors in basketball... Lists "Martin" as favorite television show... Favorite movie is "Money Talks."

TOMMY SMITH



42

LINEBACKER

HEIGHT: 6-1 WEIGHT: 240

COLLEGE: Boise State

BIRTHDATE: November 19, 1990

HOW ACQUIRED: FA - '13

YEAR WITH BROWNS: R YEAR IN NFL: R

CAREER TRANSACTIONS

Originally signed by Cleveland as an undrafted free agent on May 30, 2013 after participating in the team's rookie minicamp on a tryout basis.

COLLEGE

Four-year letterman as a linebacker at Boise State University (2009-12)... Appeared in 48 games, registering 122 tackles, four pass breakups and one sack... As a senior, earned All-Mountain West Conference honorable mention honors after ranking third on the team with 55 tackles.

PERSONAL/OFF THE FIELD

Native of Atlanta, Georgia, where he attended North Atlanta High School... Lists "Bad Boys 2" as favorite movie and "The Fresh Prince of Bel-Air" as favorite television show.

JUSTIN STAPLES



44

LINEBACKER

HEIGHT: 6-4 WEIGHT: 245

COLLEGE: Illinois

BIRTHDATE: December 10, 1989

HOW ACQUIRED: FA - '13

YEAR WITH BROWNS: R YEAR IN NFL: R

CAREER TRANSACTIONS

Originally signed by Cleveland as an undrafted free agent on April 30, 2013.

COLLEGE

Appeared in 48 games at the University of Illinois (2009-12)... Totaled 62 career tackles, 2.5 sacks, three forced fumbles and one fumble recovery... Graduated with a degree in sociology.

PERSONAL/OFF THE FIELD

Native of Berea, Ohio who attended St. Edward High School in Lakewood, Ohio... Lists "Any Given Sunday" as favorite movie.

TRAVIS TANNAHILL



49

TIGHT END

HEIGHT: 6-4 WEIGHT: 255

COLLEGE: Kansas State

BIRTHDATE: February 8, 1990

HOW ACQUIRED: FA - '13

YEAR WITH BROWNS: R YEAR IN NFL: R

CAREER TRANSACTIONS

Originally signed by Cleveland as an undrafted free agent on April 30, 2013.

COLLEGE

Four year letterman at Kansas State University (2009-12)... Appeared in 51 games recording 42 receptions for 528 yards with three touchdowns... Earned first team All-Big 12 honors (Coaches, AP) as a senior and earned honorable mention All-America honors from Sports Illustrated... Graduates with a degree in business.

PERSONAL/OFF THE FIELD

Native of Overland Park, Kansas, where he attended Olathe East High School ... Also played basketball and won the state championship in the javelin... Lists "Anchorman" as favorite movie... Enjoys hunting and fishing.

KENRONTE WALKER



36

DEFENSIVE BACK

HEIGHT: 6-0 WEIGHT: 210

COLLEGE: Missouri

BIRTHDATE: July 28, 1990

HOW ACQUIRED: FA - '13

YEAR WITH BROWNS: R YEAR IN NFL: R

CAREER TRANSACTIONS

Originally signed by Cleveland as an undrafted free agent on May 21, 2013.

COLLEGE

Two-year letterman at safety at the University of Missouri (2011-12)... Appeared in 25 games, recording 115 tackles, one sack, one interception, one forced fumble, one pass defended and three defensive fumble recoveries... Redshirted the 2010 season after transferring from City College of San Francisco, where he notched 36 tackles, five pass breakups, two sacks and one interception in two seasons (2008-09).

PERSONAL/OFF THE FIELD

Native of Fayetteville, N.C., where he attended Westover High School.

MARTIN WALLACE



64

OFFENSIVE LINE

HEIGHT: 6-6 WEIGHT: 305

COLLEGE: Temple

BIRTHDATE: April 22, 1990

HOW ACQUIRED: FA - '13

YEAR WITH BROWNS: R YEAR IN NFL: R

CAREER TRANSACTIONS

Originally signed by Cleveland as an undrafted free agent on April 30, 2013.

COLLEGE

Three year letterman at Temple University (2010-12)... Started in all 36 games that he appeared at both right and left tackle... Transferred to Temple from Northeastern after the school dropped its football program... Second-team All-Big East selection at right tackle as a senior... Graduated with a degree in criminal justice.

PERSONAL/OFF THE FIELD

Native of New York, N.Y., where he attended the Beacon School... Lists "The Big Bang Theory" as favorite television show... Favorite movie is "Cinderella Man."

ROOKIES LEAD THE WAY

In 2012, rookies made up more than 32% of the club's active roster. Many of these players went on to lead the team in statistical categories.

ROOKIES WHO LED THE BROWNS IN 2012

Category	Player	Total
Rushing Yards	Trent Richardson	950
Receiving Yards	Josh Gordon	805
Average per Reception	Josh Gordon	16.1
Passing Yards	Brandon Weeden	3,385
Yards from Scrimmage	Trent Richardson	1,317
Fumble Recoveries	Billy Winn	2 (tied)
Special Teams Tackles	Johnson Bademosi	18

ALPHABETICAL ROSTER

NO	NAME	POS	HT	WT	DOB	*AGE	EXP	COLLEGE	HOMETOWN	HOW ACO
63	Adams, Aaron	OL	6-5	305	5/16/89	24	R	Eastern Kentucky	Lake Worth, Fla.	FA - '13
96	Adams, Kendrick	LB	6-5	250	11/3/88	24	1	Louisiana State	Enterprise, Ala.	FA - '12
78	Alford, Dominic	OL	6-3	320	2/22/88	25	1	Minnesota	Cleveland, Ohio	FA - '13
37	Aubrey, Josh	DB	5-10	200	4/9/91	22	R	Stephen F. Austin	Tyler, Texas	FA - '13
34	Auguste, Akeem	DB	5-10	185	10/10/89	23	R	South Carolina	Hollywood, Fla.	FA - '13
24	Bademosi, Johnson	DB	6-0	200	7/23/90	23	2	Stanford	Silver Springs, Md.	FA - '12
82	Barnidge, Gary	TE	6-5	250	9/22/85	27	6	Louisville	Middleburg, Fla.	UFA (Car.) - '13
80	Benjamin, Travis	WR	5-10	175	12/29/89	23	2	Miami (Fla.)	Belle Glade, Fla.	D4a - '12
15	Bess, Davone	WR	5-10	195	9/13/85	27	6	Hawaii	Oakland, Calif.	Tr. (Mia.) - '13
8	Bogatay, Brandon	K	6-3	207	5/8/89	24	R	Georgia	San Diego, Calif.	FA - '13
95	Bryant, Armonty	DL	6-4	265	5/5/90	23	R	East Central	Wichita Falls, Texas	D7a - '13
92	Bryant, Desmond	DL	6-4	310	12/15/85	27	5	Harvard	Elizabethtown, N.C.	UFA (Oak.) - '13
79	Butler, Rashad	OL	6-6	310	2/10/83	30	8	Miami (Fla.)	Palm Beach Gardens, Fla.	UFA (Hou.) - '13
84	Cameron, Jordan	TE	6-5	245	8/7/88	25	3	Southern California	Newbury Park, Calif.	D4a - '11
17	Campbell, Jason	QB	6-5	230	12/31/81	31	9	Auburn	Laurel, Miss.	UFA (Chi.) - '13
59	Carder, Tank	LB	6-2	235	1/18/89	24	2	Texas Christian	Sweeny, Texas	W. (Buf.) - '12
68	Cave, Braxston	P	6-3	305	7/29/89	24	R	Notre Dame	Granger, Ind.	FA - '13
2	Conley, T.J.	P	6-1	215	8/29/85	28	2	Idaho	Walla Walla, Wash.	FA - '13
88	Cooper, Josh	WR	5-10	190	18/89	24	2	Oklahoma State	Mustang, Okla.	FA - '12
75	Cousins, Oniel	OL	6-4	315	6/29/84	29	6	Texas-El Paso	Fullerton, Calif.	W. (Bal.) - '11
89	Croom, Dominique	WR	6-2	190	4/26/91	22	R	Central Arkansas	Cherokee, Ala.	FA - '13
91	Davis, Hall	DL	6-4	270	3/2/87	26	1	Louisiana-Lafayette	Baton Rouge, La.	FA - '12
16	Davis, Keenan	WR	6-2	220	1/30/91	22	R	Iowa	Cedar Rapids, Iowa	FA - '13
81	Davis, Kellen	TE	6-7	265	11/11/85	27	6	Michigan State	Adrian, Mich.	FA - '13
86	Edwards, Mike	WR	5-11	200	12/14/89	23	R	Texas-El Paso	Glendora, Calif.	FA - '13
70	Faulk, Chris	OL	6-6	330	1/1/90	23	R	Louisiana State	Sidell, La.	FA - '13
58	Fort, L.J.	LB	6-0	230	1/3/90	23	2	Northern Iowa	Waynesville, Mo.	FA - '12
65	Gilkey, Garrett	OL	6-6	320	7/7/90	23	R	Chadron State	Sandwich, Ill.	D7b - '13
39	Gipson, Tashaun	DB	5-11	205	8/7/89	23	2	Wyoming	Dallas, Texas	FA - '12
13	Gordon, Josh	WR	6-3	225	4/13/91	22	2	Baylor	Houston, Texas	D2 (Sup.) - '12
7	Graham, Shayne	K	6-0	210	12/9/77	35	12	Virginia Tech	Radford, Va.	FA - '13
77	Greco, John	TE	6-4	315	3/24/85	28	6	Toledo	Youngstown, Ohio	Tr. (St. L.) - '11
87	Gronkowski, Dan	OL	6-5	255	1/21/85	28	3	Maryland	Williamsville, N.Y.	FA - '13
54	Groves, Quentin	LB	6-3	265	7/5/84	29	6	Auburn	Greenville, Miss.	UFA (Arz.) - '13
9	Gurley, Tori	WR	6-4	230	11/22/87	25	1	South Carolina	Rock Hill, S.C.	FA - '13
23	Haden, Joe	DB	5-11	190	4/14/89	24	4	Florida	Fort Washington, Md.	D1 - '10
20	Hardesty, Montario	RB	6-0	225	2/1/87	26	4	Tennessee	New Bern, N.C.	D2b - '10
61	Hauptmann, Caylin	OL	6-3	300	7/10/91	22	R	Florida International	Los Angeles, Calif.	FA - '13
6	Hoyer, Brian	QB	6-2	215	10/13/85	27	5	Michigan State	North Olmsted, Ohio	FA - '13
93	Hughes, John	DL	6-2	320	4/27/88	25	2	Cincinnati	Gahanna, Ohio	D3 - '12
27	Jackson, Brandon	RB	5-10	215	10/2/85	27	7	Nebraska	Horn Lake, Miss.	UFA (G.B.) - '11
52	Jackson, D'Qwell	LB	6-0	240	9/26/83	29	8	Maryland	Largo, Fla.	D2 - '06
94	Jean-Baptiste, Nicolas	DL	6-1	330	3/8/89	24	1	Baylor	Houston, Texas	FA - '13
30	Johnson, James-Michael	LB	6-1	240	8/20/89	24	2	Nevada	Las Vegas, Nev.	D4b - '12
51	Kearney, Venon	DB	6-2	185	1/31/89	24	R	Lane	Sarasota, Fla.	D4b - '11
40	Kennah, Abdul	DB	5-10	185	9/9/90	22	R	New Mexico Highlands	London, England	FA - '13
67	Kitchen, Ishmael	DL	6-1	330	8/24/88	25	2	Kent State	Youngstown, Ohio	W. (Bal.) - '12
69	Kruger, Dave	DL	6-5	285	5/17/90	23	R	Utah	Orem, Utah	FA - '13
99	Kruger, Paul	LB	6-4	270	2/15/86	27	5	Utah	Orem, Utah	UFA (Bal.) - '13
5	Lanning, Spencer	P	5-11	200	5/21/88	25	1	South Carolina	Rock Hill, S.C.	FA - '13
66	Lauvao, Shawn	OL	6-3	315	10/26/87	25	4	Arizona State	Honolulu, Hawaii	D3b - '10
28	Lewis, Dion	RB	5-8	195	9/27/90	22	3	Pittsburgh	Albany, N.Y.	Tr. (Phi.) - '13
18	Little, Greg	WR	6-2	220	5/30/89	24	3	North Carolina	Durham, N.C.	D2b - '11
55	Mack, Alex	OL	6-4	311	11/19/85	27	5	California	Santa Barbara, Calif.	D1 - '09
48	Marecic, Owen	FB	6-0	245	10/4/88	24	3	Stanford	Portland, Ore.	D4b - '11
35	Maysonet, Miguel	RB	5-10	210	12/13/89	23	R	Stony Brook	Riverhead, N.Y.	W. (Phi.) - '13
29	McFadden, Leon	DB	5-9	195	10/26/90	22	R	San Diego State	Bellflower, Calif.	D3 - '13
60	Miller, Ryan	OL	6-7	320	7/6/89	24	2	Colorado	Littleton, Colo.	D5 - '12
51	Mingo, Barkevious	LB	6-4	240	10/4/90	22	R	Louisiana State	West Monroe, La.	D1 - '13
56	Moten, Adrian	LB	6-2	230	4/22/88	25	2	Maryland	Suitland, Md.	FA - '12
11	Nelson, David	WR	6-5	215	11/7/86	26	4	Florida	Wichita Falls, Texas	FA - '13
10	Norwood, Jordan	WR	5-11	180	9/29/86	26	3	Penn State	State College, Pa.	FA - '10
25	Ogbonnaya, Chris	RB	6-0	225	5/5/86	27	4	Texas	Houston, Texas	FA - '11
21	Owens, Chris	DB	5-9	180	12/1/86	26	5	San Jose State	Los Angeles, Calif.	UFA (Atl.) - '13
62	Pinkston, Jason	OL	6-4	305	9/5/87	25	3	Pittsburgh, Pa.	Pittsburgh, Pa.	D5b - '11
38	Richardson, Kent	DB	5-11	200	4/21/87	26	R	West Virginia	Tallahassee, Fla.	FA - '13
33	Richardson, Trent	RB	5-9	230	7/10/90	23	2	Alabama	Pensacola, Fla.	D1a - '12
83	Roberson, Cordell	WR	6-4	205	12/3/90	22	R	Stephen F. Austin	Jefferson, Texas	FA - '13
53	Roberson, Craig	LB	6-1	229	2/11/88	25	2	North Texas	Stafford, Texas	FA - '11
71	Rubin, Ahtyba	DL	6-2	330	7/25/86	27	6	Iowa State	Pensacola, Fla.	D6a - '08
70	Sanford, Brian	DL	6-2	280	9/12/87	25	3	Temple	Hartford, Conn.	FA - '10
72	Schwartz, Mitchell	OL	6-5	320	6/8/89	24	2	California	Pacific Palisades, Calif.	D2 - '12
74	Shaw, Jarrod	OL	6-3	316	1/7/88	25	2	Tennessee	Lafayette, La.	FA - '11
97	Sheard, Jabaal	LB	6-2	255	5/10/89	24	3	Pittsburgh	Hollywood, Hills, Fla.	D2a - '11
22	Skirne, Buster	DB	5-9	185	4/26/89	24	3	Chattanooga	Woodstock, Ga.	D5a - '11
40	Slaughter, Jamoris	DB	6-0	195	12/22/89	23	R	Notre Dame	Stone Mountain, Ga.	D6 - '13
37	Smelley, Brad	TE	6-2	235	4/20/89	24	1	Alabama	Tuscaloosa, Ala.	D7b - '12
42	Smith, Tommy	LB	6-1	240	11/19/90	22	R	Boise State	Atlanta, Ga.	FA - '13
44	Staples, Justin	LB	6-4	245	12/10/89	23	R	Illinois	Lakewood, Ohio	FA - '13
49	Tannahill, Travis	TE	6-4	255	2/8/90	23	R	Kansas State	Overland Park, Kansas	FA - '13
98	Taylor, Phil	DL	6-3	335	4/7/88	25	3	Baylor	Clinton, Md.	D1 - '11
73	Thomas, Joe	OL	6-6	312	12/4/84	28	7	Wisconsin	Brookfield, Wis.	D1a - '07
26	Wade, Trevin	DB	5-10	190	8/1/89	24	2	Arizona	Austin, Texas	D7a - '12
66	Walker, Kenronte	DB	6-0	210	7/28/90	23	R	Missouri	Fayetteville, N.C.	FA - '13
64	Wallace, Martin	OL	6-6	305	4/22/90	23	R	Temple	New York, N.Y.	FA - '13
43	Ward, T.J.	DB	5-10	200	12/12/86	26	4	Oregon	San Francisco, Calif.	D2a - '10
3	Weeden, Brandon	QB	6-3	220	10/14/83	29	2	Oklahoma State	Edmond, Okla.	D1b - '12
90	Winn, Billy	DL	6-4	295	4/15/89	24	2	Boise State	Las Vegas, Nev.	D6b - '12
57	Yount, Christian	LS	6-1	256	7/8/88	25	3	UCLA	Coto de Caia, Calif.	FA - '11

* Ages as of regular-season opener (9/8/13)

NUMERICAL ROSTER

NO	NAME	POS	HT	WT	DOB	*AGE	EXP	COLLEGE	HOMETOWN	HOW ACO
2	T.J. Conley	P	6-1	215	8/29/85	28	2	Idaho	Wallia Wallia, Wash.	FA - '13
3	Brandon Weeden	QB	6-3	220	10/14/83	29	2	Oklahoma State	Edmond, Okla.	D1b - '12
5	Spencer Lanning	P	5-11	200	5/21/88	25	1	South Carolina	Rock Hill, S.C.	FA - '13
6	Brian Hoyer	QB	6-2	215	10/13/85	27	5	Michigan State	North Olmsted, Ohio	FA - '13
7	Shayne Graham	K	6-0	210	12/9/77	35	12	Virginia Tech	Radford, Va.	FA - '13
8	Brandon Bogotay	K	6-3	207	5/8/89	24	R	Georgia	San Diego, Calif.	FA - '13
9	Tori Gurley	WR	6-4	230	11/22/87	25	1	South Carolina	Rock Hill, S.C.	FA - '13
10	Jordan Norwood	WR	5-11	180	9/29/86	26	3	Penn State	State College, Pa.	FA - '10
11	David Nelson	WR	6-5	215	11/7/86	26	4	Florida	Wichita Falls, Texas	FA - '13
13	Josh Gordon	WR	6-3	225	4/13/91	22	2	Baylor	Houston, Texas	D2 (Sup.) - '12
15	Davone Bess	WR	5-10	195	9/13/85	27	6	Hawaii	Oakland, Calif.	Tr. (Mia.) - '13
16	Keenan Davis	WR	6-2	220	1/30/91	22	R	Iowa	Cedar Rapids, Iowa	FA - '13
17	Jason Campbell	QB	6-5	230	12/31/81	31	9	Auburn	Laurel, Miss.	UFA (Chi.) - '13
18	Greg Little	WR	6-2	220	5/30/89	24	3	North Carolina	Durham, N.C.	D2b - '11
20	Montario Hardesty	RB	6-0	225	2/1/87	26	4	Tennessee	New Bern, N.C.	D2b - '11
21	Chris Owens	DB	5-9	180	12/1/86	26	5	San Jose State	Los Angeles, Calif.	UFA (Atl.) - '13
22	Buster Skrine	DB	5-9	185	4/26/89	24	3	Chattanooga	Woodstock, Ga.	D5a - '11
23	Joe Haden	DB	5-11	190	4/14/89	24	4	Florida	Fort Washington, Md.	D1 - '10
24	Johnson Bademosi	DB	6-0	200	7/23/90	23	2	Stanford	Silver Springs, Md.	FA - '12
25	Chris Ogbonnaya	RB	6-0	225	5/5/86	27	4	Texas	Houston, Texas	FA - '11
26	Trevin Wade	DB	5-10	190	8/1/89	24	2	Arizona	Austin, Texas	D7a - '12
27	Brandon Jackson	RB	5-10	215	10/2/85	27	7	Nebraska	Horn Lake, Miss.	UFA (G.B.) - '11
28	Dion Lewis	RB	5-8	195	9/27/90	22	3	Pittsburgh	Albany, N.Y.	Tr. (Phi.) - '13
29	Leon McFadden	DB	5-9	195	10/26/90	22	R	San Diego State	Bellflower, Calif.	D3 - '13
30	Jamoris Slaughter	DB	5-9	195	12/22/89	23	R	Notre Dame	Stone Mountain, Ga.	D6 - '13
31	Vernon Kearney	DB	6-2	185	1/31/89	24	R	Lane	Sarasota, Fla.	FA - '13
33	Trent Richardson	RB	5-9	230	7/10/90	23	2	Alabama	Pensacola, Fla.	D1a - '12
34	Akeem Augustine	DB	5-10	185	10/10/89	23	R	South Carolina	Hollywood, Fla.	FA - '13
35	Miguel Maysonet	RB	5-10	210	12/13/89	23	R	Stony Brook	Riverhead, N.Y.	W. (Phi.) - '13
36	Kenronte Walker	DB	6-0	210	7/28/90	23	R	Missouri	Fayetteville, N.C.	FA - '13
37	Josh Aubrey	DB	5-10	200	4/9/91	22	R	Stephen F. Austin	Tyler, Texas	FA - '13
38	Kent Richardson	DB	5-11	200	4/21/87	26	R	West Virginia	Tallahassee, Fla.	FA - '13
39	Tashaun Gipson	DB	5-11	205	8/7/90	23	2	Wyoming	Dallas, Texas	FA - '12
40	Abdul Kennah	DB	5-10	185	9/9/90	22	R	New Mexico Highlands	London, England	FA - '13
42	Tommy Smith	LB	6-1	240	11/19/90	22	R	Boise State	Atlanta, Ga.	FA - '13
43	T.J. Ward	DB	5-10	200	12/12/86	26	4	Oregon	San Francisco, Calif.	D2a - '10
44	Justin Staples	LB	6-4	245	12/10/89	23	R	Illinois	Lakewood, Ohio	FA - '13
47	Brad Smiley	TE	6-2	235	4/20/89	24	1	Alabama	Tuscaloosa, Ala.	D7b - '12
48	Owen Marecic	FB	6-0	245	10/4/88	24	3	Stanford	Portland, Ore.	D4b - '11
49	Travis Tannahill	LB	6-4	255	2/8/90	23	R	Kansas State	Overland Park, Kansas	FA - '13
50	James-Michael Johnson	LB	6-1	240	8/20/89	24	2	Nevada	Las Vegas, Nev.	D4b - '12
51	Barkevious Mingo	LB	6-4	240	10/4/90	22	R	Louisiana State	West Monroe, La.	D1 - '13
52	D'Qwell Jackson	LB	6-0	240	9/26/83	29	8	Maryland	Largo, Fla.	D2 - '06
53	Craig Robertson	LB	6-1	229	2/11/88	25	2	North Texas	Stafford, Texas	FA - '11
54	Quentin Groves	LB	6-3	265	7/5/84	29	6	Auburn	Greenville, Miss.	UFA (Arz.) - '13
55	Alex Mack	OL	6-4	311	11/19/85	27	5	California	Santa Barbara, Calif.	D1 - '09
56	Adrian Moten	LB	6-2	230	4/22/88	25	2	Maryland	Suitland, Md.	FA - '12
57	Christian Yount	LS	6-1	256	7/8/88	25	3	UCLA	Coto de Caza, Calif.	FA - '11
58	L.J. Fort	LB	6-0	230	1/3/90	23	2	Northern Iowa	Waynesville, Mo.	FA - '12
59	Tank Carder	LB	6-2	235	1/18/89	24	2	Texas Christian	Sweeny, Texas	W. (Buf.) - '12
60	Ryan Miller	OL	6-7	320	7/6/89	24	2	Colorado	Littleton, Colo.	D5 - '12
61	Caylin Hauptmann	OL	6-3	300	7/10/91	22	R	Florida International	Los Angeles, Calif.	FA - '13
62	Jason Pinkston	OL	6-4	305	9/5/87	25	3	Pittsburgh	Pittsburgh, Pa.	D5b - '11
63	Aaron Adams	OL	6-5	305	5/16/89	24	R	Eastern Kentucky	Lake Worth, Fla.	FA - '13
64	Martin Wallace	OL	6-6	305	4/22/90	23	R	Temple	New York, N.Y.	FA - '13
65	Garrett Gilkey	OL	6-6	320	7/7/90	23	R	Chadron State	Sandwich, Ill.	D7b - '13
66	Shawn Lauvao	OL	6-3	315	10/26/87	25	4	Arizona State	Honolulu, Hawaii	D3b - '10
67	Ishmael'ly Kitchen	DL	6-1	330	8/24/88	25	2	Kent State	Youngstown, Ohio	W. (Bal.) - '12
68	Braxton Cave	OL	6-3	305	7/29/89	24	R	Notre Dame	Granger, Ind.	FA - '13
69	Dave Gruber	DL	5-5	285	5/17/90	23	R	Utah	Orem, Utah	FA - '13
70	Chris Faulk	OL	6-6	330	1/1/90	23	R	Louisiana State	Sidell, La.	FA - '10
71	Brian Sanford	DL	6-2	280	9/12/87	25	3	Temple	Hartford, Conn.	FA - '10
72	Ahyba Rubin	DL	6-2	330	7/25/86	27	6	Iowa State	Pensacola, Fla.	D6a - '08
73	Mitchell Schwartz	OL	5-5	320	6/8/89	24	2	California	Pacific Palisades, Calif.	D2 - '12
74	Joe Thomas	OL	6-6	312	12/4/84	28	7	Wisconsin	Brookfield, Wis.	D1a - '07
75	Jarrod Shaw	OL	6-3	316	1/7/88	25	2	Tennessee	Lafayette, La.	FA - '11
76	Oniel Cousins	OL	6-4	315	6/29/84	29	6	Texas-El Paso	Fullerton, Calif.	W. (Bal.) - '11
77	John Greco	OL	6-4	315	3/24/85	28	6	Toledo	Youngstown, Ohio	Tr. (St. L.) - '11
78	Dominic Alford	OL	6-3	320	2/22/88	25	1	Minnesota	Cleveland, Ohio	FA - '13
79	Rashad Butler	OL	6-4	310	2/10/83	30	8	Miami (Fla.)	Palm Beach Gardens, Fla.	UFA (Hou.) - '13
80	Travis Benjamin	WR	5-10	175	12/29/89	23	2	Miami (Fla.)	Belle Glade, Fla.	D4a - '12
81	Kellen Davis	TE	6-7	265	11/11/85	27	6	Michigan State	Adrian, Mich.	FA - '13
82	Gary Barnidge	TE	6-5	250	9/22/85	27	6	Louisville	Middleburg, Fla.	UFA (Car.) - '13
83	Cordell Robertson	WR	6-4	205	12/3/90	22	R	Stephen F. Austin	Jefferson, Texas	FA - '13
84	Jordan Cameron	TE	6-5	245	8/7/88	25	3	Southern California	Newbury Park, Calif.	D4a - '11
86	Mike Edwards	WR	5-11	200	12/14/89	23	R	Texas-El Paso	Glendora, Calif.	FA - '13
87	Dan Gronkowski	TE	6-5	255	1/21/85	28	3	Maryland	Williamsville, N.Y.	FA - '13
88	Josh Cooper	WR	5-10	190	1/8/89	24	2	Oklahoma State	Mustang, Okla.	FA - '12
89	Dominique Croom	WR	6-2	190	4/26/91	22	R	Central Arkansas	Cherokee, Ala.	FA - '13
90	Billy Winn	DL	6-4	295	4/15/89	24	2	Boise State	Las Vegas, Nev.	D6b - '12
91	Hall Davis	DL	6-4	270	3/2/87	26	1	Louisiana-Lafayette	Baton Rouge, La.	FA - '12
92	Desmond Bryant	DL	6-6	310	12/15/85	27	5	Harvard	Elizabethtown, N.C.	UFA (Oak.) - '13
93	John Hughes	DL	6-2	320	4/27/88	25	2	Cincinnati	Gahanna, Ohio	D3 - '12
94	Nicolas Jean-Baptiste	DL	6-1	330	3/8/89	24	1	Baylor	Houston, Texas	FA - '13
95	Armory Bryant	DL	6-4	265	5/5/90	23	R	East Central	Wichita Falls, Texas	D7a - '13
96	Kendrick Adams	LB	6-5	250	11/3/88	24	1	Louisiana State	Enterprise, Ala.	FA - '12
97	Jabaa Sheard	LB	6-2	255	5/10/89	24	3	Pittsburgh	Hollywood, Hills, Fla.	D2a - '11
98	Phil Taylor	DL	6-3	335	4/7/88	25	3	Baylor	Clinton, Mo.	D1 - '11
99	Paul Kruger	LB	6-4	270	2/15/86	27	5	Utah	Orem, Utah	UFA (Bal.) - '13

* Ages as of regular-season opener (9/8/13)

2012 AMERICAN FOOTBALL CONFERENCE

AFC EAST	W	L	T	PCT	PF	PA	HOME	AWAY	CONF	DIV	STRK
z-New England Patriots	12	4	0	.750	557	331	6-2	6-2	11-1	6-0	Won 2
Miami Dolphins	7	9	0	.438	288	317	5-3	2-6	5-7	2-4	Lost 1
New York Jets	6	10	0	.375	281	375	3-5	3-5	4-8	2-4	Lost 3
Buffalo Bills	6	10	0	.375	344	435	4-4	2-6	5-7	2-4	Won 1
AFC NORTH	W	L	T	PCT	PF	PA	HOME	AWAY	CONF	DIV	STRK
z-Baltimore Ravens	10	6	0	.625	398	344	6-2	4-4	8-4	4-2	Lost 1
y-Cincinnati Bengals	10	6	0	.625	391	320	4-4	6-2	7-5	3-3	Won 3
Pittsburgh Steelers	8	8	0	.500	336	314	5-3	3-5	5-7	3-3	Won 1
Cleveland Browns	5	11	0	.313	302	368	4-4	1-7	5-7	2-4	Lost 3
AFC SOUTH	W	L	T	PCT	PF	PA	HOME	AWAY	CONF	DIV	STRK
z-Houston Texans	12	4	0	.750	416	331	6-2	6-2	10-2	5-1	Lost 2
y-Indianapolis Colts	11	5	0	.688	357	387	7-1	4-4	8-4	4-2	Won 2
Tennessee Titans	6	10	0	.375	330	471	4-4	2-6	5-7	1-5	Won 1
Jacksonville Jaguars	2	14	0	.125	255	444	1-7	1-7	2-10	2-4	Lost 5
AFC WEST	W	L	T	PCT	PF	PA	HOME	AWAY	CONF	DIV	STRK
*-Denver Broncos	13	3	0	.813	481	289	7-1	6-2	10-2	6-0	Won 11
San Diego Chargers	7	9	0	.438	350	350	3-5	4-4	7-5	4-2	Won 2
Oakland Raiders	4	12	0	.250	290	443	3-5	1-7	4-8	2-4	Lost 2
Kansas City Chiefs	2	14	0	.125	211	425	1-7	1-7	0-12	0-6	Lost 4

2012 NATIONAL FOOTBALL CONFERENCE

NFC EAST	W	L	T	PCT	PF	PA	HOME	AWAY	CONF	DIV	STRK
z-Washington Redskins	10	6	0	.625	436	388	5-3	5-3	8-4	5-1	Won 7
New York Giants	9	7	0	.563	429	344	6-2	3-5	8-4	3-3	Won 1
Dallas Cowboys	8	8	0	.500	376	400	4-4	4-4	5-7	3-3	Lost 2
Philadelphia Eagles	4	12	0	.250	280	444	2-6	2-6	2-10	1-5	Lost 3
NFC NORTH	W	L	T	PCT	PF	PA	HOME	AWAY	CONF	DIV	STRK
z-Green Bay Packers	11	5	0	.688	433	336	7-1	4-4	8-4	5-1	Lost 1
y-Minnesota Vikings	10	6	0	.625	379	348	7-1	3-5	7-5	4-2	Won 4
Chicago Bears	10	6	0	.625	375	277	5-3	5-3	7-5	3-3	Won 2
Detroit Lions	4	12	0	.250	372	437	2-6	2-6	3-9	0-6	Lost 8
NFC SOUTH	W	L	T	PCT	PF	PA	HOME	AWAY	CONF	DIV	STRK
*-Atlanta Falcons	13	3	0	.813	419	299	7-1	6-2	9-3	3-3	Lost 1
Carolina Panthers	7	9	0	.438	357	363	3-5	4-4	5-7	3-3	Won 4
New Orleans Saints	7	9	0	.438	461	454	4-4	3-5	5-7	3-3	Lost 1
Tampa Bay Buccaneers	7	9	0	.438	389	394	3-5	4-4	4-8	3-3	Won 1
NFC WEST	W	L	T	PCT	PF	PA	HOME	AWAY	CONF	DIV	STRK
z-San Francisco 49ers	11	4	1	.719	397	273	6-1-1	5-3	7-4-1	3-2-1	Won 1
y-Seattle Seahawks	11	5	0	.688	412	245	8-0	3-5	8-4	3-3	Won 5
St. Louis Rams	7	8	1	.469	299	348	4-4	3-4-1	6-5-1	4-1-1	Lost 1
Arizona Cardinals	5	11	0	.313	250	357	4-4	1-7	3-9	1-5	Lost 2

* Clinched division and home field advantage; y - Clinched wild card; z - Clinched division

PLAYOFF RESULTS

WILD CARD GAMES

HOUSTON TEXANS 19, Cincinnati Bengals 13 (January 5, 2013)
 GREEN BAY PACKERS 24, Minnesota Vikings 10 (January 5, 2013)
 BALTIMORE RAVENS 24, Indianapolis Colts 9 (January 6, 2013)
 Seattle Seahawks 24, WASHINGTON REDSKINS 14 (January 6, 2013)

DIVISIONAL PLAYOFFS

Baltimore Ravens 38, DENVER BRONCOS 35 (January 12, 2013) (OT)
 SAN FRANCISCO 49ERS 45, Green Bay Packers 31 (January 12, 2013)
 ATLANTA FALCONS 30, Seattle Seahawks 28 (January 13, 2013)
 NEW ENGLAND PATRIOTS 41, Houston Texans 28 (January 13, 2013)

CONFERENCE CHAMPIONSHIPS

San Francisco 49ers 28, ATLANTA FALCONS 24 (January 20, 2013)
 Baltimore Ravens 28, NEW ENGLAND PATRIOTS 13 (January 20, 2013)

PRO BOWL AT HONOLULU, HAWAII

NFC 62, AFC 35 (January 28, 2013)

SUPER BOWL XLVII AT NEW ORLEANS, LOUISIANA

Baltimore Ravens 34, SAN FRANCISCO 49ERS 31 (February 3, 2013)

Home Team in CAPS

CLEVELAND BROWNS 2012 SEASON

PRESEASON (WON 2, LOST 2)

DATE	OPPONENT	RESULT	SCORE	RECORD	ATTENDANCE
Aug. 10	at Detroit Lions	Won	19-17	1-0	58,933
Aug. 16	at Green Bay Packers	Won	35-10	2-0	68,201
Aug. 24	PHILADELPHIA EAGLES	Lost	10-27	2-1	54,550
Aug. 30	CHICAGO BEARS	Lost	20-28	2-2	54,297

REGULAR SEASON (WON 5, LOST 11)

DATE	OPPONENT	RESULT	SCORE	RECORD	ATTENDANCE
Sept. 9	PHILADELPHIA EAGLES	Lost	16-17	0-1	68,693
Sept. 16	at Cincinnati Bengals	Lost	27-34	0-2	63,036
Sept. 23	BUFFALO BILLS	Lost	14-24	0-3	69,353
Sept. 27	at Baltimore Ravens	Lost	16-23	0-4	70,944
Oct. 7	at New York Giants	Lost	27-41	0-5	79,911
Oct. 14	CINCINNATI BENGALS	Won	34-24	1-5	67,060
Oct. 21	at Indianapolis Colts	Lost	13-17	1-6	64,560
Oct. 28	SAN DIEGO CHARGERS	Won	7-6	2-6	65,337
Nov. 4	BALTIMORE RAVENS	Lost	15-25	2-7	65,449
Nov. 18	at Dallas Cowboys	Lost	20-23 (OT)	2-8	81,936
Nov. 25	PITTSBURGH STEELERS	Won	20-14	3-8	69,661
Dec. 2	at Oakland Raiders	Won	20-17	4-8	43,641
Dec. 9	KANSAS CITY CHIEFS	Won	30-7	5-8	62,422
Dec. 16	WASHINGTON REDSKINS	Lost	21-38	5-9	65,083
Dec. 23	at Denver Broncos	Lost	12-34	5-10	76,351
Dec. 30	at Pittsburgh Steelers	Lost	10-24	5-11	51,831

NFL OVERTIME PROCEDURES

For the 2010 postseason, the NFL installed a modified sudden death system to determine the winner when the score is tied at the end of regulation. In 2012, the system was expanded to cover all NFL games, including regular-season and preseason games. Modified sudden death guarantees each team a possession or the opportunity to possess, unless the team that receives the opening kickoff scores a touchdown on its initial possession.

At the end of regulation time, the Referee will immediately toss coin at center of field in accordance with rules pertaining to the usual pregame toss. The captain of the visiting team will call the toss prior to the coin being flipped.

Following a three-minute intermission after the end of regulation, there shall be a maximum of one 15-minute period for all preseason and regular season games. Each team must possess or have the opportunity to possess the ball unless the team that has the ball first scores a touchdown on its initial possession. Play continues in sudden death until a winner is determined, and the game automatically ends upon any score (by safety, field goal, or touchdown) or when a score is awarded by Referee for a palpably unfair act. Each team shall be entitled to two timeouts, and if there is an excess timeout, the usual rules shall apply. Try is not attempted if touchdown scored. Disqualified players are not allowed to return.

If the score is tied at the end of a 15-minute overtime during the preseason or regular season the game shall result in a tie.

During the postseason, play will be continued in 15-minute periods until a winner is declared. During the postseason each team is entitled to three timeouts per half.

Instant Replay: No challenges. Reviews to be initiated by the replay official.

Key Definitions

Possession: Actual possession of the ball with complete control. The defense gains possession when it catches, intercepts, or recovers a loose ball.

Opportunity to possess: The opportunity to possess occurs only during kicking plays. A kickoff is an opportunity to possess for the receiving team. If the kicking team legally recovers the kick, the receiving team is considered to have had its opportunity. A punt or a field goal that crosses the line of scrimmage and is muffed by the receiving team is considered to be an opportunity to possess for the receivers. Normal touching rules by the kicking team apply.

2012 FINAL STATISTICS

WON 5, LOST 11

DATE	W/L	SCORE	OPPONENT	ATTEND
9/9	L	16-17	PHILADELPHIA EAGLES	68,693
9/16	L	27-34	at Cincinnati Bengals	63,036
9/23	L	14-24	BUFFALO BILLS	69,353
9/27	L	16-23	at Baltimore Ravens	70,944
10/7	L	27-41	at New York Giants	79,911
10/14	W	34-24	CINCINNATI BENGALS	67,060
10/21	L	13-17	at Indianapolis Colts	64,560
10/28	W	7-6	SAN DIEGO CHARGERS	65,337
11/4	L	15-25	BALTIMORE RAVENS	65,449
11/18	L	20-23 OT	at Dallas Cowboys	81,936
11/25	W	20-14	PITTSBURGH STEELERS	69,661
12/2	W	20-17	at Oakland Raiders	43,641
12/9	W	30-7	KANSAS CITY CHIEFS	62,422
12/16	L	21-38	WASHINGTON REDSKINS	65,083
12/23	L	12-34	at Denver Broncos	76,351
12/30	L	10-24	at Pittsburgh Steelers	51,831

TEAM STATISTICS

	BROWNS	OPPONENTS
TOTAL FIRST DOWNS	279	345
Rushing	71	104
Passing	185	203
Penalty	23	38
3rd Down: Made/Att	67/218	85/223
3rd Down Pct.	30.7	38.1
4th Down: Made/Att	7/16	7/11
4th Down Pct.	43.8	63.6
POSSESSION AVG.	27:59	32:01
TOTAL NET YARDS	5,028	5,821
Avg. Per Game	314.3	363.8
Total Plays	998	1,095
Avg. Per Play	5.0	5.3
NET YARDS RUSHING	1,593	1,898
Avg. Per Game	99.6	118.6
Total Rushes	396	457
NET YARDS PASSING	3,435	3,923
Avg. Per Game	214.7	245.2
Sacked/Yards Lost	36/233	38/233
Gross Yards	3,668	4,156
Att./Completions	566/328	600/378
Completion Pct.	58.0	63.0
Had Intercepted	18	17
PUNTS/AVERAGE	90/41.8	88/46.0
NET PUNTING AVG.	90/37.1	88/37.0
PENALTIES/YARDS	113/1,005	120/1,008
FUMBLES/BALL LOST	22/8	25/12
TOUCHDOWNS	31	44
Rushing	12	14
Passing	16	27
Returns	3	3

SCORE BY PERIODS

	Q1	Q2	Q3	Q4	OT	PTS
BROWNS	50	89	69	94	0	302
OPPONENTS	84	96	75	110	3	368

SCORING	TD	RU	PA	RT	PAT	FG	2PT	PTS
Dawson, Phil	0	0	0	0	29/29	29/31	0	116
Richardson, Trent	12	11	1	0	0/0	0/0	0	72
Gordon, Josh	5	0	5	0	0/0	0/0	0	30
Little, Greg	4	0	4	0	0/0	0/0	0	24
Benjamin, Travis	3	0	2	1	0/0	0/0	0	18
Watson, Benjamin	3	0	3	0	0/0	0/0	0	18
Brown, Sheldon	1	0	0	1	0/0	0/0	0	6
Cameron, Jordan	1	0	1	0	0/0	0/0	0	6
Hadresty, Montario	1	1	0	0	0/0	0/0	0	6
Jackson, D'Qwell	1	0	0	1	0/0	0/0	0	6
BROWNS	31	12	16	3	29/29	29/31	0	302
OPPONENTS	44	14	27	3	42/42	20/24	0	368

2PT CONVERSIONS:

BROWNS: 0/2

OPPONENTS: 1/2

SACKS:

Sheard 7, Parker 6, Rucker 4, D. Jackson 3.5, Hughes 3, Malava 2, Rubin 2, Young 1.5, S. Brown 1, Fort 1, Fujita 1, Robertson 1, Stephens 1, Taylor 1, Ward 1, Winn 1, (Group 1)

BROWNS: 38 OPPONENTS: 36

FUM/LOST: Cribbs 6/3, Weeden 6/1, Richardson 3/0, Hardesty 2/0, Benjamin 1/1, Gordon 1/1, Jo. Johnson 1/1, Ogbonnaya 1/1, Watson 1/0

PASSING	ATT	CMP	YDS	CMP%	YDS/ATT	TD
Weeden, Brandon	517	297	3,385	57.4	6.55	14
Lewis, Thaddeus	32	22	204	68.8	6.38	1
McCoy, Colt	17	9	79	52.9	4.65	1
Johnson, Josh	0	0	0	---	---	0
BROWNS	566	328	3,668	58.0	6.48	16
OPPONENTS	600	378	4,156	63.0	6.93	27

RUSHING	NO	YDS	AVG	LONG	TD
Richardson, Trent	267	950	3.6	321	11
Hardesty, Montario	65	271	4.2	25	1
Weeden, Brandon	27	111	4.1	25	0
Benjamin, Travis	6	66	11.0	35	0
Jackson, Brandon	8	54	6.8	25	0
Cribbs, Joshua	6	42	7.0	16	0
Ventrone, Ray	1	35	35.0	35	0
Ogbonnaya, Chris	8	30	3.8	9	0
Little, Greg	2	15	7.5	17	0
McCoy, Colt	4	15	3.8	15	0
Lewis, Thaddeus	1	3	3.0	3	0
Norwood, Jordan	1	1	1.0	1	0
BROWNS	396	1,593	4.0	35	12
OPPONENTS	457	1,898	4.2	801	14

RECEIVING	NO	YDS	AVG	LONG	TD
Little, Greg	53	647	12.2	43	4
Richardson, Trent	51	367	7.2	27	1
Gordon, Josh	50	805	16.1	71t	5
Watson, Benjamin	49	501	10.2	27	3
Ogbonnaya, Chris	24	187	7.8	38	0
Cameron, Jordan	20	226	11.3	28	1
Benjamin, Travis	18	298	16.6	69t	2
Massaquoi, Mohamed	17	254	14.9	54	0
Norwood, Jordan	13	137	10.5	27	0
Smith, Alex	13	47	3.6	17	0
Cooper, Josh	8	106	13.3	28	0
Cribbs, Joshua	7	63	9.0	24	0
Jackson, Brandon	2	20	10.0	14	0
Hardesty, Montario	2	16	8.0	9	0
Smalley, Brad	1	3	3.0	3	0
Weeden, Brandon	0	-9	---	-9	0
BROWNS	328	3,668	11.2	71t	16
OPPONENTS	378	4,156	11.0	64t	27

INTERCEPTIONS	NO	YDS	AVG	LONG	TD
Haden, Joe	3	64	21.3	50	0
Young, Usama	3	44	14.7	44	0
Brown, Sheldon	3	20	6.7	19t	1
Jackson, D'Qwell	2	31	15.5	27t	1
Robertson, Craig	2	1	0.5	1	0
Ward, T.J.	1	37	37.0	37	0
Gipson, Tashaun	1	23	23.0	23	0
Fort, L.J.	1	10	10.0	10	0
Winn, Billy	1	0	0.0	0	0
BROWNS	17	230	13.5	50	2
OPPONENTS	18	296	16.4	63t	2

PUNTING	NO	YDS	AVG	NET	TB	IN	LG	BL
Hodges, Reggie	90	3,766	41.8	37.1	4	29	58	0
BROWNS	90	3,766	41.8	37.1	4	29	58	0
OPPONENTS	88	4,044	46.0	37.0	9	27	66	0

PUNT RETURNS	RET	FC	YDS	AVG	LONG	TD
Cribbs, Joshua	38	8	457	12.0	60	0
Benjamin, Travis	3	1	149	49.7	93t	1
BROWNS	41	9	606	14.8	93t	1
OPPONENTS	34	26	343	10.1	81t	1

KICKOFF RETURNS	NO	YDS	AVG	LONG	TD
Cribbs, Joshua	43	1,178	27.4	74	0
Benjamin, Travis	3	76	25.3	29	0
Hagg, Eric	2	8	4.0	5	0
Johnson, James-Michael	1	0	0.0	0	0
Stephens, Emmanuel	1	7	7.0	7	0
BROWNS	50	1,269	25.4	74	0
OPPONENTS	43	853	19.8	34	0

FIELD GOALS	1-19	20-29	30-39	40-49	50+
Dawson, Phil	0/0	8/9	8/9	6/6	7/7
BROWNS	0/0	8/9	8/9	6/6	7/7
OPPONENTS	0/0	2/3	7/7	10/12	1/2

DAWSON: (43G, 42G, 22G)(50G, 25G)(51G, 50G, 52G)(32G, 41G)(41G, 38G)(32G, 28G, 29G, 33G, 41G)(51G, 37G)(28G, 32G)(41G, 35G, 28B)(23G, 24G, 34G)(27G, 53G)(0)(39N, 51G)
 OPP: (42G, 45N)(39G, 37G)(37G)(45G, 47N)(29G, 40G)(44G)(38G)(34G, 31G)(43G)(44G, 32G, 38G)(0)(51G, 61N)(27N)(44G)(27G, 41G)(41G)

DEFENSIVE STATISTICS

PLAYER	TACKLES			SACKS	YDS	INTS	YDS	PBU	FOR	FUMBLES		TD
	TOTAL	SOLO	ASST							REC	SAFETY	
D'Owell Jackson	119	64	55	3.5	4.5	2	31	7	2	2	0	1
Craig Robertson	83	56	27	1.0	10.0	2	1	3	0	2	0	0
Buster Skrine	73	65	8	0.0	0.0	0	0	11	0	1	0	0
T.J. Ward	68	50	18	1.0	10.0	1	37	4	3	0	0	0
Sheldon Brown	60	53	7	1.0	6.0	3	20	13	1	2	0	1
Jabaa Sheard	53	35	18	7.0	51.0	0	0	4	1	0	0	0
Usama Young	52	36	16	1.5	9.5	3	44	7	0	1	0	0
Joe Haden	51	40	11	0.0	0.0	3	64	10	1	0	0	0
Kaluka Maiava	49	30	19	2.0	9.0	0	0	3	2	0	0	0
Frostee Rucker	48	29	19	4.0	22.0	0	0	1	1	0	0	0
Ahtyba Rubin	44	30	14	2.0	13.0	0	0	2	2	0	0	0
John Hughes	34	18	16	3.0	17.0	0	0	1	0	0	0	0
James-Michael Johnson	32	17	15	0.0	0.0	0	0	0	0	0	0	0
Tashaun Gipson	29	23	6	0.0	0.0	1	23	1	0	0	0	0
Dimitri Patterson	28	25	3	0.0	0.0	0	0	5	0	0	0	0
Billy Winn	26	19	7	1.0	6.0	1	0	3	0	2	0	0
Juqua Parker	25	18	7	6.0	48.0	0	0	0	2	1	0	0
Eric Hagg	22	20	2	0.0	0.0	0	0	1	0	0	0	0
Ishmael Kitchen	18	7	11	0.0	0.0	0	0	0	0	0	0	0
Scott Fujita	14	10	4	1.0	0.0	0	0	0	0	0	0	0
Phil Taylor	14	12	2	1.0	6.0	0	0	0	0	1	0	0
L.J. Fort	13	8	5	1.0	1.0	1	10	3	0	0	0	0
Trevin Wade	11	8	3	0.0	0.0	0	0	1	0	0	0	0
Emmanuel Stephens	9	8	1	1.0	14.0	0	0	0	1	0	0	0
Johnson Bademosi	3	3	0	0.0	0.0	0	0	1	0	0	0	0
Tank Carder	1	0	1	0.0	0.0	0	0	1	0	0	0	0
TEAM	2	2	0	1.0	2.0	0	0	0	0	0	0	0

SPECIAL TEAMS STATISTICS

PLAYER	TOTAL	TACKLES		FUMBLES		PATs	BLOCKED		TDS	SAFETY
		SOLO	ASST	FOR	REC		FGS	PUNTS		
Johnson Bademosi	18	13	5	0	0	0	0	0	0	0
Buster Skrine	11	7	4	0	0	0	0	0	0	0
Craig Robertson	10	6	4	0	0	0	0	0	0	0
Joshua Cribbs	9	9	0	0	1	0	0	0	0	0
Ray Ventrone	7	5	2	0	0	0	0	0	0	0
L.J. Fort	7	5	2	0	0	0	0	0	0	0
Kaluka Maiava	6	5	1	0	0	0	0	0	0	0
Trevin Wade	6	5	1	0	0	0	0	0	0	0
Tank Carder	5	2	3	0	0	0	0	0	0	0
Tashaun Gipson	4	3	1	0	0	0	0	0	0	0
Christian Yount	4	2	2	0	0	0	0	0	0	0
James-Michael Johnson	3	2	1	0	0	0	0	0	0	0
Chris Ogbonnaya	2	2	0	0	0	0	0	0	0	0
Jordan Cameron	1	1	0	0	0	0	0	0	0	0
Owen Marecic	1	1	0	0	0	0	0	0	0	0
Usama Young	1	1	0	0	0	0	0	0	0	0
Reggie Hodges	1	0	1	0	0	0	0	0	0	0

MISCELLANEOUS STATISTICS

PLAYER	TACKLES			FUMBLES		PATs	BLOCKED		TDS	SAFETY
	TOTAL	SOLO	ASST	FOR	REC		FGS	PUNTS		
Greg Little	4	4	0	0	0	0	0	0	0	0
Chris Ogbonnaya	3	3	0	0	0	0	0	0	0	0
Travis Benjamin	2	2	0	0	1	0	0	0	0	0
John Greco	2	2	0	0	0	0	0	0	0	0
Alex Mack	2	2	0	0	0	0	0	0	0	0
Josh Cooper	1	1	0	0	0	0	0	0	0	0
Josh Gordon	1	1	0	0	0	0	0	0	0	0
Shawn Lauvao	1	1	0	0	0	0	0	0	0	0
Joe Thomas	1	1	0	0	1	0	0	0	0	0
Montario Hardesty	0	0	0	0	2	0	0	0	0	0
Trent Richardson	0	0	0	0	2	0	0	0	0	0
Brandon Weeden	0	0	0	0	2	0	0	0	0	0
Joshua Cribbs	0	0	0	0	1	0	0	0	0	0
Mohamed Massaquoi	0	0	0	0	1	0	0	0	0	0
Mitchell Schwartz	0	0	0	0	1	0	0	0	0	0

PARTICIPATION CHART

DATE OPPONENT	9/9 PHI	9/16 @CIN	9/23 BUF	9/27 BAL	10/7 @NYG	10/14 CIN	10/21 @IND	10/28 SD	11/4 BAL	11/18 @DAL	11/25 PIT	12/2 @OAK	12/9 KC	12/16 WAS	12/23 @DEN	12/30 @PIT	GP	GS	DNP	IA	
Acho, E.	IR	IR	IR	IR	IR	IR	IR	IR	IR	IR	IR	IR	IR	IR	IR	IR	0	0	0	0	
Adams, K.	N	N	N	N	N	N	N	N	N	N	N	N	N	PS	PS	PS	0	0	0	0	
Bademosi, J.	X	X	X	X	X	X	X	X	X	X	X	X	X	X	X	X	16	0	0	0	
Benard, M.	IR	IR	IR	IR	IR	N	N	N	N	N	N	N	N	N	N	N	0	0	0	0	
Benjamin, T.	X	WR	X	X	IA	IA	X	X	X	X	X	X	X	X	WR	WR	14	3	0	2	
Brown, S.	RCB	X	RCB	RCB	RCB	RCB	RCB	RCB	RCB	RCB	RCB	RCB	RCB	RCB	RCB	RCB	IA	15	14	0	1
Browning, B.	N	N	N	N	N	N	N	PS	PS	PS	PS	PS	PS	PS	PS	PS	0	0	0	0	
Bryan, G.	N	N	N	N	N	N	N	N	N	N	N	N	N	N	PS	PS	0	0	0	0	
Cameron, J.	X	X	X	TE	X	TE	TE	X	X	TE	X	TE	TE	TE	IA	IA	14	6	0	2	
Cameron, R.	PS	PS	PS	PS	PS	PS	PS	PS	DNP	IA	IA	IA	IA	N	N	N	0	0	1	4	
Carder, T.	X	IA	X	X	X	X	X	X	X	X	X	X	X	X	X	SLB	15	1	0	1	
Cooper, J.	PS	PS	PS	PS	PS	X	X	X	IA	X	IA	IA	IA	X	X	X	6	0	0	5	
Cousins, O.	IA	IA	X	X	X	X	X	X	X	X	X	X	X	X	X	X	14	0	0	2	
Cribbs, J.	X	X	X	WR	X	WR	X	X	X	X	X	X	X	X	X	X	16	2	0	0	
Davis, H.	N	N	N	N	N	N	N	N	PS	PS	PS	PS	PS	PS	X	X	2	0	0	0	
Dawson, P.	X	X	X	X	X	X	X	X	X	X	X	X	X	X	X	X	16	0	0	0	
Elmore, R.	N	N	N	N	N	N	N	N	N	PS	PS	PS	PS	PS	PS	PS	0	0	0	0	
English, A.	IR	IR	IR	IR	IR	IR	IR	IR	IR	IR	IR	IR	IR	IR	IR	IR	0	0	0	0	
Fort, L.J.	SLB	X	X	X	X	X	X	X	X	X	X	X	X	X	X	X	16	1	0	0	
Fujita, S.	E	SLB	X	SLB	SLB	IA	IA	IR	IR	IR	IR	IR	IR	IR	IR	IR	4	3	0	2	
Gerhart, G.	PS	PS	PS	PS	PS	PS	PS	PS	PS	PS	PS	PS	PS	PS	PS	PS	0	0	0	0	
Gipson, T.	X	X	X	X	IA	IA	IA	IA	IA	X	FS	FS	X	X	IA	FS	10	3	0	6	
Gocong, C.	IR	IR	IR	IR	IR	IR	IR	IR	IR	IR	IR	IR	IR	IR	IR	IR	0	0	0	0	
Gordon, J.	WR	X	WR	X	WR	X	WR	WR	WR	WR	WR	WR	WR	WR	WR	WR	16	13	0	0	
Greco, J.	DNP	X	DNP	X	X	X	LG	LG	LG	LG	LG	LG	LG	LG	LG	LG	14	10	2	0	
Haden, J.	LCB	SUS	SUS	SUS	SUS	LCB	LCB	LCB	LCB	IA	LCB	LCB	LCB	LCB	LCB	LCB	11	11	0	1	
Hagg, E.	FS	FS	IA	IA	X	X	X	X	X	X	X	X	IA	IA	FS	SS	12	4	0	4	
Hardesty, M.	DNP	X	X	DNP	X	X	X	X	DNP	X	X	X	X	X	X	RB	13	1	3	0	
Hodges, R.	X	X	X	X	X	X	X	X	X	X	X	X	X	X	X	X	16	0	0	0	
Hughes, J.	X	X	X	X	X	DT	X	DT	X	X	X	X	X	X	X	X	16	2	0	0	
Jackson, B.	X	IA	IA	IA	IA	DNP	IA	IA	IA	IA	IA	IA	IA	IA	IA	IA	X	2	0	1	13
Jackson, D.	MLB	MLB	MLB	MLB	MLB	MLB	MLB	MLB	MLB	MLB	MLB	MLB	MLB	MLB	MLB	MLB	16	16	0	0	
Jacobs, B.	PS	PS	PS	PS	PS	N	N	N	N	N	N	N	N	N	N	N	0	0	0	0	
Johnson, J-M.	IA	IA	IA	IA	X	SLB	SLB	SLB	SLB	X	SLB	SLB	SLB	IR	IR	IR	10	8	0	4	
Johnson, J.	N	N	N	N	N	N	N	N	N	N	N	N	N	N	N	N	X	1	0	0	0
Kitchen, I.	X	X	X	X	X	X	X	X	X	X	X	X	X	X	IA	X	15	0	0	1	
Lauvao, S.	RG	RG	RG	RG	RG	RG	RG	RG	RG	RG	RG	RG	RG	RG	RG	RG	16	16	0	0	
Lewis, T.	IA	IA	IA	IA	IA	PS	PS	PS	PS	PS	PS	PS	PS	PS	PS	QB	1	1	0	5	
Little, G.	WR	WR	WR	WR	WR	WR	WR	WR	WR	WR	WR	WR	WR	WR	WR	WR	16	16	0	0	
Mabin, J.	N	N	N	N	N	N	N	N	N	N	N	N	N	N	N	N	PS	0	0	0	0
Mack, A.	C	C	C	C	C	C	C	C	C	C	C	C	C	C	C	C	16	16	0	0	
Maiaua, K.	WLB	WLB	X	WLB	WLB	WLB	WLB	WLB	WLB	X	WLB	WLB	WLB	X	WLB	X	16	13	0	0	
Marecic, O.	FB	X	X	X	FB	X	X	IA	IA	IA	IA	X	IA	X	X	X	10	2	0	6	
Massaquoi, M.	WR	WR	WR	IA	IA	IA	IA	IA	WR	X	WR	X	X	IA	IA	IA	9	5	0	6	
McCoy, C.	DNP	DNP	DNP	DNP	DNP	DNP	DNP	DNP	DNP	X	DNP	X	DNP	X	IA	IA	3	0	12	1	
Miller, P.	N	N	N	N	N	N	N	N	N	N	N	N	N	N	X	X	2	0	0	0	
Miller, R.	X	DNP	IA	IA	IA	IA	DNP	X	X	X	X	X	X	DNP	DNP	X	8	0	4	4	
Moten, A.	N	N	N	N	N	N	N	N	N	N	N	N	N	N	IA	IA	0	0	0	2	
Norwood, J.	IA	IA	IA	X	X	IR-R	IR-R	IR-R	IR-R	IR-R	IR-R	IR-R	IR-R	IR-R	IR-R	IR-R	2	0	0	3	
Ogbonnaya, C.	IA	X	X	X	X	X	X	X	X	X	X	X	X	X	RB	X	15	1	0	1	
Parker, J.	X	X	X	X	X	X	X	X	X	X	X	X	X	X	X	X	16	0	0	0	
Patterson, D.	X	LCB	LCB	LCB	LCB	IA	IA	IA	IA	IA	IA	IA	IA	X	N	N	7	4	0	7	
Pinkston, J.	LG	LG	LG	LG	LG	LG	IA	IR	IR	IR	IR	IR	IR	IR	IR	IR	6	6	0	1	
Richardson, T.	RB	RB	RB	RB	RB	RB	RB	RB	RB	RB	RB	RB	RB	RB	RB	RB	IA	15	15	0	1
Robertson, C.	X	X	LB	X	X	X	X	X	X	X	WLB	X	X	X	LB	X	16	3	0	0	
Rubin, A.	DT	DT	DT	DT	DT	IA	DT	IA	IA	DT	DT	DT	DT	DT	DT	DT	13	13	0	3	
Rucker, F.	RE	RE	RE	RE	RE	RE	RE	RE	RE	RE	RE	RE	RE	RE	RE	RE	16	16	0	0	
Sanford, B.	PS	PS	PS	PS	PS	PS	PS	X	IR	IR	IR	IR	IR	IR	IR	IR	1	0	0	0	
Schwarz, M.	RT	RT	RT	RT	RT	RT	RT	RT	RT	RT	RT	RT	RT	RT	RT	RT	16	16	0	0	
Shaw, J.	PS	PS	PS	PS	PS	PS	PS	PS	IA	IA	IA	IA	IA	IA	IA	IA	0	0	0	9	
Sheard, J.	LE	LE	LE	LE	LE	LE	LE	LE	LE	LE	LE	LE	LE	LE	LE	LE	16	16	0	0	
Shugaris, J.	PS	N	N	N	N	N	N	N	N	N	N	N	N	N	N	N	0	0	0	0	
Skrine, B.	X	RCB	DB	X	X	X	X	X	X	LCB	DB	X	X	X	DB	RCB	16	6	0	0	
Smelley, B.	PS	PS	PS	PS	PS	PS	PS	PS	PS	PS	PS	PS	PS	IA	X	X	2	0	0	1	
Smith, A.I.	X	X	IA	IA	IA	X	IA	FB	X	FB	X	X	X	X	X	X	12	2	0	4	
Stephens, E.	X	X	X	X	X	X	X	X	IR	IR	IR	IR	IR	IR	IR	IR	8	0	0	0	
Taylor, P.	PUP	PUP	PUP	PUP	PUP	PUP	PUP	PUP	DT	X	DT	DT	DT	DT	DT	DT	8	7	0	0	
Thomas, J.	LT	LT	LT	LT	LT	LT	LT	LT	LT	LT	LT	LT	LT	LT	LT	LT	16	16	0	0	
Ventrone, R.	X	IA	X	X	X	X	X	X	X	IA	IA	IA	X	X	X	X	12	0	0	4	
Wade, T.	IA	X	X	X	X	X	X	X	X	X	X	X	IA	IA	X	X	13	0	0	3	
Ward, T.J.	SS	SS	SS	SS	SS	SS	SS	SS	SS	SS	SS	SS	SS	SS	IR	IR	14	14	0	0	
Watson, B.	X	TE	TE	TE	TE	TE	TE	TE	TE	TE	TE	TE	TE	TE	X	TE	16	14	0	0	
Weeden, B.	QB	QB	QB	QB	QB	QB	QB	QB	QB	QB	QB	QB	QB	QB	QB	QB	IA	15	15	0	1
Williams, E.	IR	IR	IR	IR	IR	IR	IR	IR	IR	IR	IR	IR	IR	IR	IR	IR	0	0	0	0	
Windsor, R.	N	N	N	N	N	PS	PS	PS	PS	PS	PS	PS	PS	PS	PS	PS	0	0	0	0	
Winn, B.	DT	DT	DT	DT	DT	DT	DT	DT	DT	X	DT	X	X	X	X	X	16	10	0	0	
Young, U.	IA	X	FS	FS	FS	FS	FS	FS	FS	FS	X	IA	FS	FS	SS	IR	13	11	0	2	
Young, D.J.	N	PS	PS	PS	PS	PS	PS	PS	PS	PS	PS	PS	PS	PS	PS	PS	0	0	0	0	
Yount, C.	X	X	X	X	X	X	X	X	X	X	X	X	X	X	X	X	16	0	0	0	

N - Not with Team; PS - Practice Squad; X - Played in game; IA - Inactive; PUP - Physically unable to perform list; NFI - Non-football Injury; 3rd - Third Quarterback; SUS - Suspended by Commissioner; E - Roster Exemption; PSI - Practice Squad Injured; IR-R - Injured Reserve with a designation for return

OFFENSIVE GAME-BY-GAME STARTERS

GAME	OPP	WR	LT	LG	C	RG	RT	TE	WR	QB	RB	FB
9/9	PHI	Little	Thomas	Pinkston	Mack	Lauvao	Schwartz	Gordon (WR)	Massaquoi	Weeden	Richardson	Marecic
9/16	at Cin	Little	Thomas	Pinkston	Mack	Lauvao	Schwartz	Watson	Massaquoi	Weeden	Richardson	Benjamin (WR)
9/23	BUF	Little	Thomas	Pinkston	Mack	Lauvao	Schwartz	Watson	Massaquoi	Weeden	Richardson	Gordon (WR)
9/27	at Bal	Little	Thomas	Pinkston	Mack	Lauvao	Schwartz	Watson	Cribbs	Weeden	Richardson	Cameron (TE)
10/7	at NYG	Little	Thomas	Pinkston	Mack	Lauvao	Schwartz	Watson	Gordon	Weeden	Richardson	Marecic
10/14	CIN	Little	Thomas	Pinkston	Mack	Lauvao	Schwartz	Watson	Cribbs	Weeden	Richardson	Cameron (TE)
10/21	at Ind	Little	Thomas	Greco	Mack	Lauvao	Schwartz	Watson	Gordon	Weeden	Richardson	Cameron (TE)
10/28	SD	Little	Thomas	Greco	Mack	Lauvao	Schwartz	Watson	Gordon	Weeden	Richardson	Smith
11/4	BAL	Little	Thomas	Greco	Mack	Lauvao	Schwartz	Watson	Massaquoi	Weeden	Richardson	Gordon (WR)
11/18	at Dal	Gordon	Thomas	Greco	Mack	Lauvao	Schwartz	Watson	Little	Weeden	Richardson	Smith
11/25	PIT	Gordon	Thomas	Greco	Mack	Lauvao	Schwartz	Watson	Little	Weeden	Richardson	Cameron (TE)
12/2	at Oak	Gordon	Thomas	Greco	Mack	Lauvao	Schwartz	Watson	Massaquoi	Weeden	Richardson	Little (WR)
12/9	KC	Gordon	Thomas	Greco	Mack	Lauvao	Schwartz	Watson	Little	Weeden	Richardson	Cameron (TE)
12/16	WAS	Gordon	Thomas	Greco	Mack	Lauvao	Schwartz	Watson	Little	Weeden	Richardson	Cameron (TE)
12/23	at Den	Gordon	Thomas	Greco	Mack	Lauvao	Schwartz	Benjamin	Little	Weeden	Richardson	Ogbonnaya (RB)
12/30	at Pit	Gordon	Thomas	Greco	Mack	Lauvao	Schwartz	Watson	Little	Lewis	Hardesty	Benjamin (WR)

DEFENSIVE GAME-BY-GAME STARTERS

GAME	OPP	LE	DT	DT	RE	SLB	MLB	WLB	LCB	RCB	FS	SS
9/9	PHI	Sheard	Rubin	Winn	Rucker	Fort	Jackson	Maiva	Haden	S. Brown	Hagg	Ward
9/16	at Cin	Sheard	Rubin	Winn	Rucker	Fujita	Jackson	Maiva	Patterson	Skrine	Hagg	Ward
9/23	BUF	Sheard	Rubin	Winn	Rucker	Robertson	Jackson	Skrine (DB)	Patterson	S. Brown	Young	Ward
9/27	at Bal	Sheard	Rubin	Winn	Rucker	Fujita	Jackson	Maiva	Patterson	S. Brown	Young	Ward
10/7	at NYG	Sheard	Rubin	Winn	Rucker	Fujita	Jackson	Maiva	Patterson	S. Brown	Young	Ward
10/14	CIN	Sheard	Hughes	Winn	Rucker	Johnson	Jackson	Maiva	Haden	S. Brown	Young	Ward
10/21	at Ind	Sheard	Rubin	Winn	Rucker	Johnson	Jackson	Maiva	Haden	S. Brown	Young	Ward
10/28	SD	Sheard	Hughes	Winn	Rucker	Johnson	Jackson	Maiva	Haden	S. Brown	Young	Ward
11/4	BAL	Sheard	Taylor	Winn	Rucker	Johnson	Jackson	Maiva	Haden	S. Brown	Young	Ward
11/18	at Dal	Sheard	Rubin	Taylor	Rucker	Johnson	Jackson	Maiva	Skrine	S. Brown	Young	Ward
11/25	PIT	Sheard	Rubin	Winn	Rucker	Skrine (DB)	Jackson	Robertson	Haden	S. Brown	Gipson	Ward
12/2	at Oak	Sheard	Rubin	Taylor	Rucker	Johnson	Jackson	Maiva	Haden	S. Brown	Gipson	Ward
12/9	KC	Sheard	Rubin	Taylor	Rucker	Johnson	Jackson	Maiva	Haden	S. Brown	Young	Ward
12/16	WAS	Sheard	Rubin	Taylor	Rucker	Johnson	Jackson	Maiva	Haden	S. Brown	Young	Ward
12/23	at Den	Sheard	Rubin	Taylor	Rucker	Robertson	Jackson	Skrine (DB)	Haden	S. Brown	Hagg	Young
12/30	at Pit	Sheard	Rubin	Taylor	Rucker	Carder	Jackson	Maiva	Haden	Skrine	Gipson	Hagg

GAME-BY-GAME INACTIVES

GAME	OPP											
9/9	PHI	Lewis	Norwood	Ogbonnaya	Wade	Young	Johnson	Cousins				
9/16	at Cin	Lewis	Norwood	B. Jackson	Ventrone	Carder	Johnson	Cousins				
9/23	BUF	Lewis	Norwood	B. Jackson	Hagg	Miller	Johnson	Smith				
9/27	at Bal	Lewis	Massaquoi	B. Jackson	Hagg	Miller	Johnson	Smith				
10/7	at NYG	Lewis	Massaquoi	B. Jackson	Benjamin	Miller	Gipson	Smith				
10/14	CIN	Fujita	Massaquoi	Patterson	Benjamin	Miller	Gipson	Rubin				
10/21	at Ind	Fujita	Massaquoi	Patterson	Pinkston	B. Jackson	Gipson	Smith				
10/28	SD	Marecic	Massaquoi	Patterson	Shaw	B. Jackson	Gipson	Rubin				
11/4	BAL	Marecic	Cooper	Patterson	Shaw	B. Jackson	Gipson	Rubin				
11/18	at Dal	Marecic	Haden	Patterson	Shaw	B. Jackson	Ventrone	R. Cameron				
11/25	PIT	Marecic	Cooper	Patterson	Shaw	B. Jackson	Ventrone	R. Cameron				
12/2	at Oak	Young	Cooper	Patterson	Shaw	B. Jackson	Ventrone	R. Cameron				
12/9	KC	Marecic	Cooper	Wade	Shaw	B. Jackson	Hagg	R. Cameron				
12/16	WAS	Marecic	Cooper	Wade	Shaw	B. Jackson	Hagg	Smelley				
12/23	at Den	Massaquoi	Gipson	Moten	Shaw	B. Jackson	Kitchen	J. Cameron				
12/30	at Pit	Weeden	Richardson	Moten	Shaw	McCoy	Brown	J. Cameron				

TURNOVER TABLE

GAME	OPP	TAKEAWAYS				PTS OFF	FUMBLES	INT	GIVEAWAYS		DIFFERENCE	RESULT
		FUMBLES	INTS	TOTAL	TOTAL				PTS OFF			
9/9	PHI	1	4	5	16	0	4	4	0	+1	L, 16-17	
9/16	at Cin	0	1	1	7	1	0	1	0	-	L, 27-34	
9/23	BUF	1	0	1	0	0	2	2	0	-	L, 14-24	
9/27	at Bal	0	1	1	0	1	1	2	7	-1	L, 16-23	
10/7	at NYG	1	1	2	7	1	2	3	21	-1	L, 27-41	
10/14	CIN	1	3	4	10	0	1	1	7	+3	W, 34-24	
10/21	at Ind	1	0	1	0	0	0	0	0	+1	L, 13-17	
10/28	SD	1	0	1	0	0	0	0	0	+1	W, 7-6	
11/4	BAL	0	0	0	0	0	2	2	0	-2	L, 15-25	
11/18	at Dal	1	0	1	0	1	0	1	0	-	L, 20-23 (OT)	
11/25	PIT	5	3	8	17	0	1	1	7	+7	W, 20-14	
12/2	at Oak	0	1	1	7	0	2	2	0	-1	W, 20-17	
12/9	KC	0	1	1	3	0	0	0	0	+1	W, 30-7	
12/16	WAS	0	1	1	7	0	2	2	14	-1	L, 21-38	
12/23	at Den	0	1	1	0	1	0	1	7	-	L, 12-34	
12/30	at Pit	0	0	0	0	3	1	4	14	-4	L, 10-24	
Totals	16 games	12	17	29	74	8	18	26	77	+3	5-11	

GAME-BY-GAME - LONGEST DRIVES - PLAYS

GAME	#PLAYS	BROWNS			#PLAYS	OPPONENTS		
		NET YARDS/TIME	DRIVE RESULT			NET YARDS/TIME	DRIVE RESULT	
9/9 PHI	7	19/2:22	Field Goal	16	91/5:07	Touchdown		
9/16 at Cin	9	66/1:49	Field Goal	12	42/6:22	Punt		
9/23 BUF	13	80/4:38	Touchdown	12	43/5:51	Fumble		
9/27 at Bal	11	94/4:52	Touchdown	13	89/5:07	Touchdown		
10/7 at NYG	10	50/4:43	Field Goal	14	68/6:53	Field Goal		
10/14 CIN	10	66/5:17	Touchdown	8	34/3:45	Field Goal		
10/21 at Ind	16	90/8:22	Touchdown	17	61/8:34	Field Goal		
10/28 SD	12	70/4:35	Touchdown	12	39/7:15	Punt		
11/4 BAL	12	66/5:42	Field Goal	12	66/6:52	Touchdown		
11/18 at Dal	11	55/4:16	Field Goal	9	58/5:11	Touchdown		
11/25 PIT	10	44/5:34	Field Goal	9	84/1:50	Touchdown		
12/2 at Oak	14	94/6:04	Touchdown	15	84/3:26	Touchdown		
12/9 KC	12	82/6:25	Touchdown	9	71/4:12	Missed FG		
12/16 WAS	9	75/4:35	Touchdown	10	67/4:42	Touchdown		
12/23 at Den	14	63/7:35	Field Goal	15	80/6:55	Touchdown		
12/30 at Pit	12	69/5:26	Interception	12	80/6:24	Touchdown		

GAME-BY-GAME - LONGEST DRIVES - NET YARDS

GAME	#PLAYS	BROWNS			#PLAYS	OPPONENTS		
		NET YARDS/TIME	DRIVE RESULT			NET YARDS/TIME	DRIVE RESULT	
9/9 PHI	6	53/2:47	Interception	16	91/5:07	Touchdown		
9/16 at Cin	8	80/3:33	Touchdown	7	80/3:02	Touchdown		
9/23 BUF	13	80/4:38	Touchdown	10	68/5:27	Touchdown		
9/27 at Bal	11	94/4:52	Touchdown	13	89/5:07	Touchdown		
10/7 at NYG	5	80/2:11	Touchdown	11	92/6:41	Touchdown		
10/14 CIN	6	87/2:11	Touchdown	6	79/2:29	Touchdown		
10/21 at Ind	16	90/8:22	Touchdown	11	80/7:37	Touchdown		
10/28 SD	12	70/4:35	Touchdown	10	51/6:08	Downs		
11/4 BAL	10	76/4:05	Field Goal	9	81/4:22	Touchdown		
11/18 at Dal	10	64/3:19	Downs	8	89/3:59	Touchdown		
11/25 PIT	10	44/5:34	Field Goal	9	84/1:50	Touchdown		
12/2 at Oak	14	94/6:04	Touchdown	15	84/3:26	Touchdown		
12/9 KC	12	82/6:25	Touchdown	1	80/0:12	Touchdown		
12/16 WAS	9	75/4:35	Touchdown	8	76/5:11	Touchdown		
12/23 at Den	10	80/4:15	Touchdown	12	91/6:36	Touchdown		
12/30 at Pit	6	80/3:57	Touchdown	12	80/6:24	Touchdown		

GAME-BY-GAME OFFENSIVE STATISTICS

	1ST DOWNS				DOWN CONV.				RUSHING				PASS SK				TDS				FGS				FUM				PEN				PUNTS			
OPP	T	R	PASS	PEN	3RD	4TH	NET	YDS	PLAYS	NET	ATT	AVG	NET	YDS	GROSS	A	C	TD	INT	R	P	RET	M	A	NO	LOST	NO	YDS	NO	AVG	POSS					
9/9 PHI	12	3	7	2	2-13	0-0	210	59	99	22	4.5	111	2-7	118	35	12	0	4	0	0	1	3	3	2	0	13	35	7	44	24:02						
9/16 at Cin	21	4	16	1	7-15	0-0	439	62	130	23	5.7	309	2-13	322	37	26	2	0	1	2	0	2	2	1	1	10	103	4	46.5	27:07						
9/23 BUF	17	4	11	2	3-11	0-0	240	60	33	13	2.5	207	4-30	237	43	27	1	2	1	1	0	0	0	2	0	6	57	8	42	27:04						
9/27 at Bal	20	1	17	2	3-15	0-1	357	70	43	17	2.5	314	1-6	320	52	25	0	1	1	0	0	3	3	1	1	7	66	7	41.4	26:57						
10/7 at NYG	15	3	11	1	3-12	2-2	375	54	84	19	4.4	291	0-0	291	35	22	2	2	1	2	0	2	2	1	1	10	91	3	48	24:36						
10/14 CIN	16	5	11	0	7-17	0-0	328	65	110	34	3.2	218	2-13	231	29	17	2	1	2	1	2	1	2	1	0	35	8	44.3	29:57							
10/21 at Ind	19	3	14	2	6-13	0-1	319	58	55	17	3.2	264	0-0	264	41	25	2	0	0	2	0	0	0	1	0	9	75	5	41.4	24:39						
10/28 SD	15	6	7	2	4-15	1-1	250	62	133	40	3.0	117	2-12	129	27	11	0	0	1	0	0	0	0	2	0	4	35	9	39.6	29:08						
11/4 BAL	17	4	10	3	5-16	0-1	290	65	116	27	4.3	174	1-2	176	37	20	0	2	0	0	0	5	5	1	0	4	31	4	42.5	28:28						
11/18 at Dal	19	3	14	2	6-15	0-1	311	70	119	33	3.6	192	2-18	210	35	20	2	0	0	2	0	2	2	2	1	12	129	5	44.6	30:43						
11/25 PIT	14	3	10	1	3-16	0-0	238	64	108	34	3.2	130	4-28	158	26	17	1	1	1	1	0	2	2	0	0	10	90	10	38.3	33:30						
12/2 at Oak	23	8	14	1	3-11	2-2	475	67	122	30	4.1	353	1-11	364	36	25	1	2	1	1	0	2	3	0	0	2	25	2	34.5	32:30						
12/9 KC	20	9	10	1	5-15	0-0	352	68	154	35	4.4	198	3-19	217	30	17	0	0	2	0	1	3	3	2	0	7	55	5	40.8	33:29						
12/16 WAS	13	5	8	0	4-12	0-2	291	52	58	15	3.9	233	2-11	244	35	21	1	2	2	1	0	0	0	1	0	5	30	6	42	23:43						
12/23 at Den	20	5	13	2	3-12	1-3	233	60	91	18	5.1	142	6-41	183	36	21	1	0	0	1	0	2	2	1	1	10	69	4	42.3	26:20						
12/30 at Pit	18	5	12	1	3-10	1-2	320	62	138	26	5.3	182	4-22	204	32	22	1	1	0	1	0	1	2	3	3	9	79	3	38.3	29:39						
TOTAL	279	71	185	23	67-118	7-16	5028	998	1593	396	4.0	3435	36-233	3668	566	328	16	18	12	16	3	29	31	21	8	113	1005	90	41.8	27:59						

GAME-BY-GAME DEFENSIVE STATISTICS

OPP	1ST DOWNS				DOWN CONV.				RUSHING				PASS SK				TDS				FGS				FUM				PEN				PUNTS			
	T	R	PASS	PEN	3RD	4TH	NET		YDS	PLAYS	NET	ATT	AVG	NET	YDS	GROSS	A	C	TD	INT	R	P	RET	M	A	NO	LOST	NO	YDS	NO	AVG	POSS				
							YDS	PLAYS																												
9/9 PHI	25	10	14	1	8-19	1-1	456	88	150	30	5	306	2-11	317	56	29	2	4	0	2	0	1	2	3	1	12	110	6	55	35:58						
9/16 at Cin	21	3	14	4	4-12	1-1	375	62	80	25	3.2	295	6-23	318	31	24	3	1	0	3	1	2	2	0	0	6	54	3	42	32:53						
9/23 BUF	19	6	11	2	4-14	0-0	344	70	138	34	4.1	206	1-2	208	35	22	3	0	0	3	0	1	1	1	1	10	75	6	42	32:56						
9/27 at Bal	23	5	16	2	5-15	0-1	438	77	101	27	3.7	337	4-19	356	46	28	1	1	1	1	1	1	2	0	0	11	100	7	46	33:03						
10/7 at NYG	30	14	12	4	6-11	0-0	502	71	243	34	7.1	259	0-0	259	37	25	3	1	2	3	0	2	2	1	1	3	25	2	50	35:24						
10/14 CIN	20	3	17	0	5-14	0-0	438	68	76	20	3.8	362	2-19	381	46	31	3	3	0	3	0	1	1	2	1	7	50	7	50.6	30:03						
10/21 at Ind	21	10	8	3	6-15	1-1	321	69	148	37	4.0	173	3-13	186	29	16	0	0	2	0	0	1	1	1	1	7	50	5	48.4	35:21						
10/28 SD	17	8	9	0	6-16	0-2	265	69	117	34	3.4	148	1-6	154	34	18	0	0	0	0	0	2	2	2	1	3	15	6	46.5	30:52						
11/4 BAL	18	8	9	1	5-14	1-1	282	62	137	37	3.7	145	1-8	153	24	15	0	0	2	1	0	1	1	0	0	9	82	7	44.7	31:32						
11/18 at Dal	30	6	14	10	4-14	1-1	320	78	63	21	3.0	257	7-56	313	50	35	1	0	1	1	0	3	3	1	1	9	92	7	43.1	38:10						
11/25 PIT	13	1	10	2	1-9	0-0	242	55	49	20	2.5	193	1-6	199	34	20	0	3	1	0	1	0	0	8	5	9	68	6	45.8	26:30						
12/2 at Oak	25	5	20	0	9-16	1-1	429	72	85	17	5.0	344	1-7	351	54	34	2	1	0	2	0	1	2	1	0	9	65	5	40.4	27:30						
12/9 KC	12	6	4	2	1-11	0-1	310	52	180	26	6.9	130	5-29	159	21	10	0	1	1	0	0	0	0	1	0	5	35	7	48	26:31						
12/16 WAS	25	7	17	1	7-15	1-1	430	74	122	35	3.5	308	2-21	329	37	26	2	1	3	2	0	1	1	2	0	6	45	5	42.6	36:17						
12/23 at Den	29	6	19	4	9-15	0-0	457	75	118	32	3.7	339	0-0	339	43	30	3	1	1	3	0	2	2	2	0	11	84	3	49	33:40						
12/30 at Pit	17	6	9	2	5-13	0-0	212	53	91	28	3.3	121	2-13	134	23	15	3	0	0	3	0	1	1	0	0	3	58	6	41.8	30:21						
TOTAL	345	104	203	38	85-223	7-11	5821	1095	1898	457	4.2	3923	38-233	4156	600	378	27	17	14	27	3	20	23	25	12	120	108	88	46	32:21						

2012 NUMBERS IN THE RED ZONE

vs. Philadelphia Eagles (9/9)

ATTEMPTS IN THE RED ZONE										
	1st	2nd	3rd	4th	Total	TDs	FGs	Pts.	Turn.	
Offense	0	1	0	1	2	0	1	3	1	
Defense	0	1	0	1	2	2	0	14	0	

at Cincinnati Bengals (9/16)

ATTEMPTS IN THE RED ZONE										
	1st	2nd	3rd	4th	Total	TDs	FGs	Pts.	Turn.	
Offense	0	0	0	1	1	0	1	3	0	
Defense	0	2	0	1	3	1	2	13	0	

vs. Buffalo Bills (9/23)

ATTEMPTS IN THE RED ZONE										
	1st	2nd	3rd	4th	Total	TDs	FGs	Pts.	Turn.	
Offense	0	1	0	0	1	1	0	7	0	
Defense	1	1	1	2	5	2	1	17	1	

at Baltimore Ravens (9/27)

ATTEMPTS IN THE RED ZONE										
	1st	2nd	3rd	4th	Total	TDs	FGs	Pts.	Turn.	
Offense	0	1	0	1	2	1	0	7	0	
Defense	1	1	2	0	4	2	0	14	1	

at New York Giants (10/7)

ATTEMPTS IN THE RED ZONE										
	1st	2nd	3rd	4th	Total	TDs	FGs	Pts.	Turn.	
Offense	1	1	0	1	3	1	1	10	0	
Defense	1	3	0	1	5	3	1	24	0	

vs. Cincinnati Bengals (10/14)

ATTEMPTS IN THE RED ZONE										
	1st	2nd	3rd	4th	Total	TDs	FGs	Pts.	Turn.	
Offense	0	0	1	2	3	2	1	17	0	
Defense	0	2	0	1	3	1	0	7	1	

at Indianapolis Colts (10/21)

ATTEMPTS IN THE RED ZONE										
	1st	2nd	3rd	4th	Total	TDs	FGs	Pts.	Turn.	
Offense	1	0	0	0	1	1	0	7	0	
Defense	1	1	1	0	3	2	1	17	0	

vs. San Diego Chargers (10/28)

ATTEMPTS IN THE RED ZONE										
	1st	2nd	3rd	4th	Total	TDs	FGs	Pts.	Turn.	
Offense	0	0	0	0	0	0	0	0	0	
Defense	0	1	1	0	2	0	2	6	0	

vs. Baltimore Ravens (11/4)

ATTEMPTS IN THE RED ZONE										
	1st	2nd	3rd	4th	Total	TDs	FGs	Pts.	Turn.	
Offense	0	3	1	1	5	0	5	15	0	
Defense	2	0	0	1	3	3	0	21	0	

at Dallas Cowboys (11/18)

ATTEMPTS IN THE RED ZONE										
	1st	2nd	3rd	4th	OT	Total	TDs	FGs	Pts.	Turn.
Offense	1	1	0	2	0	4	2	1	17	1
Defense	0	0	1	4	0	5	2	2	20	0

vs. Pittsburgh Steelers (11/25)

ATTEMPTS IN THE RED ZONE										
	1st	2nd	3rd	4th	Total	TDs	FGs	Pts.	Turn.	
Offense	1	2	1	0	4	2	2	20	0	
Defense	0	1	0	0	1	1	0	7	0	

at Oakland Raiders (12/2)

ATTEMPTS IN THE RED ZONE										
	1st	2nd	3rd	4th	Total	TDs	FGs	Pts.	Turn.	
Offense	0	0	2	1	3	1	1	10	0	
Defense	0	0	0	1	1	1	0	7	0	

vs. Kansas City Chiefs (12/9)

ATTEMPTS IN THE RED ZONE										
	1st	2nd	3rd	4th	Total	TDs	FGs	Pts.	Turn.	
Offense	1	0	2	2	5	2	3	20	0	
Defense	1	0	0	1	2	0	0	0	2	

vs. Washington Redskins (12/16)

ATTEMPTS IN THE RED ZONE										
	1st	2nd	3rd	4th	Total	TDs	FGs	Pts.	Turn.	
Offense	1	1	0	0	2	2	0	14	0	
Defense	0	0	2	3	5	4	0	28	0	

at Denver Broncos (12/23)

ATTEMPTS IN THE RED ZONE										
	1st	2nd	3rd	4th	Total	TDs	FGs	Pts.	Turn.	
Offense	1	0	0	1	2	1	1	10	0	
Defense	0	2	1	3	6	3	1	24	1	

at Pittsburgh Steelers (12/30)

ATTEMPTS IN THE RED ZONE										
	1st	2nd	3rd	4th	Total	TDs	FGs	Pts.	Turn.	
Offense	0	0	1	0	1	1	0	7	0	
Defense	0	1	1	1	3	3	0	21	0	

COLDEST/WARMEST GAMES IN CLEVELAND HISTORY

The following are the coldest and warmest games played by the Browns in Cleveland only. The temperatures reflect those at kickoff, and do not include a wind chill or heat index.

Coldest

	Date	Opponent	Temp.	Kickoff	Result
1.	January 4, 1981	Oakland	1	12:00 noon	L, 12-14*
2.	December 11, 1977	Houston	7	1:00 p.m.	L, 15-19
3.	December 17, 1989	Minnesota	10	1:00 p.m.	W, 23-17
4.	December 10, 2009	Pittsburgh	15	8:20 p.m.	W, 13-6#

Warmest

	Date	Opponent	Temp.	Kickoff	Result
1.	September 15, 1991	Cincinnati	88	1:00 p.m.	W, 14-13
2.	September 8, 2002	Kansas City	86	1:00 p.m.	L, 39-40
3.	September 10, 1978	Cincinnati	85	1:00 p.m.	W, 13-10 (OT)

*Playoff Game

#Coldest in history of FirstEnergy Stadium

2012 TEAM SUPERLATIVES

MOST POINTS

Browns: 34 (10/14 vs. Cincinnati)
Opponent: 41 (10/7 at New York Giants)

MOST POINTS, QUARTER

Browns: 21, Fourth (10/14 vs. Cincinnati)
Opponent: 20, Second (10/7 at New York Giants)

MOST POINTS, HALF

Browns: 27, Second (10/14 vs. Cincinnati)
Opponent: 28, Second (12/16 vs. Washington)

MOST FIRST DOWNS

Browns: 23 (12/2 at Oakland)
Opponent: 30, two times, most recently: (11/18 at Dallas)

MOST YARDS RUSHING (NET)

Browns: 154 (12/9 vs. Kansas City)
Opponent: 243 (10/7 at New York Giants)

MOST RUSHING ATTEMPTS

Browns: 35 (12/9 vs. Kansas City)
Opponent: 37, two times, most recently: (11/4 vs. Baltimore)

MOST PASSING YARDS (NET)

Browns: 353 (12/2 at Oakland)
Opponent: 362 (10/14 vs. Cincinnati)

MOST PASSING ATTEMPTS

Browns: 52 (9/27 at Baltimore)
Opponent: 56 (9/9 vs. Philadelphia)

MOST PASSING COMPLETIONS

Browns: 27 (9/23 vs. Buffalo)
Opponent: 35 (11/18 at Dallas)

MOST SACKS (BY DEFENSE)

Browns: 7.0 (11/18 at Dallas)
Opponent: 6.0 (12/23 at Denver)

MOST TOTAL NET YARDS

Browns: 475 (12/2 at Oakland)
Opponent: 502 (10/7 at New York Giants)

MOST PENALTIES (NO. - YARDS)

Browns: 12-129 (11/18 at Dallas)
Opponent: 12-110 (9/9 vs. Philadelphia)

MOST TIME OF POSSESSION

Browns: 33:30 (11/25 vs. Pittsburgh)
Opponent: 42:16 (11/18 at Dallas)

FEWEST POINTS

Browns: 7 (10/28 vs. San Diego)
Opponent: 6 (10/28 vs. San Diego)

FEWEST POINTS, HALF

Browns: 0, Second (10/28 vs. San Diego)
Opponent: 0, three times, most recently: Second (12/9 vs. Kansas City)

FEWEST FIRST DOWNS

Browns: 12 (9/9 vs. Philadelphia)
Opponent: 12 (12/9 vs. Kansas City)

FEWEST YARDS RUSHING (NET)

Browns: 33 (9/23 vs. Buffalo)
Opponent: 49 (11/25 vs. Pittsburgh)

FEWEST RUSHING ATTEMPTS

Browns: 13 (9/23 vs. Buffalo)
Opponent: 17 (12/2 at Oakland)

FEWEST PASSING YARDS (NET)

Browns: 111 (9/9 vs. Philadelphia)
Opponent: 121 (12/30 at Pittsburgh)

FEWEST PASSING ATTEMPTS

Browns: 26 (11/25 vs. Pittsburgh)
Opponent: 21 (12/9 vs. Kansas City)

FEWEST COMPLETIONS

Browns: 11 (10/28 vs. San Diego)
Opponent: 10 (12/9 vs. Kansas City)

FEWEST SACKS (BY DEFENSE)

Browns: 0.0, two times, most recently: (12/23 at Denver)
Opponent: 0.0, two times, most recently: (10/21 at Indianapolis)

FEWEST TOTAL NET YARDS

Browns: 210 (9/9 vs. Philadelphia)
Opponent: 212 (12/30 at Pittsburgh)

FEWEST PENALTIES (NO. - YARDS)

Browns: 2-25 (12/2 at Oakland)
Opponent: 3-15 (10/28 vs. San Diego)

LEAST TIME OF POSSESSION

Browns: 23:43 (12/16 vs. Washington)
Opponent: 26:30 (11/25 vs. Pittsburgh)

2012 INDIVIDUAL SINGLE-GAME HIGHS

MOST YARDS RUSHING

Browns: 122, Trent Richardson (10/28 vs. San Diego)
Opponent: 200, Ahmad Bradshaw (10/7 at New York Giants)

MOST RUSHING ATTEMPTS

Browns: 29, Trent Richardson (11/25 vs. Pittsburgh)
Opponent: 30, Ahmad Bradshaw (10/7 at New York Giants)

MOST RUSHING TOUCHDOWNS

Browns: 2, two times, most recently: Trent Richardson (12/16 vs. Washington)
Opponent: 2, two times, most recently: Alfred Morris (12/16 vs. Washington)

LONGEST RUSH

Browns: 35, two times, most recently: Ray Ventrone (12/30 at Pittsburgh)
Opponent: 80, Jamaal Charles (12/9 vs. Kansas City)

MOST YARDS PASSING

Browns: 364, Brandon Weeden (12/2 at Oakland)
Opponent: 381, Andy Dalton (10/14 vs. Cincinnati)

MOST PASSING ATTEMPTS

Browns: 52, Brandon Weeden (9/27 at Baltimore)
Opponent: 56, Michael Vick (9/9 vs. Philadelphia)

MOST PASSING COMPLETIONS

Browns: 27, Brandon Weeden (9/23 vs. Buffalo)
Opponent: 35, Tony Romo (11/18 at Dallas)

HIGHEST COMP. PERCENTAGE (MIN. 15 ATT.)

Browns: 70.2%, Brandon Weeden (9/16 at Cincinnati)
Opponent: 77.4%, Andy Dalton (9/16 at Cincinnati)

MOST TOUCHDOWN PASSES

Browns: 2, five times, most recently: Brandon Weeden (11/18 at Dallas)
Opponent: 3, six times, most recently: Ben Roethlisberger (12/30 at Pittsburgh)

MOST RECEPTIONS

Browns: 9, Jordan Norwood (10/7 at New York Giants)
Opponent: 14, Brandon Myers (12/2 at Oakland)

MOST RECEIVING YARDS

Browns: 116, Josh Gordon (10/14 vs. Cincinnati)
Opponent: 145, Dez Bryant (11/18 at Dallas)

LONGEST RECEPTION

Browns: 71, Josh Gordon (10/14 vs. Cincinnati)
Opponent: 71, Brandon Tate (9/16 at Cincinnati)

MOST TOUCHDOWN RECEPTIONS

Browns: 2, two times, most recently: Benjamin Watson (11/18 at Dallas)
Opponent: 3, Victor Cruz (10/7 at New York Giants)

MOST POINTS

Browns: 15, Phil Dawson (11/4 vs. Baltimore)
Opponent: 18, Victor Cruz (10/7 at New York Giants)

MOST SACKS

Browns: 3, D'Owells Jackson (9/16 at Cincinnati)
Opponent: 2, four times, most recently: Lawrence Timmons (12/30 at Pittsburgh)

MOST INTERCEPTIONS

Browns: 1, 17 times, most recently: Usama Young (12/23 at Denver)
Opponent: 2, two times, most recently: Kurt Coleman (9/9 vs. Philadelphia)

2012 GAME SUMMARIES

1

PHILADELPHIA EAGLES 17, CLEVELAND BROWNS 16

SEPTEMBER 9, 2012 • CLEVELAND BROWNS STADIUM •
ATTENDANCE: 68,693

Team	1	2	3	4	Final
Philadelphia	0	2	0	4	17
Cleveland	3	0	3	10	16

SCORING SUMMARY

Team	Q	Time	Play
Browns	1	9:12	P. Dawson 43 yd. Field Goal (6-26, 1:58)
Eagles	2	14:58	A. Henery 42 yd. Field Goal (7:55, 2:07)
Eagles	2	0:17	J. Maclin 18 yd. pass from M. Vick (A. Henery kick) (5-74, 0:32)
Browns	3	4:57	P. Dawson 42 yd. Field Goal (7-19, 2:22)
Browns	4	14:15	P. Dawson 22 yd. Field Goal (6-18, 2:38)
Browns	4	13:59	D. Jackson 27 yd. interception return (P. Dawson kick)
Eagles	4	1:18	C. Harbor 4 yd. pass from M. Vick (A. Henery kick) (16-91, 5:07)

TEAM STATISTICS

	PHI	CLE
FIRST DOWNS:	25	12
TIME OF POSSESSION:	35:58	24:02
TOTAL NET YARDS: (Ru/Pa):	456 (150/306)	210 (99/111)
SACKS/YARDS:	2/7	2/11
PUNTS/AVERAGE:	6-55.0	7-44.0
PENALTIES/YARDS:	12-110	3-35
FUMBLES/LOST:	3-1	2-0

INDIVIDUAL STATISTICS

PASSING:

CLE: B. Weeden 12-35-118 (4 INT)
PHI: M. Vick 29-56-317 (2 TD, 4 INT)

RUSHING:

CLE: T. Richardson 19-39, T. Benjamin 1-35, B. Weeden 2-25
PHI: L. McCoy 20-110, M. Vick 7-32, D. Jackson 1-5, B. Brown 2-3

RECEIVING:

CLE: M. Massaquoi 3-41, J. Gordon 2-32, B. Jackson 2-20, B. Watson 2-9, T. Benjamin 1-12, T. Richardson 1-5, A. Smith 1-(-1)
PHI: J. Maclin 7-96 (TD), L. McCoy 6-26, D. Jackson 4-77, B. Celek 4-65, J. Avant 4-27, C. Harbor 3-16 (TD), D. Johnson 1-10

INTERCEPTIONS:

CLE: J. Haden 1-50, D. Jackson 1-27 (TD), L. Fort 1-10, C. Robertson 1-1
PHI: K. Coleman 2-13, D. Rodgers-Cromartie 2-0

SACKS:

CLE: T.J. Ward 1-10, L.J. Fort 1-1
PHI: F. Cox 1-7, J. Babin 1-0

PUNTING:

CLE: R. Hodges 7-308 (44.0)
PHI: C. Henry 6-330 (55.0)

PUNT RETURNS:

CLE: J. Cribbs 6-78 (13.0)
PHI: D. Johnson 1-6 (6.0)

KICKOFF RETURNS:

CLE: J. Cribbs 3-91 (30.3), E. Stephens 1-7 (7.0)
PHI: B. Boykin 2-46 (23.0), S. Havili 1-18 (18.0)

MISSED FIELD GOALS:

CLE: None
PHI: A. Henery 45WL

KEY GAME NOTES

- Linebacker D'Qwell Jackson returned an interception 27 yards for his first career touchdown.
- The Browns became just the third NFL team since 1970 to start a rookie quarterback, running back and wide receiver on opening day.
- The Browns had six rookies start today (Brandon Weeden-QB, Trent Richardson-RB, Josh Gordon-WR, Mitchell Schwartz-RT, Billy Winn-DT and L.J. Fort-LB). It is the most rookies the Browns have started on opening day in the Super Bowl era (since 1966). Prior to today, the most rookies to start on opening day for the Browns was four in 1969 and 2011.

2

CINCINNATI BENGALS 34, CLEVELAND BROWNS 27

SEPTEMBER 16, 2012 • PAUL BROWN STADIUM •
ATTENDANCE: 63,036

Team	1	2	3	4	Final
Cleveland	3	7	10	10	27
Cincinnati	7	10	7	10	34

SCORING SUMMARY

Team	Q	Time	Play
Bengals	1	13:13	A. Jones 81 yd. punt return (M. Nugent kick)
Browns	1	9:01	P. Dawson 50 yd. Field Goal (9-32, 4:12)
Bengals	2	10:27	A. Green 10 yd. pass from A. Dalton (M. Nugent kick) (8-74, 4:25)
Browns	2	8:05	T. Richardson 32 yd. run (P. Dawson kick) (5-76, 2:22)
Bengals	2	4:45	M. Nugent 39 yd. Field Goal (7-56, 3:20)
Bengals	3	11:58	B. Tate 44 yd. pass from A. Dalton (M. Nugent kick) (7-80, 3:02)
Browns	3	0:07	T. Richardson 23 yd. pass from B. Weeden (P. Dawson kick) (5-53, 2:12)
Bengals	4	10:44	A. Hawkins 50 yd. pass from A. Dalton (M. Nugent kick) (8-77, 4:23)
Browns	4	7:11	G. Little 24 yd. pass from B. Weeden (P. Dawson kick) (8-80, 3:33)
Bengals	4	2:09	M. Nugent 37 yd. Field Goal (11-58, 5:02)
Browns	4	0:20	P. Dawson 25 yd. Field Goal (9-66, 1:49)

TEAM STATISTICS

	CLE	CIN
FIRST DOWNS:	21	21
TIME OF POSSESSION:	27:07	32:53
TOTAL NET YARDS: (Ru/Pa):	439 (130/309)	375 (80/295)
SACKS/YARDS:	6/23	2/13
PUNTS/AVERAGE:	4-46.5	3-42.0
PENALTIES/YARDS:	10-103	6-54
FUMBLES/LOST:	1-1	0-0

INDIVIDUAL STATISTICS

PASSING:

CLE: B. Weeden 26-37-322 (2 TD)
CIN: A. Dalton 24-31-318 (3TD, 1 INT)

RUSHING:

CLE: T. Richardson 19-109 (TD), T. Benjamin 2-15, B. Weeden 2-6
CIN: B. Green-Ellis 21-75, A. Dalton 3-4, C. Peerman 1-1

RECEIVING:

CLE: C. Ogbonnaya 6-73, M. Massaquoi 5-90, G. Little 5-57 (TD), T. Richardson 4-36 (TD), A. Smith 3-30, B. Watson 1-27, J. Gordon 1-5, J. Cribbs 1-4
CIN: A. Green 7-58 (TD), A. Binns 5-66, J. Greshman 4-37, B. Tate 3-71 (TD), B. Green-Ellis 3-30, A. Hawkins 2-56 (TD)

INTERCEPTIONS:

CLE: D. Jackson 1-4
CIN: None

SACKS:

CLE: D. Jackson 3-4, F. Rucker 1-10, J. Parker 1-6, J. Hughes 1-3
CIN: V. Rey 1-8, M. Johnson 1-5

PUNTING:

CLE: R. Hodges 4-186 (46.5)
CIN: K. Huber 3-126 (42.0)

PUNT RETURNS:

CLE: J. Cribbs 1-9
CIN: A. Jones 3-90 (30.0) (TD)

KICKOFF RETURNS:

CLE: J. Cribbs 6-165 (27.5)
CIN: B. Tate 3-72 (24.0), A. Jones 1-31 (31.0)

MISSED FIELD GOALS:

CLE: None
CIN: None

KEY GAME NOTES

- Rookie quarterback Brandon Weeden completed 26 of 37 passes (70.3%) for 322 yards and his first two career passing touchdowns.
- Linebacker D'Qwell Jackson registered five tackles, one interception and a career-high three sacks. Prior to today, the last time a Brown recorded three sacks in one game was Kenard Lang who had three against Baltimore on September 12, 2004.
- Rookie running back Trent Richardson rushed for 109 yards with a 32 yard touchdown run and caught two passes for 20 yards with a score. This marked the first career rushing and receiving touchdown as well as the first 100-yard rushing game of his career.

3

**BUFFALO BILLS 24,
CLEVELAND BROWNS 14**

 SEPTEMBER 23, 2012 • CLEVELAND BROWNS STADIUM •
ATTENDANCE: 69,353

Team	1	2	3	4	Final
Buffalo	14	0	7	7	24
Cleveland	0	7	7	0	14

SCORING SUMMARY

Team	Q	Time	Play
Bills	1	9:04	T. Graham 9 yd. pass from R. Fitzpatrick (R. Lindell kick) (8-58, 4:21)
Bills	1	5:06	C. Spiller 32 yd. pass from R. Fitzpatrick (R. Lindell kick) (4-49, 1:53)
Browns	2	2:12	T. Richardson 6 yd. run (P. Dawson kick) (9-67, 4:41)
Bills	3	10:38	R. Lindell 37 yd. Field Goal (9-51, 4:22)
Browns	3	2:27	P. Dawson 22 yd. pass from B. Weeden (P. Dawson kick) (13-80, 4:38)
Bills	4	9:08	St. Johnson 9 yd. pass from R. Fitzpatrick (R. Lindell kick) (10-68, 5:27)

TEAM STATISTICS

	BUF	CLE
FIRST DOWNS:	19	17
TIME OF POSSESSION:	32:56	27:04
TOTAL NET YARDS: (Ru/Pa):	344 (138/206)	240 (33/207)
SACKS/YARDS:	4/30	1/2
PUNTS/AVERAGE:	6-42.0	8-42.0
PENALTIES/YARDS:	10-75	6-57
FUMBLES/LOST:	1-1	2-0

INDIVIDUAL STATISTICS
PASSING:

 CLE: B. Weeden 27-43-237 (TD, 2 INT)
 BUF: R. Fitzpatrick 22-35-208 (3 TD)

RUSHING:

 CLE: T. Richardson 12-27 (TD), C. Ogbonnaya 1-6
 BUF: T. Choice 20-91, C. Spiller 4-16, J. White 2-15, R. Fitzpatrick 6-10, B. Smith 2-6

RECEIVING:

 CLE: T. Richardson 6-24, J. Cameron 5-45, B. Watson 4-15, J. Gordon 3-40, C. Ogbonnaya 3-14, T. Benjamin 2-44 (TD), G. Little 2-17, J. Cribbs 1-24, M. Massaquoi 1-14
 BUF: St. Johnson 7-61 (TD), D. Jones 5-42, T. Graham 3-24 (TD), C. Spiller 2-42 (TD), S. Chandler 2-22, T. Choice 2-8, C. McIntyre 1-9

INTERCEPTIONS:

 CLE: None
 BUF: B. Scott 1-32, L. McKelvin 1-9

SACKS:

 CLE: Team 1-2
 BUF: M. Williams 1.5-11, M. Anderson 1-11, K. Williams 1-3, M. Dareus 0.5-5

PUNTING:

 CLE: R. Hodges 8-336 (42.0)
 BUF: B. Moorman 6-252 (42.0)

PUNT RETURNS:

 CLE: J. Cribbs 3-43 (14.3)
 BUF: L. McKelvin 2-53 (26.5)

KICKOFF RETURNS:

 CLE: J. Cribbs 3-85 (28.3)
 BUF: L. McKelvin 1-34 (34.0)

MISSED FIELD GOALS:

 CLE: None
 BUF: None

KEY GAME NOTES

- Rookie wide receiver Travis Benjamin recorded two receptions for 44 yards, including a 22-yard touchdown catch. The touchdown was the first of his career.
- Kicker Phil Dawson tied Gene Hickerson for fourth place on the Browns' career regular season games played list with 202. Dawson trails only Clay Matthews (232), Lou Groza (216) and Doug Dieken (203).

4

**BALTIMORE RAVENS 23,
CLEVELAND BROWNS 16**

 SEPTEMBER 27, 2012 • M&T STADIUM •
ATTENDANCE: 70,944

Team	1	2	3	4	Final
Cleveland	0	7	3	6	16
Baltimore	0	9	14	0	23

SCORING SUMMARY

Team	Q	Time	Play
Ravens	2	12:57	T. Smith 18 yd. pass from J. Flacco (kick aborted) (6-85, 2:53)
Ravens	2	10:03	J. Tucker 45 yd. Field Goal (7-32, 1:58)
Browns	2	2:32	T. Richardson 1 yd. run (P. Dawson kick) (11-94, 4:52)
Ravens	3	9:53	J. Flacco 1 yd. run (J. Tucker kick) (13-89, 5:07)
Browns	3	6:52	P. Dawson 51 yd. Field Goal (8-53, 3:01)
Ravens	3	0:15	C. Williams 63 yd. interception return (J. Tucker kick)
Browns	4	12:11	P. Dawson 50 yd. Field Goal (8-48, 3:04)
Browns	4	4:33	P. Dawson 52 yd. Field Goal (5-12, 1:35)

TEAM STATISTICS

	BAL	CLE
FIRST DOWNS:	23	20
TIME OF POSSESSION:	33:03	26:57
TOTAL NET YARDS: (Ru/Pa):	438 (101/337)	357 (43/314)
SACKS/YARDS:	1/6	4/19
PUNTS/AVERAGE:	7-46.0	7-41.4
PENALTIES/YARDS:	11-100	7-66
FUMBLES/LOST:	0-0	1-1

INDIVIDUAL STATISTICS
PASSING:

 CLE: B. Weeden 25-52-320 (INT)
 BAL: J. Flacco 28-46-356 (TD, INT)

RUSHING:

 CLE: T. Richardson 14-47 (TD), T. Benjamin 1-0, G. Little 1-(-2), C. Ogbonnaya 1-(-2)
 BAL: R. Rice 18-49, B. Pierce 6-48, J. Flacco 2-4 (TD), T. Smith 1-0

RECEIVING:

 CLE: B. Watson 5-52, G. Little 4-77, T. Richardson 4-57, J. Norwood 4-56, T. Benjamin 2-26, J. Cribbs 2-11, C. Ogbonnaya 2-10, J. Gordon 1-16, J. Cameron 1-15
 BAL: A. Boldin 9-131, R. Rice 8-47, T. Smith 6-97 (TD), V. Leach 2-25, J. Jones 2-17, T. Doss 1-39

INTERCEPTIONS:

 CLE: C. Robertson 1-0
 BAL: C. Williams 1-63 (TD)

SACKS:

 CLE: J. Sheard 1-9, U. Young 1-6, A. Rubin 1-4, S. Fujita 1-0
 BAL: P. Kruger 1-6

PUNTING:

 CLE: R. Hodges 7-290 (41.4)
 BAL: S. Koch 7-322 (46.0)

PUNT RETURNS:

 CLE: T. Benjamin 1-40 (40.0), J. Cribbs 1-14 (14.0)
 BAL: J. Jones 1-0 (0.0)

KICKOFF RETURNS:

 CLE: T. Benjamin 2-47 (23.5)
 BAL: D. Thompson 3-68 (22.7)

MISSED FIELD GOALS:

 CLE: None
 BAL: 47WR

KEY GAME NOTES

- Kicker Phil Dawson tied an NFL single-game record after connecting on three field goals of 50 yards or longer, including a season-long 52 yarder. He joined six other kickers who have accomplished that feat with the most recent being Jacksonville's Josh Scobee on October 24, 2011 against Baltimore.
- Rookie running back Trent Richardson rushed for 47 yards and one touchdown. He also added four receptions for a career-best 57 yards. Richardson is the first Brown to record a rushing touchdown in three consecutive games since Peyton Hillis in 2010 and first Browns rookie to accomplish the feat since Eric Metcalf in 1989.

5

NEW YORK GIANTS 41,
CLEVELAND BROWNS 27OCTOBER 7, 2012 • METLIFE STADIUM •
ATTENDANCE: 79,911

Team	1	2	3	4	Final
Cleveland	14	5	3	7	27
New York	7	20	7	7	41

SCORING SUMMARY

Team	Q	Time	Play
Browns	1	14:08	T. Richardson 15 yd. run (P. Dawson kick) (2-22, 0:37)
Browns	1	10:03	J. Gordon 62 yd. pass from B. Weeden (P. Dawson kick) (5-80, 2:11)
Giants	1	3:22	V. Cruz 3 yd. pass from E. Manning (L. Tynes kick) (11-92, 6:41)
Browns	2	13:39	P. Dawson 32 yd. Field Goal (10-50, 4:43)
Giants	2	6:46	L. Tynes 28 yd. Field Goal (14-68, 6:53)
Giants	2	2:52	A. Bradshaw 4 yd. run (L. Tynes kick) (2-40, 0:54)
Giants	2	1:10	V. Cruz 7 yd. pass from E. Manning (L. Tynes kick) (5-29, 1:27)
Giants	2	0:00	L. Tynes 40 yd. Field Goal (2-36, 0:17)
Giants	3	5:06	V. Cruz 28 yd. pass from E. Manning (L. Tynes kick) (9-95, 5:13)
Browns	3	3:27	P. Dawson 41 yd. Field Goal (4-7, 1:39)
Giants	4	5:41	D. Wilson 40 yd. run (L. Tynes kick) (6-80, 3:24)
Browns	4	3:56	J. Gordon 20 yd. pass from B. Weeden (P. Dawson kick) (7-76, 1:45)

TEAM STATISTICS

	CLE	NYG
FIRST DOWNS:	15	30
TIME OF POSSESSION:	24:36	35:24
TOTAL NET YARDS: (Ru/Pa):	375 (84/291)	502 (243/259)
SACKS/YARDS:	0/0	0/0
PUNTS/AVERAGE:	3-48.0	2-50.0
PENALTIES/YARDS:	10-91	3-25
FUMBLES/LOST:	1-1	1-1

INDIVIDUAL STATISTICS

PASSING:

CLE: B. Weeden 22-35-291 (2 TD, 2 INT)
NYG: E. Manning 25-37-259 (3 TD, INT)

RUSHING:

CLE: T. Richardson 17-81 (TD), B. Weeden 1-2, J. Norwood 1-1
NYG: A. Bradshaw 30-200 (TD), D. Wilson 2-44 (TD), E. Manning 2-(-1)

RECEIVING:

CLE: J. Norwood 9-81, T. Richardson 5-47, C. Ogbonnaya 3-54, J. Gordon 2-82 (2 TD), J. Cameron 2-26, B. Watson 1-1
NYG: R. Randle 6-82, D. Hixon 5-55, V. Cruz 5-50 (3 TD), A. Bradshaw 4-29, M. Bennett 3-30, B. Pascoe 1-7, J. Jernigan 1-6

INTERCEPTIONS:

CLE: U. Young 1-44
NYG: S. Brown 1-46, C. Blackburn 1-0

SACKS:

CLE: None
NYG: None

PUNTING:

CLE: R. Hodges 3-144 (48.0)
NYG: S. Weatherford 2-100 (50.0)

PUNT RETURNS:

CLE: J. Cribbs 1-12 (12.0)
NYG: R. Randle 1-8 (8.0)

KICKOFF RETURNS:

CLE: J. Cribbs 6-221 (36.8)
NYG: D. Wilson 4-54 (13.5), A. Brown 1-13 (13.0)

MISSED FIELD GOALS:

CLE: None
NYG: None

KEY GAME NOTES

- Rookie running back Trent Richardson rushed for 81 yards, including a 15-yard touchdown in the first quarter. He became the first Browns rookie to record a rushing touchdown in four straight games and first Brown to accomplish the feat since Peyton Hillis in 2010.

6

CLEVELAND BROWNS 34,
CINCINNATI BENGALS 24OCTOBER 14, 2012 • CLEVELAND BROWNS STADIUM •
ATTENDANCE: 67,060

Team	1	2	3	4	Final
Cincinnati	7	7	0	10	24
Cleveland	0	7	6	21	34

SCORING SUMMARY

Team	Q	Time	Play
Bengals	1	7:07	J. Gresham 55 yd. pass from A. Dalton (M. Nugent kick) (3-63, 1:35)
Browns	2	14:51	J. Gordon 71 yd. pass from B. Weeden (P. Dawson kick) (6-87, 2:11)
Bengals	2	1:54	A. Green 4 yd. pass from A. Dalton (M. Nugent kick) (3-27, 1:17)
Browns	3	8:25	P. Dawson 41 yd. Field Goal (4-7, 1:28)
Browns	3	6:27	P. Dawson 38 yd. Field Goal (4-5, 1:05)
Browns	4	14:56	M. Hardesty 1 yd. run (P. Dawson kick) (10-66, 5:17)
Bengals	4	11:11	M. Nugent 44 yd. Field Goal (8-34, 3:45)
Browns	4	8:00	B. Watson 3 yd. pass from B. Weeden (P. Dawson kick) (6-63, 3:11)
Browns	4	7:50	S. Brown 19 yd. interception return (P. Dawson kick)
Bengals	4	5:21	A. Green 57 yd. pass from A. Dalton (M. Nugent kick) (6-79, 2:29)

TEAM STATISTICS

	CIN	CLE
FIRST DOWNS:	20	16
TIME OF POSSESSION:	30:03	29:57
TOTAL NET YARDS: (Ru/Pa):	438 (76/362)	328 (110/218)
SACKS/YARDS:	2/13	2/19
PUNTS/AVERAGE:	7-50.6	8-44.3
PENALTIES/YARDS:	7-50	5-35
FUMBLES/LOST:	2-1	2-0

INDIVIDUAL STATISTICS

PASSING:

CLE: B. Weeden 17-29-231 (2 TD, INT)
CIN: A. Dalton 31-46-381 (3 TD, 3 INT)

RUSHING:

CLE: M. Hardesty 15-56 (TD), T. Richardson 14-37, J. Cribbs 1-8, C. Ogbonnaya 1-6, B. Weeden 3-3
CIN: B. Green-Ellis 16-62, C. Peerman 1-7, A. Dalton 2-5, A. Hawkins 1-2

RECEIVING:

CLE: J. Gordon 3-99 (TD), G. Little 3-18, J. Cooper 2-39, J. Cameron 2-38, T. Richardson 2-17, B. Watson 2-6 (TD), C. Ogbonnaya 2-5, M. Hardesty 1-9
CIN: C. Peerman 8-76, A. Green 7-135 (2 TD), A. Hawkins 5-35, J. Gresham 3-68 (TD), M. Jones 2-21, A. Binns 2-12, O. Charles 1-12, B. Tate 1-11, B. Green-Ellis 1-8, B. Leonard 1-3

INTERCEPTIONS:

CLE: S. Brown 1-19 (TD), J. Haden 1-14, U. Young 1-0
CIN: M. Johnson 1-3

SACKS:

CLE: E. Stephens 1-14, J. Parker 1-5
CIN: W. Gilberry 1-9, R. Geathers 1-4

PUNTING:

CLE: R. Hodges 8-354 (44.3)
CIN: K. Huber 7-354 (50.6)

PUNT RETURNS:

CLE: J. Cribbs 2-60 (30.0)
CIN: B. Tate 4-58 (14.5)

KICKOFF RETURNS:

CLE: J. Cribbs 2-63 (31.5)
CIN: B. Tate 3-61 (20.3), C. Peerman 1-19 (19.0)

MISSED FIELD GOALS:

CLE: None
CIN: None

KEY GAME NOTES

- Defensive back Sheldon Brown recorded a 19-yard interception return for a touchdown in the fourth quarter. It was his sixth career defensive touchdown and fourth via interception. He has now recorded at least one interception in each of his 11 NFL seasons.

- Rookie quarterback Brandon Weeden completed 17 of 29 passes for 231 yards with two touchdowns. In the second quarter he connected with rookie wide receiver Josh Gordon for a 71-yard touchdown, which was the second-longest touchdown pass by a Browns rookie.

7

INDIANAPOLIS COLTS 17,
CLEVELAND BROWNS 13OCTOBER 21, 2012 • LUCAS OIL STADIUM •
ATTENDANCE: 64,560

Team	1	2	3	4	Final
Cleveland	0	6	7	4	13
Indianapolis	7	7	3	0	17

SCORING SUMMARY

Team	Q	Time	Play
Colts	1	7:23	A. Luck 3 yd. run (A. Vinatieri kick) (11-80, 7:37)
Browns	2	14:01	G. Little 14 yd. pass from B. Weeden (kick aborted) (16-90, 8:22)
Colts	2	7:41	A. Luck 5 yd. run (A. Vinatieri kick) (14-76, 6:20)
Browns	3	11:53	J. Gordon 33 yd. pass from B. Weeden (P. Dawson kick) (6-80, 3:07)
Colts	3	3:19	A. Vinatieri 38 yd. Field Goal (17-61, 8:34)

TEAM STATISTICS

	CLE	IND
FIRST DOWNS:	19	21
TIME OF POSSESSION:	24:39	35:21
TOTAL NET YARDS: (Ru/Pa):	319 (55/264)	321 (148/173)
SACKS/YARDS:	3/13	0/0
PUNTS/AVERAGE:	5-41.4	5-48.4
PENALTIES/YARDS:	9-75	7-50
FUMBLES/LOST:	1-0	1-1

INDIVIDUAL STATISTICS

PASSING:

CLE: B. Weeden 25-41-264 (2 TD)
IND: A. Luck 16-29-186

RUSHING:

CLE: M. Hardesty 7-28, B. Weeden 1-13, T. Richardson 8-8, C. Ogbonnaya 1-6
IND: V. Ballard 20-84, D. Carter 11-41, A. Luck 3-12 (2 TD), M. Moore 3-11

RECEIVING:

CLE: G. Little 6-52 (TD), J. Cooper 4-53, B. Watson 3-36, T. Benjamin 3-33, C. Ogbonnaya 3-17, J. Gordon 2-59 (TD), T. Richardson 2-11, J. Cribbs 1-8, J. Cameron 1-4
IND: R. Wayne 6-73, D. Avery 4-46, T. Hilton 2-22, C. Fleener 2-17, V. Ballard 1-19, D. Allen 1-9

INTERCEPTIONS:

CLE: None
IND: None

SACKS:

CLE: S. Brown 1-6, K. Malava 1-5, F. Rucker 1-2
IND: None

PUNTING:

CLE: R. Hodges 5-207 (41.4)
IND: P. McAfee 5-242 (48.4)

PUNT RETURNS:

CLE: J. Cribbs 2-12 (6.0)
IND: T. Hilton 1-8 (8.0)

KICKOFF RETURNS:

CLE: J. Cribbs 2-55 (27.5)
IND: M. Moore 1-24 (24.0)

MISSED FIELD GOALS:

CLE: None
IND: None

KEY GAME NOTES

- Rookie wide receiver Josh Gordon recorded two receptions for 51 yards, including a 33-yard touchdown. He is the first Brown with at least one touchdown reception in three consecutive games since Brian Robiskie in the final three games of the 2010 season.

- Gordon is also the first Browns rookie with a touchdown reception in three straight games since Andre' Davis opened the 2002 season with at least one touchdown in the first three contests. With four touchdowns on the season, Gordon is the first Browns rookie to record four or more receiving touchdowns since Davis had six in 2002.

8

CLEVELAND BROWNS 7,
SAN DIEGO CHARGERS 6OCTOBER 28, 2012 • CLEVELAND BROWNS STADIUM •
ATTENDANCE: 65,337

Team	1	2	3	4	Final
San Diego	0	3	3	0	6
Cleveland	7	0	0	0	7

SCORING SUMMARY

Team	Q	Time	Play
Browns	1	4:17	T. Richardson 26 yd. run (P. Dawson kick) (12-70, 4:35)
Chargers	2	0:00	N. Novak 43 yd. Field Goal (10-55, 1:48)
Chargers	3	2:33	N. Novak 31 yd. Field Goal (9-30, 4:36)

TEAM STATISTICS

	SD	CLE
FIRST DOWNS:	17	15
TIME OF POSSESSION:	30:52	29:08
TOTAL NET YARDS: (Ru/Pa):	265 (117/148)	250 (133/117)
SACKS/YARDS:	2/12	1/6
PUNTS/AVERAGE:	6-46.5	9-39.6
PENALTIES/YARDS:	3-15	4-35
FUMBLES/LOST:	2-1	2-0

INDIVIDUAL STATISTICS

PASSING:

CLE: B. Weeden 11-27-129
SD: P. Rivers 18-34-154

RUSHING:

CLE: T. Richardson 24-122 (TD), B. Weeden 4-4, C. Ogbonnaya 1-4, M. Hardesty 3-3, J. Cribbs 1-0
SD: R. Mathews 24-95, R. Brown 4-17, J. Battle 3-6, L. McClain 2-5, R. Meachem 1-(-6)

RECEIVING:

CLE: J. Gordon 3-46, G. Little 2-28, B. Watson 1-14, J. Cameron 1-12, T. Richardson 1-12, C. Ogbonnaya 1-9, J. Cribbs 1-7, A. Smith 1-1
SD: R. Brown 7-85, M. Floyd 4-43, A. Gates 2-14, D. Rosario 2-11, R. Mathews 2-9, J. Clary 1-(-8)

INTERCEPTIONS:

CLE: None
SD: None

SACKS:

CLE: B. Winn 1-6
SD: C. Liuget 1-9, S. Phillips 0.5-1.5, M. Ingram 0.5-1.5

PUNTING:

CLE: R. Hodges 9-356 (39.6)
SD: M. Sifres 6-279 (46.5)

PUNT RETURNS:

CLE: J. Cribbs 2-7 (3.5)
SD: E. Weddle 5-46 (9.2)

KICKOFF RETURNS:

CLE: J. Cribbs 2-47 (23.5)
SD: R. Goodman 1-21 (21.0), C. Carr 1-11 (11.0)

MISSED FIELD GOALS:

CLE: None
SD: None

KEY GAME NOTES

- Rookie running back Trent Richardson rushed for a career-high 122 yards on 24 carries with one touchdown. Richardson joins William Green (three in 2002), Kevin Mack (three in 1985 as a first-year player), Ernest Byner (two in 1984), Bobby Mitchell (two in 1958), Jim Brown (two in 1957) and Preston Carpenter (two in 1956) as the only Browns rookies to rush for 100-plus yards multiple times in a single season.

- Rookie defensive lineman Billy Winn recorded his first career sack and recovered his second fumble of the season.

- Rookie linebacker James-Michael Johnson totaled a career-high 9 tackles and forced his first career fumble.

9

BALTIMORE RAVENS 25,
CLEVELAND BROWNS 15NOVEMBER 4, 2012 • CLEVELAND BROWNS STADIUM •
ATTENDANCE: 65,449

Team	1	2	3	Final
Baltimore	14	0	0	11
Cleveland	0	9	3	15

SCORING SUMMARY

Team	Q	Time	Play
Ravens	1	8:32	R. Rice 8 yd. run (J. Tucker kick) (10-70, 5:25)
Ravens	1	0:01	B. Pierce 12 yd. run (J. Tucker kick) (12-66, 6:52)
Browns	2	9:19	P. Dawson 32 yd. Field Goal (12-66, 5:42)
Browns	2	1:47	P. Dawson 28 yd. Field Goal (10-76, 4:05)
Browns	2	0:03	P. Dawson 29 yd. Field Goal (7-50, 1:00)
Browns	3	2:39	P. Dawson 33 yd. Field Goal (10-41, 5:30)
Browns	4	8:48	P. Dawson 41 yd. Field Goal (9-34, 4:32)
Ravens	4	4:26	T. Smith 19 yd. pass from J. Flacco (J. Flacco-A. Boldin pass) (9-81, 4:22)
Ravens	4	2:49	J. Tucker 43 yd. Field Goal (4-4, 1:01)

TEAM STATISTICS

	BAL	CLE
FIRST DOWNS:	18	17
TIME OF POSSESSION:	31:32	28:28
TOTAL NET YARDS: (Ru/Pa):	282 (137/145)	290 (116/174)
SACKS/YARDS:	1/2	1/8
PUNTS/AVERAGE:	7-44.7	4-42.5
PENALTIES/YARDS:	9-82	4-31
FUMBLES/LOST:	0-0	1-0

INDIVIDUAL STATISTICS

PASSING:

CLE: B. Weeden 20-37-176 (2 INT)
BAL: J. Flacco 15-24-153 (TD)

RUSHING:

CLE: T. Richardson 25-105, B. Weeden 2-11
BAL: R. Rice 25-98 (TD), B. Pierce 7-26 (TD), V. Leach 2-8, T. Taylor 1-4, J. Flacco 2-1

RECEIVING:

CLE: T. Richardson 6-31, G. Little 5-52, A. Smith 3-8, J. Gordon 2-38, B. Watson 2-22, T. Benjamin 1-19, M. Massaquoi 1-6
BAL: A. Boldin 5-57, T. Smith 4-46 (TD), D. Pitta 2-33, E. Dickson 2-11, R. Rice 2-6

INTERCEPTIONS:

CLE: None
BAL: C. Williams 1-26, E. Reed 1-1

SACKS:

CLE: J. Sheard 1-8
BAL: D. Ellerbe 1-2

PUNTING:

CLE: R. Hodges 4-170 (42.5)
BAL: S. Koch 7-313 (44.7)

PUNT RETURNS:

CLE: J. Cribbs 5-54 (10.8)
BAL: J. Jones 2-7 (3.5)

KICKOFF RETURNS:

CLE: J. Cribbs 3-74 (24.7)
BAL: J. Jones 4-80 (20.0)

MISSED FIELD GOALS:

CLE: None
BAL: None

KEY GAME NOTES

- Rookie running back Trent Richardson rushed for 105 yards on a career-high 25 carries. He added 31 receiving yards, while tying a career-best with six receptions. Coupled with his 122 rushing yards last week against San Diego (10/28), he joins Earnest Byner (1984) and Bobby Mitchell (1958) as the only Browns rookies to register back-to-back 100-yard rushing games.

- Richardson joins Jacksonville's Fred Taylor (128 on September 20, 1998) as the only rookies to rush for 100-yards against the Ravens. Richardson's 105 rushing yards today are the third-most by a Brown against the Ravens.

- With 74 kickoff return yards today, Joshua Cribbs became the NFL's all-time leader in kickoff return yards with one team. He has now racked up 9,638 career kickoff return yards with the Browns and passed Brian Mitchell who previously held the record with 9,586 as a Washington Redskins.

10

DALLAS COWBOYS 23,
CLEVELAND BROWNS 20 (OT)NOVEMBER 18, 2012 • COWBOYS STADIUM •
ATTENDANCE: 81,936

Team	1	2	3	4	OT	Final
Cleveland	7	6	0	7	0	20
Dallas	0	0	3	17	3	23

SCORING SUMMARY

Team	Q	Time	Play
Browns	1	4:01	B. Watson 10 yd. pass from B. Weeden (P. Dawson kick) (10-48, 4:55)
Browns	2	12:09	P. Dawson 51 yd. Field Goal (9-51, 3:44)
Browns	2	5:07	P. Dawson 37 yd. Field Goal (11-55, 4:16)
Cowboys	3	4:16	D. Bailey 44 yd. Field Goal (9-54, 5:44)
Cowboys	4	13:49	F. Jones 2 yd. run (D. Bailey kick) (8-89, 3:59)
Cowboys	4	6:46	D. Bryant 28 yd. pass from T. Romo (D. Bailey kick) (9-58, 5:11)
Browns	4	1:07	B. Watson 17 yd. pass from B. Weeden (P. Dawson kick) (1-17, 0:03)
Cowboys	4	0:02	D. Bailey 32 yd. Field Goal (8-66, 1:05)
Cowboys	5	6:07	D. Bailey 38 yd. Field Goal (7-28, 3:32)

TEAM STATISTICS

	CLE	DAL
FIRST DOWNS:	19	30
TIME OF POSSESSION:	30:43	38:10
TOTAL NET YARDS: (Ru/Pa):	311 (119/192)	320 (63/257)
SACKS/YARDS:	7/56	2/18
PUNTS/AVERAGE:	5-44.6	7-43.1
PENALTIES/YARDS:	12-129	9-92
FUMBLES/LOST:	2-1	1-1

INDIVIDUAL STATISTICS

PASSING:

CLE: B. Weeden 20-35-210 (2 TD)
DAL: T. Romo 35-50-313 (TD)

RUSHING:

CLE: T. Richardson 28-95, M. Hardesty 4-23, C. Ogbonnaya 1-1
DAL: F. Jones 14-43 (TD), L. Dunbar 5-10, T. Romo 2-10

RECEIVING:

CLE: T. Richardson 6-49, J. Gordon 5-53, B. Watson 4-47 (2 TD), G. Little 3-53, J. Cooper 1-6, A. Smith 1-2
DAL: D. Bryant 12-145 (TD), J. Witten 7-51, M. Austin 6-58, D. Harris 3-20, F. Jones 2-12, L. Dunbar 2-6, K. Ogletree 1-10, C. Beasley 1-8, L. Vickers 1-3

INTERCEPTIONS:

CLE: None
DAL: None

SACKS:

CLE: C. Robertson 1-10, J. Parker 1-10, A. Rubin 1-9, F. Rucker 1-7, J. Sheard 1-7, J. Hughes 1-6, U. Young 0.5-3.5, K. Maliaiva 0.5-3.5
DAL: A. Spencer 1-11, J. Halchur 0.5-3.5, D. Ware 0.5-3.5

PUNTING:

CLE: R. Hodges 5-223 (44.6)
DAL: B. Moorman 7-302 (43.1)

PUNT RETURNS:

CLE: J. Cribbs 2-41 (20.5)
DAL: D. Harris 2-27 (13.5)

KICKOFF RETURNS:

CLE: J. Cribbs 3-51 (17.0), E. Hagg 1-3 (3.0), J. Johnson 1-0 (0.0)
DAL: None

MISSED FIELD GOALS:

CLE: None
DAL: None

KEY GAME NOTES

- Linebacker Craig Robertson registered his first career sack and first fumble recovery. He also added five tackles.

- The Browns recorded a season-high seven sacks, which is their most since they totaled eight against Pittsburgh on December 10, 2009.

- Tight end Benjamin Watson recorded four receptions for 47 yards and tied a career-high with two touchdowns. It is the fourth time in his career that he has recorded two receiving touchdowns in the same game and first since September 14, 2009 against Buffalo as a member of the New England Patriots.

11

CLEVELAND BROWNS 20, PITTSBURGH STEELERS 14

NOVEMBER 25, 2012 • CLEVELAND BROWNS STADIUM •
ATTENDANCE: 69,661

Team	1	2	3	4	Final
Pittsburgh	7	7	0	0	14
Cleveland	3	10	7	0	20

SCORING SUMMARY

Team	Q	Time	Play
Steelers	1	13:49	L. Timmons 53 yd. interception return (S. Suisham kick)
Browns	1	8:25	P. Dawson 28 yd. Field Goal (7-33, 3:13)
Browns	2	12:20	J. Cameron 5 yd. pass from B. Weeden (P. Dawson kick) (3-10, 1:21)
Browns	2	3:26	P. Dawson 32 yd. Field Goal (10-44, 5:34)
Steelers	2	0:01	C. Rainey 1 yd. run (S. Suisham kick) (9-84, 1:50)
Browns	3	5:19	T. Richardson 15 yd. run (P. Dawson kick) (3-31, 1:46)

TEAM STATISTICS

	PIT	CLE
FIRST DOWNS:	13	14
TIME OF POSSESSION:	26:30	33:30
TOTAL NET YARDS: (Ru/Pa):	242 (49/193)	238 (108/130)
SACKS/YARDS:	4/28	1/6
PUNTS/AVERAGE:	6-45.8	10-38.3
PENALTIES/YARDS:	9-68	10-90
FUMBLES/LOST:	8-5	0-0

INDIVIDUAL STATISTICS

PASSING:

CLE: B. Weeden 17-26-158 (TD, INT)
PIT: C. Batch 20-34-199 (3 INT)

RUSHING:

CLE: T. Richardson 29-85 (TD), M. Hardesty 2-14, B. Weeden 2-8, T. Benjamin 1-1
PIT: J. Dwyer 9-19, C. Rainey 5-17 (TD), I. Redman 2-7, R. Mendenhall 4-6

RECEIVING:

CLE: J. Gordon 4-60, T. Richardson 4-27, M. Massaquoi 3-27, B. Watson 3-26, J. Cameron 2-12 (TD), G. Little 1-6
PIT: H. Miller 6-63, E. Sanders 5-75, C. Rainey 4-15, J. Dwyer 2-9, I. Redman 1-15, W. Johnson 1-13, M. Wallace 1-9

INTERCEPTIONS:

CLE: S. Brown 1-1, B. Winn 1-0, J. Haden 1-0
PIT: L. Timmons 1-53 (TD)

SACKS:

CLE: P. Taylor 1-6
PIT: J. Worilds 2-11, B. Keisel 1-9, J. Harrison 1-8

PUNTING:

CLE: R. Hodges 10-383 (38.3)
PIT: D. Butler 6-275 (45.8)

PUNT RETURNS:

CLE: J. Cribbs 3-27 (9.0), T. Benjamin 1-16 (16.0)
PIT: E. Sanders 3-5 (1.7)

KICKOFF RETURNS:

CLE: E. Hagg 1-5 (5.0)
PIT: C. Rainey 4-75 (18.8)

MISSED FIELD GOALS:

CLE: None
PIT: None

KEY GAME NOTES

• The Browns scored 17 points off turnovers today, which are their most since they scored 17 at Cincinnati on November 28, 2004.

• Cleveland's five defensive fumble recoveries today are their most since they had five at Pittsburgh on September 10, 1989. Today marked the seventh time in team history that they had five or more defensive fumble recoveries in one game. The team record is six set on November 12, 1950 against San Francisco.

• Cleveland's defense held Pittsburgh to 49 rushing yards, which marked their lowest total since allowing 41 against Arizona on November 16, 2003. Coupled with allowing 63 rushing yards last week at Dallas, it marked the first time the Browns allowed 65 or fewer rushing yards in back-to-back games since 1989 (49 at Tampa Bay on November 5 and 46 at Seattle on November 12).

12

CLEVELAND BROWNS 20, OAKLAND RAIDERS 17

DECEMBER 2, 2012 • O CO COLISEUM •
ATTENDANCE: 43,641

Team	1	2	3	4	Final
Cleveland	0	10	3	7	20
Oakland	0	3	7	7	17

SCORING SUMMARY

Team	Q	Time	Play
Browns	2	12:59	P. Dawson 41 yd. Field Goal (13-57, 6:27)
Browns	2	10:25	J. Gordon 44 yd. pass from B. Weeden (P. Dawson kick) (2-62, 0:49)
Raiders	2	4:28	S. Janikowski 51 yd. Field Goal (8-37, 2:44)
Browns	3	9:51	P. Dawson 35 yd. Field Goal (10-48, 5:09)
Raiders	3	0:17	R. Streeter 64 yd. pass from C. Palmer (S. Janikowski kick) (4-80, 1:41)
Browns	4	3:27	T. Richardson 3 yd. run (P. Dawson kick) (14-94, 6:04)
Raiders	4	0:01	B. Myers 17 yd. pass from C. Palmer (S. Janikowski kick) (15-84, 3:26)

TEAM STATISTICS

	CLE	OAK
FIRST DOWNS:	23	25
TIME OF POSSESSION:	32:30	27:30
TOTAL NET YARDS: (Ru/Pa):	475 (122/353)	429 (85/344)
SACKS/YARDS:	1/7	1/11
PUNTS/AVERAGE:	2-34.5	5-40.4
PENALTIES/YARDS:	2-25	9-65
FUMBLES/LOST:	0-0	1-0

INDIVIDUAL STATISTICS

PASSING:

CLE: B. Weeden 25-36-364 (TD, 2 INT)
OAK: C. Palmer 34-54-351 (2 TD, INT)

RUSHING:

CLE: T. Richardson 20-72 (TD), M. Hardesty 5-39, B. Weeden 5-11
OAK: J. Stewart 9-46, M. Reece 7-36, C. Palmer 1-3

RECEIVING:

CLE: J. Gordon 6-116 (TD), B. Watson 6-80, G. Little 4-48, T. Richardson 3-23, M. Massaquoi 2-60, J. Cameron 2-30, T. Benjamin 1-6, A. Smith 1-1
OAK: B. Myers 14-130 (TD), M. Reece 5-20, D. Heyward-Bey 4-40, J. Criner 4-26, R. Streeter 3-96 (TD), D. Moore 2-31, D. Hagan 1-6, J. Stewart 1-2

INTERCEPTIONS:

CLE: S. Brown 1-0
OAK: M. Giordano 1-24, P. Adams 1-0

SACKS:

CLE: J. Parker 1-7
OAK: L. Houston 1-11

PUNTING:

CLE: R. Hodges 2-69 (34.5)
OAK: S. Lechler 5-202 (40.4)

PUNT RETURNS:

CLE: J. Cribbs 2-16 (8.0)
OAK: None

KICKOFF RETURNS:

CLE: J. Cribbs 1-18 (18.0)
OAK: C. Francis 4-85 (21.3), J. Stewart 1-16 (16.0)

MISSED FIELD GOALS:

CLE: 2BB
OAK: 61WR

KEY GAME NOTES

• Rookie quarterback Brandon Weeden completed 25 of 36 passes for a Browns rookie record 364 yards with one touchdown. His 364 passing yards are tied for the ninth-most by Brown in a single-game and are the third-highest total by a Browns quarterback on the road.

• With his third 300-yard passing performance, Weeden joins Derek Anderson (three in 2007), Bernie Kosar (three in 1987 and three in 1986), Brian Sipe (four in 1983, six in 1980, and four in 1979) and Otto Graham (three in 1950) as the only Browns to throw for 300 or more yards three or more times in a single-season.

• Rookie wide receiver Josh Gordon set career highs in receptions (6) and receiving yards (116) while adding a 44-yard touchdown. Gordon is the first Brown to record a 100-yard receiving performance since Greg Little totaled 131 yards as a rookie at Arizona on December 18, 2012.

13

CLEVELAND BROWNS 30, KANSAS CITY CHIEFS 7

DECEMBER 9, 2012 • CLEVELAND BROWNS STADIUM •
ATTENDANCE: 62,422

Team	1	2	3	4	Final
Kansas City Chiefs	7	0	0	0	7
Cleveland	3	7	10	10	30

SCORING SUMMARY

Team	Q	Time	Play
Chiefs	1	14:48	J. Charles 80 yd. run (R. Succop kick) (1-80, 0:12)
Browns	1	3:53	P. Dawson 23 yd. Field Goal (11-76, 4:00)
Browns	2	14:40	T. Benjamin 93 yd. punt return (P. Dawson kick)
Browns	3	12:28	T. Richardson 1 yd. run (P. Dawson kick) (7-60, 2:32)
Browns	3	8:42	P. Dawson 24 yd. Field Goal (5-7, 2:23)
Browns	4	14:17	T. Richardson 1 yd. run (P. Dawson kick) (12-82, 6:25)
Browns	4	9:04	P. Dawson 34 yd. Field Goal (6-18, 2:50)

TEAM STATISTICS

	KC	CLE
FIRST DOWNS:	12	20
TIME OF POSSESSION:	26:31	33:29
TOTAL NET YARDS: (Ru/Pa):	310 (180/130)	352 (154/198)
SACKS/YARDS:	3/19	5-29
PUNTS/AVERAGE:	7-48.0	5-40.8
PENALTIES/YARDS:	5-35	7-55
FUMBLES/LOST:	1-0	2-0

INDIVIDUAL STATISTICS

PASSING:

CLE: B. Weeden 17-30-217
KC: B. Quinn 10-21-159 (INT)

RUSHING:

CLE: M. Hardesty 10-52, T. Richardson 18-42 (2 TD), G. Little 1-17, J. Cribbs 2-15, B. Weeden 1-15, T. Benjamin 1-15, C. McCoy 2-(-2)
KC: J. Charles 18-165 (TD), P. Hillis 5-11, B. Quinn 1-4, D. McCluster 1-0, S. Draughn 1-0

RECEIVING:

CLE: J. Gordon 8-86, G. Little 4-69, B. Watson 3-43, J. Cameron 1-10, T. Richardson 1-9
KC: T. Copper 3-32, D. Bowe 2-70, J. Newsome 1-25, T. Moeaki 1-10, S. Draughn 1-8, D. McCluster 1-8, P. Hillis 1-6

INTERCEPTIONS:

CLE: T. Gipson 1-23
KC: None

SACKS:

CLE: J. Sheard 1-9, J. Hughes 1-8, J. Parker 1-8, F. Rucker 1-3, D. Jackson 0.5-0.5, K. Malava 0.5-0.5
KC: T. Hall 2-13, T. Jackson 1-6

PUNTING:

CLE: R. Hodges 5-204 (40.8)
KC: D. Colquitt 7-336 (48.0)

PUNT RETURNS:

CLE: J. Cribbs 3-51 (17.0), T. Benjamin 1-93 (93.0) (TD)
KC: J. Arenas 3-5 (1.7)

KICKOFF RETURNS:

CLE: J. Cribbs 1-15 (15.0)
KC: J. Bellamy 2-31 (15.5), S. Draughn 1-20 (20.0)

MISSED FIELD GOALS:

CLE: None
KC: R. Succop 2/2LU

KEY GAME NOTES

• Today's 30-7 win was the Browns' largest margin of victory since a 44-6 decision against Arizona on November 16, 2003.

• Following a touchdown on Kansas City's first play of the game, the Browns scored 30 unanswered points for the win. Today marks the first time the Browns scored 30 consecutive points in one game since 1991 when the team topped Indianapolis 31-0 on December 1.

• Rookie Travis Benjamin returned a punt 93-yard for a touchdown, which marked the longest punt return in Browns history. The previous team record was 92 yards by Eric Metcalf at Cincinnati on September 4, 2004. It is the fifth time a Browns rookie has returned a punt for a touchdown and the first since Ben Davis returned had a 52 yard return for a score on November 5, 1967.

14

WASHINGTON REDSKINS 38, CLEVELAND BROWNS 21

DECEMBER 16, 2012 • CLEVELAND BROWNS STADIUM •
ATTENDANCE: 65,083

Team	1	2	3	4	Final
Washington Redskins	7	7	14	14	38
Cleveland	7	7	0	7	21

SCORING SUMMARY

Team	Q	Time	Play
Browns	1	8:41	T. Richardson 6 yd. run (P. Dawson kick) (1-6, 0:09)
Redskins	1	2:16	L. Hankerson 54 yd. pass from K. Cousins (K. Forbath kick) (1-54, 0:10)
Redskins	2	5:46	K. Forbath 44 yd. Field Goal (9-51, 3:36)
Browns	2	1:11	T. Richardson 1 yd. run (P. Dawson kick) (9-75, 4:35)
Redskins	3	13:14	A. Morris 3 yd. run (K. Forbath kick) (3-15, 0:58)
Redskins	3	7:40	L. Hankerson 2 yd. pass from K. Cousins (K. Forbath kick) (7-60, 3:44)
Redskins	4	11:19	E. Royster 4 yd. run (K. Forbath kick) (10-67, 4:42)
Browns	4	10:11	T. Benjamin 69 yd. pass from B. Weeden (P. Dawson kick) (3-72, 1:08)
Redskins	4	5:00	A. Morris 8 yd. run (K. Forbath kick) (8-76, 5:11)

TEAM STATISTICS

	WAS	CLE
FIRST DOWNS:	25	13
TIME OF POSSESSION:	36:17	23:43
TOTAL NET YARDS: (Ru/Pa):	430 (122/308)	291 (58/233)
SACKS/YARDS:	2/11	2/21
PUNTS/AVERAGE:	5-42.6	6-42.0
PENALTIES/YARDS:	6-45	5-30
FUMBLES/LOST:	2-0	1-0

INDIVIDUAL STATISTICS

PASSING:

CLE: B. Weeden 21-35-244 (2 INT)
WAS: K. Cousins 26-37-329 (2 TD, INT)

RUSHING:

CLE: T. Richardson 11-28 (2 TD), J. Cribbs 1-16, B. Weeden 1-9, M. Hardesty 2-5
WAS: A. Morris 27-87 (2 TD), K. Cousins 3-22, D. Young 3-10, E. Royster 2-3 (TD)

RECEIVING:

CLE: G. Little 5-74, J. Cameron 3-34, J. Gordon 3-27, T. Richardson 3-4, M. Massaquoi 2-16, B. Watson 2-12, A. Smith 2-8, T. Benjamin 1-69 (TD)
WAS: P. Garcon 6-65, S. Moss 5-57, J. Morgan 4-60, L. Paulsen 4-47, L. Hankerson 2-56 (2 TD), E. Royster 2-30, A. Morris 2-6, D. Young 1-8

INTERCEPTIONS:

CLE: T. Ward 1-37
WAS: R. Jackson 1-17, L. Fletcher 1-8

SACKS:

CLE: J. Parker 1-12, J. Sheard 1-9
WAS: B. Coffield 1-7, R. Jackson 1-4

PUNTING:

CLE: R. Hodges 6-252 (42.0)
WAS: S. Rocca 5-213 (42.6)

PUNT RETURNS:

CLE: J. Cribbs 2-15 (7.5)
WAS: R. Crawford 2-18 (9.0)

KICKOFF RETURNS:

CLE: J. Cribbs 7-191 (27.3)
WAS: E. Royster 1-22 (22.0)

MISSED FIELD GOALS:

CLE: None
WAS: None

KEY GAME NOTES

• Rookie running back Trent Richardson totaled 28 rushing yards with two touchdowns. His 11 rushing touchdowns, 12 total touchdowns and 72 points this season are all Browns rookie records, while his 897 rushing yards are the second-most by a Browns rookie

• Richardson's 11 rushing touchdowns are tied for the eighth-most by a Brown in a single-season. He joins Jim Brown (five times), Leroy Kelly (twice) and Peyton Hillis as the only Browns to score 11 or more rushing touchdowns in a season.

15

**DENVER BRONCOS 34,
CLEVELAND BROWNS 12**

 DECEMBER 23, 2012 • SPORTS AUTHORITY FIELD AT MILE HIGH •
ATTENDANCE: 76,351

Team	1	2	3	4	Final
Cleveland	3	2	3	4	12
Denver	7	7	7	13	34

SCORING SUMMARY

Team	Q	Time	Play
Broncos	1	12:10	D. Thomas 22 yd. pass from P. Manning (M. Prater kick) (8-80, 2:50)
Browns	1	4:35	P. Dawson 27 yd. Field Goal (14-63, 7:35)
Broncos	2	12:40	E. Decker 10 yd. pass from P. Manning (M. Prater kick) (15-80, 6:55)
Browns	3	11:09	P. Dawson 53 yd. Field Goal (9-45, 3:51)
Broncos	3	4:33	E. Decker 8 yd. pass from P. Manning (M. Prater kick) (12-91, 6:36)
Broncos	4	14:53	M. Prater 27 yd. Field Goal (8-39, 3:22)
Broncos	4	12:11	J. Hester 1 yd. run (M. Prater kick) (2-19, 0:15)
Browns	4	7:56	G. Little 6 yd. pass from C. McCoy (run failed) (10-80, 4:15)
Broncos	4	1:55	M. Prater 41 yd. Field Goal (6-22, 2:02)

TEAM STATISTICS

	CLE	DEN
FIRST DOWNS:	20	29
TIME OF POSSESSION:	26:20	33:40
TOTAL NET YARDS: (Ru/Pa):	233 (91/142)	457 (118/339)
SACKS/YARDS:	0/0	6/41
PUNTS/AVERAGE:	4-42.3	3-49.0
PENALTIES/YARDS:	10-69	11-84
FUMBLES/LOST:	1-1	2-0

INDIVIDUAL STATISTICS
PASSING:

 CLE: B. Weeden 12-19-104, C. McCoy 9-17-79 (TD)
 DEN: P. Manning 30-43-339 (3 TD, INT)

RUSHING:

 CLE: T. Richardson 9-53, C. McCoy 2-17, M. Hardesty 3-14, B. Weeden 3-4, J. Cribbs 1-3
 DEN: K. Moreno 22-78, R. Hillman 6-35, J. Hester 3-6 (TD), B. Osweiler 1-(-1)

RECEIVING:

 CLE: G. Little 6-58 (TD), B. Watson 3-47, T. Benjamin 3-46, T. Richardson 3-15, C. Ogbonnaya 2-2, J. Gordon 1-7, M. Hardesty 1-7, B. Smelley 1-3, A. Smith 1-(-2)
 DEN: D. Thomas 9-102 (TD), E. Decker 6-65 (2 TD), K. Moreno 5-49, B. Stokely 5-32, J. Dreessen 3-22, J. Tamme 2-69

INTERCEPTIONS:

 CLE: U. Young 1-0
 DEN: None

SACKS:

 CLE: None
 DEN: E. Dumervil 2-15, V. Miller 1-5, D. Wolfe 1-5, D. Woodyard 1-5, D. Wolfe 1-3

PUNTING:

 CLE: R. Hodges 4-169 (42.3)
 DEN: B. Colquitt 3-147 (49.0)

PUNT RETURNS:

 CLE: J. Cribbs 2-11 (5.5)
 DEN: T. Holliday 2-2 (1.0)

KICKOFF RETURNS:

 CLE: J. Cribbs 2-60 (30.0)
 DEN: T. Holliday 1-6 (6.0)

MISSED FIELD GOALS:

 CLE: None
 BAL: None

KEY GAME NOTES

• Rookie running back Trent Richardson rushed for 53 yards today and passed Jim Brown for the most rushing yards by a Browns rookie in a season.

• Tight end Brad Smelley made his NFL debut and caught one pass for three yards.

16

**PITTSBURGH STEELERS 24,
CLEVELAND BROWNS 10**

 DECEMBER 30, 2012 • HEINZ FIELD •
ATTENDANCE: 51,831

Team	1	2	3	4	Final
Cleveland	0	3	7	0	10
Pittsburgh	0	10	7	7	24

SCORING SUMMARY

Team	Q	Time	Play
Steelers	2	7:53	S. Suisham 41 yd. Field Goal (9-48, 4:52)
Browns	2	3:48	P. Dawson 51 yd. Field Goal (10-47, 4:05)
Steelers	2	0:47	L. Pope 1 yd. pass from B. Roethlisberger (S. Suisham kick) (3-24, 0:55)
Browns	3	11:03	G. Little 7 yd. pass from T. Lewis (P. Dawson kick) (6-80, 3:57)
Steelers	3	4:39	A. Brown 9 yd. pass from B. Roethlisberger (S. Suisham kick) (12-80, 6:24)
Steelers	4	3:20	P. Burres 12 yd. pass from B. Roethlisberger (S. Suisham kick) (6-27, 3:07)

TEAM STATISTICS

	CLE	PIT
FIRST DOWNS:	18	17
TIME OF POSSESSION:	29:39	30:21
TOTAL NET YARDS: (Ru/Pa):	320 (138/182)	212 (91/121)
SACKS/YARDS:	2-13	4-22
PUNTS/AVERAGE:	3-38.3	6-41.8
PENALTIES/YARDS:	9-79	3-58
FUMBLES/LOST:	3-3	0-0

INDIVIDUAL STATISTICS
PASSING:

 CLE: T. Lewis 22-32-204 (TD, INT)
 PIT: B. Roethlisberger 15-23-134 (3 TD)

RUSHING:

 CLE: B. Jackson 8-54, M. Hardesty 14-37, R. Ventrone 1-35, C. Ogbonnaya 2-9, T. Lewis 1-3
 PIT: J. Dwyer 11-52, I. Redman 6-26, R. Mendenhall 6-19, C. Rainey 1-2, B. Roethlisberger 2-(-2), A. Brown 2-(-6)

RECEIVING:

 CLE: B. Watson 7-64, T. Benjamin 4-43, J. Gordon 4-39, G. Little 3-38 (TD), C. Ogbonnaya 2-3, J. Cribbs 1-9, J. Cooper 1-8
 PIT: E. Sanders 2-28, P. Burres 2-24 (TD), A. Brown 2-22 (TD), J. Colchery 2-21, W. Johnson 2-17, R. Mendenhall 2-1, I. Redman 1-11, J. Dwyer 1-9, L. Pope 1-1 (TD)

INTERCEPTIONS:

 CLE: None
 PIT: T. Polamalu 1-1

SACKS:

 CLE: J. Sheard 2-13
 PIT: L. Timmons 2-16, J. Harrison 1-2, C. Heyward 0.5-2, S. McLendon 0.5-2

PUNTING:

 CLE: R. Hodges 3-115 (38.3)
 PIT: D. Butler 6-251 (41.8)

PUNT RETURNS:

 CLE: J. Cribbs 1-7 (7.0)
 PIT: A. Brown 1-10 (10.0)

KICKOFF RETURNS:

 CLE: J. Cribbs 2-42 (21.0), T. Benjamin 1-29 (29.0)
 PIT: C. Rainey 2-46 (23.0)

MISSED FIELD GOALS:

 CLE: 35WR
 PIT: None

KEY GAME NOTES

• The Browns are just the second team in the Super Bowl era (since 1966) to have a rookie lead the team in passing (Brandon Weeden 3,385), rushing (Trent Richardson 950) and receiving yards (Josh Gordon 805) in the same season. Cleveland joins the 1968 Buffalo Bills as the only teams to accomplish that feat.

• Making his NFL debut, quarterback Thaddeus Lewis became the 18th quarterback to start to start for the Browns since 1999. He is also the seventh quarterback from Duke to start an NFL game and first since Dave Brown started for Arizona at Jacksonville on December 10, 2000.

• Defensive lineman Jabaal Sheard tied a career high with two sacks. He finished with a team-leading seven sacks this season, including six sacks over the final eight games. He is the first player to lead the Browns in sacks in back-to-back seasons since linebacker Kamerion Wimbley (2006-07) and first defensive lineman since Michael Dean Perry (1990-91). Sheard also recorded two sacks at Arizona on December 18, 2011.

The Cleveland Browns have one of the richest traditions in all of professional football, boasting eight league titles, including four in the NFL. In addition, 16 former Browns have been inducted into the Pro Football Hall of Fame in Canton, the sixth-most of any NFL franchise.

The Browns were founded in 1945 as a charter member of the All-America Football Conference (AAFC), under businessman Arthur B. "Mickey" McBride, who would name Paul Brown as the team's general manager and head coach. The franchise conducted a team naming contest, and the No. 1 choice was "Browns," highlighting Paul Brown's popularity in the area. In addition to Brown, that first team consisted of future Hall of Famers in center Frank Gatski, quarterback Otto Graham, offensive tackle/kicker Lou Groza, receiver Dante Lavelli, fullback Marion Motley and lineman Bill Willis.

In their first season in the AAFC (1946), the Browns posted a 12-2 record and went on to defeat the New York Yankees in the league's inaugural championship game, 14-9. They were as equally successful off the field, averaging more than 57,000 fans to their home games at Municipal Stadium. The Browns would go on to claim the AAFC title in all four years of the league's existence, including a 15-0 record in 1948.

In 1950, the Browns were one of only three AAFC teams to merge with the National Football League, along with the San Francisco 49ers and Baltimore Colts. Despite joining a more established league, Cleveland continued its success as they marched through the 1950 regular season with a 10-2 record before defeating the New York Giants in the playoffs and the Los Angeles Rams in the championship game. In fact, the Browns appeared in the NFL Championship game in each of their first seven years in the league (1950-56), coming away with three titles during that time (1950, 1954-55).

Quarterback Otto Graham guided the Browns to the championship game in all 10 of his professional seasons, helping the team capture seven titles (four AAFC and three NFL). Graham led the AAFC in passing all four years and led the NFL in passing twice (1953 and 1955), while totaling 23,584 passing yards combined in both leagues.

In 1957, the Browns selected Syracuse running back Jim Brown with the sixth overall pick of the NFL Draft. Brown would go on to lead the league in rushing that year with 942 yards in just 12 games as he was named NFL Rookie of the Year. He helped the Browns back to the NFL title game that season, although they dropped a 59-14 decision to the Detroit Lions. The following year, Brown again led the league in rushing, with 1,527 yards and 27 touchdowns. It marked one of seven times over the next eight years in which he rushed for more than 1,100 yards.

After going consecutive seasons without making the playoffs for the first time in franchise history (1961-62),

Blanton Collier took over for Paul Brown as head coach in 1963, and guided the team to a regular season record of 10-4 as they returned to the postseason, led by Jim Brown's career-high 1,863 rushing yards. The following year saw the Browns put together a record of 10-3-1, capped by a 27-0 victory over Baltimore in the NFL Championship game. The 1964 season marked the first of three NFL title game appearances for the Browns over the next five years.

Following the 1965 season, Brown unexpectedly announced his retirement to pursue an acting career. In his final year, Brown rushed for 1,544 yards, the third straight year and eighth time in his nine NFL seasons that he topped the league's rushing chart.

Following Brown's retirement, Cleveland could not be derailed as they qualified for the postseason in three of the next four years, including two NFL Championship game appearances (1968-69). Future Hall of Fame running back Leroy Kelly, an eighth-round draft choice of the team in 1964, rushed for more than 1,000 yards in three of those seasons (1966-68).

On September 21, 1970, the Browns became part of history as they had the distinction of hosting the New York Jets in the first-ever Monday Night Football game, emerging with a 31-21 victory.

Collier wrapped up his coaching career following the 1970 season. He registered a 76-34-2 (.688) regular season record and guided the Browns to four NFL Championship games.

The decade of the 1970s started with the Browns making two trips to the playoffs in the first three years. Then came a stretch in which the Browns missed the postseason seven straight seasons (1973-79). In the final year of that span, however, the Browns, under the guidance of second-year Head Coach Sam Rutigliano, put together a record of 9-7 and affectionately earned the nickname of the "Kardiac Kids." Of the team's nine victories that year, seven came by seven points or less. Two of those wins occurred in overtime while three others were decided within the final two minutes of regulation.

This excitement continued into the following season of 1980. After starting the year 2-3, the Browns reeled off five straight wins and victories in eight of their next nine. Of those eight triumphs, six came by six points or less. On the final week of the season, Don Cockroft's 22-yard field goal with less than two minutes to play lifted the Browns to a 27-24 victory over the Bengals at Cincinnati's Riverfront Stadium, as Cleveland captured its first AFC Central crown since 1971 and its first playoff berth since 1972.

In 1985, the franchise underwent a makeover as Marty Schottenheimer was named the team's sixth full-time head coach and the club selected University of Miami quarterback Bernie Kosar – a Youngstown native who grew up in Boardman, Ohio – in the NFL Supplemental Draft. By

midseason of his rookie year, Kosar had cracked the starting lineup, leading the Browns to wins in four of his first six starts. Cleveland went on to post an 8-8 record that year, which was good for first place in the AFC Central division. That season, running backs Earnest Byner and Kevin Mack both topped the 1,000-yard rushing mark, a feat that would not be accomplished again by a pair of running backs on the same team in the same season until 2008.

The Browns seemed poised for their first playoff win since 1969 as they held a 21-3 third-quarter lead over the Dolphins at the Orange Bowl before Miami reeled off 21 unanswered points to come away with a 24-21 victory. With Kosar at the helm, the Browns would win three AFC Central division titles over the next four years (1986-87, 1989) and qualify for the playoffs on each occasion. Three of those four appearances resulted in a spot in the AFC Championship game, only to be stopped short of their ultimate destination by the Denver Broncos each time.

In August of 1991, the Browns moved into a new administrative complex in Berea and began holding training camp there in July of the following year.

On November 6, 1995, it was announced that the Browns had signed a deal to relocate to Baltimore for the following season. In February 1996, the NFL announced that the Browns would be "deactivated" for three years and that a new stadium would be built for a new Browns team – either as an expansion team or one that would move from another city – that would begin play in 1999. Cleveland NFL Football (Cleveland Browns Trust) was formed by the NFL with Bill Futterer as President and NFL Commissioner Paul Tagliabue as Trustee. The Trust represented the NFL in the stadium design and construction, managed the sale of suites and club seats, and sold Permanent Seat Licenses and season tickets. In March 1998, at the owners meeting in Orlando, Tagliabue announced that the Browns would be an expansion team rather than a relocated team. On September 8, 1998, the NFL awarded the new Cleveland Browns franchise to a group led by Alfred Lerner, while the NFL formally transferred ownership on October 23, 1998.

The new Cleveland Browns franchise played their first game on August 9, 1999 when they edged the Dallas Cowboys, 20-17 in overtime, in the annual Hall of Fame Game at Fawcett Stadium in Canton to open the preseason. They played their first regular season game on September 12 against their long-time rival Pittsburgh Steelers at FirstEnergy Stadium. Their initial regular season victory occurred in dramatic fashion as a 56-yard Hail Mary from quarterback Tim Couch to wide receiver Kevin Johnson as time expired lifted the Browns to a 21-16 decision over the Saints at the Superdome, in what would be the first of two wins in that first season back for Cleveland.

On October 23, 2002 owner Alfred Lerner passed away and his son, Randy, took over control of the team. Later that year, the Browns won their final two regular season games to finish with a record of 9-7, earning them their first playoff berth since returning just four years earlier.

On September 19, 2010, the team unveiled a Ring of Honor at FirstEnergy Stadium at halftime of the home opener against the Kansas City Chiefs. The inaugural class consisted of the franchise's 16 Hall of Famers, as the name of each man was permanently displayed on the stadium's upper deck facade. In 2012, the years of the team's eight league championships were added to the southeast end of facade.

On August 2, 2012, Jimmy Haslam agreed to purchase controlling interest of the Cleveland Browns from Randy Lerner. The NFL approved Haslam as the owner on October 16, and Joe Banner was named the Browns' Chief Executive Officer the same day. Rob Chudzinski was named the 14th full-time head coach in Browns history on January 10, 2013.

On January 15, 2013, the Browns and FirstEnergy Corp. announced that the team's venue will be called FirstEnergy Stadium, Home of the Cleveland Browns.

Michael Lombardi re-joined the Browns as Vice President-Player Personnel on January 18, 2013 and was named General Manager on March 5.

HOW THE BROWNS WERE NAMED

One myth is that the team was named after the popular boxing champion, Joe Louis, "The Brown Bomber." The truth, according to several published reports, is this:

When owner Arthur McBride brought an AAFC team to Cleveland in 1945, he held a newspaper contest to name the team and offered a \$1,000 war bond to the winner. Most of the entries submitted wanted the name Browns, because the extremely popular Paul Brown was the team's head coach.

Coach Brown thought it wouldn't be proper to name the team after him, and the entry "Panthers" was selected. A few weeks later, a man approached McBride and said he owned a semi-pro team in the 1920s called the Cleveland Panthers and he still owned the rights to the name.

McBride could have bought the man off, but Brown vetoed the idea. The coach didn't want the new team to be associated with a losing franchise. Instead of holding a new contest, Brown reluctantly agreed to name the team Browns. But, in sticking with his original ideals, Brown suggested publicly that since Louis was "The Brown Bomber", that was how the team got its name. Not a single entry in the contest listed Louis or his nickname as a reason for choosing "Browns."



#14 OTTO GRAHAM

From 1946-1955, Otto Graham guided the Browns to 10 league crowns and NFL Championships in 1950, 1954 and 1955. He led the NFL in passing for two seasons and recorded 23,584 career passing yards. In 1953, Graham finished the season with a 64.73 completion percentage, the highest in club history. He was an All-League selection from 1951-55. Graham was inducted in the Pro Football Hall of Fame in 1965.



#32 JIM BROWN

Brown was the NFL's leading rusher in eight seasons and holds the Browns franchise record for career rushing yards, attempts and touchdowns. An All-America selection from Syracuse in 1956, Brown was named NFL Rookie of the Year in 1957. He participated in nine consecutive Pro Bowls from 1958-66 and was voted NFL most valuable player in 1957, 1958 and 1965. Brown was inducted in the Pro Football Hall of Fame in 1971.



#45 ERNIE DAVIS

After being selected first in the 1961 NFL draft, the Browns acquired Ernie Davis in a trade with the Washington Redskins. Tragically, Davis passed away two years later from leukemia and never played a professional game. A star running back from Syracuse, Davis was the first African-American to win the Heisman Trophy in 1961 and guided the Orangemen to their only national championship the same year.



#46 DON FLEMING

Don Fleming was selected by the Chicago Cardinals in the 28th round of the 1959 NFL draft. He was traded to the Browns in 1960 and was a mainstay at the safety position. From 1960-63, Fleming intercepted 10 passes and was named to The Sporting News All-AFC team in 1962. During the 1963 offseason, Fleming and a co-worker were sadly electrocuted working a construction job. His passing came a few weeks after Ernie Davis' death.



#76 LOU GROZA

Lou Groza is Cleveland's all-time top scorer with 1,349 points on 234 FGs, 641 PATs and one TD. He scored at least one point in 107 consecutive games and his last-second field goal sealed the 1950 NFL Championship for the Browns. Originally an offensive left tackle, Groza suffered a back injury which converted him into a kicking specialist from 1961-67. He was an All-NFL tackle on six occasions and was the NFL Player of the Year in 1954. Groza was inducted in the Pro Football Hall of Fame in 1974.



CLEVELAND BROWNS RING OF HONOR



To pay homage to their great history - one of the richest in the NFL - the Browns unveiled the Cleveland Browns Ring of Honor during a special ceremony at halftime of the 2010 regular season home opener, against Kansas City on September 19. The initial group of inductees consisted of the 16 former Browns enshrined in the Pro Football Hall of Fame. The names of these 16 greats are prominently displayed on the facade of the upper deck of the stadium. In 2012, the years of the team's eight league championships was added the facade at the southeast end of FirstEnergy Stadium.

CLEVELAND BROWNS *Legends*

The Cleveland Browns organization honors the team's all-time greats through the Cleveland Browns Legends Program. This program honors the men who have contributed to the success of the Browns organization. The Legends Program started in 2001 with the automatic induction of the Browns' then Hall of Famers into the Cleveland Browns Legends. The following is a current list of Browns Legends:

CLASS OF 2001

Ray Renfro, Gene Hickerson, Greg Pruitt, Bernie Kosar, Michael Dean Perry

CLASS OF 2002

Mac Speedie, Brian Sipe, Clay Matthews

CLASS OF 2003

Bob Gain, Dick Schafrath, Hanford Dixon

CLASS OF 2004

Tommy James, Dub Jones, Gary Collins, Mike Pruitt

CLASS OF 2005

Jim Ray Smith, Frank Ryan, Jerry Sherk, Frank Minnifield

CLASS OF 2006

Walt Michaels, Jim Houston, Doug Dieken, Earnest Byner

CLASS OF 2007

Horace Gillom, Bill Glass, Don Cockroft, Kevin Mack

CLASS OF 2008

Warren Lahr, Paul Wiggin, Walter Johnson, Eric Metcalf

CLASS OF 2010

Cody Risien and John Wooten

CLASS OF 2011

Vince Costello and Tom DeLeone

CLASS OF 2012

Clarence Scott and Ernie Green (1962-68)

CLEVELAND BROWNS IN THE HALL OF FAME

The rich tradition of the Cleveland Browns boasts 16 members in the Pro Football Hall of Fame, which is the sixth-highest total in the NFL. Only the Chicago Bears, Green Bay Packers, New York Giants, Pittsburgh Steelers and Washington Redskins claim more Hall of Famers.

TEAM

1. Chicago Bears.....	27
2. Green Bay Packers.....	22
3. Pittsburgh Steelers.....	20
4. Washington Redskins.....	19
New York Giants.....	19
6. Cleveland Browns	16

HALL OF FAME ENSHRINEES

*Based upon official numbers provided by the Pro Football Hall of Fame. Players are recognized by teams with whom they played a significant portion of their career. All numbers have been updated to include the 2013 Hall of Fame Class.

JIM BROWN



NUMBER: 32 • **POSITION:** Running Back
HEIGHT: 6-2 • **WEIGHT:** 232
COLLEGE: Syracuse • **BIRTHDATE:** November 2, 1927
YEARS WITH BROWNS: 9 • **YEARS IN NFL:** 9

Pro Bowl Selections: 9 (1957, 1958, 1958, 1960, 1961, 1962, 1963, 1964, 1965)

Career Highlights: Rushed for 12,312 yards on 2,359 career carries in 118 games... Totaled 126 career touchdowns with 106 rushing and 20 receiving... Led the NFL in rushing in eight of his nine seasons... Led the league in touchdowns five seasons... Recorded 58 career 100-yard rushing performances... Earned NFL Most Valuable Player award in 1957, 1958 and 1964... Named NFL Rookie of the Year in 1957... Selected to nine consecutive Pro Bowls... Holds the Browns' record for the most combined net yards, most career yards rushing, most points in one season, career touchdowns, most consecutive games scoring a touchdown and most 1,000-yard seasons... Named to the NFL All-Decade team for the 1960s... Uniform number 32 retired by the Browns... Inducted into the Cleveland Browns Ring of Honor... Enshrined in the Hall of Fame in 1971.

PAUL BROWN



POSITION: Head Coach • **COLLEGE:** Miami (Ohio)
LIFE: September 7, 1908 - August 5, 1991
YEARS IN NFL: 21
YEARS WITH BROWNS: 17 • **YEARS IN AAFC:** 4

Career Highlights: Browns' first ever head coach and general manager... Led the Browns to four consecutive AAFC championships from 1946-49 and to NFL titles in 1950, 1954 and 1955... Posted a 111-44-5 NFL record with the Browns in the regular season and a 4-5 mark in the playoffs... Recorded a 47-4-3 career AAFC record in the regular season and a 5-0 mark in the playoffs... Registered a career combined record of 167-53-8 (.750) with the Browns and only one losing season in 17 years... An innovator who became the first NFL coach to use intelligence tests as a hint to a player's learning potential, use notebooks and classroom techniques extensively, set up complete film clip statistical studies and grade his own players based on film study... Also coached the Cincinnati Bengals from 1968-75... Inducted into the Cleveland Browns Ring of Honor... Enshrined in the Hall of Fame in 1967.

JOE DeLAMIELLEURE



NUMBER: 64 • **POSITION:** Offensive Guard
HEIGHT: 6-3 • **WEIGHT:** 250
COLLEGE: Michigan State • **BIRTHDATE:** March 16, 1951
YEARS WITH BROWNS: 5 • **YEARS IN NFL:** 13

Pro Bowl Selections: 6 (1975, 1976, 1977, 1978, 1979, 1980)

Career Highlights: Helped pave the way for three Browns 1,000-yard rushing performers... Protected quarterback Brian Sipe who threw for an NFL-leading 4,132 yards in 1980... Selected to the 1981 Pro Bowl with the Browns... Did not miss a game during his NFL career, appearing in 185 consecutive, including 73 contests with the Browns... Was named the AFC Lineman of the year in 1975... Also played for the Buffalo Bills from 1973-79 and 1985... Named to the NFL All-Decade team for the 1970s... Inducted into the Cleveland Browns Ring of Honor... Enshrined in the Hall of Fame in 2003.

LEN FORD



NUMBER: 53/80 • **POSITION:** Defensive End
HEIGHT: 6-4 • **WEIGHT:** 245 • **COLLEGE:** Michigan
LIFE: February 18, 1926 - March 13, 1972
YEARS WITH BROWNS: 8 • **YEARS IN NFL:** 9
YEARS IN AAFC: 2

Pro Bowl Selections: 4 (1952, 1953, 1954, 1955)

Career Highlights: Selected to four consecutive Pro Bowls from 1952-55... Helped the Browns to NFL titles in 1950, 1954 and 1955... Gained All-NFL honors five times from 1951-1955... His stellar play at the defensive end position helped the Browns lead the league in fewest points allowed six times, including five seasons in a row from 1953-57... Also played for the Los Angeles Dons of the AAFC from 1948-49 and the Green Bay Packers in 1958... Named to the NFL All-Decade team for the 1970s... Inducted into the Cleveland Browns Ring of Honor... Enshrined in the Hall of Fame in 1976.

FRANK GATSKI



NUMBER: 22/52 • **POSITION:** Center
HEIGHT: 6-3 • **WEIGHT:** 233 • **COLLEGE:** Marshall
LIFE: March 18, 1922 - November 22, 2005
YEARS WITH BROWNS: 11 • **YEARS IN NFL:** 12
YEARS IN AAFC: 4

Pro Bowl Selections: 1 (1956)

Career Highlights: Helped pave the way to four consecutive AAFC championships from 1946-49 and NFL titles in 1950, 1954 and 1955... Helped the Browns appear in 10 consecutive championship games from 1946-55... Selected to the 1957 Pro Bowl... Played in 11 championship games during his 12 seasons, helping his team win eight times... Named to the All-NFL team four times... Also played for the Detroit Lions in 1957... Inducted into the Cleveland Browns Ring of Honor... Enshrined in the Hall of Fame in 1985.

OTTO GRAHAM



NUMBER: 14/60 • **POSITION:** Quarterback
HEIGHT: 6-1 • **WEIGHT:** 196 • **COLLEGE:** Northwestern
LIFE: December 6, 1921 - December 17, 2003
YEARS WITH BROWNS: 10 • **YEARS IN NFL:** 6
YEARS IN AAFC: 4

Pro Bowl Selections: 5 (1951, 1952, 1953, 1954, 1955).

Career Highlights: Led the Browns to the championship game in each of his 10 seasons, winning four AAFC titles and three NFL championships... Led the AAFC in passing yards all four years and led the NFL in passing yards in 1953 and 1955... Totaled a combined 23,584 career passing yards and 174 touchdowns in the AAFC and NFL... Also rushed for 46 career touchdowns scoring 276 points... Owns the highest single-season completion percentage in team history at 64.73 from the 1953 season... Registered a 57-13-1 (.810) record as a starter in the NFL... Uniform number 14 retired by the Browns... Named to the NFL All-Decade team for the 1950s... Inducted into the Cleveland Browns Ring of Honor... Enshrined in the Hall of Fame in 1965.

LOU GROZA



NUMBER: 46/76 • **POSITION:** Offensive Tackle/Kicker
HEIGHT: 6-3 • **WEIGHT:** 240 • **COLLEGE:** Ohio State
LIFE: January 25, 1924 - November 29, 2000
YEARS WITH BROWNS: 21 • **YEARS IN NFL:** 17
YEARS IN AAFC: 4

Pro Bowl Selections: 9 (1951, 1952, 1953, 1954, 1955, 1956, 1958, 1959, 1960)

Career Highlights: Browns career record holder with 641 extra points made and 1,349 career points... Second in team annals with 234 made field goals... An All-NFL selection as a tackle six times and named NFL player of the year in 1954... Set a team record by scoring a point in 107 consecutive games... Selected to nine Pro Bowls (1951-56, 58-60)... Helped the Browns to four consecutive AAFC championships, from 1946-49, and to NFL titles, in 1950, 1954 and 1955... Nicknamed "The Toe"... Uniform number 76 retired by Browns... Named to the NFL All-Decade team for the 1950s... Inducted into the Cleveland Browns Ring of Honor... Enshrined in the Hall of Fame in 1974.

GENE HICKERSON



NUMBER: 66 • **POSITION:** Offensive Guard
HEIGHT: 6-3 • **WEIGHT:** 248 • **COLLEGE:** Mississippi
LIFE: February 15, 1935 - October 20, 2008
YEARS WITH BROWNS: 15 • **YEARS IN NFL:** 15

Pro Bowl Selections: 6 (1966, 1967, 1968, 1969, 1970, 1971)

Career Highlights: Served as a lead blocker for three Hall of Fame running backs in Jim Brown, Bobby Mitchell and Leroy Kelly... Voted an All-League selection and to six straight Pro Bowls (1966-71)... Was named the NFL's most outstanding blocker in 1969... Browns posted a 1,000-yard rusher in nine of his first 10 seasons and featured league's leading rusher seven times... In his 15 seasons, Cleveland never suffered a losing record... Named to the NFL All-Decade team for the 1960s... Inducted into the Cleveland Browns Ring of Honor... Enshrined in the Hall of Fame in 2007.

LEROY KELLY



NUMBER: 44 • **POSITION:** Running Back
HEIGHT: 6-0 • **WEIGHT:** 202
COLLEGE: Morgan State • **BIRTHDATE:** May 20, 1942
YEARS WITH BROWNS: 10 • **YEARS IN NFL:** 10

Pro Bowl Selections: 6 (1967, 1968, 1969, 1970, 1971, 1972)

Career Highlights: Gained 7,274 rushing yards, 12,329 combined yards and 90 touchdowns... Won NFL rushing titles in 1967 and 1968... Also led the NFL in punt return yards in 1965... Recorded three consecutive 1,000-yard seasons (1966-68)... Named All-NFL five times (1966-1969 and 1971)... Selected to six consecutive Pro Bowls (1967-72)... Posted 27 career 100-yard performances... Named to the NFL All-Decade team for the 1960s... Inducted into the Cleveland Browns Ring of Honor... Enshrined in the Hall of Fame in 1994.

DANTE LAVELLI



NUMBER: 55/86 • **POSITION:** Offensive End
HEIGHT: 6-0 • **WEIGHT:** 191 • **COLLEGE:** Ohio State
LIFE: February 23, 1923 - January 20, 2009
YEARS WITH BROWNS: 11 • **YEARS IN NFL:** 7
YEARS IN AAFC: 4

Pro Bowl Selections: 3 (1952, 1954, 1955)

Career Highlights: Helped the Browns to four consecutive AAFC championships, from 1946-49, and to NFL titles in 1950, 1954 and 1955... Recorded 142 receptions for 2,580 yards with 29 touchdowns in the AAFC and 244 receptions for 3,908 yards with 33 touchdowns for a combined total of 386 receptions for 6,488 yards with 62 touchdowns during his 11-year professional career... Named All-AAFC in 1946 & 1947 and named All-NFL in 1951 & 1953... Selected to the Pro Bowl in 1952, 1954 and 1955... Nicknamed "Gluefingers"... Inducted into the Cleveland Browns Ring of Honor... Enshrined in the Hall of Fame in 1975.

MIKE McCORMACK



NUMBER: 74 • **POSITION:** Offensive Tackle
HEIGHT: 6-4 • **WEIGHT:** 246
COLLEGE: Kansas • **BIRTHDATE:** June 21, 1930
YEARS WITH BROWNS: 9 • **YEARS IN NFL:** 10

Pro Bowl Selections: 5 (1957, 1958, 1961, 1962, 1963)

Career Highlights: Helped the Browns to three NFL championship games, winning titles in 1954 and 1955... Helped pave the way for the Browns to lead the league in rushing yards in 1958 and 1959... Was widely considered to be equally adept as a run blocker and pass protector... Selected to five Pro Bowls (1957-58, 1961-63), all with the Browns... Was originally traded to the Browns while serving a two year stint in the U.S. Army from 1952-1953... Also played for the New York Yanks in 1951... Inducted into the Cleveland Browns Ring of Honor... Enshrined in the Hall of Fame in 1984.

BOBBY MITCHELL




NUMBER: 49 • **POSITION:** Wide Receiver/Halfback
HEIGHT: 6-0 • **WEIGHT:** 192
COLLEGE: Illinois • **BIRTHDATE:** June 6, 1935
YEARS WITH BROWNS: 4 • **YEARS IN NFL:** 11

Pro Bowl Selections: 1 (1961)

Career Highlights: Registered 2,297 rushing yards on 423 attempts with 38 rushing scores while playing in the same backfield as fellow Hall of Famer Jim Brown... Also amassed 1,462 receiving yards on 128 receptions, 607 yards on 54 punts returns and 1,150 yards on 62 kickoff returns while with the Browns... Selected to the 1961 Pro Bowl with the Browns... Led the NFL with 72 receptions in 1962... Also played for the Washington Redskins from 1962-68... Totaled 14,078 combined net yards, 91 touchdowns and caught 521 passes for his career... Inducted into the Cleveland Browns Ring of Honor... Enshrined in the Hall of Fame in 1983.

MARION MOTLEY




NUMBER: 76/36 • **POSITION:** Fullback • **HEIGHT:** 6-1
WEIGHT: 232 • **COLLEGE:** South Carolina State, Nevada
LIFE: June 5, 1920 - June 27, 1999
YEARS WITH BROWNS: 8 • **YEARS IN NFL:** 5
YEARS IN AAFC: 4

Pro Bowl Selections: 1 (1951)

Career Highlights: Helped the Browns to four consecutive AAFC championships from 1946-49 and to an NFL title in 1950... Career AAFC stats include 489 attempts for an AAFC all-time leading 3,024 yards with 31 touchdowns... Career NFL stats with the Browns include 337 attempts for 1,688 yards and eight touchdowns... Holds a Browns' single-game record with an 18.4-yard per carry average coming off 221 yards on 12 carries against the Pittsburgh Steelers on October 29, 1950... Led the NFL in rushing in 1950... Was selected All-NFL in 1950... Selected to the 1951 Pro Bowl... Also played for the Pittsburgh Steelers in 1955... Inducted into the Cleveland Browns Ring of Honor... Enshrined in the Hall of Fame in 1968.

OZZIE NEWSOME



NUMBER: 82 • **POSITION:** Tight End
HEIGHT: 6-2 • **WEIGHT:** 232
COLLEGE: Alabama • **BIRTHDATE:** March 16, 1956
YEARS WITH BROWNS: 13 • **YEARS IN NFL:** 13

Pro Bowl Selections: 3 (1982, 1985, 1986)

Career Highlights: First-round draft pick by the Browns in 1978... Recorded 662 career receptions for 7,980 yards and 47 touchdowns... Led the Browns in receptions and receiving yards from 1981-85... Caught a pass in 150 consecutive games... Did not miss a game, playing in 198 consecutive contests... Named All-Pro in 1979 and 1984... Selected to the Pro Bowl in 1982, 1985 and 1986... Was the NFL's all-time leader in receptions by a tight end and fourth among all receivers when he retired in 1990... Nicknamed "The Wizard of Oz"... Inducted into the Cleveland Browns Ring of Honor... Enshrined in the Hall of Fame in 1999.

PAUL WARFIELD



NUMBER: 42 • **POSITION:** Wide Receiver
HEIGHT: 6-0 • **WEIGHT:** 188
COLLEGE: Ohio State • **BIRTHDATE:** November 28, 1942
YEARS WITH BROWNS: 8 • **YEARS IN NFL:** 13

Pro Bowl Selections: 8 (1964, 1968, 1969, 1970, 1971, 1972, 1973, 1974)

Career Highlights: Recorded 271 receptions for 5,210 yards and 52 touchdowns as a Brown... As a rookie, led the team in receiving yards and helped the club capture the 1964 NFL championship... Was named All-Pro six times (1964, 1968, 1969, 1971, 1972 and 1973)... Named to three Pro Bowls with Cleveland (1965, 1969 and 1970)... Also played for the Miami Dolphins from 1971-74, including the undefeated 1972 team... Caught 427 passes for 8,565 yards and 85 touchdowns in his career... Inducted into the Cleveland Browns Ring of Honor... Enshrined in the Hall of Fame in 1983.

BILL WILLIS



NUMBER: 30/45/60 • **POSITION:** Middle Guard
HEIGHT: 6-2 • **WEIGHT:** 213 • **COLLEGE:** Ohio State
LIFE: October 5, 1921 - November 27, 2007
YEARS WITH BROWNS: 8 • **YEARS IN NFL:** 4
YEARS IN AAFC: 4

Pro Bowl Selections: 3 (1950, 1951, 1952)

Career Highlights: All-American tackle at Ohio State before joining the Browns in 1946... Helped the Browns to four consecutive AAFC championships from 1946-49 and to an NFL title in 1950... Played both ways for the Browns but excelled as the middle guard (over the center) on defense... All-Pro selection all eight seasons he played (1946-1953)... Selected to three consecutive Pro Bowls from 1950-52... Broke pro football's "color barrier" a full year in advance of Jackie Robinson doing the same in major league baseball... Inducted into the Cleveland Browns Ring of Honor... Enshrined in the Hall of Fame in 1977.

NFL YEARLY AWARD WINNERS

NFL Most Valuable Player Award

<u>Player</u>	<u>Year</u>	<u>Pos.</u>	<u>Highlights</u>
Jim Brown	1957*	RB	Led the league with 942 rushing yards and added nine touchdowns as a rookie.
Jim Brown	1958*	RB	Rushed for an NFL-record 1,527 yards and added 17 touchdowns, while leading the Browns to a 9-3 record.
Jim Brown	1965	RB	Led the NFL with 1,544 rushing yards and added 21 total touchdowns.
Brian Sipe	1980	QB	Registered an NFL-best 91.4 passer rating and set Browns records with 30 touchdown passes and 4,132 yards.

*The award was called the NFL Most Outstanding Player Award from 1957-60

Associated Press Offensive Rookie of the Year (established in 1957)

<u>Player</u>	<u>Year</u>	<u>Pos.</u>	<u>Highlights</u>
Jim Brown	1957	RB	Led the league with 942 rushing yards and added nine touchdowns.

Associated Press Defensive Rookie of the Year (established in 1967)

<u>Player</u>	<u>Year</u>	<u>Pos.</u>	<u>Highlights</u>
Chip Banks	1982	LB	Led the Browns with 5.5 sacks, while adding one interception.

Associated Press Coach of the Year (established in 1967)

<u>Player</u>	<u>Year</u>	<u>Highlights</u>
Forrest Gregg	1976	Led the Browns to a 9-5 record following a 3-11 season the previous year.

ALL-TIME NFL RECORDS

Individual Records:

Most Touchdowns in a Single-Game

<u>Player</u>	<u>Pos.</u>	<u>Total</u>	<u>Opp.</u>	<u>Date</u>
Dub Jones	WR	6 (4 rush, 2 rec.)*	vs. Chicago	11/25/1951

* Tied with two other players

Most Seasons Leading the NFL in Field Goals

<u>Player</u>	<u>Pos.</u>	<u>Total</u>	<u>Year(s)</u>
Lou Groza	K	5	1950, 1952-54, 1957

Most Consecutive Seasons Leading the NFL in Field Goals

<u>Player</u>	<u>Pos.</u>	<u>Total</u>	<u>Year(s)</u>
Lou Groza	K	3	1952-54

Most Seasons Leading the NFL in Rushing Yards

<u>Player</u>	<u>Pos.</u>	<u>Total</u>	<u>Year(s)</u>
Jim Brown	RB	8	1957-61, 1963-65

Most Seasons Leading the NFL in Touchdowns

<u>Player</u>	<u>Pos.</u>	<u>Total</u>	<u>Year(s)</u>
Jim Brown	RB	5	1957-59, 1963, 1965

Team Records:

Most Consecutive Games Scoring a Touchdown

<u>Team</u>	<u>Total</u>	<u>Year(s)</u>
Cleveland Browns	166	1957-69

BROWNS HONORED EACH DECADE

Since beginning play in 1946, the Browns have had at least one representative on the league's All-Decade team. The NFL All-Decade teams are chosen every 10 years by the Pro Football Hall of Fame Selection Committee members.

BROWNS NAMED TO NFL ALL-DECADE TEAMS

<u>Player</u>	<u>Team</u>	<u>Position</u>	<u>Years on Browns During Decade</u>
Joshua Cribbs	2000s	Kick Returner	2005-09
Jamal Lewis	2000s	Running Back (2nd Team)	2007-09
Michael Bates	1990s	Kick Returner	1995
Frank Minnifield	1980s	Corner Back (2nd Team)	1984-89
Ozzie Newsome*	1980s	Tight End (2nd Team)	1980-89
Paul Warfield*	1970s	Wide Receiver (2nd Team)	1976-77
Jim Brown*	1960s	Fullback	1960-65
Leroy Kelly*	1960s	Halfback	1964-69
Gene Hickerson*	1960s	Guard	1960-69
Gary Collins	1960s	Flanker	1962-69
Otto Graham*	1950s	Quarterback	1950-55
Lou Groza*	1950s	Kicker	1950-59
Len Ford*	1950s	Defensive End	1950-57
Dante Lavelli*	1940s	Offensive End	1946-49
Mac Speedie	1940s	Offensive End	1946-49
Bill Willis*	1940s	Guard	1946-49
Marian Motley*	1940s	Fullback	1946-49

*denotes member of the Pro Football Hall of Fame

NFL WEEKLY AWARD WINNERS

1984

TE Ozzie Newsome – AFC Offensive Player of the Week (Week 7)
LB Clay Matthews – AFC Defensive Player of the Week (Week 12)

1985

RB Kevin Mack – AFC Offensive Player of the Week (Week 5)
QB Bernie Kosar – AFC Offensive Player of the Week (Week 15)

1986

CB Hanford Dixon – AFC Defensive Player of the Week (Week 2)
QB Bernie Kosar – AFC Offensive Player of the Week (Week 10)
QB Bernie Kosar – AFC Offensive Player of the Week (Week 12)

1987

DB Felix Wright – AFC Defensive Player of the Week (Week 7)
RB Earnest Byner – AFC Offensive Player of the Week (Week 9)
CB Frank Minnifield – AFC Defensive Player of the Week (Week 11)
QB Bernie Kosar – AFC Offensive Player of the Week (Week 14)

1988

LB Mike Johnson – AFC Defensive Player of the Week (Week 8)
S Felix Wright – AFC Defensive Player of the Month (December)

1989

LB David Grayson – AFC Defensive Player of the Week (Week 1)
LB Mike Johnson – AFC Defensive Player of the Month (September)
WR Webster Slaughter – AFC Offensive Player of the Week (Week 8)
WR Webster Slaughter – AFC Defensive Player of the Month (October)

1991

LB Clay Matthews – AFC Defensive Player of the Week (Week 9)

1992

RB Eric Metcalf – AFC Offensive Player of the Week (Week 3)
LB Mike Johnson – AFC Defensive Player of the Month (October)
QB Bernie Kosar – AFC Offensive Player of the Week (Week 14)

1993

PR Eric Metcalf – AFC Special Teams Player of the Week (Week 8)
PR Eric Metcalf – AFC Special Teams Player of the Month (October)
QB Vinny Testaverde – AFC Offensive Player of the Week (Week 17)

1994

PR Eric Metcalf – AFC Special Teams Player of the Week (Week 1)
P Tom Tupa – AFC Special Teams Player of the Week (Week 5)
P Tom Tupa – AFC Special Teams Player of the Week (Week 7)
LB Pepper Johnson – AFC Defensive Player of the Week (Week 8)
PR Eric Metcalf – AFC Special Teams Player of the Week (Week 8)
ST Bernie Thompson – AFC Special Teams Player of the Month (November)
S Eric Turner – AFC Defensive Player of the Week (Week 15)
S Eric Turner – AFC Defensive Player of the Week (Week 17)
S Eric Turner – AFC Defensive Player of the Month (December)

1995

QB Vinny Testaverde – AFC Offensive Player of the Month (September)
K Matt Stover – AFC Special Teams Player of the Week (Week 8)
WR Andre Rison – AFC Offensive Player of the Week (Week 17)

1999

QB Tim Couch – NFL Rookie of the Month (October)

2000

DE Keith McKenzie – AFC Defensive Player of the Week (Week 2)
DE Courtney Brown – AFC Defensive Player of the Week (Week 3)

2001

K Phil Dawson – AFC Special Teams Player of the Week (Week 3)
DB Anthony Henry – AFC Defensive Player of the Week (Week 10)

2002

QB Tim Couch – AFC Offensive Player of the Week (Week 3)
WR Andre Davis – AFC Special Teams Player of the Week (Week 7)
WR Andre Davis – Pepsi NFL Rookie of the Week (Week 8)
RB William Green – Pepsi NFL Rookie of the Week (Week 12)
RB William Green – Pepsi NFL Rookie of the Week (Week 14)
RB William Green – Pepsi NFL Rookie of the Week (Week 17)
LB Earl Holmes – AFC Defensive Player of the Week (Week 17)

2003

DE Courtney Brown – AFC Defensive Player of the Week (Week 5)

2004

DE Kenard Lang – AFC Defensive Player of the Week (Week 1)

2005

QB Trent Dilfer – AFC Offensive Player of the Week (Week 2)
P Kyle Richardson – AFC Special Teams Player of the Week (Week 9)
LB Andra Davis – AFC Defensive Player of the Week (Week 11)
RB Reuben Droughns – FedEx Ground NFL Player of the Week (Week 12)
QB Charlie Frye – Diet Pepsi NFL Rookie of the Week (Week 13)
K Phil Dawson – AFC Special Teams Player of the Week (Week 15)
QB Charlie Frye – Diet Pepsi NFL Rookie of the Week (Week 15)
QB Charlie Frye – Diet Pepsi NFL Rookie of the Week (Week 17)

2006

KR Joshua Cribbs – AFC Special Teams Player of the Week (Week 4)
S Sean Jones – AFC Defensive Player of the Week (Week 8)

2007

QB Derek Anderson – AFC Offensive Player of the Week (Week 2)
RB Jamal Lewis – FedEx Ground Player of the Week (Week 2)
QB Derek Anderson – FedEx Air Player of the Week (Week 2)
KR Joshua Cribbs – AFC Special Teams Player of the Month (September)
Head Coach Romeo Crennel – Motorola NFL Coach of the Week (Week 4)
Head Coach Romeo Crennel – Motorola NFL Coach of the Week (Week 9)
KR Joshua Cribbs – AFC Special Teams Player of the Month (November)
LT Joe Thomas – NFL Offensive Rookie of the Month (November)

2008

DB Eric Wright – AFC Defensive Player of the Week (Week 6)
HC Romeo Crennel – Motorola NFL Coach of the Week (Week 6)
DL Shaun Rogers – GMC Sierra Defensive Player of the Week (Week 8)

2009

P Dave Zastudil – AFC Special Teams Player of the Week (Week 5)
WR Joshua Cribbs – AFC Special Teams Player of the Week (Week 10)
WR Joshua Cribbs – AFC Special Teams Player of the Week (Week 15)
RB Jerome Harrison – FedEx Ground Player of the Week (Week 15)
WR Joshua Cribbs – AFC Special Teams Player of the Month (December/January)

2010

LB David Bowens – AFC Defensive Player of the Week (Week 7)
RB Peyton Hillis – AFC Offensive Player of the Week (Week 9)
RB Peyton Hillis – FedEx Ground Player of the Week (Week 9)
RB Peyton Hillis – FedEx Ground Player of the Week (Week 12)
P Reggie Hodges – AFC Special Teams Player of the Week (Week 13)
DB Joe Haden – NFL Defensive Rookie of the Month (November)

2011

LB D'Qwell Jackson – AFC Defensive Player of the Month (September)
WR Joshua Cribbs – AFC Special Teams Player of the Week (Week 2)

2012

RB Trent Richardson – Pepsi Max NFL Rookie of the Week (Week 2)
LB D'Qwell Jackson – AFC Defensive Player of the Week (Week 12)
WR Travis Benjamin – AFC Special Teams Player of the Week (Week 14)

ALL-LEAGUE SELECTIONS

1950 — Marion Motley (UP, AP), Mac Speedie (UP), Bill Willis (UP). 1951 — Tony Adamle (UP), Frank Gatski (UP, AP), Otto Graham (UP, AP), Lou Groza (UP), Dub Jones (UP, AP), Dante Lavelli (UP). 1952 — Len Ford (UP, AP), Frank Gatski (AP), Otto Graham (UP), Lou Groza (UP, AP), Mac Speedie (UP), Bill Willis (UP, AP). 1953 — Len Ford (UP, AP), Frank Gatski (UP, AP), Ken Gorgal (UP), Otto Graham (UP, AP), Lou Groza (UP, AP), Dante Lavelli (UP), Tommy Thompson (UP), Bill Willis (AP). 1954 — Len Ford (UP, AP, NEA), Abe Gibron (NEA), Otto Graham (UP, AP), Lou Groza (UP, AP, NEA), John Kissell (NEA). 1955 — Don Colo (UP, NEA), Len Ford (UP, NEA), Frank Gatski (UP, AP, NEA), Abe Gibron (UP, NEA), Otto Graham (UP, AP), Lou Groza (UP, AP, NEA), Don Paul (UP). 1956 — None. 1957 — Jim Brown (UP, AP, NEA), Don Colo (NEA), Lou Groza (UP) Mike McCormack (NEA). 1958 — Jim Brown (UP, AP, NEA), Bob Gain (NEA). 1959 — Jim Brown (UPI, AP, NEA), Jim Ray Smith (UPI, AP, NEA).

1960 — Jim Brown (UPI, AP, NEA), Jim Ray Smith (UPI, AP, NEA). 1961 — Jim Brown (UPI, AP, NEA), Jim Ray Smith (UPI, AP, NEA). 1962 — Jim Ray Smith (NEA). 1963 — Jim Brown (UPI, AP, NEA), Dick Schafrath (AP). 1964 — Jim Brown (UPI, AP, NEA), Jim Houston (NEA), Dick Schafrath (AP, UPI), Paul Warfield (NEA). 1965 — Jim Brown (UPI, AP, NEA), Gary Collins (UPI), Jim Houston (UPI), Dick Schafrath (UPI, AP). 1966 — Gene Hickerson (NEA), Leroy Kelly (UPI, AP, NEA). 1967 — Gene Hickerson (AP, NEA, UPI), Leroy Kelly (AP, NEA, UPI). 1968 — Gene Hickerson (AP, NEA, UPI), Leroy Kelly (AP, NEA, UPI), Paul Warfield (NEA, UPI). 1969 — Gary Collins (AP, UPI), Gene Hickerson (AP, UPI), Leroy Kelly (NEA), Paul Warfield (NEA).

1970 — Gene Hickerson (UPI, PFWA). 1971 — Leroy Kelly (NEA). 1972 — Don Cockroft (NEA). 1973 — Clarence Scott (UPI). 1974 — None. 1975 — None. 1976 — Jerry Sherk (AP, NEA, PFWA). 1977 — None. 1978 — Thom Darden (NEA, PFWA). 1979 — Ozzie Newsome (PFWA).

1980 — Lyle Alzado (AP, UPI), Joe DeLamielleure (NEA, PFWA, UPI), Brian Sipe (AP, PFWA, NEA, UPI). 1981 — None. 1982 — None. 1983 — Chip Banks (AP, PFWA). 1984 — Clay Matthews (NEA), Ozzie Newsome (AP, NEA, PFWA). 1985 — None. 1986 — Chip Banks (UPI, AP), Hanford Dixon (AP, PFWA, NEA, UPI), Dan Fike (NEA), Bob Golic (AP, NEA), Frank Minnifield (UPI). 1987 — Hanford Dixon (AP, NEA, PFWA, UPI), Frank Minnifield (AP, NEA, PFWA, UPI), Bernie Kosar (UPI), Earnest Byner (UPI), Dan Fike (UPI), Carl Hairston (UPI), Cody Risien (UPI). 1988 — Hanford Dixon (AP), Frank Minnifield (AP, NEA, PFWA, UPI), Clay Matthews (UPI). 1989 — Mike Johnson (UPI), Frank Minnifield (AP, UPI), Clay Matthews (UPI), Michael Dean Perry (AP, UPI, PFWA), Webster Slaughter (AP, UPI).

1990 — Michael Dean Perry (AP, UPI, PFWA, NEA). 1991 — Michael Dean Perry (AP, USA, NEA). 1992 — None. 1993 — Eric Metcalf (AP, PFWA, UPI). 1994 — Rob Burnett (UPI) Pepper Johnson (UPI, USA), Tony Jones (AP), Michael Dean Perry (AP, UPI), Matt Stover (UPI), Eric Turner (AP, PFWA, UPI). 1995 — None. 1999 — None.

2000 — Chris Gardocki (AP Second Team). 2001 — Jamir Miller (AP, College and Pro Football Weekly, Football Digest, Pro Football Weekly, Sports Illustrated, Sporting News). 2002 — None. 2003 — None. 2004 — None. 2005 — None. 2006 — None. 2007 — Phil Dawson (AP Second Team), Joshua Cribbs (PFWA, Sporting News, AP Second Team), Braylon Edwards (Sporting News, AP Second Team), Joe Thomas (PFWA All-Rookie). 2008 — Joshua Cribbs (Sports Illustrated), Joe Thomas (AP 2nd Team). 2009 — Blake Costanzo (Sports Illustrated), Joshua Cribbs (AP 1st Team, PFWA, Sports Illustrated), Alex Mack (PFWA All-Rookie), Joe Thomas (AP 1st Team, PFWA, Sports Illustrated).

2010 — Joe Haden (PFWA All-Rookie), Alex Mack (Sports Illustrated), Joe Thomas (AP 1st Team, PFWA, Sporting News), T.J. Ward (PFWA All-Rookie, PFWA Rookie Special Team). 2011 — Jabaal Sheard (PFWA All-Rookie), Phil Taylor (PFWA All-Rookie), Joe Thomas (AP 1st Team, PFWA, Sports Illustrated). 2012 — Johnson Bademosi (PFWA Rookie Special Team), Phil Dawson (AP 2nd Team), Mitchell Schwartz (PFWA All-Rookie), Joe Thomas (AP 2nd Team), T.J. Ward (Sports Illustrated).

PRO BOWL SELECTIONS BY YEAR

1951 — FB Tony Adamle, QB Otto Graham, T Lou Groza, G Weldon Humble, FB Marion Motley, E (WR) Mac Speedie, G Bill Willis. 1952 — FB Tony Adamle, HB Ken Carpenter, DE Len Ford, T Lou Groza, QB Otto Graham, HB Dub Jones, E (WR) Dante Lavelli, G Bill Willis. 1953 — DE Len Ford, G Abe Gibron, E (WR) Horace Gillom, QB Otto Graham, T Lou Groza, HB Dub Jones, E (WR) Mac Speedie, G Bill Willis. 1954 — DE Len Ford, G Abe Gibron, QB Otto Graham, T Lou Groza, FB Harry Jagade, HB Tommy James, E (WR) Dante Lavelli, HB Ray Renfro. 1955 — T Don Colo, DE Len Ford, G Abe Gibron, QB Otto Graham, T Lou Groza, FB Harry Jagade, E (WR) Darrel Brewster, T Don Colo, G Abe Gibron, T Lou Groza, HB Ken Konz, FB Fred Morrison. 1957 — E (WR) Darrel Brewster, C Frank Gatski, T Mike McCormack, LB Walt Michaels, S Don Paul. 1958 — FB Jim Brown, DT Bob Gain, T Lou Groza, T Mike McCormack, LB Walt Michaels, S Don Paul, HB Ray Renfro. 1959 — FB Jim Brown, T Don Colo, DT Bob Gain, T Lou Groza, LB Walt Michaels, S Don Paul, G Jim Ray Smith.

1960 — FB Jim Brown, DE Bob Gain, T Lou Groza, C Art Hunter, LB Walt Michaels, G Jim Ray Smith. 1961 — FB Jim Brown, T Mike McCormack, HB Bobby Mitchell, DB Bernie Parrish, QB Milt Plum, HB Ray Renfro, G Jim Ray Smith. 1962 — FB Jim Brown, DT Bob Gain, T Mike McCormack, C John Morrow, QB Milt Plum, G Jim Ray Smith. 1963 — FB Jim Brown, LB Galen Fiss, DT Bob Gain, DE Bill Glass, T Mike McCormack, G Jim Ray Smith. 1964 — FB Jim Brown, LB Galen Fiss, DE Bill Glass, C John Morrow, DB Bernie Parrish, T Dick Schafrath. 1965 — FB Jim Brown, DE Bill Glass, LB Jim Houston, DT Dick Modzelewski, QB Frank Ryan, T Dick Schafrath, WR Paul Warfield. 1966 — FB Jim Brown, FL (WR) Gary Collins, G Gene Hickerson, LB Jim Houston, QB Frank Ryan, T Dick Schafrath, DE Paul Wiggins, G John Wooten. 1967 — LB Johnny Brewer, FL (WR) Gary Collins, FB Ernie Green, G Gene Hickerson, HB Leroy Kelly, QB Frank Ryan, T Dick Schafrath, G John Wooten. 1968 — DE Bill Glass, FB Ernie Green, G Gene Hickerson, DT Walter Johnson, HB Leroy Kelly, T Dick Schafrath, DE Paul Wiggins. 1969 — DB Erich Barnes, G Gene Hickerson, DT Walter Johnson, DB Ernie Kellerman, HB Leroy Kelly, TE Milt Morin, T Dick Schafrath, WR Paul Warfield.

1970 — DE Jack Gregory, G Gene Hickerson, C Fred Hoaglin, LB Jim Houston, DT Walter Johnson, HB Leroy Kelly, QB Bill Nelsen, WR Paul Warfield. 1971 — G Gene Hickerson, LB Jim Houston, HB Leroy Kelly. 1972 — HB Leroy Kelly, TE Milt Morin. 1973 — CB Ben Davis. 1974 — KR Greg Pruitt, CB Clarence Scott, DT Jerry Sherk. 1975 — RB Greg Pruitt, DT Jerry Sherk. 1976 — DT Jerry Sherk. 1977 — RB Greg Pruitt, DT Jerry Sherk. 1978 — RB Greg Pruitt. 1979 — S Thom Darden.

1980 — C Tom DeLeone, RB Mike Pruitt. 1981 — G Joe DeLamielleure, C Tom DeLeone, T Doug Dieken, RB Mike Pruitt, QB Brian Sipe. 1982 — TE Ozzie Newsome. 1983 — LB Chip Banks. 1984 — LB Chip Banks. 1985 — TE Ozzie Newsome. 1986 — LB Chip Banks, NT Bob Golic, RB Kevin Mack, LB Clay Matthews, TE Ozzie Newsome. 1987 — LB Chip Banks, CB Hanford Dixon, NT Bob Golic, CB Frank Minnifield, T Cody Risien. 1988 — CB Hanford Dixon, NT Bob Golic, QB Bernie Kosar, RB Kevin Mack, LB Clay Matthews, KR Gerald McNeil, CB Frank Minnifield, T Cody Risien. 1989 — CB Hanford Dixon, LB Clay Matthews, CB Frank Minnifield.

1990 — LB Mike Johnson, LB Clay Matthews, CB Frank Minnifield, NT Michael Dean Perry, WR Webster Slaughter. 1991 — LB Mike Johnson, NT Michael Dean Perry. 1992 — NT Michael Dean Perry. 1993 — None. 1994 — KR Eric Metcalf, NT Michael Dean Perry. 1995 — DE Rob Burnett, FB Leroy Hoard, LB Pepper Johnson, KR Eric Metcalf, NT Michael Dean Perry, S Eric Turner. 1996 — None.

2000 — None. 2001 — None. 2002 — LB Jamir Miller. 2003 — None. 2004 — None. 2005 — None. 2006 — None. 2007 — None. 2008 — QB Derek Anderson, KR Joshua Cribbs, WR Braylon Edwards, LS Ryan Pontbriand, T Joe Thomas, TE Kellen Winslow. 2009 — LS Ryan Pontbriand, DT Shaun Rogers, T Joe Thomas.

2010 — KR Joshua Cribbs, T Joe Thomas. 2011 — C Alex Mack, T Joe Thomas. 2012 — T Joe Thomas. 2013 — KR Joshua Cribbs, K Phil Dawson, T Joe Thomas.

(Year indicates the year in which Pro Bowl game was played.)

PRO BOWL SELECTIONS BY PLAYER

Player (Pos.).....	Total (Years)		
Adams, Tony (FB).....	2 (1951, 1952)	Kelly, Leroy (HB)	6 (1967, 1968, 1969, 1970, 1971, 1972)
Anderson, Derek (QB).....	1 (2008)	Konz, Ken (HB)	1 (1956)
Banks, Chip (LB).....	4 (1983, 1984, 1986, 1987)	Kosar, Bernie (QB)	1 (1988)
Barnes, Erich (DB).....	1 (1969)	Lavelli, Dante (E/WR).....	3 (1952, 1954, 1955)
Brewer, Johnny (LB).....	1 (1967)	Mack, Alex (C).....	1 (2011)
Brewster, Darrel (E/WR).....	2 (1956, 1957)	Mack, Kevin (RB).....	2 (1986, 1988)
Brown, Jim (FB).....	9 (1958-66)	Matthews, Clay (LB).....	4 (1986, 1988, 1989, 1990)
Burnett, Rob (DE).....	1 (1995)	McCormack, Mike (T).....	5 (1957, 1958, 1961, 1962, 1963)
Carpenter, Ken (HB).....	1 (1952)	McNeil, Gerald (KR).....	1 (1988)
Collins, Gary (FL/WR).....	2 (1966, 1967)	Metcalfe, Eric (KR).....	2 (1994, 1995)
Colo, Don (T).....	3 (1955, 1956, 1959)	Michaels, Walt (LB).....	4 (1957, 1958, 1959, 1960)
Cribbs, Joshua (KR).....	3 (2008, 2010, 2013)	Miller, Jamir (LB).....	1 (2002)
Darden, Thom (S).....	1 (1979)	Minnifield, Frank (CB).....	4 (1987, 1988, 1989, 1990)
Davis, Ben (CB).....	1 (1973)	Mitchell, Bobby (HB).....	1 (1961)
Dawson, Phil (K).....	1 (2013)	Modzelewski, Dick (DT).....	1 (1965)
DeLamilleure, Joe (G).....	1 (1981)	Morin, Milt (TE).....	2 (1969, 1972)
DeLeone, Tom (C).....	2 (1980, 1981)	Morrison, Fred (FB).....	1 (1956)
Dieken, Doug (T).....	1 (1981)	Morrow, John (C).....	2 (1962, 1964)
Dixon, Hanford (CB).....	3 (1987, 1988, 1989)	Motley, Marion (FB).....	1 (1951)
Edwards, Braylon (WR).....	1 (2008)	Nelsen, Bill (QB).....	1 (1970)
Fiss, Galen (LB).....	2 (1963, 1964)	Newsome, Ozzie (TE).....	3 (1982, 1985, 1986)
Ford, Len (DE).....	4 (1952, 1953, 1954, 1955)	Parrish, Bernie (DB).....	2 (1961, 1964)
Gain, Bob (DT/DE).....	5 (1958, 1959, 1960, 1962, 1963)	Paul, Don (S).....	3 (1957, 1958, 1959)
Gatski, Frank (C).....	1 (1957)	Perry, Michael Dean (NT).....	5 (1990, 1991, 1992, 1994, 1995)
Gilbron, Abe (G).....	4 (1953, 1954, 1955, 1956)	Plum, Milt (QB).....	2 (1961, 1962)
Gillom, Horace (E/WR).....	1 (1953)	Pontbriand, Ryan (LS).....	2 (2008, 2009)
Glass, Bill (DE).....	4 (1963, 1964, 1965, 1968)	Pruitt, Greg (KR-RB).....	4 (1974, 1975, 1977, 1978)
Golic, Bob (NT).....	3 (1986, 1987, 1988)	Pruitt, Mike (RB).....	2 (1980, 1981)
Graham, Otto (QB).....	5 (1951, 1952, 1953, 1954, 1955)	Renfro, Ray (HB).....	3 (1954, 1958, 1961)
Green, Ernie (FB).....	2 (1967, 1968)	Risien, Cody (T).....	2 (1987, 1988)
Gregory, Jack (DE).....	1 (1970)	Rogers, Shaun (DT).....	1 (2009)
Groza, Lou (T).....	9 (1951-56, 1958-60)	Ryan, Frank (QB).....	3 (1965, 1966, 1967)
Hickerson, Gene (G).....	6 (1966, 1967, 1968, 1969, 1970, 1971)	Schafraath, Dick (T).....	6 (1964, 1965, 1966, 1967, 1968, 1969)
Hoaglin, Fred (C).....	1 (1970)	Scott, Clarence (CB).....	1 (1974)
Hoard, Leroy (FB).....	1 (1995)	Sherk, Jerry (DT).....	4 (1974, 1975, 1976, 1977)
Houston, Jim (LB).....	4 (1965, 1966, 1970, 1971)	Sipe, Brian (QB).....	1 (1981)
Humble, Weldon (G).....	1 (1951)	Slaughter, Webster (WR).....	1 (1990)
Hunter, Art (C).....	1 (1960)	Smith, Jim Ray (G).....	5 (1959, 1960, 1961, 1962, 1963)
Jagade, Harry (FB).....	2 (1954, 1955)	Speedie, Mac (E/WR).....	2 (1951, 1953)
James, Tommy (HB).....	1 (1954)	Thomas, Joe (T).....	6 (2008, 2009, 2010, 2011, 2012, 2013)
Johnson, Mike (LB).....	2 (1990, 1991)	Turner, Eric (S).....	1 (1995)
Johnson, Pepper (LB).....	1 (1995)	Warfield, Paul (WR).....	3 (1965, 1969, 1970)
Johnson, Walter (DT).....	3 (1968, 1969, 1970)	Wiggin, Paul (DE).....	2 (1966, 1968)
Jones, Dub (HB).....	2 (1952, 1953)	Willis, Bill (G).....	3 (1951, 1952, 1953)
Kellermann, Ernie (DB).....	1 (1969)	Winslow, Kellen (TE).....	1 (2008)
		Wooten, John (G).....	2 (1966, 1967)

(Year indicates the year in which Pro Bowl game was played.)

BROWNS PRO BOWL NOTES

The Browns have had 91 individuals selected to the Pro Bowl with 54 players earning the honor multiple times. Running back Jim Brown and offensive lineman/kicker Lou Groza share the team lead with nine Pro Bowl selections each. Cleveland has had a team-record eight players named to the Pro Bowl nine times (1952, 1953, 1954, 1966, 1967, 1969, 1970, 1988).

A Cleveland player has earned a Pro Bowl honor four times as Otto Graham was named the Player of the Game in 1951 and Jim Brown was tabbed as the Outstanding Back in 1962, 1963 and 1966.

BROWNS MOST PRO BOWL SELECTIONS

	PLAYER	POS.	YEARS#	TOTAL
1.	Jim Brown*	RB	1958-66	9
	Lou Groza*	T	1951-56, 1958-60	9
3.	Joe Thomas	T	2008-13	6
	Leroy Kelly*	RB	1967-72	6
	Gene Hickerson*	G	1966-71	6
	Dick Schafraath	T	1964-69	6

*Denotes member of the Pro Football Hall of Fame
Bold denotes current player

Year indicates the year in which Pro Bowl game was played

TEAM AWARD WINNERS

ED BLOCK COURAGE AWARD

An annual recognition to the athlete who exemplifies the qualities of courage, compassion, commitment and community service, named after Ed Block, the former head athletic trainer of the Baltimore Colts.

1984	WR Willis Adams
1985	DE Carl Hairston
1986	TE Ozzie Newsome
1987	RB Earnest Byner
1988	LB Eddie Johnson
1989	T Cody Risien
1990	RB Kevin Mack
1991	CB Mark Harper
1992	WR Lawyer Tillman
1993	WR Patrick Rowe
1994	LB Carl Banks
1995	DB Bennie Thompson
1999	DE Derrick Alexander
2000	LB Jamir Miller
2001	OG Jeremy McKinney
2002	TE Mark Campbell
2003	DL Courtney Brown
2004	RB Lee Suggs
2005	LB Kenard Lang
2006	K Phil Dawson
2007	DB Gary Baxter
2008	WR Joe Jurevicius
2009	WR Mike Furrey
2010	LB Eric Barton
2011	LB D'Owell Jackson
2012	P Reggie Hodges

MAURICE BASSETT AWARD

Named in 1985 in honor of RB Maurice Bassett, who played for the Browns from 1954-56, and given to the Browns' most outstanding rookie in training camp as voted by the media.

1985	DT David Morrill
1986	DE Ralph Malone
1987	FB Tim Manoa
1988	DB Brian Washington
1989	DE Andrew Stewart
1990	DE Rob Burnett
1991	WR Michael Jackson
1992	RB Tommy Vardell
1993	C Steve Everitt
1994	DB Antonio Langham
1995	QB Eric Zeler
2001	DB Anthony Henry
2002	LB Kevin Bentley
2003	WR C.J. Jones
2004	QB Luke McCown
2005	QB Charlie Frye
2006	RB Jerome Harrison
2007	DB Eric Wright
2008	LB Alex Hall
2009	RB James Davis
2010	DB T.J. Ward
2011	WR Greg Little
2012	QB Brandon Weeden

WALTER PAYTON MAN OF THE YEAR AWARD

Named in 1999 after Walter Payton, this honor recognizes a player's off-the-field community service as well as his playing excellence.

1999	OG Jim Pyne
2000	LB Jamir Miller
2001	LB Wali Rainer
2002	RB Jamel White
2003	QB Kelly Holcomb
2004	DE Kenard Lang
2005	QB Trent Dilfer
2006	QB Charlie Frye
2007	WR Braylon Edwards
2008	K Phil Dawson
2009	WR Mike Furrey*
2010	OL Joe Thomas
2011	WR Joshua Cribbs
2012	OL Joe Thomas*

*Denotes NFL Finalist

PRO FOOTBALL WRITERS OF AMERICA DINO LUCARELLI "GOOD GUY AWARD"

Given annually to the player to reward him for his cooperation with the media and for the way a player carries himself in the community and with his teammates.

2001	QB Tim Couch
2002	DB Corey Fuller
2003	OL Shaun O'Hara
2004	DB Daylon McCutcheon
2005	C Jeff Faine
2006	DB Brian Russell
2007	K Phil Dawson
2008	DB Brandon McDonald
2009	LB David Bowens
2010	OL Joe Thomas
2011	DB Mike Adams
2012	LB D'Owell Jackson

PRO FOOTBALL WRITERS OF AMERICA PLAYER OF THE YEAR

2001	LB Jamir Miller
2002	RB William Green
2003	LB Andra Davis
2004	SS Robert Griffith
2005	RB Reuben Droughns
2006	LB Kamerion Wimbley
2007	QB Derek Anderson
2008	DL Shaun Rogers
2009	WR Joshua Cribbs
2010	RB Peyton Hillis
2011	LB D'Owell Jackson
2012	K Phil Dawson

SETTLE MAKES HISTORY

During his second NFL season with the Atlanta Falcons in 1988, Browns running backs coach John Settle became the first undrafted player since the NFL-AFL merger in 1970 to rush for 1,000 yards in a single-season.

That year, Settle ran for a career-high 1,024 yards en route to making history and earning a Pro Bowl selection.

ALL-TIME ROSTER

A	
Abdullah, Hamza (DB) Washington State.....	#2008
Abdullah, Rahim (LB) Clemson.....	1999-00
Abdul-Jabbar, Karim (RB) UCLA.....	1999
Abrams, Bobby (LB) Michigan.....	1992
Acho, Emmanuel (LB) Texas.....	#2012
Adamle, Tony (LB) Ohio State.....	1947-51, 1954
Adams, Chet (T) Ohio University.....	1946-48
Adams, Keith (LB) Clemson.....	2007
Adams, Mike (DB) Delaware.....	2007-11
Adams, Pete (G) Southern California.....	1974, 1976
Adams, Stefan (DB) Auburn.....	1990
Adams, Titus (DL) Nebraska.....	#2009, 2010
Adams, Vashone (DB) Eastern Michigan.....	1995
Adams, Willis (WR) Houston.....	1979-85
Agase, Alex (G) Illinois.....	1948-51
Aiken, Sam (WR) North Carolina.....	2010
Akins, Al (RB) Washington State.....	1946
Akins, Chris (DB) Arkansas Pine-Bluff.....	2001-02
Aldridge, Allen (DE) Prairie View.....	1974
Alexander, Eric (LB) Louisiana State.....	2010
Alexander, Derrick (WR) Michigan.....	1994-95
Alexander, Derrick (DL) Florida State.....	1999
Ali, Charles (FB) Arkansas Pine-Bluff.....	2007-08
Allen, Ermal (QB) Kentucky.....	1947
Allen, Greg (RB) Florida State.....	1985
Allen, Jake (WR) Mississippi College.....	2009
Alston, Richard (WR) East Carolina.....	2004
Alzado, Lyle (DE) Yankton.....	1979-81
Ambrose, Dick (LB) Virginia.....	1975-83
Amstutz, Joe (C) Indiana.....	1957
Anderson, Derek (QB) Oregon State.....	#2005, 2006-09
Anderson, Preston (DB) Rice.....	1974
Anderson, Stuart (LB) Virginia.....	1984
Andrews, Billy (LB) Southeastern Louisiana.....	1967-74
Andruzzi, Joe (OL) South Connecticut State.....	2005-06
Armstrong, Quincy (C) North Texas.....	1954
Arvie, Herman (OL) Grambling.....	1993-95
Askin, John (G) Notre Dame.....	*1987
Athas, Pete (DB) Tennessee.....	1975
Atkins, Doug (DE) Tennessee.....	1953-54
B	
Baab, Mike (C) Texas.....	1982-87, 1990-91
Bademosi, Johnson (DB) Stanford.....	2012
Babich, Bob (LB) Miami (Ohio).....	1973-78
Bahr, Matt (K) Penn State.....	1981-89
Baker, Al (DE) Colorado State.....	1987, 1989-90
Baker, Sam (P-K) Oregon State.....	1960-61
Baker, Tony (RB) East Carolina.....	1986, 1988
Baldwin, Keith (DE) Texas A&M.....	1982-85
Baldwin, Randy (RB) Mississippi.....	#1991-94
Ball, Jerry (DT) Southern Methodist.....	1993, 1999
Bandison, Romeo (DL) Oregon.....	#1994-95
Banker, Ted (G) Southeast Mississippi State.....	1989
Banks, Carl (LB) Michigan State.....	1994-95
Banks, Chip (LB) Southern California.....	1982-86
Banks, Fred (WR) Liberty.....	1985
Banks, Robert (DE) Notre Dame.....	1989-90
Barclay, Chris (RB) Wake Forest.....	#2006
Barisich, Carl (DT) Princeton.....	1973-75
Barker, Roy (DE) North Carolina.....	1999
Barnes, Erich (DB) Purdue.....	1965-71
Barnes, Rashidi (DB) Colorado.....	2000
Barnett, Harlon (S) Michigan State.....	1990-92
Barnett, Vincent (S) Arkansas State.....	*1987
Barney, Eppie (WR) Iowa State.....	1967-68

Bartel, Richard (QB) Tarleton State.....	#2008
Barton, Eric (LB) Maryland.....	2009-10
Bassett, Maurice (RB) Langston.....	1954-56
Bates, Michael (WR/KR) Arizona.....	1995
Battle, Jim (DE) Southern University.....	1966
Baugh, Tom (C) Southern Illinois.....	1989
Bavaro, Mark (TE) Notre Dame.....	1992
Baxter, Gary (DB) Baylor.....	2005-06, #2007
Beach, Walter (DB) Central Michigan.....	1963-66
Beamon, Autry (DB) East Texas State.....	1980-81
Beasley, Chad (OT) Virginia Tech.....	2002-2003
Beauford, Clayton (WR) Auburn.....	*1987
Bedell, Brad (OL) Colorado.....	2000-01
Bedosky, Mike (OL) Missouri.....	#1994
Belk, Rocky (WR) Miami.....	1983
Bell, Beau (LB) UNLV.....	2008
Bell, Mike (RB) Arizona.....	2010
Bell, Terry (WR) Indiana State.....	*1987
Benard, Marcus (LB) Jackson State.....	2009-11, #2012
Benjamin, Travis (WR) Miami.....	2012
Bentley, Kevin (LB) Northwestern.....	2002-2004
Bentley, LeCharles (OL) Ohio State.....	2006#, 2007#
Benz, Larry (DB) Northwestern.....	1963-65
Bernstein, Alex (OL) Amherst.....	#1999
Berry, Latin (DB) Oregon.....	1991-92
Best, Greg (S) Kansas State.....	1984
Bettridge, Ed (LB) Bowling Green.....	1964
Beutler, Tom (LB) Toledo.....	1970
Biedermann, Leo (T) California.....	1978
Bishop, Harold (TE) Louisiana State.....	1995
Black, James (RB) Akron.....	1984
Blandin, Ernie (T) Tulane.....	1946-47
Blaylock, Anthony (DB) Winston-Salem State.....	1988-91
Bloch, Ray (T) Ohio University.....	#1981
Bobo, Orlando (G) Northeast Louisiana.....	1999
Bockwoldt, Colby (LB) Brigham Young.....	2007
Bodden, Leigh (DB) Duquesne.....	2003-07
Boedeker, Bill (RB) No College.....	1947-49
Bolden, Leroy (RB) Michigan State.....	1958-59
Bolden, Rickey (T) Southern Methodist.....	1984-89
Bolton, Ron (DB) Norfolk State.....	1976-82
Boizan, Scott (T) Northern Illinois.....	#1985
Booth, Issac (DB) California.....	1994-95
Booty, Josh (QB) Louisiana State.....	#2001-03
Borton, John (QB) Ohio State.....	1957
Bosley, Keith (OT) Eastern Kentucky.....	*1987
Bostic, Keith (DB) Michigan.....	1990
Bowens, David (LB) Western Illinois.....	2009-10
Bowers, R.J. (FB) Grove City (Pa.).....	2002-03
Boyer, Brant (LB) Arizona.....	2001-03
Bradley, Harold (G) Iowa.....	1954-56
Bradley, Henry (DT) Alcorn State.....	1979-82
Brady, Donny (DB) Wisconsin.....	1995
Braggs, Stephen (DB) Texas.....	1987-91
Brandon, David (LB) Memphis State.....	1991-93
Brannon, Robert (DE) Arkansas.....	*1987
Brazier, Larry (CB) Southern California.....	1982-85
Brennan, Brian (WR) Boston College.....	1984-91
Brewer, Johnny (TE-LB) Mississippi.....	1961-67
Brewster, Darrel (WR) Purdue.....	1952-58
Briggs, Bob (DE) Heidelberg.....	1971-73
Brinkman, Charles (WR) Louisville.....	1972
Brohm, Jeff (QB) Louisville.....	#2000
Brooks, Clifford (DB) Tennessee State.....	1972-74
Brooks, James (RB) Auburn.....	1992
Brown, Bobby (WR) Notre Dame.....	2000

Brown, Courtney (DE) Penn State.....	2000-04
Brown, Dean (DB) Fort Valley State.....	1969
Brown, Dee (RB) Syracuse.....	2004
Brown, Eddie (DB) Tennessee.....	1974-75
Brown, James (OL) Virginia State.....	2000
Brown, Jim (RB) Syracuse.....	1957-65
Brown, John (T) Syracuse.....	1962-66
Brown, Ken (RB) No College.....	1970-75
Brown, Lomas (T) Florida.....	1999
Brown, Orlando (T) South Carolina State.....	1994-95, 1999
Brown, Preston (KR) Vanderbilt.....	1984
Brown, Ralph (DB) Nebraska.....	2006
Brown, Richard (LB) San Diego State.....	1991-92
Brown, Sheldon (DB) South Carolina.....	2010-12
Brown, Stan (WR) Purdue.....	1971
Brown, Terry (DB) Oklahoma State.....	1976
Brown, Thomas (RB) Georgia.....	#2009
Brown, Thomas (DE) Baylor.....	1981, 1983
Brown, Titus (LB) Mississippi State.....	2008-11
Bryant, Antonio (WR) Pittsburgh.....	2004-05
Buben, Mark (DT) Tufts.....	1982
Buchanan, Charles (DE) Tennessee State.....	1988
Buczkowski, Bob (DL) Pittsburgh.....	1990
Buehler, George (G) Stanford.....	1978-79
Bumgardner, Rex (RB) West Virginia.....	1950-52
Bundra, Mike (DT) Southern California.....	1964
Bundren, Jim (C) Clemson.....	1999-00
Burnett, Chester (LB) Arizona.....	2000
Burnett, Rob (DE) Syracuse.....	1990-95
Burrell, Clinton (DB) Louisiana State.....	1979-84
Burton, Leonard (OL) South Carolina.....	#1991
Bush, Devin (DB) Florida State.....	2001-02
Butler, Dave (LB) Notre Dame.....	*1987
Butler, Kelly (OT) Purdue.....	2006, #2007
Butler, Ray (WR) Southern California.....	#1989
Byner, Earnest (RB) East Carolina.....	1984-88, 1994-95

C

Caldwell, Mike (LB) Middle Tennessee State.....	1993-95
Caleb, Jamie (RB) Grambling.....	1960, 1965
Cameron, Jordan (TE) Southern California.....	2011-12
Cameron, Ronnie (DL) Hofstra.....	#2012
Camp, Reggie (DE) California.....	1983-87
Campbell, Lang (QB) William & Mary.....	#2006
Campbell, Mark (TE) Michigan.....	1999-02
Campbell, Milt (RB) Indiana.....	1957
Capers, James (LB) Central Michigan.....	*1987
Carder, Tank (LB) Texas Christian.....	2013
Carollo, Joe (T) Notre Dame.....	1972-73
Carpenter, Ken (RB) Oregon State.....	1950-53
Carpenter, Lew (RB) Arkansas.....	1957-58
Carpenter, Preston (RB) Arkansas.....	1956-59
Carraway, Stanley (WR) West Texas State.....	*1987
Carreker, Vince (DB) Cincinnati.....	*1987
Carrier, Mark (WR) Nicholls State.....	1993-94
Carter, Alex (DE) Tennessee State.....	*1987
Carter, Dyshod (DB) Kansas State.....	2001, 2004
Carter, Tim (WR) Auburn.....	2007
Carver, Dale (LB) Georgia.....	1983
Cassady, Howard (RB) Ohio State.....	1962
Catlin, Tom (LB) Oklahoma.....	1953-54, 1957-58
Caylor, Lowell (DB) Miami (Ohio).....	1964
Chambers, Kirk (OL) Stanford.....	2004-05
Chanoine, Roger (OL) Temple.....	1999-02
Chapman, Lamar (DB) Kansas State.....	2000-01
Charlton, Clifford (LB) Florida.....	1988-89
Cherokee, George (G) Ohio State.....	1946
Chiaverini, Darrin (WR) Colorado.....	1999-00
Childress, Freddie (T) Arkansas.....	1992

Christensen, Jeff (OB) Eastern Illinois.....	*1987
Cieslak, Brad (TE) Northern Illinois.....	2008
Clancy, Sam (DE) Pittsburgh.....	1985-88
Clark, Monte (T) Southern California.....	1963-69
Clarke, Frank (WR) Colorado.....	1957-59
Clarke, Leon (WR) Southern California.....	1960-62
Clayborn, Raymond (CB) Texas.....	1990-91
Claybrooks, DeVone (DL) East Carolina.....	2001
Claybrooks, Felipe (DL) Georgia Tech.....	2001-03
Clayton, Thomas (RB) Kansas State.....	2010-11
Cline, Ollie (RB) Ohio State.....	1948
Coates, Sherrod (LB) Western Kentucky.....	2003-04
Cockroft, Don (K-P) Adams State.....	1968-80
Colclough, Ricardo (DB) Tusculum.....	#2007
Cole, Emerson (RB) Toledo.....	1950-52
Colella, Tom (P-DB) Canisius.....	1946-48
Coleman, Cossey (OL) Tennessee.....	2005-06
Coleman, Greg (P) Florida A&M.....	1977
Coleman, Kenyon (DL) UCLA.....	2009-10
Colinet, Stalin (DL) Boston College.....	1999-01
Collins, Gary (WR-P) Maryland.....	1962-71
Collins, Javier (OL) Northwestern.....	#2004
Collins, Jed (TE) Washington State.....	#2008
Collins, Larry (RB) Texas A&I.....	1978
Collins, Ryan (TE) St. Thomas.....	#1999
Collins, Shawn (WR) Northern Arizona.....	1992
Colman, Doug (LB) Nebraska.....	2000
Colo, Don (T) Brown.....	1953-58
Conjar, Larry (RB) Notre Dame.....	1967
Connolly, Ted (G) Tulsa.....	1963
Conover, Frank (DL) Syracuse.....	1991
Contz, Bill (T) Penn State.....	1983-86
Conway, Brett (K) Penn State.....	2003
Cook, Damion (OL) Bethune-Cookman.....	2004
Cooks, Johnie (LB) Mississippi State.....	1991
Cooper, Josh (WR) Oklahoma.....	2012
Cooper, Scott (DE) Kearney State.....	*1987
Copeland, Jim (G) Virginia.....	1967-74
Coppage, Alton (DE) Oklahoma.....	1946
Cornell, Bo (RB) Washington.....	1971-72
Costanzo, Blake (LB) Lafayette.....	2009-10
Costello, Vince (LB) Ohio University.....	1957-66
Cotton, Fest (DT) Dayton.....	1972
Cotton, Marcus (LB) Southern California.....	1990
Couch, Tim (QB) Kentucky.....	1999-03
Cousin, Terry (DB) South Carolina.....	2008
Cousineau, Tom (LB) Ohio State.....	1982-85
Cousins, Oniel (OL) UTEP.....	2011-12
Cowan, Bob (RB) Indiana.....	1947-48
Cowher, Bill (LB) North Carolina State.....	1980-82
Cox, Arthur (TE) Texas South.....	1991
Cox, Steve (P-K) Arkansas.....	1981-84
Craig, Neal (DB) Fisk.....	1975-76
Craig, Reggie (WR) Arkansas.....	1977
Craven, Bill (DB) Harvard.....	1976
Crawford, Mike (RB) Arizona State.....	*1987
Crawford, Tim (LB) Texas Tech.....	*1987
Crespino, Bob (WR) Mississippi.....	1961-63
Crews, Ron (DE) Nevada-Las Vegas.....	1980
Cribbs, Joshua (WR) Kent State.....	2005-12
Crocker, Chris (DB) Marshall.....	2003-05
Crosby, Cleveland (DE) Arizona.....	#1980
Cundiff, Billy (K) Drake.....	2009
Cureton, Will (QB) East Texas State.....	1975
Cvercko, Andy (G) Northwestern.....	1963

D

Dahl, Bob (OL) Notre Dame.....	1992-95
Daniell, Jim (C) Ohio State.....	1946

Daniels, Travis (DB) Louisiana State.....	2008
Danielson, Gary (OB) Purdue.....	1985, 1987-88
Darden, Thom (DB) Michigan.....	1972-74, 1976-81
Darrow, Barry (T) Montana.....	1974-78
Davis, Andra (LB) Florida.....	2002-08
Davis, Andre' (WR) Virginia Tech.....	2002-04
Davis, Ben (DB) Defiance.....	1967-68, 1970-73
Davis, Bruce (WR) Baylor.....	1984
Davis, Dick (RB) Nebraska.....	1969
Davis, Gary (RB) Cal Poly-SLO.....	#1981
Davis, Hall (DL) Louisiana-Lafayette.....	2012
Davis, James (RB) Clemson.....	2009-10
Davis, Johnny (RB) Alabama.....	1982-86, *1987
Davis, Michael (CB) Cincinnati.....	1995
Davis, Oliver (DB) Tennessee State.....	1977-80
Davis, Willie (DE) Grambling.....	1958-59
Davis, Zola (WR) South Carolina.....	1999
Dawson, Doug (G) Texas.....	1994
Dawson, JaJuan (WR) Tulane.....	2000-01
Dawson, Len (QB) Purdue.....	1960-61
Dawson, Phil (K) Texas.....	1999-2012
Dearth, James (TE) Tarleton State.....	1999
DeLamielleure, Joe (G) Michigan State.....	1980-84
DeLeone, Tom (C) Ohio State.....	1974-84
DeLeone, Tony (P) Kent State.....	*1987
Delhomme, Jake (QB) Louisiana-Lafayette.....	2010
Dellerba, Spiro (RB) Ohio State.....	1947
DeMar, Enoch (OL) Indiana.....	2003-04
DeMarco, Bob (C) Dayton.....	1972-74
Demarie, John (G-T) Louisiana State.....	1967-75
Denman, Anthony (LB) Notre Dame.....	2001
Dennis, Al (G) Grambling.....	1976-77
Dennison, Doug (RB) Kutztown State.....	1979
Denton, Bob (DT) College of the Pacific.....	1960
Deschaine, Dick (DE) No College.....	1958
Detmer, Ty (QB) Brigham Young.....	1999
Devries, Jed (OL) Utah State.....	1995
Devrow, Billy (DB) Southern Mississippi.....	1967
Dewar, Jim (RB) Indiana.....	1947
Dickey, Curtis (RB) Texas A&M.....	1985-86
Dieken, Doug (T) Illinois.....	1971-84
Dilfer, Trent (QB) Fresno State.....	2005
Dimler, Rich (DT) Southern California.....	1979
Dinkins, Darnell (TE) Pittsburgh.....	2006-08
Dixon, Gerald (LB) South Carolina.....	1993-95
Dixon, Hanford (CB) Southern Mississippi.....	1981-89
Dockery James (DB) Oregon State.....	2011
Donaldson, Gene (G) Kentucky.....	1953
Dorsey, Ken (OB) Miami (Fla.).....	2006, #2007, 2008
Dorsey, Nat (OL) Georgia Tech.....	2005-07
Douglas, Derrick (RB) Louisiana Tech.....	1991
Dressel, Chris (TE) Stanford.....	#1988
Driver, Stacey (RB) Clemson.....	*1987
Droughns, Reuben (RB) Oregon.....	2005-06
Dudley, Brian (S) Bethune Cookman.....	*1987
Dudley, Rickey (TE) Ohio State.....	2001
Duff, Bill (DL) Tennessee.....	1999
Dumont, Jim (LB) Rutgers.....	1984
Dunbar, Jubilee (WR) Southern.....	1974
Duncan, Brian (RB) Southern Methodist.....	1976-77
Duncan, Ron (TE) Wittenberg.....	1967
Dunn, Damon (WR) Stanford.....	1999-00
Dunn, David (WR) Fresno State.....	1999
Dutton, Ryan (P), Minnesota State-Mankato.....	#2004

E

Eason, Nick (DL) Clemson.....	2004-06
East, Ron (DE) Montana State.....	1975
Eaton, Chad (DL) Washington State.....	#1995

Echemandu, Adimchinobe (RB) California.....	2004
Echols, Donnie (TE) Oklahoma State.....	*1987
Edwards, Braylon (WR) Michigan.....	2005-09
Edwards, Earl (DT) Wichita State.....	1976-78
Edwards, Marc (FB) Notre Dame.....	1999-00
Ekuban, Ebenezer (DE) North Carolina.....	2004
Elam, Abram (DB) Kent State.....	2009-10
Elkins, Mike (QB) Wake Forest.....	#1991
Ellis, Ken (DB) Southern.....	1977
Ellis, Ray (S) Ohio State.....	1986-87
Ellsworth, Percy (DB) Virginia.....	2000-01
Emanuel, Ben (S) UCLA.....	#2006
Engel, Steve (RB) Colorado.....	1970
English, Auston (LB) Oklahoma.....	2011, #2012
Ernst, Paul (P) Northern Arizona.....	2007
Estandia, Greg (TE) UNLV.....	2009-10
Eslinger, Greg (OL) Minnesota.....	#2007
Ethridge, Ray (WR) Pasadena City.....	#1995
Evans, Fred (RB) Notre Dame.....	1946
Evans, Johnny (QB-P) North Carolina State.....	1978-80
Everett, Major (RB) Mississippi College.....	1986, *1987
Everitt, Steve (C) Michigan.....	1993-95

F

Faine, Jeff (C) Notre Dame.....	2003-05
Fair, Carl (RB) Alabama-Birmingham.....	2001
Fairchild, Greg (G) Tulsa.....	1978
Farren, Paul (T) Boston University.....	1983-91
Feacher, Ricky (WR) Mississippi Valley.....	1976-84
Fekete, Gene (RB) Ohio State.....	1946
Ferguson, Charley (DE) Tennessee A&I.....	1961
Ferguson, Vagas (RB) Notre Dame.....	1983
Fichtner, Ross (DB) Purdue.....	1960-67
Figaro, Cedric (LB) Notre Dame.....	1991-92
Figurs, Yamon (WR) Kansas State.....	2010
Fike, Dan (G) Florida.....	1985-92
Fisk, Jason (DL) Stanford.....	2005
Fiss, Galen (LB) Kansas.....	1956-66
Fleming, Don (DB) Florida.....	1960-62
Flick, Tom (OB) Washington.....	1984
Flint, Judson (DB) Memphis State.....	1980-82
Florence, Anthony (DB) Bethune Cookman.....	1991
Floyd, Chris (FB) Michigan.....	2000
Floyd, Marquis (DB) West Georgia.....	#2009
Foggie, Fred (DB) Minnesota.....	1992
Fontenot, Herman (RB) Louisiana State.....	1985-88
Fontenot, Therrian (DB) Fresno State.....	2006
Footman, Dan (DE) Florida State.....	1993-95
Forbes, Marlon (S) Penn State.....	1999
Ford, Henry (RB) Pittsburgh.....	1955
Ford, Len (DE) Michigan.....	1950-57
Fort, L.J. (LB) Northern Iowa.....	2012
Forester, Herschel (G) Southern Methodist.....	1954-57

Fortune, Elliott (DL) Georgia Tech.....	#1995
Fowler, Melvin (C) Maryland.....	2002-04
Fraleigh, Hank (C) Robert Morris.....	2006-09
Francies, Coye (DB) San Jose State.....	2009-10
Francis, Jeff (QB) Tennessee.....	1990, #1992
Franco, Brian (K) Penn State.....	*1987
Franklin, Bobby (DB) Mississippi.....	1960-66
Franks, Elvis (DE) Morgan State.....	1980-84
Franz, Todd (DB) Tulsa.....	2000
Fraser, Simon (DL) Ohio State.....	2005-07
Frederick, Andy (T) New Mexico.....	1982
Frederick, Mike (DE) Virginia.....	1995
Freeman, Bob (OB) Auburn.....	1957-58
Friedman, Lennie (OL) Duke.....	2006-08

Frost, Derrick (P) Northern Iowa.....	2003-04
Frost, Scott (DB) Nebraska.....	2001
Frye, Charlie (QB) Akron.....	2005-07
Fujita, Scott (LB) California.....	2010-12
Fuller, Corey (DB) Florida State.....	1999-02
Fullwood, Brent (RB) Auburn.....	1990
Fulton, Dan (WR) Nebraska-Omaha.....	1981-82
Furman, John (QB) Texas-El Paso.....	1962
Furrey, Mike (WR) Iowa.....	2009

G

Gain, Bob (DT) Kentucky.....	1952, 1954-64
Gainer, Derrick (RB) Florida A&M.....	1990
Gaines, Michael (TE) Central Florida.....	2009
Galbraith, Scott (TE) UCLA.....	1990-92
Garay, Antonio (DL) Boston College.....	2003
Garcia, Jeff (QB) San Jose State.....	2004
Garcia, Jim (DE) Purdue.....	1965
Gardner, Barry (LB) Northwestern.....	2003-04
Gardocki, Chris (P) Clemson.....	1999-2003
Garlington, John (LB) Louisiana State.....	1968-77
Garmon, Kelvin (OL) Baylor.....	2004
Gartner, Chris (K) Indiana.....	1974
Gash, Thane (S) East Tennessee State.....	1988-90
Gatski, Frank (C) Marshall.....	1946-56
Gaudio, Bob (G) Ohio State.....	1947-49, 1951
Gault, Don (QB) Hofstra.....	1970
Gautt, Prentice (RB) Oklahoma.....	1960
Gay, Benjamin (RB) Garden City C.C.....	2001
George, Tim (WR) Carson-Newman.....	1974
German, Jammi (WR) Miami (Fla.).....	2001
Gibron, Abe (G) Purdue.....	1950-56
Gibson, Damon (WR) Iowa.....	1999
Gibson, Tom (DE) Northern Arizona.....	1989-90
Gillom, Horace (P-WR) Nevada.....	1947-56
Gilmore, Corey (RB) San Diego State.....	*1987
Gipson, Tashaun (DB) Wyoming.....	2012
Glass, Bill (DE) Baylor.....	1962-68
Glass, Chip (TE) Florida State.....	1969-73
Goad, Tim (DT) North Carolina.....	1995
Gocong, Chris (LB) Cal-Poly SLO.....	2010-11, #2012
Goebel, Brad (QB) Baylor.....	1992-94
Goins, Robert (S) Grambling.....	*1987
Golic, Bob (DT) Notre Dame.....	1982-88
Gonzalez, Joaquin (OT) Miami (Fla.).....	2002-04
Goode, Don (LB) Kansas.....	1980-81
Goosby, Tom (LB) Baldwin-Wallace.....	1963
Gordon, Amon (DL) Stanford.....	2004
Gordon, Josh (WR) Baylor.....	2012
Gorgal, Ken (DB) Purdue.....	1950, 1953-54
Goss, Don (DT) Southern Methodist.....	1956
Gossett, Jeff (P) Eastern Illinois.....	1983, 1985-87
Gradkowski, Bruce (QB) Toledo.....	2008
Graf, Dave (LB) Penn State.....	1975-79
Graham, Otto (QB) Northwestern.....	1946-55
Grant, Orantes (LB) Georgia.....	2003
Grant, Wes (DE) UCLA.....	1972
Graybill, Mike (OL) Boston University.....	1989
Grayson, David (LB) Fresno State.....	*1987-90
Graziani, Tony (QB) Oregon.....	#2000
Greco, John (OL) Toledo.....	2011-12
Green, Boyce (RB) Carson-Newman.....	1983-85
Green, David (RB) Edinboro State.....	1982
Green, Ernie (RB) Louisville.....	1962-68
Green, Ron (WR) North Dakota.....	1967-68
Green, Van (DB) Shaw.....	1973-76
Green, William (RB) Boston College.....	2002-05
Greenwood, Don (RB) Illinois.....	1946-47

Greer, Terry (WR) Alabama State.....	1986
Gregory, Damian (DT) Illinois State.....	2002
Gregory, Jack (DE) Delta State.....	1967-71, 1979
Griffin, Don (CB) Middle Tennessee State.....	1994-95
Griffin, Kris (LB) Indiana (Pa.).....	2007-08
Griffing, Glynn (QB) Mississippi.....	1964
Griffith, Robert (S) San Diego State.....	2002-04
Grigg, Forrest (DT) Tulsa.....	1948-51
Griggs, Anthony (LB) Ohio State.....	1986-88
Gronkowski, Dan (TE) Maryland.....	2011
Gross, Al (S) Arizona.....	1983-87
Groves, George (G) Marquette.....	1946
Groza, Lou (T-K) Ohio State.....	1946-59, 1961-67
Gruber, Bob (OT) Pittsburgh.....	1986
Guilbeau, Rusty (LB) McNeese State.....	1987

H

Haden, Joe (DB) Florida.....	2010-12
Hadnot, Rex (OL) Houston.....	2008-09
Hagg, Eric (DB) Nebraska.....	2011-12
Haggerty, Johnathan (WR) SW Oklahoma State.....	2010
Hairston, Carl (DE) Maryland-Eastern Shore.....	1984-89
Hairston, Stacey (DB) Ohio Northern.....	1993-94
Haley, Darryl (OL) Utah.....	*1987-88
Hall, Alex (LB) St. Augustine's.....	2008-09
Hall, Charlie (LB) Houston.....	1971-80
Hall, Dana (S) Washington.....	1995
Hall, Dino (KR-RB) Glassboro State.....	1979-83
Haller, Alan (DB) Michigan State.....	1992
Ham, Derrick (DL) Miami (Fla.).....	2001
Hambrick, Darren (LB) South Carolina.....	2002
Hamilton, Bobby (DE) Southern Mississippi.....	2007
Hamilton, Justin (DB) Virginia Tech.....	2006
Hamilton, Michael (LB) North Carolina A&T.....	2000
Hannemann, Cliff (LB) Fresno State.....	*1987
Hansen, Brian (P) Sioux Falls.....	1991-93
Hanulak, Chet (RB) Maryland.....	1954, 1957
Hardesty, Montario (RB) Tennessee.....	2010#, 2011-12
Harper, Mark (CB) Alcorn State.....	1986-90
Harraway, Charley (RB) San Jose State.....	1966-68
Harrington, John (DE) Marquette.....	1946
Harris, Duriel (WR) New Mexico State.....	1984
Harris, Jon (DE) Virginia.....	#1999
Harris, Josh (QB) Bowling Green.....	#2004
Harris, Marshall (DE) Texas Christian.....	1980-82
Harris, Odie (DB) Sam Houston State.....	1991-92
Harris, Orient (DL) Miami (Fla.).....	2006
Harrison, Arnold (LB) Georgia.....	2009
Harrison, Jerome (RB) Washington State.....	2006-10
Hartley, Frank (TE) Illinois.....	1994-95
Hawkins, Ben (WR) Arizona State.....	1974
Hawkins, Mike (DB) Oklahoma.....	2006
Haye, Jovan (DL) Vanderbilt.....	#2006
Heiden, Steve (TE) South Dakota State.....	2002-09
Heinrich, Keith (TE) Sam Houston State.....	2003-04
Helluin, Jerry (DT) Tulane.....	1952-53
Henry, Anthony (DB) South Florida.....	2001-04
Herring, Hal (LB) Auburn.....	1950-52
Hickerson, Gene (G) Mississippi.....	1958-60, 1962-73
Hicks, Artis (OL) Memphis.....	2011
Hilgenberg, Jay (C) Iowa.....	1992
Hill, Calvin (RB) Yale.....	1978-81
Hill, Jim (DB) Texas A&I.....	1975
Hill, Madre (RB) Arkansas.....	1999
Hill, Travis (LB) Nebraska.....	1994-95
Hill, Will (S) Bishop College.....	1988
Hilliard, Randy (CB) Louisiana State.....	1990-93
Hillis, Peyton (RB) Arkansas.....	2010-11

Hoaglin, Fred (C) Pittsburgh.....	1966-72
Hoard, Leroy (RB) Michigan.....	1990-95
Hodges, Reggie (P) Ball State.....	2009-10, 2011#, 2012
Hoggard, D.D. (CB) North Carolina State.....	1985-87
Holcomb, Kelly (QB) Middle Tennessee State.....	2001-04
Holden, Steve (WR) Arizona State.....	1973-76
Holdman, Warrick (LB) Texas A&M.....	2004
Holland, Darius (DT) Colorado.....	1999-00
Holland, Jamie (WR) Ohio State.....	1992
Holloway, Glen (G) North Texas State.....	1974
Holly, Daven (DB) Cincinnati.....	2006-08
Holmes, Earl (LB) Florida A&M.....	2002
Holohan, Pete (TE) Notre Dame.....	1992
Holt, Harry (TE) Arizona.....	1983-86
Hooker, Fair (WR) Arizona State.....	1969-74
Hoover, Houston (G) Jackson State.....	1993
Hopkins, Thomas (T) Alabama A&M.....	1983
Horn, Alvin (DB) Nevada-Las Vegas.....	*1987
Horn, Don (QB) San Diego State.....	1973
Horvath, Les (RB) Ohio State.....	1949
Houston, Jim (DE-LB) Ohio State.....	1960-72
Houston, Lin (G) Ohio State.....	1946-53
Howard, Sherman (RB) Nevada.....	1952-53
Howell, Mike (DB) Grambling.....	1965-72
Howton, Bill (WR) Rice.....	1959
Hubbard, Paul (WR) Wisconsin.....	#2008
Hughes, John (DL) Cincinnati.....	2012
Humble, Weldon (LB) Rice.....	1947-50
Hunt, Bob (RB) Heidelberg.....	1974
Hunter, Art (C) Notre Dame.....	1956-59
Hunter, Earnest (RB) Southeast Oklahoma State.....	1995
Hunter, Pete (DB) Virginia Union.....	2005
Hutchinson, Tom (WR) Kentucky.....	1963-65
Hutchison, Chuck (G) Ohio State.....	1973-75
Huther, Bruce (LB) New Hampshire.....	1981
Hybl, Nate (QB) Oklahoma.....	2003
Hyder, Gaylon (OL) Texas Christian.....	2001
Hynoski, Henry (RB) Temple.....	1975

I

Ilgenfritz, Mark (DE) Vanderbilt.....	1974
Ingram, Darryl (TE) California.....	1991
Irons, Gerald (LB) Maryland-Eastern Shore.....	1976-79
Irons, Paul (TE) Florida State.....	2005
Isaia, Sale (OL) UCLA.....	#1995
Isbell, Joe Bob (G) Houston.....	1966
Israel, Ron (DB) Notre Dame.....	2003
Ivey, Travis (DL) Maryland.....	2010

J

Jackson, Alfred (DB) San Diego State.....	1991-92
Jackson, Bill (S) North Carolina.....	1982
Jackson, Brandon (RB) Nebraska.....	2011#, 2012
Jackson, Corey (DL) Nevada.....	2003-04
Jackson, D'Qwell (LB) Maryland.....	2006-09, 2010#, 2011-12
Jackson, Enis (CB) Memphis State.....	*1987
Jackson, Frisman (WR) Western Illinois.....	2002-05
Jackson, James (RB) Miami (Fla.).....	2001-04
Jackson, Lenzie (WR) Arizona State.....	2000
Jackson, Michael (WR) Southern Mississippi.....	1991-95
Jackson, Raymond (DB) Colorado State.....	1999-01
Jackson, Rich (DE) Southern.....	1972
Jackson, Robert E. (G) Duke.....	1975-85
Jackson, Robert L. (LB) Texas A&M.....	1978-81
Jacobs, Benjamin (LB) Fresno State.....	2011
Jacobs, Dave (K) Syracuse.....	1981
Jacobs, Tim (CB) Delaware.....	1993-95
Jaeger, Jeff (K) Washington.....	1987
Jagade, Harry (RB) Indiana.....	1951-53

James, Lynn (WR) Arizona State.....	1991
James, Nathaniel (DB) Florida A&M.....	1968
James, Tommy (DB) Ohio State.....	1948-55
Jameson, Michael (S) Texas A&M.....	2002-04
Jefferson, Ben (T) Maryland.....	1990
Jefferson, John (WR) Arizona State.....	1985
Jenkins, Al (G) Tulsa.....	1969-70
Jennings, Chris (RB) Arizona.....	2009
Jennings, Brandon (DB) Texas A&M.....	#2001
Johnson, Bill (DL) Michigan State.....	1992-94
Johnson, Doug (QB) Florida.....	#2005
Johnson, Eddie (LB) Louisville.....	1981-90
Johnson, James-Michael (LB) Nevada.....	2012
Johnson, Josh (QB) San Diego.....	2012
Johnson, Kevin (WR) Syracuse.....	1999-03
Johnson, Lawrence (DB) Wisconsin.....	1979-84
Johnson, Lee (P) Brigham Young.....	1987-88
Johnson, Mark (LB) Missouri.....	1977
Johnson, Mike (LB) Virginia Tech.....	1986-93
Johnson, Mitch (T) UCLA.....	1971
Johnson, Pepper (LB) Ohio State.....	1993-95
Johnson, Ron (RB) Michigan.....	1969
Johnson, Tre' (OL) Temple.....	2001
Johnson, Walter (DT) California State (Los Angeles).....	1965-76
Joiner, Vernon (WR) Maryland.....	1989-90
Jones, Bobby (WR) No College.....	1983
Jones, Dave (WR) Kansas State.....	1969-71
Jones, Dub (WR) Tulane.....	1948-55
Jones, Edgar (RB) Pittsburgh.....	1946-49
Jones, George (RB) San Diego State.....	1999
Jones, Homer (WR) Texas Southern.....	1970
Jones, James (DL) Northern Iowa.....	1991-94
Jones, Jock (LB) Virginia Tech.....	1990-91
Jones, Joe (DE) Tennessee State.....	1970-71, 1973, 1975-78
Jones, Keith (RB) Nebraska.....	1989
Jones, Kirk (RB) Nevada-Las Vegas.....	*1987
Jones, Lenoy (LB) Texas Christian.....	1999-02
Jones, Marlon (DE) Central State.....	1987-89
Jones, Ricky (LB) Tuskegee.....	1977-79
Jones, Sean (DB) Georgia.....	2005-08
Jones, Selwyn (DB) Colorado State.....	1993, #1994
Jones, Tony (OT) Western Carolina.....	1988-95
Jordan, Henry (DT) Virginia.....	1957-58
Jordan, Homer (QB) Clemson.....	*1987
Junkin, Mike (LB) Duke.....	1987-88
Jurevicius, Joe (WR) Penn State.....	2006-08
Jurkovic, John (DT) Eastern Illinois.....	1999

K

Kafentzis, Mark (S) Hawaii.....	1982
Kanicki, Jim (DT) Michigan State.....	1963-69
Kapner, Alex (G) Northwestern.....	1946-47
Katolin, Mike (C) San Jose State.....	*1987
Kauric, Jerry (K) Kennedy Collegiate.....	1990
Kellermann, Ernie (DB) Miami (Ohio).....	1966-71
Kelley, Chris (TE) Akron.....	*1987
Kelley, Ethan (DL) Baylor.....	2005-07
Kelly, Leroy (RB) Morgan State.....	1964-73
Kemp, Perry (WR) California (Pa.).....	*1987
Killings, Cedric (DT) Carson-Newman.....	#2001
Kinard, Billy (DB) Mississippi.....	1956
Kinchen, Brian (TE) Louisiana State.....	1991-95
King, Andre (WR) Miami (Fla.).....	2001-04
King, Don (T) Kentucky.....	1954
King, Ed (OL) Auburn.....	1991-93
King, Eric (DB) Wake Forest.....	2010
King, Joe (DB) Oklahoma State.....	1991
Kingree, Rick (LB) Tulane.....	1971-72

Kirby, Terry (RB) Virginia.....	1999
Kirk, Randy (LB) San Diego State.....	1991
Kissell, John (T) Boston College.....	1950-52, 1954-56
Kitchen, Ishmael (DL) Kent State.....	2012
Kolesar, Bob (G) Michigan.....	1946
Konz, Ken (DB) Louisiana State.....	1953-59
Kosar, Bernie (QB) Miami (Fla.).....	1985-93
Kosikowski, Frank (WR) Notre Dame.....	1948
Kovaleski, Mike (LB) Notre Dame.....	*1987
Kramer, Kyle (S) Bowling Green.....	1989
Kreitling, Rich (WR) Illinois.....	1959-63
Krerowicz, Mark (G) Ohio State.....	*1985
Kuechenberg, Rudy (LB) Indiana.....	1970
Kuehl, Ryan (LS) Virginia.....	1999-02
Kyle, Jason (LB) Arizona State.....	1999

L	
Lacy, Bo (OL) Arkansas.....	#2004
Lahr, Warren (DB) Western Reserve.....	1948-59
LaMontagne, Noel (OL) Virginia.....	2000
Landry, George (RB) Lamar.....	*1987
Lane, Gary (QB) Missouri.....	1966-67
Lang, Kenard (DE) Miami (Fla.).....	2002-05
Langham, Antonio (CB) Alabama.....	1994-95, 1999
Langhorne, Reggie (WR) Elizabeth City State.....	1985-91
Lauter, Steve (S) San Diego State.....	*1987
Lauvao, Shawn (OL) Arizona State.....	2010-12
Lavelli, Dante (WR) Ohio State.....	1946-56
Lawson, Gerard (DB) Oregon State.....	2008-09
Ledford, Dwayne (OL) East Carolina.....	#2005
Lee, Barry (C) Grambling.....	*1987
Lee, Marcus (RB) Syracuse.....	1994
Lefear, Billy (WR) Henderson State.....	1972-75
Lehan, Michael (DB) Minnesota.....	2003-05
Leigh, Charles (RB) No College.....	1968-69
Leonard, Louis (DE) Fresno State.....	2007-08
LeVeck, Jack (LB) Ohio University.....	1975
Lewis, Cliff (QB) Duke.....	1946-51
Lewis, Darryl (TE) Texas-Arlington.....	1984
Lewis, Jamal (RB) Tennessee.....	2007-09
Lewis, Leo (PR) Missouri.....	1990
Lewis, Stan (DE) Wayne State (Neb.).....	1975
Lewis, Thaddeus (QB) Duke.....	2011#, 2012
Lilja, George (G-T) Michigan.....	1984-86
Linden, Errol (T) Houston.....	1961
Lindsay, Everett (OL) Mississippi.....	2000
Lindsey, Dale (LB) Western Kentucky.....	1965-72
Lingenfeiter, Bob (T) Nebraska.....	1977
Lingmerth, Goran (K) Northern Arizona.....	*1987
Little, Earl (DB) Miami (Fla.).....	1999-04
Little, Greg (WR) North Carolina.....	2011-12
Littleton, Jody (LS) Baylor.....	2005
Lloyd, Dave (LB) Georgia.....	1959-61
Logan, Dave (WR) Colorado.....	1976-83
Logan, Ernie (DL) East Carolina.....	1991-93
London, Tom (DB) North Carolina State.....	1978
Long, Mel (LB) Toledo.....	1972-74
Loomis, Ace (RB) LaCrosse State.....	1952
Lucci, Mike (LB) Tennessee.....	1962-64
Luck, Terry (QB) Nebraska.....	1977
Lund, Bill (RB) Case Tech.....	1946-47
Lyle, Rick (DE) Missouri.....	1994, #1995
Lyons, Robert (S) Akron.....	1989

M	
Maceau, Mel (C) Marquette.....	1946-48
Macerelli, John (G) St. Vincent.....	1956
Mack, Alex (C) California.....	2009-12
Mack, Kevin (RB) Clemson.....	1985-93

Maddox, Nick (RB) Florida State.....	2003
Madison, Anthony (DB) Alabama.....	2009
Madsen, John (TE) Utah.....	2008
Maiaava, Kaluka (LB) Southern California.....	2009-12
Majors, Bobby (DB) Tennessee.....	1972
Malbrough, Anthony (DB) Texas Tech.....	2000
Malone, Ralph (DE) Georgia Tech.....	1986
Manoa, Tim (FB) Penn State.....	1987-89
Marangi, Gary (QB) Boston College.....	*1977
Marecic, Owen (FB) Stanford.....	2011-12
Marshall, Dave (LB) Eastern Michigan.....	1984
Marshall, Jim (DE) Ohio State.....	1960
Martin, Jamie (QB) Weber State.....	*1999
Martin, Jim (DT) Notre Dame.....	1950
Mason, Larry (RB) Troy State.....	*1987
Massaquoi, Mohamed (WR) Georgia.....	2009-12
Massey, Carlton (DE) Texas.....	1954-56
Matheson, Bob (LB) Duke.....	1967-70
Matthews, Clay (LB) Southern California.....	1978-93
Matua, Fred (OG) Southern California.....	#2006
Maynard, Brad (P) Ball State.....	2011
Mayne, Lewis (RB) Texas.....	1947
Mays, Dave (QB) Texas Southern.....	1976-77
McCade, Mike (WR) Nevada-Las Vegas.....	*1987
McCardell, Keenan (WR) Nevada-Las Vegas.....	1992-95
McClung, Willie (DT) Florida A&M.....	1958-59
McCormack, Hurvin (DL) Indiana.....	1999
McCormack, Mike (T) Kansas.....	1954-62
McCown, Luke (QB) Louisiana Tech.....	2004
McCoy, Colt (QB) Texas.....	2010-12
McCusker, Jim (DE) Ohio State.....	1963
McCutcheon, Daylon (CB) Southern California.....	1999-05
McDonald, Brandon (DB) Memphis.....	2007-09
McDonald, Paul (QB) Southern California.....	1980-85
McDonald, Tommy (WR) Oklahoma.....	1968
McGee, Richmond (P) Texas.....	2011
McGinest, Willie (LB) Southern California.....	2006-08
McGonnigal, Bruce (TE) Virginia.....	1991
McIntyre, Corey (FB) West Virginia.....	2005
McKay, Bob (T) Texas.....	1970-75
McKenzie, Keith (DE) Ball State.....	2000-01
McKenzie, Rich (DE) Penn State.....	1995
McKinley, Alvin (DL) Mississippi State.....	2001-06
McKinney, Jeremy (T) Iowa.....	#1999, 2001
McKinney, Seth (OL) Texas A&M.....	2007-08
McKinnis, Hugh (RB) Arizona State.....	1973-75
McLemore, Tom (TE) Southern.....	1993-94
McLeod, Kevin (FB) Auburn.....	2003
McMahon, Jim (QB) Brigham Young.....	*1995
McMillan, David (LB) Kansas.....	2005-07
McMillan, Erik (S) Missouri.....	1993
McNeil, Clifton (WR) Grambling.....	1964-67
McNeil, Gerald (WR/KR) Baylor.....	1986-89
McNeil, Ryan (CB) Miami (Fla.).....	1999
McQuistan, Pat (OL) Weber State.....	#2010
McTyler, Tim (S) Brigham Young.....	1999
Memmelaar, Dale (G) Wyoming.....	1964-65
Mercier, Richard (OL) Miami (Fla.).....	2001
Metcalf, Eric (RB) Texas.....	1989-94
Meylan, Wayne (LB) Nebraska.....	1968-69
Michaels, Walt (LB) Washington & Lee.....	1952-61
Mickens, Ray (DB) Texas A&M.....	2005
Middleton, Ron (TE) Auburn.....	1989
Miller, Arnold (DL) Louisiana State.....	1999-00
Miller, Billy (TE) Southern California.....	2005
Miller, Cleo (RB) Arkansas AM&N.....	1975-82
Miller, Jamir (LB) UCLA.....	1999-01
Miller, Mark (QB) Bowling Green.....	1978-79

Miller, Matt (T) Colorado.....	1979-82
Miller, Nick (LB) Arkansas.....	1987
Miller, Prince (DB) Georgia.....	2012
Miller, Ryan (OL) Colorado.....	2012
Miller, Willie (WR) Colorado State.....	1975-76
Milstead, Rod (G) Delaware State.....	#1993
Minniear, Randy (RB) Purdue.....	1970
Minnifield, Frank (CB) Louisville.....	1984-92
Minter, Barry (LB) Tulsa.....	2001
Mitchell, Alvin (DB) Morgan State.....	1968-69
Mitchell, Bobby (RB) Illinois.....	1958-61
Mitchell, Carlton (WR) South Florida.....	2010-11
Mitchell, Jayme (DL) Mississippi.....	#2010, 2011
Mitchell, Mack (DE) Houston.....	1975-78
Modzelewski, Dick (DT) Maryland.....	1964-66
Modzelewski, Ed (RB) Maryland.....	1955-59
Mohring, John (LB) C.W. Post.....	1980
Monroe, Rod (TE) Cincinnati.....	2001
Montgomery, Cleotha (KR) Abilene Christian.....	1981
Moog, Aaron (DE) Nevada-Las Vegas.....	*1987
Moore, Eric (OL) Indiana.....	1995
Moore, Evan (TE) Stanford.....	2009-11
Moore, Marty (LB) Kentucky.....	2000
Moore, Stevon (DB) Mississippi.....	1992-95
Moreland, Earthwind (DB) Georgia Southern.....	2001
Moreland, Jake (TE) Western Michigan.....	2001
Morgan, Quincy (WR) Kansas State.....	2001-04
Moriarty, Pat (RB) Georgia Tech.....	1979
Morin, Milt (TE) Massachusetts.....	1966-75
Morris, Chris (T) Indiana.....	1972-73
Morris, Joe (RB) Syracuse.....	1991
Morris, Mike (C) Northeast Mississippi State.....	1990
Morrison, Fred (RB) Ohio State.....	1954-56
Morrison, Reece (RB) Southwest Texas State.....	1968-72
Morrow, Alvin (TE) No College.....	#2001
Morrow, John (C) Michigan.....	1960-66
Morze, Frank (C) Boston College.....	1962-63
Moseley, Mark (K) Stephen F. Austin.....	1986
Moselle, Dom (RB) Superior (Wisconsin) State College.....	1950
Mosley, C.J. (DL) Missouri.....	2009
Mosley, Kendrick (WR) Western Michigan.....	2006
Mostardi, Richard (DB) Kent State.....	1960
Moten, Adrian (LB) Maryland.....	2012
Motley, Marion (RB) Nevada.....	1946-53
Murphy, Fred (WR) Georgia Tech.....	1960
Mustafaa, Najee (CB) Georgia Tech.....	1993
Mustard, Chad (TE) North Dakota.....	2003-04
Myers, Michael (DL) Alabama.....	2003-04
Myles, Toby (OL) Jackson State.....	2001

N

Nagler, Gern (WR) Santa Clara.....	1960-61
Nave, Stevan (LB) Kansas.....	*1987
Nelsen, Bill (QB) Southern California.....	1968-72
Neujahr, Quentin (OL) Kansas State.....	#1995
Newman, Patrick (WR) San Diego State.....	1994
Newsome, Ozzie (TE) Alabama.....	1978-90
Newsome, Vince (DB) Washington.....	1991-92
Nicolas, Scott (LB) Miami.....	1982-86
Ninowski, Jim (QB) Michigan State.....	1958-59, 1962-66
Nix, John (DL) Southern Mississippi.....	#2003
Noli, Chuck (G-LB) Dayton.....	1953-59
Northcutt, Dennis (WR) Arizona.....	2000-06
Norwood, Jordan (WR) Penn State.....	#2010, 2011-12
Nugent, Terry (QB) Colorado State.....	#1984
Nutting, Ed (DT) Georgia Tech.....	1961

O

O'Brien, Francis (T) Michigan State.....	1959
---	------

O'Connell, Tom (QB) Illinois.....	1956-57
O'Connor, Bill (DE) Notre Dame.....	1949
O'Hara, Shaun (OL) Rutgers.....	2000-03
Oben, Roman (OT) Louisville.....	2000-01
Octavien, Steve (LB) Nebraska.....	2010
Oden, McDonald (TE) Tennessee State.....	1980-82
Odum, Clifton (LB) Texas-Arlington.....	1980
Ogbonnaya, Chris (RB) Texas.....	2011-12
Ogle, Kendall (LB) Maryland.....	1999
Oliphant, Mike (RB) Puget Sound.....	1989-91
Oliver, Bob (DE) Abilene Christian.....	1969
Orr, Shantee (LB) Michigan.....	2008
Oristaglio, Bob (DE) Pennsylvania.....	1951
Osborne, Scot (OL) William & Mary.....	#2003
Oshinowo, Babatunde (DL) Stanford.....	2006
Osika, Craig (OL) Indiana.....	2003-04
Owens, John (TE) Notre Dame.....	#2005

P

Pagel, Mike (QB) Arizona State.....	1986-90
Palelei, Lonnie (OL) Nevada-Las Vegas.....	#1995
Palmer, Derrell (DT) Texas Christian.....	1949-53
Palmer, Randy (TE) Texas A&M (Kingsville).....	1999
Palumbo, Sam (LB) Notre Dame.....	1955-56
Parilli, Vito (QB) Kentucky.....	1956
Parker, Frank (DT) Oklahoma State.....	1962-64, 1966-67
Parker, Jerry (LB) Central State.....	*1987
Parker, Juqua (DL) Oklahoma State.....	2012
Parker, J'Vonne (DL) Rutgers.....	2005-06
Parris, Gary (TE) Florida State.....	1975-78
Parrish, Bernie (DB) Florida.....	1959-66
Parseghian, Ara (RB) Miami (Ohio).....	1948-49
Pashos, Tony (OL) Illinois.....	2010-11
Patrick, Allen (RB) Oklahoma.....	#2008
Patten, David (WR) Western Carolina.....	2000
Patten, Joel (T) Duke.....	1980
Patterson, Dimitri (DB) Tuskegee.....	2011-12
Paul, Don (DB) Washington State.....	1954-58
Payton, Eddie (KR) Jackson State.....	1977
Paxson, Scott (DL) Penn State.....	2011
Pearson, Calvin (DB) Grambling.....	2002
Pederson, Doug (QB) Northeast Louisiana.....	2000
Peebles, Danny (WR) North Carolina State.....	1991
Peek, Antwan (LB) Cincinnati.....	2007-08
Peerman, Cedric (RB) Virginia.....	#2009
Pena, Bob (G) Massachusetts.....	1972
Perini, Pete (RB) Ohio State.....	1955
Perkins, Antonio (DB) Oklahoma.....	2005-06
Perry, Jerome (DB) Eastern Michigan.....	2006
Perry, Michael Dean (DT) Clemson.....	1988-94
Perry, Rod (CB) Colorado.....	1983-84
Peters, Floyd (DT) San Francisco State.....	1959-62
Peters, Tony (DB) Oklahoma.....	1975-78
Petersen, Ted (T) Eastern Illinois.....	1984
Petibon, John (DB) Notre Dame.....	1955-56
Phelps, Don (RB) Kentucky.....	1950-51
Phenix, Perry (DB) Southern Mississippi.....	#2001
Philcox, Todd (QB) Syracuse.....	1991-93
Philip, Marvin (OL) California.....	#2007
Phipps, Mike (QB) Purdue.....	1970-76
Pierce, Calvin (FB) Eastern Illinois.....	*1987
Pierce, Stephen (WR) Illinois.....	*1987
Pietrosante, Nick (RB) Notre Dame.....	1966-67
Pike, Chris (DL) Tulsa.....	1989-90
Pinkston, Jason (OL) Pittsburgh.....	2011-12
Piscitelli, Sabby (DB) Oregon State.....	2010
Piskor, Ray (T) Niagara.....	1947
Pitts, Frank (WR) Southern.....	1971-73

Pitts, John (DB) Arizona State.....	1975
Pizzo, Joe (QB) Mars Hill.....	*1987
Player, Scott (P) Florida State.....	2007
Pleasant, Anthony (DE) Tennessee State.....	1990-95
Plum, Milt (QB) Penn State.....	1957-61
Polley, Tom (LB) Nevada-Las Vegas.....	*1987
Pontbriand, Ryan (LS) Rice.....	2003-11
Pool, Brodney (DB) Oklahoma.....	2005-09
Poole, Larry (RB) Kent State.....	1975-77
Pope, Marquez (S) Fresno State.....	1999
Poteat, Hank (DB) Pittsburgh.....	2009
Powell, Craig (LB) Ohio State.....	1995
Powell, Preston (RB) Grambling.....	1961
Powell, Ronnie (WR) Northwestern State.....	1999
Powers, Ricky (RB) Michigan.....	1995
Prentice, Travis (RB) Miami (Ohio).....	2000
Prestel, Jim (T) Idaho.....	1960
Pritchett, Billy (RB) West Texas State.....	1975
Pruitt, Greg (RB) Oklahoma.....	1973-81
Pruitt, Mike (RB) Purdue.....	1976-84
Ptacek, Bob (QB) Michigan.....	1959
Pucci, Ben (DT) No College.....	1948
Pucillo, Mike (OL) Auburn.....	2005
Pupua, Tau (DT) Weber State.....	#1995
Putnam, Duane (G) College of the Pacific.....	1961
Puzzuoli, Dave (NT) Pittsburgh.....	1983-87
Pyne, Jim (G) Virginia Tech.....	1999-00

Q

Quaye, Ko (DL) South Dakota.....	#2010
Quinlan, Bill (DE) Michigan State.....	1957-58
Quinlan, Voiney (RB) San Diego State.....	1956
Quinn, Brady (QB) Notre Dame.....	2007-09

R

Raimie, Dave (DB) Michigan.....	1964
Rainer, Wali (LB) Virginia.....	1999-01
Rakoczy, Gregg (OL) Miami.....	1987-90
Ratliff, Brett (QB) Utah.....	#2009, #2010
Ratterman, George (QB) Notre Dame.....	1952-56
Rechichar, Bert (DB) Tennessee.....	1952
Redden, Barry (RB) Richmond.....	1989-90
Reeves, Ken (OL) Texas A&M.....	1990
Reeves, Walter (TE) Auburn.....	1994-95
Rehberg, Scott (OL) Central Michigan.....	1999
Renfro, Ray (WR) North Texas State.....	1952-63
Reynolds, Billy (RB) Pittsburgh.....	1953-54, 1957
Reynolds, Chuck (C) Tulsa.....	1969-70
Rhett, Errict (RB) Florida.....	2000
Rhome, Jerry (QB) Tulsa.....	1969
Rich, Randy (DB) New Mexico.....	1978-79
Richardson, Earnest (TE) Jackson State.....	1974
Richardson, Gloster (WR) Jackson State.....	1972-74
Richardson, Kyle (P) Arkansas State.....	2005
Richardson, Trent (RB) Alabama.....	2012
Riddick, Louis (DB) Pittsburgh.....	1993-95
Rideau, Brandon (WR) Kansas.....	#2005
Rienstra, John (OL) Temple.....	1991-92
Righetti, Joe (DT) Waynesburg.....	1969-70
Risien, Cody (T) Texas A&M.....	1979-83, 1985-89
Rison, Andre (WR) Michigan State.....	1995
Roan, Oscar (TE) Southern Methodist.....	1975-78
Roberson, Derrick (DB) Rutgers.....	2010
Roberts, Walter (WR) San Jose State.....	1964-66
Robertson, Craig (LB) North Texas.....	2012
Robinson, Billy (DB) Arizona State.....	*1987
Robinson, DeJuan (DB) Northern Arizona.....	*1987
Robinson, Derreck (DL) Iowa.....	2009-10
Robinson, Fred (G) Washington.....	1957

Robinson, Mike (DE) Arizona.....	1981-82
Robinson, Ramzee (DB) Arizona.....	2009
Robiskie, Brian (WR) Ohio State.....	2009-11
Rockins, Chris (S) Oklahoma State.....	1984-87
Rogers, Don (S) UCLA.....	1984-85
Rogers, Shaun (DL) Texas.....	2008-10
Rogers, Tyrone (DL) Alabama State.....	1999-04
Rokisky, John (DE) Duquesne.....	1946
Roman, Nick (DE) Ohio State.....	1972-74
Romaniszyn, Jim (LB) Edinboro State.....	1973-74
Rose, Ken (LB) Nevada-Las Vegas.....	1990
Roth, Matt (LB) Iowa.....	2009-10
Rouson, Lee (RB) Colorado.....	1991
Rowe, Patrick (WR) San Diego State.....	1993
Rowell, Eugene (WR) Southern Mississippi.....	1990
Royal, Robert (TE) Louisiana State.....	2009-10
Roye, Orpheus (DL) Florida State.....	2000-07
Rubin, Ahityba (DL) Iowa State.....	2008-12
Rucker, Martin (TE) Missouri.....	2008, #2009
Rucker, Frostee (DL) Southern California.....	2012
Rucker, Reggie (WR) Boston University.....	1975-81
Rudd, Dwayne (LB) Alabama.....	2001-02
Ruff, Orlando (LB) Furman.....	2005
Ruhman, Chris (OL) Texas A&M.....	1999
Runager, Max (P) South Carolina.....	1988
Rusinek, Mike (NT) California.....	*1987
Russell, Brian (DB) San Diego State.....	2005-06
Ryan, Frank (QB) Rice.....	1962-68
Rymkus, Lou (T) Notre Dame.....	1946-51
Rypien, Mark (QB) Washington State.....	1994

S

Saban, Lou (LB) Indiana.....	1946-49
Sabatino, Bill (DT) Colorado.....	1968
Sagapolutele, Pio (DL) Hawaii.....	1991-95
Salaam, Rashaan (RB) Colorado.....	1999
Saleh, Tarek (LB/FB) Wisconsin.....	1999-01
Sanders, Darnell (TE) Ohio State.....	2002-03
Sanders, Lewis (DB) Maryland.....	2000-04
Sanders, Steve (WR) Bowling Green.....	2008
Sandusky, John (T) Villanova.....	1950-55
Sanford, Brian (DL) Temple.....	#2010, 2011-12
Sanford, Lucius (LB) Georgia Tech.....	1987
Santiago, O.J. (TE) Kent State.....	#2000, 2001
Scales, Charley (RB) Indiana.....	1962-65
Scarry, Mike (C) Waynesburg.....	1946-47
Schaefering, Brian (DL) Lindenwood.....	2009-11
Schafraath, Dick (G-T) Ohio State.....	1959-71
Schoen, Tom (DB) Notre Dame.....	1970
Schultz, Randy (RB) State College (Iowa).....	1966
Schwartz, Mitchell (OL) California.....	2012
Schwenk, Bud (QB) Washington.....	1946
Scott, Bo (RB) Ohio State.....	1969-74
Scott, Cedric (DE) Southern Mississippi.....	2002
Scott, Clarence (DB) Kansas State.....	1971-83
Sczurek, Stan (LB) Purdue.....	1963-65
Seifert, Mike (DE) Wisconsin.....	1974
Selawski, Gene (T) Purdue.....	1960
Sellers, Mike (HB) Walla Walla C.C.....	2001
Sensanbaugher, Dean (RB) Ohio State.....	1948
Shaffer, Kevin (OT) Tulsa.....	2006-08
Sharkey, Ed (G) Nevada.....	1952
Shavers, Tyrone (WR) Lamar.....	1991
Shaw, Jarrod (OL) Tennessee.....	#2012
Shaw, Sedrick (RB) Iowa.....	1999
Shea, Aaron (TE) Michigan.....	2000-05
Sheard, Jabaal (DL) Pittsburgh.....	2011-12
Shelton, L.J. (OL) Eastern Michigan.....	2005
Shepherd, Leslie (WR) Temple.....	1999

Sheppard, Henry (G-T) Southern Methodist.....	1976-81
Sheriff, Stan (G) California Poly.....	1957
Sherk, Jerry (DT) Oklahoma State.....	1970-81
Shiner, Dick (QB) Maryland.....	1967
Shoals, Roger (T) Maryland.....	1963-64
Shofner, Jim (DB) Texas Christian.....	1958-63
Shorter, Jim (DB) Detroit.....	1962-63
Shula, Don (DB) John Carroll.....	1951-52
Shurnas, Marshall (WR) Missouri.....	1947
Sikich, Mike (G) Northwestern.....	1971
Sikora, Robert (T) Indiana.....	#1984
Simmons, Tony (WR) Wisconsin.....	2001
Simonetti, Len (DT) Tennessee.....	1946-48
Sims, Darryl (DE) Wisconsin.....	*1987-88
Sims, Mickey (DT) South Carolina State.....	1977-79
Sipe, Brian (QB) San Diego State.....	1974-83
Skibinski, Joe (G) Purdue.....	1952
Skrine, Buster (DB) UT-Chattanooga.....	2011-12
Slaughter, Webster (WR) San Diego State.....	1986-91
Slayden, Steve (QB) Duke.....	#1988
Smelley, Brad (TE) Alabama.....	2012
Smith, Alex (TE) Stanford.....	2010-12
Smith, Armond (RB) Union College.....	2011
Smith, Bob (LB) Nebraska.....	1955-56
Smith, Brian (LB) Notre Dame.....	2011
Smith, Clifton (LB) Syracuse.....	2006
Smith, Clifton (RB) Fresno State.....	2010
Smith, Darryle (OT) Tennessee.....	1989
Smith, DeAngelo (DB) Cincinnati.....	#2009
Smith, Gaylon (RB) Southwestern.....	1946
Smith, Irv (TE) Notre Dame.....	1999
Smith, Jim Ray (G) Baylor.....	1956-62
Smith, John (WR) Tennessee State.....	1979
Smith, Ken (TE) New Mexico.....	1973
Smith, Mark (DL) Auburn.....	2001-02
Smith, Marquis (S) California.....	1999-01
Smith, Ralph (TE) Mississippi.....	1965-68
Smith, Rico (WR) Colorado.....	1992-95
Smith, Rob (OL) Tennessee.....	2006
Smith, Robaire (DE) Michigan State.....	2007-10
Smith, Shaun (DL) South Carolina.....	2007-08
Smith, Terrelle (FB) Arizona State.....	2004-06
Snellings, Paul (OL) Georgia.....	#2000
Snidow, Ron (DE) Oregon.....	1968-72
Sorensen, Nick (DB) Virginia Tech.....	2007-10
Sowells, Isaac (OL) Indiana.....	2006, #2007, 2008
Sparenberg, Dave (G) Western Ontario.....	*1987
Spears, Quinton (LB) Prairie View A&M.....	2011
Speedie, Mac (WR) Utah.....	1946-52
Speegle, Nick (LB) New Mexico State.....	2005-06
Speer, Del (S) Florida.....	1993-94
Spencer, Joe (DT) Oklahoma State.....	1949
Spires, Greg (DL) Florida State.....	2001
Spriggs, Marcus (DL) Troy State.....	1999-00, #2001
St. Clair, John (OL) Virginia.....	2009-10
St. Clair, Mike (DE) Grambling.....	1976-79
Stallworth, Donte (WR) Tennessee.....	2008, #2009
Stamer, Josh (LB) South Dakota.....	2009
Stams, Frank (LB) Notre Dame.....	1992-95
Stanfield, Harold (TE) West Virginia Tech.....	*1987
Staroba, Paul (WR) Michigan.....	1972
Steinbach, Eric (OL) Iowa.....	2007-10, #2011
Steinbrunner, Don (DE) Washington State.....	1953
Stephens, Emmanuel (DL) Mississippi.....	2011-12
Stephens, Larry (DT) Texas.....	1960-61
Step toe, Syndric (WR) Arizona.....	2008-09
Steuber, Bob (RB) Missouri.....	1946
Stevenson, Rickey (CB) Arizona.....	1970

Stewart, Andrew (DE) Cincinnati.....	1989
Stewart, Matt (LB) Vanderbilt.....	2005-06
Stienke, Jim (DB) Southwest Texas State.....	1973
Stokes, Barry (OL) Eastern Michigan.....	2002-03
Stoutmire, Omar (DB) Fresno State.....	#1999
Stover, Matt (K) Louisiana State.....	1991-95
Stracka, Tim (TE) Wisconsin.....	1983-84
Strock, Don (QB) Virginia Tech.....	1988
Stuckey, Chansi (WR) Clemson.....	2009-10
Suggs, Lee (RB) Virginia Tech.....	2003-05
Sullivan, Dave (WR) Virginia.....	1973-74
Sullivan, Gerry (T-C) Illinois.....	1974-81
Sullivan, Tom (RB) Miami (Fla.).....	1978
Summers, Fred (DB) Wake Forest.....	1969-71
Sumner, Walt (DB) Florida State.....	1969-74
Sustersic, Ed (RB) Findlay.....	1949
Sutter, Ed (LB) Northwestern.....	1993-95
Swann, George (RB) Miami (Ohio).....	*1987
Sykes, Terrance (OL) Louisiana Tech.....	#2001

T

Taffoni, Joe (T) Tennessee-Martin.....	1967-70
Talley, John (TE) West Virginia.....	1990-91
Tamm, Ralph (G) West Chester State.....	1990-91
Taseff, Carl (DB) John Carroll.....	1951
Taylor, Ben (LB) Virginia Tech.....	2002-05
Taylor, Phil (DL) Baylor.....	2011-12
Taylor, Terry (CB) Southern Illinois.....	1992-93
Teets, Dick (LB) Wisconsin.....	*1987
Teifke, Mike (C) Akron.....	*1987
Tennell, Derek (TE) UCLA.....	*1987-89
Terlep, George (QB) Notre Dame.....	1948
Terrell, Ray (RB) Mississippi.....	1946-47
Testaverde, Vinny (QB) Miami (Fla.).....	1993-95
Thaxton, Jim (TE) Tennessee State.....	1974
Thierry, John (LB-DE) Alcorn State.....	1999
Thomas, Antonio (DL) Miami.....	2008
Thomas, Joe (OT) Wisconsin.....	2007-12
Thomas, Johnny (CB) Baylor.....	1995
Thome, Chris (OL) Minnesota.....	1991-92
Thompson, Bennie (DB) Grambling.....	1994-95
Thompson, Chaun (LB) West Texas A&M.....	2003-07
Thompson, Kevin (QB) Penn State.....	2000, #2002
Thompson, Mike (DT) Wisconsin.....	1999-00
Thompson, Tommy (LB) William & Mary.....	1949-53
Thornton, John (DL) Cincinnati.....	1991
Tidmore, Sam (LB) Ohio State.....	1962-63
Tierney, Leo (C) Georgia Tech.....	1978
Tillman, Lawyer (WR) Auburn.....	1989, 1992-93
Tinsley, Keith (WR) Pittsburgh.....	*1987
Tomczak, Mike (QB) Ohio State.....	1992
Trautwein, Phil (OL) Florida.....	#2009
Tripp, Kiante (OL) Georgia.....	2011
Troceno, Rick (DB-QB) Pittsburgh.....	1981-83
Trusnik, Jason (LB) Ohio Northern.....	2009-10
Tucker, Ryan (OT) Texas Christian.....	2002-09
Tucker, Travis (TE) Southern Connecticut State.....	1985-87
Tupa, Tom (QB-P) Ohio State.....	#1993, 1994-95
Turnbow, Jesse (DT) Tennessee.....	1978
Turner, Eric (S) UCLA.....	1991-95
Turner, Kevin (LB) Pacific.....	1982

U

Ulinski, Ed (G) Marshall.....	1946-49
Unck, Mason (LB) Arizona State.....	2003-06
Upshaw, Marvin (DE) Trinity.....	1968-69

V

Vallos, Steve (OL) Wake Forest.....	2010-11
--	---------

Van Dyke, Ralph (T) Southern Illinois.....	*1987
Van Pelt, Brad (LB) Michigan State.....	1986
Vardell, Tommy (RB) Stanford.....	1992-95
Veikune, David (LB) Hawaii.....	2009
Ventrone, Ray (DB) Villanova.....	2009-12
Verba, Ross (OL) Iowa.....	2001-02, 2004
Verser, David (WR) Kansas.....	*1987
Vickers, Lawrence (FB) Colorado.....	2006-10

W

Wade, Trevin (DB) Arizona.....	2012
Wagner, Bryan (P) Cal-State Northridge.....	1989-90
Walters, Van (LB) Indiana.....	1988-91
Walker, Dwight (RB-WR) Nicholls State.....	1982-84
Wallace, Calvin (DE) West Virginia Tech.....	*1987
Wallace, Seneca (QB) Iowa State.....	2010-11
Walls, Everson (DB) Grambling.....	1992-93
Walls, Raymond (DB) Southern Mississippi.....	2002
Walters, Dale (P) Rice.....	*1987
Ward, Carl (DB) Michigan.....	1967-68
Ward, T.J. (DB) Oregon State.....	2010-12
Warfield, Paul (WR) Ohio State.....	1964-69, 1976-77
Warren, Gerard (DL) Florida.....	2001-04
Washington, Brian (S) Nebraska.....	1988
Washington, Ted (NT) Louisville.....	2006-07
Watkins, Tom (RB) Iowa State.....	1961
Watson, Benjamin (TE) Georgia.....	2010-12
Watson, Karlton (QB) Winston-Salem.....	*1987
Watson, Louis (WR) Mississippi Valley State.....	*1987
Watson, Remi (WR) Bethune-Cookman.....	*1987
Weeden, Brandon (QB) Oklahoma.....	2012
Weathers, Clarence (WR) Delaware State.....	1985-88
Weathers, Curtis (TE-LB) Mississippi.....	1979-85
Webb, Ken (RB) Presbyterian.....	1963
Weber, Chuck (DE) West Chester State.....	1955-56
Webster, Larry (DT) Maryland.....	1995
Westmoreland, Eric (LB) Tennessee.....	2004
White, Bob (RB) Stanford.....	1955
White, Charles (RB) Southern California.....	1980-82, 1984
White, Jamel (RB) South Dakota.....	2000-03
White, James (DE) Louisiana State.....	*1985
White, Lorenzo (RB) Michigan State.....	1995
Whitlow, Bob (C) Arizona.....	1968
Whitwell, Mike (WR-S) Texas A&M.....	1982-83
Wiggin, Paul (DE) Stanford.....	1957-67
Wilburn, Barry (CB) Mississippi.....	1992
Wilkinson, Jerry (DE) Oregon State.....	1980
Williams, A.D. (WR) College of the Pacific.....	1960
Williams, Arthur (WR) Abilene Christian.....	*1987
Williams, Clarence (RB) Washington State.....	1993
Williams, Corey (DL) Arkansas State.....	2008-09
Williams, Demetrius (WR) Oregon.....	2010
Williams, Eddie (FB) Idaho.....	2011, #2012
Williams, Gene (T-G) Iowa State.....	1993-94
Williams, James (LB) Mississippi State.....	1999
Williams, Larry (G) Notre Dame.....	1986-88
Williams, Lawrence (KR) Texas Tech.....	1977
Williams, Leon (LB) Miami (Fla.).....	2006-08, #2009
Williams, Ray (WR) Clemson.....	*1987

Williams, Roosevelt (DB) Tuskegee.....	2003
Williams, Sidney (LB) Southern.....	1964-66
Williams, Stacy (DB) East Texas State.....	*1987
Williams, Tony (T) Kansas State.....	1993
Williams, Wally (C) Florida A&M.....	1993-95
Willis, Bill (G-LB) Ohio State.....	1946-53
Wilson, Tom (RB) No College.....	1962
Wilson, Travis (WR) Oklahoma.....	2006, #2007
Wilson, Troy (CB) Notre Dame.....	*1987
Wimbley, Kamerion (LB) Florida State.....	2006-09
Windsor, Rod (WR) Western New Mexico.....	#2011
Wingle, Blake (G) UCLA.....	*1987
Winn, Billy (DL) Boise State.....	2012
Winslow, George (P) Villanova.....	1987
Winslow, Kellen (TE) Miami (Fla.).....	2004, #2005, 2006-08
Winters, Frank (C) Western Illinois.....	1987-88
Wise, Mike (DL) California-Davis.....	1991
Wiska, Jeff (G) Michigan State.....	1986
Wohlabaugh, Dave (C) Syracuse.....	1999-02
Woffley, Ron (RB) West Virginia.....	1992-93
Womack, Floyd (OL) Mississippi State.....	2009-10
Woods, Rob (OL) Arizona.....	1991
Woolsey, Rolly (DB) Boise State.....	1977
Wooten, John (G) Colorado.....	1959-67
Word, Mark (DE) Jacksonville State.....	2002-03
Wren, Junior (DB) Missouri.....	1956-59
Wright, Alvin (NT) Jacksonville State.....	1992
Wright, Eric (DB) UNLV.....	2007-10
Wright, Felix (S) Drake.....	1985-90
Wright, George (DT) Sam Houston.....	1972
Wright, Jason (RB) Northwestern.....	2005-08
Wright, Keith (WR-KR) Memphis State.....	1978-80
Wright, Kenny (DB) Northwestern State.....	2007
Wycinsky, Craig (G) Michigan State.....	1972
Wynn, Spergon (QB) Southwest Texas State.....	2000

Y

Yanchar, Bill (DT) Purdue.....	1970
Yates, Billy (OL) Texas A&M.....	2009-10
Yonakor, John (DE) Notre Dame.....	1946-49
Young, Usama (DB) Kent State.....	2011-12
Young, George (DE) Georgia.....	1946-53
Young, Glen (WR) Mississippi State.....	1984-85, 1987-88
Young, Scott (OL) Brigham Young.....	2008
Youngblood, George (DB) California State (Los Angeles).....	1967
Youngelman, Sid (DT) Alabama.....	1959
Yount, Christian (LS) UCLA.....	2011-12
Yovanovits, Dave (OL) Temple.....	2005

Z

Zahursky, Steve (OL) Kent State.....	1999-00
Zastudil, Dave (P) Ohio.....	2006-10
Zeier, Eric (QB) Georgia.....	1995
Zeno, Lance (C) UCLA.....	1992-93
Zukauskas, Paul (OL) Boston College.....	2001-04

*Denotes replacement player during 1987 players' strike.

#On injured reserve the entire season or on active roster but did not play in a regular season game.

METCALF MAKES HISTORY

Eric Metcalf tied an NFL record when he returned two punts for touchdowns, lifting Cleveland to a 28-23 victory against the Pittsburgh Steelers at Municipal Stadium on October 24, 1993. Metcalf returned his first punt 91 yards for a second quarter score to put the Browns ahead 14-0. Pittsburgh was able to come back and held a 23-21 fourth quarter lead, until Metcalf took his second punt back 75 yards for a touchdown with 2:05 remaining. Prior to Metcalf, the feat had been achieved just four times previously. Currently, only 12 players (14 times) in NFL history have returned two punts for touchdowns in a single-game. Metcalf and Baltimore's Jermaine Lewis are the two who have accomplished the feat twice during their careers.

1

Dino Hall (1979)
Homer Jordan (*1987)
Michael Jackson (1991-93)

2

Tony DeLeone (1987)
Jerry Kauric (1990)
Tim Couch (1999-2003)
Reggie Hodges (2009-10, #2011, 2012)

3

Mark Moseley (1986)
Brian Franco (*1987)
Goren Lingmerth (*1987)
Matt Stover (1991-95)
Derrick Frost (2003)
Derek Anderson (#2005, 2006-09)
Brandon Weeden (2012)

4

Max Runager (1988)
Rico Smith (1992)
Phil Dawson (1999-2012)

5

Webster Slaughter (1986)
George Winslow (1987)
Dale Waters (*1987)
Brett Conway (2003)
Jeff Garcia (2004)
Scott Player (2007)
Brett Ratliff (#2009, #2010)

6

Remi Watson (*1987)
Lang Campbell (#2006)
Seneca Wallace (2010-11)

7

Terry Luck (1977)
Terry Nugent (#1984)
Jeff Gossett (1983, 1985-87)
Steve Slayden (#1988)
Tom Tupa (#1993, 1994-95)
Josh Harris (#2004)
Paul Ernster (2007)
Bruce Gradkowski (2008)
Brad Maynard (2011)

8

Gary Marangi (#1977)
Johnny Evans (1978-80)
Jeff Jaeger (1987)
Brad Goebel (1992-94)
Nate Hybl (2003)
Derrick Frost (2004)
Trent Dilfer (2005)
Billy Cundiff (2009)
Richmond McGree (2011)
Josh Johnson (2012)

9

Greg Coleman (1977)
Matt Bahr (1981-89)
Jim McMahon (#1995)
Charlie Frye (2005-07)
Thaddeus Lewis (#2011, 2010)

10

John Borton (1957)
Chris Gartner (1974)
Dave Mays (1976-77)
Dave Jacobs (1981)
Tom Flick (1984)
Mike Pagel (1986-90)
Mike Elkins (#1991)
Eric Zeier (1995)
Jamie Martin (#1999)
Kevin Thompson (2000)
Tony Graziani (#2000)
Kelly Holcomb (2001-04)
Kyle Richardson (2005)
Brady Quinn (2007-09)
Jordan Norwood (#2010, 2011-12)

11

Jim Ninowski (1964-66)
Don Gault (1970)
Lee Johnson (1987-88)
Jeff Christensen (*1987)
Brian Hansen (1991-93)
Mark Rypien (1994)
Ty Detmer (1999)
Brandon Rideau (#2005)
Ken Dorsey (2006-08)
Mohamed Massaquoi (2009-12)

12

Don Cockroft (1968-80)
Rick Trocano (1981-83)
Karilton Watson (*1987)
Don Strock (1988)
Jeff Graham (#1989)
Vinny Testaverde (1993-95)
Josh Booty (#2001-03)
Luke McCown (2004)
Doug Johnson (#2005)
Syndric Steptoe (2008-09)
Colt McCoy (2010-12)

13

Frank Ryan (1962-68)
Don Horn (1973)
Joe Pizzo (*1987)
Jeff Francis (1990, #1992)
Spergon Wynn (2000)
Richard Bartel (#2008)
Yamon Figurs (2010)
Rod Windsor (#2011)
Josh Gordon (2012)

14**OTTO GRAHAM (1952-55)****15**

Bert Rechichar (1952)
Ken Gorgal (1953-54)
Tommy O'Connell (1956-57)
Jim Ninowski (1958-59, 1962-63)
Glynn Griffing (1964)
Gary Lane (1966-67)
Mike Phipps (1970-76)
Mark Miller (1978-79)
Steve Cox (1981-84)
Bryan Wagner (1989-90)

Donny Brady (1995)
Jeff Brohm (#2000)
Dave Zastudil (2006-10)
Greg Little (2011-12)

16

George Ratterman (1952-56)
Milt Plum (1957-61)
Bill Nelsen (1968-72)
Will Cureton (1975)
Paul McDonald (1980-85)
Selwyn Jones (1993-94)
Ray Ethridge (#1995)
Kevin Thompson (2000, #2002)
Joshua Cribbs (2005-12)

17

Jerry Rhome (1969)
Brian Sipe (1974-83)
Todd Philcox (1991-93)
Chris Gardocki (1999-2003)
Braylon Edwards (2005-09)
Jake Delhomme (2010)

18

Vito Parilli (1956)
Bob Freeman (1957-58)
Bob Ptacek (1959)
Len Dawson (1960-61)
John Furman (1962)
Dick Shiner (1967)
Ben Hawkins (1974)
Gary Danielson (1985, 1987-88)
Vernon Joiner (1989-90)
Mike Tomczak (1992)
Doug Pederson (2000)
Tony Simmons (2001)
Kendrick Mosley (2006)
Donte Stallworth (2008, #2009)
Carlton Mitchell (2010-11)

19

Billy Lefear (1972)
Bernie Kosar (1985-93)
Frisman Jackson (2004)

20

Mike Scarry (19046-47)
Lou Saban (1948-49)
Hal Herring (1950-51)
Ken Carpenter (1952-53)
Don Paul (1954-58)
Ross Fichtner (1960-67)
Fred Summers (1969-71)
Jim Stienke (1973)
Tony Peters (1975-78)
Doug Dennison (1979)
Judson Flint (1980-82)
Don Rogers (1984-85)
Joe Morris (1991)
Alan Haller (1992)
Earnest Byner (1994-95)
Johnny Thomas (1995)
Omar Stoutmire (#1999)
Earl Little (1999-04)
Pete Hunter (2005)
Ralph Brown (2006)

Mike Adams (2007-11)
Montario Hardesty (2012)

21

Dean Brown (1969)
Stan Brown (1971)
Van Green (1973-76)
Oliver Davis (1977-80)
Mike Whitwell (1983)
Corey Gilmore (*1987)
Eric Metcalf (1989-94)
Earnest Byner (1995)
Marquis Smith (1999-01)
Lewis Sanders (2002-03, 2004)
James Jackson (2004)
Brodney Pool (2005-09)
Eric Wright (2010)
Dmitri Patterson (2011-12)

22

Frank Gatski (1946-51)
Rex Bumgardner (1952)
Ken Konz (1953-59)
Rich Mostardi (1960)
Tom Watkins (1961)
Lowell Caylor (1964)
Bobby Franklin (1966)
Billy Devrow (1967)
Clarence Scott (1971-83)
Felix Wright (1985-90)
Perry Kemp (*1987)
Vince Newsome (1991-92)
Ricky Powers (1995)
Tim McTyer (1999)
Todd Franz (2000)
Michael Jameson (2002-04)
Brandon McDonald (2007-09)
Derrick Roberson (2010)
Mike Bell (2010)
Buster Skrine (2011-12)

23

Larry Benz (1963-65)
Clifford Brooks (1972-74)
Bill Craven (1976)
Larry Collins (1978)
Mark Kafentzis (1982)
Mark Harper (1986-90)
DeJuan Robinson (*1987)
Randy Baldwin (1992-94)
Earnest Hunter (1995)
Marquez Pope (1999)
Errict Rhett (2000)
Devin Bush (2001-02)
C.J. Jones (#2003)
Adimchinobe Echemandu (2004)
Ray Mickens (2005)
Chris Barclay (#2006)
Gary Baxter (#2007)
Travis Daniels (2008)
Hank Poteat (2009)
Joe Haden (2010-12)

24

Mel Maceau (1946-48)
Tommy Thompson (1949-51)
Warren Lahr (1952-59)
Bobby Franklin (1960-65)
Ernie Kellermann (1966-71)

Bobby Majors (1972)
Pete Althas (1975)
Terry Brown (1976)
Randy Rich (1978-79)
Aultry Beamon (1980-81)
Cleotha Montgomery (1981)
Vagas Ferguson (1983)
Greg Best (1984)
Ray Ellis (1986-87)
Anthony Blaylock (1988-91)
Randy Baldwin (#1991-92)
Terry Taylor (1992-93)
Reginald Jones (#1994)
Corey Fuller (1999-01)
Robert Griffith (2002-04)
Gary Baxter (2005-06)
Eric Wright (2007-09)
Sheldon Brown (2010-12)

25

Charles Leigh (1968-69)
Frank Pitts (1971-73)
Rolly Woolsey (1977)
Pat Moriarty (1979)
Charles White (1980-82,84)
Vincent Barnett (*1987)
Anthony Florence (1991)
Alfred Jackson (1991-92)
Dana Hall (1995)
Sedrick Shaw (1999)
Lewis Sanders (2000)
Corey Fuller (2002)
Chris Crocker (2003-05)
Justin Hamilton (2006)
Kenny Wright (2007)
Terry Cousin (2008)
Coye Francies (2009)
Chris Ogbonnaya (2011-12)

26

Ray Renfro (1952-63)
Dave Raimey (1964)
Reece Morrison (1968-72)
Billy Lefear (1972-75)
Tom Sullivan (1978)
Dino Hall (1979-83)
Greg Allen (1985)
Arthur Williams (*1987)
Keith Jones (1989)
Raymond Clayborn (1990-91)
Ron Wolfley (1992-93)
Michael Davis (1995)
Anthony Malbrough (2000)
Dyshod Carter (2001)
Nick Maddox (2003)
Sean Jones (2005-08)
Abram Elam (2009-10)
Trevin Wade (2012)

27

Walter Roberts (1964-66)
Carl Ward (1967-68)
Randy Minniear (1970)
Rickey Stevenson (1970)
Thom Darden (1972-74, 1976-81)
Gary Davis (#1981)
Mike Whitwell (1982)
Al Gross (1983-87)
Brian Dudley (*1987)

Derrick Gainer (1990)
Derrick Douglas (1991)
Stevon Moore (1992-95)
Karim Abdul-Jabbar (1999)
Lamar Chapman (2000-01)
Roosevelt Williams (2003)
Dee Brown (2004)
Brian Russell (2005-06)
Nick Sorensen (2007-10)
Eric Hagg (2011-12)

28

Dick Deschaine (1958)
Ben Davis (1967-68, 1970-73)
Eddie Brown (1974-75)
Ron Bolton (1976-82)
Herman Fontenot (1985-88)
Steve Pierce (*1987)
Robert Goins (*1987)
Tyrone Shavers (1991)
James Brooks (1992)
Erik McMillan (1993)
Everson Walls (1992-93)
Don Griffin (1994-95)
Rashidi Barnes (2000)
Leigh Bodden (2003-07)
Allen Patrick (2008)
James Davis (2009-10)
Clifton Smith (2010)
Sabby Piscitelli (2010)
Usama Young (2011-12)

29

Tommy McDonald (1968)
Walt Sumner (1969-74)
Hanford Dixon (1981-89)
Brent Fullwood (1990)
Eric Turner (1991-95)
Rashaan Salaam (1999)
James Jackson (2001-03)
Jason Wright (2005-08)
Maquis Floyd (#2009)
Thomas Brown (#2009)
Brandon Jackson (#2011, 2012)

30

Bill Willis (1946-51)
Emerson Cole (1952)
Sherman Howard (1953)
Maurice Bassett (1954-56)
Lew Carpenter (1957-58)
Bernie Parrish (1959-66)
Ron Johnson (1969)
Ken Brown (1970-75)
Cleo Miller (1976-82)
Boyce Green (1983-85)
Billy Robinson (*1987)
Thane Gash (1988-90)
Jamel White (2000-2003)
Antonio Perkins (2005-06)
Ricardo Colclough (#2007)
Gerard Lawson (2008-09)
Eric King (2010)

31

Charley Harraway (1966-68)
Bob Hunt (1974)
Cleo Miller (1975)
James Black (1984)

Frank Minnifield (1984-92)
Stacey Hairston (1993-95)
Raymond Jackson (1999-01)
William Green (2002-05)
Jereme Perry (2006)
Jamal Lewis (2007-09)
Montario Hardesty (#2010, 2011)
Prince Miller (2012)

32

Lin Houston (1946-51)
Harry Jagade (1952-53)
Fred Morrison (1954-56)

JIM BROWN (1957-65)

33

Randy Schultz (1966)
Nathaniel James (1968)
Tom Schoen (1970)
Bo Cornell (1971-72)
Reggie Rucker (1975-81)
Curtis Dickey (1985-86)
Kirk Jones (*1987)
Mike Oliphant (1989)
Leroy Hoard (1990-95)
Daylon McCutcheon (1999-05)
DeAngelo Smith (#2009)
Thomas Clayton (2011)
Trent Richardson (2012)

34

George Cherokee (1946)
Bob Gaudio (1947)
Abe Gibron (1950-51)
Walt Michaels (1952-61)
Stan Sczurek (1963)
Ken Webb (1963)
Mike Howell (1965-72)
Greg Pruitt (1973-81)
David Green (1982)
Kevin Mack (1985-93)
Marcus Lee (1994)
Lorenzo White (1995)
Madre Hill (1999)
Chris Floyd (2000)
Ben Gay (2001)
R.J. Bowers (2002-03)
Lewis Sanders (2004)
Reuben Droughns (2005-06)
Chris Jennings (2009)
Thomas Clayton (2010)
James Dockery (2011)

35

Alex Agase (1948-51)
Galen Fiss (1956-66)
Larry Conjar (1967)
Bo Scott (1969-74)
Brian Duncan (1976-77)
Calvin Hill (1978-81)
Enis Jackson (*1987)
Stacey Driver (*1987)
Will Hill (1988)
Barry Redden (1989-90)
Perry Phenix (#2001)
Dyshod Carter (2004)
Jerome Harrison (2006-10)
Armond Smith (2011)

36

Ed Ulinski (1946-49)
Tommy Thompson (1950)
Marion Motley (1952-53)
Ed Modzelewski (1955-59)
Billy Kinard (1956)
Jamie Caleb (1960)
Charley Scales (1962-65)
Nick Pietrosante (1966-67)
Dick Davis (1969)
Steve Engel (1970)
Henry Hynoski (1975)
Eddie Payton (1977)
Bill Jackson (1982)
Stephen Braggs (1987-91)
Vince Carreker (*1987)
Fred Foggie (1992)
Issac Booth (1994-95)
Chris Akins (2001-02)
Ron Israel (2003)
Corey McIntyre (2005)
Ben Emanuel (#2006)
Coye Francies (2010)

37

George Groves (1946)
Bob Kolesar (1946)
Jamie Caleb (1965)
Hugh McKinnis (1973-75)
Chris Rockins (1984-87)
Harlon Barnett (1990-92)
Bennie Thompson (1994-95)
Anthony Henry (2001-04)
Mike Hawkins (2006)
Anthony Madison (2009)
Johnson Bademosi (2012)

38

Weldon Humble (1947-50)
Bob Gaudio (1951)
Maurice Bassett (1954)
Sam Baker (1960-61)
Stan Sczurek (1963-65)
Larry Poole (1975-77)
Johnny Davis (1982-87)
Larry Mason (*1987)
Alvin Horn (*1987)
George Swann (*1987)
Odie Harris (1991-92)
Antonio Langham (1994-95, 1999)
Earthwind Moreland (2001)
Therrian Fontenot (2006)
Cedric Peerman (#2009)
Ramzee Robinson (2009)

39

Alex Kapter (1946-47)
Billy Pritchett (1975)
Major Everett (1986, *1987)
Stanley Carraway (*1987)
Randy Hilliard (1990-93)
Marlon Forbes (1999)
Brandon Jennings (#2001)
Michael Lehan (2003-05)
Daven Holly (2006-08)
Tashaun Gipson (2012)

40

Jim Daniell (1946)
Dub Jones (1952-55)
Preston Carpenter (1956-59)
Prentice Gault (1960)
Preston Powell (1961)
Howard Cassady (1962)
Jim Shorter (1962-63)
Erich Barnes (1965-71)
Preston Anderson (1974)
Tom London (1978)
Rod Perry (1983-84)
Mike McCade (*1987)
Kyle Kramer (1989)
Lynn James (1991)
Tarek Saleh (1999-00)
Peyton Hillis (2010-11)

41

Ralph Smith (1965-68)
Dave Jones (1969-71)
Jerry Wilkinson (1980)
Troy Wilson (*1987)
Anthony Florence (1991)
Tim Jacobs (1993-95)
Travis Prentice (2000)
Charles Ali (2007-08)
Ray Ventrone (2009-12)

42

Chet Adams (1946-48)
Derrell Palmer (1949-51)
Tommy James (1952-55)
Lowe Wren (1956-59)
Bob Crespino (1961-63)
Paul Warfield (1964-69, 1976-77)
Gloster Richardson (1972-74)
Dwight Walker (1982-84)
Tim Manoa (1987-89)
Calvin Pierce (*1987)
Latin Berry (1991-92)
Louis Riddick (1993-95)
Terry Kirby (1999)
Carl Fair (2001)
Raymond Walls (2002)
Terrelle Smith (2004-06)
Hamza Abdullah (2008)

43

Bob Smith (1955-56)
Billy Kinard (1956)
Volney Quinlan (1956)
Ron Green (1967-68)
Fair Hooker (1969-74)
Mike Pruitt (1976-84)
Tony Baker (1986, 1988)
Stacy Williams (*1987)
Joe King (1991)
Del Speer (1993-94)
Vashone Adams (1995)
George Jones (1999)
Percy Ellsworth (2000-01)
Kalvin Pearson (2002)
T.J. Ward (2010-12)

44

Lou Rymkus (1946-51)
Sherman Howard (1952)
Don Phelps (1952)
Don Shula (1952)
John Pettibon (1955-56)
Chet Hanulak (1957)
Jim Shofner (1958-63)
Leroy Kelly (1964-73)
Earnest Byner (1984-88)
Stefon Adams (1990)
Lee Rouson (1991)
Tommy Vardell (1992-95)
Marc Edwards (1999-00)
Mike Sellers (2001)
Lee Suggs (2003-05)
Jed Collins (#2008)
Eddie Williams (2011, #2012)

45

Ray Piskor (1947)
Ben Pucci (1948)
Bill Willis (1949)
John Kissell (1951)
Bob Smith (1955)
Leroy Bolden (1958-59)

ERNIE DAVIS

46

Lou Groza (1946-51)
Ace Loomis (1952)
Billy Reynolds (1953-54, 1957)
Henry Ford (1955)
Bob White (1955)

DON FLEMING (1960-62)

47

Jamie Caleb (1960)
Ricky Jones (1977-79)
Larry Brazier (1982-85)
Mike Crawford (*1987)
Keith Bostic (1990)
Barry Wilburn (1992)
Tim Jacobs (1993)
Ryan McNeil (1999)
Scott Frost (2001)
Alvin Morrow (#2001)
Lawrence Vickers (2006-10)
Brad Smelley (2012)

48

Ernie Blandin (1946-47)
Forrest Grigg (1948-51)
Chet Hanulak (1957)
Preston Carpenter (1956)
Milt Campbell (1957)
Ernie Green (1962-68)
Dave Sullivan (1973-74)
John Pitts (1975)
Ken Ellis (1977)
Lawrence Johnson (1979-84)
D.D. Hoggard (1985-87)
George Landry (*1987)
Brian Washington (1988)
Brian Kinchen (1991)
Mark Bavaro (1992)
Najee Mustafa (1993)
Frank Hartley (1994-95)
Selwyn Jones (#1994)

Rod Monroe (2001)
Kevin McLeod (2003)
Sherrod Coates (2004)
Owen Marecic (2011-12)

49

Len Simonetti (1946-48)
Joe Spencer (1949)
John Sandusky (1950-51)
Bobby Mitchell (1958-61)
Tom Wilson (1962)
Walter Beach (1963-66)
George Youngblood (1967)
Alvin Mitchell (1968-69)
Jim Hill (1975)
Neal Craig (1975-76)
Clinton Burrell (1979-84)
Steve Lauter (*1987)
Robert Lyons (1989)
Bruce McGonnigal (1991)
Clarence Williams (1993)
Keith Heinrich (2003-04)

50

John Yonakor (1946-49)
Jim Martin (1950)
Bob Oristaglio (1951)
Hal Herring (1952)
Tom Catlin (1953-54)
Vince Costello (1957-66)
John Garlington (1968-77)
Don Goode (1980-81)
Tom Cousineau (1982-85)
Brad Van Pelt (1986)
Lucius Sanford (1987)
Mike Telfke (*1987)
Van Walters (1988-91)
Frank Stams (1992-95)
Michael Hamilton (2000)
Barry Minter (2001)
Earl Holmes (2002)
Jeff Faine (2003-05)
Rob Smith (2006)
Colby Bockwoldt (2007)
Marvin Philip (#2007)
Eric Barton (2009-10)
James-Michael Johnson (2012)

51

Dale Lindsey (1965-72)
Leo Tierney (1978)
Eddie Johnson (1981-90)
Gerald Dixon (1993-95)
Lenoy Jones (1999, 2001)
Ryan Taylor (2000)
Lenoy Jones (2002)
Chaun Thompson (2003-07)
Shantee Orr (2008)
Alex Hall (2009)
Chris Gocong (2010-11, #2012)

52

George Young (1946-51)
Frank Gatski (1952-56)
Joe Amstutz (1957)
Dave Lloyd (1959-61)
Mike Lucci (1962-64)
Billy Andrews (1967-74)
Mel Long (1974)
Dick Ambrose (1975-83)

David Grayson (*1987)
Nick Miller (1987)
Ken Rose (1990)
Richard Brown (1991-92)
Pepper Johnson (1994-95)
Brant Boyer (2001-2003)
Matt Stewart (2006)
D'Owell Jackson (2008-2009, #2010, 2011-12)

53

Alton Coppage (1946)
Marshall Shurnas (1947)
Frank Kosikowski (1948)
Bill O'Connor (1949)
Len Ford (1950-51)
Frank Morze (1963)
Bob Whitlow (1968)
Tom Beautler (1970)
Mel Long (1972-73)
Bill Cowher (1980-82)
Jim Dumont (1984)
Stuart Anderson (1984)
Anthony Griggs (1986-88)
Tom Polley (*1987)
Cedric Figaro (1991-92)
Pepper Johnson (1993-94)
John Thierry (1999)
Rahim Abdullah (2000)
Mason Unck (2003-06)
Kris Griffin (2007-08)
Josh Stamer (2009)
Matt Roth (2009-10)
Brian Smith (2011)
Craig Robertson (2012)

54

John Rokisky (1946)
Tommy Thompson (1952-53)
Tony Adamie (1954)
Sam Palumbo (1955-56)
Pete Perini (1955)
Tom Catlin (1957-58)
Bob Denton (1960)
Sam Tidmore (1962-63)
Fred Hoaglin (1966-72)
Tom DeLeone (1974-84)
Mike Junkin (1987-88)
Jerry Parker (*1987)
Randy Kirk (1991)
Ed Sutter (1993-95)
Chester Burnett (2000)
Tarek Saleh (2001)
Andra Davis (2002-08)
Blake Costanzo (2009-10)
Benjamin Jacobs (2011)
Adrian Moten (2012)

55

John Harrington (1946)
John Demarie (1967)
Chuck Reynolds (1969-70)
Dave Graf (1975-79)
Curtis Weathers (1979, 1982-85)
John Mohring (1980)
Tim Crawford (*1987)
Jock Jones (1990-91)
Rahim Abdullah (1999)
Marty Moore (2000)
Anthony Denman (2001)

Barry Gardner (2003-04)
Matt Stewart (2005)
Willie McGinest (2006-08)
Alex Mack (2009-12)

56

Dante Lavelli (1946-51)
Don Steinbrunner (1953)
Art Hunter (1957-59)
John Morrow (1960-66)
Bob Matheson (1967-70)
Jim Romaniszyn (1973-74)
Jack LaVeck (1975)
Robert L. Jackson (1978-81)
Chip Banks (1982-86)
Dick Teets (*1987)
David Grayson (1987-90)
Bobby Abrams (1992)
Mike Caldwell (1993-95)
Lenoy Jones (2000)
Darren Hambrick (2002)
Sherrod Coates (2003)
Eric Westmoreland (2004)
Nick Speegle (2006)
Antwan Peek (2007-08)
Kaluka Maiava (2009-12)

57

Clay Matthews (1978-93)
Stevan Nave (*1987)
Jason Kyle (1999)
Dwayne Rudd (2001-02)
Orantes Grant (2003)
Warrick Holdman (2004)
Jody Littleton (2005)
David Veikune (2009)
Eric Alexander (2010)
Christian Yount (2011-12)

58

Mac Speedie (1946-51)
Frank Morze (1962)
Rick Kingrea (1971-72)
Mark Johnson (1977)
Clifton Odom (1980)
Bruce Huther (1981)
Scott Nicolas (1982-86)
Cliff Hannemann (*1987)
Clifford Charlton (1988-89)
Marcus Cotton (1990)
David Brandon (1991-93)
Carl Banks (1994-95)
Wali Rainier (1999-01)
Ben Taylor (2002-05)
D'Owell Jackson (2006-07)
Beau Bell (2008)
Marcus Benard (2009-11, #2012)
L.J. Fort (2012)

59

Alton Coppage (1946)
Horace Gillom (1947-51)
Wayne Meylan (1968-69)
Rudy Kuechenberg (1970)
Charlie Hall (1971-80)
Kevin Turner (1982)
Dale Carver (1983)
David Marshall (1984)
Mike Johnson (1986-93)

James Capers (*1987)
Craig Powell (1995)
Kendall Ogle (1999)
Doug Colman (2000)
Kevin Bentley (2002-04)
Nick Speegle (2005)
Clifton Smith (2006)
Keith Adams (2007)
Titus Brown (2008-11)
Emmanuel Acho (#2012)

60

Otto Graham (1946-51)
Bill Willis (1952-53)
Harold Bradley (1954-56)
John Wooten (1959-67)
Al Jenkins (1969-70)
Bob Babich (1973-78)
Jeff Wiska (1986)
Al Baker (1987, 1989-90)
Lance Zeno (1992-93)
Doug Dawson (1994)
Jed Devries (1995)
Shaun O'Hara (2000-2003)
Cosey Coleman (2005-06)
Steve Vallos (2010-11)
Ryan Miller (2012)

61

Dale Memmelaar (1964)
Joe Bob Isbell (1966)
Bob DeMarco (1972-74)
Al Dennis (1976)
Greg Fairchild (1978)
Mike Baab (1982-87, 1990-91)
Steve Everitt (1993-95)
Everett Lindsay (2000)
John Nix (#2003)
Gerard Warren (2004)
Mike Pucillo (2005)
Isaac Sowell (2006, #2007, 2008)

62

Cliff Lewis (1946-51)
Lin Houston (1952-53)
Herschel Forester (1954-57)
Duane Putnam (1961)
Dale Memmelaar (1964-65)
Joe Taffoni (1967-70)
Chris Morris (1972-73)
Glen Holloway (1974)
Al Dennis (1977)
George Lilja (1984-86)
Mike Katolin (*1987)
Ben Jefferson (1990)
Gene Williams (1993-94)
Eric Moore (1995)
Bill Duff (1999)
Paul Zukauskas (2001)
Craig Osika (2003, #2004)
Dwayne Ledford (#2005)
Lennie Friedman (2006-08)
Titus Adams (#2009, 2010)
Jason Pinkston (2011-12)

63

Fred Robinson (1957)
Andy Cvercko (1963)
Mike Sikich (1971)

Joe Carollo (1972-73)
Barry Darrow (1974-78)
Cody Risien (1979-83, 1985-89)
Mark Krowicz (#1985)
Jay Hilgenberg (1992)
Wally Williams (1994-95)
Brad Bedell (2000-01)
Kelvin Garmon (2004)
Joe Andruzzi (2005-06)

64

Bud Schwenk (1946)
George Terlep (1948)
Abe Gibron (1952-56)
Don Goss (1956)
Jim Ray Smith (1957-62)
Ted Connolly (1963)
Tom Goosby (1963)
Jim Copeland (1967-74)
Joe Jones (1975-78)
George Buehler (1978-79)
Joe DeLamielleure (1980-84)
Frank Winters (1987-88)
Blake Wingle (*1987)
Tom Baugh (1989)
Houston Hoover (1993)
Mike Bedosky (#1994)
Sale Isaia (#1995)
Dave Wohlabough (1999-02)
Ryan Pontbriand (2003-11)

65

Joe Skibinski (1952)
Chuck Noll (1953-59)
Stan Sheriff (1957)
Ed Bettridge (1964)
John Demarie (1967-75)
Henry Sheppard (1976-81)
Bob Gruber (1986)
John Askin (*1987)
Ralph Tamm (1990-91)
Rod Milstead (#1993)
Elliott Fortune (#1995)
Jim Bundren (1999-00)
Richard Mercier (2001)
Kirk Chambers (2004-05)
Eric Steinbach (2007-10, #2011)
Ronnie Cameron (#2012)

66

Lou Saban (1946)
Ermal Allen (1947)
Warren Lahr (1948)
Gene Donaldson (1953)
Gene Hickerson (1958-60, 1962-73)
Mike Seifert (1974)
Earl Edwards (1976-78)
Ted Petersen (1984)
Dave Sparenberg (*1987)
Tony Jones (1989-95)
Alex Bernstein (#1999)
Jeremy McKinney (#1999, 2001)
Paul Zukauskas (2002-2004)
Hank Fraley (2006-08)
Shawn Lauvao (2010-12)

67

Sidney Williams (1964-66)
Craig Wycinsky (1972)

Chuck Hutchison (1973-75)
Mike Morris (1990)
Chris Thome (1991-92)
Quentin Neujahr (#1995)
John Jurkovic (1999)
Paul Snellings (#2000)
Tre' Johnson (2001)
Melvin Fowler (2002-04)
Fred Matua (#2006)
Greg Eslinger (#2007)
Derreck Robinson (2009-10)
Kiantie Tripp (2011)
Ishmaa'ily Kitchen (2012)

68

Ed Sharkey (1952)
Larry Stephens (1960-61)
Bob Pena (1972)
Robert E. Jackson (1975-85)
Darryl Haley (*1987, 1988)
Barry Lee (*1987)
Ted Banker (1989)
Ed King (1991-93)
Lonnie Palelei (#1995)
Chris Ruhman (1999)
Chad Beasley (2002-2003)
Dave Yovanovitz (2005)
Seth McKinney (2007-08)
Billy Yates (2009-10)

69

John Macerelli (1956)
Jim Kanicki (1963-69)
Pete Adams (1974, 1976)
Leo Biedermann (1978)
Joel Patten (1980)
Dan Fike (1985-92)
Doug Dawson (1994)
Roger Chanoine (1999-02)
J'Vonne Parker (2005-06)
C.J. Mosley (2009)
Scott Paxson (2011)

70

Gene Fekete (1946)
Spiro Dellerba (1947)
Ollie Cline (1948)
Ed Sustersic (1949)
Emerson Cole (1950-51)
John Kissell (1952)
Don Colo (1953-58)
Francis O'Brien (1959)
Jim Prestel (1960)
Errol Linden (1961)
John Brown (1962-66)
Joe Righetti (1969-70)
Andy Frederick (1970)
Mack Mitchell (1975-78)
Jerry Wilkinson (1980)
Tom Hopkins (1983)
Larry Williams (1986-88)
Daryle Smith (1989)
John Rienstra (1991-92)
Herman Arvie (1995)
Jon Harris (#1999)
Alvin McKinley (2001-02)
Enoch DeMar (2003-04)
L.J. Shelton (2005)
Nat Dorsey (2006-07)

Rex Hadnot (2008-09)
Brian Sanford (#2010, 2011-2)

71

Walter Johnson (1965-76)
Jesse Turnbow (1978)
Matt Miller (1980-82)
#Bob Sikora (#1984)
#Scott Bolzan (#1985)
Ralph Van Dyke (*1987)
Tom Gibson (1989-90)
Leonard Burton (#1991)
Mike Bedosky (1994)
Jim Pyne (1999-2000)
Terrance Sykes (#2001)
Gaylon Hyder (2001)
Scot Osborne (#2003)
Damion Cook (2004)
Kelly Butler (2006, #2007)
Ahtyba Rubin (2008-12)

72

Lou Saban (1947)
Harry Jagade (1951)
Derrell Palmer (1952-53)
John Kissell (1954-56)
Henry Jordan (1957-58)
Sid Youngelman (1959)
Floyd Peters (1959-62)
Mike Bunda (1964)
Jerry Sherk (1970-81)
Dave Puzzuoli (1983-87)
Charles Buchanan (1988)
Kevin Robbins (1990)
Bob Dahl (1992-95)
Steve Zahursky (1999)
Roman Oben (2000-01)
Ryan Tucker (2002-09)
Paul McQuistan (#2010)
Oniel Cousins (2011)
Mitchell Schwartz (2012)

73

Floyd Peters (1959)
Monte Clark (1963-69)
Doug Dieken (1971-84)
Keith Bosley (*1987)
Gregg Rakoczy (1987-90)
Herman Arvie (1993-94)
Tim Goad (1995)
Darius Holland (1999-00)
Toby Myles (2001)
Derrick Ham (2001)
Joaquin Gonzalez (2002-04)
Joe Thomas (2007-12)

74

Gaylon Smith (1946)
Tony Adamle (1947-51)
Bob Gain (1952)
Don Steinbrunner (1953)
Mike McCormack (1954-62)
Dick Modzelewski (1964-66)
Bill Sabatino (1968)
Mitch Johnson (1971)
Carl Barisich (1973-75)
Mike St. Clair (1976-79)
Paul Farren (1983-91)
Tony Williams (1993)

Larry Webster (1995)
Orlando Bobo (1999)
James Brown (2000)
Mark Smith (2001)
Cedric Killings (#2001)
Felipe Claybrooks (2001)
Nick Eason (2004)
Nat Dorsey (2005)
Phil Trautwein (#2009)
Ko Quaye (2010)
Jarrod Shaw (#2012)

75

Jim McCusker (1963)
Roger Shoals (1963-64)
Bill Yanchar (1970)
Wes Grant (1972)
Allen Aldridge (1974)
Stan Lewis (1975)
Bob Lingenfelter (1977)
Cleveland Crosby (#1980)
Ray Bloch (#1981)
Mark Buben (1982)
Bill Contz (1983-86)
Alex Carter (1987)
Chris Pike (1989-90)
Pio Sagapolutele (1991-95)
Lomas Brown (1999)
Steve Zahursky (2000)
Damian Gregory (2002)
Javiar Collins (#2004)
Simon Fraser (2005-07)
Artis Hicks (2011)
Oniel Cousins (2012)

76

Marion Motley (1946-51)
LOU GROZA (1952-59, 1961-67)

77

Willie Davis (1958-59)
Dick Schafrath (1960-71)
Fest Cotton (1972)
Mark Ilgenfritz (1974)
Ron East (1975)
Lyle Alzado (1979-81)
Matt Miller (1979, 1982)
Rickey Bolden (1984-89)
Ken Reeves (1990)
Fred Childress (1992)
Orlando Brown (1994-95, 1999)
Ross Verba (2001-02, 2004)
Kevin Shaffer (2006-08)
Floyd Womack (2009-10)
John Greco (2011-12)

78

John Sandusky (1952-55)
Art Hunter (1956)
Willie McClung (1958-59)
Gene Selawski (1960)
Ed Nutting (1961)
Frank Parker (1962-64, 1966-67)
Bob McKay (1970-75)
Mickey Sims (1977-79)
Carl Hairston (1984-89)
Rob Woods (1991)
Dan Footman (1993-95)
Tyron Rogers (1999-04)

Ethan Kelley (2005-07)
John St. Clair (2009-10)

79

Jerry Helluin (1952-53)
Don King (1954)
Bob Gain (1954-64)
Jim Battle (1966)
Bob Oliver (1969)
George Wright (1972)
Gerry Sullivan (1974-81)
Bob Golic (1982-88)
Mike Rusinek (*1987)
Mike Graybill (1989)
Scott Rehberg (1999)
Noel LaMontagne (2000)
DeVone Claybrooks (2001)
Barry Stokes (2002-03)
Scott Young (2008)
Tony Pashos (2010-11)

80

Al Akins (1946)
Bob Cowan (1947-48)
Warren Lahr (1949-51)
Len Ford (1952-57)
Dick Schafrath (1959)
Jim Marshall (1960)
Bill Glass (1962-68)
Joe Jones (1970-71, 1973)
Willie Miller (1975-76)
Lawrence Williams (1977)
Willis Adams (1979-85)
Terry Greer (1986)
Chris Kelley (*1987)
Chris Dressel (#1988)
Vernon Joines (1990)
Lynn James (1991)
Danny Peebles (1991)
Shawn Collins (1992)
Tom McLemore (1993-94)
Andre Rison (1995)
Ronnie Powell (1999)
Aaron Shea (2000-03)
Kellen Winslow (2004, 2006-08)
Brian Robiskie (2009-11)
Travis Benjamin (2012)

81

Leon Clarke (1960-62)
Jim Garcia (1965)
Jack Gregory (1967-71, 1979)
Nick Roman (1972-74)
Oscar Roan (1975-78)
Harry Holt (1983-86)
Derek Tennell (*1987, 1987-89)
Scott Galbraith (1990-92)
Michael Jackson (1994-95)
Damon Gibson (1999)
David Dunn (1999)
Damon Dunn (1999)
Lenzie Jackson (2000)
Quincy Morgan (2001-04)
Antonio Bryant (2004-05)
Travis Wilson (2006, #2007)
Alex Smith (2010-12)

82

Bill Lund (1946-47)
Tommy James (1948-51)
George Young (1952-53)
Carlton Massey (1954-56)
Frank Clarke (1957-59)
Jim Houston (1960-72)
Tim George (1974)
Ozzie Newsome (1978-90)
Irv Smith (1999)
David Patten (2000)
Rickey Dudley (2001)
Steve Heiden (2002-09)
Benjamin Watson (2010-12)

83

Darrel Brewster (1952)
Doug Atkins (1953-54)
Chuck Weber (1955-56)
A.D. Williams (1960)
Johnny Brewer (1961-67)
Chip Glass (1969-73)
Jubilee Dunbar (1974)
Ricky Feacher (1976-84)
Glen Young (1984)
Fred Banks (1985)
Glen Young (1987-88)
Donnie Echols (*1987)
Ray Butler (#1989)
Leo Lewis (1990)
Eugene Rowell (1990)
Arthur Cox (1991)
Darryl Ingram (1991)
Mark Bavaro (1992)
Mark Carrier (1993-94)
Michael Bates (1995)
Mark Campbell (1999-02)
Chad Mustard (2003)
Aaron Shea (2004-05)
Steve Sanders (2008)
Greg Estandia (2009)
Chansi Stuckey (2010)

84

Ray Terrell (1946-47)
Ken Carpenter (1950-51)
Horace Gillom (1952-56)
Jim Ray Smith (1956)
Bill Quinlan (1957-58)
Paul Wiggin (1959-67)
Marvin Upshaw (1968-69)
Bob Briggs (1971-73)
Jim Thaxton (1974)
Gary Parris (1975-78)
McDonald Oden (1980-82)
Earnest Richardson (1974)
Glenn Young (1984)
Duriel Harris (1984)
Webster Slaughter (1986-91)
Keith Tinsley (*1987)
Rico Smith (1992-95)
Darrin Chiaverini (1999-00)
Andre King (2001-04)
Billy Miller (2005)
Joe Jurevicius (2006-08)
Robert Royal (2009-10)
Jordan Cameron (2011-12)

85

Don Greenwood (1946-47)
Ara Parseghian (1948-49)
Ken Gorgal (1950)
Charley Ferguson (1961)
Clifton McNeil (1964-67)
Homer Jones (1970)
Frank Pitts (1971)
Paul Staroba (1972)
Ken Smith (1973)
Dave Logan (1976-83)
Bruce Davis (1984)
Clarence Weathers (1985-88)
David Verser (*1987)
Ray Williams (*1987)
Lawyer Tillman (1989, 1992-93)
Derrick Alexander (1994-95)
Kevin Johnson (1999-03)
C.J. Jones (#2003)
John Madsen (#2008)
Jake Allen (2009)
Sam Aiken (2010)

86

Lewis Mayne (1947)
Dub Jones (1948-51)
Dante Lavelli (1952-56)
Paul Wiggin (1957-58)
Bill Howton (1959)
Gern Nagler (1960-61)
Gary Collins (1962-71)
Gerald Irons (1976-79)
Dan Fulton (1981-82)
Brian Brennan (1984-91)
Terry Bell (*1987)
Patrick Rowe (1992-93)
Patrick Newman (1994)
Walter Reeves (1995)
Leslie Shepherd (1999)
Dennis Northcutt (2000-06)
Tim Carter (2007)
Martin Rucker (2008, #2009)
Michael Gaines (2009)
Johnathan Haggerty (2010)

87

Fred Murphy (1960)
Tom Hutchinson (1963-65)
Eppie Barney (1967-68)
Rich Jackson (1972)
Curtis Weathers (1979-81)
Tim Stracka (1983-84)
Travis Tucker (1985-87)
Clayton Buford (*1987)
Ron Middleton (1989)
John Talley (1990-91)
Jamie Holland (1992)
Keenan McCardell (1992-95)
Zola Davis (1999)
Damon Dunn (2000)
O.J. Santiago (#2000, 2001)
Andre Davis (2002-04)
John Owens (#2005)
Darnell Dinkins (2006-08)
Mike Furrey (2009)
Dan Gronkowski (2011)

88

Bob Steuber (1946)
Mac Speedie (1952)
Darrel Brewster (1952-58)
Rich Kreitling (1959-63)
Ron Duncan (1967)
Ron Snidow (1968-72)
Steve Holden (1973-76)
John Smith (1979)
Rocky Belk (1983)
Darryl Lewis (1984)
Reggie Langhorne (1985-91)
Harold Stanfield (*1987)
Stephen Pierce (*1987)
Brian Kinchen (1991-95)
Ryan Collins (1999)
JaJuan Dawson (2000-01)
Frisman Jackson (2002-2003, 2005)
Chad Mustard (2004)
Brad Cieslak (2008)
Chansi Stuckey (2009)
Greg Estandia (2010)
Demetrius Williams (2010)
Josh Cooper (2012)

89

Milt Morin (1966-75)
Keith Wright (1978-80)
Bobby Jones (1983)
Preston Brown (1984)
John Jefferson (1985)
Gerald McNeil (1986-89)
Louis Watson (*1987)
Mike Oliphant (1990-91)
Pete Holohan (1992)
Walter Reeves (1994-95)
Harold Bishop (1995)
Randy Palmer (1999)
Bobby Brown (2000)
Jammi German (2001)
Jake Moreland (2001)
Darnell Sanders (2002-2003)
Richard Alston (2004)
Paul Irons (2005)
Paul Hubbard (2008)
Evan Moore (2009-11)

90

Edgar Jones (1946-49)
Rex Bumgardner (1950-51)
Reggie Craig (1977)
Marshall Harris (1980-82)
Ralph Malone (1986)
Rob Burnett (1990-95)
James Williams (1999)
Keith McKenzie (2000-01)
Mark Word (2002-2003)
Corey Jackson (2004)
David McMillan (2006-07)
Kenyon Coleman (2009-10)
Quinton Spears (2011)
Billy Winn (2012)

91

Henry Bradley (1979-82)
Sam Clancy (1985-88)

Darryl Sims (*1987)
John Thornton (1991)
Marcus Spriggs (1999-2000, #2001)
Felipe Claybrooks (2003)
Jovan Haye (#2006)
Shaun Smith (2007-08)
Brian Schaefering (2009-11)
Hall Davis (2012)

92

Tom Colella (1946-48)
Les Horvath (1949)
Dom Mosselle (1950)
Rich Dimler (1979)
Mike Robinson (1981-82)
Dave Butler (*1987)
Michael Dean Perry (1988-94)
Tau Papua (#1995)
Roy Barker (1999)
Courtney Brown (2000-04)
David McMillan (2005)
Ted Washington (2006-07)
Shaun Rogers (2008-10)
Jayme Mitchell (2011)
Froste Rucker (2012)

93

Ron Crews (1980)
Scott Cooper (*1987)
Mike Wise (1991)
Jerry Ball (1993, 1999)
Travis Hill (1994-95)
Stalin Colinet (1999-01)
Mark Smith (2001-02)
Cedric Scott (2002)
Michael Myers (2003-04)
Orien Harris (2006)
Louis Leonard (2007-08)
Jason Trusnik (2009-10)
John Hughes (2012)

94

Jim Dewar (1947)
Dean Sensenbaugher (1948)
Don Phelps (1950-51)
Elvis Franks (1980-84)
Robert Brannon (*1987)
Rusty Guilbeau (1987)
Bob Buczkowski (1990)
Frank Conover (1991)
Bill Johnson (1992-94)
Mike Frederick (1995)
Derrick Alexander (1999)
Gerard Warren (2001-2003)
Amon Gordon (2004)
Orlando Ruff (2005)
Leon Williams (2006-08, #2009)
Arnold Harrison (2009)
Travis Ivey (2010)
Auston English (2011, #2012)
Tank Carder (2012)

95

James White (#1985)
Marlon Jones (1987-89)
Calvin Wallace (*1987)

Rick Lyle (1994, #1995)
Jamir Miller (1999-02)
Antonio Garay (2003)
Jason Fisk (2005)
Kameron Wimbley (2006-09)
Steve Octavien (2010)
Juqua Parker (2012)

96

Don Shula (1951)
Reggie Camp (1983-87)
Andrew Stewart (1989)
James Jones (1991-94)
Mike Thompson (1999-00)
Greg Spires (2001)
Kenard Lang (2002-05)
Babatunde Oshinowo (2006)
Bobby Hamilton (2007)
Alex Hall (2008)
David Bowens (2009-10)
Emmanuel Stephens (2011-12)

97

Tom Brown (1981-83)
Mike Kovaleski (*1987)
Robert Banks (1989-90)
Ernie Logan (1991-93)
Romeo Bandison (#1994-95)
Chad Eaton (#1995)
Ryan Kuehl (1999-02)
Alvin McKinley (2003-06)
Santonio Thomas (2008)
Jayme Mitchell (#2010)
Jabaa Sheard (2011-12)

98

Carl Taseff (1951)
Aaron Moog (*1987)
Anthony Pleasant (1990-95)
Arnold Miller (1999-00)
Ebenezer Ekuban (2004)
Nick Eason (2005-06)
Robaire Smith (2007-10)
Phil Taylor (2011-12)

99

Fred Evans (1946)
Bill Boedeker (1947-49)
Keith Baldwin (1982-85)
Darryl Sims (*1987, 1987-88)
Johnie Cooks (1991)
Alvin Wright (1992)
Rich McKenzie (1995)
Hurvin McCormack (1999)
Orpheus Roye (2000-07)
Corey Williams (2008-09)
Scott Fujita (2010-12)

**BOLD CAPS DENOTES
RETIRED NUMBERS**

* Denotes replacement player
during 1987 players' strike.

On injured reserve the entire season or
on active roster but did not play in a regular
season game.

ASSISTANT COACHES (1946-95, 1999-2012)

Ernie Adams.....	1991-95	Keith Gilbertson.....	2011	Rob Phillips.....	2001-04
Dave Adolph.....	1979-84, 1986-88	Todd Grantham.....	2005-07	Mike Pitts.....	2000
Bruce Arians.....	2001-03	Fred Graves.....	2004	Kennedy Pola.....	2004
Dave Atkins.....	2005-08	Ernie Green.....	1969	Fran Polsfoot.....	1972-74
Phil Banko.....	2001-04	Forrest Gregg.....	1974	Joe Popp.....	1989-90
Jim Bates.....	1991-93, 1995	Al Groh.....	1992	Dick Portee.....	1999
Chris Beake.....	2011-12	Lou Groza.....	1968-69	Tom Pratt.....	1981-88
Raymond Berry.....	1976-77	Paul Hackett.....	1981-82	Ray Prochaska.....	1971-72
Tom Bettis.....	1985	Steve Hagen.....	2001-04, 2009-12	Dan Radakovich.....	1989-90
Paul Bixler.....	1954-62	Ray Hamilton.....	2001-02	Dave Redding.....	1982-88
Don Blackmon.....	1991	Mike Haluchak.....	2005-08	Ray Rhodes.....	2011-12
Dwaine Board.....	2011-12	Tim Hauck.....	2012	Alfredo Roberts.....	2007-08
Todd Bowles.....	2001-04	Fritz Heisler.....	1946-70	Terry Robiskie.....	2001-06
Zeke Bratkowski.....	1990	Jerome Henderson.....	2009-11	Jerry Rosburg.....	2001-06
Ray Braun.....	1988	Pat Hill.....	1993-95	Keith Rowen.....	1984
Chuck Bresnahan.....	1994-95	Jerry Holmes.....	1999-00	Rob Ryan.....	2009-10
John Bricks.....	1946-48	John Huftnagel.....	1999-00	Nick Saban.....	1991-94
Howard Brinker.....	1952-73	Jed Hughes.....	1989	Phil Savage.....	1991-93
Clarence Brooks.....	1999	Rod Humenuik.....	1975-82	Joe Scannella.....	1982-84
Gary Brown.....	2009-12	Hal Hunter.....	1989-92	Rip Scherer.....	2005-08
Buck Buchanan.....	1978	Lindy Infante.....	1986-87	Kurt Schottenheimer.....	1987-88
Chuck Bullough.....	2011-12	Dick Jauron.....	2011-12	Marty Schottenheimer.....	1980-84
Jacob Burney.....	1994-95	Kent Johnston.....	2010-12	Brad Seely.....	2009-10
Jerry Butler.....	1999-00	Taver Johnson.....	2004	George Sefcik.....	1975-77, 1989-90
Keith Butler.....	1999-02	Stan Jones.....	1989-90	John Settle.....	1995
Chris Caminiti.....	2008	William (Dub) Jones.....	1963-67	Mike Sheppard.....	1993-95
Dave Campo.....	2003-04	Tim Jorgensen.....	1999-01	Jim Shofner.....	1978-80, 1990
Pete Carmichael.....	2000	Howard Keys.....	1970-71	Jerry Simmons.....	1991-95
Pete Carmichael Jr.....	2000	Joe Kim.....	2000	Nick Skorich.....	1964-70
Maurice Carthon.....	2005-06	Billy Kinard.....	1976-77	Bob Slowik.....	1999
Wes Chandler.....	2007-08	Rich Kotite.....	1978-82	Arl Smith.....	1999
Brad Childress.....	2012	Greg Landry.....	1985	Carl Smith.....	2001-03, 2009-10
Rob Chudzinski.....	2004, 2007-08	Paul Lanham.....	1989-90	Jerry Smith.....	1973
Ben Coates.....	2005-06	Umberto Leone.....	2007-08	Tom Spann.....	1995
Blanton Collier.....	1946-53, 1962	Dale Lindsey.....	1974	Tony Sparano.....	1999-00
William (Red) Conkright.....	1946	John Lott.....	2005-06	Kevin Spencer.....	1991-94
Walt Corey.....	1975-77	Rick Lyle.....	2009-12	Luke Steckel.....	2009-12
Bill Cowher.....	1985-88	Anthony Lynn.....	2007-08	Mike Sullivan.....	2001-04, 2007-08
Bryan Cox.....	2009-10	Marwan Maalouf.....	2005-06	Al Tabor.....	1972-77
Carl Crennel II.....	2005-06	Dick MacPherson.....	1978-80	Chris Tabor.....	2012
Romeo Crennel.....	2000	Eric Mangini.....	1995	Lionel Taylor.....	1989-90
Nolan Cromwell.....	2012	Richard Mann.....	1985-93	Timmy Temezar.....	1950-51
Steve Crosby.....	1985, 1991-95	Steve Marshall.....	2007-08	John Teerlinck.....	1989-90
Brian Daboll.....	2009-10	Richie McCabe.....	1971-75	Gary Tranquill.....	1991-93
John David Crow.....	1972-73	George McDonald.....	2009-10	Marc Trestman.....	1988-89
Ted Daisher.....	2007-08	Todd McNair.....	2001-03	Bob Trotter.....	2005-08
Joe Daniels.....	1983-84	Richard McNutt.....	2008	Mel Tucker.....	2005-08
Jeff Davidson.....	2005-06	Randy Melvin.....	2005-08	Jeff Uhlenhake.....	2005-06
Bill Davis.....	1999, 2011-12	Shawn Menenga.....	2011-12	Ed Ulsinski.....	1954-70
Charlie Davis.....	1986-87	Mark Michaels.....	1999-00	Cory Undlin.....	2005-08
Alan DeGennaro.....	2007-09	Creighton Miller.....	1946	Jim Vechiarella.....	1990
Andy Dickerson.....	2009-10	John Mitchell.....	1991-93	Rick Venturi.....	1994-95
Rod Dowhower.....	1994	Dick Modzelewski.....	1968-77	Frank Verducci.....	2007-08
Bill Edwards.....	1947-48	Buddy Morris.....	2002-04	Bob Voigts.....	1946
George Edwards.....	2004	Howard Mudd.....	1983-88	Darvin Wallis.....	1983-88
Matt Eberflus.....	2009-10	Tom Myslinski.....	2004, 2007-09	George Warhop.....	2009-12
Dick Evans.....	1960-63	Bob Nussbaumer.....	1966-71	Larry Weaver.....	1983
Weeb Ewbank.....	1949-53	Scott O'Brien.....	1991-95	Chuck Weber.....	1978-79
Jon Fabris.....	2000	Tom Ollivodotti.....	1985-86	Mark Whipple.....	2011-12
Mike Faulkner.....	1990	Chuck Pagano.....	2001-04	Ken Whisenand.....	1999
Foge Fazio.....	2001-02	Bob Palcic.....	1999	Woody Widenhofer.....	1993-94
Kirk Ferentz.....	1993-95	Andre Patterson.....	2003-04	Jerry Williams.....	1971
Len Fontes.....	1980-82	Clancy Pendergast.....	2003	Mike Wilson.....	2011-12
Dick Gallagher.....	1947-49, 1955-59	Joe Pendry.....	1985-88	Dick Wood.....	1974
Jim Garrett.....	1978-84	Ray Perkins.....	1999-00	Gary Wroblewski.....	1989-90
Doug Gerhart.....	1975	John Petercuskie.....	1978-84	Larry Zierlein.....	2001-04

PAUL BROWN'S INNOVATIONS

Hall of Fame Coach Paul Brown not only led the Browns to a 167-53-8 record, four AAFC titles and three NFL Championships, but he was also an innovator who helped shape the NFL into the game it is today.

A Few Of Paul Brown's Innovations:

- * First to use intelligence test as a hint to a player's learning potential.
- * Set up complete film clip statistical studies and graded his own players based on film study.
- * First use of a radio transmitter to communicate with players on the field.
- * First to install face masks on helmets (at the professional level).

DRAFT CHOICES

1946

No draft		
1947 - AAFC		
Hoerner, Dick.....	B.....	Iowa
(Pre-draft bonus selection)		
Rich, Lawrence.....	C.....	Tulane
(Pre-draft bonus selection)		
1. Chappius, Bob (8).....	B.....	Michigan
2. Cowhig, Gerry (16).....	B.....	Notre Dame
3. Carpenter, Jack (24).....	T.....	Michigan
4. Cowan, Bob (32).....	B.....	Indiana
5. Griffen, Bill (40).....	T.....	Kentucky
6. Bush, Jack (48).....	T.....	Georgia
7. Rapacz, John (56).....	C.....	Oklahoma
8. Hazelhurst, Bob (64).....	B.....	Denver
9. Ellsworth, Ralph (72).....	B.....	Texas
10. Dewar, Jimmy (80).....	B.....	Indiana
11. Huber, Bill (88).....	E.....	Illinois
12. Gianelli, Mario (96).....	G.....	Boston
13. Shurnas, Marshall (104).....	E.....	Missouri
14. Signaigo, Joe (112).....	B.....	Notre Dame
15. Widseth, Dean (120).....	T.....	Minnesota

1948 - AAFC

1. Durkota, Jeff (8).....	B.....	Penn State
3. Cline, Ollie (18).....	B.....	Ohio State
7. Thompson, Tommy (41).....	C.....	William & Mary
9. Smith, Bill (53).....	T.....	North Carolina
11. Maughan, Ralph (65).....	C.....	Utah State
12. Sensenbaugh, Dean (73).....	B.....	Ohio State
13. Rubish, Mike (81).....	E.....	North Carolina
14. Sarkesian, Alex (89).....	C.....	Northwestern
15. Dworsky, Dan (97).....	B.....	Michigan
16. Beasley, Scott (105).....	B.....	Nevada
17. Steger, Russ (113).....	E.....	Illinois
18. Hoistma, Lou (121).....	E.....	William & Mary
19. Ashbaugh, Pete (129).....	B.....	Notre Dame
20. Templeton, Dave (137).....	G.....	Ohio State
21. Eddleman, Dike (145).....	B.....	Illinois
22. Gambino, Lou (153).....	B.....	Maryland
23. McDowell, Jim (161).....	G.....	William & Mary
24. Fowle, Heywood (169).....	T.....	North Carolina
25. Parseghian, Ara (177).....	B.....	Miami (Ohio)
26. Saylor, Todd (185).....	E.....	Lafayette (Pa.)
27. Caughron, Harry (193).....	T.....	William & Mary
28. Lanzi, Pete (201).....	E.....	Youngstown State
29. Roman, George (209).....	T.....	Case Western Reserve
30. Sheehan, Mel (217).....	E.....	Missouri

1949 - AAFC

1. Mitchell, Jack (8).....	QB.....	Oklahoma
3. Collins, Albin "Rip" (21).....	B.....	Louisiana State
4. McLellan, Bill (29).....	T.....	Brown
5. McNeill, Ed (37).....	E.....	Michigan
6. O'Malley, Tom (45).....	B.....	Cincinnati
7. Alexander, Phil (53).....	T.....	South Carolina
8. Canneveno, Mike (61).....	B.....	Ohio State
9. Walker, Doak (69).....	B.....	Southern Methodist
10. Adams, Norb (77).....	B.....	Purdue
11. Norton, Negley (85).....	T.....	Penn State
12. Burns, Frank (93).....	B.....	Rutgers
13. Self, Clarence (101).....	B.....	Wisconsin
14. Kersulis, Walt (109).....	E.....	Illinois
15. Stuart, Bobby Jack (117).....	B.....	Army
16. Bowne, J.L. "Dinky" (125).....	B.....	Georgia Tech
20. Cooney, Larry (172).....	B.....	Penn State
26. Liningar, Jack (177).....	B.....	Ohio State
27. Gagne, Verne (182).....	E.....	Minnesota
28. Moran, Jim (187).....	B.....	John Carroll
29. Soboleski, Joe (192).....	T.....	Michigan

1950 - NFL

1. Carpenter, Ken (13).....	HB.....	Oregon State
2a. Sandusky, John (18).....	OT/DT.....	Villanova (from Detroit for rights to HB Doak Walker, drafted by Browns in 1949)
2b. Marlin, Jim (26).....	OE/OT.....	Notre Dame
3. Robinson, Jimmy Joe (39).....	HB.....	Pittsburgh

4. Wilson, Bob "Red" (52).....	C/OE.....	Wisconsin
5. Phelps, Don "Dopey" (65).....	HB.....	Kentucky
6. Gorgal, Ken (78).....	QB.....	Purdue
7. Carter, Win (91).....	FB.....	Missouri
8. Frizzell, Russ (104).....	T.....	Tulsa
9. Duncan, Jim (117).....	OE.....	Wake Forest
10. O'Pella, Frank (130).....	HB/LB.....	William & Mary
11. Plotz, Bob (143).....	G.....	Pittsburgh
12. Cole, Emerson (156).....	FB.....	Toledo
13. Wright, Rupe (169).....	G.....	Baylor
14. Harrington, Packard (182).....	C.....	St. Mary's
15. Meland, Ted (195).....	G.....	Oregon
16. King, William "Art" (208).....	G.....	Ball State
17. McKinney, Hal (221).....	G.....	Missouri Valley
18. Travue, Joe (234).....	HB.....	Louisville
19. Songin, Ed "Butch" (247).....	QB.....	Boston College
20. Hackney, John (260).....	G.....	Murray State
21. Vogts, Leroy (273).....	OG.....	Washington U. (St. Louis)
22. Dowling, Jim (286).....	G.....	Santa Clara
23. Moselle, Don (299).....	HB.....	Superior State
24. Woodland, Jack (312).....	HB.....	Bowling Green
25. Brasher, Jim (325).....	C.....	Maryland
26. Toogood, Charley (338).....	T.....	Nebraska
27. Gray, Dick (351).....	HB.....	Oregon State
28. Pyle, Billy (364).....	HB.....	Texas
29. Schnelker, Bob (377).....	E.....	Bowling Green
30. Massey, Jim (390).....	HB.....	Detroit Mercy

1951 - NFL

1. Konz, Ken (14).....	HB/S.....	LSU
2. Curtis, Ernest "Bucky" (26).....	OE.....	Vanderbilt
3. Helluin, Jerome (38).....	T.....	Tulane
4a. Oristaglio, Bob (39).....	FL.....	Pennsylvania (from San Francisco as payment for E Gordon Soltau)
4b. Smith, Bob (41).....	FB.....	Texas A&M (from Green Bay for HB/DB Bill Boedeker)
4c. Donovan, Artie (50).....	T.....	Boston College
5. Loomis, Ace (62).....	B.....	Wisconsin-LaCrosse
6. Rogas, Dan (74).....	G.....	Tulane
7a. Holdash, Irving (82).....	C.....	North Carolina (from New York Yankees for John Yonakor)
7b. Michaels, Walt (86).....	B.....	Washington & Lee
8a. Spinney, Art (88).....	E.....	Boston College
8b. Clark, Max (98).....	HB.....	Houston (from Green Bay for QB Tom O'Malley)
9a. Toler, Burrell (105).....	G.....	San Francisco (from Detroit for E Jim Duncan)
9b. Shula, Don (110).....	DB.....	John Carroll
10. Gierula, Chet (123).....	G.....	Maryland
11. Custis, Bernie (135).....	B.....	Syracuse
12a. Selliers, Milan (142).....	HB.....	Florida State (from Detroit Lions for FB Chuck Schroll)
12b. Kirtley, Stew (147).....	E.....	Morehead State
13. Voskuhl, Bob (159).....	C.....	Georgetown College (Ky.)
14. Cernoch, Rudy (171).....	T.....	Northwestern
15. Skibinski, Joe (183).....	G.....	Purdue
16. Pasky, Ed (195).....	QB.....	South Carolina
17. Kane Leroy (207).....	HB.....	Dayton
18. De Roin, Rube (219).....	C.....	Oklahoma State
19. Solari, Ray (231).....	G.....	California
20. Crocher, Jack (243).....	B.....	Tulsa
21. Stone, Ray (255).....	E.....	Texas
22. Taseff, Carl (267).....	FB.....	John Carroll
23. Champion, Johnny (279).....	HB.....	Southern Methodist
24. Benner, Wayne (291).....	HB.....	Florida State
25. Knispel, John (303).....	T.....	Wisconsin-LaCrosse
26. Williams, Fred (315).....	T.....	Arkansas
27. Jones, Jack (327).....	HB.....	Livingston State
28. Thrift, Roger (339).....	HB.....	East Carolina
29. Driver, Bill (351).....	QB.....	Florida State
30. Averno, Sisto (362).....	G.....	Muhlenberg

1952 - NFL

1a. Rechichar, Bert (10).....	DB.....	Tennessee (from Detroit for E/T Jim Martin)
1b. Agganis, Harry (12).....	QB.....	Boston University
2. Hughes, Bill (24).....	LB.....	Michigan State

3a. Klosterman, Don (26)	QB	Loyola Marymount (from New York Yankees)
3b. Campanella, Joe (36)	DT	Ohio State
4a. Costa, Elmer (39)	T	North Carolina State (from Green Bay)
4b. Renfro, Ray (48)	HB	North Texas
5. Jankovich, Keever (60)	E	College of Pacific
6. Shields, Burrell (72)	DB	John Carroll
7. Pace, John (84)	T	Mississippi State
8a. Williams, Stan (86)	E	Baylor
		(from New York Yankees)
8b. Forester, Herschel (96)	G	Southern Methodist
9. Finnell, Bob (108)	B	Xavier
10. Ribiero, Pat (120)	T	College of Pacific
11. Logan, Dick (132)	T	Ohio State
12. Thompson, Roy (144)	B	Florida State
13. Cosgrove, Tom (156)	C	Maryland
14. Ruzich, Steve (168)	G	Ohio State
15. Alpin, Holland (180)	E	Tampa
16a. Neathery, Herb (189)	HB	Illinois (from Detroit)
16b. Rowland, Ed (192)	T	Oklahoma
17. Sheets, Stewart (204)	T	Penn State
18. Mirchi, Ken (216)	G	Santa Clara
19a. Talarico, Sam (225)	T/G	Indiana (from San Francisco)
19b. Maccioli, Mike (228)	B	Purdue
20. Brandenberry, Bob (240)	B	Kansas
21. Calhoun, Dick (252)	DT	Baylor
22. Johnson, Howard "Corky" (264)	T	Santa Barbara
23. Robertson, Bobby (276)	HB/P	Indiana
24. Wren, Lowe "Junior" (288)	B	Missouri
25. Reddell, Billy (300)	B	Florida
26. Vernasco, Joe (312)	E	Illinois
27. Maletzky, Bill (324)	G	Maryland
28. Pietro, John (336)	G	Brown
29. Klevay, Walt (348)	B	Ohio State
30. Saban, John (360)	FB	Xavier

1953 - NFL

1. Atkins, Doug (11)	DT	Tennessee
2. Reynolds, Billy (23)	HB	Pittsburgh
3a. Bruney, Fred (35)	HB	Ohio State
3b. Donaldson, Gene (37)	G	Kentucky (from Detroit Lions for B Robert Smith)
4a. Hielikko, Jim (?)	T	Ohio State (from Dallas Texans for QB Don Klosterman)
4b. Tamburo, Dick (47)	C/LB	Michigan State
5. Van Doren, Bob (59)	E	Southern California
6. Steinbrunner, Don (71)	C/LB	Washington State
7. Filipksi, Gene (83)	B	Villanova
8. Massey, Carlton (95)	E	Texas
9. McNamara, Bob (107)	E	Minnesota
10. Natali, Elmo (119)	FB	California State (Pa.)
11. Hilinski, Dick (131)	T	Ohio State
12. Willhoite, Elmer (143)	G	Southern California
13. Fiss, Galen (155)	LB	Kansas
14. Nagler, Gern (167)	E	Santa Clara
15. Carson, Johnny (179)	E	Georgia
16. Kuykendall, Eric (191)	FB	Illinois
17. Bean, George (203)	B	Utah
18. Batten, Dick (215)	T	College of Pacific
19. Cain, Tom (227)	G	Colorado
20. Noll, Chuck (239)	T	Dayton
21. Crockett, Bill (251)	G	Rice
22. Looper, Byrd (263)	B	Duke
23. Kent, Ronnie (275)	B	Tulane
24. Labenda, John (287)	T	Wittenberg
25. Ellis, Jim (299)	B	Michigan State
26. Hoag, Charley (311)	B	Kansas
27. Sisco, Jack (323)	C	Baylor
28. Verkirk, Ray (335)	T	North Texas
29. Hobson, Clell (347)	B	Alabama
30. Myers, Andy (358)	G	Tennessee

1954 - NFL

Garret, Robert (1)	QB	Stanford (Bonus Selection)
1. Bauer, John (12)	G	Illinois

2. Hanulak, Chester "Chet" (24)	HB	Maryland
3. Bassett, Maurice (36)	FB	Langston (Okla.)
4. Hilgenberg, Jerry (48)	C	Iowa
5. Lucky, William (60)	T	Baylor
6a. Smith, James (64)	T	Baylor
		(from Baltimore for C Tom Cosgrove)
6b. Jenkins, Asa (72)	FB	Toledo
7. Miller, Donald (84)	HB	Southern Methodist
8a. Barbish, William (95)	HB	Tennessee
		(from San Francisco for DB Fred Bruney)
8b. Harris, Charles (96)	HB	Georgia
9. Jones, Thomas (108)	HB	Miami (Ohio)
10a. Goss Donald (119)	G	Southern Methodist
		(from San Francisco for T/E Bob Van Doren)
10b. Pagna, Thomas (120)	HB	Miami (Ohio)
11. Schuebel, Max (132)	T	Rice
12. Bruenich, Thomas (144)	T	Maryland
13. Cummins, George (156)	LB	Tulane
14. Head, James (168)	FB	Iowa
15. Lyssy, Chester (180)	B	Hardin-Simmons
16. Raidel, Richard (192)	G	Kent State
17. Chapman, Howard (204)	T	Florida
18. Wohrman, William (216)	B	South Carolina
19. Taylor, John (228)	C	Austin
20. Pierce, Hugh (240)	C	North Carolina State
21. Baughman, James (252)	G	Illinois
22. Caudle, Lloyd (264)	B	Duke
23. Mischak, Robert (276)	E	Army
24. Grambling, John (288)	QB	South Carolina
25. Hughes, Thomas (300)	T	Virginia Tech
26. Lundy, Joseph (312)	G	Kansas
27. Mapp, John (324)	B	VMI
28. Vergara, Vincent (336)	B	Syracuse
29. Carter, Troy (348)	B	VMI

1955 - NFL

1. Burris, Kurt (13)	C/LB	Oklahoma
2. Renfro, Weldon "Dean" (25)	HB	North Texas
3a. Hall, John (35)	DT/LB	Iowa
		(from Chicago Bears with B Fred Morrison for B Harry Jagade)
3b. Freeman, Bob (37)	QB	Auburn
4a. Reynolds, Paul (41)	HB	Notre Dame
		(from Green Bay for T Jerome Helluin)
4b. Palumbo, Sam (49)	DT/LB	Notre Dame
5. Dandoy, Aramis (61)	HB	Southern California
6. Bolden, Leroy (73)	HB	Michigan State
7. Locklear, Jack (85)	C/LB	Auburn
8. (choice traded to Detroit for E Marion Gaskin)		
9. Ford, Henry (109)	HB	Pittsburgh
10. Dillon, Glen (121)	OE	Pittsburgh
11. Knebel, Eric (133)	T	Southern Methodist
12. Eaton, Jack (145)	T	New Mexico
13. Borton, John (157)	QB	Ohio State
14. Robinson, Fred (169)	G	Washington
15. Smith, Bob (181)	HB	Nebraska
16. Suchy, Don (193)	C	Iowa
17. Leonard, Bob (205)	FB	Purdue
18. Champlin, Steve (217)	T	Oklahoma
19. Ebert, Tom (229)	E	Kansas State
20. Proctor, William (241)	T	Florida State
21. Spinks, Richard (253)	HB	Texas Tech
22. Stone, Gerald (265)	T	Southeastern Louisiana
23. Greer, James (277)	E	Elizabeth City State
24. Matscock, John (289)	HB	Michigan State
25. Lindo, Ernie (301)	HB	College of Pacific
26. Fife, Don (313)	C	Purdue
27. Baldwin, Bobby (325)	B	Sam Houston State
28. Tokus, Ed (337)	E	Georgia
29. Robinson, Tex (349)	HB	Temple
30. Leachman, Lamar (360)	C	Tennessee

1956 - NFL

1. Carpenter, Preston (13)	HB	Arkansas
2. Kinard, Billy (25)	DB	Mississippi
3a. Ross, Larry (34)	E	Denver (from Chicago with Bears' 6th choice for DT Doug Atkins and QB Ken Gorgal)
3b. Quinlan, William (37)	E	Michigan State
4. Moss, Bob (49)	HB	West Virginia
5. Clarke, Frank (61)	E	Colorado

6a. Plunkett, Sherman (71)	E	Maryland Eastern Shore (from Chicago, see 3a.)
6b. Wiggin, Paul (73)	T	Stanford
7. Griffith, Charles (85)	E	Southern California
8. Hellyer, Len (97)	HB	Marshall
9. Hecker, Jack (109)	OE	Bowling Green
10. Rayburn, Ed (121)	T	Rice
11. Underdunk, William (133)	T	West Virginia
12. Javernick, Harry (145)	T	Colorado
13. Furey, Jim (157)	C	Kansas State
14. Sidwell, Charles (169)	B	William & Mary
15. Davis, Willie (181)	G	Grambling
16. Cooper, Thurlow (193)	E	Maine
17. West, Ed (205)	QB	North Carolina
18. Carroll, Harold (217)	FB	Western Reserve
19. Sebest, John (229)	B	Eastern Kentucky
20. Mobra, Joe (241)	E	Oklahoma
21. Kapish, Eugene (253)	E	Notre Dame
22. Brown, Samuel (265)	HB	UCLA
23. Althouse, Don (277)	E	Syracuse
24. Hughes, Jim (289)	G	San Jose State
25. Davenport, Bob (301)	FB	UCLA
26. Kammerman, Jack (313)	E	Utah
27. Dwyer, Ed (325)	E	Purdue
28. Sparks, Oliver (337)	G	Iowa State
29. Baltos, John (349)	E	Vanderbilt
30. Bartholomew, Robert (360)	T	Wake Forest

1957 - NFL

1. Brown, Jim (6)	FB	Syracuse
2. Plum, Milt (17)	QB	Penn State
3. Walker, George (28)	QB	Arkansas
4. Camera, Paul (42)	OE	Stanford
5a. Jordan, Henry (52)	OT	Virginia (from Green Bay for HB Chester Lyssy)
5b. Campbell, Milt (53)	HB	Indiana
6a. Amstutz, Joe (63)	C	Indiana (from Green Bay for T George Cummins)
6b. Martin, Harley (67)	T	California
7a. Hickerson, Gene (78)	OT	Mississippi
7b. Rotunno, Mike (82)	C	Michigan (from N.Y. Giants for B Gene Filipksi)
8. Gillis, Dan (89)	C	Rice
9. Comstock, Don (103)	B	Alabama
10. Reinhart, Robert (114)	QB	San Jose State
11. Cummings, William (125)	T	Ohio State
12. Spitzzenberger, Rudy (139)	G	Houston
13. Sansom, Jerry (150)	E	Auburn
14. Feller, Don (161)	B	Kansas
15. Kaiser, Dave (175)	E	Michigan State
16. Bayuk, John (186)	B	Colorado
17. Tamburello, Frank (197)	QB	Maryland
18. Torczon, Laverne (211)	G	Nebraska
19. Ploen, Kenneth (222)	QB	Iowa
20. Stillwell, Jack (233)	E	North Carolina
21. Juneau, Curry (247)	E	Southern Mississippi
22. Winters, Bob (258)	B	Utah State
23. Frazer, Jim (269)	T	Hamden-Sydney
24. Napoleon, Allen (283)	B	Stanford
25. Dimitroff, Tom (294)	QB	Miami (Ohio)
26. Bliss, Allen (305)	E	Miami (Ohio)
27. Okulovich, Andy (319)	QB	Ohio State
28. Cockrell, Gene (330)	T	Hardin-Simmons
29. Trozzo, William (341)	T	West Virginia
30. McKiever, Bob (354)	B	Northwestern

1958 - NFL

1. Shofner, Jim (13)	DB	TCU
2. Mitchell, Charles (25)	G	Florida
3a. (choice traded to Chicago Bears for QB James Haluska)		
3b. Guy, Melvin (34)	T	Duke (from Detroit for C Frank Gatski)
4. Ninowski, Jim (49)	QB	Michigan State
5a. Funston, Farrell (60)	OE	College of Pacific
5b. Gibbons, Jim (61)	OE	Iowa (from Detroit with RB Lew Carpenter for LB Roger Zatkoff)
6. Wulff, James (72)	HB	Michigan State
7. Mitchell, Bob (84)	HB	Illinois
8. Lattimore, Bert (96)	E	Duke

9. Parrish, Bernie (108)	DB	Florida
10. Russavage, Leo (120)	T	North Carolina
11. Bowermaster, Russ (132)	OE	Ohio State
12. Brodhead, Robert (144)	QB	Duke
13. Williams, Hal (156)	B	Miami (Ohio)
14. Miller, Ken (168)	T	TCU
15. Hoelscher, Howard (180)	FB	Rice
16. Cornelison, Jerry (192)	T	Southern Methodist
17. Osborn, Roddy (204)	HB	Texas A&M
18. Johnson, Alvin Peter (216)	T	Idaho
19. Brown, Ed (228)	G	Arizona
20. Serieka, Edward (240)	B	Xavier
21. Martin, William (252)	E	Iowa State
22. Renn, Robert (264)	HB	Florida State
23. Verkey, Dan (276)	T	Washington State
24. O'Connor, Jim (288)	T	Marshall
25. Peters, Robert (300)	HB	Baylor
26. Thompson, Frank (312)	T	Wake Forest
27. Thelan, Dave (324)	HB	Miami (Ohio)
28. Boykin, William (336)	T	Michigan State
29. Czaplak, Frank (348)	T	Missouri
30. Svendsen, Bernard (359)	C	Minnesota

1959 - NFL

1. Kreitting, Rich (11)	OE	Illinois
2. Schafrath, Dick (23)	OT	Ohio State
3. O'Brien, Francis (35)	OT	Michigan State
4a. Prnhst, Gary (37)	OE	Michigan (from Green Bay for E Len Ford)
4b. Lloyd, Dave (47)	C	Georgia
5a. Wooten, John (53)	G	Colorado (from Detroit for E Jim Gibbons)
5b. LeBeau, Dick (58)	DB	Ohio State
6a. Prestel, James (70)	T	Idaho (from New York for G Bob Mischak)
6b. Denton, Bob (71)	DE	College of Pacific
7. Miller, Gene (82)	T	Rice
8a. Placek, Robert (87)	QB	Michigan (from Chicago Cardinals for C Don Gillis)
8b. (choice traded to Green Bay for E Dick Deschaine)		
9. Wilson, Kirk (106)	P/K	UCLA
10. Zeman, Robert (119)	B	Wisconsin
11. King, Gerald (130)	G	Kent State
12. Palandrani, Francis (143)	T	North Carolina State
13. Reese, Ray (154)	LB	Bowling Green
14. Dubenion, Elbert (167)	HB	Bluffton
15. Salwocki, Tom (178)	C	Pittsburgh
16. Caleb, Jamie (191)	B	Grambling
17. Schmittan, Homer (202)	E	Tennessee Tech
18. Hill, Ed (215)	G	Miami (Ohio)
19. Schroeder, Joe (226)	T	Xavier
20. McClain, Albert (239)	T	Shaw (N.C.)
21. Fraser, James (250)	G	Wisconsin
22. Wenzel, Joe (263)	E	Lehigh
23. Gardner, Jim (274)	T	Duke
24. Goings, Russ (287)	G	Xavier
25. Spycholski, Ernie (298)	T	Ohio State
26. Floyd, Homer (311)	B	Kansas
27. Baker, Larry (322)	T	Bowling Green
28. Abodie, Pete (335)	E	Tulane
29. Nietupolski, Ronald (346)	T	Illinois
30. Ketchie, Carl (359)	B	Washington State

1960 - NFL

1. Houston, Jim (8)	E	Ohio State
2a. Stephens, Larry (18)	DT	Texas (from Pittsburgh with Steelers' 5th choice for E Darrel Brewster)
2b. Gault, Prentice (19)	FB	Oklahoma
3. Fichtner, Ross (33)	B	Purdue
4a. Brewer, John (41)	E	Mississippi (from Green Bay for HB Robert Freeman)
4b. Marshall, Jim (44)	DT	Ohio State
5a. Jarus, Bob (53)	FB	Purdue (from Green Bay for T Henry Jordan)
5b. (Browns' choice traded to Pittsburgh, see 2a.)		
6. Khayat, Robert (69)	G	Mississippi
7. Anderson, Taz (80)	FB	Georgia Tech
8. White, Bob (91)	B	Ohio State
9. Burford, Chris (105)	E	Stanford

10. Washington, Clyde (116).....	HB	Purdue
11. Franklin, Bob (127).....	QB	Mississippi
12. Mostardi, Rich (141).....	B	Kent State
13. Grecni, Rich (152).....	C	Ohio University
14. Dumbauld, Bill (163).....	T	West Virginia
15. Watkins, Thomas (177).....	HB	Iowa State
16. Waldon, James (188).....	QB	Wyoming
17. Coleman, Lovell (199).....	B	Western Michigan
18. Hanlon, Jack (213).....	B	Pennsylvania
19. Campbell, Jack (224).....	E	Toledo
20. Nelson, Bob (235).....	C	Wisconsin

1961 - NFL

1a. Crespino, Robert (10).....	E	Mississippi
(choice acquired from Detroit with LB Robert Long for QB Jim Ninowski)		
1b. (Browns' choice traded to Dallas for T Paul Dickson and Dallas' 1st draft choice in 1962)		
2. Nutting, Edward (27).....	T	Georgia Tech
(Browns' choice traded to Los Angeles for T Gene Selawski)		
4. Brown, John (55).....	T	Syracuse
5. Lucci, Mike (69).....	C	Tennessee
6a. Parker, Frank (79).....	T	Oklahoma State
(choice acquired from Detroit for T William McCullung)		
6b. (Browns' choice traded to St. Louis for E Don Fleming)		
7. Powell, Preston (97).....	B	Grambling
8a. Cox, Fred (110).....	HB	Pittsburgh
(choice acquired from Green Bay for FB Robert Jarus)		
8b. Frongillo, John (111).....	T	Baylor
9. Gibbs, Jake (125).....	QB	Mississippi
10a. Wolff, Wayne (129).....	G	Wake Forest
(choice acquired from Washington for HB Jim Wulff)		
10b. Ericson, Ken (139).....	E	Syracuse
11. Gault, Billy (153).....	B	TCU
12. Lage, Richard (167).....	E	Lenoir-Rhyne
13. Wilson, Jack (181).....	B	Duke
14. Lohman, Phil (195).....	C	Oklahoma
15. Taylor, Charles (209).....	B	Mississippi
16. Shoals, Roger (223).....	T	Maryland
17. Bird, Calvin (237).....	B	Kentucky
18. Morris, Ed (251).....	B	Indiana
19. Minihane, Robert (265).....	G	Boston University
20. Baker, Charles (279).....	T	Tennessee

1962 - NFL

1a. Collins, Gary (4).....	E	Maryland
(from Dallas along with T Paul Dickson for Browns' first choice in 1961)		
1b. Jackson, Leroy (11).....	B	Western Illinois
(rights to Jackson traded to Washington for rights to RB Ernie Davis)		
2a. Hinton, Charles (17).....	T	North Carolina Central
(from Minnesota for T Jim Prestel, RB Jamie Caleb and Vikings 11th round choice)		
2b. Stephens, Sandy (25).....	QB	Minnesota
3a. (Browns' choice traded to Dallas for G Duane Putnam)		
3b. Furman, John (42).....	QB	Texas-El Paso
(choice acquired from Green Bay for QB John Roach)		
4. Sczurek, Stan (53).....	G	Purdue
5. Rivera, Henry (67).....	HB	Oregon State
6. Tidmore, Sam (81).....	E	Ohio State
7. Havlicek, John (95).....	E	Ohio State
(Browns' choice traded to Detroit for DT Erroll Linden)		
8. Dickerson, Charles (123).....	T	Illinois
10a. Goerlitz, Gerald (129).....	C	Northern Michigan
(from Minnesota for T Robert Denton)		
10b. White, Albert (137).....	B	Capital
11a. Myers, Ronnie (142).....	E	Villanova
(from Minnesota, see 2a.)		
11b. McNeil, Clifton (151).....	E	Grambling
12. Stute, Ted (165).....	E	Ohio University
13. Gardner, Frank (179).....	T	North Carolina Central
14. Shorter, Jim (193).....	B	Detroit Mercy
15. Goosby, Tom (207).....	G	Baldwin-Wallace
16. Biodrowski, Dennis (221).....	E	Memphis
17. Harlan, Herbert (235).....	E	Baylor
18. Bishop, Sonny (249).....	QB	Fresno State
19. Anabo, John (263).....	QB	Fresno State
20. Flatley, Paul (277).....	B	Northwestern

1963 - NFL

1. Hutchinson, Tom (9).....	E	Kentucky
2. Kanicki, Jim (23).....	T	Michigan State

3. (Browns' choice traded to Los Angeles with DT Larry Stephens and Browns' 6th choice for QB Frank Ryan and HB Tom Wilson)		
4. Munsey, Bill (51).....	B	Minnesota
5a. (Browns' choice traded to Pittsburgh for RB Charley Scales)		
5b. Baker, Frank (68).....	B	Toledo
(from Detroit with RB Howard Cassidy and DE Bill Glass for RB Tom Watkins and DE Dave Lloyd)		
6a. Borghetti, Ernest (72).....	T	Pittsburgh
(from Minnesota for DB Tom Franchhouser, OT Erroll Linden, WR Charlie Ferguson and K Fred Cox)		
6b. Bloom, Tom (72).....	B	Purdue
(Philadelphia's choice awarded to Cleveland for improper waiver procedure involving Howard Cassidy)		
6c. (Browns' choice traded to Los Angeles, see 3.)		
7. (Browns' choice traded to Green Bay for RB Ernie Green)		
8. Sweeney, Walter (107).....	E	Syracuse
9. Raimsey, Dave (121).....	B	Michigan
10. Bobbitt, Jim (135).....	G	Michigan State
11. Graham, Art (149).....	WR	Boston College
12. Infante, Lindy (163).....	B	Florida
13. Katterhenrich, Dave (177).....	B	Ohio State
14. Faulkner, Staley (191).....	T	Texas
15. Reade, Lynn (205).....	T	Southern California
16. Kelly, Richard (219).....	OG	Georgia
17. Anderson, Richard (233).....	E	Penn State
18. Garvin, Bobby (247).....	T	Mississippi State
19. Sherman, Gary (261).....	LB	Bowling Green
20. Shaw, Steve (275).....	B	Vanderbilt

1964 - NFL

1. Warfield, Paul (11).....	WR	Ohio State
2. Truax, Bill (26).....	TE	LSU
3. (Browns' choice traded to Dallas for DT Ken Frost)		
4. Shackelford, Don (54).....	T	College of Pacific
5. Klein, Richard (67).....	T	Wichita State
6. (Browns' choice traded to Dallas for G Andy Cvercko)		
7. Odom, Sammy (95).....	LB	Northwestern State (La.)
8. Kelly, Leroy (110).....	HB	Morgan State
9. Briscoe, John (123).....	LB	Arizona
10a. Van Raaphorst, Richard (135).....	K	Ohio State
10b. Robinson, Bobby (138).....	G	Mississippi
(choice acquired from Minnesota for RB Tom Wilson)		
11. Versprille, Edward (151).....	FB	Alabama
12. Mitchell, Ed (166).....	T	Southern
13. Meehan, Bob (179).....	G	Syracuse
14. Sieg, Terry (194).....	HB	Virginia
15. Houtman, John (207).....	T	Michigan
16. Williams, Sidney (222).....	E	Southern
17. Bartolameoli, Larry (235).....	T	Western Michigan
18. Lewis, Sherman (250).....	HB	Michigan State
19. Higcher, Jim (263).....	G	Xavier
20. Archer, Dave (278).....	T	Syracuse

1965 - NFL

1. (Browns' choice traded to San Francisco for G Ted Connolly)		
2a. Garcia, James (17).....	T	Purdue
(from Chicago along with DB Lowell Caylor and Bears' 3rd round choice for TE Rich Kreitling)		
2b. Bussell, Gerry (22).....	HB	Georgia Tech
(choice acquired from Los Angeles for TE Bill Truax)		
2c. Johnson, Walter (27).....	DT	Los Angeles State
3a. Scott, Robert "Bo" (32).....	HB	Ohio State
(choice acquired from Chicago, see 2a.)		
3b. Maples, Bob (41).....	C	Baylor
4. (Browns' choice traded to Minnesota for DT Mike Bundra)		
5. Irwin, Bill (69).....	T	Mississippi
6a. Simkus, Arnold (72).....	T	Michigan
(from San Francisco for C Frank Morze)		
6b. Aldredge, Corwyn (83).....	E	Northwestern State (La.)
7. Lindsey, Dale (97).....	LB	Western Kentucky
8. Howell, Mike (111).....	QB	Grambling
9. Lane, Gary (125).....	QB	Missouri
10. Screen, Pat (139).....	QB	LSU
11. Cordill, Olie (153).....	HB	Memphis
12. Canale, Justin (167).....	G	Mississippi State
13. Pickett, Henry (181).....	HB	Baylor
14. Simrell, Dan (195).....	QB	Toledo
15. Gagner, Larry (209).....	T	Florida
16. Anthony, Mel (223).....	FB	Michigan

17. Boyette, John (237).....	T.....	Clemson
18. Arrington, Dick (251).....	G.....	Notre Dame
19. Orazen, Ed (265).....	G.....	Ohio State
20. Goldberg, Frank (279).....	LB.....	Central Michigan

1966 - NFL

1. Morin, Milt (14).....	TE.....	Massachusetts
2. Norton, Rick (29).....	QB.....	Kentucky
3. (Browns' choice traded to N.Y. Giants for DB Erich Barnes)		
4. Duranko, Pete (61).....	DE.....	Notre Dame
5a. Schultz, Randy (74).....	FB.....	Iowa State Teacher's (from Detroit for OT Roger Shoals)
5b. Fulford, Dan (78).....	E.....	Auburn
6a. Battle, James (90).....	DE.....	Southern (from N.Y. Giants for DT Mike Bundra)
6b. Hoaglin, Fred (93).....	C.....	Pittsburgh
7. Carter, Leroy (109).....	FL.....	Grambling
8. Talaga, Tom (123).....	OT.....	Notre Dame
9. Gregory, Jack (139).....	DE.....	Chattanooga
10. Leebetter, Monty (153).....	FL.....	Northwestern State (La.)
11. Fire, Tony (169).....	DT.....	Bowling Green
12. Czap, Rich (183).....	T.....	Nebraska
13. Boudreaux, James (199).....	DT.....	Louisiana Tech
14. Lammons, Pete (213).....	FL.....	Texas
15. Ellis, Bob (229).....	DB.....	Massachusetts
16. Ray, David (243).....	DB.....	Alabama
17. Modzelewski, Gene (259).....	T.....	New Mexico State
18. Harraway, Charlie (273).....	FB.....	San Jose State
19. Singer, Karl (289).....	DT.....	Purdue
20. Petro, Joe (303).....	DB.....	Temple

1967 - NFL

1. Matheson, Bob (18).....	LB.....	Duke
2. Conjar, Larry (46).....	FB.....	Notre Dame
3a. Cockroft, Don (55).....	K/P.....	Adams State (from N.Y. Giants for DE Jim Garcia)
3b. Barney, Eppie (72).....	WR.....	Iowa State
4a. Ward, Carl (83).....	HB.....	Michigan (from Atlanta for RB Charley Scales)
4b. Taffoni, Joe (98).....	T.....	Tennessee-Martin (Browns' choice traded to Dallas for G Joe Bob Isbell)
6. DeMarie, John (152).....	C.....	LSU
7. House, Bill (177).....	DT.....	Youngstown State
8. Devrow, Bill (205).....	DB.....	Southern Mississippi
9. Dowdy, Cecil (230).....	LB.....	Alabama
10. Copeland, James (255).....	G.....	Virginia
11. Sabatino, Bill (282).....	DE.....	Colorado
12. Fowler, Charles (308).....	DE.....	Houston
13. Andrews, Bill (333).....	LB.....	Southeastern Louisiana
14. Rogers, Floyd (360).....	DT.....	Clemson
15. Williamson, Dennis (386).....	DB.....	Wisconsin-Whitewater St.
16. Williams, Don (411).....	WR.....	Akron
17. Davis, Ben (439).....	HB.....	Defiance

1968 - NFL

1. Upshaw, Marvin (21).....	DE.....	Trinity (Tex.)
2. Garlington, John (47).....	LB.....	LSU
3a. Olszewski, Harry (64).....	G.....	Clemson (from Pittsburgh for OT John Brown and Steelers 10th round choice)
3b. Morrison, Reece (66).....	HB.....	Texas-San Marcos (from Washington along with QB Dick Shiner for QB Jim Ninowski)
3c. (Browns' choice traded to Los Angeles for DB George Youngblood)		
4. Meylan, Wayne (104).....	LB.....	Nebraska
5a. Wempe, Mike (131).....	OT.....	Missouri
5b. Jackson, Jackie (134).....	DB.....	Clemson (from Baltimore for P David Lee)
6a. James, Nathan (152).....	DB.....	Florida A&M (from N.Y. Giants for LB Vince Costello)
6b. (Browns' choice traded to Philadelphia for TE Ron Duncan)		
7. Brady, Dale (186).....	HB.....	Memphis
8. Schoen, Tom (212).....	DB.....	Notre Dame
9. Porter, David (238).....	DT.....	Michigan
10a. Greer, James (255).....	DE.....	Stephen F. Austin (from Pittsburgh, see 3a.)
10b. Mitchell, Alvin (267).....	DB.....	Morgan State
11. Alcorn, Jim (293).....	QB.....	Clarion State
12. Beutler, Tom (319).....	LB.....	Toledo
13. Sellers, Terry (348).....	DB.....	Georgia
14. Whippis, Edgar (374).....	FB.....	Jackson State
15. Baxter, Bob (400).....	FL.....	Memphis

16. Sievert, Dick (429).....	DE.....	Wisconsin-River Falls
17. McDuffie, Wayne (455).....	C.....	Florida State

1969 - NFL

1. Johnson, Ron (20).....	FB.....	Michigan
2. (Browns' choice traded to Washington for DE Ron Snidow)		
3a. Jenkins, Al (55).....	G.....	Tulsa (from Philadelphia for RB Larry Conjar)
3b. Glass, Charles "Chip" (72).....	TE.....	Florida State
4. Summers, Fred (98).....	DB.....	Wake Forest
5. Hooker, Fair (124).....	FL.....	Arizona State
6a. Adams, Larry (145).....	DT.....	TCU (from N.Y. Giants for QB Gary Lane)
6b. Righetti, Joe (150).....	DT.....	Waynesburg
7. Sumner, Walt (176).....	DB.....	Florida State
8. Reynolds, Chuck (202).....	C.....	Tulsa
9. Kamzelski, Ron (228).....	DT.....	Minnesota
10. Shelly, Greg (254).....	G.....	Virginia
11. Jones, Dave (280).....	FL.....	Kansas State
12. Davis, Dick (306).....	HB.....	Nebraska
13. Boutwell, Tom (332).....	QB.....	Southern Mississippi
14. Smaha, Jiggy (358).....	DT.....	Georgia
15. Stevenson, Joel (384).....	TE.....	Georgia Tech
16. Lowe, James (410).....	FL.....	Tuskegee
17. Oliver, Bob (436).....	DE.....	Abilene Christian

1970 - NFL

1a. Phipps, Mike (3).....	QB.....	Purdue (from Miami for WR Paul Warfield)
1b. McKay, Bob (21).....	T.....	Texas
2a. Jones, Joe (26).....	DE.....	Tennessee State (from New Orleans for LB John Brewer)
2b. Sherk, Jerry (47).....	DT.....	Oklahoma State
3. (Browns' choice traded to Dallas for QB Jerry Rhome)		
4. Stevenson, Rickey (99).....	B.....	Arizona
5. Engel, Steve (125).....	HB.....	Colorado
6. Cilek, Mike (151).....	QB.....	Iowa
7. Wycinsky, Craig (177).....	G.....	Michigan State
8. Davidson, Honester (203).....	S.....	Bowling Green
9. Brown, Geoff (229).....	LB.....	Pittsburgh
10. Yanchar, Bill (255).....	DT.....	Purdue
11. Benner, Gene (281).....	WR.....	Maine
12. Sanders, Jerry (307).....	K.....	Texas Tech
13. Roberts, Larry (333).....	HB.....	Central Missouri
14. Tharpe, Jim (359).....	LB.....	Lincoln (Mo.)
15. Homoly, Guy (385).....	CB.....	Illinois State
16. Redebaugh, John (411).....	TE/K.....	Bemidji State
17. Tabb, Charles (437).....	TE/RB.....	McMurry

1971 - NFL

1. Scott, Clarence (14).....	CB.....	Kansas State
2. Cornell, Robert "Bo" (40).....	HB.....	Washington
3a. Staroba, Paul (66).....	WR.....	Michigan
3b. Hall, Charles (68).....	LB.....	Houston (from Kansas City for DE Marvin Upshaw)
4. Pena, Robert "Bubba" (92).....	G.....	Massachusetts
5. Brown, Stanley (118).....	WR.....	Purdue
6a. Dieken, Doug (142).....	T.....	Illinois (from Chicago for WR Eppie Barney)
6b. Dixon, Jay (144).....	DE.....	Boston University
7. Jacobs, Bob (170).....	K.....	Wyoming
8. Zelina, Larry (196).....	HB.....	Ohio State
9. Levels, Wilmur (222).....	S.....	North Texas
10. Casteel, Steve (248).....	LB.....	Oklahoma
11. Sitchik, Mike (274).....	G.....	Northwestern
12. Blanchard, Felix "Tony" (300).....	TE.....	North Carolina
13. Jamula, Thad (326).....	T.....	Lehigh
14. Kingrea, Rick (352).....	LB.....	Tulane
15. Green, William "Bill" (378).....	CB.....	Western Kentucky
16. Smith, David (404).....	WR.....	Mississippi State
17. Dillon, Leo (430).....	C.....	Dayton

1972 - NFL

1. Darden, Thom (18).....	DB.....	Michigan
2a. Brooks, Clifford (45).....	DB.....	Tennessee State
2b. Sims, Lester (51).....	DE.....	Alabama (from Miami for LB Bob Matheson)
3. (Browns' choice traded to L.A. Rams with G Joe Taffoni for T Mitch Johnson and Minnesota's 5th round choice)		
4. (Browns' choice traded to Kansas City along with Browns' 3rd round		

choice in 1973 for WR Frank Pitts)		
5a. Hunt, George (122)	K.	Tennessee
5b. Kucera, Greg (128)	HB	Northern Colorado
(from Los Angeles, see 3.)		
6. Forey, Leonard (149)	G	Texas A&M
7. Wesley, Don (174)	OT	Maryland Eastern Shore
8. McKinnis, Hugh (201)	HB	Arizona State
9a. McKee, Larry (226)	G	Arizona
9b. Lefear, Billy (230)	WR/RB	Henderson (Ark.)
(from Baltimore for LB Tom Beutler)		
10. Mosler, Herschell (253)	DT	Northwestern Oklahoma
11. Long, Mel (278)	LB	Toledo
12. Chapman, Bernard (305)	DB	Texas-El Paso
13. Sipe, Brian (330)	QB	San Diego State
14. Stewart, Ed (357)	G	East Central (Okla.)
15. McCullar, Jewell (382)	LB	Chico State
16. Wakefield, Richard (409)	WR	Ohio State
17. Portz, William (434)	DB	Sterling (Ka.)

1973 - NFL

1a. Holden, Steve (16)	WR	Arizona State
(from N.Y. Giants along with 2nd round choice for DE Jack Gregory and CB Freddie Summers)		
1b. Adams, Pete (22)	G	Southern California
2a. Pruitt, Greg (30)	HB	Oklahoma
(from New York with Giants, see 1a.)		
2b. Steinke, Jim (47)	DB	Texas-San Marcos
3a. Crum, Bob (67)	DE	Arizona
(from Baltimore for C Fred Hoaglin)		
3b. (Browns' choice traded to Kansas City along with Browns' 4th round choice in 1972 for WR Frank Pitts)		
4a. Dorris, Andy (93)	LB	New Mexico State
(from Baltimore for K George Hunt)		
4b. Mattingly, Randy (100)	QB	Evansville
(Browns' choice traded to San Diego for DT George Wright)		
5. Green, Van (150)	DB	Shaw (N.C.)
(Browns' choice traded to Miami for C Bob DeMarco)		
(Browns' choice traded to Detroit for DT Jerry Rush)		
9. Wester, Curtis (228)	G	Texas A&M - Commerce
10. Humphrey, Tom (256)	T	Ablene Christian
11. Barisich, Carl (281)	DT	Princeton
12. Simmons, Stan (306)	TE	Lewis and Clark
13. Romaniszyn, Jim (334)	LB	Edinboro
14. Popelka, Robert (359)	DB	Southern Methodist
15. Sullivan, Dave (384)	WR	Virginia
16. Greenfield, George (412)	HB	Murray State
17. McClowry, Robert (437)	C	Michigan State

1974 - NFL

1. (Browns' choice traded to San Diego along with Browns' 2nd round choice in 1975 for LB Bob Babich and Chargers' 4th round choice in 1975)		
2. Corbett, Billy (40)	OT	Johnson C. Smith
3. (Browns' choice traded to Denver for QB Don Horn and a 6th round choice)		
4. (Browns' choice traded to Oakland for WR Gloster Richardson)		
5. Ilgenfritz, Mark (118)	DE	Vanderbilt
6a. Pritchett, Billy (146)	FB	West Texas A&M
(choice acquired from Buffalo)		
6b. (Browns' choice traded to Denver, see 3.)		
7a. Herrick, Bob (163)	WR	Purdue
(from St. Louis for LB Andy Dorris)		
7b. Sullivan, Gerry (171)	C/OT	Illinois
8a. (Browns' choice traded to Washington with T Mitch Johnson for a 3rd round choice in 1973)		
8b. Brown, Eddie (199)	DB	Tennessee
(from Buffalo for LB Rick Kingrea)		
9. Scott, Dan (224)	G	Ohio State
10a. Puestow, Mike (238)	WR	North Dakota State
(from Chicago for QB Randy Mattingly)		
10b. (Browns' choice traded to Buffalo for TE Jan White)		
11. Gooden, Tom (274)	K.	Harding
12. McNeil, Ron (302)	DE	North Carolina Central
13. Seifert, Mike (327)	DE	Wisconsin
14. Hunt, Bob (352)	HB	Heidelberg
15. Terrell, Ransom (380)	LB	Arizona
16. Anderson, Preston (407)	DB	Rice
17. Buchanan, Carlton (430)	DT	Southwestern Oklahoma St.

1975 - NFL

1. Mitchell, Mack (5)	DE	Houston
2. (Browns' choice traded to San Diego with Browns' 1st round choice in		

1974 for LB Bob Babich and Chargers' 4th round choice in 1974)		
3. Roan, Oscar (57)	TE	Southern Methodist
4a. Peters, Tony (82)	DB	Oklahoma
4b. (Browns' choice with LB Bob Babich traded to New England for WR Reggie Rucker)		
5a. Zimba, John (109)	DE	Villanova
5b. Cope, Jim (119)	LB	Ohio State
(from Detroit for CB Ben Davis)		
6a. (Browns' choice traded to San Diego for TE James Thaxton)		
6b. Miller, Charles (150)	DB	West Virginia
(from Washington for WR Paul Staroba)		
6c. Hynoski, Henry (154)	HB	Temple
(from Oakland for WR Frank Pitts)		
7. Wang, Merle (161)	OT	TCU
8. Santini, Barry (186)	TE	Purdue
9a. Poole, Larry (213)	HB	Kent State
9b. Hogan, Floyd (215)	DB	Arkansas
(from Kansas City for DE Bob Briggs)		
10. Lewis, Stan (238)	DE	Wayne State (Neb.)
11. Marinelli, Tom (265)	G	Boston College
12. Ambrose, Dick (290)	LB	Virginia
13. Armslead, Willie (317)	WR	Utah
14. Barrett, Tim (342)	HB	John Carroll
15. Moore, Willie (369)	DT	Johnson C. Smith
16. McKay, John (394)	WR	Southern California
17. Graf, Dave (421)	LB	Penn State

1976 - NFL

1. Pruitt, Mike (7)	HB	Purdue
2. (Browns' choice traded to Oakland for LB Gerald Irons and Raiders' 9th round choice)		
3. Logan, Dave (65)	WR/TE	Colorado
4a. Swick, Gene (97)	QB	Toledo
(from Philadelphia for CB Clifford Brooks)		
4b. St. Clair, Mike (99)	DE	Grambling
5. Sheppard, Henry (130)	OT	Southern Methodist
6. (Browns' choice traded to Chicago for Glen Holloway)		
7. Cassidy, Steve (189)	DT	LSU
8. (Browns' choice traded to Buffalo for S Neal Craig)		
9a. Reed, James (242)	HB	Mississippi
9b. Nagel, Craig (261)	QB	Purdue
(from Oakland, see 2.)		
10. Kleber, Doug (271)	OT	Illinois
11. Celek, Chuck (297)	DE	Kent State
12. (Browns' choice traded to Houston for WR Willie Miller)		
13. Murray, Brian (354)	OT	Arizona
14. Smalzer, Joe (381)	TE	Illinois
15. Philpoy, Luther (408)	DB	Loyola Marymount
16. Lorenzen, Chris (438)	DT	Arizona State
17. Fleming, Tom (465)	WR	Dartmouth

1977 - NFL

1. Jackson, Robert L. (17)	LB	Texas A&M
2. Skladany, Tom (46)	P/K	Ohio State
(rights later traded to Detroit for 3rd round choice in 1978 and a 7th round choice in 1979)		
3. (Browns' choice traded to Buffalo with 6th round choice for DT Earl Edwards)		
4a. Davis, Oliver (102)	DB	Tennessee State
4b. Sims, Robert "Mickey" (110)	DT	South Carolina State
(from Chicago for QB Mike Phipps)		
5. (Browns' choice traded to San Diego for DE Ron East)		
6. (Browns' choice traded to Buffalo, see 3.)		
7a. Randle, Ken (173)	WR	Southern California
(from Atlanta for DE Ron East)		
7b. Smith, Blane (184)	TE	Purdue
7c. Lingenfeller, Bob (188)	OT	Nebraska
(from St. Louis for S Neal Craig)		
8. Armstrong, Bill (213)	DB	Wake Forest
9. Brown, Daryl (240)	KR	Tufts
10. Burkett, Tom (269)	T	North Carolina
11. Nash, Charles (296)	WR	Arizona
12. Tierney, Leo (325)	C	Georgia Tech

1978 - NFL

1a. Matthews, Clay (12)	LB	Southern California
1b. Newsome, Ozzie (23)	WR	Alabama
(from Los Angeles with 4th round choice for 1st round choice obtained for QB Mike Phipps)		
2. Evans, Johnny (39)	P/QB	North Carolina State

- 3a. Collins, Larry (67).....HB.....Texas A&M - Kingsville
(choice acquired from Detroit along with 7th round choice in 1979 for rights to P Tom Skladany)
- 3b. Miller, Mark (68).....QB.....Bowling Green
- 4a. (Browns' choice to Miami along with 7th round choice as compensation for signing WR Paul Warfield)
- 4b. Pullara, Pete (103).....G.....Chattanooga
(from Los Angeles, see 1b.)
5. Wright, Keith (122).....FL.....Memphis
6. Pitts, Al (149).....C.....Michigan State
7. (Browns' choice to Miami, see 4a.)
8. Turnbow, Jesse (205).....DT.....Tennessee
9. Kramer, Jon (234).....OG.....Baylor
10. Gillard, Larry (261).....OT.....Tennessee
11. Gillard, Larry (290).....DT.....Mississippi State
12. Biedermann, Leo (317).....OT.....California

1979 - NFL

- 1a. (Browns' choice traded to San Diego for 1st and 2nd round choices)
- 1b. Adams, Willis (20).....WR.....Houston
(from San Diego, see 1a.)
- 2a. Johnson, Lawrence (40).....CB.....Wisconsin
- 2b. Clapham, Sam (47).....OT.....Oklahoma
(from San Diego, see 1a.)
3. Ramey, James (70).....DE.....Kentucky
4. Miller, Matt (95).....OT.....Colorado
- 5a. (Browns' choice traded to Los Angeles along with TE Oscar Roan for Rams' 5th and 6th round picks)
- 5b. Dimler, Rich (124).....DT.....Southern California
(from Los Angeles, see 5a.)
- 6a. Burrell, Clinton (151).....DB.....LSU
- 6b. Ronan, Jim (163).....DT.....Minnesota
(from Los Angeles, see 5a)
- 7a. (Browns' choice traded to Oakland along with 12th round pick for Raiders' 7th and 9th round selections)
- 7b. (Browns' choice traded to Philadelphia for RB Tom Sullivan)
- 7c. Risien, Cody (183).....OT.....Texas A&M
(from Oakland, see 7a.)
8. Perkov, Kent (204).....DE.....San Diego State
- 9a. McGee, Carl (234).....LB.....Duke
- 9b. Weathers, Curtis (241).....TE.....Mississippi
(from Oakland, see 7a.)
10. Smith, John (261).....WR.....Tennessee State
11. Poeschl, Randy (287).....DE.....Nebraska
- 12a. Methvin, Dewitt (315).....C.....Tulane
(choice acquired from Washington for DE Joe Jones)
- 12b. (Browns' choice traded to Oakland, see 7a.)

1980 - NFL

- 1a. (Browns' 1st and 6th round choices traded to Los Angeles for Rams' 1st, 2nd, 4th and 5th round choices)
- 1b. White, Charles (27).....RB.....Southern California
(choice acquired from Los Angeles, see 1a.)
- 2a. (Browns' choice along with 5th round choice traded to Denver for DE Lyle Alzado)
- 2b. Crosby, Cleveland (54).....DE.....Arizona
(from Los Angeles, see 1a.)
3. Odom, Cliff (72).....LB.....Texas-Arlington
- 4a. Crews, Ron (99).....DE.....Nevada-Las Vegas
- 4b. McDonald, Paul (109).....QB.....Southern California
(from Los Angeles, see 1a.)
- 5a. Franks, Elvis (116).....DE.....Morgan State
(from Los Angeles, see 1a.)
- 5b. (Browns' choice traded to Oakland for G George Buehler)
- 5c. (Browns' choice traded to Denver, see 2a.)
- 6a. (Browns' choice traded to San Diego for RB Rickey Anderson)
- 6b. (Browns' choice traded to Los Angeles, see 1a.)
7. (Browns' choice traded to New York Giants for DE Jack Gregory)
8. Copeland, Jeff (209).....LB.....Texas Tech
9. Dewalt, Roy (236).....RB.....Texas-Arlington
10. Fidel, Kevin (263).....C.....San Diego State
11. Sales, Roland (294).....RB.....Arkansas
12. Jackson, Marcus (321).....DT.....Purdue

1981 - NFL

1. Dixon, Hanford (22).....CB.....Southern Mississippi
2. (Browns' choice traded to Buffalo along with 3rd round choice in 1982 for G Joe DeLamielleure)
3. (Browns' choice traded to Denver along with 2nd and 5th round choices in 1980 for DE Lyle Alzado)

- 4a. Robinson, Mike (92).....DE.....Arizona
(choice acquired from Washington along with 5th and 10th round choice for S Tony Peters)
- 4b. (Browns' choice traded to San Diego for LB Don Goode)
5. Cox, Steve (134).....PIK.....Arkansas
6. Simmons, Ron (160).....DT.....Florida State
7. Johnson, Eddie (187).....LB.....Louisville
8. (Browns' choice traded to New York Jets for DE Marshall Harris)
9. Schleusener, Randy (244).....G.....Nebraska
- 10a. (Browns' choice traded along with another 10th round choice to Washington for 8th round choice in 1982)
- 10b. (Browns' choice traded to Washington, see 10a.)
- 10c. Prater, Dean (271).....DT.....Oklahoma State
11. Friday, Larry (298).....S.....Mississippi State
12. McGill, Kevin (325).....T.....Oregon

1982 - NFL

1. Banks, Chip (3).....LB.....Southern California
2. Baldwin, Keith (31).....DE.....Texas A&M
3. (Browns' choice traded to Buffalo with Browns' 2nd round choice in 1981 for G Joe DeLamielleure)
4. Walker, Dwight (87).....RB/WR.....Nicholls State (La.)
5. Baab, Mike (115).....C/G.....Texas
- 6a. (Browns' choice traded to Dallas for LB Bruce Huther)
- 6b. Whitwell, Mike (162).....WR.....Texas A&M
(from Denver for LB Robert L. Jackson)
7. (Browns' choice traded to Buffalo for RB Terry Miller)
- 8a. Kafentzis, Mark (199).....S.....Hawaii
- 8b. Hefflin, Van (204).....TE.....Vanderbilt
(from Oakland for DE Lyle Alzado)
- 8c. Jackson, Bill (211).....S.....North Carolina
(from Washington for 10th round choice in 1981)
9. Baker, Milton (227).....TE.....West Texas A&M
10. Floyd, Ricky (255).....RB.....Southern Mississippi
11. Michuta, Steve (282).....QB.....Grand Valley State
12. Nicolas, Scott (310).....LB.....Miami (Fla.)

1983 - NFL

1. (Browns' choice traded to Buffalo along with Browns' 3rd round choice in 1984 and 5th round choice in 1985 for LB Tom Cousineau)
2. Brown, Ron (41).....WR.....Arizona State
3. Camp, Reggie (68).....DE.....California
4. (Browns' choice traded to San Diego for LB Don Goode)
5. Contz, Bill (122).....T.....Penn State
- 6a. Stracka, Tim (145).....TE.....Wisconsin
(from Chicago for C Gerry Sullivan)
- 6b. Puzzioli, Dave (149).....NT.....Pittsburgh
- 7a. Belk, Rocky (176).....WR.....Miami (Fla.)
(from Chicago for LB Bruce Huther)
- 7b. (Browns' choice traded to Philadelphia for DE Thomas Brown)
8. McClean, Mike (209).....G/T.....Temple
9. (Browns' choice traded to San Francisco for K Matt Bahr)
10. Hopkins, Thomas (262).....T.....Alabama A&M
- 11a. Green, Boyce (288).....RB.....Carson-Newman
- 11b. McAdoo, Howard (305).....LB.....Michigan State
(from L.A. Raiders for Greg Pruitt)
12. Farren, Paul (316).....C/T.....Boston University

1984 - NFL

1. Rogers, Don (18).....S.....UCLA
- 2a. Rockins, Chris (48).....S.....Oklahoma State
(from L.A. Rams for negotiating rights to WR Ron Brown)
- 2b. Davis, Bruce (50).....WR.....Baylor
3. (Browns' choice traded to Buffalo along with Browns' 1st round choice in 1983 and 5th round choice in 1985 for LB Tom Cousineau)
- 4a. Bolden, Rickey (104).....TE.....Southern Methodist
(from Denver for WR Dave Logan)
- 4b. Brennan, Brian (104).....WR.....Boston College
5. Piepkorn, Dave (131).....T.....North Dakota State
6. Nugent, Terry (153).....QB.....Colorado State
7. Dumont, Jim (190).....LB.....Rutgers
8. (Browns' choice traded to N.Y. Jets for WR Bobby Jones)
- 9a. Jones, Don (228).....WR.....Texas A&M
(choice acquired from Philadelphia for LB Bill Cowher)
- 9b. (Browns' choice traded to Chicago along with Browns' 10th, 11th and 12th round choices in 1984 for Bears' three picks in 1984 supplemental draft of players under contract to another league)
- 10a. (Browns' choice traded to Chicago, see 9b.)
- 10b. Byner, Earnest (280).....RB.....East Carolina
(choice acquired from L.A. Raiders for G-T Henry Sheppard)

11. (Browns' choice traded to Chicago, see 9b.)
 12. (Browns' choice traded to Chicago, see 9b.)

1984 USFL Supplemental Draft

- 1a. Mack, Kevin (11).....RB.....Clemson
 (choice acquired from Chicago for Browns' 9th, 10th, 11th and 12th round choices in 1984 NFL Draft)
 1b. Johnson, Mike (18).....LB.....Virginia Tech
 2a. McNeil, Gerald (44).....WR.....Baylor
 (Choice acquired from Chicago, see 1a.)
 2b. Robison, Tommy (50).....T.....Texas A&M
 3a. West, Doug (71).....LB.....UCLA
 (choice acquired from Chicago, see 1a)
 3b. Bond, John (77).....QB.....Mississippi State

1985 - NFL

1. (Browns' choice traded to Buffalo along with 1st round choice in 1986, 3rd round choice in 1985 and 6th round choice in 1986 for Buffalo's first pick in 1985 supplemental draft)
 2. Allen, Greg (35).....RB.....Florida State
 3. (Browns' choice traded to Buffalo, see 1.)
 4. (Browns' choice traded to Miami for WR Duriel Harris)
 5. (Browns' choice traded to Buffalo along with Browns' 1st round choice in 1983 and 3rd round choice in 1984 for LB Tom Cousineau)
 6. Krerowicz, Mark (147).....G.....Ohio State
 7. Langhorne, Reggie (175).....WR.....Elizabeth City State
 8. Banks, Fred (203).....WR.....Liberty
 9. (Browns' choice traded to Philadelphia for DE Carl Hairston)
 10. Williams, Larry (259).....G.....Notre Dame
 11. Tucker, Travis (287).....TE.....S. Connecticut State
 12. Swanson, Shane (315).....WR.....Nebraska

1985 NFL Supplemental Draft

1. Kosar, Bernie (1).....QB.....Miami (Fla.)
 (from Buffalo for 1st round choice in 1985 and 1986, 3rd round choice in 1985 and 6th round choice in 1986)

1986 - NFL

1. (Browns' choice traded to Buffalo along with 1st round choice in 1985 3rd round in 1985 and a 6th round choice in 1986 for Buffalo's first pick in 1985 supplemental draft)
 2. Slaughter, Webster (43).....WR.....San Diego State
 3. (Browns' choice traded to Detroit for QB Gary Danielson)
 4. (Browns' choice traded to L.A. Rams for WR Terry Greer)
 5. Miller, Nick (127).....LB.....Arkansas
 6. (Browns' choice traded to Buffalo, see 1.)
 7a. Meyer, Jim (167).....T.....Illinois State
 7b. Norseth, Mike (174).....QB.....Kansas
 (from Kansas City for RB Boyce Green)
 8. (Browns' choice traded to Philadelphia for LB Anthony Griggs)
 9. Taylor, Danny (238).....DB.....Texas-El Paso
 10. Smith, Willie (265).....TE.....Miami (Fla.)
 11. Dausin, Randy (292).....G.....Texas A&M
 12. Simmons, King (319).....CB.....Texas Tech

1987 - NFL

1. Junkin, Mike (5).....LB.....Duke
 (from San Diego along with second round choice for Browns' first and second round choices and LB Chip Banks)
 2. Rakoczy, Gregg (32).....OT/C.....Miami (Fla.)
 (from San Diego, see round 1.)
 3a. Manoa, Tim (80).....FB.....Penn State
 3b. Jaeger, Jeff (82).....K.....Washington
 (from L.A. Rams in exchange for Browns' 4th, 5th and 12th round picks)
 4. (Browns' choice to L.A. Rams, see 3b.)
 5. (Browns' choice to L.A. Rams, see 3b.)
 6. Bragg, Stephen (165).....DB.....Texas
 7. (Browns' choice to Green Bay for WR John Jefferson)
 8. Bullitt, Steve (220).....LB.....Texas A&M
 9. (Browns' choice to Indianapolis for QB Mike Pangel)
 10. Winters, Frank (276).....C.....Western Illinois
 11. Brewton, Larry (303).....DB.....Temple
 12. (Browns' choice to L.A. Rams, see 3b.)

1988 - NFL

1. Charlton, Clifford (21).....LB.....Florida
 2. Perry, Michael Dean (50).....DL.....Clemson
 3. Walters, Van (77).....LB.....Indiana
 4. Blaylock, Anthony (103).....CB.....Winston-Salem State
 5. (Browns' choice traded to Phoenix for DE Al Baker)
 6. (Browns' choice traded to Philadelphia along with CB D.D. Hoggard

- for DL Chris Pike)
 7. Gash, Thane (188).....S.....East Tennessee State
 8. Birden, J.J. (216).....WR.....Oregon
 9. Copeland, Danny (244).....S.....Eastern Kentucky
 10. Washington, Brian (272).....S.....Nebraska
 11. Hawkins, Hendley (300).....WR.....Nebraska
 12. Slayden, Steve (328).....QB.....Duke

1989 - NFL

1. Metcalf, Eric (13).....RB.....Texas
 (from Denver for Browns' 1st, 2nd, 5th and 9th round choices)
 2. Tillman, Lawyer (31).....WR.....Auburn
 (from Green Bay along with 5th round choice for Browns' 3rd and 5th round choices, 1990 1st round choice and RB Herman Fontenot)
 3. (Browns' choice to Green Bay, see round 2.)
 4. Stewart, Andrew (107).....DE.....Cincinnati
 5a. Kramer, Kyle (114).....S.....Bowling Green
 (from Green Bay, see 2.)
 5b. Joines, Vernon (116).....WR.....Maryland
 (from Kansas City for LB Mike Junkin)
 6. Wilkerson, Gary (160).....CB.....Penn State
 7. Graybill, Mike (187).....OT.....Boston University
 8. Acells, Rick (214).....TE.....S.E. Missouri State
 9. (Browns' selection traded to Denver, see round 1.)
 10. Buddenberg, John (274).....OT.....Akron
 11. Plocki, Dan (301).....K.....Maryland
 12. Brown, Marlon (328).....LB.....Memphis

1990 - NFL

1. (Browns' choice traded to Green Bay along with 1989 2nd, 3rd and 5th round choices and RB Herman Fontenot for Packers' 1989 second and 5th round choices)
 2. Hoard, Leroy (45).....RB.....Michigan
 3. Pleasant, Anthony (73).....DE.....Tennessee State
 4. Barnett, Harlon (101).....S.....Michigan State
 5. Burnett, Rob (129).....DE.....Syracuse
 6. Hilliard, Randy (157).....CB.....Northwestern State (La.)
 7a. Galbraith, Scott (178).....TE.....Southern California
 7b. (Browns' choice traded to San Diego for RB Barry Redden)
 8. Jones, Jock (212).....LB.....Virginia Tech
 9. Rowell, Eugene (240).....WR.....Southern Mississippi
 10. Wallace, Mike (268).....CB.....Jackson State
 11. Gordon, Clemente (296).....QB.....Grambling
 12. Simien, Kerry (323).....WR.....Texas A&M - Kingsville

1991 - NFL

1. Turner, Eric (2).....S.....UCLA
 2. King, Ed (29).....G.....Auburn
 3. Jones, James (57).....DL.....Northern Iowa
 4. Sagapolutele, Pio (85).....DL.....San Diego State
 5. (Browns' choice traded to Miami for 1990 7th round choice)
 6. Jackson, Michael (141).....WR.....Southern Mississippi
 7. (Browns' choice traded to Green Bay for RB Brent Fullwood)
 8. Conover, Frank (197).....DL.....Syracuse
 9a. Irvin, Ray (225).....CB.....Central Florida
 9b. Wiggins, Shawn (239).....WR.....Wyoming
 (from Seattle for DL Bob Buczkowski)
 10. Greenfield, Brian (252).....P.....Pittsburgh
 11. Jones, Todd (280).....OL.....Henderson State
 12. Austin, Elijah (308).....DL.....North Carolina State

1992 - NFL

1. Vardell, Tommy (9).....RB.....Stanford
 2a. (Browns' choice traded to Dallas along with Browns' 5th round choice for Cowboys' 2nd, 3rd, 6th, 8th and 12th round choices)
 2b. Rowe, Patrick (52).....WR.....San Diego State
 (choice from Dallas, see 2a.)
 3a. Johnson, Bill (65).....DL.....Michigan State
 3b. Dixon, Gerald (78).....LB.....South Carolina
 (choice from Dallas, see 2a.)
 4. (Browns' choice traded to Philadelphia for OL Ken Reeves)
 5. (Browns' choice to Dallas, see 2a.)
 6a. Smith, Rico (143).....WR.....Colorado
 (choice from Tampa Bay for Browns' 6th and 8th round choices)
 6b. (Browns' choice to Tampa Bay, see 6a.)
 7. Jones, Selwyn (177).....DB.....Colorado State
 8a. (Browns' choice from Dallas to Tampa Bay, see 6a.)
 8b. (Browns' choice to New England for OL Freddie Childress)
 9. Hill, Tim (233).....DB.....Kansas
 10. Lowe, Marcus (260).....DT.....Baylor

11. Olobia, Augustin (289)	WR	Washington State
12a. McCant, Keithen (316)	QB	Nebraska
12b. Simpson, Tim (329)	OL	Illinois
(choice from Dallas, see 2a.)		

1993 - NFL

1a. (Browns' choice traded to Denver for 1st and 3rd round choices)		
1b. Everitt, Steve (14)	C/G	Michigan
(from Denver, see 1a.)		
2. Footman, Dan (42)	DE	Florida State
3a. (Browns' choice traded to Detroit for DT Jerry Ball)		
3b. Caldwell, Mike (83)	LB	Middle Tennessee State
(from Denver, see 1a.)		
4. (Browns' choice traded to Chicago for C Jay Hilgenberg)		
5. Arvie, Herman (124)	OT	Grambling
6. McKenzie, Rich (153)	LB	Penn State
7. Hill, Travis (180)	LB	Nebraska
8. (Browns choice traded to the L.A. Rams for LB Frank Stams)		

1994 - NFL

1a. Langham, Antonio (9)	CB	Alabama
1b. Alexander, Derrick (29)	WR	Michigan
(from Philadelphia in exchange for the Browns' 2nd round choice and a 2nd round choice in the 1995 draft)		
2. (Browns' choice to Philadelphia, see 1b.)		
3. Bandison, Romeo (75)	DT	Oregon
4. (Browns' choice traded to Miami for OL Gene Williams)		
5. Booth, Issac (141)	DB	California
6. Strait, Robert (171)	FB	Baylor
7. Hewitt, Hamza (203)	OT	Clemson

1995 - NFL

1a. (Browns' choice to San Francisco for 49ers' 1st, 3rd and 4th round choices and 1996 1st round pick)		
1b. Powell, Craig (30)	LB	Ohio State
(from San Francisco, see 1a.)		
2. (Browns' choice to Philadelphia along with 1994 2nd round choice for Eagles' 1994 1st round choice)		
3a. Zeier, Eric (84)	QB	Georgia
3b. Frederick, Mike (94)	DE	Virginia
(from San Francisco, see 1a.)		
4a. (Browns' choice traded to Jacksonville for 1995 5th round choice and 1996 6th round choice)		
4b. (Browns' choice traded to Philadelphia for 5th round choice and 1996 5th round choice)		
5a. Pupua, Tau (136)	DT	Weber State
(from Jacksonville, see 4a.)		
5b. Miller, Mike (147)	WR	Notre Dame
(from Philadelphia, see 4b.)		
6. (Browns' choice traded to San Diego for CB Donald Frank)		
7. Tellison, A.C. (231)	WR	Miami (Fla.)
(from New England for the Browns' 1995 7th round choice)		

1999 - NFL

1. Couch, Tim (1)	QB	Kentucky
2a. Johnson, Kevin (32)	WR	Syracuse
2b. Abdullah, Rahim (45)	LB	Clemson
3a. McCutcheon, Daylon (62)	DB	Southern California
3b. Smith, Marquis (76)	DB	California
4a. (Browns' choice traded to San Francisco along with a 5th round choice for QB Ty Detmer and the 49ers' 4th round choice)		
4b. (Browns choice traded to San Francisco for FB Marc Edwards)		
4c. Rainer, Wali (124)	LB	Virginia
(choice from San Francisco, see 4a.)		
5a. (Browns' choice traded to San Francisco, see 4a.)		
5b. Chiaverini, Darrin (148)	WR	Colorado
6a. (Browns' choice traded to Seattle for two 6th round choices)		
6b. Spriggs, Marcus (174)	DT	Troy
(from Chicago for a 6th round and two 7th round choices)		
6c. Ogle, Kendall (187)	LB	Maryland
(from Seattle, see 6a.)		
6d. Dearth, James (191)	TE	Tarleton State
(from Seattle, see 6a.)		
7a. Hill, Madre (207)	RB	Arkansas
7b. (Browns' choice traded to Chicago, see 6b.)		
7c. (Browns' choice traded to Chicago, see 6b.)		

2000 - NFL

1. Brown, Courtney (1)	DE	Penn State
2. Northcutt, Dennis (32)	WR	Arizona
3a. Prentice, Travis (63)	RB	Miami (Ohio)

3b. Dawson, JaJuan (79)	WR	Tulane
4a. Sanders, Lewis (95)	CB	Maryland
4b. Shea, Aaron (110)	TE	Michigan
5a. Malbrough, Anthony (130)	DB	Texas Tech
5b. Chapman, Lamar (146)	DB	Kansas State
6a. Wynn, Spergon (183)	QB	Texas-San Marcos
6b. Bedell, Brad (206)	OL	Colorado
7a. Savea, Manuia (207)	OL	Arizona
7b. Chandler, Eric (209)	DL	Jackson State
(from Chicago along with 7th round choice for three 7th round choices)		
7c. (Browns' choice traded to Chicago, see 7b.)		
7d. Barnes, Rashidi (225)	S	Colorado
(choice from Chicago, see 7b.)		
7f. (Browns' choice traded to Chicago, see 7b.)		
7g. (Browns' choice traded to Chicago, see 7b.)		

2001 - NFL

1. Warren, Gerard (3)	DT	Florida
2. Morgan, Quincy (33)	WR	Kansas State
3. Jackson, James (65)	RB	Miami (Fla.)
4. Henry, Anthony (97)	DB	South Florida
5. Pharms, Jeremiah (134)	LB	Washington
6. Jameson, Michael (165)	DB	Texas A&M
7a. Zukauskas, Paul (203)	OL	Boston College
7b. King, Andre (245)	WR	Miami (Fla.)
(compensatory selection)		

2002 - NFL

1. Green, William (16)	RB	Boston College
2. Davis, Andre' (47)	WR	Virginia Tech
3. Fowler, Melvin (76)	OL	Maryland
4a. Bentley, Kevin (101)	LB	Northwestern
4b. Taylor, Ben (111)	LB	Virginia Tech
4c. Sanders, Darnell (122)	TE	Ohio State
5. Davis, Andra (141)	LB	Florida
7. Gonzalez, Joaquin (227)	OL	Miami (Fla.)

2003 - NFL

1. Faine, Jeff (21)	C	Notre Dame
2. Thompson, Chaun (52)	LB	West Texas A&M
3. Crocker, Chris (84)	DB	Marshall
4. Suggs, Lee, Jr. (115)	RB	Virginia Tech
5a. Pontbriand, Ryan (142)	LS	Rice
(from Minnesota for DL Stalin Colinet)		
5b. Lehan, Michael (152)	DB	Minnesota
6. Garay, Antonio (195)	DE	Boston College

2004 - NFL

1a. Kellen Winslow (6)	TE	Miami (Fla.)
(from Detroit along with 2nd round choice for Lions' 1st round choice)		
1b. (Browns choice traded to Detroit, see 1a.)		
2a. (Browns choice traded to Detroit, see 1a.)		
2b. Jones, Sean (59)	S	Georgia
(from Indianapolis along with 3rd, 5th and 6th round choices for Colts' 2nd and 5th round choices)		
3. (Browns' choice traded to Indianapolis, see 2b.)		
4. McCown, Luke (106)	QB	Louisiana Tech
5a. (Browns' choice traded to Indianapolis, see 2b.)		
5b. Gordon, Amon (161)	DL	Stanford
(from Indianapolis, see 2b.)		
6a. (Browns choice traded to Indianapolis, see 2b.)		
6b. Chambers, Kirk (176)	OL	Stanford
(from Buffalo for TE Mark Campbell)		
7. Echemandu, Adimchinobe (208)	RB	California

2005 - NFL

1. Edwards, Braylon (3)	WR	Michigan
2. Pool, Brodney (34)	DB	Oklahoma
3. Frye, Charlie (67)	QB	Akron
4. Perkins, Antonio (103)	DB	Oklahoma
5. McMillan, David (139)	DE/LB	Kansas
6a. Speegle, Nick (176)	LB	New Mexico
6b. Hoffman, Andrew (203)	DL	Virginia
(from Tampa Bay for QB Luke McCown)		
7. Dunn, Jonathan (217)	OL	Virginia Tech

2006 - NFL

1. Wimbley, Kamerion (13)	LB	Florida State
2. Jackson, D'Owell (34)	LB	Maryland
3. Wilson, Travis (78)	WR	Oklahoma
4a. Williams, Leon (110)	LB	Miami (Fla.)

4b. Sowell, Isaac (112).....	OL	Indiana
5a. Harrison, Jerome (145).....	RB	Washington State
5b. Minter, Demario (152).....	DB	Georgia
6a. Vickers, Lawrence (180).....	FB	Colorado
6b. Oshinowo, Babatunde (181).....	DT	Stanford
7. Hamilton, Justin (222).....	S	Virginia Tech

2007 - NFL

1a. Thomas, Joe (3).....	OT	Wisconsin
1b. Quinn, Brady (22).....	QB	Notre Dame
(from Dallas for Browns 2nd round choice and 2008 1st round choice)		
2a. (Browns' choice traded to Dallas, see 1b.)		
2b. Wright, Eric (53).....	DB	Nevada-Las Vegas
(from Dallas along with 6th round choice for the Browns 3rd, 4th and 6th round choices)		
3. (Browns' choice traded to Dallas, see 2b.)		
4. (Browns' choice traded to Dallas, see 2b.)		
5. McDonald, Brandon (140).....	DB	Memphis
6a. (Browns' choice traded to Dallas, see 2b.)		
6b. Purcell, Melia (200).....	DL	Hawaii
(from Dallas along with a 7th round choice for Browns' 6th round choice)		
7a. Pittman, Chase (213).....	DL	LSU
7b. Slepotev, Syndric (234).....	WR	Arizona
(from Dallas, see 6b.)		

2008 - NFL

1. (Browns' choice along with 2007 2nd round choice traded to Dallas for QB Brady Quinn)		
2. (Browns' choice traded to Green Bay for DE Corey Williams)		
3. (Browns' choice traded to Detroit for DL Shaun Rogers)		
4a. Bell, Beau (104).....	LB	Nevada-Las Vegas
4b. Rucker, Martin (111).....	TE	Missouri
(from Dallas for Browns' 2009 3rd round choice)		
5. (choice traded to Dallas along with 2008 fourth round pick to move up in the fourth round to select LB Beau Bell)		
6a. Rubin, Ahtyba (190).....	DT	Iowa State
6b. Hubbard, Paul (191).....	WR	Wisconsin
(from Philadelphia for Browns' 2009 5th round choice)		
7. Hall, Alex (231).....	LB	St. Augustine's

2009 - NFL

1a. (Browns' choice traded to N.Y. for Jets' 1st and 2nd round choices and DE Kenyon Coleman, DB Abram Elam and QB Brett Ratliff)		
1b. (Browns' choice traded to Tampa Bay for 1st and 6th round choices)		
1c. (Browns' choice traded to Philadelphia for 1st and 6th round choices)		
1d. Mack, Alex (21.....	C	California
(from Philadelphia, see 1c.)		
2a. Robiskie, Brian (36).....	WR	Ohio State
2b. Massaquoi, Mohamed (50).....	WR	Georgia
(from Tampa Bay along with 2010 5th round selection for TE Kellen Winslow)		
2c. Veikune, David (52).....	DE	Hawaii
(from New York Jets, see 1a.)		
4. Maiava, Kaluka (104).....	LB	Southern California
5. (Browns' choice traded to Philadelphia for 2008 6th round selection)		
6a. Carey, Don (177).....	DB	Norfolk State
6b. Francies, Coye (191).....	DB	San Jose State
(from Tampa Bay, see 1b.)		
6c. Davis, James (195).....	RB	Clemson
(from Philadelphia, see 1c.)		
7. (Browns' choice traded to Miami for DB Travis Daniels)		

2010 - NFL

1. Haden, Joe (7).....	DB	Florida
2a. Ward, T.J. (38).....	DB	Oregon
2b. Hardesty, Montario (59).....	RB	Tennessee
(from Philadelphia for Browns' 3rd and two 5th round choices)		
3a. (Browns' choice traded to Philadelphia, see 2b.)		
3b. McCoy, Colt (85).....	QB	Texas
(from Oakland for LB Kamerion Wimbley)		
3c. Lauvao, Shawn (92).....	OL	Arizona State
(from N.Y. Jets along with 5th round selection, WR Chansi Stuckey and LB Jason Trusnik for WR Braylon Edwards)		
4. (Browns' choice traded to Philadelphia along with LB Alex Hall and 5th round choice for LB Chris Gocong and DB Sheldon Brown)		
5a. (Browns' choice traded to Philadelphia, see above 4.)		
5b. (Browns' choice traded to Philadelphia, see 2b.)		
5c. Asante, Larry (160).....	DB	Nebraska
(from N.Y. Jets, see above 3c.)		
6a. Mitchell, Carlton (177).....	WR	South Florida

6b. Geathers, Cliff (186).....	DL	South Carolina
(from Carolina for DL Louis Leonard)		
7. (Browns' choice traded to Detroit along with DL Corey Williams for 5th round selection, see above 2b.)		

2011 - NFL

1a. (Browns' choice traded to Atlanta for Falcons' 1st, 2nd and 4th round choices and 2012 1st and 4th round choices)		
1b. Taylor, Phil (21).....	DL	Baylor
(from Kansas City for Browns' 1st and 3rd round choices)		
2a. Sheard, Jabaa (37).....	DL	Pittsburgh
2b. Little, Greg (59).....	WR	North Carolina
(from Atlanta, see 1a.)		
3. (Browns' choice traded to Kansas City, see above 1b.)		
4a. Cameron, Jordan (102).....	TE	Southern California
4b. Marecic, Owen (124).....	FB	Stanford
(from Atlanta, see 1a.)		
5a. Skrine, Buster (137).....	DB	Chattanooga
5b. Pinkston, Jason (150).....	OL	Pittsburgh
(from N.Y. Giants for 2 6th round choices)		
6a. (Browns' choice traded to N.Y. Giants, see 5b.)		
6b. (Browns' choice traded to N.Y. Giants, see 5b.)		
7a. (Browns' choice traded to Seattle for QB Seneca Wallace)		
7b. Hagg, Eric (248).....	DB	Nebraska
(compensatory choice)		

2012 - NFL

1a. Richardson, Trent (3).....	RB	Alabama
(from Minnesota for Browns' 1st, 4th, 5th and 7th round choices)		
1b. (Browns' choice traded to Minnesota, see 1a.)		
1c. Weeden, Brandon (22).....	QB	Oklahoma State
(from Atlanta along with 4th round choice and Falcons' 2010 1st, 2nd and 4th round choices for Browns' 2011 1st round choice)		
2. Schwartz, Mitchell (37).....	OL	California
3a. (Browns' choice traded to Denver for 3rd and 4th round choices)		
3b. Hughes, John (87).....	DL	Cincinnati
(from Denver, see 3a.)		
4a. Benjamin, Travis (100).....	WR	Miami (Fla.)
4b. (Browns' choice traded to Minnesota, see 1a.)		
4c. Johnson, James-Michael (120).....	LB	Nevada
(from Denver, see 3a.)		
5a. (Browns' choice traded to Minnesota, see 1a.)		
5b. Miller, Ryan (160).....	OL	Colorado
6a. (Browns' choice traded to Minnesota for DL Jayme Mitchell)		
6b. Acho, Emmanuel (204).....	LB	Texas
(compensatory choice)		
6c. Winn, Billy (205).....	DT	Boise State
(compensatory choice)		
7a. (Browns' choice traded to Minnesota, see 1a.)		
7b. Wade, Trevin (245).....	DB	Arizona
(compensatory choice)		
7c. Smelley, Brad (247).....	FB	Alabama
(compensatory choice)		

2012 NFL Supplemental Draft

2. Gordon, Josh (34).....	WR	Baylor
---------------------------	----	--------

2013 - NFL

1. Mingo, Barkevious (6).....	LB	LSU
(Browns' choice exercised during 2012 Supplemental Draft)		
3. McFadden, Leon (68).....	DB	San Diego State
4. (Browns' choice traded to Pittsburgh for 2014 3rd round choice)		
(from Miami with WR Davone Bess and 7th round choice for Browns' 4th and 5th round choices)		
5a. (Browns' choice traded to Indianapolis for 2014 4th round choice)		
5b. (Browns' choice traded to Miami, see 4.)		
6. Slaughter, Jamaris (175).....	DB	Notre Dame
7a. Bryant, Armon (217).....	DL	East Central (Okla.)
(from Miami, see 4.)		
7b. Gilkey, Garrett (227).....	OL	Chadron State
(from San Francisco with 5th round choice for QB Colt McCoy and 6th round choice)		

COMPENSATORY DRAFT PICKS (1994-2013)

Year	Round (overall)	Player	Pos.	School
2001	7 (245)	King, Andre	WR	Miami (Fla.)
2011	7 (248)	Hagg, Eric	DB	Nebraska
2012	6 (204)	Acho, Emmanuel	LB	Texas
2012	6 (205)	Winn, Billy	DL	Boise State
2012	7 (245)	Wade, Trevin	DB	Arizona
2012	7 (247)	Smelley, Brad	FB	Alabama

DRAFT CHOICES BY COLLEGE (UPDATED THROUGH 2013 DRAFT)

Abilene Christian.....2	Edinboro.....1	Maryland.....14	Penn State.....9	Texas Tech.....5
Adams State.....1	Elizabeth City State.....2	Md. Eastern Shore.....2	Pittsburgh.....14	Toledo.....8
Akron.....3	Evansville.....1	Massachusetts.....3	Princeton.....1	Trinity.....1
Alabama.....10	Florida.....10	McMurry.....1	Purdue.....22	Troy.....1
Alabama A&M.....1	Florida A&M.....1	Memphis.....7	Rice.....8	Tufts.....1
Arizona.....14	Florida State.....13	Miami (Fla.).....12	Rutgers.....1	Tulane.....8
Arizona State.....6	Fresno State.....2	Miami (Ohio).....8	St. Augustine's.....1	Tulsa.....4
Arkansas.....8	Georgetown Coll. (Ky.)...1	Michigan.....17	St. Mary's.....1	Tuskegee.....1
Army.....1	Georgia.....11	Michigan State.....20	Sam Houston State.....1	UCLA.....6
Auburn.....6	Georgia Tech.....5	Middle Tennessee St.....1	San Diego State.....7	Utah.....3
Austin.....1	Grambling.....9	Minnesota.....7	San Francisco.....1	Utah State.....1
Baldwin-Wallace.....1	Grand Valley State.....1	Mississippi.....12	San Jose State.....4	Vanderbilt.....5
Ball State.....1	Hampden-Sydney.....1	Mississippi State.....7	Santa Barbara.....1	Villanova.....4
Baylor.....18	Harding.....1	Missouri.....6	Santa Clara.....3	Virginia.....9
Bemidji State.....1	Hardin-Simmons.....2	Missouri Valley.....1	Shaw.....2	Virginia Military.....2
Bluffton.....1	Hawaii.....3	Morehead State.....1	South Carolina.....5	Virginia Tech.....8
Boise State.....1	Heidelberg.....1	Morgan State.....3	South Carolina State.....1	Wake Forest.....6
Boston College.....9	Henderson State.....1	Muhlenberg.....1	South Florida.....2	Washington.....4
Boston University.....5	Houston.....6	Murray State.....2	Southeast Missouri St.....1	Washington State.....5
Bowling Green.....10	Idaho.....2	Nebraska.....16	Southeastern Louisiana.....2	Washington (St. Louis).....1
Brown.....1	Illinois.....14	Nevada.....1	Southern.....3	Washington & Lee.....1
California.....9	Illinois State.....2	Nevada-Las Vegas.....3	Southern California.....17	Wayne State.....1
California State (Pa.).....1	Indiana.....7	New Mexico.....2	Southern Con. State.....1	Waynesburg.....1
Capital.....1	Iowa.....7	New Mexico State.....2	Southern Methodist.....10	Weber State.....1
Carson-Newman.....1	Iowa State.....5	Nicholls State.....1	Southern Mississippi.....7	West Alabama.....1
Central Florida.....1	Iowa State Teacher's.....1	Norfolk State.....1	Southwestern Okla St.....1	West Texas A&M.....3
Central Michigan.....1	Jackson State.....3	North Carolina.....8	Stanford.....10	West Virginia.....5
Central Missouri.....1	John Carroll.....4	North Carolina Central.....3	Stephen F. Austin.....1	Western Kentucky.....2
Chadron State.....1	Johnson C. Smith.....2	North Carolina State.....5	Sterling.....1	Western Illinois.....2
Chattanooga.....3	Kansas.....9	North Dakota State.....2	Superior State.....1	Western Michigan.....2
Chico State.....1	Kansas State.....6	North Texas.....4	Syracuse.....12	Western Reserve.....1
Cincinnati.....2	Kent State.....5	Northern Colorado.....1	Tampa.....1	Wichita.....1
Clarion.....1	Kentucky.....7	Northern Iowa.....1	Tarleton State.....1	William & Mary.....2
Clemson.....9	Langston (Okla.).....1	Northern Michigan.....1	Temple.....5	Winston-Salem State.....1
Colorado.....15	Lehigh.....2	Northwestern.....5	Tennessee.....12	Wisconsin.....9
Colorado State.....2	Lenoir-Rhyne.....1	Northwestern Okla.....1	Tennessee-Martin.....1	Wisconsin-La Crosse.....2
Dartmouth.....1	Lewis & Clark.....1	Northwestern State.....4	Tennessee State.....5	Wisconsin-River Falls.....1
Dayton.....3	Liberty.....1	Notre Dame.....14	Tennessee Tech.....1	Wisconsin-Whitewater.....1
Defiance.....1	Lincoln (Mo.).....1	Ohio.....2	Texas.....12	Wittenberg.....1
Denver.....1	Los Angeles State.....1	Ohio State.....33	Texas-Arlington.....2	Wyoming.....3
Detroit Mercy.....2	Louisiana State.....9	Oklahoma.....13	Texas A&M.....12	Xavier.....6
Duke.....11	Louisiana Tech.....2	Oklahoma State.....6	Texas A&M Kingsville.....2	Youngstown State.....1
East Carolina.....2	Louisville.....2	Oregon.....5	Texas A&M Comm.....1	
East Central (Okla.).....2	Loyola Marymount.....2	Oregon State.....3	Texas Christian.....5	
East Tennessee St.....1	Maine.....2	Pacific.....7	Texas-El Paso.....3	
Eastern Kentucky.....2	Marshall.....3	Pennsylvania.....2	Texas-San Marcos.....3	

BROWNS TOP CHOICE BY SCHOOL

The Ohio State University leads all schools with 33 players selected by the Browns in the NFL Draft. The Big Ten Conference represents the top three schools with the most players chosen by the Browns.

SCHOOL

DRAFTTEES

1. Ohio State.....	33
2. Purdue.....	22
3. Michigan State.....	20
4. Baylor.....	18
5. Southern California.....	17

1999 EXPANSION DRAFT

1. OL Jim Pyne (Detroit); 2. DE Hurvin McCormack (Dallas); 3. OL Scott Rehberg (New England); 4. WR Damon Gibson (Cincinnati); 5. C Steve Gordon (San Francisco); 6. LB/FB Tarek Saleh (Carolina); 7. OL Jeff Buckley (Miami); 8. LB Jason Kyle (Seattle); 9. DE Rod Manuel (Pittsburgh); 10. LB Lenoy Jones (Tennessee); 11. DB Tim McTyer (Philadelphia); 12. LB Elijah Alexander (Indianapolis); 13. OT Pete Swanson (Kansas City); 14. DB Gerome Williams (San Diego); 15. DB Marlon Forbes (Chicago); 16. WR Justin Armour (Denver); 17. OL Paul Wiggins (Washington); 18. DB Duane Butler (Minnesota); 19. WR Fred Brock (Arizona); 20. DB Kory Blackwell (New York Giants); 21. DB Kevin Devine (Jacksonville); 22. DB Ray Jackson (Buffalo); 23. OL Jim Bunderen (New York Jets); 24. OL Ben Cavil (Baltimore); 25. RB Michael Blair (Green Bay); 26. DL Antonio Anderson (Dallas); 27. OL Orlando Bobo (Minnesota); 28. LB James Williams (San Francisco); 29. QB Scott Milanovich (Tampa Bay); 30. DB Eric Stokes (Seattle); 31. RB Ronald Moore (Arizona); 32. FB Clarence Williams (Buffalo); 33. WR Freddie Solomon (Philadelphia); 34. DB Brandon Sanders (New York Giants); 35. DL Mike Thompson (Cincinnati); 36. RB Jerris McPhail (Detroit); 37. CB Antonio Langham (San Francisco).

FREE AGENCY

2013

Players Signed by Browns: TE Gary Barnidge (Carolina); DL Desmond Bryant (Oakland); OL Rashad Butler (Houston); QB Jason Campbell (Chicago); K Shayne Graham (Houston); LB Quentin Groves (Arizona); LB Paul Kruger (Baltimore); DB Chris Owens (Atlanta).

Former Browns Players Signed by Other Clubs: WR Joshua Cribbs (Oakland); K Phil Dawson (San Francisco); QB Josh Johnson (Cincinnati); LB Kaluka Maiava (Oakland); WR Mohamed Massaquoi (Jacksonville); DL Frostee Rucker (Arizona); TE Alex Smith (Cincinnati); DB Ray Ventrone (San Francisco); TE Benjamin Watson (New Orleans).

2012

Players Signed by Browns: DL Frostee Rucker (Cincinnati); DL Juqua Parker (Philadelphia).

Former Browns Players Signed by Other Clubs: DB Mike Adams (Denver); OL Artis Hicks (Miami); RB Peyton Hillis (Kansas City); OL Steve Vallos (Philadelphia).

2011

Players Signed by Browns: RB Brandon Jackson (Green Bay); DB Dimitri Patterson (Philadelphia); DB Usama Young (New Orleans).

Former Browns Players Signed by Other Clubs: DB Abram Elam (Dallas); DB Sabby Piscitelli (Kansas City); WR Chansi Stuckey (Arizona); LB Jason Trusnik (Miami); FB Lawrence Vickers (Houston); OL Floyd Womack (Arizona); DB Eric Wright (Detroit).

2010

Players Signed by Browns: LB Scott Fujita (New Orleans); OL Tony Pashos (San Francisco); TE Benjamin Watson (New England).

Former Browns Players Signed by Other Clubs: TE Michael Gaines (Houston); OL Rex Hadnot (Arizona).

2009

Players Signed by Browns: LB Eric Barton (N.Y. Jets); LB David Bowens (N.Y. Jets); DB Corey Ivy (Baltimore); DL C. J. Mosley (N.Y. Jets); DB Hank Poteat (N.Y. Jets); OL John St. Clair (Chicago); OL Floyd Womack (Seattle).

Former Browns Players Signed by Other Clubs: LB Andra Davis (Denver); DB Travis Daniels (Kansas City); TE Darnell Dinkins (New Orleans); DB Sean Jones (Philadelphia); OL Seth McKinney (Buffalo); RB Jason Wright (Arizona); OL Scott Young (Denver).

2008

Players Signed by Browns: OL Rex Hadnot (Miami); LB Shantee Orr (Jacksonville); WR Donté Stallworth (New England).

Former Browns Players Signed by Other Clubs: DB Ricardo Colclough (Carolina); DL *Simon Fraser (Atlanta); LB Matt Stewart (Arizona); LB Chaun Thompson (Houston).

Note: *Restricted free agent

2007

Players Signed by Browns: RB Jamal Lewis (Baltimore); OL Seth McKinney (Miami); LB Antwan Peek (Houston); OL Eric Steinbach (Cincinnati); DL Robaire Smith (Tennessee); DT *Shaun Smith (Cincinnati); DB Kenny Wright (Washington).

Former Browns Players Signed by Other Clubs: DE Alvin McKinley (Denver); WR Dennis Northcutt (Jacksonville); S Brian Russell (Seattle); FB Terrelle Smith (Arizona).

Note: *Restricted free agent

2006

Players Signed by Browns: OL LeCharles Bentley (New Orleans); TE Darnell Dinkins (Baltimore); OL Bob Hallen (San Diego); WR Joe Jurevicius (Seattle); LB Willie McGinest (New England); OL Kevin Shaffer (Atlanta); NT Ted Washington (Oakland); P Dave Zastudil (Baltimore).

Former Browns Players Signed by Other Clubs: WR Antonio Bryant (San Francisco); TE Keith Heinrich (Miami); LB Kenard Lang (Denver); DB Michael Lehan (Miami); OL Mike Pucillo (Washington); TE Aaron Shea (San Diego); OL L.J. Shelton (Miami); LB Ben Taylor (Green Bay).

2005

Players Signed by Browns: OL Joe Andruzzi (New England); DB Gary Baxter (Baltimore); OL Cosey Coleman (Tampa Bay); DL Jason Fisk (San Diego); P Kyle Richardson (Cincinnati); DB *Brian Russell (Minnesota); LB Matt Stewart (Atlanta).

Former Browns Players Signed by Other Clubs: LB *Kevin Bentley (Seattle); OL Damion Cook (Miami); LB Barry Gardner (N.Y. Jets); OL *Joaquin Gonzalez (Indianapolis); DB Anthony Henry (Dallas); QB Kelly Holcomb (Buffalo); LB Warrick Holdman (Washington); DB Lewis Sanders (Houston).

Note: *Restricted free agent

2004

Players Signed by Browns: DL Ebenezer Ekuban (Dallas); QB Jeff Garcia (San Francisco); OL Kelvin Garmon (San Diego); LB Warrick Holdman (Chicago); FB Terrelle Smith (New Orleans).

Former Browns Players Signed by Other Clubs: P Chris Gardocki (Pittsburgh); OL Shaun O'Hara (N.Y. Giants); DB Lewis Sanders (Jacksonville); OL Barry Stokes (N.Y. Giants).

2003

Players Signed by Browns: LB Barry Gardner (Philadelphia).

Former Browns Players Signed by Other Clubs: OL Dave Wohlabaugh (St. Louis); LB Earl Holmes (Detroit); DB Cory Fuller (Baltimore); LB Dwayne Rudd (Tampa Bay); DB Chris Akins (New England); LS Ryan Kuehl (New York Giants).

2002

Players Signed by Browns: S Robert Griffith (Minnesota); LB Earl Holmes (Pittsburgh); DL Kenard Lang (Washington); WR Chris Sanders (Tennessee); OL Barry Stokes (Green Bay); OL Ryan Tucker (St. Louis).

Former Browns Players Signed by Other Clubs: DE Keith McKenzie (Chicago); OL Roman Oben (Tampa Bay); O.J. Santiago (Minnesota); DL Greg Spires (Tampa Bay).

2001

Players Signed by Browns: LB Brant Boyer (Jacksonville); TE Ricky Dudley (Oakland); RB Curtis Enis (Chicago); QB Kelly Holcomb (Indianapolis); LB Dwayne Rudd (Minnesota); FB Mike Sellers (Washington); DT Mark Smith (Arizona); OL Ross Verba (Green Bay).

Former Browns Players Signed by Other Clubs: FB Marc Edwards (New England); WR David Patten (New England).

2000

Players Signed by Browns: DB Percy Ellsworth (N.Y. Giants); OL Everett Lindsay (Baltimore); DE Keith McKenzie (Green Bay); LB Marty Moore (New England); OT Roman Oben (N.Y. Giants); WR David Patten (N.Y. Giants); RB Errict Rhett (Baltimore); DL Orpheus Roye (Pittsburgh).

Former Browns Players Signed by Other Clubs: OL Orlando Bobo (Baltimore); T Lomas Brown (N.Y. Giants); CB Antonio Langham (New England); QB Jamie Martin (Jacksonville); CB Ryan McNeil (Dallas); DB Marquez Pope (Oakland); OL Scott Rehberg (Cincinnati); WR Leslie Shepherd (Miami); LB-DE John Thierry (Green Bay).

1999

Players Signed by Browns: DE Derrick Alexander (Minnesota); DT Jerry Ball (Minnesota); T Lomas Brown (Arizona); T Orlando Brown (Baltimore); CB Corey Fuller (Minnesota); P Chris Gardocki (Indianapolis); DT Darius Holland (Detroit); DT John Jurkovic (Jacksonville); RB Terry Kirby (San Francisco); CB Ryan McNeil (St. Louis); LB Jamir Miller (Arizona); DB Marquez Pope (San Francisco); WR Leslie Shepherd (Washington); LB John Thierry (Chicago); C Dave Wohlbaugh (New England).

1995

Players Signed by Browns: DT Tim Goad (New England); WR Andre Rison (Atlanta); CB Johnny Thomas (Washington); RB Lorenzo White (Houston).

Former Browns Players Signed by Other Clubs: RB Randy Baldwin (Carolina); DT James Jones (Denver); LB Frank Stams (Carolina).

Note: lost WR Mark Carrier to Carolina in expansion draft.

1994

Players Signed by Browns: LB Carl Banks (Washington); RB Earnest Byner (Washington); CB Don Griffin (San Francisco); TE Walter Reeves (Arizona); QB Mark Rypien (Washington); OL Mike Withycombe (San Diego).

Former Browns Players Signed by Other Clubs: P Brian Hansen (N.Y. Jets); CB Randy Hilliard (Denver); LB Mike Johnson (Detroit); LB Clay Matthews (Atlanta).

1993

Players Signed by Browns: WR Mark Carrier (Tampa Bay); OL Houston Hoover (Atlanta); WR Hassan Jones (Minnesota); CB Najee Mustafaa (Minnesota); QB Vinny Testaverde (Tampa Bay).

Former Browns Players Signed by Other Clubs: WR Webster Slaughter (Houston); TE Mark Bavaro (New England); QB Mike Tomczak (Pittsburgh).

FRANCHISE TAGGED PLAYERS

2011 - K Phil Dawson, 2012 - K Phil Dawson.

PLAN "B" FREE AGENTS (1989-92)

1992

Players Signed by Browns During "Plan B" (11): RB James Brooks (Cincinnati); WR Jamie Holland (L.A. Raiders); CB Alonzo Hampton (Tampa); TE Pete Holohan (Kansas City); WR Keenan McCardell (Washington); S Stevon Moore (Miami); LB Anthony Moss (N.Y. Giants); RB Bruce Perkins (Indianapolis); CB Terry Taylor (Detroit); RB Ron Wolfley (Arizona); S Tony Zachary (New England).

Former Browns Players Signed by Other Clubs During "Plan B" (6): DT Frank Conover (Green Bay); S Thane Gash (San Francisco); CB Ray Irvin (Kansas City); CB Joe King (Tampa Bay); WR Reggie Langhorne (Indianapolis); WR Mike Oliphant (Seattle).

1991

Players Signed by Browns During "Plan B" (11): TE Charles Arbuckle (New Orleans); LB David Brandon (San Diego); LB Richard Brown (San Diego); P Brian Hansen (New England); K Mike Lansford (L.A. Rams—failed physical); S Vince Newsome (L.A. Rams); QB Todd Philcox (Cincinnati); G John Rienstra (Pittsburgh); RB Lee Rouson (N.Y. Giants); K Matt Stover (N.Y. Giants); T Rob Woods (Kansas City).

Former Browns Players Signed by Other Clubs During "Plan B" (6): DE Robert Banks (Houston); LB Marcus Cotton (Seattle); DL Marlon Jones (Tampa Bay); FB Tim Manoa (New Orleans); DT Chris Pike (San Diego); S Felix Wright (Minnesota).

1990

Players Signed by Browns During "Plan B" (6): C Mike Baab (New England); CB Raymond Clayborn (New England); LB Lawrence McGrew (New England); LB Ken Rose (N.Y. Jets); G Ralph Tamm (Washington); DE Rhondy Weston (Tampa Bay).

Former Browns Players Signed by Other Clubs During "Plan B" (5): CB Hanford Dixon (San Francisco); RB Keith Jones (Dallas); S Robert Lyons (Minnesota); WR Gerald McNeil (Houston); TE Ron Middleton (Washington).

1989

Players Signed by Browns During "Plan B" (14): DE Al Baker (Minnesota); OG Ted Banker (N.Y. Jets); DE Robert Banks (Houston); C Tom Baugh (Kansas City); WR Ray Butler (Seattle); RB Patrick Collins (Green Bay); DL Tom Gibson (New England); CB Kerry Glenn (N.Y. Jets); RB Keith Jones (L.A. Rams); LB Barry Krauss (Indianapolis); QB Mike Norseth (Cincinnati); WR Darryl Usher (New England); P Bryan Wagner (Chicago); WR Chris Woods (L.A. Raiders).

Former Browns Players Signed by Other Clubs During "Plan B" (10): DE Sam Clancy (Indianapolis); S Danny Copeland (Kansas City); NT Bob Golic (L.A. Raiders); K Jeff Jaeger (L.A. Raiders); TE Jeff Modesitt (Atlanta); P Max Runager (Kansas City); QB Steve Slayden (Kansas City); WR Clarence Weathers (Indianapolis); G Larry Williams (San Diego); C Frank Winters (N.Y. Giants).

TEAM TRADE HISTORY

2/12/1999

Cleveland acquired defensive end Roy Barker and tight end Irv Smith from San Francisco for past considerations.

2/26/1999

Cleveland traded a fourth-round selection (110th overall) and a fifth-round selection (134th overall) in the 1999 NFL Draft to San Francisco for quarterback Ty Detmer and a fourth-round selection (124th overall) in 1999.

4/18/1999

Cleveland traded a fourth-round draft choice (96th overall) in 1999 to San Francisco for fullback Marc Edwards.

4/18/1999

Cleveland traded a sixth-round selection (170th overall) in the 1999 NFL Draft to Seattle for two sixth-round picks (187th overall and 191st overall).

4/18/1999

Cleveland traded two seventh-round picks (221st and 253rd overall) in the 1999 NFL Draft to Chicago for a sixth-round (174th overall) pick.

4/22/1999

Cleveland acquired running back Sedrick Shaw from New England for past considerations.

9/28/1999

Cleveland traded defensive tackle Jerry Ball to Minnesota for defensive end Stalin Colinet and a seventh-round draft choice.

10/19/1999

Cleveland traded a sixth-round (167th overall) selection in the 2000 NFL Draft to Miami for running back Karim Abdul-Jabbar.

4/16/2000

Cleveland traded two seventh-round (223rd and 254th overall) picks to Chicago for two seventh-round draft choices (209th and 225th overall).

*8/14/2001

Cleveland traded offensive lineman Everett Lindsay to Minnesota for a conditional draft choice.

8/28/2001

Cleveland traded wide receiver Darrin Chiaverini to Dallas for a conditional draft choice, however, the conditions of the trade were not met and the Browns did not receive compensation.

9/2/2001

Cleveland traded quarterback Ty Detmer to Detroit for a fourth-round choice in the 2002 NFL Draft.

*9/2/2001

Cleveland traded running back Travis Prentice and quarterback Spergon Wynn to Minnesota for conditional draft choices.

*10/16/2001

Cleveland traded defensive end Stalin Colinet to Minnesota for a conditional draft choice.

3/8/2002

Cleveland traded a conditional seventh-round draft choice in 2004 to Miami for running back J.J. Johnson.

4/20/2002

Cleveland traded linebacker Wali Rainer and a third-round draft choice (79th overall) to Jacksonville for a third-round draft choice (76th overall).

4/21/2002

Cleveland traded a fifth-round draft choice (147th overall) and a sixth-round draft choice (189th overall) to Oakland for a fourth-round choice (122nd overall).

*Cleveland's trades with Minnesota involving Everett Lindsay, Travis Prentice, Spergon Wynn and Stalin Colinet ultimately resulted in the Browns receiving fifth round draft choices from Minnesota in the 2002 and 2003 NFL Draft.

8/31/2002

Cleveland traded a seventh-round draft choice in the 2003 draft to San Diego for tight end Steve Heiden (Chargers also had the option of switching sixth-round picks in 2003).

2/28/2003

Cleveland traded tight end Mark Campbell to Buffalo for an undisclosed 2004 draft choice.

4/24/2004

Cleveland traded a 2004 first-round and second-round choices to Detroit for the Lions 2004 first-round choice (sixth overall).

Cleveland traded a 2004 third-round, fifth-round and sixth-round choices to Indianapolis for a second and fifth-round choices.

3/2/2005

Cleveland traded defensive lineman Gerard Warren to Denver for a fourth round choice in the 2005 draft.

3/5/2005

Cleveland traded a 2005 fourth-round draft choice to Seattle for quarterback Trent Dilfer.

3/30/2005

Cleveland traded defensive ends Ebenezer Ekuban and Michael Myers to Denver for running back Reuben Droughns.

4/24/2005

Cleveland traded quarterback Luke McCown to Tampa Bay for a 2005 sixth-round draft choice (203rd overall).

8/22/2005

Cleveland traded wide receiver Andre Davis to New England for an undisclosed draft choice.

9/4/2005

Cleveland traded offensive lineman Melvin Fowler to Minnesota for offensive lineman Nat Dorsey.

3/20/2006

Cleveland traded safety Chris Crocker to Atlanta for a fourth-round choice in the 2006 NFL draft.

4/29/2006

Cleveland traded a 2006 first-round choice (12th overall) to Baltimore for a 2006 first-round choice (13th overall) and 2006 sixth-round choice (181st overall).

Cleveland traded center Jeff Faine and a 2006 second-round choice (43rd overall) to New Orleans for a 2006 second-round choice (34th overall).

5/4/2006

Cleveland traded quarterback Trent Dilfer to San Francisco for an undisclosed 2007 draft choice and quarterback Ken Dorsey.

8/8/2006

Cleveland traded an undisclosed draft pick to New England for offensive lineman Ross Tucker.

8/22/2006

Cleveland traded wide receiver Carlton Brewster to Green Bay for defensive back Therrian Fontenot.

8/24/2006

Cleveland traded a conditional draft choice to Chicago for offensive lineman Lennie Friedman.

9/2/2006

Cleveland traded an undisclosed 2008 draft choice to Philadelphia for offensive lineman Hank Fraley.

3/9/2007

Cleveland traded running back Reuben Droughns to N.Y. Giants for wide receiver Tim Carter.

4/28/2007

Cleveland traded a 2007 second-round choice (36th overall) and a 2008 first-round choice to Dallas for a 2007 first-round choice (22nd overall).

4/28/2007

Cleveland traded its 2007 third-round (67th overall), fourth-round (103rd overall) and their sixth-round choice (178th overall) to Dallas for a second-round choice (53rd overall) and sixth-round choice (195th overall).

4/29/2007

Cleveland traded a sixth-round choice (195th overall) to Dallas for a sixth-round choice (200th overall) and a seventh-round choice (234th overall).

9/11/2007

Cleveland traded quarterback Charlie Frye to Seattle for a 2008 sixth-round draft choice.

2/29/2008

Cleveland traded a 2008 second-round draft choice to Green Bay for defensive lineman Corey Williams.

3/4/2008

Cleveland traded defensive back Leigh Bodden and a 2008 third-round draft choice to Detroit for defensive lineman Shaun Rogers.

4/27/2008

Cleveland traded a 2008 fourth-round choice (122nd overall) and a 2008 fifth-round choice (155th overall) to Dallas for a 2008 fourth round choice (104th overall).

4/27/2008

Cleveland traded a 2009 third-round selection to Dallas for a 2008 fourth-round selection (111th overall).

4/27/2008

Cleveland traded a 2009 fifth-round selection to Philadelphia for a 2008 sixth-round selection (191st overall).

8/20/2008

Cleveland traded an undisclosed draft choice to Miami for defensive back Travis Daniels.

2/27/2009

Cleveland traded tight end Kellen Winslow to Tampa Bay for undisclosed draft picks.

4/25/2009

Cleveland traded a 2009 first-round selection (fifth overall) to N.Y. Jets for a 2009 first-round choice (17th overall), second-round choice (52nd overall), and defensive lineman Kenyon Coleman, defensive back Abram Elam and quarterback Brett Ratliff.

Cleveland traded a 2009 first-round choice (17th overall) to Tampa Bay for a 2009 first-round choice (19th overall) and sixth-round choice (191st overall).

Cleveland traded a 2009 first-round choice (19th overall) to Philadelphia for a 2009 first-round choice (21st overall) and sixth-round choice (195th overall).

9/1/2009

Cleveland traded defensive lineman Louis Leonard to Carolina for an undisclosed draft choice.

10/7/2009

Cleveland traded wide receiver Braylon Edwards to N.Y. Jets for wide receiver Chansi Stuckey, linebacker Jason Trusnik and undisclosed draft choices.

3/3/2010

Cleveland traded defensive lineman Corey Williams and a 2010 seventh-round draft choice to Detroit Lions for a 2010 fifth-round pick.

3/10/2010

Cleveland traded an undisclosed 2011 draft choice to Seattle for quarterback Seneca Wallace.

3/14/2010

Cleveland traded quarterback Brady Quinn to Denver for running back Peyton Hillis and a 2011 sixth-round draft choice and a 2012 conditional draft choice.

3/15/2010

Cleveland traded linebacker Kamerion Wimbley to Oakland for a 2010 third-round pick (85th overall).

4/6/2010

Cleveland traded linebacker Alex Hall, a 2010 fourth-round draft choice and a 2010 fifth-round draft choice to Philadelphia for defensive back Sheldon Brown and linebacker Chris Gocong.

4/24/2010

Cleveland traded a 2010 third-round (92nd overall) and two fifth-round selections (134th and 146th overall) to Philadelphia for a 2010 second round choice (59th).

10/6/2010

Cleveland traded 2012 sixth-round draft choice to Minnesota for defensive lineman Jayme Mitchell.

10/14/2010

Cleveland traded running back Jerome Harrison to Philadelphia for running back Mike Bell.

4/28/2011

Cleveland traded a 2011 first-round (6th overall) selection to Atlanta for a 2011 first (27th overall), second (59th overall) and fourth (124th overall) round choices along with a 2012 first round and fourth round picks.

4/28/2011

Cleveland traded a 2011 first (27th overall) and third (70th overall) round choices to Kansas City for a 2011 first-round (21st overall) pick.

4/30/2011

Cleveland traded two 2011 sixth (168th and 170th overall) round choices to Minnesota for a 2011 fifth-round (150th overall) pick.

8/1/2011

Cleveland traded an undisclosed 2012 draft choice to St. Louis for OL John Greco.

4/26/2012

Cleveland traded a 2012 first (fourth overall), fourth (118th overall), fifth (139th overall) and seventh (211th overall) round choices to Minnesota for a 2012 first round (third overall) choice.

4/27/2012

Cleveland traded a 2012 third (67th overall) round choice to Denver for a 2012 third (87th overall) and fourth (120th overall) round choices.

8/31/2012

Cleveland traded DB David Sims and a 2013 seventh round choice to Philadelphia for a 2013 sixth round choice.

4/1/2013

Cleveland traded QB Colt McCoy and a 2013 sixth round choice to San Francisco for a 2013 fifth and seventh round choices.

4/11/2013

Cleveland traded LB Emmanuel Acho to Philadelphia for RB Dion Lewis.

4/26/2013

Cleveland traded 2013 fourth (104th) and fifth (164th) round choices to Miami for WR Davone Bess and 2013 fourth (111th) and seventh (217th) round choices.

4/27/2013

Cleveland traded a 2013 fourth round choice (111th overall) to Pittsburgh for a 2014 third round choice.

4/27/2013

Cleveland traded a 2013 fifth round choice (139th overall) to Indianapolis for a 2014 fourth round choice.

BROWNS VS. NFL TEAMS

*indicates playoff game

RESULTS VS. ARIZONA CARDINALS

Chicago Cardinals	10/15/1950	W	34-24
at Chicago Cardinals	11/5/1950	W	10-7
at Chicago Cardinals	11/4/1951	W	34-17
Chicago Cardinals	12/2/1951	W	49-28
Chicago Cardinals	11/9/1952	W	28-13
at Chicago Cardinals	12/7/1952	W	10-0
at Chicago Cardinals	10/4/1953	W	27-7
Chicago Cardinals	11/29/1953	W	27-16
Chicago Cardinals	10/10/1954	W	31-7
at Chicago Cardinals	10/24/1954	W	35-3
at Chicago Cardinals	10/30/1955	W	26-20
Chicago Cardinals	12/11/1955	W	35-24
at Chicago Cardinals	9/30/1956	L	7-9
Chicago Cardinals	12/16/1956	L	7-24
at Chicago Cardinals	10/27/1957	W	17-7
Chicago Cardinals	12/1/1957	W	31-0
Chicago Cardinals	10/12/1958	W	35-28
at Chicago Cardinals	10/26/1958	W	38-24
at Chicago Cardinals	10/4/1959	W	34-7
Chicago Cardinals	11/18/1959	W	17-7
St. Louis Cardinals	11/13/1960	W	28-27
at St. Louis Cardinals	11/27/1960	T	17-17
St. Louis Cardinals	9/24/1961	W	20-17
at St. Louis Cardinals	10/29/1961	W	21-10
at St. Louis Cardinals	10/21/1962	W	34-7
St. Louis Cardinals	11/18/1962	W	38-14
St. Louis Cardinals	11/17/1963	L	14-20
at St. Louis Cardinals	12/1/1963	W	24-10
St. Louis Cardinals	9/20/1964	T	33-33
at St. Louis Cardinals	12/6/1964	L	19-28
St. Louis Cardinals	9/26/1965	L	13-49
at St. Louis Cardinals	12/19/1965	W	27-24
St. Louis Cardinals	9/25/1966	L	28-34
at St. Louis Cardinals	12/17/1966	W	38-10
St. Louis Cardinals	10/15/1967	W	20-16
at St. Louis Cardinals	12/10/1967	W	20-16
St. Louis Cardinals	10/13/1968	L	21-27
at St. Louis Cardinals	12/14/1968	L	16-27
St. Louis Cardinals	10/26/1969	T	21-21
at St. Louis Cardinals	12/14/1969	W	27-21
at St. Louis Cardinals	9/29/1974	L	7-29
at St. Louis Cardinals	10/28/1979	W	38-20
St. Louis Cardinals	9/8/1985	L	24-27 OT
at Phoenix Cardinals	10/23/1988	W	29-21
Arizona Cardinals	9/18/1994	W	32-0
at Arizona Cardinals	10/8/2000	L	21-29
Arizona Cardinals	11/16/2003	W	44-6
at Arizona Cardinals	12/2/2007	L	21-27
at Arizona Cardinals	12/18/2011	L	17-20 OT
Regular Season Totals	33-13-3	.704	
Home	15-6-2	.700	
Away	18-7-1	.712	

RESULTS VS. ATLANTA FALCONS

at Atlanta Falcons	10/30/1966	W	49-17
Atlanta Falcons	10/27/1968	W	30-7
Atlanta Falcons	10/31/1971	L	14-31
at Atlanta Falcons	10/17/1976	W	20-17
at Atlanta Falcons	9/17/1978	W	24-16
Atlanta Falcons	9/27/1981	W	28-17
at Atlanta Falcons	11/18/1984	W	23-7
Atlanta Falcons	11/8/1987	W	38-3
Atlanta Falcons	12/16/1990	W	13-10
at Atlanta Falcons	11/28/1993	L	14-17
Atlanta Falcons	12/29/2002	W	24-16
at Atlanta Falcons	11/12/2006	W	17-13
Atlanta Falcons	10/10/2010	L	10-20

Regular Season Totals	10-3-0	.769
Home	5-2-0	.714
Away	5-1-0	.833

RESULTS VS. BALTIMORE RAVENS

at Baltimore Ravens	9/26/1999	L	10-17
Baltimore Ravens	11/7/1999	L	9-41
Baltimore Ravens	10/1/2000	L	0-12
at Baltimore Ravens	11/26/2000	L	7-44
Baltimore Ravens	10/21/2001	W	24-14
at Baltimore Ravens	11/18/2001	W	27-17
Baltimore Ravens	10/6/2002	L	21-26
at Baltimore Ravens	12/22/2002	W	14-13
at Baltimore Ravens	9/14/2003	L	13-33
Baltimore Ravens	12/21/2003	L	0-35
Baltimore Ravens	9/12/2004	W	20-3
at Baltimore Ravens	11/7/2004	L	13-27
at Baltimore Ravens	10/16/2005	L	3-16
Baltimore Ravens	1/1/2006	W	20-16
Baltimore Ravens	9/24/2006	L	14-15
at Baltimore Ravens	12/17/2006	L	17-27
Baltimore Ravens	9/30/2007	W	27-13
at Baltimore Ravens	11/18/2007	W	33-30 OT
at Baltimore Ravens	9/21/2008	L	10-28
Baltimore Ravens	11/2/2008	L	27-37
at Baltimore Ravens	9/27/2009	L	3-34
Baltimore Ravens	11/16/2009	L	0-16
at Baltimore Ravens	9/26/2010	L	17-24
Baltimore Ravens	12/26/2010	L	10-20
Baltimore Ravens	12/4/2011	L	10-24
at Baltimore Ravens	12/24/2011	L	14-20
at Baltimore Ravens	9/27/2012	L	16-23
Baltimore Ravens	11/4/2012	L	15-25

Regular Season Totals	7-21-0	.250
Home	4-10-0	.286
Away	3-11-0	.214

RESULTS VS. BUFFALO BILLS

Buffalo Bills	11/26/1972	W	27-10
Buffalo Bills	11/24/1974	L	10-15
at Buffalo Bills	10/23/1977	W	27-16
Buffalo Bills	10/29/1978	W	41-20
at Buffalo Bills	11/1/1981	L	13-22
at Buffalo Bills	11/4/1984	W	13-10
Buffalo Bills	11/17/1985	W	17-7
at Buffalo Bills	12/7/1986	W	21-17
Buffalo Bills	11/15/1987	W	27-21
*Buffalo Bills	1/6/1990	W	34-30
Buffalo Bills	11/4/1990	L	0-42
Buffalo Bills	10/2/1995	L	19-22
at Buffalo Bills	12/12/2004	L	7-37
Buffalo Bills	12/16/2007	W	8-0
at Buffalo Bills	11/17/2008	W	29-27
at Buffalo Bills	10/11/2009	W	6-3
at Buffalo Bills	12/12/2010	L	6-13
Buffalo Bills	9/23/2012	L	14-24

Regular Season Totals	10-7-0	.588
Home	5-4-0	.556
Away	5-3-0	.625
Playoffs	1-0-0	1.000

RESULTS VS. CAROLINA PANTHERS

Carolina Panthers	11/21/1999	L	17-31
Carolina Panthers	12/1/2002	L	6-13
at Carolina Panthers	10/8/2006	L	12-20
Carolina Panthers	11/28/2010	W	24-23
Regular Season Totals	1-3-0	.250	
Home	1-2-0	.333	
Away	0-1-0	.000	

RESULTS VS. CHICAGO BEARS

Chicago Bears	11/25/1951	W	42-21
at Chicago Bears	11/14/1954	W	39-10
Chicago Bears	12/11/1960	W	42-0
at Chicago Bears	12/10/1961	L	14-17
Chicago Bears	10/22/1967	W	24-0
at Chicago Bears	11/30/1969	W	28-24
Chicago Bears	10/15/1972	L	0-17
Chicago Bears	11/3/1980	W	27-21
at Chicago Bears	9/7/1986	L	31-41
Chicago Bears	10/23/1989	W	27-7
Chicago Bears	11/29/1992	W	27-14
at Chicago Bears	11/4/2001	L	21-27 OT
Chicago Bears	10/9/2005	W	20-10
at Chicago Bears	11/1/2009	L	6-30
Regular Season Totals	9-5-0	.643	
Home	7-1-0	.875	
Away	2-4-0	.333	

RESULTS VS. CINCINNATI BENGALS

Cincinnati Bengals	10/11/1970	W	30-27
at Cincinnati Bengals	11/15/1970	L	10-14
at Cincinnati Bengals	10/17/1971	W	27-24
Cincinnati Bengals	12/5/1971	W	31-27
Cincinnati Bengals	10/1/1972	W	27-6
at Cincinnati Bengals	12/9/1972	W	27-24
Cincinnati Bengals	10/7/1973	W	17-10
at Cincinnati Bengals	12/9/1973	L	17-34
at Cincinnati Bengals	9/15/1974	L	7-33
Cincinnati Bengals	10/13/1974	L	24-34
at Cincinnati Bengals	9/21/1975	L	17-24
Cincinnati Bengals	11/23/1975	W	35-23
Cincinnati Bengals	10/3/1976	L	24-45
at Cincinnati Bengals	10/31/1976	L	6-21
at Cincinnati Bengals	9/18/1977	W	13-3
Cincinnati Bengals	11/6/1977	L	7-10
Cincinnati Bengals	9/10/1978	W	13-10 OT
at Cincinnati Bengals	12/17/1978	L	16-48
Cincinnati Bengals	10/21/1979	W	28-27
at Cincinnati Bengals	12/16/1979	L	12-16
Cincinnati Bengals	11/23/1980	W	31-7
at Cincinnati Bengals	12/21/1980	W	27-24
at Cincinnati Bengals	9/20/1981	W	20-17
Cincinnati Bengals	11/29/1981	L	21-41
at Cincinnati Bengals	12/12/1982	L	10-23
Cincinnati Bengals	9/15/1983	W	17-7
at Cincinnati Bengals	10/23/1983	L	21-28
at Cincinnati Bengals	10/21/1984	L	9-12
Cincinnati Bengals	12/2/1984	L	17-20 OT
at Cincinnati Bengals	11/10/1985	L	10-27
Cincinnati Bengals	11/24/1985	W	24-6
Cincinnati Bengals	9/18/1986	L	13-30
at Cincinnati Bengals	12/14/1986	W	34-3
at Cincinnati Bengals	10/18/1987	W	34-0
Cincinnati Bengals	12/13/1987	W	38-24
at Cincinnati Bengals	9/25/1988	L	17-24
Cincinnati Bengals	10/30/1988	W	23-16
at Cincinnati Bengals	9/25/1989	L	14-21
Cincinnati Bengals	12/3/1989	L	0-21
Cincinnati Bengals	10/22/1990	L	13-34
at Cincinnati Bengals	12/30/1990	L	14-21
Cincinnati Bengals	9/15/1991	W	14-13
at Cincinnati Bengals	11/3/1991	L	21-23
at Cincinnati Bengals	11/1/1992	L	10-30
Cincinnati Bengals	12/6/1992	W	37-21
Cincinnati Bengals	9/5/1993	W	27-14
at Cincinnati Bengals	10/17/1993	W	28-17
at Cincinnati Bengals	9/4/1994	W	28-20
Cincinnati Bengals	10/23/1994	W	37-13
at Cincinnati Bengals	10/29/1995	W	29-26 OT
Cincinnati Bengals	12/17/1995	W	26-10

Cincinnati Bengals	10/10/1999	L	17-18
at Cincinnati Bengals	12/12/1999	L	28-44
at Cincinnati Bengals	9/10/2000	W	24-7
Cincinnati Bengals	10/29/2000	L	3-12
at Cincinnati Bengals	10/14/2001	L	14-24
Cincinnati Bengals	11/25/2001	W	18-0
Cincinnati Bengals	9/15/2002	W	20-7
at Cincinnati Bengals	11/17/2002	W	27-20
Cincinnati Bengals	9/28/2003	L	14-21
at Cincinnati Bengals	12/28/2003	W	22-14
Cincinnati Bengals	10/17/2004	W	34-17
at Cincinnati Bengals	11/28/2004	L	48-58
Cincinnati Bengals	9/11/2005	L	13-27
at Cincinnati Bengals	11/1/2005	L	20-23
at Cincinnati Bengals	9/17/2006	L	17-34
Cincinnati Bengals	11/26/2006	L	0-30
Cincinnati Bengals	9/16/2007	W	51-45
at Cincinnati Bengals	12/23/2007	L	14-19
at Cincinnati Bengals	9/28/2008	W	20-12
Cincinnati Bengals	12/21/2008	L	0-14
Cincinnati Bengals	10/4/2009	L	20-23 OT
at Cincinnati Bengals	11/29/2009	L	7-16
Cincinnati Bengals	10/3/2010	W	23-20
at Cincinnati Bengals	12/19/2010	L	17-19
Cincinnati Bengals	9/11/2011	L	17-27
at Cincinnati Bengals	11/27/2011	L	20-23
at Cincinnati Bengals	9/16/2012	L	27-34
Cincinnati Bengals	10/14/2012	W	34-24
Regular Season Totals	37-42-0	.468	
Home	23-16-0	.590	
Away	14-26-0	.350	

RESULTS VS. DALLAS COWBOYS

at Dallas Cowboys	10/16/1960	W	48-7
Dallas Cowboys	10/1/1961	W	25-7
at Dallas Cowboys	12/3/1961	W	38-17
Dallas Cowboys	10/7/1962	W	19-10
at Dallas Cowboys	12/2/1962	L	21-45
at Dallas Cowboys	9/22/1963	W	41-24
Dallas Cowboys	11/24/1963	W	27-17
Dallas Cowboys	10/4/1964	W	27-6
at Dallas Cowboys	10/18/1964	W	20-16
Dallas Cowboys	10/17/1965	W	23-17
at Dallas Cowboys	11/21/1965	W	24-17
Dallas Cowboys	10/23/1966	W	30-21
at Dallas Cowboys	11/24/1966	L	14-26
Dallas Cowboys	9/17/1967	L	14-21
*at Dallas Cowboys	12/24/1967	L	14-52
at Dallas Cowboys	9/22/1968	L	7-28
*Dallas Cowboys	12/21/1968	W	31-20
Dallas Cowboys	11/2/1969	W	42-10
*at Dallas Cowboys	12/28/1969	W	38-14
Dallas Cowboys	12/12/1970	L	2-6
at Dallas Cowboys	12/7/1974	L	17-41
Dallas Cowboys	9/24/1979	W	26-7
at Dallas Cowboys	11/25/1982	L	14-31
at Dallas Cowboys	9/22/1985	L	7-20
Dallas Cowboys	12/4/1988	W	24-21
Dallas Cowboys	9/1/1991	L	14-26
at Dallas Cowboys	12/10/1994	W	19-14
at Dallas Cowboys	9/19/2004	L	12-19
Dallas Cowboys	9/7/2008	L	10-28
at Dallas Cowboys	11/18/2012	L	20-23 OT
Regular Season Totals	15-12-0	.556	
Home	9-4-0	.692	
Away	6-8-0	.429	
Playoffs	2-1-0	.667	

RESULTS VS. DENVER BRONCOS

at Denver Broncos	12/20/1970	W	27-13
Denver Broncos	10/24/1971	L	0-27

at Denver Broncos	10/29/1972	W	27-20
Denver Broncos	10/27/1974	W	23-21
at Denver Broncos	10/19/1975	L	15-16
at Denver Broncos	9/26/1976	L	13-44
Denver Broncos	11/12/1978	L	7-19
Denver Broncos	10/5/1980	L	16-19
at Denver Broncos	11/8/1981	L	20-23 OT
at Denver Broncos	12/4/1983	L	6-27
Denver Broncos	9/16/1984	L	14-24
*Denver Broncos	1/11/1987	L	20-23 OT
*at Denver Broncos	1/17/1988	L	33-38
at Denver Broncos	11/13/1988	L	7-30
Denver Broncos	10/1/1989	W	16-13
*at Denver Broncos	1/14/1990	L	21-37
at Denver Broncos	10/8/1990	W	30-29
Denver Broncos	12/8/1991	L	7-17
Denver Broncos	9/27/1992	L	0-12
Denver Broncos	11/7/1993	L	14-29
at Denver Broncos	10/30/1994	L	14-26
at Denver Broncos	10/15/2000	L	10-44
at Denver Broncos	12/14/2003	L	20-23 OT
Denver Broncos	10/22/2006	L	7-17
Denver Broncos	11/6/2008	L	30-34
at Denver Broncos	9/13/2009	L	6-27
at Denver Broncos	12/23/2012	L	12-34
Regular Season Totals	5-19-0		.208
Home	2-9-0		.182
Away	3-10-0		.231
Playoffs	0-3-0		.000

RESULTS VS. DETROIT LIONS

at Detroit Lions	11/21/1952	L	6-17
*Detroit Lions	12/18/1952	L	7-17
*at Detroit Lions	12/17/1953	L	16-17
Detroit Lions	12/19/1954	L	10-14
*Detroit Lions	12/26/1954	W	56-10
at Detroit Lions	12/8/1957	L	7-20
*at Detroit Lions	12/29/1957	L	14-59
Detroit Lions	11/9/1958	L	10-30
at Detroit Lions	12/8/1963	L	10-38
Detroit Lions	11/15/1964	W	37-21
at Detroit Lions	9/24/1967	L	14-31
Detroit Lions	10/5/1969	L	21-28
Detroit Lions	10/18/1970	L	24-41
at Detroit Lions	11/9/1975	L	10-21
at Detroit Lions	9/11/1983	W	31-26
Detroit Lions	9/28/1986	W	24-21
at Detroit Lions	11/23/1989	L	10-13
at Detroit Lions	12/13/1992	L	14-24
at Detroit Lions	10/8/1995	L	20-38
Detroit Lions	9/23/2001	W	24-14
Detroit Lions	10/23/2005	L	10-13
at Detroit Lions	11/22/2009	L	37-38
Regular Season Totals	4-14-0		.222
Home	3-5-0		.375
Away	1-9-0		.100
Playoffs	1-3-0		.250

RESULTS VS. GREEN BAY PACKERS

at Green Bay Packers	9/27/1953	W	27-0
Green Bay Packers	10/23/1955	W	41-10
at Green Bay Packers	11/4/1956	W	24-7
Green Bay Packers	10/15/1961	L	17-49
at Green Bay Packers	11/22/1964	L	21-28
*at Green Bay Packers	1/2/1966	L	12-23
Green Bay Packers	9/18/1966	L	20-21
at Green Bay Packers	11/12/1967	L	7-55
Green Bay Packers	12/7/1969	W	20-7
Green Bay Packers	9/17/1972	L	10-26
Green Bay Packers	10/19/1980	W	26-21
at Green Bay Packers	11/6/1983	L	21-35

Green Bay Packers	10/19/1986	L	14-17
Green Bay Packers	10/18/1992	W	17-6
Green Bay Packers	11/19/1995	L	20-31
at Green Bay Packers	12/23/2001	L	7-30
at Green Bay Packers	9/18/2005	W	26-24
Green Bay Packers	10/25/2009	L	3-31
Regular Season Totals	7-11-0		.389
Home	4-6-0		.400
Away	3-4-0		.429
Playoffs	0-1-0		.000

RESULTS VS. HOUSTON TEXANS

Houston Texans	10/20/2002	W	34-17
at Houston Texans	1/2/2005	W	22-14
at Houston Texans	10/30/2005	L	16-19
at Houston Texans	12/31/2006	L	6-14
Houston Texans	11/25/2007	W	27-17
Houston Texans	11/23/2008	L	6-16
at Houston Texans	11/6/2011	L	12-30
Regular Season Totals	3-4-0		.429
Home	2-1-0		.667
Away	1-3-0		.250

RESULTS VS. INDIANAPOLIS COLTS

at Baltimore Colts	9/24/1950	W	31-0
Baltimore Colts	11/11/1956	L	7-21
at Baltimore Colts	11/1/1959	W	38-31
Baltimore Colts	10/14/1962	L	14-36
*Baltimore Colts	12/27/1964	W	27-0
at Baltimore Colts	10/20/1968	W	30-20
*Baltimore Colts	12/29/1968	L	0-34
at Baltimore Colts	9/26/1971	W	14-13
*Baltimore Colts	12/26/1971	L	3-20
Baltimore Colts	9/16/1973	W	24-14
at Baltimore Colts	11/2/1975	L	7-21
at Baltimore Colts	11/19/1978	W	45-24
Baltimore Colts	9/16/1979	W	13-10
at Baltimore Colts	11/9/1980	W	28-27
Baltimore Colts	10/25/1981	W	42-28
Baltimore Colts	11/27/1983	W	41-23
at Indianapolis Colts	11/2/1986	W	24-9
Indianapolis Colts	12/6/1987	L	7-9
*Indianapolis Colts	1/9/1988	W	38-21
Indianapolis Colts	9/19/1988	W	23-17
at Indianapolis Colts	12/10/1989	L	17-23 OT
at Indianapolis Colts	12/1/1991	W	31-0
at Indianapolis Colts	9/6/1992	L	3-14
at Indianapolis Colts	9/26/1993	L	10-23
at Indianapolis Colts	9/25/1994	W	21-14
Indianapolis Colts	12/26/1999	L	28-29
Indianapolis Colts	12/15/2002	L	23-28
Indianapolis Colts	9/7/2003	L	6-9
at Indianapolis Colts	9/25/2005	L	6-13
Indianapolis Colts	11/30/2008	L	6-10
at Indianapolis Colts	9/18/2011	W	27-19
at Indianapolis Colts	10/21/2012	L	13-17
Regular Season Totals	15-13-0		.536
Home	5-7-0		.417
Away	10-6-0		.625
Playoffs	2-2-0		.500

RESULTS VS. JACKSONVILLE JAGUARS

Jacksonville Jaguars	10/22/1995	L	15-23
at Jacksonville Jaguars	12/24/1995	L	21-24
at Jacksonville Jaguars	10/17/1999	L	7-24
Jacksonville Jaguars	12/19/1999	L	14-24
Jacksonville Jaguars	9/3/2000	L	7-27
at Jacksonville Jaguars	12/3/2000	L	0-48
at Jacksonville Jaguars	9/30/2001	W	23-14
Jacksonville Jaguars	12/16/2001	L	10-15
at Jacksonville Jaguars	12/8/2002	W	21-20
Jacksonville Jaguars	12/4/2005	L	14-20

at Jacksonville Jaguars	10/26/2008	W	23-17
Jacksonville Jaguars	1/3/2010	W	23-17
at Jacksonville Jaguars	11/21/2010	L	20-24
Jacksonville Jaguars	11/20/2011	W	20-14
Regular Season Totals	5-9-0	.357	
Home	2-5-0	.286	
Away	3-4-0	.429	

RESULTS VS. KANSAS CITY CHIEFS

at Kansas City Chiefs	11/14/1971	L	7-13
Kansas City Chiefs	10/8/1972	L	7-31
at Kansas City Chiefs	12/2/1973	T	20-20
Kansas City Chiefs	12/14/1975	W	40-14
at Kansas City Chiefs	12/12/1976	L	14-39
Kansas City Chiefs	10/30/1977	W	44-7
at Kansas City Chiefs	10/22/1978	L	3-17
at Kansas City Chiefs	9/9/1979	W	27-24
Kansas City Chiefs	9/21/1980	W	20-13
at Kansas City Chiefs	9/30/1984	L	6-10
Kansas City Chiefs	10/12/1986	W	20-7
at Kansas City Chiefs	9/4/1988	W	6-3
Kansas City Chiefs	11/19/1989	T	10-10 OT
at Kansas City Chiefs	9/30/1990	L	0-34
Kansas City Chiefs	11/24/1991	W	20-15
at Kansas City Chiefs	11/20/1994	L	13-20
Kansas City Chiefs	9/24/1995	W	35-17
Kansas City Chiefs	9/8/2002	L	39-40
at Kansas City Chiefs	11/9/2003	L	20-41
Kansas City Chiefs	12/3/2006	W	31-28 OT
at Kansas City Chiefs	12/20/2009	W	41-34
Kansas City Chiefs	9/19/2010	L	14-16
Kansas City Chiefs	12/9/2012	W	30-7
Regular Season Totals	11-10-2	.522	
Home	8-3-1	.708	
Away	3-7-1	.318	

RESULTS VS. MIAMI DOLPHINS

at Miami Dolphins	10/25/1970	W	28-0
*at Miami Dolphins	12/24/1972	L	14-20
Miami Dolphins	10/15/1973	L	9-17
Miami Dolphins	11/28/1976	W	17-13
Miami Dolphins	11/18/1979	W	30-24 OT
*at Miami Dolphins	1/4/1986	L	21-24
Miami Dolphins	11/10/1986	W	26-16
at Miami Dolphins	12/12/1988	L	31-38
at Miami Dolphins	10/8/1989	L	10-13 OT
Miami Dolphins	11/25/1990	L	13-30
Miami Dolphins	9/14/1992	L	23-27
Miami Dolphins	10/10/1993	L	14-24
at Miami Dolphins	12/26/2004	L	7-10
Miami Dolphins	11/20/2005	W	22-0
Miami Dolphins	10/14/2007	W	41-31
at Miami Dolphins	12/5/2010	W	13-10
Miami Dolphins	9/25/2011	W	17-16
Regular Season Totals	8-7-0	.533	
Home	6-4-0	.600	
Away	2-3-0	.400	
Playoffs	0-2-0	.000	

RESULTS VS. MINNESOTA VIKINGS

Minnesota Vikings	10/31/1965	L	17-27
Minnesota Vikings	11/19/1967	W	14-10
at Minnesota Vikings	11/9/1969	L	3-51
*at Minnesota Vikings	1/4/1970	L	7-27
at Minnesota Vikings	11/4/1973	L	3-26
Minnesota Vikings	9/28/1975	L	10-42
at Minnesota Vikings	12/14/1980	L	23-28
Minnesota Vikings	9/4/1983	L	21-27
at Minnesota Vikings	10/26/1986	W	23-20
Minnesota Vikings	12/17/1989	W	23-17 OT
at Minnesota Vikings	11/22/1992	L	13-17
at Minnesota Vikings	12/9/1995	L	11-27

at Minnesota Vikings	11/27/2005	L	12-24
Minnesota Vikings	9/13/2009	L	20-34
Regular Season Totals	3-10-0	.231	
Home	2-4-0	.333	
Away	1-6-0	.143	
Playoffs	0-1-0	.000	

RESULTS VS. NEW ENGLAND PATRIOTS

New England Patriots	11/21/1971	W	21-7
at New England Patriots	11/10/1974	W	21-14
New England Patriots	9/26/1977	W	30-27 OT
at New England Patriots	9/7/1980	L	17-34
New England Patriots	11/21/1982	W	10-7
at New England Patriots	11/20/1983	W	30-0
New England Patriots	10/7/1984	L	16-17
New England Patriots	10/6/1985	W	24-20
at New England Patriots	10/4/1987	W	20-10
at New England Patriots	9/8/1991	W	20-0
at New England Patriots	10/25/1992	W	19-17
New England Patriots	12/19/1993	L	17-20
New England Patriots	11/6/1994	W	13-6
*New England Patriots	1/1/1995	W	20-13
at New England Patriots	9/3/1995	L	14-17
New England Patriots	10/3/1999	L	7-19
New England Patriots	11/12/2000	W	19-11
at New England Patriots	12/9/2001	L	16-27
at New England Patriots	10/26/2003	L	3-9
New England Patriots	12/5/2004	L	15-42
at New England Patriots	10/7/2007	L	17-34
New England Patriots	11/7/2010	W	34-14
Regular Season Totals	12-9-0	.571	
Home	7-4-0	.636	
Away	5-5-0	.500	
Playoffs	1-0-0	1.000	

RESULTS VS. NEW ORLEANS SAINTS

at New Orleans Saints	10/1/1967	W	42-7
at New Orleans Saints	9/15/1968	W	24-10
New Orleans Saints	11/10/1968	W	35-17
at New Orleans Saints	10/12/1969	W	27-17
at New Orleans Saints	12/12/1971	W	21-17
New Orleans Saints	11/30/1975	W	17-16
at New Orleans Saints	10/8/1978	W	24-16
New Orleans Saints	10/18/1981	W	20-17
New Orleans Saints	10/28/1984	L	14-16
at New Orleans Saints	9/13/1987	L	21-28
at New Orleans Saints	10/14/1990	L	20-25
New Orleans Saints	12/5/1993	W	17-13
at New Orleans Saints	10/31/1999	W	21-16
at New Orleans Saints	11/24/2002	W	24-15
New Orleans Saints	9/10/2006	L	14-19
at New Orleans Saints	10/24/2010	W	30-17
Regular Season Totals	12-4-0	.750	
Home	4-2-0	.667	
Away	8-2-0	.800	

RESULTS VS. NEW YORK GIANTS

New York Giants	10/1/1950	L	0-6
at New York Giants	10/22/1950	L	13-17
*New York Giants	12/17/1950	W	8-3
New York Giants	10/27/1951	W	14-13
at New York Giants	11/18/1951	W	10-0
New York Giants	10/12/1952	L	9-17
at New York Giants	12/14/1952	L	34-37
at New York Giants	10/25/1953	W	7-0
New York Giants	12/6/1953	W	62-14
New York Giants	10/31/1954	W	24-14
at New York Giants	11/28/1954	W	16-7
New York Giants	11/6/1955	W	24-14
at New York Giants	11/27/1955	T	35-35
New York Giants	10/14/1956	L	9-21
at New York Giants	12/9/1956	W	24-7

New York Giants	9/29/1957	W	6-3
at New York Giants	12/15/1957	W	34-28
New York Giants	11/2/1958	L	17-21
at New York Giants	12/14/1958	L	10-13
*at New York Giants	12/21/1958	L	0-10
New York Giants	10/11/1959	L	6-10
at New York Giants	12/6/1959	L	7-48
New York Giants	11/6/1960	L	13-17
at New York Giants	12/15/1960	W	48-34
New York Giants	11/26/1961	L	21-37
at New York Giants	12/17/1961	T	7-7
New York Giants	9/16/1962	W	17-7
at New York Giants	12/9/1962	L	13-17
at New York Giants	10/13/1963	W	35-24
New York Giants	10/27/1963	L	6-33
New York Giants	10/25/1964	W	42-20
at New York Giants	12/12/1964	W	52-20
at New York Giants	10/24/1965	W	38-14
New York Giants	11/14/1965	W	34-21
at New York Giants	10/2/1966	W	28-7
New York Giants	12/4/1966	W	49-40
at New York Giants	10/29/1967	L	34-38
New York Giants	12/3/1967	W	24-14
New York Giants	12/1/1968	W	45-10
New York Giants	11/23/1969	W	28-17
at New York Giants	12/21/1969	L	14-27
New York Giants	9/30/1973	W	12-10
at New York Giants	11/20/1977	W	21-7
at New York Giants	12/1/1985	W	35-33
at New York Giants	9/22/1991	L	10-13
New York Giants	12/4/1994	L	13-16
New York Giants	11/5/2000	L	3-24
at New York Giants	9/26/2004	L	10-27
New York Giants	10/13/2008	W	35-14
at New York Giants	10/7/2012	L	27-41
Regular Season Totals	26-20-2	.563	
Home	14-10-0	.583	
Away	12-10-2	.565	
Playoffs	1-1-0	.542	

RESULTS VS. NEW YORK JETS

New York Jets	9/21/1970	W	31-21
at New York Jets	12/17/1972	W	26-10
New York Jets	9/12/1976	W	38-17
New York Jets	12/10/1978	W	37-34 OT
at New York Jets	9/2/1979	W	25-22 OT
New York Jets	12/7/1980	W	17-14
New York Jets	12/12/1981	L	13-14
New York Jets	10/9/1983	W	10-7
New York Jets	10/14/1984	L	20-24
at New York Jets	12/22/1985	L	10-37
*New York Jets	1/11/1987	W	23-20 2OT
New York Jets	9/11/1988	L	3-23
New York Jets	9/17/1989	W	38-24
at New York Jets	9/16/1990	L	21-24
New York Jets	10/6/1991	L	14-17
New York Jets	10/2/1994	W	27-7
at New York Jets	10/27/2002	W	24-21
New York Jets	11/21/2004	L	7-10
New York Jets	10/29/2006	W	20-13
at New York Jets	12/9/2007	W	24-18
New York Jets	11/14/2010	L	20-26 OT
Regular Season Totals	12-8-0	.600	
Home	8-6-0	.571	
Away	4-2-0	.667	
Playoffs	1-0-0	1.000	

RESULTS VS. OAKLAND RAIDERS

at Oakland Raiders	11/8/1970	L	20-23
Oakland Raiders	10/4/1971	L	20-34
at Oakland Raiders	11/18/1973	W	7-3

Oakland Raiders	10/6/1974	L	24-40
at Oakland Raiders	11/16/1975	L	17-38
Oakland Raiders	10/9/1977	L	10-26
at Oakland Raiders	12/9/1979	L	14-19
*Oakland Raiders	1/4/1981	L	12-14
*at Los Angeles Raiders	1/8/1983	L	10-27
Los Angeles Raiders	10/20/1985	L	20-21
at Los Angeles Raiders	11/16/1986	L	14-27
at Los Angeles Raiders	12/20/1987	W	24-17
at Los Angeles Raiders	9/20/1992	W	28-16
at Los Angeles Raiders	9/19/1993	W	19-16
at Oakland Raiders	9/24/2000	L	10-36
Oakland Raiders	10/12/2003	W	13-7
at Oakland Raiders	12/18/2005	W	9-7
at Oakland Raiders	10/1/2006	W	24-21
at Oakland Raiders	9/23/2007	L	24-26
Oakland Raiders	12/2/2009	W	23-9
at Oakland Raiders	10/16/2011	L	17-24
at Oakland Raiders	12/2/2012	W	20-17
Regular Season Totals	9-11-0	.450	
Home	2-4-0	.333	
Away	7-7-0	.500	
Playoffs	0-2-0	.000	

RESULTS VS. PHILADELPHIA EAGLES

at Philadelphia Eagles	9/16/1950	W	35-10
Philadelphia Eagles	12/3/1950	W	13-7
Philadelphia Eagles	11/11/1951	W	20-17
at Philadelphia Eagles	12/16/1951	W	24-9
at Philadelphia Eagles	10/19/1952	W	49-7
Philadelphia Eagles	11/23/1952	L	20-28
Philadelphia Eagles	10/10/1953	W	37-13
at Philadelphia Eagles	12/13/1953	L	27-42
at Philadelphia Eagles	9/26/1954	L	10-28
Philadelphia Eagles	11/21/1954	W	6-0
Philadelphia Eagles	10/9/1955	W	21-17
at Philadelphia Eagles	11/13/1955	L	17-33
at Philadelphia Eagles	11/18/1956	W	16-0
Philadelphia Eagles	12/2/1956	W	17-14
Philadelphia Eagles	10/13/1957	W	24-7
at Philadelphia Eagles	10/20/1957	L	7-17
Philadelphia Eagles	11/23/1958	W	28-14
at Philadelphia Eagles	12/7/1958	W	21-14
Philadelphia Eagles	11/8/1959	W	28-7
at Philadelphia Eagles	12/13/1959	W	28-21
at Philadelphia Eagles	9/25/1960	W	41-24
Philadelphia Eagles	10/23/1960	L	29-31
at Philadelphia Eagles	9/17/1961	L	20-27
Philadelphia Eagles	11/19/1961	W	45-24
at Philadelphia Eagles	9/30/1962	L	7-35
Philadelphia Eagles	11/4/1962	T	14-14
Philadelphia Eagles	10/20/1963	W	37-7
at Philadelphia Eagles	11/3/1963	W	23-17
at Philadelphia Eagles	9/27/1964	W	28-20
Philadelphia Eagles	11/29/1964	W	38-24
at Philadelphia Eagles	10/3/1965	W	35-17
Philadelphia Eagles	11/7/1965	W	38-34
Philadelphia Eagles	11/13/1966	W	27-7
at Philadelphia Eagles	12/11/1966	L	21-33
at Philadelphia Eagles	12/17/1967	L	24-28
Philadelphia Eagles	11/24/1968	W	47-13
at Philadelphia Eagles	9/21/1969	W	27-20
at Philadelphia Eagles	9/24/1972	W	27-17
Philadelphia Eagles	11/14/1976	W	24-3
at Philadelphia Eagles	11/4/1979	W	24-19
Philadelphia Eagles	9/19/1982	L	21-24
Philadelphia Eagles	10/16/1988	W	19-3
Philadelphia Eagles	11/10/1991	L	30-32
at Philadelphia Eagles	11/13/1994	W	26-7
Philadelphia Eagles	12/10/2000	L	24-35
Philadelphia Eagles	10/24/2004	L	31-34 OT

at Philadelphia Eagles	12/15/2008	L	10-30
Philadelphia Eagles	9/9/2012	L	16-17
Regular Season Totals	31-16-1	.656	
Home	17-7-1	.700	
Away	14-9-0	.609	

RESULTS VS. PITTSBURGH STEELERS

at Pittsburgh Steelers	10/7/1950	W	30-17
Pittsburgh Steelers	10/29/1950	W	45-7
Pittsburgh Steelers	10/21/1951	W	17-0
at Pittsburgh Steelers	12/9/1951	W	28-0
at Pittsburgh Steelers	10/4/1952	W	21-20
Pittsburgh Steelers	11/16/1952	W	29-28
Pittsburgh Steelers	11/8/1953	W	34-16
at Pittsburgh Steelers	11/22/1953	W	20-16
at Pittsburgh Steelers	10/17/1954	L	27-55
Pittsburgh Steelers	12/12/1954	W	42-7
Pittsburgh Steelers	11/20/1955	W	41-14
at Pittsburgh Steelers	12/4/1955	W	30-7
at Pittsburgh Steelers	10/6/1956	W	14-10
Pittsburgh Steelers	11/28/1956	L	16-24
at Pittsburgh Steelers	10/5/1957	W	23-12
Pittsburgh Steelers	11/10/1957	W	24-0
at Pittsburgh Steelers	10/5/1958	W	45-12
Pittsburgh Steelers	10/19/1958	W	27-10
at Pittsburgh Steelers	9/26/1959	L	7-17
Pittsburgh Steelers	11/22/1959	L	20-21
Pittsburgh Steelers	10/2/1960	W	28-20
at Pittsburgh Steelers	11/20/1960	L	10-14
at Pittsburgh Steelers	10/22/1961	W	30-28
Pittsburgh Steelers	11/5/1961	L	13-17
at Pittsburgh Steelers	10/28/1962	W	41-14
Pittsburgh Steelers	11/25/1962	W	35-14
Pittsburgh Steelers	10/5/1963	W	35-23
at Pittsburgh Steelers	11/10/1963	L	7-9
Pittsburgh Steelers	10/10/1964	L	7-23
at Pittsburgh Steelers	11/1/1964	W	30-17
Pittsburgh Steelers	10/9/1965	W	24-19
at Pittsburgh Steelers	11/28/1965	W	42-21
Pittsburgh Steelers	10/8/1966	W	41-10
at Pittsburgh Steelers	11/6/1966	L	6-16
Pittsburgh Steelers	10/7/1967	W	21-10
at Pittsburgh Steelers	11/5/1967	W	34-14
Pittsburgh Steelers	10/5/1968	W	31-24
at Pittsburgh Steelers	11/17/1968	W	45-24
Pittsburgh Steelers	10/18/1969	W	42-31
at Pittsburgh Steelers	11/16/1969	W	24-3
Pittsburgh Steelers	10/3/1970	W	15-7
at Pittsburgh Steelers	11/29/1970	L	9-28
Pittsburgh Steelers	10/10/1971	W	27-17
at Pittsburgh Steelers	11/7/1971	L	9-26
Pittsburgh Steelers	11/19/1972	W	26-24
at Pittsburgh Steelers	12/3/1972	L	0-30
at Pittsburgh Steelers	9/23/1973	L	6-33
Pittsburgh Steelers	11/25/1973	W	21-16
at Pittsburgh Steelers	10/20/1974	L	16-20
Pittsburgh Steelers	11/17/1974	L	16-26
Pittsburgh Steelers	10/5/1975	L	6-42
at Pittsburgh Steelers	12/7/1975	L	17-31
at Pittsburgh Steelers	9/19/1976	L	14-31
Pittsburgh Steelers	10/10/1976	W	18-16
Pittsburgh Steelers	10/2/1977	L	14-28
at Pittsburgh Steelers	11/13/1977	L	31-35
at Pittsburgh Steelers	9/24/1978	L	9-15 OT
Pittsburgh Steelers	10/15/1978	L	14-34
Pittsburgh Steelers	10/7/1979	L	35-51
at Pittsburgh Steelers	11/25/1979	L	30-33 OT
Pittsburgh Steelers	10/26/1980	W	27-26
at Pittsburgh Steelers	11/16/1980	L	13-16
at Pittsburgh Steelers	10/11/1981	L	7-13
Pittsburgh Steelers	11/22/1981	L	10-32

Pittsburgh Steelers	12/19/1982	W	10-9
at Pittsburgh Steelers	1/2/1983	L	21-37
at Pittsburgh Steelers	10/16/1983	L	17-44
Pittsburgh Steelers	12/18/1983	W	30-17
Pittsburgh Steelers	9/23/1984	W	20-10
at Pittsburgh Steelers	12/9/1984	L	20-23
Pittsburgh Steelers	9/16/1985	W	17-7
at Pittsburgh Steelers	11/3/1985	L	9-10
at Pittsburgh Steelers	10/5/1986	W	27-24
Pittsburgh Steelers	11/23/1986	W	37-31 OT
Pittsburgh Steelers	9/20/1987	W	34-10
at Pittsburgh Steelers	12/26/1987	W	19-13
at Pittsburgh Steelers	10/2/1988	W	23-9
Pittsburgh Steelers	11/20/1988	W	27-7
at Pittsburgh Steelers	9/10/1989	W	51-0
Pittsburgh Steelers	10/15/1989	L	7-17
Pittsburgh Steelers	9/9/1990	W	13-3
at Pittsburgh Steelers	12/23/1990	L	0-35
Pittsburgh Steelers	10/27/1991	W	17-14
at Pittsburgh Steelers	12/22/1991	L	10-17
Pittsburgh Steelers	10/11/1992	W	17-9
at Pittsburgh Steelers	12/27/1992	L	13-23
Pittsburgh Steelers	10/24/1993	W	28-23
at Pittsburgh Steelers	1/2/1994	L	9-16
Pittsburgh Steelers	9/11/1994	L	10-17
at Pittsburgh Steelers	12/18/1994	L	7-17
*at Pittsburgh Steelers	1/7/1995	L	9-29
at Pittsburgh Steelers	11/13/1995	L	3-20
Pittsburgh Steelers	11/26/1995	L	17-20
Pittsburgh Steelers	9/12/1999	L	0-43
at Pittsburgh Steelers	11/14/1999	W	16-15
Pittsburgh Steelers	9/17/2000	W	23-20
at Pittsburgh Steelers	10/22/2000	L	0-22
Pittsburgh Steelers	11/11/2001	L	12-15 OT
at Pittsburgh Steelers	1/6/2002	L	7-28
at Pittsburgh Steelers	9/29/2002	L	13-16 OT
Pittsburgh Steelers	11/3/2002	L	20-23
*at Pittsburgh Steelers	1/5/2003	L	33-36
at Pittsburgh Steelers	10/5/2003	W	33-13
Pittsburgh Steelers	11/23/2003	L	6-13
at Pittsburgh Steelers	10/10/2004	L	23-34
Pittsburgh Steelers	11/14/2004	L	10-24
at Pittsburgh Steelers	11/13/2005	L	21-34
Pittsburgh Steelers	12/24/2005	L	0-41
Pittsburgh Steelers	11/19/2006	L	20-24
at Pittsburgh Steelers	12/7/2006	L	7-27
Pittsburgh Steelers	9/9/2007	L	7-34
at Pittsburgh Steelers	11/11/2007	L	28-31
Pittsburgh Steelers	9/14/2008	L	6-10
at Pittsburgh Steelers	12/28/2008	L	0-31
at Pittsburgh Steelers	10/18/2009	L	14-27
Pittsburgh Steelers	12/10/2009	W	13-6
at Pittsburgh Steelers	10/17/2010	L	10-28
Pittsburgh Steelers	1/2/2011	L	9-41
at Pittsburgh Steelers	12/8/2011	L	3-14
Pittsburgh Steelers	1/1/2012	L	9-13
Pittsburgh Steelers	11/25/2012	W	20-14
at Pittsburgh Steelers	12/30/2012	L	10-24
Regular Season Totals	57-63-0	.475	
Home	36-24-0	.600	
Away	21-39-0	.350	
Playoffs	0-2-0	.000	

RESULTS VS. ST. LOUIS RAMS

*Los Angeles Rams	12/24/1950	W	30-28
at Los Angeles Rams	10/7/1951	W	38-23
*at Los Angeles Rams	12/23/1951	L	17-24
Los Angeles Rams	9/28/1952	W	37-7
*at Los Angeles Rams	12/26/1955	W	38-14
Los Angeles Rams	11/24/1957	W	45-31
at Los Angeles Rams	9/28/1958	W	30-27

Los Angeles Rams	9/29/1963	W	20-6
at Los Angeles Rams	12/12/1965	L	7-42
Los Angeles Rams	9/29/1968	L	6-24
at Los Angeles Rams	12/16/1973	L	17-30
Los Angeles Rams	11/27/1977	L	0-9
Los Angeles Rams	11/26/1978	W	30-19
at Los Angeles Rams	10/4/1981	L	16-27
at Los Angeles Rams	9/9/1984	L	17-20
Los Angeles Rams	10/26/1987	W	30-17
Los Angeles Rams	12/2/1990	L	23-38
at Los Angeles Rams	12/26/1993	W	42-14
at St. Louis Rams	10/24/1999	L	3-34
St. Louis Rams	12/8/2003	L	20-26
at St. Louis Rams	10/28/2007	W	27-20
St. Louis Rams	11/13/2011	L	12-13
Regular Season Totals	9-10-0		.474
Home	5-5-0		.500
Away	4-5-0		.444
Playoffs	2-1-0		.667

RESULTS VS. SAN DIEGO CHARGERS

San Diego Chargers	11/1/1970	L	10-27
at San Diego Chargers	11/13/1972	W	21-17
San Diego Chargers	10/28/1973	T	16-16
at San Diego Chargers	11/3/1974	L	35-36
San Diego Chargers	10/24/1976	W	21-17
at San Diego Chargers	12/4/1977	L	14-37
San Diego Chargers	9/7/1981	L	14-44
San Diego Chargers	12/5/1982	L	13-30
at San Diego Chargers	9/25/1983	W	30-24 OT
at San Diego Chargers	9/29/1985	W	21-7
San Diego Chargers	12/21/1986	W	47-17
at San Diego Chargers	11/1/1987	L	24-27 OT
San Diego Chargers	9/23/1990	L	14-24
at San Diego Chargers	10/20/1991	W	30-24 OT
San Diego Chargers	11/15/1992	L	13-14
at San Diego Chargers	12/3/1995	L	13-31
at San Diego Chargers	12/5/1999	L	10-23
San Diego Chargers	10/7/2001	W	20-16
San Diego Chargers	10/19/2003	L	20-26
San Diego Chargers	12/19/2004	L	0-21
at San Diego Chargers	11/5/2006	L	25-32
San Diego Chargers	12/6/2009	L	23-30
San Diego Chargers	10/28/2012	W	7-6
Regular Season Totals	8-14-1		.370
Home	4-8-1		.346
Away	4-6-0		.400

RESULTS VS. SAN FRANCISCO 49ERS

San Francisco 49ers	11/12/1950	W	34-14
at San Francisco 49ers	9/30/1951	L	10-24
San Francisco 49ers	11/15/1953	W	23-21
at San Francisco 49ers	10/2/1955	W	38-3
San Francisco 49ers	11/29/1959	L	20-21
at San Francisco 49ers	12/15/1962	W	13-10
at San Francisco 49ers	11/3/1968	W	33-21
at San Francisco 49ers	9/27/1970	L	31-34
San Francisco 49ers	12/1/1974	W	7-0
San Francisco 49ers	9/3/1978	W	24-7
at San Francisco 49ers	11/15/1981	W	15-12
San Francisco 49ers	11/11/1984	L	7-41
at San Francisco 49ers	11/29/1987	L	24-38
at San Francisco 49ers	10/28/1990	L	17-20
San Francisco 49ers	9/13/1993	W	23-13
at San Francisco 49ers	9/21/2003	W	13-12
San Francisco 49ers	12/30/2007	W	20-7
at San Francisco 49ers	10/30/2011	L	10-20
Regular Season Totals	11-7-0		.611
Home	6-2-0		.750
Away	5-5-0		.500

RESULTS VS. SEATTLE SEAHAWKS

at Seattle Seahawks	12/18/1977	L	19-20
at Seattle Seahawks	12/3/1978	L	24-47
Seattle Seahawks	11/11/1979	L	24-29
at Seattle Seahawks	10/12/1980	W	27-3
at Seattle Seahawks	12/20/1981	L	21-42
at Seattle Seahawks	9/12/1982	W	21-7
Seattle Seahawks	10/2/1983	L	9-24
at Seattle Seahawks	9/3/1984	L	0-33
at Seattle Seahawks	12/8/1985	L	13-31
Seattle Seahawks	10/9/1988	L	10-16
at Seattle Seahawks	11/12/1989	W	17-7
at Seattle Seahawks	11/14/1993	L	5-22
Seattle Seahawks	12/24/1994	W	35-9
Seattle Seahawks	9/9/2001	L	6-9
at Seattle Seahawks	11/30/2003	L	7-34
Seattle Seahawks	11/4/2007	W	33-30 OT
Seattle Seahawks	10/23/2011	W	6-3
Regular Season Totals	6-11-0		.353
Home	3-4-0		.429
Away	3-7-0		.300

RESULTS VS. TAMPA BAY BUCCANEERS

at Tampa Bay Buccaneers	11/21/1976	W	24-7
at Tampa Bay Buccaneers	9/28/1980	W	34-27
Tampa Bay Buccaneers	11/13/1983	W	20-0
at Tampa Bay Buccaneers	11/5/1989	W	42-31
Tampa Bay Buccaneers	9/10/1995	W	22-6
at Tampa Bay Buccaneers	10/13/2002	L	3-17
Tampa Bay Buccaneers	12/24/2006	L	7-22
at Tampa Bay Buccaneers	9/12/2010	L	14-17
Regular Season Totals	5-3-0		.625
Home	2-1-0		.667
Away	3-2-0		.600

RESULTS VS. TENNESSEE TITANS

Houston Oilers	11/22/1970	W	28-14
at Houston Oilers	12/7/1970	W	21-10
Houston Oilers	9/19/1971	W	31-0
at Houston Oilers	11/28/1971	W	37-24
at Houston Oilers	10/22/1972	W	23-17
Houston Oilers	11/5/1972	W	20-0
Houston Oilers	10/21/1973	W	42-13
at Houston Oilers	11/11/1973	W	23-13
Houston Oilers	9/22/1974	W	20-7
at Houston Oilers	12/15/1974	L	24-28
Houston Oilers	10/12/1975	L	10-40
at Houston Oilers	12/21/1975	L	10-21
at Houston Oilers	11/7/1976	W	21-7
Houston Oilers	12/5/1976	W	13-10
at Houston Oilers	10/16/1977	W	24-23
Houston Oilers	12/11/1977	L	15-19
Houston Oilers	10/1/1978	L	13-16
at Houston Oilers	11/5/1978	L	10-14
at Houston Oilers	9/30/1979	L	10-31
Houston Oilers	12/2/1979	W	14-7
Houston Oilers	9/15/1980	L	7-16
at Houston Oilers	11/30/1980	W	17-14
Houston Oilers	9/13/1981	L	3-9
at Houston Oilers	12/3/1981	L	13-17
at Houston Oilers	12/26/1982	W	20-14
Houston Oilers	10/30/1983	W	25-19 OT
at Houston Oilers	12/11/1983	L	27-34
Houston Oilers	11/25/1984	W	27-10
at Houston Oilers	12/16/1984	W	27-20
at Houston Oilers	10/13/1985	W	21-6
Houston Oilers	12/15/1985	W	28-21
at Houston Oilers	9/14/1986	W	23-20
Houston Oilers	11/30/1986	W	13-10 OT
Houston Oilers	10/11/1987	L	10-15
at Houston Oilers	11/22/1987	W	40-7

at Houston Oilers	11/7/1988	L	17-24
Houston Oilers	12/18/1988	W	28-23
*Houston Oilers	12/24/1988	L	23-24
Houston Oilers	10/29/1989	W	28-17
at Houston Oilers	12/23/1989	W	24-20
Houston Oilers	11/18/1990	L	23-35
at Houston Oilers	12/9/1990	L	14-58
at Houston Oilers	11/17/1991	L	24-28
Houston Oilers	12/15/1991	L	14-17
at Houston Oilers	11/8/1992	W	24-14
Houston Oilers	12/20/1992	L	14-17
Houston Oilers	11/21/1993	L	20-27
at Houston Oilers	12/12/1993	L	17-19
at Houston Oilers	10/13/1994	W	11-8
Houston Oilers	11/27/1994	W	34-10
at Houston Oilers	9/17/1995	W	14-7
Houston Oilers	11/5/1995	L	10-37
at Tennessee Titans	9/19/1999	L	9-26
Tennessee Titans	11/28/1999	L	21-33
at Tennessee Titans	11/19/2000	L	10-24
Tennessee Titans	12/17/2000	L	0-24
Tennessee Titans	12/2/2001	L	15-31
at Tennessee Titans	12/30/2001	W	41-38
at Tennessee Titans	9/22/2002	W	31-28 OT
Tennessee Titans	11/6/2005	W	20-14
at Tennessee Titans	12/7/2008	L	9-28
Tennessee Titans	10/2/2011	L	13-31
Regular Season Totals	33-28-0	.541	
Home	15-15-0	.500	
Away	18-13-0	.581	
Playoffs	0-1-0	.000	

RESULTS VS. WASHINGTON REDSKINS

Washington Redskins	11/19/1950	W	20-14
at Washington Redskins	12/10/1950	W	45-21
Washington Redskins	10/14/1951	W	45-0
Washington Redskins	10/26/1952	W	19-15
at Washington Redskins	11/30/1952	W	48-24
at Washington Redskins	10/18/1953	W	30-14
Washington Redskins	11/1/1953	W	27-3
Washington Redskins	11/7/1954	W	62-3

at Washington Redskins	12/5/1954	W	34-14
Washington Redskins	9/25/1955	L	17-27
at Washington Redskins	10/16/1955	W	24-14
at Washington Redskins	10/21/1956	L	9-20
Washington Redskins	11/25/1956	L	17-20
Washington Redskins	11/3/1957	W	21-17
at Washington Redskins	11/17/1957	T	30-30
at Washington Redskins	11/16/1958	W	20-10
Washington Redskins	11/30/1958	W	21-14
Washington Redskins	10/25/1959	W	34-7
at Washington Redskins	11/15/1959	W	31-17
at Washington Redskins	10/30/1960	W	31-10
Washington Redskins	12/4/1960	W	27-16
Washington Redskins	10/8/1961	W	31-7
at Washington Redskins	11/12/1961	W	17-6
Washington Redskins	9/23/1962	L	16-17
at Washington Redskins	11/11/1962	L	9-17
Washington Redskins	9/15/1963	W	37-14
at Washington Redskins	12/15/1963	W	27-20
at Washington Redskins	9/13/1964	W	27-13
Washington Redskins	11/8/1964	W	34-24
at Washington Redskins	9/19/1965	W	17-7
Washington Redskins	12/5/1965	W	24-16
at Washington Redskins	9/11/1966	W	38-14
Washington Redskins	11/20/1966	W	14-3
Washington Redskins	11/26/1967	W	42-37
at Washington Redskins	12/8/1968	W	24-21
Washington Redskins	9/28/1969	W	27-23
at Washington Redskins	12/19/1971	W	20-13
Washington Redskins	10/26/1975	L	7-23
Washington Redskins	10/14/1979	L	9-13
Washington Redskins	10/27/1985	L	7-14
at Washington Redskins	11/27/1988	W	17-13
at Washington Redskins	10/13/1991	L	17-42
Washington Redskins	10/3/2004	W	17-13
at Washington Redskins	10/19/2008	L	11-14
Washington Redskins	12/16/2012	L	21-38
Regular Season Totals	33-11-1	.744	
Home	17-7-0	.708	
Away	16-4-1	.786	

BROWNS VS. NFL TEAMS

	REGULAR SEASON				PLAYOFFS				COMBINED RECORD			
	W	L	T	%	W	L	T	%	W	L	T	%
Arizona Cardinals	33	13	3	.704	0	0	0	.000	33	13	3	.704
Atlanta Falcons	10	3	0	.769	0	0	0	.000	10	3	0	.769
Baltimore Ravens	7	21	0	.250	0	0	0	.000	7	21	0	.250
Buffalo Bills	10	7	0	.588	1	0	0	1.000	11	7	0	.611
Carolina Panthers	1	3	0	.250	0	0	0	.000	1	3	0	.250
Chicago Bears	9	5	0	.643	0	0	0	.000	9	5	0	.643
Cincinnati Bengals	37	42	0	.468	0	0	0	.000	37	42	0	.468
Dallas Cowboys	15	12	0	.556	2	1	0	.667	17	13	0	.567
Denver Broncos	5	19	0	.208	0	3	0	.000	5	22	0	.185
Detroit Lions	4	14	0	.222	1	3	0	.250	5	17	0	.227
Green Bay Packers	7	11	0	.389	0	1	0	.000	7	12	0	.368
Houston Texans	3	4	0	.429	0	0	0	.000	3	4	0	.429
Indianapolis Colts	15	13	0	.536	2	2	0	.500	17	15	0	.531
Jacksonville Jaguars	5	9	0	.357	0	0	0	.000	5	9	0	.357
Kansas City Chiefs	11	10	2	.522	0	0	0	.000	11	10	2	.522
Miami Dolphins	8	7	0	.533	0	2	0	.000	8	9	0	.471
Minnesota Vikings	3	10	0	.231	0	1	0	.000	3	11	0	.214
New England Patriots	12	9	0	.571	1	0	0	1.000	13	9	0	.591
New Orleans Saints	12	4	0	.750	0	0	0	.000	12	4	0	.750
New York Giants	26	20	2	.563	1	1	0	.500	27	21	2	.560
New York Jets	12	8	0	.600	1	0	0	1.000	13	8	0	.619
Oakland Raiders	9	11	0	.450	0	2	0	.000	9	13	0	.409
Philadelphia Eagles	31	16	1	.656	0	0	0	.000	31	16	1	.656
Pittsburgh Steelers	57	63	0	.475	0	2	0	.000	57	65	0	.467
St. Louis Rams	9	10	0	.474	2	1	0	.667	11	11	0	.500
San Diego Chargers	8	14	1	.370	0	0	0	.000	8	14	1	.370
San Francisco 49ers	11	7	0	.611	0	0	0	.000	11	7	0	.611
Seattle Seahawks	6	11	0	.353	0	0	0	.000	6	11	0	.353
Tampa Bay Buccaneers	5	3	0	.625	0	0	0	.000	5	3	0	.625
Tennessee Titans	33	28	0	.541	0	1	0	.000	33	29	0	.532
Washington Redskins	33	11	1	.744	0	0	0	.000	33	11	1	.744
NFL TOTAL RECORDS	447	417	10	.517	11	20	0	.355	458	437	10	.512

BROWNS NFL RANKING BY YARDS (SINCE 1971)

YEAR	OFFENSE		DEFENSE	
	TOTAL	RUSHING	PASSING	PASSING
1971	18	20	9	4
1972	19	19	21	3
1973	23	13	23	9
1974	20	14	23	8
1975	21	14	21	23
1976	10	9	11	13
1977	9	8	10	13
1978	5	5	8	28
1979	3	14	6	19
1980	5	26	2	28
1981	4	20	4	15
1982	17	23	12	14
1983	10	19	6	9
1984	24	21	18	3
1985	21	8	25	12
1986	9	22	8	15
1987	9	21	5	8
1988	18	24	9	6
1989	16	21	11	9
1990	25	28	12	15
1991	19	24	9	15
1992	18	19	17	19
1993	20	17	19	13
1994	16	14	19	7
1995	21	22	14	24
1999	31	31	29	11
2000	31	30	30	12
2001	31	31	28	11
2002	23	23	18	15
2003	26	20	25	7
2004	28	23	25	5
2005	26	25	23	4
2006	31	31	23	15
2007	8	10	12	24
2008	31	26	31	14
2009	32	8	32	29
2010	29	20	29	18
2011	29	28	24	2
2012	25	24	19	25

BROWNS IN OVERTIME

Sept. 26, 1977 – Cleveland 30, New England 27, at Cleveland: Browns won coin toss. Brian Sipe threw a 22-yard pass to Dave Logan at Patriots' 19. Don Cockroft kicked a 35-yard field goal at 4:45.

Sept. 10, 1978 – Cleveland 13, Cincinnati 10, at Cleveland: Browns won toss. Larry Collins returned a kickoff 41 yards to the Browns' 47. Don Cockroft kicked a 27-yard field goal at 4:30.

Sept. 24, 1978 – Pittsburgh 15, Cleveland 9, at Pittsburgh: Steelers won toss. Bennie Cunningham scored on a 37-yard "gadget" pass from Terry Bradshaw at 3:43. Steelers started winning drive on their own 21.

Dec. 10, 1978 – Cleveland 37, New York Jets 34, at Cleveland: Browns won toss. Don Cockroft kicked a 22-yard field goal at 3:07.

Sept. 2, 1979 – Cleveland 25, New York Jets 22, at New York: Jets won toss. Pat Leahy's 43-yard field goal attempt was wide right at 4:41. Johnny Evans' punt was blocked by Donald Dykes and recovered by Tom Newton. Chuck Ramsey punted into the end zone for a touchback. Evans punted and Bruce Harper returned to the Jets' 24. Matt Robinson's pass was intercepted by Oliver Davis and returned 33 yards to Jets' 31. Don Cockroft kicked a 27-yard field goal at 14:45.

Nov. 18, 1979 – Cleveland 30, Miami 24, at Cleveland: Browns won toss. Brian Sipe passed 39 yards to Reggie Rucker for touchdown at 1:59.

Nov. 25, 1979 – Pittsburgh 33, Cleveland 30, at Pittsburgh: Browns won toss. Brian Sipe's pass was intercepted by Mel Blount on the Steelers' four. Terry Bradshaw's pass was intercepted by Ron Bolton on Browns' 12. Johnny Evans punted and Theo Bell returned to the Steelers' 17. Matt Bahr kicked a 37-yard field goal at 4:51.

Nov. 8, 1981 – Denver 23, Cleveland 20, at Denver: Browns won toss. Dennis Smith recovered Calvin Hill's fumble at the Denver 48. Craig Morton's 33-yard pass to Rick Upchurch and six-yard run by Dave Preston set up Fred Steinfort's 30-yard field goal at 4:10.

Sept. 25, 1983 – Cleveland 30, San Diego 24, at San Diego: Browns won toss. Harry Holt scored on 48-yard pass play from Brian Sipe at 1:53.

Oct. 30, 1983 – Cleveland 25, Houston 19, at Cleveland: Oilers won toss. Teams traded punts. Mike Whitwell intercepted Gifford Nielsen's pass and returned it to the Oilers' 20. Boyce Green scored a touchdown on next play at 6:34.

Dec. 2, 1984 – Cincinnati 20, Cleveland 17, at Cleveland: Browns won toss. Browns failed to get first down and Steve Cox punted 41 yards. John Simmons returned the punt 30 yards to the Browns' 35. Jim Breech kicked a 35-yard field goal at 4:34.

Sept. 8, 1985 – St. Louis 27, Cleveland 24, at Cleveland: Cardinals won toss. Ron Wolfley returned the kickoff 24 yards to the St. Louis 36. The Cardinals gained 46 yards in nine plays before Neil O'Donoghue kicked a 35-yard field goal at 5:27.

Nov. 23, 1986 – Cleveland 37, Pittsburgh 31, at Cleveland: Browns won toss. Following an exchange of possessions, Bernie Kosar threw a 36-yard touchdown pass to Webster Slaughter at 6:37.

Nov. 30, 1986 – Cleveland 13, Houston 10, at Cleveland: Houston won toss and elected to kickoff. The Browns' drive was stalled. Frank Minnifield intercepted Oliver Luck. The Browns' drive halted. Minnifield intercepted Luck again. Mark Moseley kicked a 29-yard field goal at 14:44.

Jan. 3, 1987 – Cleveland 23, N.Y. Jets 20 (2 OT), at Cleveland (AFC Divisional Playoffs): Jets won coin toss in first overtime. Dave Jennings punted to Browns' 26. Browns drove to Jets 5. Mark Moseley missed 23-yard field goal (wide right). Jennings punted to Browns 38. Jeff Gossett punted to Jets 19. Jennings punted to Browns 31. Moseley kicked 27-yard field goal following a 60-yard drive at 2:02 (2nd OT).

Jan. 11, 1987 – Denver 23, Cleveland 20, at Cleveland (AFC Championship): Browns won toss. Jeff Gossett punted to Gerald Wilhite, who returned the ball to the Denver 25. Rich Karlis kicked a 33-yard field goal at 5:48.

Nov. 1, 1987 – San Diego 27, Cleveland 24, at San Diego: Browns won toss. Bernie Kosar's pass intended for Ernest Byner was intercepted by Vencie Glenn. Vince Abbott kicked 33-yard field goal at 2:16.

Oct. 8, 1989 – Miami 13, Cleveland 10, at Miami: Browns won toss. Matt Bahr missed a 44-yard field goal wide left. Pete Stoyanovich kicked a 35-yard field goal at 8:37.

Nov. 19, 1989 – Cleveland 10, Kansas City 10, at Cleveland: Browns won toss. Each team had three possessions. Nick Lowery was short on a 47-yard field goal attempt at :17.

Dec. 10, 1989 – Indianapolis 23, Cleveland 17, at Indianapolis: Browns won toss. Matt Bahr missed a 35-yard field goal wide left. The Colts punted. Bernie Kosar's pass was intercepted by Mike Prior, who returns 58 yards for a TD at 4:06.

Dec. 17, 1989 – Cleveland 23, Minnesota 17, at Cleveland: Browns won toss. After both teams punted, Mike Pagel threw a 14-yard pass to Van Waiters on a fake 31-yard field goal attempt at 5:30.

Oct. 20, 1991 – Cleveland 30, San Diego 24, at San Diego: Chargers won toss. The teams exchanged possessions. David Brandon scored on a 30-yard interception of John Friesz at 9:02.

Oct. 29, 1995 – Cleveland 29, Cincinnati 26, at Cincinnati: Browns won toss. On the Bengals' second possession, Carl Banks tipped a Jeff Blake pass into the hands of Dana Hall, who returned the ball to the Cincinnati 45. Earnest Byner raced 23 yards on a draw to set up Matt Stover's 28-yard field goal with 8:30 left in overtime.

Nov. 4, 2001 – Chicago 27, Cleveland 21, at Chicago: Bears won toss. The Browns shut down Chicago on the first series of overtime, forcing a Chicago punt. On the third play of Cleveland's first possession in overtime, Brian Robinson tipped a pass from Tim Couch and the ball was intercepted by Mike Brown, who returned it for the winning touchdown with 12:10 left in overtime.

Nov. 11, 2001 – Pittsburgh 15, Cleveland 12, at Cleveland: Steelers won toss. The Steelers took the opening kickoff and ran eight times for 58 yards, including 48 yards by Jerome Bettis, to set up a 32-yard field goal by Kris Brown with 9:38 remaining in overtime.

Sept. 22, 2002 – Cleveland 31, Tennessee 28, at Tennessee: Browns won the toss. Cleveland overcame a 14-point fourth quarter deficit to force overtime. The Browns took the opening kickoff and drove 65 yards on eight plays to set up a 33-yard field goal by Phil Dawson.

Sept. 29, 2002 – Pittsburgh 16, Cleveland 13, at Pittsburgh: Steelers won toss. Cleveland rookie LB Andra Davis intercepted Steelers' QB Tommy Maddox on Pittsburgh's first possession, but Browns K Phil Dawson missed a 45-yard field goal attempt. Pittsburgh answered with an 11-play, 52-yard drive, capped by a 31-yard field goal by K Todd Peterson. Peterson's first attempt at the game-winner on third down was blocked by the Browns but recovered by Pittsburgh behind the line of scrimmage to set up another fourth down kick.

Dec. 14, 2003 – Denver 23, Cleveland 20, at Denver: Browns won toss. Cleveland overcame an early 10-0 deficit in the 1st quarter as Browns' QB Tim Couch threw for 2 TDs in regulation. Denver stopped Cleveland in OT and orchestrated an 8-play, 46-yard drive as Broncos K Jason Elam connected on a 25-yard field goal.

Oct. 24, 2004 – Philadelphia 34, Cleveland 31, at Cleveland: Eagles won toss. QB Jeff Garcia sent the game to overtime with a 4-yard run with :30 left in the fourth quarter. The Browns forced a punt on the Eagles first possession of overtime but couldn't cross mid-field and gave the ball back to Philadelphia. Eagles K David Akers made a 50-yard field goal with 5:02 left in overtime.

Dec. 3, 2006 – Cleveland 31, Kansas City 28, at Cleveland: Kansas City won toss. The Browns scored two touchdowns in the final nine minutes of regulation to bring the game into overtime. Cleveland's defense held the Chiefs to a punt on their first overtime possession. The Browns drove 63 yards on their ensuing drive, which included a 33-yard run by quarterback Derek Anderson to set up Phil Dawson's game-winning 33-yard field goal at the 5:38 mark.

Nov. 4, 2007 – Cleveland 33, Seattle 30, at Cleveland: Seattle won toss. The Browns stopped Seahawks RB Maurice Morris for no gain on a fourth and one play from the Cleveland 44-yard line. After taking possession, the Browns moved the ball 49 yards in five plays and K Phil Dawson nailed a 25-yard game-winning field goal at the 9:19 mark.

Nov. 18, 2007 – Cleveland 33, Baltimore 30, at Baltimore: Cleveland won toss. Browns K Phil Dawson tied the game at the end of regulation on a 51-yard field goal that hit the back of the cross bar and bounced out. After consultation, the officials ruled the 51-yard field goal good, which sent the game to overtime. After winning the coin toss, the Browns moved the ball in nine plays and Dawson nailed a game-winning 33-yard field goal at the 9:10 mark.

Oct. 4, 2009 – Cincinnati 23, Cleveland 20, at Cleveland: Cincinnati won toss. The Browns eliminated a 14-0 second quarter deficit, but Cincinnati K Shayne Graham connected on a 31-yard game-winning field goal with seven seconds left in overtime.

Nov. 14, 2010 – New York Jets 26, Cleveland 20, at Cleveland: N.Y. Jets won toss. Browns QB Colt McCoy completed 5 of 9 passes for 58 yards, during a 10-play drive capped off by a 3-yard touchdown pass to WR Mohamed Massaquoi to tie the game at 20-20 with 44 seconds remaining in regulation. After three unsuccessful series for both teams, the Jets closed the game on the first play of their next series with a 37-yard touchdown pass to WR Antonio Holmes with 24 seconds remaining in overtime.

Dec. 18, 2011 – Arizona Cardinals 20, Cleveland 17, at Arizona: Cleveland won toss. Arizona scored 10 unanswered fourth quarter points, including a 33-yard field goal by Jay Feely to tie the game with 5:40 remaining in regulation. The Browns punted on their opening possession in overtime and DB Patrick Peterson returned it 32 yards to the Cleveland 40. Three plays later QB John Skelton connected with WR Larry Fitzgerald for a 32-yard reception. Feely converted on a 22-yard game-winning field goal.

Nov. 18, 2012 – Dallas Cowboys 23, Cleveland 20, at Dallas: Dallas won toss. Browns QB Brandon Weeden connected with TE Benjamin Watson for a 17-yard touchdown with 1:07 remaining in the fourth to put Cleveland ahead 20-17, but Dallas sent the game to overtime after K Dan Bailey converted on a 32-yard field goal with two seconds remaining in regulation. In overtime, the Cowboys drove 28 yards following a 20-yard punt return to set up Bailey for a 38-yard game-winning field goal.

NOTE: Cleveland's overtime record is 16-17-1 (17-18-1 including postseason). The Browns set a team record with four overtime games in 1989, tying for second most in NFL history. The Browns are 1-1 in postseason overtime games. Coin toss results (includes post-season): Browns won toss (10-9-1); Browns lost toss (7-8).

SHUTOUTS BY BROWNS

12/16/2007	vs. Buffalo Bills	8-0
11/20/2005	vs. Miami Dolphins	22-0
11/25/2001	vs. Cincinnati Bengals	18-0
9/18/1994	vs. Arizona Cardinals	32-0
12/1/1991	at Indianapolis Colts	31-0
9/8/1991	at New England Patriots	20-0
9/10/1989	at Pittsburgh Steelers	51-0
10/18/1987	at Cincinnati Bengals	34-0*
11/20/1983	at New England Patriots	30-0
11/13/1983	vs. Tampa Bay Buccaneers	20-0
12/1/1974	vs. San Francisco 49ers	7-0
11/5/1972	vs. Houston Oilers	20-0
9/19/1971	vs. Houston Oilers	31-0
10/25/1970	at Miami Dolphins	28-0
10/22/1967	vs. Chicago Bears	24-0
12/27/1964	vs. Baltimore Colts	27-0**
12/11/1960	vs. Chicago Bears	42-0
12/1/1957	vs. Chicago Cardinals	31-0
11/10/1957	vs. Pittsburgh Steelers	24-0
11/18/1956	at Philadelphia Eagles	16-0
11/21/1954	vs. Philadelphia Eagles	6-0
10/25/1953	at New York Giants	7-0
9/27/1953	at Green Bay Packers	27-0
12/7/1952	at Chicago Cardinals	10-0
12/9/1951	at Pittsburgh Steelers	28-0
11/18/1951	at New York Giants	10-0
10/21/1951	vs. Pittsburgh Steelers	17-0
10/14/1951	vs. Washington Redskins	45-0
9/24/1950	at Baltimore Colts	31-0

* replacement game, during 1987 players' strike

** NFL Championship Game

SHUTOUTS BY OPPONENTS

11/16/2009	vs. Baltimore Ravens	0-16
12/28/2008	at Pittsburgh Steelers	0-31
12/21/2008	vs. Cincinnati Bengals	0-14
11/26/2006	vs. Cincinnati Bengals	0-30
12/24/2005	vs. Pittsburgh Steelers	0-41
12/19/2004	vs. San Diego Chargers	0-21
12/21/2003	vs. Baltimore Ravens	0-35
12/17/2000	vs. Tennessee Titans	0-24
12/3/2000	at Jacksonville Jaguars	0-48
10/22/2000	at Pittsburgh Steelers	0-22
10/1/2000	vs. Baltimore Ravens	0-12
9/12/1999	vs. Pittsburgh Steelers	0-43
9/27/1992	vs. Denver Broncos	0-12
12/23/1990	at Pittsburgh Steelers	0-35
11/4/1990	vs. Buffalo Bills	0-42
9/30/1990	at Kansas City Chiefs	0-34
12/3/1989	vs. Cincinnati Bengals	0-21
9/3/1984	at Seattle Seahawks	0-33
11/27/1977	vs. Los Angeles Rams	0-9
12/3/1972	at Pittsburgh Steelers	0-30
10/15/1972	vs. Chicago Bears	0-17
10/24/1971	vs. Denver Broncos	0-27
12/29/1968	vs. Baltimore Colts	0-34**
12/21/1958	at New York Giants	0-10#
10/1/1950	vs. New York Giants	0-6

Playoff Game

**NFL Championship Game

The Browns have won 29 NFL games by shutout and lost 24. Cleveland registered eight shutouts in the AAFC and was never shutout.

HEAD COACHES' RECORDS

YEARS	COACH	LEAGUE	REGULAR SEASON				PLAYOFFS				COMBINED RECORD			
			W	L	T	%	W	L	T	%	W	L	T	%
1946-49	Paul Brown	AAFC	47	4	3	.898	5	0	0	1.000	52	4	3	.907
1950-62	Paul Brown	NFL	111	44	5	.709	4	5	0	.444	115	49	5	.695
1946-62	Paul Brown	NFL/AAFC	158	48	8	.757	9	5	0	.643	167	53	8	.750
1963-70	Blanton Collier	NFL	76	34	2	.688	3	4	0	.429	79	38	2	.672
1971-74	Nick Skorich	NFL	30	24	2	.556	0	2	0	.000	30	26	2	.534
1975-77	Forrest Gregg	NFL	18	23	0	.439	0	0	0	.000	18	23	0	.439
1977	Dick Modzelewski*	NFL	0	1	0	.000	0	0	0	.000	0	1	0	.000
1978-84	Sam Rutigliano	NFL	47	50	0	.485	0	2	0	.000	47	52	0	.475
1984-88	Marty Schottenheimer	NFL	44	27	0	.620	2	4	0	.333	46	31	0	.597
1989-90	Bud Carson	NFL	11	13	1	.460	1	1	0	.500	12	14	1	.463
1990	Jim Shofner*	NFL	1	6	0	.143	0	0	0	.000	1	6	0	.143
1991-95	Bill Belichick	NFL	36	44	0	.450	1	1	0	.500	37	45	0	.451
1999-00	Chris Palmer	NFL	5	27	0	.156	0	0	0	.000	5	27	0	.156
2001-04	Butch Davis	NFL	24	35	0	.407	0	1	0	.000	24	36	0	.400
2004	Terry Robiskie*	NFL	1	4	0	.250	0	0	0	.000	1	4	0	.200
2005-08	Romeo Crennel	NFL	24	40	0	.375	0	0	0	.000	24	40	0	.375
2009-10	Eric Mangini	NFL	10	22	0	.313	0	0	0	.000	10	22	0	.313
2011-12	Pat Shurmur	NFL	9	23	0	.290	0	0	0	.000	9	23	0	.290
Team Totals in NFL			447	417	10	.517	11	20	0	.355	458	437	10	.512
Team Totals in AAFC			47	4	3	.898	5	0	0	1.000	52	4	3	.907
Team Totals in NFL/AAFC Combined			494	421	13	.539	16	20	0	0.444	510	441	13	.536

* Interim Head Coaches

BROWNS ON PRIME TIME BY YEAR

1970s

Sept. 21, 1970*	Cleveland 31, New York Jets 21	at Cleveland
Dec. 7, 1970	Cleveland 21, Houston 10	at Houston
Oct. 4, 1971	Oakland 34, Cleveland 20	at Cleveland
Nov. 13, 1972	Cleveland 21, San Diego 17	at San Diego
Oct. 15, 1973	Miami 17, Cleveland 9	at Cleveland
Sept. 26, 1977	Cleveland 30, New England 27 (OT)	at Cleveland
Sept. 24, 1979	Cleveland 26, Dallas 7	at Cleveland

1980s

Sept. 15, 1980	Houston 16, Cleveland 7	at Cleveland
Nov. 3, 1980	Cleveland 27, Chicago 21	at Cleveland
Sept. 7, 1981	San Diego 44, Cleveland 14	at Cleveland
Dec. 3, 1981	Houston 17, Cleveland 13	at Houston
Sept. 15, 1983	Cleveland 17, Cincinnati 7	at Cleveland
Sept. 16, 1984#	Denver 24, Cleveland 14	at Cleveland
Sept. 16, 1985	Cleveland 17, Pittsburgh 7	at Cleveland
Sept. 18, 1986**	Cincinnati 30, Cleveland 13	at Cleveland
Nov. 10, 1986	Cleveland 26, Miami 16	at Cleveland
Oct. 26, 1987	Cleveland 30, L.A. Rams 17	at Cleveland
Nov. 29, 1987#	San Francisco 38, Cleveland 14	at San Francisco
Sept. 19, 1988	Cleveland 23, Indianapolis 17	at Cleveland
Nov. 7, 1988	Houston 24, Cleveland 17	at Houston
Dec. 12, 1988	Miami 38, Cleveland 31	at Miami
Sept. 25, 1989	Cincinnati 21, Cleveland 14	at Cincinnati
Oct. 23, 1989	Cleveland 27, Chicago 7	at Cleveland
Dec. 23, 1989##	Cleveland 24, Houston 20	at Houston

1990s

Oct. 8, 1990	Cleveland 30, Denver 29	at Denver
Oct. 22, 1990	Cincinnati 34, Cleveland 13	at Cleveland
Nov. 17, 1991#	Houston 28, Cleveland 24	at Houston
Sept. 14, 1992	Miami 27, Cleveland 23	at Cleveland
Sept. 13, 1993	Cleveland 23, San Francisco 13	at Cleveland
Oct. 13, 1994**	Cleveland 11, Houston 8	at Houston
Oct. 2, 1995	Buffalo 22, Cleveland 19	at Cleveland
Nov. 13, 1995	Pittsburgh 20, Cleveland 3	at Pittsburgh
Sept. 12, 1999#	Pittsburgh 43, Cleveland 0	at Cleveland

2000s

Oct. 6, 2002#	Baltimore 26, Cleveland 21	at Cleveland
Oct. 5, 2003#	Cleveland 33, Pittsburgh 13	at Pittsburgh
Dec. 8, 2003	St. Louis 26, Cleveland 20	at Cleveland
Nov. 7, 2004#	Baltimore 27, Cleveland 13	at Baltimore
Dec. 26, 2004#	Miami 10, Cleveland 7	at Miami
Nov. 13, 2005#	Pittsburgh 34, Cleveland 21	at Pittsburgh
Dec. 7, 2006*	Pittsburgh 27, Cleveland 7	at Pittsburgh
Sept. 14, 2008#	Pittsburgh 10, Cleveland 6	at Cleveland
Oct. 13, 2008	Cleveland 35, New York Giants 14	at Cleveland
Nov. 6, 2008**	Denver 34, Cleveland 30	at Cleveland
Nov. 17, 2008	Cleveland 29, Buffalo 27	at Buffalo
Dec. 15, 2008	Philadelphia 30, Cleveland 10	at Philadelphia
Nov. 16, 2009	Baltimore 16, Cleveland 0	at Cleveland
Dec. 10, 2009**	Cleveland 13, Pittsburgh 6	at Cleveland

2010s

Dec. 12, 2011**	Pittsburgh 14, Cleveland 3	at Pittsburgh
Sept. 27, 2012**	Baltimore 23, Cleveland 16	at Baltimore

* First game ever on Monday Night Football

Monday Nights Except: **Thursday Night, #Sunday Night, ##Saturday Night

BROWNS ON PRIME TIME BY DAY

MONDAY NIGHT (15-14)

*Sept. 21, 1970	Cleveland 31, New York Jets 21	at Cleveland
Dec. 7, 1970	Cleveland 21, Houston 10	at Houston
Oct. 4, 1971	Oakland 34, Cleveland 20	at Cleveland
Nov. 13, 1972	Cleveland 21, San Diego 17	at San Diego
Oct. 15, 1973	Miami 17, Cleveland 9	at Cleveland
Sept. 26, 1977	Cleveland 30, New England 27 (OT)	at Cleveland
Sept. 24, 1979	Cleveland 26, Dallas 7	at Cleveland
Sept. 15, 1980	Houston 16, Cleveland 7	at Cleveland
Nov. 3, 1980	Cleveland 27, Chicago 21	at Cleveland
Sept. 7, 1981	San Diego 44, Cleveland 14	at Cleveland
Sept. 16, 1985	Cleveland 17, Pittsburgh 7	at Cleveland
Nov. 10, 1986	Cleveland 26, Miami 16	at Cleveland
Oct. 26, 1987	Cleveland 30, L.A. Rams 17	at Cleveland
Sept. 19, 1988	Cleveland 23, Indianapolis 17	at Cleveland
Nov. 7, 1988	Houston 24, Cleveland 17	at Houston
Dec. 12, 1988	Miami 38, Cleveland 31	at Miami
Sept. 25, 1989	Cincinnati 21, Cleveland 14	at Cincinnati
Oct. 23, 1989	Cleveland 27, Chicago 7	at Cleveland
Oct. 8, 1990	Cleveland 30, Denver 29	at Denver
Oct. 22, 1990	Cincinnati 34, Cleveland 13	at Cleveland
Sept. 14, 1992	Miami 27, Cleveland 23	at Cleveland
Sept. 13, 1993	Cleveland 23, San Francisco 13	at Cleveland
Oct. 2, 1995	Buffalo 22, Cleveland 19	at Cleveland
Nov. 13, 1995	Pittsburgh 20, Cleveland 3	at Pittsburgh
Dec. 8, 2003	St. Louis 26, Cleveland 20	at Cleveland
Oct. 13, 2008	Cleveland 35, New York Giants 14	at Cleveland
Nov. 17, 2008	Cleveland 29, Buffalo 27	at Buffalo
Dec. 15, 2008	Philadelphia 30, Cleveland 10	at Philadelphia
Nov. 16, 2009	Baltimore 16, Cleveland 0	at Cleveland

SUNDAY NIGHT (1-9)

Sept. 16, 1984	Denver 24, Cleveland 14	at Cleveland
Nov. 29, 1987	San Francisco 38, Cleveland 24	at San Francisco
Nov. 17, 1991	Houston 28, Cleveland 24	at Houston
Sept. 12, 1999	Pittsburgh 43, Cleveland 0	at Cleveland
Oct. 6, 2002	Baltimore 26, Cleveland 21	at Cleveland
Oct. 5, 2003	Cleveland 33, Pittsburgh 13	at Pittsburgh
Nov. 7, 2004	Baltimore 27, Cleveland 13	at Baltimore
Dec. 26, 2004	Miami 10, Cleveland 7	at Miami
Nov. 13, 2005	Pittsburgh 34, Cleveland 21	at Pittsburgh
Sept. 14, 2008	Pittsburgh 10, Cleveland 6	at Cleveland

SATURDAY NIGHT (1-0)

Dec. 23, 1989	Cleveland 24, Houston 20	at Houston
---------------	--------------------------	------------

THURSDAY NIGHT (3-6)

Dec. 3, 1981	Houston 17, Cleveland 13	at Houston
Sept. 15, 1983	Cleveland 17, Cincinnati 7	at Cleveland
Sept. 18, 1986	Cincinnati 30, Cleveland 13	at Cleveland
Oct. 13, 1994	Cleveland 11, Houston 8	at Houston
Dec. 7, 2006	Pittsburgh 27, Cleveland 7	at Pittsburgh
Nov. 6, 2008	Denver 34, Cleveland 30	at Cleveland
Dec. 10, 2009	Cleveland 13, Pittsburgh 6	at Cleveland
Dec. 12, 2011	Pittsburgh 14, Cleveland 3	at Pittsburgh
Sept. 27, 2012	Baltimore 23, Cleveland 16	at Baltimore

* First-ever game on Monday Night Football

OVERALL PRIME TIME GAMES

Overall Prime Time Games..... 20-29

Home.....	13-15
Road.....	7-14

Monday Night..... 15-14

Home.....	11-9
Road.....	4-5

Sunday Night 1-9

Home.....	0-4
Road.....	1-5

Saturday Night..... 1-0

Home.....	0-0
Road.....	1-0

Thursday Night..... 3-6

Home.....	2-2
Road.....	1-4

ALL-TIME PRESEASON RESULTS

1946 (1-0)

8/30 Brooklyn Dodgers at Akron (35,964).....35-20

1947 (1-0)

8/29 Baltimore Colts at Akron (35,106).....28-0

1948 (1-1)

8/22 Buffalo Bisons at Akron (28,069).....35-21

8/27 Baltimore Colts at Toledo (13,433).....17-21

1949 (2-0-1)

8/14 Chicago Hornets at Toledo (13,500).....21-0

8/19 San Francisco 49ers (31,157).....21-21

8/26 New York Yankees at Akron (19,441).....28-21

1950 (5-0)

8/12 Green Bay Packers at Toledo (10,000).....38-7

8/19 Baltimore Colts at Cincinnati (21,000).....34-7

8/25 Detroit Lions at Akron (23,670).....35-14

9/1 Chicago Bears (51,076).....27-23

9/4 Pittsburgh Steelers at Buffalo (15,259).....41-31

1951 (4-1)

8/17 College All-Stars (92,180).....33-0

8/25 New York Yankees at Akron (25,820).....52-0

9/4 at Detroit Lions (35,165).....20-21

9/9 at Chicago Bears (67,342).....32-21

9/14 Los Angeles Rams (38,851).....7-6

1952 (2-2)

8/23 at Green Bay Packers (22,215).....21-14

8/29 Chicago Bears (37,976).....14-7

9/6 Detroit Lions at Syracuse (26,000).....21-28

9/13 San Francisco 49ers at Akron (30,119).....31-35

1953 (4-1-1)

8/23 at San Francisco 49ers (36,273).....20-7

8/28 at Los Angeles Rams (21,440).....9-27

9/4 at Detroit Lions (39,985).....24-24

9/7 Baltimore Colts at Akron (20,000).....23-21

9/11 at Chicago Bears (36,796).....20-14

9/19 Green Bay Packers (22,336).....21-13

1954 (2-3)

8/21 at Green Bay Packers (15,747).....14-13

8/27 at Los Angeles Rams (58,567).....10-38

9/5 at San Francisco 49ers (46,877).....21-38

9/10 Detroit Lions at Dallas (42,000).....31-56

9/18 Chicago Bears (17,631).....35-7

1955 (1-5)

8/12 College All-Stars (75,000).....27-30

8/20 Green Bay Packers at Akron (22,000).....13-7

8/28 at San Francisco 49ers (41,604).....14-17

9/2 Los Angeles Rams (35,948).....21-38

9/10 Detroit Lions (29,581).....3-19

9/15 at Chicago Bears (43,067).....21-24

1956 (2-5)

8/10 College All-Stars (75,000).....26-0

8/19 at San Francisco 49ers (38,741).....17-28

8/24 at Los Angeles Rams (40,175).....6-17

9/1 Green Bay Packers (15,456).....20-21

9/7 at Detroit Lions (48,105).....0-17

9/15 Detroit Lions at Akron (28,201).....14-31

9/21 at Chicago Bears (56,543).....24-14

1957 (2-4)

8/14 at Detroit Lions (40,150).....10-20

8/24 Pittsburgh Steelers at Akron (26,669).....28-13

9/1 at San Francisco 49ers (32,840).....17-21

9/6 at Los Angeles Rams (45,011).....14-20

9/14 Detroit Lions (34,369).....23-7

9/20 at Chicago Bears (47,354).....3-29

1958 (3-3)

8/16 Pittsburgh Steelers at Akron (27,202).....10-0

8/22 at Detroit Lions (36,662).....7-17

8/29 at Los Angeles Rams (41,387).....13-10

9/7 at San Francisco 49ers (31,339).....16-21

9/12 at Chicago Bears (52,669).....31-42

9/20 Detroit Lions (35,343).....41-7

1959 (2-4)

8/11 at Pittsburgh Steelers (27,432).....20-34

8/22 Detroit Lions at Akron (22,654).....3-9

8/30 at San Francisco 49ers (24,737).....14-17

9/5 at Los Angeles Rams (55,883).....27-24

9/13 at Detroit Lions (33,435).....28-31

9/19 Chicago Bears (25,316).....33-31

1960 (5-1)

8/13 at Detroit Lions (24,620).....28-14

8/18 at Pittsburgh Steelers (16,360).....27-24

8/27 at Los Angeles Rams (48,175).....17-22

9/3 San Francisco 49ers at Portland (25,898).....26-24

9/10 Chicago Bears at Akron (21,568).....16-10

9/17 Detroit Lions (25,911).....14-10

1961 (3-2)

8/11 at Detroit Lions (25,602).....7-35

8/20 at San Francisco 49ers (38,759).....27-24

8/25 at Los Angeles Rams (40,086).....34-17

9/1 Pittsburgh Steelers at Akron (27,758).....38-6

9/7 Detroit Lions (41,374).....17-35

1962 (5-0)

8/11 at Detroit Lions (34,241).....17-14

8/18 Pittsburgh Steelers (77,683).....33-10

8/25 San Francisco 49ers at Portland (27,161).....34-27

9/1 at Los Angeles Rams (43,118).....26-24

9/7 at Chicago Bears (57,878).....28-24

1963 (2-3)

8/10 at Detroit Lions (37,248).....10-24

8/17 Baltimore Colts (83,218).....7-21

8/25 at San Francisco 49ers (28,335).....24-7

8/31 at Los Angeles Rams (45,623).....23-14

9/7 Pittsburgh Steelers at Canton (18,462).....7-16

1964 (4-1)

8/9 at San Francisco 49ers (27,404).....7-26

8/15 at Los Angeles Rams (43,183).....56-31

8/22 Pittsburgh Steelers at Akron (27,255).....42-7

8/28 at Detroit Lions (36,946).....35-14

9/5 Green Bay Packers (83,736).....20-17

1965 (5-1)

8/6 College All-Stars (68,000).....24-16

8/15 at San Francisco 49ers (22,000).....37-21

8/21 at Los Angeles Rams (29,508).....21-19

8/29 at Detroit Lions (28,803).....28-14

9/4 Green Bay Packers (83,118).....14-30

9/11 Pittsburgh Steelers at Akron (23,162).....28-16

1966 (3-2)

8/6	at Los Angeles Rams (63,285)	6-16
8/14	at San Francisco 49ers (27,867)	28-17
8/20	at Atlanta Falcons (48,548)	42-3
8/26	Baltimore Colts (83,418)	17-24
9/3	Pittsburgh Steelers at Birmingham (23,590)	13-10

1967 (1-5)

8/5	Philadelphia Eagles at Canton (17,500)	13-28
8/13	at San Francisco 49ers (27,482)	14-42
8/19	at Los Angeles Rams (36,942)	17-24
8/25	at Atlanta Falcons (52,240)	31-34
9/2	Green Bay Packers (84,236)	21-30
9/10	at Minnesota Vikings (40,012)	42-14

1968 (2-3)

8/9	at Los Angeles Rams (64,020)	21-23
8/18	at San Francisco 49ers (26,801)	31-17
8/24	at New Orleans Saints (70,045)	27-40
8/30	at Buffalo Bills (45,448)	22-12
9/7	Green Bay Packers (84,918)	9-31

1969 (3-2-1)

8/10	San Francisco 49ers at Seattle (32,219)	21-16
8/16	at Los Angeles Rams (54,937)	10-7
8/23	at San Diego Chargers (36,005)	19-19
8/30	Green Bay Packers (85,532)	17-27
9/6	at Washington Redskins (45,994)	20-10
9/10	Minnesota Vikings at Akron (28,561)	16-23

1970 (2-4)

8/8	at Los Angeles Rams (71,559)	17-30
8/15	San Francisco 49ers at Tampa (41,851)	17-10
8/22	Kansas City Chiefs at Memphis (31,532)	13-16
8/29	at Cincinnati Bengals (57,112)	24-31
9/5	Minnesota Vikings (83,043)	21-24
9/12	at New York Giants (62,461)	30-29

1971 (1-5)

8/8	at San Francisco 49ers (40,000)	24-38
8/13	at Los Angeles Rams (52,503)	5-17
8/20	at Dallas Cowboys (69,099)	15-16
8/28	Chicago Bears at South Bend (43,568)	19-20
9/4	New York Giants (82,710)	30-7
9/10	at St. Louis Cardinals (46,171)	13-27

1972 (0-6)

8/4	at Los Angeles Rams (64,803)	3-13
8/13	at San Francisco 49ers (58,364)	13-20
8/20	Detroit Lions at Ann Arbor (58,422)	7-34
8/26	Minnesota Vikings (70,583)	17-20
9/3	Cincinnati Bengals at Columbus (84,816)	21-27
9/10	at New York Giants (60,152)	21-28

1973 (2-3-1)

8/6	San Francisco 49ers (65,707)	16-27
8/11	at Los Angeles Rams (54,385)	21-21
8/19	Cincinnati Bengals at Columbus (73,421)	24-6
8/25	Atlanta Falcons at Knoxville (40,831)	20-17
9/1	Detroit Lions (64,088)	13-16
9/8	New York Giants at Akron (30,751)	10-21

1974 (2-4)

8/2	at Los Angeles Rams (28,021)	21-24
8/12	San Francisco 49ers (24,008)	21-20
8/17	Baltimore Colts at Tampa (25,116)	3-37
8/24	Washington Redskins (44,528)	17-20
9/1	Cincinnati Bengals at Columbus (36,326)	21-17
9/7	at Detroit Lions (42,905)	7-21

1975 (2-4)

8/10	at San Francisco 49ers (45,560)	13-17
8/16	Philadelphia Eagles (35,769)	14-6
8/22	at Washington Redskins (15,513)	14-23
9/1	Buffalo Bills (31,155)	20-34
9/7	New York Giants at Seattle (20,000)	24-20
9/13	Detroit Lions (32,341)	24-27

1976 (4-2)

7/31	Baltimore Colts at Lincoln (20,304)	0-21
8/7	Atlanta Falcons at Stillwater (24,227)	31-7
8/16	Minnesota Vikings (44,336)	31-7
8/23	at Philadelphia Eagles (20,600)	21-17
8/30	New England Patriots (36,016)	30-27
9/3	at Buffalo Bills (37,951)	10-28

1977 (3-3)

8/8	Washington Redskins (32,554)	14-16
8/13	at Minnesota Vikings (45,370)	33-34
8/19	St. Louis Cardinals (31,308)	19-10
8/25	Chicago Bears (36,598)	14-7
9/3	at Green Bay Packers (53,180)	19-14
9/9	at Detroit Lions (49,168)	20-24

1978 (2-2)

8/7	New York Giants (30,636)	7-21
8/12	at Buffalo Bills (23,241)	20-10
8/21	Detroit Lions (31,345)	14-10
8/27	at New England Patriots (42,696)	10-21

1979 (2-2)

8/4	at New York Giants (30,905)	7-27
8/11	Baltimore Colts (43,056)	24-3
8/18	at Detroit Lions (55,623)	10-21
8/24	at Washington Redskins (40,039)	21-9

1980 (1-3)

8/9	at Kansas City Chiefs (38,055)	0-42
8/18	Washington Redskins (54,986)	3-12
8/23	at Chicago Bears (57,688)	33-31
8/30	at Minnesota Vikings (47,262)	16-38

1981 (2-3)

8/1	Atlanta Falcons at Canton (23,921)	24-10
8/8	Pittsburgh Steelers (78,610)	31-35
8/15	at Buffalo Bills (32,306)	13-10
8/22	Buffalo Bills (41,495)	20-31
8/29	at Green Bay Packers (56,191)	18-35

1982 (4-0)

8/14	at Detroit Lions (54,275)	17-16
8/19	Los Angeles Rams (60,794)	26-23
8/28	at New Orleans Saints (55,689)	20-17
9/4	at Los Angeles Raiders (38,840)	27-10

1983 (3-1)

8/6	at Green Bay Packers (41,866)	21-20
8/13	at Buffalo Bills (25,886)	27-10
8/20	at Denver Broncos (73,244)	10-19
8/26	Los Angeles Raiders (61,844)	20-17

1984 (1-3)

8/4	Pittsburgh Steelers (47,381)	14-31
8/13	at Los Angeles Rams (41,882)	21-10
8/18	at Kansas City Chiefs (33,074)	13-31
8/23	at Philadelphia Eagles (40,030)	19-20

1985 (2-2)

8/10	at San Diego Chargers (42,300)	7-12
8/17	Philadelphia Eagles (46,236)	28-14
8/24	at Buffalo Bills (23,145)	31-28
8/30	Los Angeles Raiders (44,926)	7-26

1986 (4-0)

8/9	Buffalo Bills (58,982).....	19-17
8/15	at Miami Dolphins (50,815).....	17-10
8/23	at Atlanta Falcons (33,637).....	27-21
8/28	at Los Angeles Raiders (57,780).....	25-22

1987 (3-1)

8/15	St. Louis Cardinals (78,650).....	31-16
8/22	at New York Giants (41,008).....	10-24
8/29	at Atlanta Falcons (35,960).....	23-3
9/5	Green Bay Packers at Milwaukee (37,707).....(OT)	30-24

1988 (3-1)

8/6	Detroit Lions (78,065).....	13-10
8/13	at Tampa Bay Buccaneers (50,074).....	23-3
8/18	New York Jets at Montreal (39,112).....	7-11
8/26	New York Giants (71,129).....	17-13

1989 (1-4)

8/6	Philadelphia Eagles at London (73,677).....	13-17
8/12	at Detroit Lions (44,536).....	25-24
8/19	Pittsburgh Steelers (71,939).....	21-24
8/26	at Phoenix Cardinals (36,667).....	7-21
9/2	Tampa Bay Buccaneers (62,486).....	10-27

1990 (1-4)

8/4	Chicago Bears at Canton (23,952).....	0-13
8/11	at Green Bay Packers (52,625).....	25-10
8/19	Minnesota Vikings (60,989).....	20-23
8/25	Washington Redskins (62,444).....	13-31
9/1	at New York Giants (33,148).....	10-28

1991 (2-2)

8/5	Tampa Bay Buccaneers (64,753).....	10-23
8/10	New York Giants (54,445).....	16-10
8/16	at Washington Redskins (51,137).....(OT)	24-21
8/23	at Minnesota Vikings (45,925).....	7-31

1992 (2-2)

8/8	Atlanta Falcons (59,566).....	7-0
8/15	at New York Giants (46,788).....	7-16
8/24	Minnesota Vikings (55,755).....	3-56
8/28	at Tampa Bay Buccaneers (40,883).....	24-3

1993 (2-2)

8/9	at Washington Redskins (36,455).....	12-41
8/14	New England Patriots at Toronto (33,012).....	12-9
8/21	Los Angeles Rams (51,361).....	21-10
8/27	at Tampa Bay Buccaneers (45,668).....	20-23

1994 (3-1)

8/6	at New York Giants (59,684).....	24-15
8/13	Detroit Lions (47,455).....	16-7
8/19	Atlanta Falcons (51,602).....	28-7
8/25	at Indianapolis Colts (39,052).....	7-24

1995 (2-2)

8/6	New York Giants (45,046).....	13-19
8/14	Chicago Bears (49,891).....	55-13
8/19	at Atlanta Falcons (41,813).....	10-19
8/25	at Arizona Cardinals (40,903).....	31-17

1999 (2-3)

8/9	Dallas Cowboys at Canton (25,156).....(OT)	20-17
8/14	at Tampa Bay Buccaneers (63,963).....	3-30
8/21	Minnesota Vikings (71,398).....	17-24
8/28	Chicago Bears (72,388).....	35-24
9/2	at Philadelphia Eagles (64,978).....	17-30

2000 (1-3)

7/30	Philadelphia Eagles (72,518).....	33-22
8/12	at Chicago Bears (66,944).....	6-19
8/19	Washington Redskins (71,818).....	0-24
8/26	at Green Bay Packers (59,687).....	33-34

2001 (2-2)

8/11	Green Bay Packers (71,218).....	10-3
8/18	Tampa Bay Buccaneers (72,018).....	7-6
8/24	at Washington Redskins (67,014).....	25-27
8/31	at Carolina Panthers (70,444).....(OT)	20-23

2002 (2-2)

8/10	at Minnesota Vikings (63,532).....	27-15
8/17	Detroit Lions (70,218).....	24-23
8/26	at Green Bay Packers (62,668).....	20-27
8/30	Carolina Panthers (68,718).....	19-20

2003 (1-3)

8/9	at Tennessee Titans (68,809).....	6-10
8/15	Green Bay Packers (70,348).....	31-38
8/23	at Detroit Lions (59,333).....	17-38
8/28	Atlanta Falcons (69,618).....	20-9

2004 (3-1)

8/14	at Tennessee Titans (68,809).....	3-24
8/21	Detroit Lions (67,771).....	17-10
8/28	at Kansas City Chiefs (76,086).....	21-19
9/3	Chicago Bears (69,393).....	24-10

2005 (3-1)

8/13	New York Giants (67,429).....	17-14
8/20	at Detroit Lions (58,371).....	21-13
8/26	Carolina Panthers (69,512).....	20-23
9/1	at Chicago Bears (60,346).....	16-6

2006 (2-2)

8/10	at Philadelphia Eagles (67,249).....	7-20
8/18	Detroit Lions (68,112).....	20-16
8/26	at Buffalo Bills (70,989).....	20-17
8/31	Chicago Bears (69,366).....	7-20

2007 (3-1)

8/11	Kansas City Chiefs (70,067).....	16-12
8/18	Detroit Lions (69,761).....	20-23
8/25	at Denver Broncos (75,361).....	17-16
8/30	at Chicago Bears (61,917).....	19-9

2008 (0-4)

8/7	New York Jets (70,668).....	20-24
8/18	at New York Giants (79,207).....	34-37
8/23	at Detroit Lions (44,456).....	6-26
8/28	Chicago Bears (70,880).....	10-16

2009 (2-2)

8/15	at Green Bay (69,091).....	0-17
8/22	Detroit Lions (67,154).....	27-10
8/29	Tennessee Titans (67,400).....	23-17
9/3	at Chicago Bears (61,583).....	23-26

2010 (2-2)

8/14	at Green Bay (68,958).....	27-24
8/21	St. Louis Rams (58,250).....	17-19
8/28	at Detroit Lions (36,444).....	27-35
9/2	Chicago Bears (62,299).....	13-10

2011 (1-3)

8/13	Green Bay (57,077).....	27-17
8/19	Detroit Lions (56,004).....	28-30
8/25	at Philadelphia Eagles (69,144).....	14-24
9/1	at Chicago Bears (59,874).....	14-24

2012 (2-2)

8/10	at Detroit Lions (58,933).....	19-17
8/16	at Green Bay Packers (68,201).....	35-10
8/24	Philadelphia Eagles (54,550).....	10-27
8/30	Chicago Bears (54,297).....	20-28

ALL-TIME REGULAR SEASON RESULTS

1946 (12-2)

COACH: Paul Brown

1ST WESTERN DIVISION

DATE	RESULT	OPPONENT	ATT
9/6	W, 44-0	Miami Seahawks	60,135
9/13	W, 20-6	at Chicago Rockets	51,962
9/22	W, 28-0	at Buffalo Bisons	30,302
9/29	W, 24-7	New York Yankees	57,084
10/6	W, 26-7	Brooklyn Dodgers	43,713
10/12	W, 7-0	at New York Yankees	34,252
10/20	W, 31-14	Los Angeles Dons	71,134
10/27	L, 20-34	San Francisco 49ers	70,385
11/3	L, 16-17	at Los Angeles Dons	24,800
11/10	W, 14-7	at San Francisco 49ers	41,061
11/17	W, 51-14	Chicago Rockets	60,457
11/24	W, 42-17	Buffalo Bisons	37,054
12/3	W, 34-0	at Miami Seahawks	9,083
12/8	W, 66-14	at Brooklyn Dodgers	14,600

CHAMPIONSHIP

12/22	W, 14-9	New York Yankees	40,469
-------	---------	------------------	--------

1947 (12-1-1)

COACH: Paul Brown

1ST WESTERN DIVISION

DATE	RESULT	OPPONENT	ATT
9/5	W, 30-14	Buffalo Bills	63,263
9/12	W, 55-7	at Brooklyn Dodgers	18,876
9/21	W, 28-0	Baltimore Colts	44,257
9/26	W, 41-21	at Chicago Rockets	18,450
10/5	W, 26-17	New York Yankees	80,067
10/12	L, 10-13	Los Angeles Dons	63,124
10/19	W, 31-28	Chicago Rockets	35,266
10/26	W, 14-7	at San Francisco 49ers	54,483
11/2	W, 28-7	at Buffalo Bills	43,167
11/9	W, 13-12	Brooklyn Dodgers	30,279
11/16	W, 37-14	San Francisco 49ers	76,504
11/23	T, 28-28	at New York Yankees	70,060
11/27	W, 27-17	at Los Angeles Dons	45,009
12/7	W, 42-0	at Baltimore Colts	20,574

CHAMPIONSHIP

12/14	W, 14-3	at New York Yankees	61,879
-------	---------	---------------------	--------

1948 (14-0)

COACH: Paul Brown

1ST WESTERN DIVISION

DATE	RESULT	OPPONENT	ATT
9/3	W, 19-14	Los Angeles Dons	60,193
9/12	W, 42-13	at Buffalo Bills	35,340
9/17	W, 28-7	at Chicago Rockets	30,874
9/26	W, 21-10	Chicago Rockets	37,190
10/5	W, 14-10	at Baltimore Colts	22,359
10/10	W, 30-17	Brooklyn Dodgers	31,187
10/17	W, 31-14	Buffalo Bills	28,054
10/24	W, 35-7	New York Yankees	46,912
11/7	W, 28-7	Baltimore Colts	32,314
11/14	W, 14-7	San Francisco 49ers	82,769
11/21	W, 34-21	at New York Yankees	52,518
11/25	W, 31-14	at Los Angeles Dons	60,031
11/28	W, 31-28	at San Francisco 49ers	59,785
12/5	W, 31-21	at Brooklyn Dodgers	9,821

CHAMPIONSHIP

12/19	W, 49-7	Buffalo Bills	22,981
-------	---------	---------------	--------

1949 (9-1-2)

COACH: Paul Brown

1ST WESTERN DIVISION

DATE	RESULT	OPPONENT	ATT
9/5	T, 28-28	at Buffalo Bills	31,839
9/11	W, 21-0	Baltimore Colts	21,621
9/18	W, 14-3	New York Yankees	26,312
9/25	W, 28-20	at Baltimore Colts	36,837
10/2	W, 42-7	Los Angeles Dons	30,465
10/9	L, 28-56	at San Francisco 49ers	59,720
10/14	W, 61-14	at Los Angeles Dons	27,427
10/30	W, 30-28	San Francisco 49ers	72,189
11/6	W, 35-2	Chicago Hornets	16,506
11/13	T, 7-7	Buffalo Bills	22,511
11/20	W, 31-0	at New York Yankees	50,711
11/24	W, 14-6	at Chicago Hornets	5,031

PLAYOFF

12/4	W, 31-21	Buffalo Bills	17,270
------	----------	---------------	--------

CHAMPIONSHIP

12/11	W, 21-7	San Francisco 49ers	22,550
-------	---------	---------------------	--------

1950 (10-2)

COACH: Paul Brown

1ST AMERICAN CONFERENCE

DATE	RESULT	OPPONENT	ATT
9/16	W, 35-10	at Philadelphia Eagles	71,237
9/24	W, 31-0	at Baltimore Colts	15,201
10/1	L, 0-6	New York Giants	37,647
10/7	W, 30-17	at Pittsburgh Steelers	35,590
10/15	W, 34-24	Chicago Cardinals	33,774
10/22	L, 13-17	at New York Giants	41,734
10/29	W, 45-7	Pittsburgh Steelers	40,714
11/5	W, 10-7	at Chicago Cardinals	38,456
11/12	W, 34-14	San Francisco 49ers	28,786
11/19	W, 20-14	Washington Redskins	21,908
12/3	W, 13-7	Philadelphia Eagles	37,490
12/10	W, 45-21	at Washington Redskins	30,143

PLAYOFF

12/17	W, 8-3	New York Giants	33,054
-------	--------	-----------------	--------

NFL CHAMPIONSHIP

12/24	W, 30-28	Los Angeles Rams	29,751
-------	----------	------------------	--------

1951 (11-1)

COACH: Paul Brown

1ST AMERICAN CONFERENCE

DATE	RESULT	OPPONENT	ATT
9/30	L, 10-24	at San Francisco 49ers	52,219
10/7	W, 38-23	at Los Angeles Rams	67,186
10/14	W, 45-0	Washington Redskins	33,968
10/21	W, 17-0	Pittsburgh Steelers	32,409
10/27	W, 14-13	New York Giants	56,947
11/4	W, 34-17	at Chicago Cardinals	19,742
11/11	W, 20-17	Philadelphia Eagles	36,571
11/18	W, 10-0	at New York Giants	52,215
11/25	W, 42-21	Chicago Bears	40,969
12/2	W, 49-28	Chicago Cardinals	30,550
12/9	W, 28-0	at Pittsburgh Steelers	24,229
12/16	W, 24-9	at Philadelphia Eagles	16,263

NFL CHAMPIONSHIP

12/23	L, 17-24	at Los Angeles Rams	57,540
-------	----------	---------------------	--------

SCHWARTZ BROTHERS MAKE NFL HISTORY

Browns offensive lineman Mitchell Schwartz and his brother, Kansas City Chiefs offensive lineman Geoff Schwartz, made history in 2012 as the first known set of Jewish-born brothers to play in the NFL. Mitchell was a second round selection (37th overall) in 2012, while Geoff was a seventh round pick (241st) of the Carolina Panthers in the 2008 NFL Draft.

1952 (8-4)

COACH: Paul Brown

1ST AMERICAN CONFERENCE			
DATE	RESULT	OPPONENT	ATT
9/28	W, 37-7	Los Angeles Rams	57,832
10/4	W, 21-20	at Pittsburgh Steelers	27,923
10/12	L, 9-17	New York Giants	51,858
10/19	W, 49-7	at Philadelphia Eagles	27,874
10/26	W, 19-15	Washington Redskins	32,496
11/2	L, 6-17	at Detroit Lions	56,029
11/9	W, 28-13	Chicago Cardinals	34,097
11/16	W, 29-28	Pittsburgh Steelers	34,973
11/23	L, 20-28	Philadelphia Eagles	28,948
11/30	W, 48-24	at Washington Redskins	22,679
12/7	W, 10-0	at Chicago Cardinals	24,541
12/14	L, 34-37	at New York Giants	41,610
NFL CHAMPIONSHIP			
12/28	L, 7-17	Detroit Lions	50,934

1953 (11-1)

COACH: Paul Brown

1ST EASTERN CONFERENCE			
DATE	RESULT	OPPONENT	ATT
9/27	W, 27-0	at Green Bay Packers	22,604
10/4	W, 27-7	at Chicago Cardinals	24,374
10/10	W, 37-13	Philadelphia Eagles	45,802
10/18	W, 30-14	at Washington Redskins	33,963
10/25	W, 7-0	at New York Giants	30,773
11/1	W, 27-3	Washington Redskins	47,845
11/8	W, 34-16	Pittsburgh Steelers	35,592
11/15	W, 23-21	San Francisco 49ers	80,698
11/22	W, 20-16	at Pittsburgh Steelers	32,904
11/29	W, 27-16	Chicago Cardinals	24,499
12/6	W, 62-14	New York Giants	40,235
12/13	L, 27-42	at Philadelphia Eagles	38,654
NFL CHAMPIONSHIP			
12/27	L 16-17	at Detroit Lions	54,577

1954 (9-3)

COACH: Paul Brown

1ST EASTERN CONFERENCE			
DATE	RESULT	OPPONENT	ATT
9/26	L, 10-28	at Philadelphia Eagles	26,546
10/10	W, 31-7	Chicago Cardinals	24,101
10/17	L, 27-55	at Pittsburgh Steelers	33,262
10/24	W, 35-3	at Chicago Cardinals	23,823
10/31	W, 24-14	New York Giants	30,448
11/7	W, 62-3	Washington Redskins	25,158
11/14	W, 39-10	at Chicago Bears	48,773
11/21	W, 6-0	Philadelphia Eagles	41,537
11/28	W, 16-7	at New York Giants	45,936
12/5	W, 34-14	at Washington Redskins	21,761
12/12	W, 42-7	Pittsburgh Steelers	28,064
12/19	L, 10-14	Detroit Lions	34,168
NFL CHAMPIONSHIP			
12/26	W, 56-10	Detroit Lions	43,827

1955 (9-2-1)

COACH: Paul Brown

1ST EASTERN CONFERENCE			
DATE	RESULT	OPPONENT	ATT
9/25	L, 17-27	Washington Redskins	30,041
10/2	W, 38-3	at San Francisco 49ers	46,150
10/9	W, 21-17	Philadelphia Eagles	43,974
10/16	W, 24-14	at Washington Redskins	29,168
10/23	W, 41-10	Green Bay Packers	51,482
10/30	W, 26-20	at Chicago Cardinals	29,471
11/6	W, 24-14	New York Giants	46,524
11/13	L, 17-33	at Philadelphia Eagles	39,303
11/20	W, 41-14	Pittsburgh Steelers	53,509
11/27	T, 35-35	at New York Giants	45,699
12/4	W, 30-7	at Pittsburgh Steelers	31,101
12/11	W, 35-24	Chicago Cardinals	25,914
NFL CHAMPIONSHIP			
12/26	W, 38-14	at Los Angeles Rams	87,695

1956 (5-7)

COACH: Paul Brown

4TH EASTERN CONFERENCE			
DATE	RESULT	OPPONENT	ATT
9/30	L, 7-9	at Chicago Cardinals	20,966
10/6	W, 14-10	at Pittsburgh Steelers	35,398
10/14	L, 9-21	New York Giants	60,042
10/21	L, 9-20	at Washington Redskins	23,332
10/28	L, 16-24	Pittsburgh Steelers	50,358
11/4	W, 24-7	at Green Bay Packers	28,590
11/11	L, 7-21	Baltimore Colts	42,404
11/18	W, 16-0	at Philadelphia Eagles	25,894
11/25	L, 17-20	Washington Redskins	22,878
12/2	W, 17-14	Philadelphia Eagles	20,645
12/9	W, 24-7	at New York Giants	27,707
12/16	L, 7-24	Chicago Cardinals	25,312

1957 (9-2-1)

COACH: Paul Brown

1ST EASTERN CONFERENCE			
DATE	RESULT	OPPONENT	ATT
9/29	W, 6-3	New York Giants	58,095
10/5	W, 23-12	at Pittsburgh Steelers	35,570
10/13	W, 24-7	Philadelphia Eagles	53,493
10/20	L, 7-17	at Philadelphia Eagles	22,443
10/27	W, 17-7	at Chicago Cardinals	26,341
11/3	W, 21-17	Washington Redskins	52,936
11/10	W, 24-0	Pittsburgh Steelers	53,709
11/17	T, 30-30	at Washington Redskins	27,722
11/24	W, 45-31	Los Angeles Rams	65,407
12/1	W, 31-0	Chicago Cardinals	40,525
12/8	L, 7-20	at Detroit Lions	55,814
12/15	W, 34-28	at New York Giants	54,294
NFL CHAMPIONSHIP			
12/29	L, 14-59	at Detroit Lions	55,263

1958 (9-3)

COACH: Paul Brown

2ND EASTERN CONFERENCE			
DATE	RESULT	OPPONENT	ATT
9/28	W, 30-27	at Los Angeles Rams	69,993
10/5	W, 45-12	at Pittsburgh Steelers	31,130
10/12	W, 35-28	Chicago Cardinals	65,403
10/19	W, 27-10	Pittsburgh Steelers	66,852
10/26	W, 38-24	at Chicago Cardinals	30,933
11/2	L, 17-21	New York Giants	78,404
11/9	L, 10-30	Detroit Lions	75,563
11/16	W, 20-10	at Washington Redskins	32,372
11/23	W, 28-14	Philadelphia Eagles	51,319
11/30	W, 21-14	Washington Redskins	33,240
12/7	W, 21-14	at Philadelphia Eagles	36,773
12/14	L, 10-13	at New York Giants	63,192
PLAYOFF			
12/21	L 0-10	at New York Giants	61,174

1959 (7-5)

COACH: Paul Brown

2ND EASTERN CONFERENCE			
DATE	RESULT	OPPONENT	ATT
9/26	L, 7-17	at Pittsburgh Steelers	33,844
10/4	W, 34-7	at Chicago Cardinals	19,935
10/11	L, 6-10	New York Giants	65,534
10/18	W, 17-7	Chicago Cardinals	46,422
10/25	W, 34-7	Washington Redskins	42,732
11/1	W, 38-31	at Baltimore Colts	57,557
11/8	W, 28-7	Philadelphia Eagles	58,275
11/15	W, 31-17	at Washington Redskins	32,266
11/22	L, 20-21	Pittsburgh Steelers	68,563
11/29	L, 20-21	San Francisco 49ers	56,854
12/6	L, 7-48	at New York Giants	68,436
12/13	W, 28-21	at Philadelphia Eagles	45,952

1960 (8-3-1)

COACH: Paul Brown

2ND EASTERN CONFERENCE			
DATE	RESULT	OPPONENT	ATT
9/25	W, 41-24	at Philadelphia Eagles	56,303
10/2	W, 28-20	Pittsburgh Steelers	67,692
10/16	W, 48-7	at Dallas Cowboys	28,500
10/23	L, 29-31	Philadelphia Eagles	64,850
10/30	W, 31-10	at Washington Redskins	32,086
11/6	L, 13-17	New York Giants	82,872
11/13	W, 28-27	St. Louis Cardinals	49,192
11/20	L, 10-14	at Pittsburgh Steelers	35,215
11/27	T, 17-17	at St. Louis Cardinals	26,146
12/4	W, 27-16	Washington Redskins	35,211
12/11	W, 42-0	Chicago Bears	38,155
12/15	W, 48-34	at New York Giants	56,517
PLAYOFF BOWL			
1/7	L, 16-17	Detroit Lions (at Miami)	34,981

1961 (8-5-1)

COACH: Paul Brown

3RD EASTERN CONFERENCE			
DATE	RESULT	OPPONENT	ATT
9/17	L, 20-27	at Philadelphia Eagles	60,671
9/24	W, 20-17	St. Louis Cardinals	50,443
10/1	W, 25-7	Dallas Cowboys	43,638
10/8	W, 31-7	Washington Redskins	46,186
10/15	L, 17-49	Green Bay Packers	75,042
10/22	W, 30-28	at Pittsburgh Steelers	29,266
10/29	W, 21-10	at St. Louis Cardinals	26,696
11/5	L, 13-17	Pittsburgh Steelers	62,723
11/12	W, 17-6	at Washington Redskins	28,975
11/19	W, 45-24	Philadelphia Eagles	68,399
11/26	L, 21-37	New York Giants	80,455
12/3	W, 38-17	at Dallas Cowboys	23,500
12/10	L, 14-17	at Chicago Bears	38,717
12/17	T, 7-7	at New York Giants	61,084

1962 (7-6-1)

COACH: Paul Brown

3RD EASTERN CONFERENCE			
DATE	RESULT	OPPONENT	ATT
9/16	W, 17-7	New York Giants	81,115
9/23	L, 16-17	Washington Redskins	57,491
9/30	L, 7-35	at Philadelphia Eagles	60,671
10/7	W, 19-10	Dallas Cowboys	44,040
10/14	L, 14-36	Baltimore Colts	80,132
10/21	W, 34-7	at St. Louis Cardinals	23,256
10/28	W, 41-14	at Pittsburgh Steelers	35,417
11/4	T, 14-14	Philadelphia Eagles	63,848
11/11	L, 9-17	at Washington Redskins	48,169
11/18	W, 38-14	St. Louis Cardinals	41,815
11/25	W, 35-14	Pittsburgh Steelers	53,601
12/2	L, 21-45	at Dallas Cowboys	24,226
12/9	L, 13-17	at New York Giants	62,794
12/15	W, 13-10	at San Francisco 49ers	35,274

1963 (10-4)

COACH: Blanton Collier

2ND EASTERN CONFERENCE			
DATE	RESULT	OPPONENT	ATT
9/15	W, 37-14	Washington Redskins	57,618
9/22	W, 41-24	at Dallas Cowboys	28,710
9/29	W, 20-6	Los Angeles Rams	54,713
10/5	W, 35-23	Pittsburgh Steelers	84,684
10/13	W, 35-24	at New York Giants	62,956
10/20	W, 37-7	Philadelphia Eagles	75,174
10/27	L, 6-33	New York Giants	84,213
11/3	W, 23-17	at Philadelphia Eagles	60,671
11/10	L, 7-9	at Pittsburgh Steelers	54,497
11/17	L, 14-20	St. Louis Cardinals	75,932
11/24	W, 27-17	Dallas Cowboys	55,096
12/1	W, 24-10	at St. Louis Cardinals	32,531
12/8	L, 10-38	at Detroit Lions	51,382
12/15	W, 27-20	at Washington Redskins	40,865
PLAYOFF BOWL			
1/5	L, 23-40	Green Bay Packers (at Miami)	54,921

1964 (10-3-1)

COACH: Blanton Collier

1ST EASTERN CONFERENCE			
DATE	RESULT	OPPONENT	ATT
9/13	W, 27-13	at Washington Redskins	47,577
9/20	T, 33-33	St. Louis Cardinals	76,954
9/27	W, 28-20	at Philadelphia Eagles	60,671
10/4	W, 27-6	Dallas Cowboys	72,062
10/10	L, 7-23	Pittsburgh Steelers	80,530
10/18	W, 20-16	at Dallas Cowboys	37,456
10/25	W, 42-20	New York Giants	81,050
11/1	W, 30-17	at Pittsburgh Steelers	49,568
11/8	W, 34-24	Washington Redskins	76,385
11/15	W, 37-21	Detroit Lions	83,064
11/22	L, 21-28	at Green Bay Packers	48,065
11/29	W, 38-24	Philadelphia Eagles	79,289
12/6	L, 19-28	at St. Louis Cardinals	31,585
12/12	W, 52-20	at New York Giants	63,007
NFL CHAMPIONSHIP			
12/27	W, 27-0	Baltimore Colts	79,544

1965 (11-3)

COACH: Blanton Collier

1ST EASTERN CONFERENCE			
DATE	RESULT	OPPONENT	ATT
9/19	W, 17-7	at Washington Redskins	48,208
9/26	L, 13-49	St. Louis Cardinals	80,161
10/3	W, 35-17	at Philadelphia Eagles	60,759
10/9	W, 24-19	Pittsburgh Steelers	80,187
10/17	W, 23-17	Dallas Cowboys	80,432
10/24	W, 38-14	at New York Giants	62,864
10/31	L, 17-27	Minnesota Vikings	83,505
11/7	W, 38-34	Philadelphia Eagles	72,807
11/14	W, 34-21	New York Giants	82,426
11/21	W, 24-17	at Dallas Cowboys	76,251
11/28	W, 42-21	at Pittsburgh Steelers	42,757
12/5	W, 24-16	Washington Redskins	77,765
12/12	L, 7-42	at Los Angeles Rams	49,048
12/19	W, 27-24	at St. Louis Cardinals	29,348
NFL CHAMPIONSHIP			
1/2	L, 12-23	at Green Bay Packers	50,852

CHAMPIONSHIP PEDIGREE

The Browns began to make history early in their existence, as they appeared in a league championship game in each of their first 10 years. This included their first four seasons in the All-America Football Conference (1946-49) and their first six in the NFL (1950-55). This streak of 10 straight appearances is tied for the most among the major professional sports leagues (NFL, NBA, MLB, NHL).

TEAM	LEAGUE	SEASONS	YEARS
Cleveland Browns	AAFC/NFL	10	1946-55
Boston Celtics	NBA	10	1956-65
Montreal Canadiens	NHL	10	1950-59

1966 (9-5)

COACH: Blanton Collier

2ND EASTERN CONFERENCE

DATE	RESULT	OPPONENT	ATT
9/11	W, 38-14	at Washington Redskins	48,643
9/18	L, 20-21	Green Bay Packers	83,943
9/25	L, 28-34	St. Louis Cardinals	74,814
10/2	W, 28-7	at New York Giants	62,916
10/8	W, 41-10	Pittsburgh Steelers	82,687
10/23	W, 30-21	Dallas Cowboys	84,721
10/30	W, 49-17	at Atlanta Falcons	57,235
11/6	L, 6-16	at Pittsburgh Steelers	39,690
11/13	W, 27-7	Philadelphia Eagles	77,968
11/20	W, 14-3	Washington Redskins	78,466
11/24	L, 14-26	at Dallas Cowboys	75,504
12/4	W, 49-40	New York Giants	61,651
12/11	L, 21-33	at Philadelphia Eagles	58,074
12/17	W, 38-10	at St. Louis Cardinals	47,721

1967 (9-5)

COACH: Blanton Collier

1ST CENTURY DIVISION

DATE	RESULT	OPPONENT	ATT
9/17	L, 14-21	Dallas Cowboys	81,039
9/24	L, 14-31	at Detroit Lions	57,383
10/1	W, 42-7	at New Orleans Saints	77,045
10/7	W, 21-10	Pittsburgh Steelers	82,949
10/15	W, 20-16	St. Louis Cardinals	77,813
10/22	W, 24-0	Chicago Bears	83,183
10/29	L, 34-38	at New York Giants	62,903
11/5	W, 34-14	at Pittsburgh Steelers	47,131
11/12	L, 7-55	at Green Bay Packers	50,074
11/19	W, 14-10	Minnesota Vikings	68,431
11/26	W, 42-37	Washington Redskins	72,798
12/3	W, 24-14	New York Giants	78,594
12/10	W, 20-16	at St. Louis Cardinals	47,782
12/17	L, 24-28	at Philadelphia Eagles	60,658
PLAYOFF			
12/24	L, 14-52	at Dallas Cowboys	70,786
PLAYOFF BOWL			
1/7	L, 6-30	Los Angeles Rams	37,102

1968 (10-4)

COACH: Blanton Collier

1ST CENTURY DIVISION

DATE	RESULT	OPPONENT	ATT
9/15	W, 24-10	at New Orleans Saints	74,215
9/22	L, 7-28	at Dallas Cowboys	68,733
9/29	L, 6-24	Los Angeles Rams	82,514
10/5	W, 31-24	Pittsburgh Steelers	81,865
10/13	L, 21-27	St. Louis Cardinals	79,349
10/20	W, 30-20	at Baltimore Colts	60,238
10/27	W, 30-7	Atlanta Falcons	67,723
11/3	W, 33-21	at San Francisco 49ers	31,359
11/10	W, 35-17	New Orleans Saints	71,025
11/17	W, 45-24	at Pittsburgh Steelers	41,572
11/24	W, 47-13	Philadelphia Eagles	62,338
12/1	W, 45-10	New York Giants	83,193
12/8	W, 24-21	at Washington Redskins	50,661
12/14	L, 16-27	at St. Louis Cardinals	39,746
PLAYOFF			
12/21	W, 31-20	Dallas Cowboys	81,497
NFL CHAMPIONSHIP			
12/29	L, 0-34	Baltimore Colts	80,628

1969 (10-3-1)

COACH: Blanton Collier

1ST CENTURY DIVISION

DATE	RESULT	OPPONENT	ATT
9/21	W, 27-20	at Philadelphia Eagles	60,658
9/28	W, 27-23	Washington Redskins	82,581
10/5	L, 21-28	Detroit Lions	82,933
10/12	W, 27-17	at New Orleans Saints	71,274
10/18	W, 42-31	Pittsburgh Steelers	84,078
10/26	T, 21-21	St. Louis Cardinals	81,186
11/2	W, 42-10	Dallas Cowboys	84,850
11/9	L, 3-51	at Minnesota Vikings	47,700
11/16	W, 24-3	at Pittsburgh Steelers	47,670
11/23	W, 28-17	New York Giants	80,595
11/30	W, 28-24	Chicago Bears	45,050
12/7	W, 20-7	Green Bay Packers	82,137
12/14	W, 27-21	at St. Louis Cardinals	44,924
12/21	L, 14-27	at New York Giants	62,966
PLAYOFF			
12/28	W, 38-14	at Dallas Cowboys	69,321
NFL CHAMPIONSHIP			
1/4	L, 7-27	at Minnesota Vikings	47,900

1964 CLEVELAND BROWNS NFL CHAMPIONSHIP TEAM

In 1964 running back Jim Brown led the NFL with a career-high 1,863 rushing yards and quarterback Frank Ryan led the league with 25 passing touchdowns as the Browns posted a 10-3-1 regular season record. Cleveland captured the 1964 NFL Championship with a 27-0 victory over the Baltimore Colts at Municipal Stadium.



1970 (7-7)

COACH: Blanton Collier			
DIVISION FINISH: 2nd AFC Central			
1970 USUAL STARTING LINEUPS			
OFFENSE		DEFENSE	
WR 43	F. Hooker, 85 H. Jones	LDE 88	Ron Snidow
LT 77	Dick Schafrath	80	Joe Jones
LG 65	John DeMarle	LDT 71	Walter Johnson
C 54	Fred Hoaglin	RDT 72	Jerry Sherk
RG 66	Gene Hickerson	RDE 81	Jack Gregory
RT 62	Joe Taffoni	LLB 82	Jim Houston
TE 89	Milt Morin	50	John Garlington
83	Chip Glass	MLB 82	Jim Houston
WR 86	Gary Collins	56	Bob Matheson
85	Homer Jones	RLB 52	Billy Andrews
QB 16	Bill Nelsen	51	Dale Lindsey
15	Mike Phipps	LCB 40	Erich Barnes
RB 44	Leroy Kelly	RCB 29	Walt Sumner
26	Reece Morrison	28	Ben Davis
RB 35	Bo Scott	LS 24	Ernie Kellermann
26	Reece Morrison	RS 34	Mike Howell
RADIO ANNOUNCERS:			
Gib Shanley, Jim Graner (WHK 1420 AM)			

DATE	RESULT	OPPONENT	ATT
9/21	W, 31-21	New York Jets	85,703
9/27	L, 31-34	at San Francisco 49ers	37,502
10/3	W, 15-7	Pittsburgh Steelers	84,349
10/11	W, 30-27	Cincinnati Bengals	83,520
10/18	L, 24-41	Detroit Lions	83,577
10/25	W, 28-0	at Miami Dolphins	75,313
11/1	L, 10-27	San Diego Chargers	80,047
11/8	L, 20-23	at Oakland Raiders	54,463
11/15	L, 10-14	at Cincinnati Bengals	60,007
11/22	W, 28-14	Houston Oilers	74,723
11/29	L, 9-28	at Pittsburgh Steelers	50,214
12/7	W, 21-10	at Houston Oilers	50,582
12/12	L, 2-6	Dallas Cowboys	75,458
12/20	W, 27-13	at Denver Broncos	51,001

TEAM STATISTICS	BROWNS	OPPONENT
Total First Downs	239	236
Rushing	84	104
Passing	134	120
Penalty	21	12
Total Net Yards	4,161	4,244
Avg. Per Game	297.2	303.1
Total Plays	870	844
Avg. Per Play	4.8	5.0
Net Yards Rushing	1,579	2,006
Avg. Per Game	112.8	143.3
Total Rushes	462	451
Net Yards Passing	2,582	2,238
Avg. Per Game	184.4	159.9
Sacked/Yards Lost	16/170	35/290
Gross Yards	2,752	2,528
Attempts/Completions	392/190	357/186
Completion Pct.	48.5%	52.1%
Had Intercepted	24	19
Punts/Avg.	71/42.6	66/42.4
Net Punting Avg.	71/41.4	66/38.9
Penalties/Yards Lost	65/634	88/871
Fumbles/Ball Lost	24/14	28/12
Touchdowns	35	32
Rushing	14	10
Passing	17	16
Returns	4	6

SCORE BY PERIODS	1ST	2ND	3RD	4TH	OT	TOT
Browns	54	92	85	55	0	— 286
Opponents	54	100	37	74	0	— 265

SCORING	RU	PA	ST	DF	PAT	2RU	2PA	FG	SAF	TP
Cockroft, Don	0	0	0	0	34/35	0	0	12/22	0	70
Scott, Bo	7	4	0	0	0/0	0	0	0/0	0	66
Kelly, Leroy	6	2	0	0	0/0	0	0	0/0	0	48
Collins, Gary	0	4	0	0	0/0	0	0	0/0	0	24
Jones, Homer	0	1	1	0	0/0	0	0	0/0	0	12
Glass, Chip	0	2	0	0	0/0	0	0	0/0	0	12

PASSING	ATT	CMP	YDS	PCT	AV/AT
Nelsen, Bill	313	159	2,156	50.8	6.89
Phipps, Mike	60	29	529	48.3	8.82
Gault, Don	19	2	67	10.5	3.53
Browns	392	190	2,752	48.5	7.02
Opponents	357	186	2,528	52.1	7.08

Hooker, Fair	0	2	0	0	0/0	0	0	0/0	0	12
Andrews, Billy	0	0	0	1	0/0	0	0	0/0	0	6
Morrison, Reece	0	1	0	0	0/0	0	0	0/0	0	6
Barnes, Erich	0	0	0	1	0/0	0	0	0/0	0	6
Minniear, Randy	1	0	0	0	0/0	0	0	0/0	0	6
Lindsey, Dale	0	0	0	1	0/0	0	0	0/0	0	6
Morin, Milt	0	1	0	0	0/0	0	0	0/0	0	6
Johnson, Walter	0	0	0	0	0/0	0	0	0/0	1	2
Snidow, Ron	0	0	0	0	0/0	0	0	0/0	1	2
Reynolds, Chuck	0	0	0	0	0/0	0	0	0/0	1	2
Browns	14	17	1	3	34/35	0	0	12/22	3	286
Opponents	10	16	6	0	31/32	0	0	14/26	0	265

RUSHING	NO	YDS	AVG	LG	TD
Kelly, Leroy	206	656	3.2	33t	6
Scott, Bo	151	625	4.1	63t	7
Morrison, Reece	73	175	2.4	18	0
Minniear, Randy	12	39	3.3	9	1
Phipps, Mike	11	94	8.5	26	0
Nelsen, Bill	7	-4	-0.6	2	0
Morin, Milt	1	2	2.0	2	0
Brown, Ken	1	-8	-8.0	-8	0
Browns	462	1,579	3.4	63t	14
Opponents	451	2,006	4.4	73	11

RECEIVING	NO	YDS	AVG	LG	TD
Scott, Bo	40	351	8.8	24	4
Morin, Milt	37	611	16.5	36	1
Hooker, Fair	28	490	17.5	69	2
Collins, Gary	26	351	13.5	28	4
Kelly, Leroy	24	311	13.0	55	2
Glass, Chip	19	403	21.2	78t	2
Jones, Homer	10	141	14.1	43t	1
Morrison, Reece	5	95	19.0	53t	1
Minniear, Randy	1	-1	-1.0	-1	0
Browns	190	2,752	14.5	78t	17
Opponents	186	2,528	13.6	81t	16

INTERCEPTIONS	NO	YDS	AVG	LG	TD
Barnes, Erich	5	85	17.0	38t	1
Sumner, Walt	4	85	21.3	34	0
Lindsey, Dale	2	65	32.5	56t	1
Houston, Jim	1	25	25.0	25	0
Andrews, Billy	1	25	25.0	25t	1
Kellermann, Ernie	1	18	18.0	18	0
Matheson, Bob	1	11	11.0	11	0
Garlington, John	1	6	6.0	6	0
Johnson, Walter	1	4	4.0	4	0
Howell, Mike	1	0	0.0	0	0
Davis, Ben	1	0	0.0	0	0
Browns	19	324	17.1	56t	3
Opponents	24	399	16.6	62t	4

PUNTING	NO	YDS	AVG	IN20	TB	LG	BLK
Cockroft, Don	71	3,023	42.6	0	7	71	1
Browns	71	3,023	42.6	0	7	71	1
Opponents	66	2,801	42.4	0	3	65	0

PUNT RETURNS	NO	FC	YDS	AVG	LG	TD
Morrison, Reece	15	2	133	8.9	34	0
Sumner, Walt	8	11	70	8.8	38	0
Schoen, Tom	8	1	18	2.3	7	0
Kelly, Leroy	2	0	15	7.5	12	0
Jenkins, Al	1	0	0	0.0	0	0
Jones, Dave	0	2	0	0.0	0	0
Browns	34	16	236	6.9	38	0
Opponents	23	28	83	3.6	33	0

KICKOFF RETURNS	NO	YDS	AVG	LG	TD
Jones, Homer	29	739	25.5	94t	1
Morrison, Reece	7	153	21.9	36	0
Brown, Ken	2	44	22.0	32	0
Matheson, Bob	2	21	10.5	14	0
Schoen, Tom	1	27	27.0	27	0
Righetti, Joe	1	17	17.0	17	0
Morin, Milt	1	0	0.0	0	0
Glass, Chip	1	0	0.0	0	0
Browns	44	1,001	22.8	94t	1
Opponents	39	956	24.5	91	0

FIELD GOALS	1-19	20-29	30-39	40-49	50+	TOT
Cockroft, Don	3/4	2/3	4/7	3/7	0/1	12/22
Browns	3/4	2/3	4/7	3/7	0/1	12/22
Opponents	2/2	1/4	5/7	3/7	3/6	14/26

D	TD%	INT	INT%	LG	TKLD	RATNG
6	5.1	16	5.1	78t	8/79	68.9
1	1.7	5	8.3	53t	7/86	49.9
0	0.0	3	15.8	44	1/5	2.2
7	4.3	24	6.1	78t	16/170	60.7
6	4.5	19	5.3	81t	35/290	67.8

1971 (9-5)

COACH: Nick Skorich			
DIVISION FINISH: 1st AFC Central			
1971 USUAL STARTING LINEUPS			
OFFENSE		DEFENSE	
WR 43	Fair Hooker	LDE 80	J. Jones, 88 R. Snidow
LT 77	Dick Schafrath	LDT 71	Walter Johnson
73	Doug Dieken	RDT 72	Jerry Sherk
LG 65	John DeMarie	RDE 81	Jack Gregory
C 54	Fred Hoaglin	LLB 82	Jim Houston
64	Jim Copeland	50	Jim Garlington
RG 66	Gene Hickerson	MLB 51	Dale Lindsey
RT 78	Bob McKay	82	Jim Houston
TE 89	Milt Morin	RLB 52	Billy Andrews
WR 86	Gary Collins	51	Dale Lindsey
25	Frank Pitts	LCB 22	C. Scott, 20 F. Summers
QB 16	Bill Nelsen	RCB 28	B. Davis, 29 W. Sumner
15	Mike Phipps	LS 29	Walt Sumner
RB 44	Leroy Kelly	24	Ernie Kellermann
RB 35	Bo Scott	RS 34	M. Howell, 40 E. Barnes
RADIO ANNOUNCERS:			
Gib Shanley, Jim Graner (WHK 1420 AM)			

DATE	RESULT	OPPONENT	ATT
9/19	W, 31-0	Houston Oilers	73,387
9/26	W, 14-13	at Baltimore Colts	56,837
10/4	L, 20-34	Oakland Raiders	84,285
10/10	W, 27-17	Pittsburgh Steelers	83,391
10/17	W, 27-24	at Cincinnati Bengals	60,284
10/24	L, 0-27	Denver Broncos	75,674
10/31	L, 14-31	Atlanta Falcons	76,825
11/7	L, 9-26	at Pittsburgh Steelers	50,202
11/14	L, 7-13	at Kansas City Chiefs	50,388
11/21	W, 27-7	New England Patriots	65,238
11/28	W, 37-24	at Houston Oilers	37,921
12/5	W, 31-27	Cincinnati Bengals	82,705
12/12	W, 21-17	at New Orleans Saints	72,794
12/19	W, 20-13	at Washington Redskins	53,041

PLAYOFF		
12/26	L, 3-20	Baltimore Colts 74,082

TEAM STATISTICS	BROWNS	OPPONENT
Total First Downs	231	232
Rushing	89	115
Passing	127	100
Penalty	15	17
Total Net Yards	3,857	4,194
Avg. Per Game	275.5	299.6
Total Plays	859	848
Avg. Per Play	4.5	4.9
Net Yards Rushing	1,558	2,227
Avg. Per Game	111.3	159.1
Total Rushes	461	484
Net Yards Passing	2,299	1,967
Avg. Per Game	164.2	140.5
Sacked/Yards Lost	22/222	25/203
Gross Yards	2,521	2,170
Attempts/Completions	376/188	339/156
Completion Pct.	50.0%	46.0%
Hand Intercepted	27	24
Punts/Avg.	67/39.9	66/42.4
Net Punting Avg.	67/36.5	66/37.0
Penalties/Yards Lost	68/612	86/772
Fumbles/Ball Lost	29/18	31/16
Touchdowns	34	30
Rushing	19	14
Passing	14	12
Returns	1	4

SCORE BY PERIODS	1ST	2ND	3RD	4TH	OT	TOT
Browns	47	71	64	103	0	285
Opponents	51	120	23	79	0	273

SCORING	RU	PA	ST	DF	PAT	2RU	2PA	FG	SAF	TP
Cockroft, Don	0	0	0	0	34/34	0	0	15/28	0	79
Kelly, Leroy	10	2	0	0	0/0	0	0	0/0	0	72
Scott, Bo	9	1	0	0	0/0	0	0	0/0	0	60
Pitts, Frank	0	4	0	0	0/0	0	0	0/0	0	24
Collins, Gary	0	3	0	0	0/0	0	0	0/0	0	18

PASSING	ATT	CMP	YDS	PCT	AV/AT
Nelsen, Bill	325	174	2,319	53.5	7.14
Phipps, Mike	47	13	179	27.7	3.81
Kelly, Leroy	4	1	23	25.0	5.75
Browns	376	188	2,521	50.0	6.70
Opponents	339	156	2,170	46.0	6.40

Morin, Milt	0	2	0	0	0/0	0	0	0/0	0	12
Glass, Chip	0	1	0	0	0/0	0	0	0/0	0	6
Johnson, W.	0	0	0	1	0/0	0	0	0/0	0	6
Hooker, Fair	0	1	0	0	0/0	0	0	0/0	0	6
Dieken, Doug	0	0	0	0	0/0	0	0	0/0	1	2
Browns	19	14	0	1	34/34	0	0	15/28	1	285
Opponents	14	12	4	0	30/30	0	0	21/31	0	273

RUSHING	NO	YDS	AVG	LG	TD
Kelly, Leroy	234	865	3.7	35	10
Scott, Bo	179	606	3.4	35	9
Nelsen, Bill	13	-18	-1.4	4	0
Brown, Ken	11	47	4.3	17	0
Cornell, Bo	11	12	1.1	6	0
Phipps, Mike	6	35	5.8	15	0
Morrison, Reece	5	-2	-0.4	4	0
Cockroft, Don	1	12	12.0	12	0
Morin, Milt	1	1	1.0	1	0
Browns	461	1,558	3.4	35	19
Opponents	484	2,227	4.6	86t	14

RECEIVING	NO	YDS	AVG	LG	TD
Hooker, Fair	45	649	14.4	48	1
Morin, Milt	40	581	14.5	31	2
Scott, Bo	30	233	7.8	35	1
Pitts, Frank	27	487	18.0	53t	4
Kelly, Leroy	25	252	10.1	29	2
Collins, Gary	15	231	15.4	29	3
Jones, Dave	4	66	16.5	21	0
Cornell, Bo	1	18	18.0	18	0
Glass, Chip	1	4	4.0	4t	1
Browns	188	2,521	13.4	53t	14
Opponents	156	2,170	13.9	53	12

INTERCEPTIONS	NO	YDS	AVG	LG	TD
Sumner, Walt	5	35	7.0	25	0
Scott, Clarence	4	47	11.8	21	0
Andrews, Billy	3	34	11.3	19	0
Kellermann, Ernie	3	0	0.0	0	0
Howell, Mike	2	93	46.5	68	0
Lindsey, Dale	2	50	25.0	29	0
Davis, Ben	2	18	9.0	15	0
Sherk, Jerry	2	3	1.5	3	0
Garlington, John	1	0	0.0	0	0
Snidow, Ron	0	3	0.0	0	0
Browns	24	283	11.8	68	0
Opponents	27	453	16.8	66	2

PUNTING	NO	YDS	AVG	IN20	TB	LG	BLK
Cockroft, Don	62	2,508	40.5	0	2	59	2
Collins, Gary	5	162	32.4	0	0	42	0
Browns	67	2,670	39.9	0	2	59	2
Opponents	66	2,800	42.4	0	7	59	1

PUNT RETURNS	NO	FC	YDS	AVG	LG	TD
Kelly, Leroy	30	4	292	9.7	74	0
Jones, Dave	9	2	63	7.0	20	0
Kellermann, Ernie	1	0	4	4.0	4	0
Browns	40	6	359	9.0	74	0
Opponents	26	19	227	8.7	45	0

KICKOFF RETURNS	NO	YDS	AVG	LG	TD
Brown, Ken	15	330	22.0	35	0
Morrison, Reece	9	267	29.7	52	0
Pitts, Frank	9	238	26.4	35	0
Brown, Stan	7	157	22.4	32	0
Houston, Jim	1	21	21.0	21	0
Cornell, Bo	1	19	19.0	19	0
Dieken, Doug	1	16	16.0	16	0
Kelly, Leroy	1	11	11.0	11	0
Kellermann, Ernie	1	5	5.0	5	0
Glass, Chip	1	1	1.0	1	0
Browns	46	1,065	23.2	52	0
Opponents	55	1,252	22.8	58	0

FIELD GOALS	1-19	20-29	30-39	40-49	50+	TOT
Cockroft, Don	2/3	6/6	6/9	1/9	0/1	15/28
Browns	2/3	6/6	6/9	1/9	0/1	15/28
Opponents	6/7	9/11	4/8	2/4	0/1	21/31

TD	TD%	INT	INT%	LG	TKLD	RATING
13	4.0	23	7.1	53t	22/222	60.3
1	2.1	4	8.5	39	0/0	14.6
0	0.0	0	0.0	23	0/0	51.0
14	3.7	27	7.2	53t	22/222	54.2
12	3.5	24	6.1	53	25/203	49.4

1972 (10-4)

COACH: Nick Skorich	
VISION FINISH: 2nd AFC Central	
1972 USUAL STARTING LINEUPS	
OFFENSE	DEFENSE
WR 43 Fair Hooker	LDE 87 Rich Jackson
LT 73 Doug Dieken	81 Nick Roman
LG 66 Gene Hickerson	LDT 71 Walter Johnson
C 61 Bob DeMarco	RDT 72 Jerry Sherk
54 Fred Hoaglin	RDE 84 Bob Briggs
RG 65 John DeMarie	81 Nick Roman
68 Bob Pena	LLB 59 Charlie Hall
RT 78 Bob McKay	MLB 51 Dale Lindsey
65 John DeMarie	82 Jim Houston
TE 89 Milt Morin	RLB 52 Billy Andrews
WR 25 Frank Pitts	LCB 22 Clarence Scott
85 Paul Staroba	RCB 28 Ben Davis
QB 15 Mike Phipps	SS 27 Thom Darden
16 Bill Nelsen	34 Mike Howell
RB 44 Leroy Kelly	FS 29 Walt Sumner
RB 35 Bo Scott	27 Thom Darden
RADIO ANNOUNCERS:	
Gib Shanley, Jim Graner (WHK 1420 AM)	

DATE	RESULT	OPPONENT	ATT								
9/17	L, 10-26	Green Bay Packers	75,771								
9/24	W, 27-17	at Philadelphia Eagles	65,720								
10/1	W, 27-6	Cincinnati Bengals	81,564								
10/8	L, 7-31	Kansas City Chiefs	83,819								
10/15	L, 0-17	Chicago Bears	72,339								
10/22	W, 23-17	at Houston Oilers	38,113								
10/29	W, 27-20	at Denver Broncos	51,656								
11/5	W, 20-0	Houston Oilers	61,985								
11/13	W, 21-17	at San Diego Chargers	54,205								
11/19	W, 26-24	Pittsburgh Steelers	83,009								
11/26	W, 27-10	Buffalo Bills	70,104								
12/3	L, 0-30	at Pittsburgh Steelers	50,350								
12/9	W, 27-24	at Cincinnati Bengals	59,524								
12/17	W, 26-10	at New York Jets	62,614								
		PLAYOFF									
12/24	L, 14-20	at Miami Dolphins	78,196								
TEAM STATISTICS		BROWNS	OPPONENT								
Total First Downs		215	240								
Rushing		102	130								
Passing		101	89								
Penalty		12	21								
Total Net Yards		3,709	4,069								
Avg. Per Game		264.9	290.6								
Total Plays		817	868								
Avg. Per Play		4.5	4.7								
Net Yards Rushing		1,793	2,333								
Avg. Per Game		128.1	166.6								
Total Rushes		453	520								
Net Yards Passing		1,916	1,736								
Avg. Per Game		136.9	124.0								
Sacked/Yards Lost		27/219	38/258								
Gross Yards		2,135	1,994								
Attempts/Completions		337/158	310/160								
Completion Pct.		46.9%	51.6%								
Had Intercepted		19	13								
Punts/Avg.		81/43.2	74/40.9								
Net Punting Avg.		81/38.8	74/38.0								
Penalties/Yards Lost		57/536	63/557								
Fumbles/Ball Lost		21/9	39/16								
Touchdowns		29	27								
Rushing		13	13								
Passing		13	14								
Returns		3	0								
SCORE BY PERIODS		1ST	2ND	3RD	4TH	OT	TOT				
Browns		39	95	46	88	0	— 268				
Opponents		61	57	72	59	0	— 249				
SCORING		RU	PA	ST	DF	PAT	2RU	2PA	FG	SAF	TP
Cockroft, Don		0	0	0	0	28/29	0	0	22/27	0	94
Pitts, Frank		0	8	0	0	0/0	0	0	0/0	0	48
Kelly, Leroy		4	1	0	0	0/0	0	0	0/0	0	30

Phipps, Mike	5	0	0	0	0/0	0	0	0/0	0	30
Hooker, Fair	0	2	0	0	0/0	0	0	0/0	0	12
Scott, Bo	2	0	0	0	0/0	0	0	0/0	0	12
Brown, Ken	2	0	0	0	0/0	0	0	0/0	0	12
Morin, Milt	0	1	0	0	0/0	0	0	0/0	0	6
Staroba, Paul	0	1	0	0	0/0	0	0	0/0	0	6
Briggs, Bob	0	0	0	1	0/0	0	0	0/0	0	6
Roman, Nick	0	0	0	1	0/0	0	0	0/0	0	6
Scott, Clarence	0	0	1	0	0/0	0	0	0/0	0	6
Browns	13	13	1	2	28/29	0	0	22/27	0	268
Opponents	13	14	0	0	27/27	0	0	20/29	0	249
RUSHING										
	NO	YDS		AVG		LG		TD		
Kelly, Leroy	224	811		3.6		18		4		
Scott, Bo	123	571		4.6		27		2		
Phipps, Mike	60	256		4.3		18		5		
Brown, Ken	32	114		3.6		14		2		
Cornell, Bo	7	8		1.1		7		0		
Pitts, Frank	3	29		9.7		13		0		
Lefear, Billy	3	6		2.0		4		0		
Nelsen, Bill	1	-2		-2.0		-2		0		
Browns	453	1,793		4.0		27		13		
Opponents	520	2,333		4.5		75		13		
RECEIVING										
	NO	YDS		AVG		LG		TD		
Pitts, Frank	36	620		17.2		80		8		
Hooker, Fair	32	441		13.8		43		2		
Morin, Milt	30	540		18.0		36		1		
Kelly, Leroy	23	204		8.9		28		1		
Scott, Bo	23	172		7.5		30		0		
Brown, Ken	5	64		12.8		19		0		
Glass, Chip	5	61		12.2		24		0		
Cornell, Bo	2	7		3.5		5		0		
Staroba, Paul	1	19		19.0		19		1		
Richardson, Gloster	1	7		7.0		7		0		
Browns	158	2,135		13.5		80		13		
Opponents	160	1,994		12.5		80		14		
INTERCEPTIONS										
	NO	YDS		AVG		LG		TD		
Darden, Thom	3	64		21.3		20		0		
Davis, Ben	3	10		3.3		10		0		
Roman, Nick	1	36		36.0		36		1		
Briggs, Bob	1	16		16.0		16		0		
Hall, Charlie	1	12		12.0		12		0		
Garlington, John	1	10		10.0		10		0		
Andrews, Billy	1	4		4.0		4		0		
Johnson, Walter	1	1		1.0		1		0		
Howell, Mike	1	1		1.0		1		0		
Browns	13	154		11.8		36		1		
Opponents	19	145		7.6		35		0		
PUNTING										
	NO	YDS		AVG		IN20	TB	LG	BLK	
Cockroft, Don	81	3,498		43.2		0	4	65	0	
Browns	81	3,498		43.2		0	4	65	0	
Opponents	74	3,023		40.9		0	7	60	0	
PUNT RETURNS										
	NO	FC		YDS		AVG		LG		TD
Majors, Bobby	16	6		96		6.0		41		0
Darden, Thom	15	7		71		4.7		37		0
Kelly, Leroy	5	3		40		8.0		14		0
Sumner, Walt	1	2		14		14.0		14		0
Browns	37	18		221		6.0		41		0
Opponents	46	21		357		7.8		60		0
KICKOFF RETURNS										
	NO	YDS		AVG		LG		TD		
Brown, Ken	20	473		23.6		47		0		
Majors, Bobby	10	222		22.2		40		0		
Lefear, Billy	6	138		23.0		29		0		
Morrison, Reece	3	67		22.3		32		0		
Johnson, Walter	2	33		16.5		24		0		
Browns	41	933		22.8		47		0		
Opponents	50	1,198		24.0		66		0		
FIELD GOALS										
	1-19	20-29		30-39		40-49		50+	TOT	
Cockroft, Don	5/5	7/8		7/8		2/5		1/1	22/27	
Browns	5/5	7/8		7/8		2/5		1/1	22/27	
Opponents	6/7	2/5		7/9		5/7		0/1	20/29	

PASSING	ATT	CMP	YDS	PCT	AV/AT	TD	TD%	INT	INT%	LG	TKLD	RATNG
Phipps, Mike	305	144	1,994	47.2	6.54	13	4.3	16	5.2	80	23/183	61.0
Nelsen, Bill	31	14	141	45.2	4.55	0	0.0	3	9.7	26	3/29	19.1
Kelly, Leroy	1	0	0	0.0	0.00	0	0.0	0	0.0	0	1/7	39.6
Browns	337	158	2,135	46.9	6.34	13	3.9	19	5.6	80	27/219	56.9
Opponents	310	160	1,994	51.6	6.43	14	4.5	13	4.2	80	38/258	69.5

1973 (7-5-2)

COACH: Nick Skorich			
DIVISION FINISH: 3rd AFC Central			
1973 USUAL STARTING LINEUPS			
OFFENSE		DEFENSE	
WR 43	Fair Hooker	LDE 80	Joe Jones
42	Gloster Richardson	LDT 71	Walter Johnson
LT 73	Doug Dieken	RDT 72	Jerry Sherk
LG 66	Gene Hickerson	RDE 81	Nick Roman
C 61	Bob DeMarco	LLB 59	Charlie Hall
64	Jim Copeland	MLB 60	Bob Babich
RG 65	John DeMarie	52	Billy Andrews
RT 78	Bob McKay	RLB 50	John Garlington
TE 89	Milt Morin	LCB 22	Clarence Scott
83	Chip Glass	RCB 28	Ben Davis
WR 25	Frank Pitts	23	Clifford Brooks
42	Gloster Richardson	SS 29	Walt Sumner
QB 15	Mike Phipps	21	Van Green
RB 44	L. Kelly, 26 B. Lefear	FS 27	Thom Darden
RB 30	Ken Brown	21	Van Green
RADIO ANNOUNCERS:			
Gib Shanley, Jim Graner (WHK 1420 AM)			

DATE	RESULT	OPPONENT	ATT
9/16	W, 24-14	Baltimore Colts	74,303
9/23	L, 6-33	at Pittsburgh Steelers	49,396
9/30	W, 12-10	New York Giants	76,065
10/7	W, 17-10	Cincinnati Bengals	70,805
10/15	L, 9-17	Miami Dolphins	72,070
10/21	W, 42-13	Houston Oilers	61,146
10/28	T, 16-16	San Diego Chargers	68,244
11/4	L, 3-26	at Minnesota Vikings	45,590
11/11	W, 23-13	at Houston Oilers	37,230
11/18	W, 7-3	at Oakland Raiders	47,398
11/25	W, 21-16	Pittsburgh Steelers	67,773
12/2	T, 20-20	at Kansas City Chiefs	70,296
12/9	L, 17-34	at Cincinnati Bengals	58,266
12/16	L, 17-30	at Los Angeles Rams	73,948

TEAM STATISTICS	BROWNS	OPPONENT
Total First Downs	200	196
Rushing	107	102
Passing	79	79
Penalty	14	15
3rd Down: Made/Att	61/190	62/205
3rd Down Pct.	32.1%	30.2%
Total Net Yards	3,341	3,827
Avg. Per Game	238.6	273.4
Total Plays	859	854
Avg. Per Play	3.9	4.5
Net Yards Rushing	1,968	2,091
Avg. Per Game	140.6	149.4
Total Rushes	506	513
Net Yards Passing	1,373	1,736
Avg. Per Game	98.1	124.0
Sacked/Yards Lost	45/368	29/248
Gross Yards	1,741	1,984
Attempts/Completions	308/152	312/144
Completion Pct.	49.4%	46.2%
Had Intercepted	20	12
Punts/Avg.	82/40.5	78/40.4
Net Punting Avg.	82/37.1	78/36.4
Penalties/Yards Lost	70/620	79/738
Fumbles/Ball Lost	34/17	21/9
Touchdowns	24	24
Rushing	12	7
Passing	10	16
Returns	2	1

SCORE BY PERIODS	1ST	2ND	3RD	4TH	OT	TOT
Browns	58	63	46	67	0	— 234
Opponents	50	76	69	60	0	— 255

SCORING	RU	PA	ST	DF	PAT	2RU	2PA	FG	SAF	TP
Cockroft, Don	0	0	0	0	24/24	0	0	22/31	0	90
Pruitt, Greg	4	1	0	0	0/0	0	0	0/0	0	30
Phipps, Mike	5	0	0	0	0/0	0	0	0/0	0	30

Pitts, Frank	0	4	0	0	0/0	0	0	0/0	0	24
Kelly, Leroy	3	0	0	0	0/0	0	0	0/0	0	18
Hooker, Fair	0	2	0	0	0/0	0	0	0/0	0	12
Morin, Milt	0	1	0	0	0/0	0	0	0/0	0	6
Richardson, G.	0	1	0	0	0/0	0	0	0/0	0	6
Scott, Bo	0	1	0	0	0/0	0	0	0/0	0	6
Scott, C.	0	0	0	1	0/0	0	0	0/0	0	6
Green, Van	0	0	0	1	0/0	0	0	0/0	0	6
Browns	12	10	0	2	24/24	0	0	22/31	0	234
Opponents	7	16	1	0	24/24	0	0	29/46	0	255

RUSHING	NO	YDS	AVG	LG	TD
Brown, Ken	161	537	3.3	17	0
Kelly, Leroy	132	389	2.9	19	3
Pruitt, Greg	61	369	6.0	65t	4
Phipps, Mike	60	395	6.6	27	5
Scott, Bo	34	79	2.3	20	0
McKinnis, Hugh	28	77	2.8	12	0
Lefear, Billy	26	135	5.2	43	0
Richardson, Gloster	3	-10	-3.3	4	0
Cockroft, Don	1	-3	-3.0	-3	0
Browns	506	1,968	3.9	65t	12
Opponents	513	2,091	4.1	70	7

RECEIVING	NO	YDS	AVG	LG	TD
Pitts, Frank	31	317	10.2	26t	4
Morin, Milt	26	417	16.0	51t	1
Brown, Ken	22	187	8.5	46	0
Hooker, Fair	18	196	10.9	26	2
Kelly, Leroy	15	180	12.0	36	0
Richardson, Gloster	12	175	14.6	32	1
Pruitt, Greg	9	110	12.2	42	1
Scott, Bo	6	23	3.8	9	1
Lefear, Billy	5	38	7.6	13	0
Holden, Steve	3	27	9.0	17	0
McKinnis, Hugh	3	11	3.7	12	0
Glass, Chip	2	60	30.0	47	0
Browns	152	1,741	11.5	51t	10
Opponents	144	1,984	13.8	70t	16

INTERCEPTIONS	NO	YDS	AVG	LG	TD
Scott, Clarence	5	71	14.2	45t	1
Davis, Ben	2	33	16.5	20	0
Sumner, Walt	2	4	2.0	4	0
Babich, Bob	1	48	48.0	48	0
Darden, Thom	1	36	36.0	36	0
Garlington, John	1	10	10.0	10	0
Browns	12	202	16.8	48	1
Opponents	20	271	13.6	39	0

PUNTING	NO	YDS	AVG	IN20	TB	LG	BLK
Cockroft, Don	82	3,321	40.5	0	3	71	1
Browns	82	3,321	40.5	0	3	71	1
Opponents	78	3,151	40.4	0	5	63	0

PUNT RETURNS	NO	FC	YDS	AVG	LG	TD
Pruitt, Greg	16	3	180	11.3	46	0
Darden, Thom	9	10	51	5.7	11	0
Lefear, Billy	7	2	51	7.3	19	0
Holden, Steve	2	0	19	9.5	19	0
Kelly, Leroy	1	0	7	7.0	7	0
Hall, Charlie	1	0	0	0.0	0	0
Browns	36	15	308	8.6	46	0
Opponents	44	19	280	6.4	48	0

KICKOFF RETURNS	NO	YDS	AVG	LG	TD
Pruitt, Greg	16	453	28.3	54	0
Lefear, Billy	15	337	22.5	59	0
Holden, Steve	8	172	21.5	29	0
Long, Mel	6	87	14.5	38	0
Romaniszyn, Jim	2	21	10.5	16	0
Dieken, Doug	2	14	7.0	9	0
Browns	49	1,084	22.1	59	0
Opponents	48	1,165	24.3	58	0

FIELD GOALS	1-19	20-29	30-39	40-49	50+	TOT
Cockroft, Don	4/4	7/8	4/7	7/11	0/1	22/31
Browns	4/4	7/8	4/7	7/11	0/1	22/31
Opponents	11/11	8/9	4/9	6/15	0/2	29/46

PASSING	ATT	CMP	YDS	PCT	AV/AT	TD	TD%	INT	INT%	LG	TKLD	RATING
Phipps, Mike	299	148	1,719	49.5	5.75	9	3.0	20	6.7	51t	44/362	49.4
Horn, Don	8	4	22	50.0	2.75	1	12.5	0	0.0	12	1/6	95.8
Pruitt, Greg	1	0	0	0.0	0.00	0	0.0	0	0.0	0	0/0	39.6
Browns	308	152	1,741	49.4	5.65	10	3.2	20	6.5	51t	45/368	50.5
Opponents	312	144	1,984	46.2	6.36	16	5.1	12	3.8	70t	29/248	68.1

1974 (4-10)

COACH: Nick Skorich			
DIVISION FINISH: 4th AFC Central			
1974 USUAL STARTING LINEUPS			
OFFENSE		DEFENSE	
WR 43	F. Hooker, 83 J. Dunbar	LDE 81	Nick Roman
LT 73	Doug Dieken	74	Carl Barisch
LG 69	P. Adams, 78 B. McKay	LDT 71	Walter Johnson
C 61	Bob DeMarco	RDT 72	Jerry Sherk
RG 65	John DeMarie	RDE 66	Mike Seifert
62	Glen Holloway	81	Nick Roman
RT 79	Gerry Sullivan	LLB 59	Charlie Hall
78	Bob McKay	MLB 60	Bob Babich
TE 89	Milt Morin	RLB 50	John Garlington
84	Jim Thaxton	LCB 22	Clarence Scott
WR 88	Steve Holden	RCB 21	Van Green
42	Gloster Richardson	23	Clifford Brooks
OB 15	M. Phipps, 17 B. Sipe	SS 21	Van Green
RB 30	K. Brown, 34 G. Pruitt	29	Walt Sumner
RB 34	Greg Pruitt	FS 27	Thom Darden
37	Hugh McKinnis	28	Eddie Brown
RADIO ANNOUNCERS:			
Gib Shanley, Jim Graner (WHK 1420 AM)			

DATE	RESULT	OPPONENT	ATT
9/15	L, 7-33	at Cincinnati Bengals	53,113
9/22	W, 20-7	Houston Oilers	58,988
9/29	L, 7-29	at St. Louis Cardinals	43,472
10/6	L, 24-40	Oakland Raiders	65,247
10/13	L, 24-34	Cincinnati Bengals	70,897
10/20	L, 16-20	at Pittsburgh Steelers	48,100
10/27	W, 23-21	Denver Broncos	60,478
11/3	L, 35-36	at San Diego Chargers	36,631
11/10	W, 21-14	at New England Patriots	61,279
11/17	L, 16-26	Pittsburgh Steelers	77,739
11/24	L, 10-15	Buffalo Bills	66,504
12/1	W, 7-0	San Francisco 49ers	24,559
12/7	L, 17-41	at Dallas Cowboys	48,754
12/15	L, 24-28	at Houston Oilers	37,910

TEAM STATISTICS	BROWNS	OPPONENT
Total First Downs	223	247
Rushing	104	126
Passing	92	95
Penalty	27	26
3rd Down: Made/Att	67/196	74/193
3rd Down Pct.	34.2%	38.3%
Total Net Yards	3,651	4,440
Avg. Per Game	260.8	317.1
Total Plays	876	890
Avg. Per Play	4.2	5.0
Net Yards Rushing	1,924	2,415
Avg. Per Game	137.4	172.5
Total Rushes	461	555
Net Yards Passing	1,727	2,025
Avg. Per Game	123.4	144.6
Sacked/Yards Lost	48/402	28/234
Gross Yards	2,129	2,259
Attempts/Completions	367/179	308/139
Completion Pct.	48.8%	45.1%
Had Intercepted	24	24
Punts/Avg.	90/40.5	76/38.0
Net Punting Avg.	90/32.6	76/31.1
Penalties/Yards Lost	78/767	81/731
Fumbles/Ball Lost	34/15	31/16
Touchdowns	30	43
Rushing	14	17
Passing	12	22
Returns	4	4

SCORE BY PERIODS	1ST	2ND	3RD	4TH	OT	TOT
Browns	61	60	57	73	0	251
Opponents	62	103	116	63	0	344

SCORING	RU	PA	ST	DF	PAT	2RU	2PA	FG	SAF	TP
Cockroft, Don	0	0	0	0	29/30	0	0	14/16	0	71
Brown, Ken	4	2	0	0	0/0	0	0	0/0	0	36
Pruitt, Greg	3	1	1	0	0/0	0	0	0/0	0	30
Sipe, Brian	4	0	0	0	0/0	0	0	0/0	0	24

PASSING	ATT	CMP	YDS	PCT	AV/AT	TD	TD%	INT	INT%	LG	TKLD	RATNG
Phipps, Mike	256	117	1,384	45.7	5.41	9	3.5	17	6.6	55	33/280	46.7
Sipe, Brian	108	59	603	54.6	5.58	1	0.9	7	6.5	37	15/122	47.0
Pruitt, Greg	2	2	115	100.0	57.50	2	100.0	0	0.0	60t	0/0	158.3
Cockroft, Don	1	1	27	100.0	27.00	0	0.0	0	0.0	27	0/0	118.8
Browns	367	179	2,129	48.8	5.80	12	3.3	24	6.5	60t	48/402	50.6
Opponents	308	139	2,259	45.1	7.33	22	7.1	24	7.8	75t	28/234	61.6

Morin, Milt	0	3	0	0	0/0	0	0	0/0	0	18
Holden, Steve	0	3	0	0	0/0	0	0	0/0	0	18
Richardson, G.	0	2	0	0	0/0	0	0	0/0	0	12
McKinnis, H.	2	0	0	0	0/0	0	0	0/0	0	12
Hall, Charlie	0	0	0	1	0/0	0	0	0/0	0	6
Hooker, Fair	0	1	0	0	0/0	0	0	0/0	0	6
Darden, Thom	0	0	0	1	0/0	0	0	0/0	0	6
Green, Van	0	0	0	1	0/0	0	0	0/0	0	6
Phipps, Mike	1	0	0	0	0/0	0	0	0/0	0	6
Browns	14	12	1	3	29/30	0	0	0	14/16	0 251
Opponents	17	22	4	0	38/43	0	0	0	14/23	3 344

RUSHING	NO	YDS	AVG	LG	TD
Pruitt, Greg	126	540	4.3	54	3
Brown, Ken	125	458	3.7	27	4
McKinnis, Hugh	124	519	4.2	44t	2
Phipps, Mike	39	279	7.2	19	1
Scott, Bo	23	86	3.7	20	0
Sipe, Brian	16	44	2.8	17	4
Lefear, Billy	6	2	0.3	4	0
Holden, Steve	1	6	6.0	6	0
Thaxton, Jim	1	-10	-10.0	-10	0
Browns	461	1,924	4.2	54	14
Opponents	555	2,415	4.4	54	17

RECEIVING	NO	YDS	AVG	LG	TD
McKinnis, Hugh	32	258	8.1	55	0
Holden, Steve	30	452	15.1	53	3
Brown, Ken	29	194	6.7	19	2
Morin, Milt	27	330	12.2	32	3
Pruitt, Greg	21	274	13.0	43	1
Richardson, Gloster	9	266	29.6	60t	2
Scott, Bo	7	22	3.1	13	0
Dunbar, Jubilee	6	74	12.3	25	0
Sullivan, Dave	5	92	18.4	37	0
Thaxton, Jim	4	71	17.8	34	0
Hooker, Fair	4	48	12.0	17	1
Lefear, Billy	4	21	5.3	8	0
Green, Van	1	27	27.0	27	0
Browns	179	2,129	11.9	60t	12
Opponents	139	2,259	16.3	75t	22

INTERCEPTIONS	NO	YDS	AVG	LG	TD
Darden, Thom	8	105	13.1	31	0
Scott, Clarence	4	42	10.5	25	0
Hall, Charlie	3	54	18.0	29t	1
Green, Van	2	56	28.0	36t	1
Garlington, John	2	33	16.5	28	0
Brown, Eddie	2	24	12.0	24	0
Andrews, Billy	1	18	18.0	18	0
Babich, Bob	1	4	4.0	4	0
Thaxton, Jim	1	0	0.0	0	0
Browns	24	336	14.0	36t	2
Opponents	24	423	17.6	59	1

PUNTING	NO	YDS	AVG	IN20	TB	LG	BLK
Cockroft, Don	90	3,643	40.5	0	11	64	0
Browns	90	3,643	40.5	0	11	64	0
Opponents	76	2,885	38.0	0	3	56	0

PUNT RETURNS	NO	FC	YDS	AVG	LG	TD
Pruitt, Greg	27	0	349	12.9	72	0
Darden, Thom	21	0	173	8.2	45	0
Lefear, Billy	2	0	1	0.5	1	0
Brown, Eddie	2	1	0	0.0	0	0
Browns	52	1	523	10.1	72	0
Opponents	68	5	705	10.4	62t	1

KICKOFF RETURNS	NO	YDS	AVG	LG	TD
Lefear, Billy	26	574	22.1	41	0
Pruitt, Greg	22	606	27.5	88t	1
Brown, Eddie	6	138	23.0	36	0
Romaniszyn, Jim	5	48	9.6	17	0
Brown, Ken	1	9	9.0	9	0
Browns	60	1,375	22.9	88t	1
Opponents	55	1,345	24.5	94t	1

FIELD GOALS	1-19	20-29	30-39	40-49	50+	TOT
Cockroft, Don	1/1	7/7	3/3	3/4	0/1	14/16
Browns	1/1	7/7	3/3	3/4	0/1	14/16
Opponents	1/1	3/3	6/7	4/8	0/4	14/23

1975 (3-11)

COACH: Forrest Gregg	
DIVISION FINISH: 4th AFC Central	
1975 USUAL STARTING LINEUPS	
OFFENSE	
WR 33	Reggie Rucker
LT 73	Doug Dieken
LG 67	Chuck Hutchinson
C 54	Tom DeLeone
65	John DeMarie
RG 78	Bob McKay
	Robert E. Jackson
RT 79	Gerry Sullivan
63	Barry Darrow
TE 81	O. Roan, 89 M. Morin
WR 88	S. Holden, 80 W. Miller
QB 15	M. Phipps, 17 B. Sipe
RB 34	Greg Pruitt
RB 39	Billy Pritchett
37	Hugh McKinnis
DEFENSE	
LDE 77	Ron East
LDT 71	Walter Johnson
74	Carl Barisich
RDT 72	Jerry Sherk
RDE 70	Mack Mitchell
LLB 59	Charlie Hall
MLB 52	Dick Ambrose
60	Bob Babich
RLB 50	John Garlington
60	Bob Babich
LCB 22	Clarence Scott
RCB 20	Tony Peters
SS 24	P. Alhas, 21 V. Green
FS 42	N. Craig, 21 V. Green
RADIO ANNOUNCERS:	
Gib Shanley, Jim Mueller (WHK 1420 AM)	

DATE	RESULT	OPPONENT	ATT
9/21	L, 17-24	at Cincinnati Bengals	52,874
9/28	L, 10-42	Minnesota Vikings	68,064
10/5	L, 6-42	Pittsburgh Steelers	73,595
10/12	L, 10-40	Houston Oilers	46,531
10/19	L, 15-16	at Denver Broncos	52,590
10/26	L, 7-23	Washington Redskins	56,702
11/2	L, 7-21	at Baltimore Colts	35,235
11/9	L, 10-21	at Detroit Lions	75,283
11/16	L, 17-38	at Oakland Raiders	50,461
11/23	W, 35-23	Cincinnati Bengals	56,427
11/30	W, 17-16	New Orleans Saints	44,753
12/7	L, 17-31	at Pittsburgh Steelers	47,962
12/14	W, 40-14	Kansas City Chiefs	44,368
12/21	L, 10-21	at Houston Oilers	43,770

TEAM STATISTICS		BROWNS	OPPONENT
Total First Downs		247	274
Rushing		109	124
Passing		114	125
Penalty		24	25
3rd Down Made/Att		78/210	96/213
3rd Down Pct.		37.1%	45.1%
Total Net Yards		3,807	4,621
Avg. Per Game		271.9	330.1
Total Plays		915	939
Avg. Per Play		4.2	4.9
Net Yards Rushing		1,850	2,032
Avg. Per Game		132.1	145.1
Total Rushes		440	544
Net Yards Passing		1,957	2,589
Avg. Per Game		139.8	184.9
Sacked/Yards Lost		38/340	34/300
Gross Yards		2,297	2,889
Attempts/Completions		437/220	361/202
Completion Pct.		50.3%	56.0%
Had Intercepted		23	10
Punts/Avg.		82/40.5	73/38.5
Net Punting Avg.		82/34.7	73/34.5
Penalties/Yards Lost		85/851	88/729
Fumbles/Ball Lost		35/14	26/16
Touchdowns		24	48
Rushing		14	21
Passing		7	25
Returns		3	2

SCORE BY PERIODS	1ST	2ND	3RD	4TH	OT	TOT
Browns	32	42	59	85	0	— 218
Opponents	92	119	60	101	0	— 372

SCORING	RU	PA	ST	DF	PAT	2RU	2PA	FG	SAF	TP
Cockroft, Don	0	0	0	0	21/24	0	0	17/23	0	72
Pruitt, Greg	8	1	0	0	0/0	0	0	0/4		
McKinnis, H.	4	0	0	0	0/0	0	0	0/0	0	24
Roan, Oscar	0	3	0	0	0/0	0	0	0/0	0	18
Rucker, Reggie	0	3	0	0	0/0	0	0	0/0	0	18
Miller, Willie	0	0	1	0	0/0	0	0	0/0	0	6
Hall, Charlie	0	0	0	1	0/0	0	0	0/0	0	6
Hill, Jim	0	0	0	1	0/0	0	0	0/0	0	6
Brown, Ken	1	0	0	0	0/0	0	0	0/0	0	6
Miller, Cleo	1	0	0	0	0/0	0	0	0/0	0	6
East, Ron	0	0	0	0	0/0	0	0	0/0	1	2

Browns	14	7	1	2	21/24	0	0	17/23	1	218
Opponents	21	25	2	0	45/48	0	0	13/21	0	372

RUSHING	NO	YDS	AVG	LG	TD
Pruitt, Greg	217	1,067	4.9	50	8
Pritchett, Billy	75	199	2.7	19	0
McKinnis, Hugh	71	259	3.6	14	0
Phipps, Mike	18	70	3.9	12	0
Poole, Larry	17	114	6.7	26	0
Brown, Ken	16	45	2.8	8	1
Sipe, Brian	9	60	6.7	21	0
Hynoski, Henry	7	38	5.4	11	0
Miller, Cleo	6	3	0.5	6	1
Holden, Steve	2	-4	-2.0	0	0
Cureton, Will	1	1	1.0	1	0
Miller, Willie	1	-2	-2.0	-2	0
Browns	440	1,850	4.2	50	14
Opponents	544	2,032	3.7	41	21

RECEIVING	NO	YDS	AVG	LG	TD
Rucker, Reggie	60	770	12.8	40t	3
Pruitt, Greg	44	299	6.8	48	1
Roan, Oscar	41	463	11.3	31	3
Holden, Steve	21	320	15.2	28	0
McKinnis, Hugh	17	155	9.1	20	0
Pritchett, Billy	16	109	6.8	18	0
Miller, Willie	7	57	8.1	17	0
Hynoski, Henry	4	31	7.8	15	0
Brown, Ken	2	23	11.5	17	0
Miller, Cleo	2	20	10.0	10	0
Morin, Milt	1	19	19.0	19	0
Lefear, Billy	1	14	14.0	14	0
Parris, Gary	1	12	12.0	12	0
Poole, Larry	1	5	5.0	5	0
Craig, Neal	1	1	1.0	1	0
Green, Van	1	-1	-1.0	-1	0
Browns	220	2,297	10.4	48	7
Opponents	202	2,889	14.3	75t	25

INTERCEPTIONS	NO	YDS	AVG	LG	TD
Hall, Charlie	2	28	14.0	19	0
Scott, Clarence	2	4	2.0	4	0
Hill, Jim	1	56	56.0	56t	1
Graf, Dave	1	19	19.0	19	0
Pitts, John	1	0	0.0	0	0
Craig, Neal	1	0	0.0	0	0
Green, Van	1	0	0.0	0	0
Peters, Tony	1	0	0.0	0	0
Browns	10	107	10.7	56t	1
Opponents	23	340	14.8	67t	1

PUNTING	NO	YDS	AVG	INTB	TD	LG	BLK
Cockroft, Don	82	3,317	40.5	0	7	67	1
Browns	82	3,317	40.5	0	7	67	1
Opponents	73	2,810	38.5	0	8	57	1

PUNT RETURNS	NO	FC	YDS	AVG	LG	TD
Pruitt, Greg	13	1	130	10.0	30	0
Miller, Willie	10	0	47	4.7	23	0
Athas, Pete	5	2	36	7.2	16	0
Poole, Larry	6	0	35	5.8	11	0
Hynoski, Henry	2	0	16	8.0	9	0
Brown, Eddie	2	0	16	8.0	9	0
Lefear, Billy	1	0	14	14.0	14	0
Green, Van	1	0	0	0.0	0	0
Browns	40	3	294	7.3	30	0
Opponents	45	15	469	10.4	48	0

KICKOFF RETURNS	NO	YDS	AVG	LG	TD
Pruitt, Greg	14	302	21.6	40	0
Lefear, Billy	13	412	31.7	92	0
Hynoski, Henry	8	194	24.3	37	0
Brown, Ken	7	126	18.0	29	0
Brown, Eddie	6	126	21.0	27	0
Athas, Pete	6	95	15.8	23	0
Miller, Willie	4	94	23.5	38	0
Miller, Cleo	3	70	23.3	31	0
McKinnis, Hugh	3	39	13.0	16	0
Poole, Larry	2	65	32.5	40	0
Ambrose, Dick	1	3	3.0	3	0
Browns	67	1,526	22.8	92	0
Opponents	48	1,278	26.6	81t	1

FIELD GOALS	1-19	20-29	30-39	40-49	50+	TOT
Cockroft, Don	1/1	7/9	4/6	5/5	0/2	17/23
Browns	1/1	7/9	4/6	5/5	0/2	17/23
Opponents	0/0	6/8	3/5	3/6	1/2	13/2

PASSING	ATT	CMP	YDS	PCT	AV/AT	TD	TD%	INT	INT%	LG	TKLD	RATNG
Phipps, Mike	313	162	1,749	51.8	5.59	4	1.3	19	6.1	48	28/261	47.5
Sipe, Brian	88	45	427	51.1	4.85	1	1.1	3	3.4	22	8/58	54.5
Cureton, Will	32	10	95	31.3	2.97	1	3.1	1	3.1	16	2/21	38.0
Miller, Willie	1	1	26	100.0	26.00	1	100.0	0	0.0	26t	0/0	158.3
Cockroft, Don	2	2	2	100.0	1.00	0	0.0	0	0.0	1	0/0	79.2
Hynoski, Henry	1	0	0	0.0	0.00	0	0.0	0	0.0	0	0/0	39.6
Browns	437	220	2,299	50.3	5.26	7	1.6	23	5.3	48	38/340	49.4
Opponents	361	202	2,889	56.0	8.00	25	6.9	10	2.8	75t	34/300	93.6

1976 (9-5)

COACH: Forrest Gregg			
DIVISION FINISH: 3rd AFC Central			
1976 USUAL STARTING LINEUPS			
OFFENSE		DEFENSE	
WR 42 Paul Warfield	LDE 64 Joe Jones		
LT 73 Doug Dieken	LDT 71 Walter Johnson		
LG 69 Pete Adams	RDT 72 Jerry Sherk		
65 Henry Sheppard	RDE 70 Mack Mitchell		
C 54 Tom DeLeone	74 Mike St. Clair		
RG 68 Robert E. Jackson	LLB 59 Charlie Hall		
RT 63 Barry Darrow	MLB 60 Bob Babich		
TE 81 O. Roan, 84 G. Parris	52 Dick Ambrose		
WR 33 Reggie Rucker	RLB 86 Gerald Irons		
QB 17 B. Sipe, 15 M. Phipps	LCB 22 Clarence Scott		
RB 34 G. Pruitt, 35 L. Poole	RCB 28 R. Bolton, 20 T. Peters		
RB 30 C. Miller, 43 L. Pruitt	SS 49 N. Craig, 24 T. Brown		
RADIO ANNOUNCERS:		FS 27 Thom Darden	
Gib Shanley, Jim Mueller (WHK 1420 AM)			

DATE	RESULT	OPPONENT	ATT
9/12	W, 38-17	New York Jets	67,496
9/19	L, 14-31	at Pittsburgh Steelers	49,169
9/26	L, 13-44	at Denver Broncos	62,775
10/3	L, 24-45	Cincinnati Bengals	75,817
10/10	W, 18-16	Pittsburgh Steelers	76,411
10/17	W, 20-17	at Atlanta Falcons	33,364
10/24	W, 21-17	San Diego Chargers	60,018
10/31	L, 6-21	at Cincinnati Bengals	54,776
11/7	W, 21-7	at Houston Oilers	39,828
11/14	W, 24-3	Philadelphia Eagles	62,120
11/21	W, 24-7	at Tampa Bay Buccaneers	36,930
11/28	W, 17-13	Miami Dolphins	74,715
12/5	W, 13-10	Houston Oilers	56,025
12/12	L, 14-39	at Kansas City Chiefs	34,340

TEAM STATISTICS	BROWNS	OPPONENT
Total First Downs	259	244
Rushing	119	109
Passing	111	111
Penalty	29	24
3rd Down: Made/Att	89/202	76/188
3rd Down Pct.	44.1%	40.4%
Total Net Yards	4,542	3,793
Avg. Per Game	324.4	270.9
Total Plays	925	865
Avg. Per Play	4.9	4.4
Net Yards Rushing	2,295	1,761
Avg. Per Game	163.9	125.8
Total Rushes	533	445
Net Yards Passing	2,247	2,032
Avg. Per Game	160.5	145.1
Sacked/Yards Lost	19/152	30/321
Gross Yards	2,399	2,353
Attempts/Completions	373/209	392/225
Completion Pct.	56.0%	57.4%
Had Intercepted	15	21
Punts/Avg.	66/39.1	71/37.3
Net Punting Avg.	66/31.2	71/32.1
Penalties/Yards Lost	107/1,037	89/711
Fumbles/Ball Lost	46/22	24/11
Touchdowns	32	37
Rushing	9	15
Passing	21	18
Returns	2	4

SCORE BY PERIODS	1ST	2ND	3RD	4TH	OT	TOT
Browns	53	92	56	66	0	— 267
Opponents	62	83	66	76	0	— 287

SCORING	RU	PA	ST	DF	PAT	2RU	2PA	FG	SAF	TP
Cockroft, Don	0	0	0	0	27/30	0	0	15/28	0	72
Rucker, Reggie	0	8	0	0	0/0	0	0	0/0	0	48
Warfield, Paul	0	6	0	0	0/0	0	0	0/0	0	36
Pruitt, Greg	4	1	0	0	0/0	0	0	0/0	0	30
Roan, Oscar	4	4	0	0	0/0	0	0	0/0	0	24
Miller, Cleo	4	0	0	0	0/0	0	0	0/0	0	24
Holden, Steve	0	1	0	0	0/0	0	0	0/0	0	6
Jones, Joe	0	0	0	1	0/0	0	0	0/0	0	6
Poole, Larry	1	0	0	0	0/0	0	0	0/0	0	6

PASSING	ATT	CMP	YDS	PCT	AV/AT
Sipe, Brian	312	178	2,113	57.1	6.77
Phipps, Mike	37	20	146	54.1	3.95
Mays, Dave	20	9	101	45.0	5.05
Pruitt, Greg	3	2	39	66.7	13.00
Cockroft, Don	1	0	0	0.0	0.00
Browns	373	209	2,399	56.0	6.43
Opponents	392	225	2,353	57.4	6.00

Duncan, Brian	0	1	0	0	0/0	0	0	0/0	0	6
Bolton, Ron	0	0	0	1	0/0	0	0	0/0	0	6
Johnson, Walter	0	0	0	0	0/0	0	0	0/0	0	1
Sipe, Brian	0	0	0	0	1/1	0	0	0/0	0	1
Team, Stat	0	0	0	0	0/1	0	0	0/0	0	0
Browns	9	21	0	2	28/32	0	0	15/28	1	267
Opponents	15	18	4	0	32/37	0	0	11/19	0	287

RUSHING	NO	YDS	AVG	LG	TD
Pruitt, Greg	209	1,000	4.8	64	4
Miller, Cleo	153	613	4.0	21	4
Poole, Larry	78	356	4.6	26	1
Pruitt, Mike	52	138	2.7	18	0
Sipe, Brian	18	71	3.9	17	0
Duncan, Brian	11	44	4.0	11	0
Mays, Dave	5	14	2.8	6	0
Phipps, Mike	4	26	6.5	24	0
Rucker, Reggie	2	30	15.0	27	0
Warfield, Paul	1	3	3.0	3	0
Browns	533	2,295	4.3	64	9
Opponents	445	1,761	4.0	59	15

RECEIVING	NO	YDS	AVG	LG	TD
Rucker, Reggie	49	676	13.8	45	8
Pruitt, Greg	45	341	7.6	27	1
Warfield, Paul	38	613	16.1	37	6
Miller, Cleo	16	145	9.1	38	0
Roan, Oscar	15	174	11.6	23	4
Poole, Larry	14	70	5.0	21	0
Holden, Steve	8	128	16.0	26	1
Pruitt, Mike	8	26	3.3	15	0
Duncan, Brian	6	49	8.2	17	1
Logan, Dave	5	104	20.8	52	0
Parris, Gary	5	73	14.6	15	0
Browns	209	2,399	11.5	52	21
Opponents	225	2,353	10.5	69	18

INTERCEPTIONS	NO	YDS	AVG	LG	TD
Darden, Thom	7	73	10.4	21	0
Scott, Clarence	4	11	2.8	5	0
Bolton, Ron	3	76	25.3	39	1
Babich, Bob	2	29	14.5	21	0
Brown, Terry	1	24	24.0	24	0
Hall, Charlie	1	12	12.0	12	0
Craig, Neal	1	8	8.0	8	0
Irons, Gerald	1	1	1.0	1	0
Sherk, Jerry	1	0	0.0	0	0
Browns	21	234	11.1	39	1
Opponents	15	123	8.2	34	0

PUNTING	NO	YDS	AVG	IN20	TB	LG	BLK
Cockroft, Don	64	2,487	38.9	8	4	51	3
Mays, Dave	2	91	45.5	1	0	54	0
Browns	66	2,578	39.1	9	4	54	3
Opponents	71	2,650	37.3	14	0	59	0

PUNT RETURNS	NO	FC	YDS	AVG	LG	TD
Holden, Steve	31	2	205	6.6	38	0
Feacher, Ricky	14	1	142	10.1	49	0
Miller, Willie	5	0	22	4.4	8	0
Browns	50	3	369	7.4	49	0
Opponents	45	8	517	11.5	73	2

KICKOFF RETURNS	NO	YDS	AVG	LG	TD
Holden, Steve	19	461	24.3	44	0
Feacher, Ricky	14	311	22.2	33	0
Duncan, Brian	6	145	24.2	27	0
Pruitt, Mike	6	106	17.7	30	0
Poole, Larry	3	62	20.7	21	0
Pruitt, Greg	1	27	27.0	27	0
Miller, Cleo	1	23	23.0	23	0
Jackson, Robert E.	1	16	16.0	16	0
Ambrose, Dick	1	16	16.0	16	0
Graf, Dave	1	15	15.0	15	0
Miller, Willie	1	0	0.0	0	0
Browns	54	1,182	21.9	44	0
Opponents	57	1,347	23.6	97	1

FIELD GOALS	1-19	20-29	30-39	40-49	50+	TOT
Cockroft, Don	2/2	3/6	5/6	4/11	1/3	15/28
Browns	2/2	3/6	5/6	4/11	1/3	15/28
Opponents	0/0	2/4	4/6	5/9	0/0	11/19

D	TD%	INT	INT%	LG	TKLD	RATNG
7	5.4	14	4.5	52	16/142	77.3
3	8.1	0	0.0	23/	1/6	90.6
0	0.0	1	5.0	21	2/4	39.8
1	33.3	0	0.0	29	0/0	149.3
0	0.0	0	0.0	0	0/0	39.6
21	5.6	15	4.0	52	19/152	77.6
18	4.6	21	5.4	69/	32/321	67.9

1977 (6-8)

COACH: Forrest Gregg (first 13 games)/Dick Modzelewski (final game)			
DIVISION FINISH: 4th AFC Central			
1977 USUAL STARTING LINEUPS			
DEFENSE		DEFENSE	
WR 85	Dave Logan	LDE 64	Joe Jones
42	Paul Warfield	LDT 66	Earl Edwards
LT 73	Doug Dieken	RDT 78	M. Sims, 72 Jerry Sherk
LG 65	Henry Sheppard	RDE 74	Mike St. Clair
C 54	Tom DeLeone	70	Mack Mitchell
RG 68	Robert E. Jackson	LLB 59	Charlie Hall
RT 63	Barry Darrow	MLB 52	Dick Ambrose
TE 81	O. Roan, 84 G. Parris	RLB 86	Gerald Irons
WR 33	Reggie Rucker	LCB 22	Clarence Scott
QB 17	Brian Sipe	RCB 21	Oliver Davis
RB 34	Greg Pruitt	SS 20	Tony Peters
RB 30	Cleo Miller	FS 27	Thom Darden
RADIO ANNOUNCERS:			
Gib Shanley, Jim Mueller (WPK 1420 AM)			

DATE	RESULT	OPPONENT	ATT
9/18	W, 13-3	at Cincinnati Bengals	52,847
9/26	W, 30-27 (OT)	New England Patriots	76,418
10/2	L, 14-28	Pittsburgh Steelers	80,588
10/9	L, 10-26	Oakland Raiders	80,236
10/16	W, 24-23	at Houston Oilers	47,888
10/23	W, 27-16	at Buffalo Bills	60,905
10/30	W, 44-7	Kansas City Chiefs	60,381
11/6	L, 7-10	Cincinnati Bengals	81,932
11/13	L, 31-35	at Pittsburgh Steelers	47,055
11/20	W, 21-7	at New York Giants	72,576
11/27	L, 0-9	Los Angeles Rams	70,352
12/4	L, 14-37	at San Diego Chargers	37,312
12/11	L, 15-19	Houston Oilers	30,898
12/18	L, 19-20	at Seattle Seahawks	61,583

TEAM STATISTICS	BROWNS	OPPONENT
Total First Downs	271	261
Rushing	119	113
Passing	119	116
Penalty	33	32
3rd Down: Made/Att	76/188	74/186
3rd Down Pct.	40.4%	39.8%
Total Net Yards	4,375	4,115
Avg. Per Game	312.5	293.9
Total Plays	911	889
Avg. Per Play	4.8	4.6
Net Yards Rushing	2,200	2,098
Avg. Per Game	157.1	149.9
Total Rushes	510	524
Net Yards Passing	2,175	2,017
Avg. Per Game	155.4	144.1
Sacked/Yards Lost	24/199	27/281
Gross Yards	2,374	2,298
Attempts/Completions	377/208	340/184
Completion Pct.	55.2%	54.1%
Had Intercepted	31	23
Punts/Avg.	62/39.0	70/37.7
Net Punting Avg.	62/30.0	70/33.1
Penalties/Yards Lost	125/1,046	117/979
Fumbles/Ball Lost	34/22	32/16
Touchdowns	31	32
Rushing	9	14
Passing	19	15
Returns	3	3
Avg. Time Of Possession	30:13	29:47

SCORE BY PERIODS	1ST	2ND	3RD	4TH	OT	TOT
Browns	63	77	40	86	3	269
Opponents	68	100	38	61	0	267

SCORING	RU	PA	ST	DF	PAT	2RU	2PA	FG	SAF	TP
Cockroft, Don	0	0	0	0	30/31	0	0	17/23	0	81
Miller, Cleo	4	1	0	0	0/0	0	0	0/0	0	30
Parris, Gary	0	5	0	0	0/0	0	0	0/0	0	30
Poole, Larry	1	3	0	0	0/0	0	0	0/0	0	24
Pruitt, Greg	3	1	0	0	0/0	0	0	0/0	0	24
Rucker, Reggie	0	2	0	0	0/0	0	0	0/0	0	12
Warfield, Paul	0	2	0	0	0/0	0	0	0/0	0	12
Roan, Oscar	0	2	0	0	0/0	0	0	0/0	0	12
Pruitt, Mike	1	0	0	0	0/0	0	0	0/0	0	6
Luck, Terry	0	1	0	0	0/0	0	0	0/0	0	6

PASSING	ATT	CMP	YDS	PCT	AV/AT
Sipe, Brian	195	112	1,233	57.4	6.32
Mays, Dave	121	67	797	55.4	6.59
Luck, Terry	50	25	316	50.0	6.32
Pruitt, Greg	9	4	28	44.4	3.11
Logan, Dave	2	0	0	0.0	0.00
Browns	377	208	2,374	55.2	6.30
Opponents	340	184	2,298	54.1	6.76

Logan, Dave	0	1	0	0	0/0	0	0	0/0	0	6
Darden, Thom	0	0	0	1	0/0	0	0	0/0	0	6
Scott, C.	0	0	0	1	0/0	0	0	0/0	0	6
Irons, Gerald	0	0	0	1	0/0	0	0	0/0	0	6
Duncan, Brian	0	1	0	0	0/0	0	0	0/0	0	6
Sherk, Jerry	0	0	0	0	0/0	0	0	0/0	1	2
Browns	9	19	0	3	30/31	0	0	17/23	1	269
Opponents	14	15	3	0	27/32	0	0	16/22	0	267

RUSHING	NO	YDS	AVG	LG	TD
Pruitt, Greg	236	1,086	4.6	78t	3
Miller, Cleo	163	756	4.6	38	4
Pruitt, Mike	47	205	4.4	21	1
Poole, Larry	38	118	3.1	12t	1
Sipe, Brian	10	14	1.4	9	0
Duncan, Brian	5	16	3.2	10	0
Mays, Dave	4	2	0.5	2	0
Luck, Terry	3	-2	-0.7	1	0
Rucker, Reggie	2	6	3.0	3	0
Warfield, Paul	1	2	2.0	2	0
Coleman, Greg	1	-3	-3.0	-3	0
Browns	510	2,200	4.3	78t	9
Opponents	524	2,098	4.0	41	14

RECEIVING	NO	YDS	AVG	LG	TD
Miller, Cleo	41	291	7.1	28	1
Pruitt, Greg	37	471	12.7	60	1
Rucker, Reggie	36	565	15.7	40	2
Parris, Gary	21	213	10.1	26t	5
Logan, Dave	19	284	14.9	42	1
Warfield, Paul	18	251	13.9	52t	2
Poole, Larry	17	137	8.1	21	3
Roan, Oscar	13	136	10.5	27	2
Pruitt, Mike	3	12	4.0	6	0
Craig, Reggie	1	5	5.0	5	0
Duncan, Brian	1	5	5.0	5t	1
Luck, Terry	1	4	4.0	4t	1
Browns	208	2,374	11.4	60	19
Opponents	184	2,298	12.5	67t	14

INTERCEPTIONS	NO	YDS	AVG	LG	TD
Darden, Thom	6	107	17.8	49	1
Irons, Gerald	3	99	33.0	53t	1
Scott, Clarence	3	72	24.0	49t	1
Davis, Oliver	3	71	23.7	32	0
Bolton, Ron	3	50	16.7	43	0
Peters, Tony	2	29	14.5	25	0
Hall, Charlie	1	2	2.0	2	0
Jones, Joe	1	0	0.0	0	0
Woolsey, Rolly	1	0	0.0	0	0
Browns	23	430	18.7	53t	3
Opponents	31	343	11.1	53	0

PUNTING	NO	YDS	AVG	IN20	TB	LG	BLK
Coleman, Greg	61	2,389	39.2	21	2	58	0
Cockroft, Don	1	30	30.0	0	1	30	0
Browns	62	2,419	39.0	21	3	58	0
Opponents	70	2,641	37.7	16	5	67	0

PUNT RETURNS	NO	FC	YDS	AVG	LG	TD
Woolsey, Rolly	32	3	290	9.1	44	0
Payton, Edward	3	0	17	5.7	16	0
Feacher, Ricky	2	0	15	7.5	15	0
Craig, Reggie	1	0	0	0.0	0	0
Browns	38	3	322	8.5	44	0
Opponents	31	1	558	18.0	91t	3

KICKOFF RETURNS	NO	YDS	AVG	LG	TD
Duncan, Brian	15	298	19.9	36	0
Feacher, Ricky	11	219	19.9	26	0
Williams, Lawrence	8	199	24.9	32	0
Pruitt, Mike	6	131	21.8	31	0
Ellis, Ken	5	80	16.0	30	0
Payton, Edward	4	91	22.8	34	0
Jackson, Robert E.	1	21	21.0	21	0
Ambrose, Dick	1	20	20.0	20	0
Babich, Bob	1	14	14.0	14	0
Woolsey, Rolly	1	2	2.0	2	0
Browns	53	1,075	20.3	36	0
Opponents	50	986	19.7	45	0

FIELD GOALS	1-19	20-29	30-39	40-49	50+	TOT
Cockroft, Don	0/0	6/6	6/8	5/9	0/0	17/23
Browns	0/0	6/6	6/8	5/9	0/0	17/23
Opponents	1/1	6/6	7/9	2/5	0/1	16/22

1978 (8-8)

COACH: Sam Rutigliano			
DIVISION FINISH: 3rd AFC Central			
1978 USUAL STARTING LINEUPS			
OFFENSE		DEFENSE	
WR 85	Dave Logan	LDE 74	Mike St. Clair
LT 73	Doug Dieken	LDT 66	Earl Edwards
LG 65	Henry Sheppard	RDT 72	Jerry Sherk
C 54	Tom DeLeone	RDE 70	M. Mitchell, 64 J. Jones
RG 68	Robert E. Jackson	LOLB 59	Charlie Hall
RT 63	Barry Darrow	MLB 52	Dick Ambrose
TE 82	Ozzie Newsome	ROLB 86	Gerald Irons
WR 33	Reggie Rucker	57	Clay Matthews
QB 17	Brian Sipe	LCB 22	C. Scott, 28 R. Bolton
FB 43	Mike Pruitt	RCB 21	Oliver Davis
30	Clea Miller	SS 20	Tony Peters
RB 34	Greg Pruitt	FS 27	Thom Darden
RADIO ANNOUNCERS:			
Gib Shanley, Jim Mueller (WHK 1420 AM)			

DATE	RESULT	OPPONENT	ATT
9/3	W, 24-7	San Francisco 49ers	68,973
9/10	W, 13-10 (OT)	Cincinnati Bengals	72,691
9/17	W, 24-16	at Atlanta Falcons	56,648
9/24	L, 9-15 (OT)	at Pittsburgh Steelers	49,573
10/1	L, 13-16	Houston Oilers	72,776
10/8	W, 24-16	at New Orleans Saints	50,158
10/15	L, 14-34	Pittsburgh Steelers	81,302
10/22	L, 3-17	at Kansas City Chiefs	41,157
10/29	W, 41-20	Buffalo Bills	51,409
11/5	L, 10-14	at Houston Oilers	45,827
11/12	L, 7-19	Denver Broncos	70,856
11/19	W, 45-24	at Baltimore Colts	45,341
11/26	W, 30-19	Los Angeles Rams	55,158
12/3	L, 24-47	at Seattle Seahawks	62,262
12/10	W, 37-34 (OT)	New York Jets	36,881
12/17	L, 16-48	at Cincinnati Bengals	46,985

TEAM STATISTICS	BROWNS	OPPONENT
Total First Downs	293	329
Rushing	133	117
Passing	130	174
Penalty	30	38
3rd Down: Made/Att	85/217	96/230
3rd Down Pct.	39.2%	41.7%
Total Net Yards	5,347	5,352
Avg. Per Game	334.2	334.5
Total Plays	1,036	1,083
Avg. Per Play	5.2	4.9
Net Yards Rushing	2,488	2,149
Avg. Per Game	155.5	134.3
Total Rushes	559	563
Net Yards Passing	2,859	3,203
Avg. Per Game	178.7	200.2
Sacked/Yards Lost	35/278	31/232
Gross Yards	3,137	3,435
Attempts/Completions	442/236	489/265
Completion Pct.	53.4%	54.2%
Had Intercepted	21	27
Punts/Avg.	79/39.1	82/38.4
Net Punting Avg.	79/34.5	82/34.5
Penalties/Yards Lost	127/1,165	131/1,110
Fumbles/Ball Lost	50/29	35/18
Touchdowns	40	42
Rushing	17	19
Passing	22	20
Returns	1	3
Avg. Time Of Possession	30:06	29:54

SCORE BY PERIODS	1ST	2ND	3RD	4TH	OT	TOT
Browns	50	115	85	78	6	— 334
Opponents	46	99	60	145	6	— 356

SCORING	RU	PA	ST	DF	PAT	2RU	2PA	FG	SAF	TP
Cockroft, Don	0	0	0	0	37/40	0	0	19/28	0	94
Rucker, Reggie	0	8	0	0	0/0	0	0	0/0	0	48
Hill, Calvin	1	6	0	0	0/0	0	0	0/0	0	42
Pruitt, Mike	5	0	0	0	0/0	0	0	0/0	0	30

PASSING	ATT	CMP	YDS	PCT	AV/AT	TD	TD%	INT	INT%	LG	TKLD	RATNG
Sipe, Brian	399	222	2,906	55.6	7.28	21	5.3	15	3.8	69t	29/229	80.7
Miller, Mark	39	13	212	33.3	5.44	1	2.6	4	10.3	44	5/47	21.5
Evans, Johnny	1	1	19	100.0	19.00	0	0.0	0	0.0	0	0/0	118.8
Pruitt, Greg	3	0	0	0.0	0.00	0	0.0	2	66.7	0	0/0	0.0
Hill, Calvin	0	0	0	0.0	0.00	0	0.0	0	0.0	0	1/2	39.6
Browns	442	236	3,137	53.4	7.10	22	5.0	21	4.8	69t	35/278	72.9
Opponents	489	265	3,435	54.2	7.02	20	4.1	27	5.5	72t	31/232	67.1

* Led NFL

Pruitt, Greg	3	2	0	0	0/0	0	0	0/0	0	30
Logan, Dave	0	4	0	0	0/0	0	0	0/0	0	24
Newsome, Ozzie	2	2	0	0	0/0	0	0	0/0	0	24
Sipe, Brian	3	0	0	0	0/0	0	0	0/0	0	18
Miller, Cleo	1	0	0	0	0/0	0	0	0/0	0	6
Collins, Larry	1	0	0	0	0/0	0	0	0/0	0	6
Davis, Oliver	0	0	0	1	0/0	0	0	0/0	0	6
Miller, Mark	1	0	0	0	0/0	0	0	0/0	0	6
Browns	17	22	0	1	37/40	0	0	19/28	0	334
Opponents	19	20	3	0	36/41	0	0	22/29	1	356

RUSHING	NO	YDS	AVG	LG	TD
Pruitt, Greg	176	960	5.5	70t	3
Pruitt, Mike	135	560	4.1	71t	5
Miller, Cleo	89	336	3.8	18	1
Hill, Calvin	80	289	3.6	21	1
Sipe, Brian	28	87	3.1	35	3
Collins, Larry	22	64	2.9	19	1
Newsome, Ozzie	13	96	7.4	33t	2
Miller, Mark	7	63	9.0	17	1
Sullivan, Tom	5	7	1.4	5	0
Rucker, Reggie	2	14	7.0	9	0
Evans, Johnny	2	12	6.0	12	0
Browns	559	2,488	4.5	71t	17
Opponents	563	2,149	3.8	39	19

RECEIVING	NO	YDS	AVG	LG	TD
Rucker, Reggie	43	893	20.8	69t	8
Newsome, Ozzie	38	589	15.5	47	2
Pruitt, Greg	38	292	7.7	26t	2
Logan, Dave	37	585	15.8	44	4
Hill, Calvin	25	334	13.4	53t	6
Miller, Cleo	20	152	7.6	23	0
Pruitt, Mike	20	112	5.6	15	0
Wright, Keith	8	76	9.5	20	0
Feacher, Ricky	4	76	19.0	42	0
Sullivan, Tom	1	20	20.0	20	0
Parris, Gary	1	4	4.0	4	0
Collins, Larry	1	4	4.0	4	0
Browns	236	3,137	13.3	69t	22
Opponents	265	3,435	13.0	72t	20

INTERCEPTIONS	NO	YDS	AVG	LG	TD
Darden, Thom	10*	200	20.0	46	0
Davis, Oliver	6	65	10.8	33	1
Scott, Clarence	3	15	5.0	7	0
Ambrose, Dick	2	46	23.0	39	0
Irons, Gerald	2	9	4.5	9	0
Peters, Tony	2	7	3.5	7	0
Hall, Charlie	1	6	6.0	6	0
Matthews, Clay	1	5	5.0	5	0
Browns	27	353	13.1	46	1
Opponents	21	343	16.3	65	2

PUNTING	NO	YDS	AVG	IN20	TB	LG	BLK
Evans, Johnny	79	3,089	39.1	16	8	65	0
Browns	79	3,089	39.1	16	8	65	0
Opponents	82	3,146	38.4	14	9	56	0

PUNT RETURNS	NO	FC	YDS	AVG	LG	TD
Wright, Keith	37	16	288	7.8	42	0
Newsome, Ozzie	2	1	29	14.5	24	0
Browns	39	17	317	8.1	42	0
Opponents	41	5	366	8.9	39	0

KICKOFF RETURNS	NO	YDS	AVG	LG	TD
Collins, Larry	32	709	22.2	41	0
Wright, Keith	30	789	26.3	86	0
Sullivan, Tom	4	90	22.5	27	0
Rich, Randy	2	43	21.5	24	0
Pruitt, Greg	1	31	31.0	31	0
Jackson, Robert E.	1	19	19.0	19	0
Miller, Cleo	1	15	15.0	15	0
Rucker, Reggie	1	1	1.0	1	0
Browns	72	1,697	23.6	86	0
Opponents	72	1,469	20.4	95t	1

FIELD GOALS	1-19	20-29	30-39	40-49	50+	TOT
Cockroft, Don	1/2	6/7	2/5	10/12	0/2	19/28
Browns	1/2	6/7	2/5	10/12	0/2	19/28
Opponents	2/2	9/9	5/10	6/8	0/0	22/29

1979 (9-7)

COACH: Sam Rutigliano			
DIVISION FINISH: 3rd AFC Central			
1979 USUAL STARTING LINEUPS			
OFFENSE		DEFENSE	
WR 85	Dave Logan	LDE 77	Lyle Alzado
LT 73	Doug Dieken	LDT 78	Mickey Sims
LG 63	Cody Risien	RDT 72	Jerry Sherk
C 54	Tom DeLeone	RDE 81	Jack Gregory
RG 68	Robert E. Jackson	LOLB 59	Charlie Hall
RT 65	Henry Sheppard	MLB 52	Dick Ambrose
TE 82	Ozzie Newsome	ROLB 57	Clay Matthews
WR 33	Reggie Rucker	LCB 28	Ron Bolton
QB 17	Brian Sipe	RCB 21	Oliver Davis
FB 43	Mike Pruitt	SS 22	Clarence Scott
RB 35	C. Hill, 34 G. Pruitt	FS 27	Thom Darden
RADIO ANNOUNCERS:			
Gib Shanley, Jim Mueller (WHK 1420 AM)			

DATE	RESULT	OPPONENT	ATT
9/2	W, 25-22 (OT)	at New York Jets	48,472
9/9	W, 27-24	at Kansas City Chiefs	42,181
9/16	W, 13-10	Baltimore Colts	73,889
9/24	W, 26-7	Dallas Cowboys	80,123
9/30	L, 10-31	at Houston Oilers	48,915
10/7	L, 35-51	Pittsburgh Steelers	81,260
10/14	L, 9-13	Washington Redskins	63,323
10/21	W, 28-27	Cincinnati Bengals	75,119
10/28	W, 38-20	at St. Louis Cardinals	47,845
11/4	W, 24-19	at Philadelphia Eagles	69,019
11/11	L, 24-29	Seattle Seahawks	72,440
11/18	W, 30-24 (OT)	Miami Dolphins	80,374
11/25	L, 30-33 (OT)	at Pittsburgh Steelers	48,773
12/2	W, 14-7	Houston Oilers	69,112
12/9	L, 14-19	at Oakland Raiders	52,641
12/16	L, 12-16	at Cincinnati Bengals	42,183

TEAM STATISTICS	BROWNS	OPPONENT
Total First Downs	350	307
Rushing	125	136
Passing	189	158
Penalty	36	13
3rd Down: Made/Att	99/222	105/240
3rd Down Pct.	44.6%	43.8%
Total Net Yards	5,772	5,650
Avg. Per Game	360.8	353.1
Total Plays	1,092	1,076
Avg. Per Play	5.3	5.3
Net Yards Rushing	2,281	2,604
Avg. Per Game	142.6	162.8
Total Rushes	504	577
Net Yards Passing	3,491	3,046
Avg. Per Game	218.2	190.4
Sacked/Yards Lost	43/347	31/243
Gross Yards	3,838	3,289
Attempts/Completions	545/289	468/271
Completion Pct.	53.0%	57.9%
Had Intercepted	27	16
Punts/Avg.	69/41.2	80/41.4
Net Punting Avg.	69/35.8	80/37.1
Penalties/Yards Lost	82/709	118/1,018
Fumbles/Ball Lost	28/17	39/16
Touchdowns	45	42
Rushing	16	25
Passing	28	14
Returns	1	3
Avg. Time Of Possession	29:29	30:31

SCORE BY PERIODS	1ST	2ND	3RD	4TH	OT	TOT
Browns	91	66	78	115	9	— 359
Opponents	94	81	60	114	3	— 352

SCORING	RU	PA	ST	DF	PAT	2RU	2PA	FG	SAF	TP
Cockroft, Don	0	0	0	0	38/43	0	0	17/29	0	89
Pruitt, Mike	9	2	0	0	0/0	0	0	0/0	0	66
Newsome, O.	0	9	0	0	0/0	0	0	0/0	0	54
Logan, Dave	0	7	0	0	0/0	0	0	0/0	0	42
Rucker, Reggie	0	6	0	0	0/0	0	0	0/0	0	36
Hill, Calvin	1	2	0	0	0/0	0	0	0/0	0	18
Moriarity, Pat	2	0	0	0	0/0	0	0	0/0	0	12

PASSING	ATT	CMP	YDS	PCT	AV/AT	TD	TD%	INT	INT%	LG	TKLD	RATING
Sipe, Brian	535	286	3,793	53.5	7.09	28*	5.2	26	4.9	74	43/347	73.4
Miller, Mark	8	2	31	25.0	3.88	0	0.0	1	12.5	17	0/0	3.6
Evans, Johnny	2	1	14	50.0	7.00	0	0.0	0	0.0	14	0/0	72.9
Browns	545	289	3,838	53.0	7.04	28	5.1	27	5.0	74	43/347	72.1
Opponents	468	271	3,289	57.9	7.03	14	3.0	16	3.4	62	31/243	75.3

* Tied NFL Lead

Sipe, Brian	2	0	0	0	0/0	0	0	0/0	0	12
Feacher, Ricky	0	1	0	0	0/0	0	0	0/0	0	6
Pruitt, Greg	0	1	0	0	0/0	0	0	0/0	0	6
Miller, Cleo	1	0	0	0	0/0	0	0	0/0	0	6
Darden, Thom	0	0	0	1	0/0	0	0	0/0	0	6
Hall, Dino	1	0	0	0	0/0	0	0	0/0	0	6
Team, Stat	0	0	0	0	0/1	0	0	0/0	0	0
Browns	16	28	0	1	38/44	0	0	17/29	0	359
Opponents	25	14	3	0	34/42	0	0	22/35	0	352

RUSHING	NO	YDS	AVG	LG	TD
Pruitt, Mike	264	1,294	4.9	77†	9
Pruitt, Greg	62	233	3.8	27	0
Hill, Calvin	53	193	3.6	33	1
Sipe, Brian	45	188	4.2	34	2
Miller, Cleo	39	213	5.5	39†	1
Hall, Dino	22	152	6.9	52†	1
Moriarity, Pat	14	11	0.8	8	2
Adams, Willis	2	4	2.0	3	0
Newsome, Ozzie	1	6	6.0	6	0
Feacher, Ricky	1	-1	-1.0	-1	0
Miller, Mark	1	-2	-2.0	-2	0
Browns	504	2,291	4.5	77†	16
Opponents	577	2,604	4.5	71†	25

RECEIVING	NO	YDS	AVG	LG	TD
Logan, Dave	59	982	16.6	46	7
Newsome, Ozzie	55	781	14.2	74	9
Rucker, Reggie	43	749	17.4	54	6
Pruitt, Mike	41	372	9.1	50†	2
Hill, Calvin	38	381	10.0	31	2
Miller, Cleo	26	251	9.7	33	0
Pruitt, Greg	14	155	11.1	27	1
Feacher, Ricky	7	103	14.7	25	1
Hall, Dino	2	14	7.0	8	0
Moriarity, Pat	1	17	17.0	17	0
Weathers, Curtis	1	14	14.0	14	0
Wright, Keith	1	13	13.0	13	0
Adams, Willis	1	6	6.0	6	0
Browns	289	3,838	13.3	74	28
Opponents	271	3,289	12.1	62	14

INTERCEPTIONS	NO	YDS	AVG	LG	TD
Darden, Thom	5	125	25.0	39†	1
Scott, Clarence	3	56	18.7	29	0
Bolton, Ron	3	20	6.7	13	0
Hall, Charlie	2	14	7.0	11	0
Davis, Oliver	1	33	33.0	33	0
Matthews, Clay	1	30	30.0	30	0
Ambrose, Dick	1	0	0.0	0	0
Browns	16	278	17.4	39†	1
Opponents	27	315	11.7	50	1

PUNTING	NO	YDS	AVG	IN20	TB	LG	BLK
Evans, Johnny	69	2,844	41.2	7	9	59	2
Browns	69	2,844	41.2	7	9	59	2
Opponents	80	3,313	41.4	9	9	61	0

PUNT RETURNS	NO	FC	YDS	AVG	LG	TD
Hall, Dino	29	5	295	10.2	47	0
Wright, Keith	12	6	50	4.2	13	0
Newsome, Ozzie	0	1	0	0.0	0	0
Burrell, Clinton	0	2	0	0.0	0	0
Browns	41	14	345	8.4	47	0
Opponents	45	2	375	8.3	38	0

KICKOFF RETURNS	NO	YDS	AVG	LG	TD
Hall, Dino	50	1,014	20.3	33	0
Wright, Keith	15	402	26.8	45	0
Feacher, Ricky	2	51	25.5	27	0
Rich, Randy	2	10	5.0	6	0
Pruitt, Greg	1	22	22.0	22	0
Jackson, Robert E.	1	18	18.0	18	0
Miller, Cleo	1	14	14.0	14	0
Weathers, Curtis	1	0	0.0	0	0
Miller, Matt	1	0	0.0	0	0
Moriarity, Pat	1	0	0.0	0	0
Browns	75	1,531	20.4	45	0
Opponents	70	1,324	18.9	51	0

FIELD GOALS	1-19	20-29	30-39	40-49	50+	TOT
Cockroft, Don	0/0	5/6	8/12	3/8	1/3	17/29
Browns	0/0	5/6	8/12	3/8	1/3	17/29
Opponents	1/2	6/9	9/13	6/11	0/0	22/35

1980 (11-5)

COACH: Sam Rutigliano				
DIVISION FINISH: 1st AFC Central				
1980 USUAL STARTING LINEUPS				
OFFENSE		DEFENSE		
WR 85	Dave Logan	LDE 90	Marshall Harris	
LT 73	Doug Dieken	NT 91	Henry Bradley	
LG 65	Henry Sheppard	RDE 77	Lyle Alzado	
C 54	Tom DeLeone	LOLB 59	Charlie Hall	
RG 64	Joe DeLamilleure	LILB 56	Robert L. Jackson	
RT 63	Cody Risien	RILB 52	Dick Ambrose	
TE 82	Ozzie Newsome	ROLB 57	Clay Matthews	
WR 33	Reggie Rucker	LCB 28	Ron Bolton	
QB 17	Brian Sipe	RCB 49	Clinton Burrell	
FB 43	Mike Pruitt	FS 27	Thom Darden	
RB 34	Greg Pruitt	SS 22	Clarence Scott	
RADIO ANNOUNCERS: Gib Shanley, Jim Mueller (WHK 1420 AM)				

DATE	RESULT	OPPONENT	ATT
9/7	L, 17-34	at New England Patriots	49,222
9/15	L, 7-16	Houston Oilers	80,243
9/21	W, 20-13	Kansas City Chiefs	63,614
9/28	W, 34-27	at Tampa Bay Buccaneers	65,540
10/5	L, 16-19	Denver Broncos	81,065
10/12	W, 27-3	at Seattle Seahawks	61,366
10/19	W, 26-21	Green Bay Packers	75,548
10/26	W, 27-26	Pittsburgh Steelers	79,095
11/3	W, 27-21	Chicago Bears	83,224
11/9	W, 28-27	at Baltimore Colts	45,369
11/16	L, 13-16	at Pittsburgh Steelers	54,563
11/23	W, 31-7	Cincinnati Bengals	79,253
11/30	W, 17-14	at Houston Oilers	51,514
12/7	W, 17-14	New York Jets	78,454
12/14	L, 23-28	at Minnesota Vikings	42,202
12/21	W, 27-24	at Cincinnati Bengals	50,058
PLAYOFF			
1/4	L 12-14	Oakland Raiders	77,655

TEAM STATISTICS	BROWNS	OPPONENT
Total First Downs	336	340
Rushing	102	105
Passing	207	197
Penalty	27	38
3rd Down: Made/Att	98/207	105/220
3rd Down Pct.	47.3%	47.7%
Total Net Yards	5,588	5,626
Avg. Per Game	349.3	351.6
Total Plays	1,016	1,051
Avg. Per Play	5.5	5.4
Net Yards Rushing	1,673	1,761
Avg. Per Game	104.6	110.1
Total Rushes	436	485
Net Yards Passing	3,915	3,865
Avg. Per Game	244.7	241.6
Sacked/Yards Lost	23/217	31/224
Gross Yards	4,132	4,089
Attempts/Completions	557/338	536/336
Completion Pct.	60.7%	62.7%
Had Intercepted	14	22
Punts/Avg.	66/38.3	63/37.4
Net Punting Avg.	66/34.6	63/34.7
Penalties/Yards Lost	117/1,042	96/766
Fumbles/Ball Lost	24/14	23/10
Touchdowns	45	37
Rushing	15	12
Passing	30	23
Returns	0	2
Avg. Time Of Possession	28:44	31:16

SCORE BY PERIODS	1ST	2ND	3RD	4TH	OT	TOT
Browns	41	134	84	98	0	— 357
Opponents	32	69	109	100	0	— 310

SCORING	RU	PA	ST	DF	PAT	2RU	2PA	FG	SAF	TP
Cockroft, Don	0	0	0	0	39/44	0	0	16/26	0	87
Pruitt, Mike	6	0	0	0	0/0	0	0	0/0	0	36
Hill, Calvin	0	6	0	0	0/0	0	0	0/0	0	36
White, Charles	5	1	0	0	0/0	0	0	0/0	0	36

PASSING	ATT	CMP	YDS	PCT	AV/AT	TD	TD%	INT	INT%	LG	TKLD	RATING
Sipe, Brian	554	337	4,132*	60.8	7.46	30	5.4	14	2.5	65	23/217	91.4
Cockroft, Don	1	0	0	0.0	0.00	0	0.0	0	0.0	0	0/0	39.6
Browns	555	337	4,132	60.7	7.45	30	5.4	14	2.5	65	23/217	91.2
Opponents	480	306	3,746	63.8	7.80	20	4.2	20	4.2	72	31/218	84.3

* Led NFL

Pruitt, Greg	0	5	0	0	0/0	0	0	0/0	0	30
Logan, Dave	0	4	0	0	0/0	0	0	0/0	0	24
Feacher, Ricky	0	4	0	0	0/0	0	0	0/0	0	24
Rucker, Reggie	0	4	0	0	0/0	0	0	0/0	0	24
Wright, Keith	0	3	0	0	0/0	0	0	0/0	0	18
Newsome, Ozzie	0	3	0	0	0/0	0	0	0/0	0	18
Miller, Cleo	3	0	0	0	0/0	0	0	0/0	0	18
Sipe, Brian	1	0	0	0	0/0	0	0	0/0	0	6
Team, Stat	0	0	0	0	0/1	0	0	0/0	0	0
Browns	15	30	0	0	39/45	0	0	0	16/26	0 357
Opponents	12	23	2	0	32/37	0	0	0	18/29	1 310

RUSHING	NO	YDS	AVG	LG	TD
Pruitt, Mike	249	1,034	4.2	56t	6
White, Charles	86	279	3.2	16	5
Pruitt, Greg	40	117	2.9	19	0
Miller, Cleo	28	139	5.0	50	3
Sipe, Brian	20	55	2.8	24	1
McDonald, Paul	3	-2	-0.7	0	0
Evans, Johnny	3	-6	-2.0	0	0
Hall, Dino	2	26	13.0	19	0
Newsome, Ozzie	2	13	6.5	9	0
Adams, Willis	2	7	3.5	15	0
Hill, Calvin	1	11	11.0	11	0
Browns	436	1,673	3.8	56t	15
Opponents	485	1,761	3.6	32	12

RECEIVING	NO	YDS	AVG	LG	TD
Pruitt, Mike	63	471	7.5	28	0
Rucker, Reggie	52	768	14.8	45	4
Logan, Dave	51	822	16.1	65	4
Newsome, Ozzie	51	594	11.6	44	3
Pruitt, Greg	50	444	8.9	43	5
Hill, Calvin	27	383	14.2	50	6
White, Charles	17	153	9.0	33t	1
Feacher, Ricky	10	244	24.4	55t	4
Adams, Willis	8	165	20.6	39	0
Wright, Keith	3	62	20.7	39t	3
Oden, McDonald	3	18	6.0	8	0
Miller, Cleo	2	8	4.0	7	0
Browns	337	4,132	12.3	65	30
Opponents	336	4,089	12.2	72	23

INTERCEPTIONS	NO	YDS	AVG	LG	TD
Bolton, Ron	6	62	10.3	29	0
Burrell, Clinton	5	51	10.2	29	0
Darden, Thom	2	42	21.0	23	0
Jackson, Robert L.	2	15	7.5	9	0
Scott, Clarence	2	14	7.0	9	0
Hall, Charlie	2	3	1.5	3	0
Davis, Oliver	1	70	70.0	47	0
Matthews, Clay	1	6	6.0	6	0
Johnson, Lawrence	1	3	3.0	3	0
Browns	22	266	12.1	47	0
Opponents	14	270	19.3	93t	0

PUNTING	NO	YDS	AVG	IN20	TB	LG	BLK
Evans, Johnny	66	2,530	38.3	12	7	56	0
Browns	66	2,530	38.3	12	7	56	0
Opponents	63	2,356	37.4	16	4	62	0

PUNT RETURNS	NO	FC	YDS	AVG	LG	TD
Wright, Keith	29	4	129	4.4	15	0
Hall, Dino	6	3	41	6.8	14	0
Browns	35	7	170	4.9	15	0
Opponents	38	6	245	6.4	15	0

KICKOFF RETURNS	NO	YDS	AVG	LG	TD
Hall, Dino	32	691	21.6	40	0
Wright, Keith	25	576	23.0	50	0
Miller, Cleo	2	22	11.0	13	0
White, Charles	1	20	20.0	20	0
Jackson, Robert E.	1	0	0.0	0	0
Flint, Judson	1	0	0.0	0	0
Darden, Thom	1	-1	-1.0	-1	0
Browns	63	1,308	20.8	50	0
Opponents	71	1,018	14.3	31	0

FIELD GOALS	1-19	20-29	30-39	40-49	50+	TOT
Cockroft, Don	0/0	6/7	5/7	5/9	0/3	16/26
Browns	0/0	6/7	5/7	5/9	0/3	16/26
Opponents	3/3	7/7	5/11	3/6	0/2	18/29

1981 (5-11)

COACH: Sam Rutigliano	
DIVISION FINISH: 4th AFC Central	
1981 USUAL STARTING LINEUPS	
OFFENSE	DEFENSE
WR 85 Dave Logan	LDE 90 M. Harris, 97 T. Brown
LT 73 Doug Dieken	NT 91 Henry Bradley
LG 68 Robert E. Jackson	RDE 77 Lyle Alzado
65 Henry Sheppard	LOLB 50 Don Goode
C 54 Tom DeLeone	LILB 56 Robert L. Jackson
79 Gerry Sullivan	LILB 52 Dick Ambrose
RG 64 Joe DeLamielleure	ROLB 57 Clay Matthews
RT 63 Cody Risien	LCB 28 Ron Bolton
TE 82 Ozzie Newsome	RCB 48 L. Johnson, 29 H. Dixon
WR 33 Reggie Rucker	SS 22 Clarence Scott
83 Ricky Feacher	FS 49 C. Burrell, 27 T. Darden
QB 17 Brian Sipe	
FB 43 Mike Pruitt	
RB 34 G. Pruitt, 25 C. White	
RADIO ANNOUNCERS:	
Gib Shanley, Jim Mueller (WHK 1420 AM)	

DATE	RESULT	OPPONENT	ATT
9/7	L, 14-44	San Diego Chargers	78,904
9/13	L, 3-9	Houston Oilers	79,483
9/20	W, 20-17	at Cincinnati Bengals	52,170
9/27	W, 28-17	Atlanta Falcons	78,283
10/4	L, 16-27	at Los Angeles Rams	63,924
10/11	L, 7-13	at Pittsburgh Steelers	53,255
10/18	W, 20-17	New Orleans Saints	76,059
10/25	W, 42-28	Baltimore Colts	78,986
11/1	L, 13-22	at Buffalo Bills	78,266
11/8	L, 20-23 (OT)	at Denver Broncos	74,859
11/15	W, 15-12	at San Francisco 49ers	52,445
11/22	L, 10-32	Pittsburgh Steelers	77,958
11/29	L, 21-41	Cincinnati Bengals	75,186
12/3	L, 13-17	at Houston Oilers	44,502
12/12	L, 13-14	New York Jets	56,866
12/20	L, 21-42	at Seattle Seahawks	51,435

TEAM STATISTICS	BROWNS	OPPONENT
Total First Downs	364	299
Rushing	131	119
Passing	196	157
Penalty	37	23
3rd Down: Made/Att	92/225	78/212
3rd Down Pct.	40.9%	36.8%
Total Net Yards	5,915	5,394
Avg. Per Game	369.7	337.1
Total Plays	1,138	1,016
Avg. Per Play	5.2	5.3
Net Yards Rushing	1,929	2,078
Avg. Per Game	120.6	129.9
Total Rushes	474	516
Net Yards Passing	3,986	3,289
Avg. Per Game	249.1	205.6
Sacked/Yards Lost	40/353	31/223
Gross Yards	4,339	3,512
Attempts/Completions	624/348	469/275
Completion Pct.	55.8%	58.6%
Had Intercepted	27	15
Punts/Avg.	68/42.4	78/40.7
Net Punting Avg.	68/38.7	78/35.9
Penalties/Yards Lost	109/971	100/870
Fumbles/Ball Lost	38/26	31/20
Touchdowns	32	45
Rushing	11	14
Passing	21	28
Returns	0	3
Avg. Time Of Possession	30:59	29:01

SCORE BY PERIODS	1ST	2ND	3RD	4TH	OT	TOT
Browns	31	109	55	81	0	— 276
Opponents	89	103	82	98	3	— 375

SCORING	RU	PA	ST	DF	PAT	2RU	2PA	FG	SAF	TP
Bahr, Matt	0	0	0	0	22/22	0	0	13/20	0	61
Pruitt, Mike	7	1	0	0	0/0	0	0	0/0	0	48
Newsome, O.	0	6	0	0	0/0	0	0	0/0	0	36
Logan, Dave	0	4	0	0	0/0	0	0	0/0	0	24

PASSING	ATT	CMP	YDS	PCT	AV/AT	TD	TD%	INT	INT%	LG	TKLD	RATNG
Sipe, Brian	567	313	3,876	55.2	6.84	17	3.0	25	4.4	62	34/310	68.2
McDonald, Paul	57	35	463	61.4	8.12	4	7.0	2	3.5	46	6/43	95.9
Browns	624	348	4,339	55.8	6.95	21	3.4	27	4.3	62	40/353	70.7
Opponents	469	275	3,512	58.6	7.49	28	6.0	15	3.2	60	29/223	88.7

Pruitt, Greg	0	4	0	0	0/0	0	0	0/0	0	24
Jacobs, Dave	0	0	0	0	9/10	0	0	4/12	0	21
Feacher, Ricky	0	3	0	0	0/0	0	0	0/0	0	18
Hill, Calvin	0	2	0	0	0/0	0	0	0/0	0	12
Miller, Cleo	2	0	0	0	0/0	0	0	0/0	0	12
Rucker, Reggie	0	1	0	0	0/0	0	0	0/0	0	6
White, Charles	1	0	0	0	0/0	0	0	0/0	0	6
Sipe, Brian	1	0	0	0	0/0	0	0	0/0	0	6
Team, Stat	0	0	0	0	0/0	0	0	0/0	1	2
Cox, Steve	0	0	0	0	0/0	0	0	0/1	0	0
Browns	11	21	0	0	31/32	0	0	17/33	1	276
Opponents	14	28	3	0	40/45	0	0	21/34	1	375

RUSHING	NO	YDS	AVG	LG	TD
Pruitt, Mike	247	1,103	4.5	21	7
White, Charles	97	342	3.5	26	1
Miller, Cleo	52	165	3.2	13	2
Sipe, Brian	38	153	4.0	22	1
Pruitt, Greg	31	124	4.0	15	0
Hill, Calvin	4	23	5.8	9	0
Newsome, Ozzie	2	20	10.0	14	0
McDonald, Paul	2	0	0.0	2	0
Feacher, Ricky	1	-1	-1.0	-1	0
Browns	474	1,929	4.1	26	11
Opponents	516	2,078	4.0	79	14

RECEIVING	NO	YDS	AVG	LG	TD
Newsome, Ozzie	69	1,002	14.5	62	6
Pruitt, Greg	65	636	9.8	33	4
Pruitt, Mike	63	442	7.0	21	1
Logan, Dave	31	497	16.0	40t	4
Feacher, Ricky	29	654	22.6	48	3
Rucker, Reggie	27	532	19.7	49	1
White, Charles	27	219	8.1	21	0
Hill, Calvin	17	150	8.8	23	2
Miller, Cleo	16	139	8.7	17	0
Fulton, Dan	2	38	19.0	27	0
Adams, Willis	1	24	24.0	24	0
Oden, McDonald	1	6	6.0	6	0
Browns	348	4,339	12.5	62	21
Opponents	275	3,512	12.8	60t	28

INTERCEPTIONS	NO	YDS	AVG	LG	TD
Scott, Clarence	4	46	11.5	26	0
Darden, Thom	3	68	22.7	45	0
Flint, Judson	2	33	16.5	33	0
Matthews, Clay	2	14	7.0	8	0
Bolton, Ron	1	3	3.0	3	0
Goode, Don	1	1	1.0	1	0
Logan, Dave	1	0	0.0	0	0
Ambrose, Dick	1	0	0.0	0	0
Browns	15	165	11.0	45	0
Opponents	27	347	12.9	82t	0

PUNTING	NO	YDS	AVG	IN20	TB	LG	BLK
Cox, Steve	68	2,884	42.4	11	12	66	2
Browns	68	2,884	42.4	11	12	66	2
Opponents	78	3,173	40.7	20	6	59	0

PUNT RETURNS	NO	FC	YDS	AVG	LG	TD
Hall, Dino	33	6	248	7.5	40	0
Montgomery, C.	17	0	121	7.1	17	0
Browns	50	6	369	7.4	40	0
Opponents	30	4	253	8.4	34	0

KICKOFF RETURNS	NO	YDS	AVG	LG	TD
Hall, Dino	36	813	22.6	48	0
Montgomery, C.	14	334	23.9	38	0
White, Charles	12	243	20.3	32	0
Pruitt, Greg	3	82	27.3	30	0
Miller, Cleo	3	35	11.7	22	0
Brown, Thomas	2	17	8.5	10	0
Johnson, Eddie	1	7	7.0	7	0
Miller, Matt	1	6	6.0	6	0
Browns	72	1,537	21.3	48	0
Opponents	45	1,156	25.7	88	0

FIELD GOALS	1-19	20-29	30-39	40-49	50+	TOT
Bahr, Matt	3/3	5/5	5/9	0/2	0/1	13/20
Jacobs, Dave	0/0	2/3	2/6	0/1	0/2	4/12
Cox, Steve	0/0	0/0	0/0	0/0	0/1	0/1
Browns	3/3	7/8	7/15	0/3	0/4	17/33
Opponents	1/1	8/12	6/9	5/11	1/1	21/34

1982 (4-5)

COACH: Sam Rutigliano			
CONFERENCE FINISH: 8th American Conference			
1982 USUAL STARTING LINEUPS			
OFFENSE		DEFENSE	
WR 85	Dave Logan	LDE 90	Marshall Harris
LT 73	Doug Dieken	NT 91	H. Bradley, 79 B. Golic
LG 68	Robert E. Jackson	RDE 92	Mike Robinson
C 54	Tom DeLeone	99	Keith Baldwin
RG 64	Joe DeLamielleure	LOLB 56	Chip Banks
RT 63	Cody Risien	LILB 50	Tom Cousineau
TE 82	Ozzie Newsome	RILB 52	Dick Ambrose
WR 83	Ricky Feacher	ROLB 57	Clay Matthews
QB 17	Brian Sipe	55	Curtis Weathers
16	Paul McDonald	LCB 28	Ron Bolton
FB 43	Mike Pruitt	48	Lawrence Johnson
RB 25	Charles White	RCB 29	Hanford Dixon
		SS 49	Clinton Burrell
		FS 22	Clarence Scott
RADIO ANNOUNCERS:			
Gib Shanley, Jim Mueller (WHK 1420 AM)			

DATE	RESULT	OPPONENT	ATT
9/12	W, 21-7	at Seattle Seahawks	55,907
9/19	L, 21-24	Philadelphia Eagles	78,830
11/21	W, 10-7	New England Patriots	51,281
11/25	L, 14-31	at Dallas Cowboys	46,267
12/5	L, 13-30	San Diego Chargers	54,064
12/12	L, 10-23	at Cincinnati Bengals	54,305
12/19	W, 10-9	Pittsburgh Steelers	67,139
12/26	W, 20-14	at Houston Oilers	36,559
1/2	L, 21-37	at Pittsburgh Steelers	52,312
		PLAYOFF	
1/8	L, 10-27	at Los Angeles Raiders	56,555

TEAM STATISTICS	BROWNS	OPPONENT
Total First Downs	176	189
Rushing	64	82
Passing	96	94
Penalty	16	13
3rd Down: Made/Att	43/127	52/106
3rd Down Pct.	33.9%	49.1%
4th Down: Made/Att	5/6	3/8
4th Down Pct.	83.3%	37.5%
Total Net Yards	2,708	3,141
Avg. Per Game	300.9	349.0
Total Plays	616	594
Avg. Per Play	4.4	5.3
Net Yards Rushing	873	1,292
Avg. Per Game	97.0	143.6
Total Rushes	256	306
Net Yards Passing	1,845	1,822
Avg. Per Game	205.0	202.4
Sacked/Yards Lost	26/212	22/145
Gross Yards	2,057	1,967
Attempts/Completions	334/174	266/144
Completion Pct.	52.1%	54.1%
Had Intercepted	16	17
Punts/Avg.	48/39.3	40/38.8
Net Punting Avg.	48/34.8	40/35.5
Penalties/Yards Lost	59/461	57/436
Fumbles/Ball Lost	15/8	20/11
Touchdowns	17	23
Rushing	7	13
Passing	9	9
Returns	1	1
Avg. Time Of Possession	30:00	30:00

SCORE BY PERIODS	1ST	2ND	3RD	4TH	OT	TOT
Browns	20	34	24	62	0	— 140
Opponents	28	60	38	56	0	— 182

SCORING	RU	PA	ST	DF	PAT	2RU	2PA	FG	SAF	TP
Bahr, Matt	0	0	0	0	17/17	0	0	7/15	0	38
Feacher, Ricky	0	3	0	0	0/0	0	0	0/0	0	18

Newsome, Ozzie	0	3	0	0	0/0	0	0	0/0	0	18
Pruitt, Mike	3	0	0	0	0/0	0	0	0/0	0	18
White, Charles	3	0	0	0	0/0	0	0	0/0	0	18
Logan, Dave	0	2	0	0	0/0	0	0	0/0	0	12
Burrell, Clinton	0	0	0	1	0/0	0	0	0/0	0	6
Davis, Johnny	1	0	0	0	0/0	0	0	0/0	0	6
Hall, Dino	0	1	0	0	0/0	0	0	0/0	0	6
Cox, Steve	0	0	0	0	0/0	0	0	0/1	0	0
Browns	7	9	0	1	17/17	0	0	7/16	0	140
Opponents	13	9	1	0	21/23	0	0	7/11	1	182
SACKS: C. Banks 5.5, B. Golic 4, M. Robinson 3, C. Burrell 2, E. Franks 2, M. Harris 1.5, K. Baldwin 1, T. Cousineau 1, H. Dixon 1, C. Weathers 1 Browns: 22.0, Opponents: 26.0										

RUSHING	NO	YDS	AVG	LG	TD
Pruitt, Mike	143	516	3.6	17	3
White, Charles	69	259	3.8	18t	3
Miller, Cleo	16	61	3.8	17	0
Sipe, Brian	13	44	3.4	12	0
McDonald, Paul	7	-3	-0.4	10	0
Davis, Johnny	4	3	0.8	2	1
Hall, Dino	2	14	7.0	13	0
Cox, Steve	2	-11	-5.5	0	0
Browns	256	883	3.4	18t	7
Opponents	306	1,292	4.2	34	13

RECEIVING	NO	YDS	AVG	LG	TD
Newsome, Ozzie	49	633	12.9	54	3
White, Charles	34	283	8.3	36	0
Feacher, Ricky	28	408	14.6	46	3
Logan, Dave	23	346	15.0	56t	2
Pruitt, Mike	22	140	6.4	13	0
Walker, Dwight	8	136	17.0	46	0
Hall, Dino	5	78	15.6	31	1
Miller, Cleo	3	20	6.7	11	0
Fulton, Dan	1	9	9.0	9	0
Oden, McDonald	1	4	4.0	4	0
Browns	174	2,057	11.8	56t	9
Opponents	144	1,967	13.7	60	9

INTERCEPTIONS	NO	YDS	AVG	LG	TD
Dixon, Hanford	4	22	5.5	22	0
Johnson, Lawrence	4	17	4.3	17	0
Scott, Clarence	3	29	9.7	24	0
Banks, Chip	1	14	14.0	14	0
Burrell, Clinton	1	14	14.0	14t	1
Cousineau, Tom	1	6	6.0	6	0
Ambrose, Dick	1	0	0.0	0	0
Bolton, Ron	1	0	0.0	0	0
Flint, Judson	1	0	0.0	0	0
Browns	17	102	6.0	24	1
Opponents	16	164	10.3	37	0

PUNTING	NO	YDS	AVG	IN20	TB	LG	BLK
Cox, Steve	48	1,887	39.3	11	6	52	1
Browns	48	1,887	39.3	11	6	52	1
Opponents	40	1,552	38.8	9	2	54	0

PUNT RETURNS	NO	FC	YDS	AVG	LG	TD
Walker, Dwight	19	6	101	5.3	14	0
Hall, Dino	4	0	33	8.3	10	0
Browns	23	6	134	5.8	14	0
Opponents	30	2	216	7.2	24	0

KICKOFF RETURNS	NO	YDS	AVG	LG	TD
Hall, Dino	22	430	19.5	32	0
Walker, Dwight	13	295	22.7	36	0
Nicolas, Scott	2	16	8.0	10	0
Green, David	1	13	13.0	13	0
Browns	38	754	19.8	36	0
Opponents	23	424	18.4	30	0

FIELD GOALS	1-19	20-29	30-39	40-49	50+	TOT
Bahr, Matt	1/1	3/4	1/3	2/7	0/0	7/15
Cox, Steve	0/0	0/0	0/0	0/0	0/1	0/1
Browns	1/1	3/4	1/3	2/7	0/1	7/16
Opponents	0/0	2/2	2/4	3/4	0/1	7/11

PASSING	ATT	CMP	YDS	PCT	AV/AT	TD	TD%	INT	INT%	LG	TKLD	RATNG
Sipe, Brian	185	101	1,064	54.6	5.75	4	2.2	8	4.3	40t	13/117	60.7
McDonald, Paul	149	73	993	49.0	6.66	5	3.4	8	5.4	54t	13/95	59.5
Browns	334	174	2,057	52.1	6.16	9	2.7	16	4.8	56t	26/212	60.2
Opponents	266	144	1,967	54.1	7.39	9	3.4	17	6.4	60	22/145	62.7

1983 (9-7)

COACH: Sam Rutigliano			
DIVISION FINISH: 2nd AFC Central			
1983 USUAL STARTING LINEUPS			
OFFENSE		DEFENSE	
WR 89	Bobby Jones	LDE 96	Reggie Camp
83	Ricky Feacher	NT 79	Bob Golic
LT 73	Doug Dieken	RDE 99	Keith Baldwin
LG 68	Robert E. Jackson	94	Elvis Franks
C 61	Mike Baab	LOLB 56	Chip Banks
RG 64	Joe DeLamielleure	LILB 52	Dick Ambrose
RT 63	Cody Risien	58	Scott Nicolas
TE 82	Ozzie Newsome	RILB 50	Tom Cousineau
WR 85	Dave Logan	ROLB 57	Clay Johnson
80	Willis Adams	LCB 48	Lawrence Johnson
QB 17	Brian Sipe	RCB 29	Hanford Dixon
FB 43	M. Pruitt, 38 J. Davis	SS 49	C. Burrell, 22 C. Scott
RB 30	Boyce Green	FS 21	Mike Whitwell
RADIO ANNOUNCERS:			
Gib Shanley, Jim Mueller (WHK 1420 AM)			

DATE	RESULT	OPPONENT	ATT								
9/4	L, 21-27	Minnesota Vikings	70,087								
9/11	W, 31-26	at Detroit Lions	60,095								
9/15	W, 17-7	Cincinnati Bengals	79,700								
9/25	W, 30-24 (OT)	at San Diego Chargers	49,482								
10/2	L, 9-24	Seattle Seahawks	75,446								
10/9	W, 10-7	New York Jets	78,235								
10/16	L, 17-44	at Pittsburgh Steelers	59,263								
10/23	L, 21-28	at Cincinnati Bengals	50,047								
10/30	W, 25-19 (OT)	Houston Oilers	66,955								
11/6	L, 21-35	at Green Bay Packers	54,089								
11/13	W, 20-0	Tampa Bay Buccaneers	56,091								
11/20	W, 30-0	at New England Patriots	40,987								
11/27	W, 41-23	Baltimore Colts	65,812								
12/4	L, 6-27	at Denver Broncos	70,912								
12/11	L, 27-34	at Houston Oilers	29,746								
12/18	W, 30-17	Pittsburgh Steelers	72,313								
TEAM STATISTICS		BROWNS	OPPONENT								
Total First Downs		327	309								
Rushing		113	138								
Passing		186	155								
Penalty		28	16								
3rd Down: Made/Att		99/222	82/204								
3rd Down Pct.		44.6%	40.2%								
4th Down: Made/Att		8/16	4/14								
4th Down Pct.		50.0%	28.6%								
Total Net Yards		5,583	5,139								
Avg. Per Game		348.9	321.2								
Total Plays		1,065	1,030								
Avg. Per Play		5.2	5.0								
Net Yards Rushing		1,922	2,065								
Avg. Per Game		120.1	129.1								
Total Rushes		465	528								
Net Yards Passing		3,661	3,074								
Avg. Per Game		228.8	192.1								
Sacked/Yards Lost		33/271	33/239								
Gross Yards		3,932	3,313								
Attempts/Completions		567/324	469/280								
Completion Pct.		57.1%	59.7%								
Had Intercepted		28	22								
Punts/Avg.		70/40.8	73/40.5								
Net Punting Avg.		70/36.4	73/36.2								
Penalties/Yards Lost		115/988	105/940								
Fumbles/Ball Lost		21/10	30/10								
Touchdowns		42	42								
Rushing		13	15								
Passing		27	22								
Returns		2	5								
Avg. Time Of Possession		30:50	29:10								
SCORE BY PERIODS		1ST	2ND	3RD	4TH	OT	TOT				
Browns		76	120	82	66	12	— 356				
Opponents		70	125	63	84	0	— 342				
SCORING		RU	PA	ST	DF	PAT	2RU	2PA	FG	SAF	TP
Bahr, Mike		0	0	0	0	38/40	0	0	21/24	0	101
Pruitt, Matt		10	2	0	0	0/0	0	0	0/0	0	72
Newsome, O.		0	6	0	0	0/0	0	0	0/0	0	36
Jones, Bobby		0	4	0	0	0/0	0	0	0/0	0	24
Green, Boyce		3	1	0	0	0/0	0	0	0/0	0	24
Feacher, Ricky		0	3	0	0	0/0	0	0	0/0	0	18
Holt, Harry		0	3	0	0	0/0	0	0	0/0	0	18
PASSING		ATT	CMP	YDS	PCT	AV/AT					
Sipe, Brian		496	291	3,566	58.7	7.19					
McDonald, Paul		68	32	351	47.1	5.16					
Walker, Dwight		3	1	25	33.3	8.33					
Browns		567	324	3,942	57.1	6.95					
Opponents		469	280	3,313	59.7	7.06					

Adams, Willis	0	2	0	0	0/0	0	0	0/0	0	12			
Belk, Rocky	0	2	0	0	0/0	0	0	0/0	0	12			
Logan, Dave	0	2	0	0	0/0	0	0	0/0	0	12			
Walker, Dwight	0	1	0	0	0/0	0	0	0/0	0	6			
Banks, Chip	0	0	0	1	0/0	0	0	0/0	0	6			
Golic, Bob	0	0	0	1	0/0	0	0	0/0	0	6			
Dieken, Doug	0	1	0	0	0/0	0	0	0/0	0	6			
Cox, Steve	0	0	0	0	0/0	0	0	1/1	0	3			
Browns	13	27	0	2	38/40	0	0	22/25	0	356			
Opponents	15	22	5	0	40/42	0	0	16/22	1	342			
SACKS: C. Matthews 6.0, E. Franks 5.0, R. Camp 4.5, T. Cousineau 4.0, C. Banks 4.0, B. Golic 3.5, D. Puzziel 2.0, M. Whitwell 1.0, K. Baldwin 1.0, H. Dixon 1.0 Browns: 32.0, Opponents 33.0													
RUSHING		NO	YDS	AVG	LG	TD							
Pruitt, Mike	293	1,184	4.0	27	10								
Green, Boyce	104	497	4.8	29	3								
Sipe, Brian	26	56	2.2	9	0								
Walker, Dwight	19	100	5.3	15	0								
Davis, Johnny	13	42	3.2	16	0								
McDonald, Paul	3	17	5.7	10	0								
Holt, Harry	3	8	2.7	4	0								
Jones, Bobby	1	19	19.0	19	0								
Adams, Willis	1	2	2.0	2	0								
Hall, Dino	1	2	2.0	2	0								
Belk, Rocky	1	-5	-5.0	-5	0								
Browns	465	1,922	4.1	29	13								
Opponents	528	2,065	3.9	40	15								
RECEIVING		NO	YDS	AVG	LG	TD							
Newsome, Ozzie	89	970	10.9	66†	6								
Logan, Dave	37	627	16.9	34	2								
Jones, Bobby	36	507	14.1	32†	4								
Pruitt, Mike	30	157	5.2	21	2								
Holt, Harry	29	420	14.5	48†	3								
Walker, Dwight	29	273	9.4	35	1								
Green, Boyce	25	167	6.7	33	1								
Adams, Willis	20	374	18.7	59	2								
Feacher, Ricky	13	217	16.7	42†	3								
Belk, Rocky	5	141	28.2	64†	2								
Davis, Johnny	5	20	4.0	10	0								
Hall, Dino	4	33	8.3	18	0								
Dieken, Doug	1	14	14.0	14†	1								
Stracka, Tim	1	12	12.0	12	0								
Browns	324	3,932	12.1	66†	27								
Opponents	280	3,312	11.8	80†	22								
INTERCEPTIONS		NO	YDS	AVG	LG	TD							
Cousineau, Tom	4	47	11.8	15	0								
Banks, Chip	3	95	31.7	65†	1								
Whitwell, Mike	3	67	22.3	28	0								
Dixon, Hanford	3	41	13.7	35	0								
Burrell, Clinton	2	0	0.0	0	0								
Johnson, Lawrence	2	0	0.0	0	0								
Scott, Clarence	2	0	0.0	0	0								
Perry, Rod	1	21	21.0	21	0								
Gross, Al	1	18	18.0	18	0								
Golic, Bob	1	7	7.0	7†	1								
Browns	22	296	13.5	65†	2								
Opponents	28	508	18.1	73†	0								
PUNTING		NO	YDS	AVG	IN20	TB	LG	BLK					
Gossett, Jeff	70	2,854	40.8	17	8	60	0	0					
Browns	70	2,854	40.8	17	8	60	0	0					
Opponents	73	2,954	40.5	18	5	61	0	0					
PUNT RETURNS		NO	FC	YDS	AVG	LG	TD						
Hall, Dino	39	12	284	7.3	19	0							
Walker, Dwight	3	0	26	8.7	13	0							
Browns	42	12	310	7.4	19	0							
Opponents	30	10	309	10.3	66	0							
KICKOFF RETURNS		NO	YDS	AVG	LG	TD							
Walker, Dwight	29	627	21.6	38	0								
Green, Boyce	17	350	20.6	30	0								
Hall, Dino	11	237	21.5	28	0								
Ferguson, Vagas	2	36	18.0	27	0								
Nicolas, Scott	2	29	14.5	15	0								
Davis, Johnny	1	8	8.0	8	0								
Contz, Bill	1	3	3.0	3	0								
Browns	63	1,290	20.5	38	0								
Opponents	61	1,155	18.9	93†	0								
FIELD GOALS		1-19	20-29	30-39	40-49	50+	TOT						
Bahr, Matt	1/1	9/9	5/6	6/7	0/1	21/24							
Cox, Steve	0/0	0/0	0/0	0/0	1/1	1/1							
Browns	1/1	9/9	5/6	6/7	1/2	22/25							
Opponents	2/2	5/6	4/6	2/5	1/1	14/20							
PASSING		ATT	CMP	YDS	PCT	AV/AT	TD	TD%	INT	INT%	LG	TKLD	RATING
Sipe, Brian		496	291	3,566	58.7	7.19	26	5.2	23	4.6	66†	27/233	79.1
McDonald, Paul		68	32	351	47.1	5.16	1	1.5	4	5.9	27	6/38	43.2
Walker, Dwight		3	1	25	33.3	8.33	0	0.0	1	33.3	25	0/0	25.0
Browns		567	324	3,942	57.1	6.95	27	4.8	28	4.9	66†	33/271	74.0
Opponents		469	280	3,313	59.7	7.06	21	4.5	22	4.7	80†	32/239	76.6

1984 (5-11)

COACH: Sam Rutigliano (first 8 games)/Marty Schottenheimer (last 8 games)									
DIVISION FINISH: 3rd AFC Central									
1984 USUAL STARTING LINEUPS									
OFFENSE					DEFENSE				
WR	83	Ricky Feacher			LDE	96	Reggie Camp		
	86	Brian Brennan			NT	79	Bob Golic		
LT	73	Doug Dieken			RDE	99	Keith Baldwin		
LG	68	Robert E. Jackson			LOLB	56	Chip Banks		
C	61	Mike Baab			LILB	51	Eddie Johnson		
RG	64	Joe DeLamielleure			RILB	50	Tom Cousineau		
RT	75	Bill Contz			ROLB	57	Clay Matthews		
TE	82	Ozzie Newsome			LCB	48	Lawrence Johnson		
WR	84	Duriel Harris				31	Frank Minnifield		
	86	Brian Brennan			RCB	29	Hanford Dixon		
QB	16	Paul McDonald			SS	27	Al Gross		
FB	38	Johnny Davis			FS	20	Don Rogers		
RB	43	M. Pruitt, 30 B. Green							
RADIO ANNOUNCERS:									
Gib Shanley, Jim Mueller (WHK 1420 AM)									

DATE	RESULT	OPPONENT	ATT
9/3	L, 0-33	at Seattle Seahawks	59,540
9/9	L, 17-20	at Los Angeles Rams	43,043
9/16	L, 14-24	Denver Broncos	61,980
9/23	W, 20-10	Pittsburgh Steelers	77,312
9/30	L, 6-10	at Kansas City Chiefs	40,785
10/7	L, 16-17	New England Patriots	53,036
10/14	L, 20-24	New York Jets	55,673
10/21	L, 9-12	at Cincinnati Bengals	50,667
10/28	L, 14-16	New Orleans Saints	52,489
11/4	W, 13-10	at Buffalo Bills	33,343
11/11	L, 7-41	San Francisco 49ers	60,092
11/18	W, 23-7	at Atlanta Falcons	28,280
11/25	W, 27-10	Houston Oilers	46,077
12/2	L, 17-20 (OT)	Cincinnati Bengals	51,774
12/9	L, 20-23	at Pittsburgh Steelers	55,825
12/16	W, 27-20	at Houston Oilers	33,676

TEAM STATISTICS		BROWNS		OPPONENT						
Total First Downs		295		270						
Rushing		89		103						
Passing		180		145						
Penalty		26		22						
3rd Down: Made/Att		89/228		86/217						
3rd Down Pct.		39.0%		39.6%						
4th Down: Made/Att		6/13		4/13						
4th Down Pct.		46.2%		30.8%						
Total Net Yards		4,828		4,641						
Avg. Per Game		301.8		290.1						
Total Plays		1,039		995						
Avg. Per Play		4.6		4.7						
Net Yards Rushing		1,696		1,945						
Avg. Per Game		106.0		121.6						
Total Rushes		489		494						
Net Yards Passing		3,132		2,696						
Avg. Per Game		195.8		168.5						
Sacked/Yards Lost		55/358		43/353						
Gross Yards		3,490		3,049						
Attempts/Completions		495/273		458/261						
Completion Pct.		55.2%		57.0%						
Had Intercepted		23		20						
Punts/Avg.		76/42.3		77/40.6						
Net Punting Avg.		76/35.8		77/36.4						
Penalties/Yards Lost		111/928		108/765						
Fumbles/Ball Lost		31/16		34/15						
Touchdowns		25		30						
Rushing		10		10						
Passing		14		15						
Returns		1		5						
Avg. Time Of Possession		30:52		29:08						
SCORE BY PERIODS		1ST	2ND	3RD	4TH	OT	TOT			
Browns		54	81	44	71	0	250			
Opponents		61	97	53	83	3	297			
SCORING	RU	PA	OFF	DF	PAT	2RU	2PA	FG	SAF	TP
Bahr, Matt	0	0	0	0	25/25	0	0	24/32	0	97
Pruitt, Mike	6	0	0	0	0/0	0	0	0/0	0	36
Newsome, O.	0	5	0	0	0/0	0	0	0/0	0	30
Brennan, Brian	0	3	0	0	0/0	0	0	0/0	0	18
Byner, Earnest	2	0	1	0	0/0	0	0	0/0	0	18
Davis, Bruce	0	2	0	0	0/0	0	0	0/0	0	12
Harris, Duriel	0	2	0	0	0/0	0	0	0/0	0	12

PASSING	ATT	CMP	YDS	PCT	AV/AT
McDonald, Paul	493	271	3,472	55.0	7.04
Cox, Steve	1	1	16	100.0	16.00
Flick, Tom	1	1	2	100.0	2.00
Browns	495	273	3,490	55.2	7.05
Opponents	458	261	3,049	57.0	6.66

Feacher, Ricky	0	1	0	0	0/0	0	0	0/0	0	6
Davis, Johnny	1	0	0	0	0/0	0	0	0/0	0	6
Green, Boyce	0	1	0	0	0/0	0	0	0/0	0	6
McDonald, Paul	1	0	0	0	0/0	0	0	0/0	0	6
Cox, Steve	0	0	0	0	0/0	0	0	0/0	0	3
Browns	10	14	1	0	25/25	0	0	13/3	0	250
Opponents	10	15	5	0	30/30	0	0	29/33	0	297

SACKS: R. Camp 14.0, C. Matthews 12.0, K. Baldwin 4.5, C. Hairston 4.0, C. Banks 2.5, D. Puzzuoli 2.0, B. Golic 2.0, E. Franks 1.5, E. Johnson 0.5 Browns: 43.0, Opponents: 55.0

RUSHING	NO	YDS	AVG	LG	TD
Green, Boyce	202	673	3.3	29	0
Pruitt, Mike	163	506	3.1	14	6
Byner, Earnest	72	426	5.9	54	2
White, Charles	24	62	2.6	8	0
McDonald, Paul	22	4	0.2	10	1
Davis, Johnny	3	15	5.0	8	1
Holt, Harry	1	12	12.0	12	0
Davis, Bruce	1	6	6.0	6	0
Walker, Dwight	1	-8	-8.0	-8	0
Browns	489	1,696	3.5	54	10
Opponents	494	1,945	3.9	64	10

RECEIVING	NO	YDS	AVG	LG	TD
Newsome, Ozzie	89	1,001	11.2	52	5
Brennan, Brian	35	455	13.0	52	3
Harris, Duriel	32	512	16.0	43	2
Feacher, Ricky	22	382	17.4	64	1
Adams, Willis	21	261	12.4	24	0
Holt, Harry	20	261	13.1	36	0
Green, Boyce	12	124	10.3	44	1
Byner, Earnest	11	118	10.7	26	0
Walker, Dwight	10	122	12.2	25	0
Davis, Bruce	7	119	17.0	43	2
Pruitt, Mike	5	29	5.8	9	0
White, Charles	5	29	5.8	17	0
Young, Glen	1	47	47.0	47	0
Bolden, Rickey	1	19	19.0	19	0
Stracka, Tim	1	15	15.0	15	0
McDonald, Paul	1	-4	-4.0	-4	0
Browns	273	3,490	12.8	64	14
Opponents	261	3,049	11.7	61	15

INTERCEPTIONS	NO	YDS	AVG	LG	TD
Gross, Al	5	103	20.6	47	0
Dixon, Hanford	5	31	6.2	18	0
Cousineau, Tom	2	9	4.5	9	0
Johnson, Eddie	2	3	1.5	3	0
Rogers, Don	1	39	39.0	39	0
Minnifield, Frank	1	26	26.0	26	0
Perry, Rod	1	17	17.0	17	0
Banks, Chip	1	8	8.0	8	0
Johnson, Lawrence	1	0	0.0	0	0
Rockins, Chris	1	0	0.0	0	0
Browns	20	236	11.8	47	0
Opponents	23	518	22.5	85	0

PUNTING	NO	YDS	AVG	IN20	TB	LG	BLK
Cox, Steve	74	3,213	43.4	16	8	69	2
Team, Stat	2	0	0.0	0	0	0	0
Browns	76	3,213	42.3	16	8	69	2
Opponents	77	3,123	40.6	21	7	61	0

PUNT RETURNS	NO	FC	YDS	AVG	LG	TD
Brennan, Brian	25	10	199	8.0	19	0
Harris, Duriel	9	0	73	8.1	13	0
Walker, Dwight	6	3	50	8.3	13	0
Browns	40	13	322	8.1	19	0
Opponents	43	7	489	11.4	42	0

KICKOFF RETURNS	NO	YDS	AVG	LG	TD
Byner, Earnest	22	415	18.9	28	0
Davis, Bruce	18	369	20.5	40	0
Brown, Preston	8	136	17.0	27	0
Young, Glen	5	134	26.8	36	0
White, Charles	5	80	16.0	23	0
Nicolas, Scott	1	12	12.0	12	0
Contz, Bill	1	10	10.0	10	0
Holt, Harry	1	1	1.0	1	0
Browns	61	1,157	19.0	40	0
Opponents	52	1,159	22.3	46	0

FIELD GOALS	1-19	20-29	30-39	40-49	50+	TOT
Bahr, Matt	3/3	12/12	2/7	6/9	1/1	24/32
Cox, Steve	0/0	0/0	0/0	0/0	1/3	1/3
Browns	3/3	12/12	2/7	6/9	2/4	25/35
Opponents	0/0	13/13	7/9	7/9	2/2	29/33

	TD	TD%	INT	INT%	LG	TKLD	RATING
14	2.8	23	4.7	64	53/345	67.3	
0	0.0	0	0.0	16	0/0	118.8	
0	0.0	0	0.0	2	2/13	79.2	
14	2.8	23	4.6	64	55/358	67.5	
15	3.3	20	4.4	61	43/353	70.0	

1985 (8-8)

COACH: Marty Schottenheimer					
DIVISION FINISH: 1st AFC Central					
1985 USUAL STARTING LINEUPS					
OFFENSE			DEFENSE		
WR	85	Clarence Weathers	LDE	96	Reggie Camp
LT	74	P. Farren, 77 R. Bolden	NT	79	Bob Golic
LG	62	George Lilja	RDE	78	Carl Hairston
C	61	Mike Baab	LOLB	56	Chip Banks
RG	69	D. Fike, 77 R. Bolden	LILB	51	Eddie Johnson
RT	63	Cody Risien	RILB	50	Tom Cousineau
TE	82	Ozzie Newsome		58	Scott Nicolas
WR	86	Brian Brennan	ROLB	57	Clay Matthews
	83	Fred Banks	LCB	31	Frank Minnifield
QB	19	Bernie Kosar	RQB	29	Hanford Dixon
	18	Gary Danielson	SS	27	Al Gross
FB	34	Kevin Mack	FS	20	Don Rogers
RB	44	Earnest Byner			
RADIO ANNOUNCERS:					
New Chandler, Doug Dieken, Jim Mueller (WHK 1420 AM)					

DATE	RESULT	OPPONENT	ATT
9/8	L, 24-27 (OT)	St. Louis Cardinals	62,107
9/16	W, 17-7	Pittsburgh Steelers	79,042
9/22	L, 7-20	at Dallas Cowboys	61,456
9/29	W, 21-7	at San Diego Chargers	52,107
10/6	W, 24-20	New England Patriots	62,139
10/13	W, 21-6	at Houston Oilers	38,386
10/20	L, 20-21	Los Angeles Raiders	77,928
10/27	L, 7-14	Washington Redskins	78,540
11/3	L, 9-10	at Pittsburgh Steelers	51,976
11/10	L, 10-27	at Cincinnati Bengals	57,293
11/17	W, 17-7	Buffalo Bills	50,764
11/24	W, 24-6	Cincinnati Bengals	74,439
12/1	W, 35-33	at New York Giants	66,482
12/8	L, 13-31	at Seattle Seahawks	58,477
12/15	W, 28-21	Houston Oilers	50,793
12/22	L, 10-37	at New York Jets	59,073

PLAYOFF			
1/4	L, 21-24	at Miami Dolphins	75,128

TEAM STATISTICS	BROWNS	OPPONENT
Total First Downs	271	297
Rushing	119	106
Passing	128	172
Penalty	24	19
3rd Down: Made/Att	79/216	83/228
3rd Down Pct.	36.6%	36.4%
4th Down: Made/Att	13/21	7/15
4th Down Pct.	61.9%	46.7%
Total Net Yards	4,921	4,958
Avg. Per Game	307.6	309.9
Total Plays	989	1,050
Avg. Per Play	5.0	4.7
Net Yards Rushing	2,285	1,851
Avg. Per Game	142.8	115.7
Total Rushes	539	497
Net Yards Passing	2,636	3,107
Avg. Per Game	164.8	194.2
Sacked/Yards Lost	36/249	44/353
Gross Yards	2,885	3,460
Attempts/Completions	414/222	509/289
Completion Pct.	53.6%	56.8%
Had Intercepted	13	18
Punts/Avg.	81/40.3	91/42.2
Net Punting Avg.	91/38.5	91/38.1
Penalties/Yards Lost	99/751	102/773
Fumbles/Ball Lost	40/23	28/9
Touchdowns	35	34
Rushing	16	14
Passing	17	18
Returns	2	2
Avg. Time Of Possession	28:52	31:08

SCORE BY PERIODS	1ST	2ND	3RD	4TH	OT	TOT
Browns	44	68	78	97	0	287
Opponents	75	81	50	85	3	294

SCORING	RU	PA	ST	DF	PAT	2RU	2PA	FG	SAF	TP
Bahr, Matt	0	0	0	0	35/35	0	0	14/18	0	77
Byner, Earnest	8	2	0	0	0/0	0	0	0/0	0	60
Mack, Kevin	7	3	0	0	0/0	0	0	0/0	0	60

PASSING	ATT	CMP	YDS	PCT	AV/AT	TD	TD%	INT	INT%	LG	TKLD	RATING
Kosar, Bernie	248	124	1,578	50.0	6.36	8	3.2	7	2.8	68t	19/121	69.3
Danielson, Gary	163	97	1,274	59.5	7.82	8	4.9	6	3.7	72t	17/128	85.3
Brennan, Brian	1	1	33	100.0	33.00	1	100.0	0	0.0	33t	0/0	158.3
Fontenot, Herman	1	0	0	0.0	0.00	0	0.0	0	0.0	0	0/0	39.6
Gossett, Jeff	1	0	0	0.0	0.00	0	0.0	0	0.0	0	0/0	39.6
Browns	414	222	2,885	53.6	6.97	17	4.1	13	3.1	72t	36/249	76.4
Opponents	509	289	3,460	56.8	6.80	18	3.5	18	3.5	54t	44/353	74.8

Newsome, O.	0	5	0	0	0/0	0	0	0/0	0	30
Weathers, C.	0	3	0	0	0/0	0	0	0/0	0	18
Banks, Fred	0	2	0	0	0/0	0	0	0/0	0	12
Brennan, Brian	0	0	1	0	0/0	0	0	0/0	0	6
Young, Glen	0	1	0	0	0/0	0	0	0/0	0	6
Holt, Harry	0	1	0	0	0/0	0	0	0/0	0	6
Gross, Al	0	0	0	1	0/0	0	0	0/0	0	6
Kosar, Bernie	1	0	0	0	0/0	0	0	0/0	0	6
Browns	16	17	1	1	35/35	0	0	14/18	0	287
Opponents	14	18	2	0	33/34	0	0	19/29	0	294
SACKS: C. Banks 11.0, R. Camp 8.5, C. Hairston 7.0, C. Matthews 6.0, B. Golic 3.0, C. Weathers 3.0, T. Cousineau 1.5, K. Baldwin 1.0, S. Clancy 1.0, S. Nicolas 1.0, C. Rockins 0.5, E. Johnson 0.5 Browns: 44.0, Opponents: 36.0										

RUSHING	NO	YDS	AVG	LG	TD
Mack, Kevin	222	1,104	5.0	61	7
Byner, Earnest	244	1,002	4.1	36	8
Danielson, Gary	27	126	4.7	28	0
Allen, Greg	8	32	4.0	8	0
Weathers, Clarence	1	18	18.0	18	0
Davis, Johnny	4	9	2.3	5	0
Dickey, Curtis	2	6	3.0	5	0
Baab, Mike	1	0	0.0	0	0
Kosar, Bernie	26	-12	-0.5	10	1
Browns	535	2,285	4.3	61	16
Opponents	497	1,851	3.7	58t	14

RECEIVING	NO	YDS	AVG	LG	TD
Newsome, Ozzie	62	711	11.5	38	5
Byner, Earnest	45	460	10.2	31	2
Brennan, Brian	32	487	15.2	57	0
Mack, Kevin	29	297	10.2	43	3
Weathers, Clarence	16	449	28.1	72t	3
Adams, Willis	10	132	13.2	22	0
Holt, Harry	10	95	9.5	23	1
Young, Glen	5	111	22.2	45t	1
Banks, Fred	5	62	12.4	17t	2
Jefferson, John	3	30	10.0	17	0
Tucker, Travis	2	20	10.0	10	0
Fontenot, Herman	2	19	9.5	17	0
Langhorne, Reggie	1	12	12.0	12	0
Browns	222	2,885	13.0	72t	17
Opponents	289	3,460	12.0	54t	17

INTERCEPTIONS	NO	YDS	AVG	LG	TD
Gross, Al	5	109	21.8	37t	1
Dixon, Hanford	3	65	21.7	37	0
Brazier, Larry	2	40	20.0	40	0
Wright, Felix	2	11	5.5	10	0
Weathers, Curtis	1	9	9.0	9	0
Rockins, Chris	1	8	8.0	8	0
Johnson, Eddie	1	6	6.0	6	0
Minnifield, Frank	1	3	3.0	3	0
Rogers, Don	1	3	3.0	3	0
Cousineau, Tom	1	0	0.0	0	0
Browns	18	254	14.1	40	1
Opponents	13	217	16.7	48t	0

PUNTING	NO	YDS	AVG	IN20	TB	LG	BLK
Gossett, Jeff	81	3,261	40.3	18	8	64	0
Browns	81	3,261	40.3	18	8	64	0
Opponents	91	3,842	42.2	22	16	64	0

PUNT RETURNS	NO	FC	YDS	AVG	LG	TD
Weathers, Clarence	28	4	218	7.8	16	0
Brennan, Brian	19	4	153	8.1	37t	1
Browns	47	8	371	7.9	37t	1
Opponents	36	14	304	8.4	38	0

KICKOFF RETURNS	NO	YDS	AVG	LG	TD
Young, Glen	35	898	25.7	63	0
Fontenot, Herman	8	215	26.9	81	0
Langhorne, Reggie	3	46	15.3	19	0
Green, Boyce	2	20	10.0	13	0
Puzzuoli, Dave	2	8	4.0	8	0
Weathers, Clarence	1	17	17.0	17	0
Nicolas, Scott	1	9	9.0	9	0
Allen, Greg	1	4	4.0	4	0
Browns	53	1,217	23.0	81	0
Opponents	51	884	17.3	37	0

FIELD GOALS	1-19	20-29	30-39	40-49	50+	TOT
Bahr, Matt	1/1	2/2	8/9	3/5	0/1	14/18
Browns	1/1	2/2	8/9	3/5	0/1	14/18
Opponents	0/0	5/6	10/14	2/5	2/4	19/29

1986 (12-4)

COACH: Marty Schottenheimer			
DIVISION FINISH: 1st AFC Central			
1986 USUAL STARTING LINEUPS			
OFFENSE		DEFENSE	
WR 84	Webster Slaughter	LDE 96	Reggie Camp
LT 77	R. Bolden, 74 P. Farren	NT 79	Bob Golic
LG 74	P. Farren, 70 L. Williams	RDE 78	Carl Hairston
C 61	Mike Baab	LOLB 56	Chip Banks
RG 69	Dan Fike	LILB 51	Eddie Johnson
RT 63	Cody Risien	RILB 53	Anthony Griggs
TE 82	Ozzie Newsome	ROLB 57	Clay Matthews
WR 88	Reggie Langhorne	LCB 31	Frank Minnifield
OB 19	Bernie Kosar	RCB 29	Hanford Dixon
FB 34	K. Mack, 33 C. Dickey	SS 24	Ray Ellis
RB 44	E. Byner, 33 C. Dickey	FS 37	Chris Rockins
RADIO ANNOUNCERS:			
New Chandler, Doug Dieken, Jim Mueller (WWWE 1100 AM, WDOK 102 FM)			

DATE	RESULT	OPPONENT	ATT
9/7	L, 31-41	at Chicago Bears	66,030
9/14	W, 23-20	at Houston Oilers	46,049
9/18	L, 13-30	Cincinnati Bengals	78,779
9/28	W, 24-21	Detroit Lions	72,029
10/5	W, 27-24	at Pittsburgh Steelers	57,327
10/12	W, 20-7	Kansas City Chiefs	71,278
10/19	L, 14-17	Green Bay Packers	76,438
10/26	W, 23-20	at Minnesota Vikings	59,133
11/2	W, 24-9	at Indianapolis Colts	57,962
11/10	W, 26-16	Miami Dolphins	77,949
11/16	L, 14-27	at Los Angeles Raiders	65,461
11/23	W, 37-31 (OT)	Pittsburgh Steelers	76,452
11/30	W, 13-10 (OT)	Houston Oilers	62,309
12/7	W, 21-17	at Buffalo Bills	42,213
12/14	W, 34-3	at Cincinnati Bengals	58,062
12/21	W, 47-17	San Diego Chargers	68,505

1/3	W, 23-20 (2OT)	New York Jets	78,106
1/11	L, 20-23 (OT)	Denver Broncos	79,915

TEAM STATISTICS	BROWNS	OPPONENT
Total First Downs	292	312
Rushing	101	114
Passing	165	181
Penalty	26	17
3rd Down: Made/Att	85/222	80/215
3rd Down Pct.	38.3%	37.2%
4th Down: Made/Att	7/14	10/18
4th Down Pct.	50.0%	55.6%
Total Net Yards	5,395	5,269
Avg. Per Game	337.2	329.3
Total Plays	1,049	1,033
Avg. Per Play	5.1	5.1
Net Yards Rushing	1,650	1,982
Avg. Per Game	103.1	123.9
Total Rushes	471	494
Net Yards Passing	3,744	3,287
Avg. Per Game	234.0	205.4
Sacked/Yards Lost	39/274	35/259
Gross Yards	4,018	3,546
Attempts/Completions	538/315	518/291
Completion Pct.	58.6%	56.2%
Had Intercepted	11	18
Punts/Avg.	83/41.2	79/38.4
Net Punting Avg.	83/38.0	79/34.0
Penalties/Yards Lost	99/759	104/807
Fumbles/Ball Lost	33/13	34/18
Touchdowns	45	36
Rushing	20	13
Passing	18	21
Returns	7	2
Avg. Time Of Possession	29:19	30:41

SCORE BY PERIODS	1ST	2ND	3RD	4TH	OT	TOT
Browns	82	102	112	86	9	391
Opponents	54	98	62	96	0	310

SCORING	RU	PA	ST	O/D	PAT	2RU	2PA	FG	SAF	TP
Bahr, Matt	0	0	0	0	30/30	0	0	20/26	0	90
Mack, Kevin	10	0	0	0	0/0	0	0	0/0	0	60
Brennan, Brian	0	6	0	1	0/0	0	0	0/0	0	42

PASSING	ATT	CMP	YDS	PCT	AV/AT	TD	TD%	INT	INT%	LG	TKLD	RATNG
Kosar, Bernie	531	310	3,854	58.4	7.26	17	3.2	10	1.9	721	39/274	83.8
Page1, Mike	3	2	53	66.7	17.67	0	0.0	0	0.0	45	0/0	109.7
Fontenot, Herman	1	1	46	100.0	46.00	1	100.0	0	0.0	461	0/0	158.3
Brennan, Brian	1	1	35	100.0	35.00	0	0.0	0	0.0	35	0/0	118.8
Gossett, Jeff	2	1	30	50.0	15.00	0	0.0	1	50.0	30	0/0	56.3
Browns	538	315	4,018	58.6	7.47	18	3.3	11	2.0	721	39/274	84.6
Opponents	518	291	3,546	56.2	6.85	21	4.1	18	3.5	751	35/259	76.5

Dickey, Curtis	6	0	0	0	0/0	0	0	0/0	0	36
Moseley, Mark	0	0	0	0	13/14	0	0	6/7	0	31
Slaughter, W.	0	4	0	1	0/0	0	0	0/0	0	30
Byner, Earnest	2	2	0	0	0/0	0	0	0/0	0	24
Newsome, Ozzie	0	3	0	0	0/0	0	0	0/0	0	18
Holt, Harry	1	1	0	0	0/0	0	0	0/0	0	12
McNeil, Gerald	0	0	2	0	0/0	0	0	0/0	0	12
Fontenot, H.	1	1	0	0	0/0	0	0	0/0	0	12
Langhorne, R.	0	1	0	0	0/0	0	0	0/0	0	6
Minnifield, F.	0	0	1	0	0/0	0	0	0/0	0	6
Gross, Al	0	0	0	1	0/0	0	0	0/0	0	6
Wright, Felix	0	0	1	0	0/0	0	0	0/0	0	6
Browns	20	18	4	3	43/44	0	0	26/33	0	391
Opponents	13	21	2	0	34/36	0	0	20/29	0	310
SACKS: C. Hairston 9.0, R. Camp 7.0, S. Clancy 6.5, D. Puzzuoli 6.0, C. Banks 4.5, R. Ellis 1.0, C. Matthews 1.0 Browns: 35.0, Opponents: 38.0										

RUSHING	NO	YDS	AVG	LG	TD
Mack, Kevin	174	665	3.8	20	10
Dickey, Curtis	135	523	3.9	47	6
Byner, Earnest	94	277	2.9	37	2
Fontenot, Herman	25	105	4.2	16	1
Kosar, Bernie	24	19	0.8	17	0
Everett, Major	12	43	3.6	8	0
Page1, Mike	2	0	0.0	0	0
Holt, Harry	1	16	16.0	161	1
McNeil, Gerald	1	12	12.0	12	0
Slaughter, Webster	1	1	1.0	1	0
Langhorne, Reggie	1	-11	-11.0	-11	0
Browns	470	1,650	3.5	47	20
Opponents	494	1,982	4.0	53	13

RECEIVING	NO	YDS	AVG	LG	TD
Brennan, Brian	55	838	15.2	571	6
Fontenot, Herman	47	559	11.9	721	1
Slaughter, Webster	40	577	14.4	471	4
Langhorne, Reggie	39	678	17.4	66	1
Newsome, Ozzie	39	417	10.7	31	3
Byner, Earnest	37	328	8.9	40	2
Mack, Kevin	28	292	10.4	44	0
Dickey, Curtis	10	78	7.8	12	0
Weathers, Clarence	9	100	11.1	16	0
Holt, Harry	4	61	15.3	34	1
Greer, Terry	3	51	17.0	22	0
Tucker, Travis	2	29	14.5	16	0
McNeil, Gerald	1	9	9.0	9	0
Kosar, Bernie	1	1	1.0	1	0
Browns	315	4,018	12.8	721	18
Opponents	291	3,546	12.2	751	21

INTERCEPTIONS	NO	YDS	AVG	LG	TD
Dixon, Hanford	5	35	7.0	19	0
Wright, Felix	3	33	11.0	33	0
Minnifield, Frank	3	20	6.7	20	0
Rockins, Chris	2	41	20.5	24	0
Ellis, Ray	2	12	6.0	7	0
Matthews, Clay	2	12	6.0	8	0
Harper, Mark	1	31	31.0	31	0
Browns	18	184	10.2	33	0
Opponents	11	135	12.3	581	1

PUNTING	NO	YDS	AVG	IN20	TB	LG	BLK
Gossett, Jeff	83	3,423	41.2	21	10	61	0
Browns	83	3,423	41.2	21	10	61	0
Opponents	79	3,033	38.4	13	8	57	1

PUNT RETURNS	NO	FC	YDS	AVG	LG	TD
McNeil, Gerald	40	10	348	8.7	841	1
Slaughter, Webster	1	0	2	2.0	2	0
Browns	41	10	350	8.5	841	1
Opponents	44	11	268	6.1	20	0

KICKOFF RETURNS	NO	YDS	AVG	LG	TD
McNeil, Gerald	47	997	21.2	1001	1
Fontenot, Herman	7	99	14.1	19	0
Langhorne, Reggie	4	57	14.3	20	0
Nicolas, Scott	3	28	9.3	13	0
Puzzuoli, Dave	1	32	32.0	32	0
Browns	62	1,213	19.6	1001	1
Opponents	78	1,476	18.9	911	1

FIELD GOALS	1-19	20-29	30-39	40-49	50+	TOT
Bahr, Matt	4/4	7/9	7/8	1/2	1/3	20/26
Moseley, M.	1/1	2/2	3/3	0/1	0/0	6/7
Browns	5/5	9/11	10/11	1/3	1/3	26/33
Opponents	1/1	6/7	5/5	8/12	0/4	20/29

1987 (10-5)

COACH: Marty Schottenheimer	
DIVISION FINISH: 1st AFC Central	
1987 USUAL STARTING LINEUPS	
OFFENSE	
WR 88 Reggie Langhorne	DEFENSE
LT 74 Paul Farren	LDE 91 S. Clancy, 96 R. Camp
LG 70 Larry Williams	NT 79 Bob Golic
C 61 Mike Baab	LDE 50 Lucius Sanford
RG 69 Dan Fike	LILB 51 Eddie Johnson
RT 63 Cody Risien	RILB 59 Mike Johnson
TE 82 Ozzie Newsome	ROLB 57 Clay Matthews
OB 19 Bernie Kosar	LGB 31 Frank Minnifield
WR 84 Webster Slaughter	RCB 29 Hanford Dixon
RB 44 Earnest Byner	SS 24 Ray Ellis
FB 34 Kevin Mack	FS 22 F. Wright, 27 A. Gross
RADIO ANNOUNCERS:	
Nev Chandler, Doug Dieken, Jim Mueller (WWWE 1100 AM, WDOX 102 FM)	

DATE	RESULT	OPPONENT	ATT
9/13	L, 21-28	at New Orleans Saints	59,900
9/20	W, 24-10	Pittsburgh Steelers	79,543
10/4	W, 20-10	at New England Patriots	14,830
10/11	L, 10-15	Houston Oilers	38,927
10/18	W, 34-0	at Cincinnati Bengals	40,179
10/26	W, 30-17	Los Angeles Rams	76,933
11/1	L, 24-27 (OT)	at San Diego Chargers	55,381
11/8	W, 38-3	Atlanta Falcons	71,135
11/15	W, 27-21	Buffalo Bills	78,409
11/22	W, 40-7	at Houston Oilers	51,161
11/29	L, 24-38	at San Francisco 49ers	60,248
12/6	L, 7-9	Indianapolis Colts	70,661
12/13	W, 38-24	Cincinnati Bengals	77,331
12/20	W, 24-17	at Los Angeles Raiders	40,275
12/26	W, 19-13	at Pittsburgh Steelers	56,394
AFC PLAYOFFS			
1/9	W, 38-21	Indianapolis Colts	78,586
AFC CHAMPIONSHIP			
1/17	L, 33-38	at Denver Broncos	75,993

TEAM STATISTICS	BROWNS	OPPONENT
Total First Downs	310	251
Rushing	110	86
Passing	171	134
Penalty	29	31
3rd Down: Made/Att	86/204	72/204
3rd Down Pct.	42.2%	35.3%
4th Down: Made/Att	5/11	6/14
4th Down Pct.	45.5%	42.9%
Total Net Yards	5,200	4,269
Avg. Per Game	346.7	284.6
Total Plays	985	902
Avg. Per Play	5.3	4.7
Net Yards Rushing	1,745	1,433
Avg. Per Game	116.3	95.5
Total Rushes	474	401
Net Yards Passing	3,455	2,836
Avg. Per Game	230.3	189.1
Sacked/Yards Lost	29/170	34/257
Gross Yards	3,625	3,093
Attempts/Completions	482/291	467/246
Completion Pct.	60.4%	52.7%
Had Intercepted	12	23
Punts/Avg.	57/37.1	79/38.4
Net Punting Avg.	57/35.4	79/32.3
Penalties/Yards Lost	100/856	120/1,013
Fumbles/Ball Lost	33/17	25/13
Touchdowns	47	26
Rushing	16	7
Passing	27	15
Returns	4	4
Avg. Time Of Possession	31:43	28:17

SCORE BY PERIODS											
	1ST	2ND	3RD	4TH	OT	TOT					
Browns	49	160	106	75	0	—	390				
Opponents	41	56	54	85	3	—	239				
SCORING											
	RU	PA	ST	DF	PAT	2RU	2PA	FG	SAF	PT	
Jaeger, Jeff	0	0	0	0	33/34	0	0	14/22	0	75	
Byner, Earnest	8	2	0	0	0/0	0	0	0/0	0	60	
Slaughter, W.	0	7	0	0	0/0	0	0	0/0	0	42	
Brennan, Brian	0	6	0	0	0/0	0	0	0/0	0	36	
Mack, Kevin	5	1	0	0	0/0	0	0	0/0	0	36	
Bahr, Matt	0	0	0	0	9/10	0	0	4/5	0	21	
Tennell, Derek	0	3	0	0	0/0	0	0	0/0	0	18	
Mason, Larry	2	1	0	0	0/0	0	0	0/0	0	18	
Kemp, Perry	0	2	0	0	0/0	0	0	0/0	0	12	
McNeil, Gerald	0	2	0	0	0/0	0	0	0/0	0	12	
Weathers, Cl.	0	2	0	0	0/0	0	0	0/0	0	12	
Franco, Brian	0	0	0	0	2/2	0	0	3/4	0	11	
Kosar, Bernie	1	0	0	0	0/0	0	0	0/0	0	6	
Wright, Felix	0	0	0	1	0/0	0	0	0/0	0	6	
Ellis, Ray	0	0	0	1	0/0	0	0	0/0	0	6	

PASSING	ATT	CMP	YDS	PCT	AV/AT
Kosar, Bernie	389	241	3,033	62.0	7.80
Christensen, Jeff	58	24	297	41.4	5.12
Danielson, Gary	33	25	281	75.8	8.52
Fontenot, Herman	1	1	14	100.0	14.00
Jaeger, Jeff	1	0	0	0.0	0.00
Browns	482	291	3,625	60.4	7.52
Opponents	467	246	3,093	52.7	6.62

Matthews, C.	0	0	0	1	0/0	0	0	0/0	0	6
Langhorne, R.	0	1	0	0	0/0	0	0	0/0	0	6
Grayson, David	0	0	0	1	0/0	0	0	0/0	0	6
Kelley, Chris	0	0	0	0	1/1	0	0	0/0	0	1
Browns	16	27	0	4	45/47	0	0	21/31	0	390
Opponents	7	15	4	0	26/26	0	0	17/25	3	239
SACKS: C. Hairston 8.0, D. Puzzuoli 5.5, A. Baker 3.5, T. Crawford 3.0, C. Matthews 2.5, S. Clancy 2.0, M. Johnson 2.0, M. Harper 1.0, E. Johnson 1.0, M. Rusinek 1.0										
Browns: 34.0, Opponents 28.0										

RUSHING	NO	YDS	AVG	LG	TD
Mack, Kevin	201	735	3.7	22t	5
Byner, Earnest	105	432	4.1	21	8
Mason, Larry	56	207	3.7	22	2
Everett, Major	34	95	2.8	16	0
Manoa, Tim	23	116	5.0	36	0
Fontenot, Herman	15	33	2.2	14	0
Kosar, Bernie	15	22	1.5	7	1
Christensen, Jeff	11	41	3.7	15	0
Driver, Stacey	9	31	3.4	16	0
McNeil, Gerald	1	17	17.0	17	0
Verser, David	1	9	9.0	9	0
Davis, Johnny	1	7.0	7.0	7	0
Katolin, Mike	1	0	0.0	0	0
Danielson, Gary	1	0	0.0	0	0
Browns	474	1,745	3.7	35	16
Opponents	401	1,433	3.6	27t	7

RECEIVING	NO	YDS	AVG	LG	TD
Byner, Earnest	52	552	10.6	37	2
Slaughter, Webster	47	806	17.1	54t	7
Brennan, Brian	43	607	14.1	53t	6
Newsome, Ozzie	34	375	11.0	25	0
Mack, Kevin	32	223	7.0	17	1
Langhorne, Reggie	20	288	14.4	25	1
Kemp, Perry	12	224	18.7	34	2
Weathers, Clarence	11	153	13.9	37t	2
Tennell, Derek	9	102	11.3	24	3
McNeil, Gerald	8	120	15.0	39t	2
Everett, Major	8	41	5.1	10	0
Mason, Larry	5	26	5.2	15	1
Fontenot, Herman	4	40	10.0	25	0
Watson, Remi	2	22	11.0	13	0
Pierce, Steve	2	21	10.5	13	0
Tinsley, Keith	1	17	17.0	17	0
Manoa, Tim	1	8	8.0	8	0
Browns	291	3,625	12.5	54t	27
Opponents	246	3,093	12.6	83t	15

INTERCEPTIONS	NO	YDS	AVG	LG	TD
Wright, Felix	4	152	38.0	68	1
Minnifield, Frank	4	24	6.0	27	0
Matthews, Clay	3	62	20.7	36	1
Dixon, Hanford	3	5	1.7	6	0
Rockins, Chris	2	25	12.5	15	0
Harper, Mark	2	16	8.0	16	0
Horn, Alvin	1	28	28.0	28	0
Johnson, Eddie	1	11	11.0	11	0
Johnson, Mike	1	3	3.0	3	0
Wilson, Troy	1	0	0.0	0	0
Robinson, DeJuan	1	0	0.0	0	0
Hairston, Carl	0	40	0.0	40	0
Browns	23	366	15.9	68	2
Opponents	12	173	14.4	48t	2

PUNTING	NO	YDS	AVG	IN20	TB	LG	BLK
Gossett, Jeff	19	779	41.0	3	4	55	0
Winslow, George	18	616	34.2	5	2	45	0
Walters, Dale	11	400	36.4	2	1	56	0
Johnson, Lee	9	317	35.2	3	1	66	0
Browns	57	2,112	37.1	13	8	66	0
Opponents	79	3,035	38.4	13	8	57	0

PUNT RETURNS	NO	FC	YDS	AVG	LG	TD
McNeil, Gerald	34	9	386	11.4	40	0
Wilson, Troy	10	3	101	10.1	17	0
Browns	44	12	487	11.1	40	0
Opponents	16	10	93	5.8	21	0

KICKOFF RETURNS	NO	YDS	AVG	LG	TD
Young, Glen	18	412	22.9	44	0
McNeil, Gerald	11	205	18.6	33	0
Fontenot, Herman	9	130	14.4	24	0
Tinsley, Keith	2	26	13.0	13	0
Manoa, Tim	2	14	7.0	13	0
Beauford, Clayton	1	22	22.0	22	0
Driver, Stacey	1	16	16.0	16	0
Langhorne, Reggie	1	8	8.0	8	0
Grayson, David	1	6	6.0	6	0
Byner, Earnest	1	2	2.0	2	0
Mason, Larry	1	0	0.0	0	0
Browns	48	841	17.5	44	0
Opponents	72	1,343	18.7	39	0

FIELD GOALS	1-19	20-29	30-39	40-49	50+	TOT.
Jaeger, Jeff	0/0	6/6	3/6	5/9	0/1	14/22
Bahr, Matt	0/0	2/2	2/3	0/0	0/0	4/5
Franco, Brian	0/0	0/1	0/0	0/0	0/0	3/4
Browns	0/0	11/11	5/10	5/9	0/1	21/31
Opponents	0/0	7/8	7/10	3/6	0/1	17/25

1988 (10-6)

COACH: Marty Schottenheimer			
DIVISION FINISH: 2nd AFC Central			
1988 USUAL STARTING LINEUPS			
OFFENSE		DEFENSE	
WR 84	Webster Slaughter	LDE 91	Sam Clancy
85	Clarence Weathers	NT 79	Bob Golic
LT 74	Paul Farren	RDE 78	Carl Hairston
LG 70	Larry Williams	LOLB 56	David Grayson
C 73	Gregg Rakoczy	LILB 59	Mike Johnson
RG 69	Dan Fike	RILB 54	Mike Junkin
RT 83	Cody Risien	51	Eddie Johnson
TE 82	Ozzie Newsome	ROLB 57	Clay Matthews
WR 88	Reggie Langhorne	LCB 31	Frank Minnifield
QB 19	B. Kosar, 10 M. Pagel	RCB 29	Hanford Dixon
12	Don Strock	SS 48	Brian Washington
FB 34	K. Mack, 42 T. Manoa	FS 22	Felix Wright
RB 44	Earnest Byner		
RADIO ANNOUNCERS:			
New Chandler, Doug Dieken, Jim Mueller (WWWEE 1100 AM, WDOK 102 FM)			

DATE	RESULT	OPPONENT	ATT
9/4	W, 6-3	at Kansas City Chiefs	55,654
9/11	L, 3-23	New York Jets	74,434
9/19	W, 23-17	Indianapolis Colts	75,748
9/25	L, 17-24	at Cincinnati Bengals	54,943
10/2	W, 23-9	at Pittsburgh Steelers	56,410
10/9	L, 10-16	Seattle Seahawks	78,605
10/16	W, 19-3	Philadelphia Eagles	78,787
10/23	W, 29-21	at Phoenix Cardinals	61,261
10/30	W, 23-16	Cincinnati Bengals	79,147
11/7	L, 17-24	at Houston Oilers	51,467
11/13	L, 7-30	at Denver Broncos	75,806
11/20	W, 27-7	Pittsburgh Steelers	77,131
11/27	W, 17-13	at Washington Redskins	51,604
12/4	W, 24-21	Dallas Cowboys	77,683
12/12	L, 31-38	at Miami Dolphins	61,884
12/18	W, 28-23	Houston Oilers	74,610

AFC WILD CARD			
12/24	L, 23-24	Houston Oilers	74,977

TEAM STATISTICS	BROWNS	OPPONENT
Total First Downs	294	301
Rushing	93	114
Passing	177	162
Penalty	24	25
3rd Down: Made/Att	92/213	67/197
3rd Down Pct.	43.2%	34.0%
4th Down: Made/Att	4/15	8/17
4th Down Pct.	26.7%	47.1%
Total Net Yards	5,011	4,767
Avg. Per Game	313.2	297.9
Total Plays	1,013	1,009
Avg. Per Play	4.9	4.7
Net Yards Rushing	1,575	1,920
Avg. Per Game	98.4	120.0
Total Rushes	440	498
Net Yards Passing	3,436	2,847
Avg. Per Game	214.8	177.9
Sacked/Yards Lost	36/250	37/255
Gross Yards	3,686	3,102
Attempts/Completions	537/313	474/245
Completion Pct.	58.3%	51.7%
Had Intercepted	17	20
Punts/Avg.	67/38.5	69/39.4
Net Punting Avg.	67/33.9	69/34.7
Penalties/Yards Lost	110/875	100/789
Fumbles/Ball Lost	32/16	23/11
Touchdowns	33	30
Rushing	10	13
Passing	19	13
Returns	4	4
Avg. Time Of Possession	30:49	29:11

SCORE BY PERIODS	1ST	2ND	3RD	4TH	OT	TOT
Browns	46	81	63	114	0	304
Opponents	46	137	44	61	0	288

SCORING	RU	PA	ST	DF	PAT	2RU	2PA	FG	SAF	TP
Bahr, Matt	0	0	0	0	32/33	0	0	0	24/29	0 104
Langhorne, R.	1	7	0	0	0/0	0	0	0	0/0	0 48
Byner, Earnest	3	2	0	0	0/0	0	0	0	0/0	0 30
Slaughter, W.	0	3	0	0	0/0	0	0	0	0/0	0 18
Mack, Kevin	3	0	0	0	0/0	0	0	0	0/0	0 18
Fontenot, H.	0	1	1	0	0/0	0	0	0	0/0	0 12

PASSING	ATT	CMP	YDS	PCT	AV/AT
Kosar, Bernie	259	156	1,890	60.2	7.30
Pagel, Mike	134	71	736	53.0	5.49
Strock, Don	91	55	736	60.4	8.09
Danielson, Gary	52	31	324	59.6	6.23
Fontenot, Herman	1	0	0	0.0	0.00
Browns	537	313	3,686	58.3	6.86
Opponents	474	245	3,102	51.7	6.54

Newsome, O.	0	2	0	0	0/0	0	0	0/0	0 12
Manoa, Tim	2	0	0	0	0/0	0	0	0/0	0 12
Bolden, Rickey	0	1	0	0	0/0	0	0	0/0	0 6
Kosar, Bernie	1	0	0	0	0/0	0	0	0/0	0 6
Minnifield, F.	0	0	1	0	0/0	0	0	0/0	0 6
Washington, B.	0	0	0	1	0/0	0	0	0/0	0 6
Tennell, Derek	0	1	0	0	0/0	0	0	0/0	0 6
Weathers, C.	0	1	0	0	0/0	0	0	0/0	0 6
Brennan, Brian	0	1	0	0	0/0	0	0	0/0	0 6
Perry, M. D.	0	0	0	1	0/0	0	0	0/0	0 6
Buchanan, C.	0	0	0	0	0/0	0	0	0/0	1 2
Browns	10	19	2	2	32/33	0	0	24/29	1 304
Opponents	13	13	4	0	30/30	0	0	26/34	0 288

SACKS: C. Matthews 6.0, M. Perry 6.0, C. Buchanan 5.0, D. Grayson 5.0, S. Clancy 4.5, C. Hairston 3.0, E. Johnson 3.0, M. Jones 1.0, M. Harper 1.0, B. Washington 0.5 Browns: 35.0, Opponents: 36.0

RUSHING	NO	YDS	AVG	LG	TD
Byner, Earnest	157	576	3.7	271	3
Mack, Kevin	123	485	3.9	65	3
Manoa, Tim	99	389	3.9	34	2
Fontenot, Herman	28	87	3.1	17	0
Kosar, Bernie	12	-1	-0.1	13	1
Strock, Don	6	-2	-0.3	5	0
Danielson, Gary	4	3	0.8	5	0
Pagel, Mike	4	1	0.3	5	0
Baker, Tony	3	19	6.3	13	0
Langhorne, Reggie	2	26	13.0	201	1
Runager, Max	1	0	0.0	0	0
Bahr, Matt	1	-8	-8.0	-8	0
Browns	440	1,575	3.6	65	10
Opponents	498	1,920	3.9	411	13

RECEIVING	NO	YDS	AVG	LG	TD
Byner, Earnest	59	576	9.8	391	2
Langhorne, Reggie	57	780	13.7	771	7
Brennan, Brian	46	579	12.6	33	1
Newsome, Ozzie	35	343	9.8	28	2
Slaughter, Webster	30	462	15.4	41	3
Weathers, Clarence	29	436	15.0	49	1
Fontenot, Herman	19	170	8.9	15	1
Mack, Kevin	11	87	7.9	25	0
Manoa, Tim	10	54	5.4	9	0
Tennell, Derek	9	88	9.8	26	1
McNeill, Gerald	5	74	14.8	23	0
Young, Glen	2	34	17.0	25	0
Bolden, Rickey	1	3	3.0	31	1
Browns	313	3,686	11.8	771	19
Opponents	245	3,102	12.7	54	13

INTERCEPTIONS	NO	YDS	AVG	LG	TD
Wright, Felix	5	126	25.2	53	0
Minnifield, Frank	4	16	4.0	13	0
Washington, Brian	3	104	34.7	751	1
Johnson, Mike	2	36	18.0	31	0
Dixon, Hanford	2	24	12.0	24	0
Harper, Mark	2	13	6.5	8	0
Johnson, Eddie	2	0	0.0	0	0
Browns	20	319	15.9	751	1
Opponents	17	190	11.2	361	2

PUNTING	NO	YDS	AVG	IN20	TB	LG	BLK
Runager, Max	48	1,935	40.3	13	2	52	0
Johnson, Lee	17	643	37.8	6	1	61	0
Team, Stat	2	0	0.0	0	0	0	2
Browns	67	2,578	38.5	19	3	61	2
Opponents	69	2,722	39.4	17	8	62	2

PUNT RETURNS	NO	FC	YDS	AVG	LG	TD
McNeill, Gerald	38	6	315	8.3	32	0
Weathers, C.	2	0	10	5.0	9	0
Browns	40	6	325	8.1	32	0
Opponents	32	11	304	9.5	731	1

KICKOFF RETURNS	NO	YDS	AVG	LG	TD
Young, Glen	29	635	21.9	34	0
Fontenot, Herman	21	435	20.7	84	0
McNeil, Gerald	2	38	19.0	22	0
Briggs, Stephen	1	27	27.0	27	0
Perry, Michael Dean	1	13	13.0	13	0
Tennell, Derek	1	11	11.0	11	0
Browns	55	1,159	21.1	84	0
Opponents	58	973	16.8	29	0

FIELD GOALS	1-19	20-29	30-39	40-49	50+	TOT
Bahr, Matt	1/1	10/12	8/10	5/6	0/0	24/29
Browns	1/1	10/12	8/10	5/6	0/0	24/29
Opponents	2/2	7/7	12/15	5/7	0/3	26/34

D	TD%	INT	INT%	LG	TKLD	RATNG
10	3.9	7	2.7	771	251/72	84.3
3	2.2	4	3.0	28	1/9	64.1
6	6.6	5	5.5	41	4/26	85.2
0	0.0	1	1.9	26	6/43	69.7
0	0.0	0	0.0	0	0/0	39.6
19	3.5	17	3.2	771	36/250	77.9
13	2.7	20	4.2	54	37/255	64.0

1989 (9-6-1)

COACH: Bud Carson			
DIVISION FINISH: 1st AFC Central			
1989 USUAL STARTING LINEUPS			
OFFENSE		DEFENSE	
WR 84	Webster Slaughter	LDE 60	Al Baker
LT 74	Paul Farren	LDT 78	Carl Hairston
LG 68	Ted Banker	ROT 92	Michael Dean Perry
C 73	Gregg Rakoczy	RDE 97	Robert Banks
RG 69	D. Fike, 66 T. Jones	LOLB 57	Clay Matthews
RT 63	Cody Risen	MLB 59	Mike Johnson
TE 82	Ozzie Newsome	ROLB 56	D. Grayson, 50 V. Walters
WR 88	Reggie Langhorne	LCB 31	Frank Minnifield
QB 19	Bernie Kosar	RQB 29	Hanford Dixon
FB 42	Tim Manoa	SS 22	Felix Wright
RB 21	Eric Metcalf	FS 30	Thane Gash
RADIO ANNOUNCERS:			
New Chandler, Doug Dieken, Jim Mueller (WWWE 1100 AM, WDOK 102 FM)			

DATE	RESULT	OPPONENT	ATT
9/10	W, 51-0	at Pittsburgh Steelers	57,928
9/17	W, 38-24	New York Jets	73,516
9/25	L, 14-21	at Cincinnati Bengals	55,996
10/1	W, 16-13	Denver Broncos	78,637
10/8	L, 10-13 (OT)	at Miami Dolphins	58,444
10/15	L, 7-17	Pittsburgh Steelers	78,840
10/23	W, 27-7	Chicago Bears	78,722
10/29	W, 28-17	Houston Oilers	78,765
11/5	W, 42-31	at Tampa Bay Buccaneers	69,162
11/12	W, 17-7	at Seattle Seahawks	58,978
11/19	T, 10-10 (OT)	Kansas City Chiefs	77,922
11/23	L, 10-13	at Detroit Lions	65,624
12/3	L, 0-21	Cincinnati Bengals	76,236
12/10	L, 17-23 (OT)	at Indianapolis Colts	58,550
12/17	W, 23-17 (OT)	Minnesota Vikings	70,777
12/23	W, 24-20	at Houston Oilers	58,852

1/6	W, 34-30	at Buffalo Bills	77,706
1/14	L, 21-37	at Denver Broncos	76,046

TEAM STATISTICS	BROWNS	OPPONENT
Total First Downs	285	276
Rushing	101	93
Passing	161	161
Penalty	23	22
3rd Down: Made/Att	82/213	82/230
3rd Down Pct.	38.5%	35.7%
4th Down: Made/Att	1/9	10/16
4th Down Pct.	11.1%	62.5%
Total Net Yards	5,042	4,831
Avg. Per Game	315.1	301.9
Total Plays	1,011	1,031
Avg. Per Play	5.0	4.7
Net Yards Rushing	1,609	1,670
Avg. Per Game	100.6	104.4
Total Rushes	448	446
Net Yards Passing	3,433	3,161
Avg. Per Game	214.6	197.6
Sacked/Yards Lost	34/192	45/359
Gross Yards	3,625	3,520
Attempts/Completions	529/309	540/269
Completion Pct.	58.4%	49.8%
Had Intercepted	15	27
Punts/Avg.	97/39.4	94/40.4
Net Punting Avg.	97/35.0	94/35.1
Penalties/Yards Lost	128/973	122/985
Fumbles/Ball Lost	23/15	32/11
Touchdowns	41	30
Rushing	14	8
Passing	20	20
Returns	7	2
Avg. Time Of Possession	30:26	29:34

SCORE BY PERIODS	1ST	2ND	3RD	4TH	OT	TOT.
Browns	48	112	104	64	6	— 334
Opponents	34	67	82	62	9	— 254

SCORING	RU	PA	ST	DF	PAT	ZRU	2PA	FG	SAF	TP
Bahr, Matt	0	0	0	0	40/40	0	0	16/24	0	88
Metcalf, Eric	6	4	0	0	0/0	0	0	0/0	0	60
Slaughter, W.	0	6	0	0	0/0	0	0	0/0	0	36
Manoa, Tim	3	2	0	0	0/0	0	0	0/0	0	30
Tillman, L.	0	2	1	0	0/0	0	0	0/0	0	18
Langhorne, R.	0	2	0	0	0/0	0	0	0/0	0	12
Grayson, David	0	0	0	2	0/0	0	0	0/0	0	12
Gash, Thane	0	0	0	2	0/0	0	0	0/0	0	12

PASSING	ATT	CMP	YDS	PCT	AV/AT	TD	TD%	INT	INT%	LG	TKLD	RATING
Kosar, Bernie	513	303	3,533	59.1	6.89	18	3.5	14	2.7	971	34/192	80.3
Pagel, Mike	14	5	60	35.7	4.29	1	7.1	1	7.1	18	0/0	43.8
Metcalf, Eric	2	1	32	50.0	16.00	1	50.0	0	0.0	321	0/0	135.4
Browns	529	309	3,625	58.4	6.85	20	3.8	15	2.8	971	34/192	80.1
Opponents	540	269	3,520	49.8	6.52	20	3.7	27	5.0	68	45/359	62.3

* Led NFL

Kosar, Bernie	1	0	0	0	0/0	0	0	0/0	0	6
Wright, Felix	0	0	0	1	0/0	0	0	0/0	0	6
Jones, Keith	1	0	0	0	0/0	0	0	0/0	0	6
Oliphant, Mike	1	0	0	0	0/0	0	0	0/0	0	6
Mack, Kevin	1	0	0	0	0/0	0	0	0/0	0	6
Walters, Van	0	1	0	0	0/0	0	0	0/0	0	6
Matthews, C.	0	0	0	1	0/0	0	0	0/0	0	6
Tennell, Derek	0	1	0	0	0/0	0	0	0/0	0	6
Newsome, O.	0	1	0	0	0/0	0	0	0/0	0	6
Middletton, Ron	0	1	0	0	0/0	0	0	0/0	0	6
Redden, Barry	1	0	0	0	0/0	0	0	0/0	0	6
Browns	14	20	1	6	40/40	0	0	16/24	0	334
Opponents	8	20	2	0	29/29	0	0	15/28	0	254
SACKS: A.Baker 7.5, M.Perry 7.0, C.Hairston 6.5, R.Banks 4.0, A.Blaylock 4.0, C.Matthews 4.0, A.Stewart 3.0, T.Gash 2.0, T.Gibson 2.0, D.Grayson 1.0, M.Harper 1.0, M.Johnson 1.0, C.Charlton 1.0, C.Pike 1.0 Browns: 45.0, Opponents: 34.0										

RUSHING	NO	YDS	AVG	LG	TD
Metcalf, Eric	187	633	3.4	431	6
Manoa, Tim	87	289	3.3	22	3
Jones, Keith	43	160	3.7	15	1
Redden, Barry	40	180	4.5	381	1
Mack, Kevin	37	130	3.5	12	1
Kosar, Bernie	30	70	2.3	23	1
Oliphant, Mike	15	97	6.5	211	1
Langhorne, Reggie	5	19	3.8	18	0
McNeil, Gerald	2	32	16.0	18	0
Pagel, Mike	2	-1	-0.5	4	0
Browns	448	1,609	3.6	431	14
Opponents	446	1,670	3.7	391	8

RECEIVING	NO	YDS	AVG	LG	TD
Slaughter, Webster	65	1,236	19.0	971	6
Langhorne, Reggie	60	749	12.5	621	2
Metcalf, Eric	54	397	7.4	681	4
Newsome, Ozzie	29	324	11.2	31	1
Brennan, Brian	28	289	10.3	38	0
Manoa, Tim	27	241	8.9	32	2
Jones, Keith	15	126	8.4	36	0
McNeil, Gerald	10	114	11.4	32	0
Tillman, Lawver	6	70	11.7	19	2
Redden, Barry	6	34	5.7	8	0
Oliphant, Mike	3	22	7.3	9	0
Mack, Kevin	2	7	3.5	4	0
Walters, Van	1	14	14.0	141	1
Middletton, Ron	1	5	5.0	51	1
Tennell, Derek	1	4	4.0	41	1
Kosar, Bernie	1	-7	-7.0	0	0
Browns	309	3,625	11.7	971	20
Opponents	269	3,520	13.1	68	20

INTERCEPTIONS	NO	YDS	AVG	LG	TD
Wright, Felix	9*	91	10.1	271	1
Gash, Thane	3	65	21.7	361	2
Johnson, Mike	3	43	14.3	23	0
Minnifield, Frank	3	29	9.7	25	0
Harper, Mark	3	8	2.7	8	0
Grayson, David	2	25	12.5	141	1
Matthews, Clay	1	25	25.0	25	0
Kramer, Kyle	1	12	12.0	12	0
Dixon, Hanford	1	2	2.0	2	0
Lyons, Robert	1	0	0.0	0	0
Browns	27	300	11.1	361	4
Opponents	15	306	20.4	77	1

PUNTING	NO	YDS	AVG	IN20	TB	LG	BLK
Wagner, Bryan	97	3,817	39.4	32	6	60	0
Browns	97	3,817	39.4	32	6	60	0
Opponents	94	3,797	40.4	20	8	57	1

PUNT RETURNS	NO	FC	YDS	AVG	LG	TD
McNeil, Gerald	49	15	496	10.1	49	0
Browns	49	15	496	10.1	49	0
Opponents	49	13	418	8.5	27	0

KICKOFF RETURNS	NO	YDS	AVG	LG	TD
Metcalf, Eric	31	718	23.2	49	0
Oliphant, Mike	5	69	13.8	28	0
McNeil, Gerald	4	61	15.3	21	0
Jones, Keith	4	42	10.5	25	0
Briggs, Stephen	2	20	10.0	18	0
Redden, Barry	2	2	1.0	2	0
Joines, Vernon	1	12	12.0	12	0
Johnson, Eddie	1	8	8.0	8	0
Browns	50	932	18.6	49	0
Opponents	58	1,175	20.3	73	0

FIELD GOALS	1-19	20-29	30-39	40-49	50+	TOT
Bahr, Matt	0/0	5/5	6/8	4/9	1/2	16/24
Browns	0/0	5/5	6/8	4/9	1/2	16/24
Opponents	0/0	3/3	7/9	4/14	1/2	15/28

1990 (3-13)

COACH: Bud Carson (first 9 games)/Jim Shofner (final 7 games)			
DIVISION FINISH: 4th AFC Central			
1990 USUAL STARTING LINEUPS			
OFFENSE		DEFENSE	
WR 84	Webster Slaughter	LDE 60	A. Baker, 90 R. Burnett
LT 74	Paul Farren	LDT 75	C. Pike, 71 T. Gibson
LG 65	Ralph Tamm	RDT 92	Michael Dean Perry
C 61	Mike Baab	RDE 97	R. Banks, 98 A. Pleasant
RG 73	Gregg Rakoczy	LOLB 57	Clay Matthews
RT 66	Tony Jones	MLB 59	Mike Johnson
TE 82	Ozzie Newsome	ROLB 50	Van Walters
WR 88	Reggie Langhorne	56	David Grayson
86	Brian Brennan	LCB 24	Anthony Blaylock
OB 19	B. Kosar, 10 M. Pagel	31	Frank Minnifield
FB 34	K. Mack, 33 L. Hoard	RCB 26	Raymond Clayborn
RB 21	Eric Metcalf	SS 22	Felix Wright
		FS 30	Thane Gash
RADIO ANNOUNCERS:			
New Chandler, Doug Dieken, Jim Mueller (WHK 1420 AM, WWMs 100.7 FM)			

DATE	RESULT	OPPONENT	ATT
9/9	W, 13-3	Pittsburgh Steelers	78,298
9/16	L, 21-24	at New York Jets	67,354
9/23	L, 14-24	San Diego Chargers	77,429
9/30	L, 0-34	at Kansas City Chiefs	75,462
10/8	W, 30-29	at Denver Broncos	74,814
10/14	L, 20-25	at New Orleans Saints	68,608
10/22	L, 13-34	Cincinnati Bengals	78,567
10/28	L, 17-20	at San Francisco 49ers	63,672
11/4	L, 0-42	Buffalo Bills	78,331
11/18	L, 23-35	Houston Oilers	76,726
11/25	L, 13-30	Miami Dolphins	70,225
12/2	L, 23-38	Los Angeles Rams	61,981
12/9	L, 14-58	at Houston Oilers	54,469
12/16	W, 13-10	Atlanta Falcons	46,536
12/23	L, 0-35	at Pittsburgh Steelers	51,665
12/30	L, 14-21	at Cincinnati Bengals	60,041

TEAM STATISTICS	BROWNS	OPPONENT
Total First Downs	259	314
Rushing	74	117
Passing	167	169
Penalty	18	28
3rd Down: Made/Att	81/207	104/211
3rd Down Pct.	39.1%	49.3%
4th Down: Made/Att	7/19	2/3
4th Down Pct.	36.8%	66.7%
Total Net Yards	4,367	5,190
Avg. Per Game	272.9	324.4
Total Plays	960	987
Avg. Per Play	4.5	5.3
Net Yards Rushing	1,220	2,105
Avg. Per Game	76.3	131.6
Total Rushes	345	511
Net Yards Passing	3,147	3,085
Avg. Per Game	196.7	192.8
Sacked/Yards Lost	42/260	32/211
Gross Yards	3,407	3,296
Attempts/Completions	573/301	444/253
Completion Pct.	52.5%	57.0%
Had Intercepted	23	13
Punts/Avg.	78/36.9	68/38.1
Net Punting Avg.	78/31.5	68/35.0
Penalties/Yards Lost	122/922	95/684
Fumbles/Ball Lost	37/23	24/9
Touchdowns	27	59
Rushing	10	21
Passing	13	32
Returns	4	6
Avg. Time Of Possession	27:11	32:49

SCORE BY PERIODS	1ST	2ND	3RD	4TH	OT	TOT
Browns	32	57	71	68	0	— 228
Opponents	107	182	61	112	0	— 462

SCORING	RU	PA	ST	DF	PAT	2RU	2PA	FG	SAF	TP
Kauric, Jerry	0	0	0	0	24/27	0	0	0	14/20	0 66
Mack, Kevin	5	2	0	0	0/0	0	0	0	0/0	0 42
Slaughter, W.	0	4	0	0	0/0	0	0	0	0/0	0 24
Metcalf, Eric	1	1	2	0	0/0	0	0	0	0/0	0 24
Hoard, Leroy	3	0	0	0	0/0	0	0	0	0/0	0 18

PASSING	ATT	CMP	YDS	PCT	AV/AT
Kosar, Bernie	423	230	2,562	54.4	6.06
Pagel, Mike	148	69	819	46.6	5.53
Francis, Jeff	2	2	26	100.0	13.00
Browns	573	301	3,407	52.5	5.95
Opponents	444	253	3,296	57.0	7.42

Langhorne, R.	0	2	0	0	0/0	0	0	0/0	0 12
Brennan, Brian	0	2	0	0	0/0	0	0	0/0	0 12
Newsome, Ozzie	0	2	0	0	0/0	0	0	0/0	0 12
Johnson, Mike	0	0	0	1	0/0	0	0	0/0	0 6
Gainer, Derrick	1	0	0	0	0/0	0	0	0/0	0 6
Blaylock, A.	0	0	0	1	0/0	0	0	0/0	0 6
Browns	10	13	2	2	24/27	0	0	14/20	0 228
Opponents	21	32	0	6	56/59	0	0	16/27	2 462
SACKS: M.Perry 11.5, A.Pleasant 3.5, C.Matthews 3.5, A.Baker 3.0, S.Braggs 2.5, M.Johnson 2.0, R.Burnett 2.0, T.Gibson 1.0, D.Grayson 1.0, A.Blaylock 1.0, B.Buczukowski 0.5, V.Walters 0.5 Browns: 32.0, Opponents: 42.0									

RUSHING	NO	YDS	AVG	LG	TD
Mack, Kevin	158	702	4.4	26	5
Metcalf, Eric	80	248	3.1	17	1
Hoard, Leroy	58	149	2.6	42	3
Gainer, Derrick	30	81	2.7	9	1
Kosar, Bernie	10	13	1.3	5	0
Slaughter, Webster	5	29	5.8	17	0
Pagel, Mike	3	-1	-0.3	0	0
Redden, Barry	1	-1	-1.0	-1	0
Browns	345	1,220	3.5	42	10
Opponents	511	2,105	4.1	39	21

RECEIVING	NO	YDS	AVG	LG	TD
Slaughter, Webster	59	847	14.4	50	4
Metcalf, Eric	57	452	7.9	35	1
Langhorne, Reggie	45	585	13.0	39	2
Brennan, Brian	45	568	12.6	28	2
Mack, Kevin	42	360	8.6	30	2
Newsome, Ozzie	23	240	10.4	38	2
Hoard, Leroy	10	73	7.3	17	0
Gainer, Derrick	7	85	12.1	20	0
Joines, Vernon	6	86	14.3	24	0
Galbraith, Scott	4	62	15.5	28	0
Talley, John	2	28	14.0	19	0
Kauric, Jerry	1	21	21.0	21	0
Browns	301	3,407	11.3	50	13
Opponents	253	3,296	13.0	59	32

INTERCEPTIONS	NO	YDS	AVG	LG	TD
Wright, Felix	3	56	18.7	36	0
Blaylock, Anthony	2	45	22.5	45	0
Braggs, Stephen	2	13	6.5	11	0
Minnifield, Frank	2	0	0.0	0	0
Johnson, Mike	1	64	64.0	64	1
Gash, Thane	1	16	16.0	16	0
Walters, Van	1	15	15.0	15	0
Grayson, David	1	3	3.0	3	0
Browns	13	212	16.3	64	1
Opponents	23	422	18.3	67	3

PUNTING	NO	YDS	AVG	IN20	TB	LG	BLK
Wagner, Bryan	74	2,879	38.9	13	2	65	4
Team, Stat	4	0	0.0	0	0	0	0
Browns	78	2,879	36.9	13	2	65	4
Opponents	68	2,589	38.1	15	4	70	1

PUNT RETURNS	NO	FC	YDS	AVG	LG	TD
Adams, Slefion	13	4	81	6.2	25	0
Brennan, Brian	9	4	72	8.0	15	0
Lewis, Leo	8	7	56	7.0	18	0
Walters, Van	1	0	0	0.0	0	0
Browns	31	15	209	6.7	25	0
Opponents	41	13	425	10.4	37	0

KICKOFF RETURNS	NO	YDS	AVG	LG	TD
Metcalf, Eric	52	1,052	20.2	101	2
Fullwood, Brent	6	119	19.8	27	0
Adams, Slefion	3	33	11.0	15	0
Galbraith, Scott	3	16	5.3	10	0
Hoard, Leroy	2	18	9.0	10	0
Johnson, Eddie	2	17	8.5	11	0
Barnett, Hattie	1	15	15.0	15	0
Talley, John	1	6	6.0	6	0
Gainer, Derrick	1	0	0.0	0	0
Browns	71	1,276	18.0	101	2
Opponents	45	805	17.9	39	0

FIELD GOALS	1-19	20-29	30-39	40-49	50+	TOT
Kauric, Jerry	0/0	5/5	5/8	4/7	0/0	14/20
Browns	0/0	5/5	5/8	4/7	0/0	14/20
Opponents	1/1	4/4	4/6	6/14	1/2	16/27

	TD	TD%	INT	INT%	LG	TKLD	RATING
10	2.4	15	3.5	50	37/220	65.7	
3	2.0	8	5.4	32	5/40	48.2	
0	0.0	0	0.0	17	0/0	118.8	
13	2.3	23	4.0	50	42/260	61.5	
32	7.2	13	2.9	59	32/211	92.3	

1991 (6-10)

COACH: Bill Belichick	
DIVISION FINISH: 3rd AFC Central	
1991 USUAL STARTING LINEUPS	
OFFENSE	DEFENSE
WR 84 Webster Slaughter	LDE 90 Rob Burnett
LT 66 Tony Jones	75 Pio Sagapolutele
LG 70 John Rienstra	LDT 96 James Jones
C 61 Mike Baab	RDT 92 Michael Dean Perry
RG 68 Ed King	RDE 98 Anthony Pleasant
RT 69 Dan Fike	LOLB 50 Van Walters
TE 81 Scott Galbraith	58 Brandon
WR 88 Reggie Langhorne	MLB 59 M. Johnson, 52 R. Brown
1 Michael Jackson	ROLB 57 Clay Matthews
OB 19 Bernie Kosar	LCB 31 Frank Minnifield
FB 34 Kevin Mack	RCB 39 R. Hilliard, 36 S. Braggs
RB 33 Leroy Hoard	SS 37 H. Barnett, 29 E. Turner
21 Eric Metcalf	FS 22 Vince Newsome
RADIO ANNOUNCERS:	
New Chandler, Doug Dieken, Jim Mueller (WHK 1420 AM, WWMS 100.7 FM)	

DATE	RESULT	OPPONENT	ATT
9/1	L, 14-26	Dallas Cowboys	78,860
9/8	W, 20-0	at New England Patriots	35,377
9/15	W, 14-13	Cincinnati Bengals	78,269
9/22	L, 10-13	at New York Giants	75,891
10/6	L, 14-17	New York Jets	71,042
10/13	L, 17-42	at Washington Redskins	54,715
10/20	W, 30-24 (OT)	at San Diego Chargers	48,440
10/27	W, 17-14	Pittsburgh Steelers	78,285
11/3	L, 21-23	at Cincinnati Bengals	55,077
11/10	L, 30-32	Philadelphia Eagles	72,086
11/17	L, 24-28	at Houston Oilers	58,155
11/24	W, 20-15	Kansas City Chiefs	63,991
12/1	W, 31-0	at Indianapolis Colts	57,539
12/8	L, 7-17	Denver Broncos	73,539
12/15	L, 14-17	Houston Oilers	55,680
12/22	L, 10-17	at Pittsburgh Steelers	47,070

TEAM STATISTICS	BROWNS					OPPONENT				
Total First Downs	265					298				
Rushing	82					100				
Passing	163					179				
Penalty	20					19				
3rd Down: Made/Att	74/199					97/215				
3rd Down Pct.	37.2%					45.1%				
4th Down: Made/Att	9/20					9/17				
4th Down Pct.	45.0%					52.9%				
Total Net Yards	4,664					5,084				
Avg. Per Game	291.5					317.8				
Total Plays	934					1,004				
Avg. Per Play	5.0					5.1				
Net Yards Rushing	1,360					1,875				
Avg. Per Game	85.0					117.2				
Total Rushes	389					447				
Net Yards Passing	3,304					3,209				
Avg. Per Game	206.5					200.6				
Sacked/Yards Lost	42/243					35/236				
Gross Yards	3,547					3,445				
Attempts/Completions	503/312					522/312				
Completion Pct.	62.0%					59.8%				
Had Intercepted	10					15				
Punts/Avg.	80/42.5					61/41.3				
Net Punting Avg.	80/37.6					61/37.2				
Penalties/Yards Lost	108/872					103/770				
Fumbles/Ball Lost	18/8					33/18				
Touchdowns	35					33				
Rushing	12					12				
Passing	19					20				
Returns	4					1				
Avg. Time Of Possession	29:00					31:00				
SCORE BY PERIODS	1ST	2ND	3RD	4TH	OT	TOT				
Browns	57	105	77	48	6	—	293			
Opponents	25	113	51	109	0	—	298			
SCORING	RU	PA	ST	DF	PAT	2RU	2PA	FG	SAF	TP
Slover, Matt	0	0	0	0	33/34	0	0	16/22	0	81
Hoard, Leroy	2	9	0	0	0/0	0	0	0/0	0	66
Mack, Kevin	8	2	0	0	0/0	0	0	0/0	0	60
Slaughter, W.	0	3	0	0	0/0	0	0	0/0	0	18
Langhorne, R.	0	2	0	0	0/0	0	0	0/0	0	12

PASSING	ATT	CMP	YDS	PCT	AV/AT	TD	TD%	INT	INT%	LG	TKLD	RATING
Kosar, Bernie	494	307	3,487	62.1	7.06	18	3.6	9	1.8	711	41/232	87.8
Philcox, Todd	8	4	49	50.0	6.13	0	0.0	1	12.5	28	0/0	29.7
Hansen, Brian	1	1	11	100.0	11.00	1	100.0	0	0.0	111	0/0	152.1
Metcalf, Eric	0	0	0	0.0	0.00	0	0.0	0	0.0	0	1/11	39.6
Browns	503	312	3,547	62.0	7.05	19	3.8	10	2.0	711	42/243	87.5
Opponents	522	312	3,445	59.8	6.60	20	3.8	15	2.9	701	35/236	80.2

Morris, Joe	2	0	0	0	0/0	0	0	0/0	0	12	
Jackson, M.	0	2	0	0	0/0	0	0	0/0	0	12	
Jones, James	0	0	0	1	0/0	0	0	0/0	0	1	8
Brennan, Brian	0	1	0	0	0/0	0	0	0/0	0	0	6
Brandon, David	0	0	0	1	0/0	0	0	0/0	0	0	6
Turner, Eric	0	0	0	1	0/0	0	0	0/0	0	0	6
Newsome, V.	0	0	0	1	0/0	0	0	0/0	0	0	6
Browns	12	19	0	4	33/34	0	0	0	16/22	1	293
Opponents	12	20	0	1	32/33	0	0	0	22/30	1	298

SACKS: M.Perry 8.5, C.Matthews 6.5, D.Brandon 3.0, R.Burnett 3.0, A.Pleasant 2.5, R.Hilliard 2.0, P.Sagapolutele 1.5, V.Walters 1.5, J.Thornton 1.0, J.Jones 1.0, F.Conover 1.0, H.Barnett 1.0, S.Braggs 1.0, R.Brown 0.5, A.Florence 0.5, E.Logan 0.5 Browns: 35.0, Opponents: 42.0

RUSHING	NO	YDS	AVG	LG	TD
Mack, Kevin	197	726	3.7	511	8
Morris, Joe	93	289	3.1	15	2
Hoard, Leroy	37	154	4.2	52	2
Metcalf, Eric	30	107	3.6	15	0
Kosar, Bernie	26	74	2.8	14	0
Rouson, Lee	3	14	4.7	9	0
Hansen, Brian	2	-3	-1.5	0	0
Philcox, Todd	1	-1	-1.0	-1	0
Browns	389	1,360	3.5	52	12
Opponents	447	1,875	4.2	65t	12

RECEIVING	NO	YDS	AVG	LG	TD
Slaughter, Webster	64	906	14.2	62t	3
Hoard, Leroy	48	567	11.8	71t	9
Mack, Kevin	40	255	6.4	22	2
Langhorne, Reggie	39	505	12.9	40t	2
Brennan, Brian	31	325	10.5	30	1
Metcalf, Eric	29	294	10.1	45	0
Galbraith, Scott	27	328	12.1	42	0
Jackson, Michael	17	268	15.8	65t	2
Morris, Joe	13	76	5.8	13	0
Rouson, Lee	2	9	4.5	6	0
Talley, John	1	13	13.0	13	0
Kosar, Bernie	1	1	1.0	1	0
Browns	312	3,547	11.4	71t	19
Opponents	312	3,445	11.0	70t	20

INTERCEPTIONS	NO	YDS	AVG	LG	TD
Braggs, Stephen	3	15	5.0	15	0
Brandon, David	2	70	35.0	40	1
Turner, Eric	2	42	21.0	42t	1
Matthews, Clay	1	35	35.0	35	0
Newsome, Vince	1	31	31.0	31	0
Jones, James	1	20	20.0	20t	1
Brown, Richard	1	19	19.0	19	0
Hilliard, Randy	1	19	19.0	19	0
Figaro, Cedric	1	9	9.0	9	0
Johnson, Mike	1	0	0.0	0	0
Jackson, Alfred	1	0	0.0	0	0
Browns	15	260	17.3	42t	3
Opponents	10	95	9.5	57t	1

PUNTING	NO	YDS	AVG	IN20	TB	LG	BLK
Hansen, Brian	80	3,397	42.5	20	6	65	0
Browns	80	3,397	42.5	20	6	65	0
Opponents	61	2,520	41.3	16	6	61	0

PUNT RETURNS	NO	FC	YDS	AVG	LG	TD
Slaughter, Webster	17	3	112	6.6	17	0
Metcalf, Eric	12	1	100	8.3	30	0
Minnifield, Frank	0	0	28	0.0	28	0
Brennan, Brian	2	6	11	5.5	11	0
Stat, Team	0	0	0	0.0	31	0
Browns	31	10	251	8.1	31	0
Opponents	40	15	388	9.7	48	0

KICKOFF RETURNS	NO	YDS	AVG	LG	TD
Metcalf, Eric	23	351	15.3	24	0
Morris, Joe	18	310	17.2	36	0
Peebles, Danny	8	149	18.6	32	0
James, Lynn	3	49	16.3	21	0
Galbraith, Scott	2	13	6.5	8	0
Rouson, Lee	1	16	16.0	16	0
Browns	55	888	16.1	36	0
Opponents	50	1,022	20.4	47	0

FIELD GOALS	1-19	20-29	30-39	40-49	50+	TOT
Slover, Matt	1/2	2/3	8/9	3/6	2/2	16/22
Browns	1/2	2/3	8/9	3/6	2/2	16/22
Opponents	1/1	10/12	8/8	2/4	1/5	22/30

1992 (7-9)

COACH: Bill Belichick			
DIVISION FINISH: 3rd AFC Central			
1992 USUAL STARTING LINEUPS			
OFFENSE		DEFENSE	
WR 1	Michael Jackson	LDE 90	Rob Burnett
LT 66	Tony Jones	LDT 96	James Jones
LG 72	B. Dahl, 70 J. Rienstra	RDT 92	Michael Dean Perry
C 63	Jay Hilgenberg	RDE 98	Anthony Pleasant
RG 68	Ed King	LOLB 58	David Brandon
RT 69	Dan Fike	MLB 59	Mike Johnson
TE 83	Mark Bavaro	ROLB 57	Clay Matthews
WR 85	Lawyer Tillman	LCB 31	Frank Minnifield
QB 19	B. Kosar, 18 M. Tomczak	RCB 24	Terry Taylor
FB 44	T. Vardell, 34 K. Mack	SS 29	Eric Turner
RB 33	L. Hoard, 21 E. Melcalf	FS 22	Vince Newsome
RADIO ANNOUNCERS:			
New Chandler, Doug Dieken, Jim Mueller (WHK 1420 AM, WWMS 100.7 FM)			

DATE	RESULT	OPPONENT	ATT
9/6	L, 3-14	at Indianapolis Colts	50,766
9/14	L, 23-27	Miami Dolphins	74,765
9/20	W, 28-16	at Los Angeles Raiders	48,102
9/27	L, 0-12	Denver Broncos	78,064
10/11	W, 17-9	Pittsburgh Steelers	78,080
10/18	W, 17-6	Green Bay Packers	69,268
10/25	W, 19-17	at New England Patriots	32,219
11/1	L, 10-30	at Cincinnati Bengals	54,765
11/8	W, 24-14	at Houston Oilers	57,348
11/15	L, 13-14	San Diego Chargers	58,396
11/22	L, 13-17	at Minnesota Vikings	53,323
11/29	W, 27-14	Chicago Bears	73,578
12/6	W, 37-21	Cincinnati Bengals	68,368
12/13	L, 14-24	at Detroit Lions	65,970
12/20	L, 14-17	Houston Oilers	59,898
12/27	L, 13-23	at Pittsburgh Steelers	53,776

TEAM STATISTICS	BROWNS					OPPONENT				
Total First Downs	242					281				
Rushing	85					86				
Passing	141					170				
Penalty	16					25				
3rd Down: Made/Att	67/196					76/205				
3rd Down Pct.	34.2%					37.1%				
4th Down: Made/Att	9/17					7/14				
4th Down Pct.	52.9%					50.0%				
Total Net Yards	4,492					4,757				
Avg. Per Game	280.8					297.3				
Total Plays	883					963				
Avg. Per Play	5.1					4.9				
Net Yards Rushing	1,607					1,605				
Avg. Per Game	100.4					100.3				
Total Rushes	451					429				
Net Yards Passing	2,885					3,152				
Avg. Per Game	180.3					197.0				
Sacked/Yards Lost	34/217					48/315				
Gross Yards	3,102					3,467				
Attempts/Completions	398/238					486/291				
Completion Pct.	59.8%					59.9%				
Had Intercepted	16					13				
Punts/Avg.	75/41.1					74/44.5				
Net Punting Avg.	75/38.0					74/38.7				
Penalties/Yards Lost	104/765					93/764				
Fumbles/Ball Lost	19/12					33/20				
Touchdowns	30					29				
Rushing	7					5				
Passing	18					23				
Returns	5					1				
Avg. Time Of Possession	30:13					29:47				
SCORE BY PERIODS	1ST		2ND		3RD	4TH	OT	TOT		
Browns	63		31		76	102	0	— 272		
Opponents	55		47		80	93	0	— 275		
SCORING	RU	PA	ST	DF	PAT	2RU	2PA	FG	SAF	TP
Slover, Matt	0	0	0	0	29/30	0	0	0	21/29	0 92
Melcalf, Eric	1	5	1	0	0/0	0	0	0	0/0	0 42
Jackson, M.	0	7	0	0	0/0	0	0	0	0/0	0 42
Mack, Kevin	6	0	0	0	0/0	0	0	0	0/0	0 36
Bavaro, Mark	0	2	0	0	0/0	0	0	0	0/0	0 12

Brandon, David	0	0	0	2	0/0	0	0	0/0	0	12
Jones, James	0	1	0	0	0/0	0	0	0/0	0	6
Galbraith, S.	0	1	0	0	0/0	0	0	0/0	0	6
Johnson, Mike	0	0	0	1	0/0	0	0	0/0	0	6
Hoard, Leroy	0	1	0	0	0/0	0	0	0/0	0	6
Moore, Slevon	0	0	0	1	0/0	0	0	0/0	0	6
Wolfley, Ron	0	1	0	0	0/0	0	0	0/0	0	6
Browns	7	18	1	4	29/30	0	0	21/29	0	272
Opponents	5	23	0	1	29/29	0	0	24/29	0	275

SACKS: R. Burnett 9.0, C. Matthews 9.0, M. Perry 8.5, J. Jones 4.0, A. Pleasant 4.0, B. Johnson 2.0, M. Johnson 2.0, S. Moore 2.0, V. Newsome 2.0, D. Brandon 1.0, R. Brown 1.0, R. Hilliard 1.0, E. Logan 1.0, E. Turner 1.0, E. Walls 0.5 Browns: 48.0, Opponents: 34.0

RUSHING	NO	YDS	AVG	LG	TD
Mack, Kevin	169	543	3.2	37	6
Vardell, Tommy	99	369	3.7	35	0
Melcalf, Eric	73	301	4.1	31	1
Hoard, Leroy	54	236	4.4	37	0
Tomczak, Mike	24	39	1.6	16	0
Brooks, James	13	38	2.9	13	0
Baldwin, Randy	10	31	3.1	11	0
Kosar, Bernie	5	12	2.4	8	0
Tillman, Lawyer	2	15	7.5	15	0
Jackson, Michael	1	21	21.0	21	0
Wolfey, Ron	1	2	2.0	2	0
Browns	451	1,607	3.6	37	7
Opponents	429	1,605	3.7	48	5

RECEIVING	NO	YDS	AVG	LG	TD
Jackson, Michael	47	755	16.1	69†	7
Melcalf, Eric	47	614	13.1	69†	5
Hoard, Leroy	26	310	11.9	46†	1
Tillman, Lawyer	25	498	19.9	52	0
Bavaro, Mark	25	315	12.6	39	2
Holohan, Pete	20	170	8.5	24	0
Vardell, Tommy	13	128	9.8	23	0
Mack, Kevin	13	81	6.2	23	0
Smith, Rico	5	64	12.8	21	0
Galbraith, Scott	4	63	15.8	28	1
Collins, Shawn	3	31	10.3	11	0
Baldwin, Randy	2	30	15.0	20	0
Holland, Jamie	2	27	13.5	16	0
Wolfey, Ron	2	8	4.0	6	1
Brooks, James	2	-1	-0.5	4	0
McCardell, Keenan	1	8	8.0	8	0
Jones, James	1	1	1.0	11	1
Browns	238	3,102	13.0	69†	18
Opponents	291	3,467	11.9	68†	23

INTERCEPTIONS	NO	YDS	AVG	LG	TD
Newsome, Vince	3	55	18.3	29	0
Brandon, David	2	123	61.5	92†	1
Walls, Everson	2	26	13.0	24	0
Minnifield, Frank	2	6	3.0	5	0
Matthews, Clay	1	6	6.0	6	0
Turner, Eric	1	6	6.0	6	0
Johnson, Mike	1	0	0.0	0	0
Taylor, Terry	1	0	0.0	0	0
Browns	13	222	17.1	92†	1
Opponents	16	213	13.3	69	1

PUNTING	NO	YDS	AVG	IN20	TB	LG	BLK
Hansen, Brian	74	3,083	41.7	28	7	73	1
Team, Stat	1	0	0.0	0	0	0	0
Browns	75	3,083	41.1	28	7	73	1
Opponents	74	3,293	44.5	19	4	66	0

PUNT RETURNS	NO	FC	YDS	AVG	LG	TD
Melcalf, Eric	44	10	429	9.8	75†	1
Browns	44	10	429	9.8	75†	1
Opponents	27	23	234	8.7	50	0

KICKOFF RETURNS	NO	YDS	AVG	LG	TD
Baldwin, Randy	30	675	22.5	47	0
Melcalf, Eric	9	157	17.4	30	0
Hoard, Leroy	2	34	17.0	25	0
Vardell, Tommy	2	14	7.0	13	0
Browns	43	880	20.5	47	0
Opponents	51	907	17.8	30	0

FIELD GOALS	1-19	20-29	30-39	40-49	50+	TOT
Slover, Matt	1/1	11/11	6/8	2/6	1/3	21/29
Browns	1/1	11/11	6/8	2/6	1/3	21/29
Opponents	0/0	10/11	7/8	7/8	0/2	24/29

PASSING	ATT	CMP	YDS	PCT	AV/AT	TD	TD%	INT	INT%	LG	TKLD	RATNG
Tomczak, Mike	211	120	1,693	56.9	8.02	7	3.3	7	3.3	52	12/85	80.1
Kosar, Bernie	155	103	1,160	66.5	7.48	8	5.2	7	4.5	69†	21/126	87.0
Philcox, Todd	27	13	217	48.1	8.04	3	11.1	1	3.7	69†	1/6	97.3
Goebel, Brad	3	2	32	66.7	10.67	0	0.0	0	0.0	22	0/0	102.1
Melcalf, Eric	1	0	0	0.0	0.00	0	0.0	0	0.0	0	0/0	39.6
Slover, Matt	1	0	0	0.0	0.00	0	0.0	1	100.0	0	0/0	0.0
Browns	398	238	3,102	59.8	7.79	18	4.5	16	4.0	69†	34/217	82.7
Opponents	486	291	3,467	59.9	7.13	23	4.7	13	2.7	68†	48/315	86.3

1993 (7-9)

COACH: Bill Belichick			
DIVISION FINISH: 3rd AFC Central			
1993 USUAL STARTING LINEUPS			
OFFENSE		DEFENSE	
WR 81	Michael Jackson	LDE 90	Rob Burnett
LT 66	Tony Jones	LDT 96	J. Jones, 93 J. Ball
LG 64	Houston Hoover	RDT 92	Michael Dean Perry
C 61	Steve Everitt	RDE 98	Anthony Pleasant
RG 72	Bob Dahl	LOLB 53	Pepper Johnson
RT 62	Gene Williams	MLB 59	Mike Johnson
TE 88	Brian Kinchen	ROLB 57	Clay Matthews
WR 83	Mark Carrier	LCB 24	Terry Taylor
OB 12	Vinny Testaverde	RCB 48	Najee Mustafaa
19	Bernie Kosar	SS 27	Stevon Moore
FB 44	Tommy Vardell	FS 29	Eric Turner
RB 21	E. Metcalf, 33 L. Hoard		
RADIO ANNOUNCERS:			
New Chandler, Doug Dieken, Jim Mueller (WHK 1420 AM, WVMs 100.7 FM)			

DATE	RESULT	OPPONENT	ATT
9/5	W, 27-14	Cincinnati Bengals	75,508
9/13	W, 23-13	San Francisco 49ers	78,218
9/19	W, 19-16	at Los Angeles Raiders	48,617
9/26	L, 10-23	at Indianapolis Colts	59,654
10/10	L, 14-24	Miami Dolphins	78,138
10/17	W, 28-17	at Cincinnati Bengals	55,647
10/24	W, 28-23	Pittsburgh Steelers	78,118
11/7	L, 14-29	Denver Broncos	77,818
11/14	L, 5-22	at Seattle Seahawks	54,622
11/21	L, 20-27	Houston Oilers	71,668
11/28	L, 14-17	at Atlanta Falcons	54,510
12/5	W, 17-13	New Orleans Saints	60,388
12/12	L, 17-19	at Houston Oilers	58,720
12/19	L, 17-20	New England Patriots	48,618
12/26	W, 42-14	at Los Angeles Rams	34,155
1/2	L, 9-16	at Pittsburgh Steelers	49,208

TEAM STATISTICS	BROWNS	OPPONENT
Total First Downs	264	290
Rushing	91	94
Passing	152	170
Penalty	21	26
3rd Down: Made/Att	66/201	88/231
3rd Down Pct.	32.8%	38.1%
4th Down: Made/Att	11/14	6/13
4th Down Pct.	78.6%	46.2%
Total Net Yards	4,740	4,778
Avg. Per Game	296.3	298.6
Total Plays	948	1,040
Avg. Per Play	5.0	4.6
Net Yards Rushing	1,701	1,654
Avg. Per Game	106.3	103.4
Total Rushes	425	451
Net Yards Passing	3,039	3,124
Avg. Per Game	189.9	195.3
Sacked/Yards Lost	45/289	48/342
Gross Yards	3,328	3,466
Attempts/Completions	478/262	541/306
Completion Pct.	54.8%	56.6%
Had Intercepted	19	13
Punts/Avg.	84/43.2	85/42.4
Net Punting Avg.	84/38.0	85/35.8
Penalties/Yards Lost	121/842	105/821
Fumbles/Ball Lost	27/17	28/9
Touchdowns	36	30
Rushing	8	9
Passing	23	19
Returns	5	2
Avg. Time Of Possession	29:32	30:28

SCORE BY PERIODS	1ST	2ND	3RD	4TH	OT	TOT
Browns	56	99	58	91	0	304
Opponents	64	110	52	81	0	307

SCORING	RU	PA	ST	DF	PAT	2RU	2PA	FG	SAF	TP
Slover, Matt	0	0	0	0	36/36	0	0	16/22	0	84
Jackson, M.	0	8	0	0	0/0	0	0	0/0	0	48
Metcalf, Eric	1	2	2	0	0/0	0	0	0/0	0	30
Carrier, Mark	1	3	1	0	0/0	0	0	0/0	0	30
Vardell, Tommy	3	1	0	0	0/0	0	0	0/0	0	24
McCardell, K.	0	4	0	0	0/0	0	0	0/0	0	24

PASSING	ATT	CMP	YDS	PCT	AV/AT
Testaverde, Vinny	230	130	1,797	56.5	7.81
Kosar, Bernie	138	79	807	57.2	5.85
Philcox, Todd	108	52	699	48.1	6.47
Jackson, Michael	1	1	25	100.0	25.00
Hoard, Leroy	1	0	0	0.0	0.00
Browns	478	262	3,328	54.8	6.96
Opponents	541	306	3,466	56.6	6.41

Kinchen, Brian	0	2	0	0	0/0	0	0	0/0	0	12
Philcox, Todd	1	0	0	0	0/0	0	0	0/0	0	6
Baldwin, R.	0	1	0	0	0/0	0	0	0/0	0	6
Wolfey, Ron	0	1	0	0	0/0	0	0	0/0	0	6
Moore, Stevon	0	0	0	1	0/0	0	0	0/0	0	6
Mack, Kevin	1	0	0	0	0/0	0	0	0/0	0	6
Mustafaa, N.	0	0	0	1	0/0	0	0	0/0	0	6
Tillman, L.	0	1	0	0	0/0	0	0	0/0	0	6
Jones, James	1	0	0	0	0/0	0	0	0/0	0	6
Pleasant, A.	0	0	0	0	0/0	0	0	0/0	1	2
Riddick, Louis	0	0	0	0	0/0	0	0	0/0	1	2
Browns	8	23	3	2	36/36	0	0	16/22	2	304
Opponents	9	19	0	2	30/30	0	0	31/38	2	307

SACKS: A. Pleasant 11.0, R. Burnett 9.0, M. Perry 6.0, J. Jones 5.5, C. Matthews 5.5, M. Johnson 4.0, J. Ball 3.0, D. Foutman 1.0, B. Johnson 1.0, P. Johnson 1.0, E. Walls 1.0
Browns: 48.0, Opponents: 45.0

RUSHING	NO	YDS	AVG	LG	TD
Vardell, Tommy	171	644	3.8	54	3
Metcalf, Eric	129	611	4.7	55	1
Hoard, Leroy	56	227	4.1	30	0
Testaverde, Vinny	18	74	4.1	14	0
Baldwin, Randy	18	61	3.4	11	0
Kosar, Bernie	14	19	1.4	10	0
Mack, Kevin	10	33	3.3	7	1
Carrier, Mark	4	26	6.5	15t	1
Philcox, Todd	2	3	1.5	3t	1
Jones, James	2	2	1.0	1t	1
Jackson, Michael	1	1	1.0	1	0
Browns	425	1,701	4.0	55	8
Opponents	451	1,654	3.7	49	9

RECEIVING	NO	YDS	AVG	LG	TD
Metcalf, Eric	63	539	8.6	49t	2
Carrier, Mark	43	746	17.3	55	3
Jackson, Michael	41	756	18.4	62t	8
Hoard, Leroy	35	351	10.0	41	0
Kinchen, Brian	29	347	12.0	40	2
Vardell, Tommy	19	151	7.9	28t	1
McCardell, Keenan	13	234	18.0	43	4
Tillman, Lawyer	5	68	13.6	18	1
Wolfey, Ron	5	25	5.0	9	1
Smith, Rico	4	55	13.8	17	0
Rowe, Patrick	3	37	12.3	16	0
Williams, Clarence	1	14	14.0	14	0
Baldwin, Randy	1	5	5.0	5t	1
Browns	262	3,328	12.7	62t	23
Opponents	306	3,466	11.3	56	19

INTERCEPTIONS	NO	YDS	AVG	LG	TD
Turner, Eric	5	25	5.0	19	0
Jones, Selwyn	3	0	0.0	0	0
Mustafaa, Najee	1	97	97.0	97t	1
Hilliard, Randy	1	54	54.0	54	0
Speer, Del	1	22	22.0	22	0
Matthews, Clay	1	10	10.0	10	0
Johnson, Mike	1	0	0.0	0	0
Browns	13	208	16.0	97t	1
Opponents	19	246	12.9	69	0

PUNTING	NO	YDS	AVG	IN20	TB	LG	BLK
Hansen, Brian	82	3,632	44.3	15	10	72	2
Team, Stat	2	0	0.0	0	0	0	0
Browns	84	3,632	43.2	15	10	72	2
Opponents	85	3,603	42.4	24	7	61	0

PUNT RETURNS	NO	FC	YDS	AVG	LG	TD
Metcalf, Eric	36	11	464	12.9	91t	2
Carrier, Mark	6	1	92	15.3	56t	1
Turner, Eric	0	0	7	0.0	7	0
Browns	42	12	563	13.4	91t	3
Opponents	49	14	438	8.9	36	0

KICKOFF RETURNS	NO	YDS	AVG	LG	TD
Baldwin, Randy	24	444	18.5	31	0
Metcalf, Eric	15	318	21.2	47	0
Hoard, Leroy	13	286	22.0	39	0
Vardell, Tommy	4	58	14.5	16	0
Smith, Rico	1	13	13.0	13	0
Kinchen, Brian	1	0	0.0	0	0
Browns	58	1,119	19.3	47	0
Opponents	46	814	17.7	49	0

FIELD GOALS	1-19	20-29	30-39	40-49	50+	TOT
Slover, Matt	0/0	4/4	5/6	6/8	1/4	16/22
Browns	0/0	4/4	5/6	6/8	1/4	16/22
Opponents	1/1	13/14	6/10	8/9	3/4	31/38

PASSING	TD	TD%	INT	INT%	LG	TKLD	RATING
Testaverde, Vinny	14	6.1	9	3.9	62t	17/101	85.7
Kosar, Bernie	5	3.6	3	2.2	38t	21/128	77.2
Philcox, Todd	4	3.7	7	6.5	56	7/60	54.5
Jackson, Michael	0	0.0	0	0.0	25	0/0	118.8
Hoard, Leroy	0	0.0	0	0.0	0	0/0	39.6
Browns	23	4.8	19	4.0	62t	45/289	76.2
Opponents	19	3.5	13	2.4	56	48/342	77.6

1994 (11-5)

COACH: Bill Belichick					
DIVISION FINISH: 2nd AFC Central					
1994 USUAL STARTING LINEUPS					
OFFENSE			DEFENSE		
WR	81	Michael Jackson	LDE	90	Rob Burnett
	83	Mark Carrier	LDT	94	Bill Johnson
LT	66	Tony Jones	RDT	92	Michael Dean Perry
LG	69	Doug Dawson	RDE	98	Anthony Pleasant
	63	Wally Williams	LOLB	58	Carl Banks
C	61	Steve Everett	MLB	52	Pepper Johnson
RG	72	Bob Dahl	ROLB	50	Frank Stams
RT	77	Orlando Brown	LCB	38	Antonio Langham
	62	Gene Williams	RCB	28	Don Griffin
TE	88	Brian Kinchen	SS	27	Stevon Moore
	89	Walter Reeves	FS	29	Eric Turner
WR	85	Derrick Alexander			
QB	12	Vinny Testaverde			
	11	Mark Rypien			
FB	33	L. Hoard, 44 T. Vardell			
RB	21	Eric Metcalf			
RADIO ANNOUNCERS:					
Casey Coleman, Doug Dieken, Jim Mueller (WKNR 1220 AM, WDOK 102.1 FM)					

DATE	RESULT	OPPONENT	ATT
9/4	W, 28-20	at Cincinnati Bengals	52,778
9/11	L, 10-17	Pittsburgh Steelers	77,774
9/18	W, 32-0	Arizona Cardinals	62,818
9/25	W, 21-14	at Indianapolis Colts	55,821
10/2	W, 27-7	New York Jets	76,188
10/13	W, 11-8	at Houston Oilers	50,364
10/23	W, 37-13	Cincinnati Bengals	77,588
10/30	L, 14-26	at Denver Broncos	73,190
11/6	W, 13-6	New England Patriots	73,878
11/13	W, 26-7	at Philadelphia Eagles	65,233
11/20	L, 13-20	at Kansas City Chiefs	69,121
11/27	W, 34-10	Houston Oilers	65,088
12/4	L, 13-16	New York Giants	72,068
12/10	W, 19-14	at Dallas Cowboys	64,826
12/18	L, 7-17	at Pittsburgh Steelers	60,808
12/24	W, 35-9	Seattle Seahawks	54,180

WILD CARD PLAYOFF			
1/1	W, 20-13	New England Patriots	77,452
DIVISIONAL PLAYOFF			
1/7	L, 9-29	at Pittsburgh Steelers	58,185

TEAM STATISTICS	BROWNS	OPPONENT
Total First Downs	273	304
Rushing	80	98
Passing	161	173
Penalty	32	33
3rd Down: Made/Att	69/204	83/242
3rd Down Pct.	33.8%	34.3%
4th Down: Made/Att	4/12	7/18
4th Down Pct.	33.3%	38.9%
Total Net Yards	4,832	4,826
Avg. Per Game	302.0	301.6
Total Plays	970	1,090
Avg. Per Play	5.0	4.4
Net Yards Rushing	1,657	1,669
Avg. Per Game	103.6	104.3
Total Rushes	449	465
Net Yards Passing	3,175	3,157
Avg. Per Game	198.4	197.3
Sacked/Yards Lost	14/94	38/268
Gross Yards	3,269	3,425
Attempts/Completions	507/266	587/325
Completion Pct.	52.5%	55.4%
Had Intercepted	21	18
Punts/Avg.	80/40.1	97/40.0
Net Punting Avg.	80/37.4	97/35.2
Penalties/Yards Lost	113/969	129/1,139
Fumbles/Ball Lost	26/14	26/13
Touchdowns	37	22
Rushing	12	9
Passing	20	13
Returns	5	0
Avg. Time Of Possession	28:43	31:17

SCORE BY PERIODS	1ST	2ND	3RD	4TH	OT	TOT
Browns	65	121	55	99	0	— 340
Opponents	52	58	28	66	0	— 204

SCORING	RU	PA	ST	DF	PAT	2RU	2PA	FG	SAF	TP
Stover, Matt	0	0	0	0	32/32	0	0	26/28	0	110

PASSING	ATT	CMP	YDS	PCT	AV/AT	TD	TD%	INT	INT%	LG	TKLD	RATING
Testaverde, Vinny	376	207	2,575	55.1	6.85	16	4.3	18	4.8	81t	12/83	70.7
Rypien, Mark	128	59	694	46.1	5.42	4	3.1	3	2.3	43	2/11	63.7
Jackson, Michael	2	0	0	0.0	0.00	0	0.0	0	0.0	0	0/0	39.6
Metcalf, Eric	1	0	0	0.0	0.00	0	0.0	0	0.0	0	0/0	39.6
Browns	507	266	3,269	52.5	6.45	20	3.9	21	4.1	81t	14/94	68.6
Opponents	587	325	3,425	55.4	5.83	13	2.2	18	3.1	44	38/268	67.1

Hoard, Leroy	5	4	0	0	0/0	0	0	0/0	0	54
Metcalf, Eric	2	3	2	0	0/0	0	0	0/0	0	42
Carrier, Mark	1	5	0	0	0/0	0	0	0/0	0	36
Alexander, Derrick	0	2	0	0	0/0	0	1	0/0	0	14
Testaverde, Vinny	2	0	0	0	0/0	0	0	0/0	0	12
Byner, Earnest	2	0	0	0	0/0	0	0	0/0	0	12
Jackson, Michael	0	2	0	0	0/0	0	0	0/0	0	12
Tupa, Tom	0	0	0	0	0/0	3	0	0/0	0	6
Baldwin, Randy	0	0	1	0	0/0	0	0	0/0	0	6
Turner, Eric	0	0	0	1	0/0	0	0	0/0	0	6
Hartley, Frank	0	1	0	0	0/0	0	0	0/0	0	6
Kinchen, Brian	0	1	0	0	0/0	0	0	0/0	0	6
Reeves, Walter	0	1	0	0	0/0	0	0	0/0	0	6
Hill, Travis	0	0	1	0	0/0	0	0	0/0	0	6
Vardell, Tommy	0	1	0	0	0/0	0	0	0/0	0	6
Browns	12	20	4	1	32/32	3	1	26/28	0	340
Opponents	9	13	0	0	19/19	0	1	17/26	0	204

SACKS: R. Burnett 10.0, A. Pleasant 4.5, D. Griffin 4.0, M. Perry 4.0, J. Jones 3.0, D. Footman 2.5, P. Johnson 2.5, F. Stams 2.0, C. Banks 1.5, G. Dixon 1.0, B. Johnson 1.0, B. Thompson 1.0, E. Turner 1.0 Browns: 38.0, Opponents: 14.0

RUSHING	NO	YDS	AVG	LG	TD
Hoard, Leroy	209	890	4.3	39	5
Metcalf, Eric	93	329	3.5	37t	2
Byner, Earnest	75	219	2.9	15	2
Baldwin, Randy	23	78	3.4	16	0
Testaverde, Vinny	21	37	1.8	12	2
Vardell, Tommy	15	48	3.2	9	0
Rypien, Mark	7	4	0.6	2	0
Alexander, Derrick	4	38	9.5	25	0
Carrier, Mark	1	14	14.0	14t	1
Jones, James	1	0	0.0	0	0
Browns	449	1,657	3.7	39	12
Opponents	465	1,669	3.6	41	9

RECEIVING	NO	YDS	AVG	LG	TD
Alexander, Derrick	48	828	17.3	81t	2
Metcalf, Eric	47	436	9.3	57t	3
Hoard, Leroy	45	445	9.9	65t	4
Carrier, Mark	29	452	15.6	43	5
Kinchen, Brian	24	232	9.7	38	1
Jackson, Michael	21	304	14.5	30	2
Vardell, Tommy	16	137	8.6	19	1
Byner, Earnest	11	102	9.3	30	0
McCardell, Keenan	10	182	18.2	34	0
Reeves, Walter	6	61	10.2	22	1
Baldwin, Randy	3	15	5.0	15	0
Hartley, Frank	3	13	4.3	8	1
Smith, Rico	2	61	30.5	50	0
Jones, James	1	1	1.0	1	0
Browns	266	3,269	12.3	81t	20
Opponents	325	3,425	10.5	44	13

INTERCEPTIONS	NO	YDS	AVG	LG	TD
Turner, Eric	9*	199	22.1	93t	1
Jacobs, Tim	2	9	4.5	8	0
Langham, Antonio	2	2	1.0	2	0
Griffin, Don	2	2	1.0	2	0
Stams, Frank	1	7	7.0	7	0
Booth, Issac	1	4	4.0	4	0
Caldwell, Mike	1	0	0.0	0	0
Browns	18	223	12.4	93t	1
Opponents	21	225	10.7	49	0

PUNTING	NO	YDS	AVG	IN20	TB	LG	BLK
Tupa, Tom	80	3,211	40.1	27	8	65	0
Browns	80	3,211	40.1	27	8	65	0
Opponents	97	3,880	40.0	24	11	59	1

PUNT RETURNS	NO	FC	YDS	AVG	LG	TD
Metcalf, Eric	35	6	348	9.9	92t	2
Carrier, Mark	9	1	112	12.4	60	0
Caldwell, Mike	1	0	2	2.0	2	0
Turner, Eric	1	0	0	0.0	0	0
Browns	46	7	462	10.0	92t	2
Opponents	38	15	220	5.8	31	0

KICKOFF RETURNS	NO	YDS	AVG	LG	TD
Baldwin, Randy	28	753	26.9	85t	1
Metcalf, Eric	9	210	23.3	32	0
Kinchen, Brian	3	38	12.7	15	0
Hoard, Leroy	2	30	15.0	20	0
Browns	42	1,031	24.5	85t	1
Opponents	71	1,372	19.3	54	0

FIELD GOALS	1-19	20-29	30-39	40-49	50+	TOT
Stover, Matt	1/1	7/7	10/11	8/8	0/1	26/28
Browns	1/1	7/7	10/11	8/8	0/1	26/28
Opponents	0/0	6/7	7/9	4/8	0/2	17/26

* Tied NFL Lead

1995 (5-11)

COACH: Bill Belichick			
DIVISION FINISH: 4th AFC Central			
1995 USUAL STARTING LINEUPS			
OFFENSE		DEFENSE	
WR 81	Michael Jackson	LDE 90	Rob Burnett
LT 66	Tony Jones	LDT 73	Tim Good
LG 63	Wally Williams	RDT 78	Dan Footman
C 61	Steve Everitt	RDE 98	Anthony Pleasant
RG 72	Bob Dahl	LOLB 58	Carl Banks
RT 77	Orlando Brown	MLB 52	Pepper Johnson
TE 88	Brian Kinchen	ROLB 51	Gerald Dixon
TE 48	Frank Hartley	LCB 38	Antonio Langham
WR 80	Andre Rison	RCB 28	Don Griffin
QB 12	Vinny Testaverde	SS 27	Stevon Moore
RB 33	Leroy Hoard	FS 29	E. Turner, 43 V. Adams
RADIO ANNOUNCERS:			
Casey Coleman, Doug Dieken, Jim Mueller (WKNR 1220 AM, WDOK 102.1 FM)			

DATE	RESULT	OPPONENT	ATT
9/3	L, 14-17	at New England Patriots	60,126
9/10	W, 22-6	Tampa Bay Buccaneers	61,083
9/17	W, 14-7	at Houston Oilers	36,077
9/24	W, 35-17	Kansas City Chiefs	74,280
10/2	L, 19-22	Buffalo Bills	76,211
10/8	L, 20-38	at Detroit Lions	74,171
10/22	L, 15-23	Jacksonville Jaguars	64,405
10/29	W, 29-26 (OT)	at Cincinnati Bengals	58,639
11/5	L, 10-37	Houston Oilers	57,881
11/13	L, 3-20	at Pittsburgh Steelers	58,675
11/19	L, 20-31	Green Bay Packers	55,388
11/26	L, 17-20	Pittsburgh Steelers	67,269
12/3	L, 13-31	at San Diego Chargers	56,358
12/9	L, 11-27	at Minnesota Vikings	47,984
12/17	W, 26-10	Cincinnati Bengals	55,875
12/24	L, 21-24	at Jacksonville Jaguars	66,007

TEAM STATISTICS		BROWNS				OPPONENT					
Total First Downs		293				342					
Rushing		83				112					
Passing		189				200					
Penalty		21				30					
3rd Down: Made/Att		85/211				112/226					
3rd Down Pct.		40.3%				49.6%					
4th Down: Made/Att		10/21				7/14					
4th Down Pct.		47.6%				50.0%					
Total Net Yards		5,076				5,648					
Avg. Per Game		317.3				353.0					
Total Plays		985				1,082					
Avg. Per Play		5.2				5.2					
Net Yards Rushing		1,482				1,826					
Avg. Per Game		92.6				114.1					
Total Rushes		398				480					
Net Yards Passing		3,594				3,822					
Avg. Per Game		224.6				238.9					
Sacked/Yards Lost		32/178				29/191					
Gross Yards		3,772				4,013					
Attempts/Completions		555/324				573/360					
Completion Pct.		58.4%				62.8%					
Had Intercepted		20				17					
Punts/Avg.		65/43.6				59/41.7					
Net Punting Avg.		65/39.0				59/37.4					
Penalties/Yards Lost		107/966				108/736					
Fumbles/Ball Lost		29/9				20/11					
Touchdowns		29				40					
Rushing		5				15					
Passing		21				23					
Returns		3				2					
Avg. Time Of Possession		28:24				31:36					
SCORE BY PERIODS		1ST	2ND	3RD	4TH	OT	TOT				
Browns		37	97	59	93	3	—	289			
Opponents		89	91	43	133	0	—	356			
SCORING		RU	PA	ST	DF	PAT	2RU	2PA	FG	SF	TP
Slover, Matt		0	0	0	0	26/26	0	0	0	29/33	0 113
Jackson, M.		0	9	0	0	0/0	0	0	0/0	0	54
McCardell, K.		0	4	0	0	0/0	0	0	0/0	0	24
Byner, Earnest		2	2	0	0	0/0	0	0	0/0	0	24
Rison, Andre		0	3	0	0	0/0	0	0	0/0	0	18
Testaverde, V.		2	0	0	0	0/0	0	0	0/0	0	12
Reeves, Walter		0	1	0	0	0/0	0	0	0/0	0	6
Alexander, D.		0	0	1	0	0/0	0	0	0/0	0	6
Smith, Rico		0	1	0	0	0/0	0	0	0/0	0	6

Caldwell, Mike	0	0	0	1	0/0	0	0	0/0	0 6
Dixon, Gerald	0	0	0	1	0/0	0	0	0/0	0 6
Hartley, Frank	0	1	0	0	0/0	0	0	0/0	0 6
White, Lorenzo	1	0	0	0	0/0	1	0	0/0	0 6
Zeler, Eric	0	0	0	0	0/0	1	0	0/0	0 2
Browns	5	21	1	2	26/26	1	0	29/33	0 289
Opponents	15	23	0	2	34/36	1	1	26/34	0 356
SACKS: A. Pleasant 8.0, R. Burnett 7.5, D. Footman 5.0, P. Johnson 2.0, M. Frederick 1.5, R. McKenzie 1.5, C. Banks 1.0, D. Hall 1.0, S. Moore 1.0, P. Sagapolutele 0.5									
Browns: 29.0 Opponents: 32.0									

RUSHING	NO	YDS	AVG	LG	TD
Hoard, Leroy	136	547	4.0	25	0
Byner, Earnest	115	432	3.8	23	2
White, Lorenzo	62	163	2.6	11	1
Hunter, Earnest	30	100	3.3	15	0
Testaverde, Vinny	18	62	3.4	14	2
Zeler, Eric	15	80	5.3	17	0
Powers, Ricky	14	51	3.6	15	0
Vardell, Tommy	4	9	2.3	6	0
Rison, Andre	2	0	0.0	5	0
Alexander, Derrick	1	29	29.0	29	0
Tupa, Tom	1	9	9.0	9	0
Browns	398	1,482	3.7	29	5
Opponents	480	1,826	3.8	75	15

RECEIVING	NO	YDS	AVG	LG	TD
Byner, Earnest	61	494	8.1	29	2
McCardell, Keenan	56	709	12.7	36	4
Rison, Andre	47	701	14.9	59	3
Jackson, Michael	44	714	16.2	70	9
Kinchen, Brian	20	216	10.8	41	0
Bishop, Harold	16	135	8.4	21	0
Alexander, Derrick	15	216	14.4	40	0
Smith, Rico	13	173	13.3	29	1
Hoard, Leroy	13	103	7.9	24	0
Hartley, Frank	11	137	12.5	23	1
White, Lorenzo	8	64	8.0	28	0
Vardell, Tommy	6	18	3.0	7	1
Reeves, Walter	6	12	2.0	3	0
Hunter, Earnest	5	42	8.4	17	0
Riddick, Louis	1	25	25.0	25	0
Testaverde, Vinny	1	7	7.0	7	0
Powers, Ricky	1	6	6.0	6	0
Browns	324	3,772	11.6	70	21
Opponents	360	4,013	11.1	52	23

INTERCEPTIONS	NO	YDS	AVG	LG	TD
Moore, Stevon	5	55	11.0	28	0
Dixon, Gerald	2	48	24.0	30	1
Hall, Dana	2	41	20.5	36	0
Langham, Antonio	2	29	14.5	29	0
Caldwell, Mike	2	24	12.0	24	1
Johnson, Pepper	2	22	11.0	22	0
Booth, Issac	1	11	11.0	11	0
Griffin, Don	1	0	0.0	0	0
Browns	17	230	13.5	36	2
Opponents	20	276	13.8	76	2

PUNTING	NO	YDS	AVG	IN20	TB	LG	BLK
Tupa, Tom	65	2,831	43.6	18	9	64	0
Browns	65	2,831	43.6	18	9	64	0
Opponents	59	2,462	41.7	18	9	61	0

PUNT RETURNS	NO	FC	YDS	AVG	LG	TD
Alexander, Derrick	9	0	122	13.6	69	1
McCardell, Keenan	13	14	93	7.2	17	0
Hunter, Earnest	3	0	40	13.3	17	0
Griffin, Don	0	2	0	0.0	0	0
Browns	25	16	255	10.2	69	1
Opponents	34	9	296	8.7	56	0

KICKOFF RETURNS	NO	YDS	AVG	LG	TD
Hunter, Earnest	23	508	22.1	37	0
Alexander, Derrick	21	419	20.0	42	0
Bates, Michael	9	176	19.6	38	0
McCardell, Keenan	9	161	17.9	28	0
Byner, Earnest	5	98	19.6	27	0
Powers, Ricky	3	54	18.0	20	0
Frederick, Mike	2	16	8.0	11	0
Hoard, Leroy	1	13	13.0	13	0
Dixon, Gerald	1	10	10.0	10	0
Browns	74	1,455	19.7	42	0
Opponents	63	1,172	18.6	45	0

FIELD GOALS	1-19	20-29	30-39	40-49	50+	TOT
Slover, Matt	1/1	12/12	9/10	7/9	0/1	29/33
Browns	1/1	12/12	9/10	7/9	0/1	29/33
Opponents	0/0	9/12	12/12	4/7	1/3	26/34

PASSING	ATT	CMP	YDS	PCT	AV/AT	TD	TD%	INT	INT%	LG	TKLD	RATNG
Testaverde, Vinny	392	241	2,883	61.5	7.35	17	4.3	10	2.6	70	17/87	87.8
Zeler, Eric	161	82	864	50.9	5.37	4	2.5	9	5.6	59	15/91	51.9
Tupa, Tom	1	1	25	100.0	25.00	0	0.0	0	0.0	25	0/0	118.8
Jackson, Michael	1	0	0	0.0	0.00	0	0.0	1	100.0	0	0/0	0.0
Browns	555	324	3,772	58.4	6.80	21	3.8	20	3.6	70	32/178	76.6
Opponents	573	360	4,013	62.8	7.00	23	4.0	17	3.0	52	29/191	84.6

1999 (2-14)

COACH: Chris Palmer			
DIVISION FINISH: 6th AFC Central			
1999 USUAL STARTING LINEUPS			
OFFENSE		DEFENSE	
WR 85	Kevin Johnson	LE 53	John Thierry
LT 75	Lomas Brown	LT 73	Darius Holland
LG 71	Jim Pyne	RT 67	John Jurkovic
C 64	Dave Wohlbaugh	RE 94	Derrick Alexander
RG 79	Scott Rehberg	LLB 55	Rahim Abdullah
RT 77	Orlando Brown	MLB 58	Wali Rainer
TE 82	Irv Smith	RLB 95	Jamir Miller
WR 86	Leslie Shepherd	LCB 47	Ryan McNeil
84	Darrin Chiaverini	RCB 33	Daylon McCutcheon
OB 2	Tim Couch	SS 23	Marquez Pope
RB 42	Terry Kirby	FS 24	Corey Fuller
FB 44	Marc Edwards		
RADIO ANNOUNCERS:			
Jim Donovan, Doug Dieken (WMJ 105.7 FM, WTAM 1100 AM)			

DATE	RESULT	OPPONENT	ATT
9/12	L, 0-43	Pittsburgh Steelers	73, 138
9/19	L, 9-26	at Tennessee Titans	65, 904
9/26	L, 10-17	at Baltimore Ravens	68, 803
10/3	L, 7-19	New England Patriots	72, 368
10/10	L, 17-18	Cincinnati Bengals	73, 048
10/17	L, 7-24	at Jacksonville Jaguars	62, 047
10/24	L, 3-34	at St. Louis Rams	65, 866
10/31	W, 21-16	at New Orleans Saints	48, 817
11/7	L, 9-41	Baltimore Ravens	72, 898
11/14	W, 16-15	at Pittsburgh Steelers	58, 213
11/21	L, 17-31	Carolina Panthers	72, 818
11/28	L, 21-33	Tennessee Titans	72, 008
12/5	L, 10-23	at San Diego Chargers	53, 147
12/12	L, 28-44	at Cincinnati Bengals	59, 972
12/19	L, 14-24	Jacksonville Jaguars	72, 038
12/26	L, 28-29	Indianapolis Colts	72, 618

TEAM STATISTICS	BROWNS	OPPONENT
Total First Downs	220	368
Rushing	64	161
Passing	134	187
Penalty	22	20
3rd Down: Made/Att	59/203	110/235
3rd Down Pct.	29.1%	46.8%
4th Down: Made/Att	9/13	8/13
4th Down Pct.	69.2%	61.5%
Possession Avg.	23:38	36:22
Total Net Yards	3,762	6,046
Avg. Per Game	235.1	377.9
Total Plays	865	1,158
Avg. Per Play	4.3	5.2
Net Yards Rushing	1,150	2,736
Avg. Per Game	71.9	171.0
Total Rushes	313	610
Net Yards Passing	2,612	3,310
Avg. Per Game	163.3	206.9
Sacked/Yards Lost	60/385	25/147
Gross Yards	2,997	3,457
Att./Completions	492/271	523/331
Completion Pct.	55.1%	63.3%
Had Intercepted	15	8
Punts/Av.	106/43.8	66/40.9
Net Punting Avg.	106/34.6	66/37.3
Penalties/Yards Lost	92/714	88/776
Fumbles/Ball Lost	29/16	25/12
Touchdowns	28	49
Rushing	9	29
Passing	19	17
Returns	0	3

SCORE BY PERIODS	1ST	2ND	3RD	4TH	OT	TOT
Browns	37	77	43	60	0	— 217
Opponents	75	146	99	117	0	— 437

SCORING	RU	PA	ST	DF	PAT	2RU	2PA	FG	SAF	TP
Kirby, Terry	6	3	0	0	0	0	0	0	0	54
Dawson, Phil	1	0	0	0	23/24	0	0	8/12	0	53
Johnson, Kevin	0	8	0	0	0	0	0	0	0	48
Chiaverini Darrin	0	4	0	0	0	0	0	0	0	24
Edwards, Marc	2	0	0	0	0	0	0	0	0	12
Couch, Tim	1	0	0	0	0	1	0	0	0	8

PASSING	ATT	CMP	YDS	PCT	AV/AT
Couch, Tim	399	223	2,447	55.9	6.13
Delmer, Ty	91	47	548	51.6	6.02
Johnson, Kevin	1	0	0	0.0	0.00
Kirby, Terry	1	1	2	100.0	2.00
Browns	492	271	2,997	55.1	6.09
Opponents	523	331	3,457	63.3	6.61

Abdul-Jabbar, K.	0	1	0	0	0	0	0	0	0	6
Delmer, Ty	1	0	0	0	0	0	0	0	0	6
Smith, Irv	0	1	0	0	0	0	0	0	0	6
Browns	9	19	0	0	23/24	1	0	8/12	0	217
Opponents	29	17	2	1	40/41	0	1	33/39	1	437
SACKS: J.Thierry 7.0, J.Miller 4.5, D.Alexander 2.5, R.Barker 2.0, D.Holland 2.0, H.McCormack 2.0, D.McCutcheon 1.0, R.McNeil 1.0, A.Miller 1.0, J.Ball 1.0, W.Rainer 1.0 Browns: 25.0, Opponents: 60.0										

RUSHING	NO	YDS	AVG	LG	TD
Kirby, Terry	130	452	3.5	28	6
Abdul-Jabbar, K.	115	350	3.0	21	0
Couch, Tim	40	267	6.7	40	1
Delmer, Ty	6	38	6.3	11	1
Edwards, Marc	6	35	5.8	28	0
Jones, George	8	15	1.9	9	0
Shepherd, Leslie	1	5	5.0	5	0
Dawson, Phil	1	4	4.0	41	1
Salaam, Rashawn	1	2	2.0	2	0
Shaw, Sedrick	3	2	0.7	3	0
Johnson, Kevin	1	-6	-6.0	-6	0
Powell, Ronnie	1	-14	-14.0	-14	0
Browns	313	1,150	3.7	40	9
Opponents	610	2,736	4.5	521	29

RECEIVING	NO	YDS	AVG	LG	TD
Johnson, Kevin	66	986	14.9	641	8
Kirby, Terry	58	528	9.1	781	3
Chiaverini, Darrin	44	487	11.1	281	4
Edwards, Marc	27	212	7.9	27	2
Smith, Irv	24	222	9.3	22	1
Shepherd, Leslie	23	274	11.9	36	0
Abdul-Jabbar, K.	13	59	4.5	21	1
Campbell, Marc	9	131	14.6	21	0
Davis, Zola	2	38	19.0	25	0
Shaw, Sedrick	2	8	4.0	7	0
Powell, Ronnie	1	45	45.0	45	0
Dunn, David	1	4	4.0	4	0
Bobo, Orlando	1	3	3.0	3	0
Browns	271	2,997	11.1	781	19
Opponents	331	3,457	10.4	541	17

INTERCEPTIONS	NO	YDS	AVG	LG	TD
Pope, Marquez	2	15	7.5	13	0
Barker, Roy	1	14	14.0	14	0
McCutcheon, Daylon	1	12	12.0	12	0
Thierry, John	1	8	8.0	8	0
Jones, Lenoy	1	3	3.0	3	0
Abdullah, Rahim	1	0	0.0	0	0
Little, Earl	1	0	0.0	0	0
Browns	8	52	6.5	14	0
Opponents	15	153	10.2	661	1

PUNTING	NO	YDS	AVG	IN20	TB	LG	BLK
Gardocki, Chris	106	4,645	43.8	20	11	61	0
Browns	106	4,645	43.8	20	11	61	0
Opponents	66	2,702	40.9	24	4	59	1

PUNT RETURNS	NO	FC	YDS	AVG	LG	TD
Johnson, Kevin	19	10	128	6.7	15	0
Dunn, David	4	1	25	6.3	13	0
Gibson, Damon	2	2	9	4.5	8	0
Browns	25	13	162	6.5	15	0
Opponents	68	15	762	11.2	811	2

KICKOFF RETURNS	NO	YDS	AVG	LG	TD
Powell, Ronnie	44	986	22.4	43	0
Kirby, Terry	11	230	20.9	28	0
Dunn, David	9	180	20.0	27	0
Hill, Madre	8	137	17.1	27	0
Saleh, Tarek	5	43	8.6	14	0
Campbell, Marc	3	28	9.3	10	0
Smith, Irv	3	15	5.0	10	0
Chiaverini, Darrin	2	35	17.5	22	0
Little, Earl	2	34	17.0	20	0
Johnson, Kevin	1	25	25.0	25	0
Jones, George	1	12	12.0	12	0
Browns	89	1,725	19.4	43	0
Opponents	42	764	18.2	55	0

FIELD GOALS	1-19	20-29	30-39	40-49	50+	TOT
Dawson, Phil	0/0	2/2	3/5	3/5	0/0	8/12
Browns	0/0	2/2	3/5	3/5	0/0	8/12
Opponents	4/4	13/13	6/7	10/15	0/0	33/39

PASSING	ATT	CMP	YDS	PCT	AV/AT	TD	TD%	INT	INT%	LG	TKLD	RATNG
Couch, Tim	399	223	2,447	55.9	6.13	15	3.8	13	3.3	781	56/359	73.2
Delmer, Ty	91	47	548	51.6	6.02	4	4.4	2	2.2	35	4/26	75.7
Johnson, Kevin	1	0	0	0.0	0.00	0	0.0	0	0.0	0	0/0	39.6
Kirby, Terry	1	1	2	100.0	2.00	0	0.0	0	0.0	2	0/0	79.2
Browns	492	271	2,997	55.1	6.09	19	3.9	15	3.0	781	60/385	73.5
Opponents	523	331	3,457	63.3	6.61	17	3.3	8	1.5	541	25/147	86.8

2000 (3-13)

COACH: Chris Palmer	
DIVISION FINISH: 6th AFC Central	
2000 USUAL STARTING LINEUPS	
OFFENSE	DEFENSE
WR 85 Kevin Johnson	LE 92 Courtney Brown
LT 72 Roman Oben	LT 99 Orpheus Roye
LG 65 Jim Bundren	RT 93 Stalin Colinet
75 Steve Zahursky	RE 95 Keith McKenzie
C 64 Dave Wohlabaugh	LLB 95 J. Miller, 53 R. Abdullah
60 Shaun O'Hara	MLB 58 Wall Rainer
RG 61 Everett Lindsay	RLB 55 M. Moore, 95 J. Miller
RT 75 Steve Zahursky	LCB 24 Corey Fuller
74 James Brown	RCB 33 Daylon McCutcheon
TE 80 Aaron Shea	SS 21 Marquis Smith
83 Mark Campbell	FS 43 Percy Ellsworth
WR 82 David Patten	
86 Dennis Northcutt	
QB 2 T. Couch, 18 D. Pederson	
RB 23 E. Rhett, 41 T. Prentice	
FB 44 Marc Edwards	
RADIO ANNOUNCERS:	
Jim Donovan, Doug Dieken (WMIJ 105.7 FM, WTAM 1100 AM)	

DATE	RESULT	OPPONENT	ATT
9/3	L, 7-27	Jacksonville Jaguars	72,418
9/10	W, 24-7	at Cincinnati Bengals	64,006
9/17	W, 23-20	Pittsburgh Steelers	73,018
9/24	L, 10-36	at Oakland Raiders	45,702
10/1	L, 0-12	Baltimore Ravens	73,018
10/8	L, 21-29	at Arizona Cardinals	39,148
10/15	L, 10-44	at Denver Broncos	75,811
10/22	L, 0-22	at Pittsburgh Steelers	57,659
10/29	L, 3-12	Cincinnati Bengals	73,118
11/5	L, 3-24	New York Giants	72,718
11/12	W, 19-11	New England Patriots	72,618
11/19	L, 10-24	at Tennessee Titans	68,498
11/26	L, 7-44	at Baltimore Ravens	68,361
12/3	L, 0-48	at Jacksonville Jaguars	51,262
12/10	L, 24-35	Philadelphia Eagles	72,318
12/17	L, 0-24	Tennessee Titans	72,318

TEAM STATISTICS	BROWNS	OPPONENT
Total First Downs	176	343
Rushing	53	147
Passing	110	169
Penalty	13	27
3rd Down: Made/Att	58/210	98/227
3rd Down Pct.	27.6%	43.2%
4th Down: Made/Att	6/19	11/17
4th Down Pct.	31.6%	64.7%
Possession Avg.	23.38	36.22
Total Net Yards	3,530	5,643
Avg. Per Game	220.6	352.7
Total Plays	859	1,122
Avg. Per Play	4.1	5.0
Net Yards Rushing	1,085	2,505
Avg. Per Game	67.8	156.6
Total Rushes	336	594
Net Yards Passing	2,445	3,138
Avg. Per Game	152.8	196.1
Sacked/Yards Lost	40/283	42/270
Gross Yards	2,728	3,408
Att./Completions	483/278	486/262
Completion Pct.	57.6%	53.9%
Had Intercepted	19	12
Punts/Avg.	108/45.5	68/42.2
Net Punting Avg.	108/37.3	68/35.8
Penalties/Yards Lost	103/925	71/626
Fumbles/Ball Lost	21/9	27/13
Touchdowns	17	46
Rushing	7	26
Passing	9	18
Returns	1	2

SCORE BY PERIODS	1ST	2ND	3RD	4TH	OT	TOT					
Browns	51	45	32	33	0	—	161				
Opponents	46	176	115	82	0	—	419				
SCORING	RU	PA	ST	DF	PAT	2RU	2PA	FG	SAF	TP	
Dawson, Phil	0	0	0	0	17/17	0	0	0	14/17	0	59
Prentice, Travis	7	1	0	0	0	0	0	0	0	0	48
Edwards, Marc	0	2	0	0	0	0	0	0	0	0	12
Shea, Aaron	0	2	0	0	0	0	0	0	0	0	12
Campbell, Mark	0	1	0	0	0	0	0	0	0	0	6

PASSING	ATT	CMP	YDS	PCT	AV/AT
Couch, Tim	215	137	1,483	63.7	6.90
Pederson, Doug	210	117	1,047	55.7	4.99
Wynn, Spergon	54	22	167	40.7	3.09
Johnson, Kevin	3	1	23	33.3	7.67
Thompson, Kevin	1	1	8	100.0	8.00
Browns	483	278	2,728	57.6	5.65
Opponents	486	262	3,408	53.9	7.01

Chiaverini, Darrin	0	1	0	0	0	0	0	0	0	6
Dawson, JaJuan	0	1	0	0	0	0	0	0	0	6
Ellsworth, Percy	0	0	0	1	0	0	0	0	0	6
Patten, David	0	1	0	0	0	0	0	0	0	6
Browns	7	9	0	1	17/17	1	0	14/17	0	161
Opponents	26	18	0	2	44/44	1	0	31/34	2	419

SACKS: K. McKenzie 8.5, J. Miller 5.5, C. Brown 5.0, S. Colinet 3.5, D. McCutcheon 3.0, L. Jones 2.5, M. Spriggs 2.0, W. Rainer 2.0, R. Abdullah 2.0, T. Rogers 2.0, A. Miller 1.0, O. Roye 1.0, M. Thompson 1.0, M. Smith 1.0, M. Moore 1.0, D. Holland 1.0

Browns: 40.0, Opponents: 42.0

RUSHING	NO	YDS	AVG	LG	TD
Prentice, Travis	173	512	3.0	17	7
Rhett, Errict	71	258	3.6	42	0
White, Jamal	47	145	3.1	14	0
Pederson, Doug	18	68	3.8	15	0
Couch, Tim	12	45	3.8	31	0
Northcutt, Dennis	9	33	3.7	13	0
Wynn, Spergon	3	15	5.0	11	0
Edwards, Marc	2	9	4.5	6	0
Thompson, Kevin	1	0	0.0	0	0
Floyd, Chris	2	-1	-5.0	0	0
Browns	336	1,085	3.2	42	7
Opponents	594	2,505	4.2	36t	26

RECEIVING	NO	YDS	AVG	LG	TD
Johnson, Kevin	57	669	11.7	79	0
Northcutt, Dennis	39	422	10.8	37	0
Patten, David	38	546	14.4	65	1
Prentice, Travis	37	191	5.2	13	1
Shea, Aaron	30	302	10.1	37	2
Edwards, Marc	16	128	8.0	21t	2
Rhett, Errict	14	78	5.6	16	0
White, Jamal	13	100	7.7	25	0
Campbell, Mark	12	80	6.7	17	1
Dawson, JaJuan	9	97	10.8	26	1
Chiaverini, Darrin	8	68	8.5	18	1
Brown, Bobby	2	14	7.0	8	0
Saleh, Tarek	1	22	22.0	22	0
Floyd, Chris	1	21	21.0	21	0
Dunn, Damon	1	6	6.0	6	0
Jackson, Lenzie	1	5	5.0	5	0
Browns	278	2,728	9.8	79	9
Opponents	262	3,408	13.0	61	18

INTERCEPTIONS	NO	YDS	AVG	LG	TD
Fuller, Corey	3	0	0.0	0	0
Ellsworth, Percy	1	33	33.0	33t	1
McCutcheon, Daylon	1	20	20.0	20	0
Little, Earl	1	7	7.0	7	0
Rainer, Wall	1	5	5.0	5	0
Moore, Marty	1	3	3.0	3	0
Chapman, Lamar	1	0	0.0	0	0
Holland, Darius	1	0	0.0	0	0
Miller, Jamir	1	0	0.0	0	0
Sanders, Lewis	1	0	0.0	0	0
Browns	12	68	5.7	33t	1
Opponents	19	228	12.0	46t	2

PUNTING	NO	YDS	AVG	IN20	TB	LG	BLK
Gardocki, Chris	108	4,919	45.5	25	5	67	0
Browns	108	4,919	45.5	25	5	67	0
Opponents	68	2,868	42.2	18	7	69	0

PUNT RETURNS	NO	FC	YDS	AVG	LG	TD
Northcutt, Dennis	27	12	289	10.7	30	0
Barnes, Rashidi	1	0	0	0.0	0	0
Chapman, Lamar	1	2	5	5.0	5	0
Dunn, Damon	1	0	0	0.0	0	0
Browns	29	14	294	10.1	30	0
Opponents	69	10	793	11.5	54	0

KICKOFF RETURNS	NO	YDS	AVG	LG	TD
White, Jamal	43	935	21.7	40	0
Patten, David	22	469	21.3	62	0
Jackson, Lenzie	9	168	18.7	30	0
Saleh, Tarek	4	46	11.5	15	0
Campbell, Mark	3	30	10.0	13	0
Dunn, Damon	2	35	17.5	21	0
Little, Earl	2	20	10.0	12	0
Burnett, Chester	1	18	18.0	18	0
Edwards, Marc	1	24	24.0	24	0
Sanlilago, O.J.	1	13	13.0	13	0
Browns	85	1,710	20.1	62	0
Opponents	42	1,012	24.1	62	0

FIELD GOALS	1-19	20-29	30-39	40-49	50+	TOT
Dawson, Phil	3/3	4/4	5/5	2/5	0/0	14/17
Browns	3/3	4/4	5/5	2/5	0/0	14/17
Opponents	0/0	9/9	13/13	8/10	1/2	31/34

D	TD%	INT	INT%	LG	TKLD	RATING
7	3.3	9	4.2	79	10/78	77.3
2	1.0	8	3.8	67	17/116	56.6
0	0.0	1	1.9	32	13/89	41.2
0	0.0	1	33.3	23	0/0	22.2
0	0.0	0	0.0	8	0/0	100.0
9	1.9	19	3.9	79	40/283	63.4
8	3.7	12	2.5	61	43/276	78.3

2001 (7-9)

COACH: Butch Davis			
DIVISION FINISH: 3rd AFC Central			
2001 USUAL STARTING LINEUPS			
OFFENSE		DEFENSE	
WR 85	Kevin Johnson	LE 78	T. Rogers, 99 O. Roye
LT 72	R. Oben, 77 R. Verba	LT 94	Gerard Warren
LG 77	R. Verba, 60 S. O'Hara	RT 93	Mark Smith
C 64	Dave Wohlabaugh	99	Orpheus Roye
RG 66	Jeremy McKinney	RE 92	Courtney Brown
63	Brad Bedell	90	Keith McKenzie
RT 69	Roger Chanoine	WLB 57	Dwayne Rudd
TE 82	Rickey Dudley	MLB 58	Wali Rainer
87	O. J. Santiago	SLB 95	Jamir Miller
WR 81	Quincy Morgan	LCB 24	Corey Fuller
86	Dennis Northcutt	RCB 33	Dayton McCutcheon
OB 2	Tim Couch	SS 21	Earl Little
RB 29	J. Jackson, 30 J. White	FS 43	Percy Ellsworth
HB 44	M. Sellers, 80 A. Shea	23	Devin Bush
RADIO ANNOUNCERS:			
Jim Donovan, Doug Dieken (WJMI 105.7 FM, WTAM 1100 AM)			

DATE	RESULT	OPPONENT	ATT
9/9	L, 6-9	Seattle Seahawks	72,318
9/23	W, 24-14	Detroit Lions	73,168
9/30	W, 23-14	at Jacksonville Jaguars	57,875
10/7	W, 20-16	San Diego Chargers	73,018
10/14	L, 14-24	at Cincinnati Bengals	64,217
10/21	W, 24-14	Baltimore Ravens	72,818
11/4	L, 21-27 (OT)	at Chicago Bears	66,944
11/11	L, 12-15 (OT)	Pittsburgh Steelers	73,218
11/18	W, 27-17	at Baltimore Ravens	69,353
11/25	W, 18-0	Cincinnati Bengals	72,918
12/2	L, 15-31	Tennessee Titans	72,818
12/9	L, 16-27	at New England Patriots	60,292
12/16	L, 10-15	Jacksonville Jaguars	72,818
12/23	L, 7-30	at Green Bay Packers	59,824
12/30	W, 41-38	at Tennessee Titans	68,798
1/6	L, 7-28	at Pittsburgh Steelers	59,189

TEAM STATISTICS	BROWNS	OPPONENT
Total First Downs	238	295
Rushing	78	112
Passing	139	161
Penalty	21	22
3rd Down: Made/Att	68/210	88/235
3rd Down Pct.	32.4%	37.4%
4th Down: Made/Att	6/12	8/23
4th Down Pct.	50.0%	34.8%
Possession Avg.	28:16	31:44
Total Net Yards	4,152	5,297
Avg. Per Game	259.5	331.1
Total Plays	934	1,089
Avg. Per Play	4.4	4.9
Net Yards Rushing	1,351	2,208
Avg. Per Game	84.4	138.0
Total Rushes	417	494
Net Yards Passing	2,801	3,089
Avg. Per Game	175.1	193.1
Sacked/Yards Lost	51/353	43/288
Gross Yards	3,154	3,377
Att./Completions	466/279	552/309
Completion Pct.	59.9%	56.0%
Had Intercepted	21	33
Punts/Average	99/42.9	74/43.2
Net Punting Avg.	99/34.6	74/37.7
Penalties/Yards	94/825	103/779
Fumbles/Ball Lost	24/12	35/9
Touchdowns	31	35
Rushing	8	11
Passing	18	18
Returns	5	6

SCORE BY PERIODS	1ST	2ND	3RD	4TH	OT	TOT
Browns	77	83	51	74	0	285
Opponents	62	73	89	86	9	319

SCORING	RU	PA	ST	DF	PAT	2RU	2PA	FG	SAF	TP
Dawson, Phil	0	0	0	0	29/30	0	0	22/25	0	95
Johnson, Kevin	0	9	0	0	0	0	0	0	0	54
White, Jame	5	1	0	0	0	1	0	0	0	38
Jackson, James	2	0	0	0	0	0	0	0	0	12
Morgan, Quincy	0	2	0	0	0	0	0	0	0	12
Santiago, O.J.	0	2	0	0	0	0	0	0	0	12
Sellers, Mike	0	2	0	0	0	0	0	0	0	12
Brown, Bobby	0	0	1	0	0	0	0	0	0	6
Bush, Devin	0	0	1	0	0	0	0	0	0	6

PASSING	ATT	CMP	YDS	PCT	AV/AT	TD	TD%	INT	INT%	LG	TKLD	RATING
Couch, Tim	454	272	3,040	59.9	6.70	17	3.7	21	4.6	78	51/ 353	73.1
Holcomb, Kelly	46	7	114	58.3	9.50	1	8.3	0	0.0	25	0/0	118.1
Browns	122	279	3,154	59.9	6.77	18	3.9	21	4.5	78	51/353	74.3
Opponents	552	309	3,377	56.0	6.12	18	3.3	33	6.0	711	43/288	60.2

Dawson, JaJuan	0	1	0	0	0	0	0	0	0	6
Fuller, Corey	0	0	0	1	0	0	0	0	0	6
Gay, Ben	1	0	0	0	0	0	0	0	0	6
Henry, Anthony	0	0	0	1	0	0	0	0	0	6
McCutcheon, D.	0	0	0	1	0	0	0	0	0	6
O'Hara, Shawn	0	1	0	0	0	0	0	0	0	6
Roye, Orpheus	0	0	0	0	0	0	0	0	1	2
Browns	8	18	0	5	29/30	1	0	22/25	1	285
Opponents	11	18	2	4	30/32	0	2	25/34	0	319
SACKS: J.Miller 13.0, T.Rogers 6.0, G.Warren 5.0, C.Brown 4.5, G.Spies 4.0, K.McKenzie 3.0, M.Smith 2.0, D.McCutcheon 2.0, W.Rainer 1.0, E.Little 1.0, P.Ellsworth 1.0, D.Rudd 0.5 Browns: 43.0, Opponents: 51.0										

RUSHING	NO	YDS	AVG	LG	TD
Jackson, James	195	554	2.8	22	2
White, Jame	126	443	3.5	51	5
Gay, Ben	51	172	3.4	40	1
Couch, Tim	38	128	15.4	15	0
Morgan, Quincy	3	27	13.5	23	0
Northcutt, Dennis	3	26	8.7	12	0
Frost, Scott	1	1	1.0	1	0
Holcomb, Kelly	1	0	0.0	0	0
Browns	417	1,351	3.2	51	8
Opponents	494	2,208	4.5	54	11

RECEIVING	NO	YDS	AVG	LG	TD
Johnson, Kevin	84	1,097	13.1	55t	9
White, Jame	44	418	9.5	45	1
Morgan, Quincy	30	432	14.4	78	2
Dawson, JaJuan	22	281	12.8	44	1
Northcutt, Dennis	18	211	11.7	26	0
Santiago, O.J.	17	153	9.0	27	2
Shea, Aaron	14	86	6.1	12	0
King, Andre	11	149	13.5	48	0
Dudley, Rickey	9	115	12.8	27	0
Sellers, Mike	7	73	10.4	28	2
German, Jammi	7	65	9.3	18	0
Jackson, James	7	56	8.0	16	0
Gay, Ben	4	11	2.8	7	0
Moreland, Jake	3	15	5.0	6	0
O'Hara, Shawn	1	2	2.0	21	1
Couch, Tim	1	-10	-10.0	-10	0
Browns	279	3,154	11.3	78	18
Opponents	309	3,377	10.9	71t	18

INTERCEPTIONS	NO	YDS	AVG	LG	TD
Henry, Anthony	10*	177	17.7	97t	1
Little, Ear	5	33	6.6	15	0
McCutcheon, Dayton	4	62	15.5	32t	1
Fuller, Corey	3	82	27.3	49t	1
Jackson, Ray	3	52	17.3	52	0
Bush, Devin	2	62	31.0	43t	1
Boyer, Brant	2	12	6.0	8	0
Ellsworth, Percy	1	19	19.0	19	0
Miller, Jamir	1	0	0.0	0	0
Roye, Orpheus	1	0	0.0	0	0
Rudd, Dwayne	1	0	0.0	0	0
Browns	33	499	15.1	97t	4
Opponents	21	242	11.5	69t	3

PUNTING	NO	YDS	AVG	IN20	TB	LG	BLK
Gardocki, Chris	99	4,249	42.9	25	9	69	0
Browns	99	4,249	42.9	25	9	69	0
Opponents	74	3,198	43.2	28	8	68	0

PUNT RETURNS	NO	FC	YDS	AVG	LG	TD
Northcutt, Dennis	15	9	86	5.7	32	0
Johnson, Kevin	14	6	117	8.4	24	0
Chapman, Lamar	1	0	1	1.0	1	0
Jackson, Ray	1	0	43	43.0	43	0
Frost, Scott	0	1	0	0	0	0
Browns	31	16	247	8.0	43	0
Opponents	52	12	647	12.4	86	1

KICKOFF RETURNS	NO	YDS	AVG	LG	TD
Gay, Ben	23	513	22.3	42	0
King, Andre	14	279	19.9	27	0
White, Jame	9	189	21.0	31	0
Morgan, Quincy	7	175	25.0	51	0
Sellers, Mike	4	75	18.8	21	0
Santiago, O.J.	2	1	0.5	5	0
Akins, Chirs	1	0	0.0	0	0
Moreland, Jake	1	14	14.0	14	0
Northcutt, Dennis	1	26	26.0	26	0
Spies, Greg	1	13	13.0	13	0
Browns	62	1,285	20.7	51	0
Opponents	65	1,215	18.7	49	0

FIELD GOALS	1-19	20-29	30-39	40-49	50+	TOT
Dawson, Phil	0/0	10/10	8/9	4/6	0/0	22/25
Browns	0/0	10/10	8/9	4/6	0/0	22/25
Opponents	0/0	8/9	10/11	5/12	2/2	25/34

* Tied NFL Lead

2002 (9-7)

COACH: Butch Davis			
DIVISION FINISH: 2nd AFC North			
2002 USUAL STARTING LINEUPS			
OFFENSE		DEFENSE	
WR 85	Kevin Johnson	LE 96	Kenard Lang
LT 77	Ross Verba	LT 94	Gerard Warren
LG 79	Barry Stokes	RT 99	Orpheus Roye
C 64	Dave Wohlabaugh	RE 92	Courtney Brown
RG 60	Shaun O'Hara		78 Tyrone Rogers
RT 72	Ryan Tucker	WLB 57	Dwayne Rudd
TE 83	Mark Campbell	MLB 50	Earl Holmes
WR 81	Quincy Morgan	SLB 56	Darren Hambrick
QB 2	Tim Couch	LCB 25	Corey Fuller
RB 31	William Green	RCB 33	Daylon McCutcheon
30	Jamel White	SS 24	Robert Griffith
TE 82	S. Heiden, 80 A. Shea	FS 20	Earl Little
RADIO ANNOUNCERS:			
Jim Donovan, Doug Dieken (WMMs 100.7 FM, WTAM 1100 AM)			

DATE	RESULT	OPPONENT	ATT
9/8	L, 39-40	Kansas City Chiefs	72,938
9/15	W, 20-7	Cincinnati Bengals	73,358
9/22	W, 31-28 (OT)	at Tennessee Titans	68,804
9/29	L, 13-16 (OT)	at Pittsburgh Steelers	62,864
10/6	L, 21-26	Baltimore Ravens	73,688
10/13	L, 3-17	at Tampa Bay Buccaneers	65,625
10/20	W, 34-17	Houston Texans	73,248
10/27	W, 24-21	at New York Jets	78,502
11/3	L, 20-23	Pittsburgh Steelers	73,718
11/17	W, 27-20	at Cincinnati Bengals	64,060
11/24	W, 24-15	at New Orleans Saints	68,295
12/1	L, 6-13	Carolina Panthers	72,718
12/8	W, 21-20	at Jacksonville Jaguars	46,267
12/15	L, 23-28	Indianapolis Colts	73,098
12/22	W, 14-13	at Baltimore Ravens	69,348
12/29	W, 24-16	Atlanta Falcons	73,528

WILD CARD PLAYOFF

1/5	L, 33-36	at Pittsburgh Steelers	62,595
-----	----------	------------------------	--------

TEAM STATISTICS	BROWNS	OPPONENT
Total First Downs	279	291
Rushing	77	107
Passing	171	164
Penalty	31	20
3rd Down: Made/Att	90/222	91/226
3rd Down Pct.	40.4%	40.3%
4th Down: Made/Att	8/10	7/14
4th Down Pct.	80.0%	50.0%
Possession Avg.	29:45	30:15
Total Net Yards	5,027	5,348
Avg. Per Game	314.2	334.3
Total Plays	993	1,024
Avg. Per Play	5.1	5.2
Net Yards Rushing	1,615	2,079
Avg. Per Game	100.9	129.9
Total Rushes	406	483
Net Yards Passing	3,412	3,269
Avg. Per Game	213.3	204.3
Sacked/Yards Lost	35/253	28/172
Gross Yards	3,665	3,441
Att./Completions	552/338	513/299
Completion Pct.	61.2%	58.3%
Had Intercepted	22	17
Punts/Avg.	83/41.3	76/38.7
Net Punting Avg.	83/34.9	76/31.1
Penalties/Yards Lost	107/845	91/726
Fumbles/Ball Lost	18/9	32/12
Touchdowns	40	34
Rushing	10	12
Passing	27	20
Returns	3	2

SCORE BY PERIODS	1ST	2ND	3RD	4TH	OT	TOT
Browns	76	68	77	120	3	344
Opponents	65	95	65	92	3	320

SCORING	RU	PA	ST	DF	PAT	2RU	2PA	FG	SAF	TP
Dawson, Phil	0	0	0	0	34/35	0	0	22/28	0	100
Northcutt, Dennis	1	5	2	0	0	0	1	0	0	50
Morgan, Quincy	0	7	0	0	0	0	1	0	0	44

PASSING	ATT	CMP	YDS	PCT	AV/AT	TD	TD%	INT	INT%	LG	TKLD	RATNG
Couch, Tim	443	273	2,842	61.6	6.42	18	4.1	18	4.1	78t	30/213	76.8
Holcomb, Kelly	106	64	790	60.4	7.45	8	7.5	4	3.8	44t	5/40	92.9
Johnson, Kevin	2	1	33	50.0	16.50	1	50.0	0	0.0	33t	0/0	135.4
Jackson, Frisman	1	0	0	0.0	0.0	0	0.0	0	0.0	0	0/0	39.6
Browns	552	338	3,665	61.2	6.64	27	4.9	22	4.0	78t	35/253	80.5
Opponent	513	299	3,441	58.3	6.71	20	3.9	17	3.3	72t	28/172	77.8

Davis, Andre'	0	6	1	0	0	0	0	0	0	0	42
Green, William	6	0	0	0	0	0	0	0	0	0	36
Johnson, Kevin	0	4	0	0	0	0	0	0	0	0	24
Campbell, Mark	0	3	0	0	0	0	0	0	0	0	18
White, Jamel	3	0	0	0	0	0	0	0	0	0	18
Heiden, Steve	0	1	0	0	0	0	0	0	0	0	6
Sanders, Darnell	0	1	0	0	0	0	0	0	0	0	6
Browns	10	27	3	0	34/35	0	2	22/28	0	344	
Opponents	12	20	1	1	32/32	0	0	28/37	0	320	
SACKS: M.Word 8.0, K.Lang 5.5, B.Boyer 3.0, T.Rogers 3.0, G.Warren 2.0, C.Brown 2.0, D.Rudd 1.0, L.Sanders 1.0, M.Jameson 1.0, O.Roye 0.5 Browns: 28.0, Opponents: 35.0											

RUSHING	NO	YDS	AVG	LG	TD
Green, William	243	887	3.7	64t	6
White, Jamel	106	470	4.4	54	3
Northcutt, Dennis	8	104	13.0	36t	1
Couch, Tim	23	77	3.3	14	0
Jackson, James	12	54	4.5	18	0
Holcomb, Kelly	8	9	1.1	7	0
Davis, Andre'	3	7	2.3	9	0
Morgan, Quincy	3	7	2.3	11	0
Browns	406	1,615	4.0	64t	10
Opponent	483	2,079	4.3	75	12

RECEIVING	NO	YDS	AVG	LG	TD
Johnson, Kevin	67	703	10.5	30t	4
White, Jamel	63	452	7.2	33	0
Morgan, Quincy	56	964	17.2	78t	7
Northcutt, Dennis	38	601	15.8	43t	5
Davis, Andre'	37	420	11.4	31	6
Campbell, Mark	25	179	7.2	26	3
Heiden, Steve	17	105	6.2	12	1
Green, William	16	113	7.1	18	0
Shea, Aaron	7	49	7.0	18	0
King, Andre	5	41	8.2	13	0
Sanders, Darnell	3	23	7.7	14t	1
Jackson, James	3	9	3.0	5	0
Jackson, Frisman	1	6	6.0	6	0
Browns	338	3,665	10.8	78t	27
Opponent	299	3,441	11.5	72t	20

INTERCEPTIONS	NO	YDS	AVG	LG	TD
Little, Earl	4	17	4.3	7	0
Griffith, Robert	3	0	0.0	0	0
Henry, Anthony	2	4	2.0	4	0
Lang, Kenard	1	71	71.0	71	0
Sanders, Lewis	1	25	25.0	25	0
McCutcheon, Daylon	1	24	24.0	24	0
Hambrick, Darren	1	6	6.0	6	0
Boyer, Brant	1	1	1.0	1	0
Davis, Andra	1	0	0.0	0	0
Fuller, Corey	1	0	0.0	0	0
Jameson, Michael	1	0	0.0	0	0
Browns	17	148	8.7	71	0
Opponent	22	292	13.3	59	1

PUNTING	NO	YDS	AVG	IN20	TB	LG	BLK
Gardocki, Chris	81	3,388	41.8	27	6	59	0
Dawson, Phil	2	36	18.0	2	0	20	0
Browns	83	3,424	41.3	29	6	59	0
Opponent	76	2,938	38.7	22	7	62	1

PUNT RETURNS	NO	FC	YDS	AVG	LG	TD
Northcutt, Dennis	25	10	367	14.7	87t	2
Davis, Andre'	7	4	33	4.7	15	0
King, Andre	1	0	15	15.0	15	0
Sanders, Lewis	0	0	19	0.0	19	0
Browns	33	14	434	13.2	87t	2
Opponent	42	12	408	9.7	63t	1

KICKOFF RETURNS	NO	YDS	AVG	LG	TD
Davis, Andre'	50	1,068	21.4	95t	1
King, Andre	8	155	19.4	27	0
Jackson, Frisman	3	58	19.3	26	0
Campbell, Mark	2	21	10.5	14	0
White, Jamel	2	21	10.5	11	0
Jackson, James	1	13	13.0	13	0
Browns	66	1,336	20.2	95t	1
Opponent	67	1,366	20.4	82	0

FIELD GOALS	1-19	20-29	30-39	40-49	50+	TOT
Dawson, Phil	0/0	9/10	6/8	5/7	2/3	22/28
Opponent	1/1	7/10	10/12	10/14	0/0	28/37

2003 (5-11)

COACH: Butch Davis			
DIVISION FINISH: 4th AFC North			
2003 USUAL STARTING LINEUPS			
OFFENSE		DEFENSE	
WR 87	Andre' Davis	LE 92	Courtney Brown
85	Kevin Johnson	LT 94	Gerard Warren
LT 79	Barry Stokes	RT 99	Orpheus Roye
LG 60	Shaun O'Hara	RE 96	Kenard Lang
C 50	Jeff Faine	WLB 58	Ben Taylor
67	Melvin Fowler	52	Brant Boyer
RG 66	Paul Zukauskas	MLB 54	Andra Davis
RT 72	Ryan Tucker	SLB 59	Kevin Bentley
WR 86	Dennis Northcutt	LCB 25	Anthony Henry
WR 81	Quincy Morgan	RCB 33	Daylon McCutcheon
QB 2	Tim Couch	SS 24	Robert Griffith
10	Kelly Holcomb	FS 20	Earl Little
RB 31	William Green		
29	James Jackson		
TE 82	Steve Heiden		
89	Darnell Sanders		
RADIO ANNOUNCERS:			
Jim Donovan, Doug Dieken (WMMS 100.7 FM, WTAM 1100 AM)			

DATE	RESULT	OPPONENT	ATT
9/7	L, 6-9	Indianapolis Colts	73,358
9/14	L, 13-33	at Baltimore Ravens	69,473
9/21	W, 13-12	at San Francisco 49ers	67,412
9/28	L, 14-21	Cincinnati Bengals	73,428
10/5	W, 33-13	at Pittsburgh Steelers	64,595
10/12	W, 13-7	Oakland Raiders	73,318
10/19	L, 20-26	San Diego Chargers	73,238
10/26	L, 3-9	at New England Patriots	68,436
11/9	L, 20-41	at Kansas City Chiefs	78,560
11/16	W, 44-6	Arizona Cardinals	72,908
11/23	L, 6-13	Pittsburgh Steelers	73,658
11/30	L, 7-34	at Seattle Seahawks	64,680
12/8	L, 20-26	St. Louis Rams	73,108
12/14	L, 20-23 (OT)	at Denver Broncos	75,358
12/21	L, 0-35	Baltimore Ravens	72,548
12/28	W, 22-14	at Cincinnati Bengals	65,362

TEAM STATISTICS	BROWNS	OPPONENT
Total First Downs	276	283
Rushing	91	100
Passing	153	160
Penalty	32	23
3rd Down: Made/Att	74/202	87/222
3rd Down Pct.	36.6%	39.2%
4th Down: Made/Att	6/18	8/13
4th Down Pct.	33.3%	61.5%
Possession Avg.	29.21	30.39
Total Net Yards	4,504	4,959
Avg. Per Game	281.5	309.9
Total Plays	961	994
Avg. Per Play	4.7	5.0
Net Yards Rushing	1,670	2,113
Avg. Per Game	104.4	132.1
Total Rushes	412	457
Net Yards Passing	2,834	2,846
Avg. Per Game	177.1	177.9
Sacked/Yards Lost	40/282	35/203
Gross Yards	3,116	3,049
Att./Completions	509/313	502/297
Completion Pct.	61.5%	59.2%
Had Intercepted	18	15
Punts/Avg.	73/41.8	76/41.4
Net Punting Avg.	73/34.7	76/35.3
Penalties/Yards Lost	98/767	141/1,095
Fumbles/Ball Lost	32/15	24/7
Touchdowns	27	31
Rushing	8	14
Passing	17	13
Returns	2	4

SCORE BY PERIODS	1ST	2ND	3RD	4TH	OT	TOT				
Browns	46	79	50	79	0	254				
Opponents	74	102	59	84	3	322				
SCORING	RU	PA	ST	DF	PAT	2RU	2PA	FG	SAF	TP
Dawson, Phil	0	0	0	0	20/21	0	0	18/21	0	74
Davis, Andre	0	5	0	0	0	0	0	0	0	30
Conway, Brett	0	0	0	0	3/3	0	0	5/7	0	18
Jackson, James	3	0	0	0	0	0	0	0	0	18
Morgan, Quincy	0	3	0	0	0	0	0	0	0	18
Heinrich, Keith	0	2	0	0	0	0	0	0	0	12
Johnson, Kevin	0	2	0	0	0	0	0	0	0	12

PASSING	ATT	CMP	YDS	PCT	AV/AT
Holcomb, Kelly	302	193	1,797	63.9	5.95
Couch, Tim	203	120	1,319	59.1	6.50
Boyer, Brant	1	0	0	0.0	0.00
Jackson, Frisman	1	0	0	0.0	0.00
Johnson, Kevin	1	0	0	0.0	0.00
Northcutt, Dennis	1	0	0	0.0	0.00
Browns	509	313	3,116	61.5	6.12
Opponent	502	297	3,049	59.2	6.07

Northcutt, Dennis	0	2	0	0	0	0	0	0	12
Suggs, Lee	2	0	0	0	0	0	0	0	12
White, Jamal	1	1	0	0	0	0	0	0	12
Bower, R.J.	0	1	0	0	0	0	0	0	6
Couch, Tim	1	0	0	0	0	0	0	0	6
Green, William	1	0	0	0	0	0	0	0	6
King, Andre	0	0	1	0	0	0	0	0	6
McCutcheon, D.	0	0	0	1	0	0	0	0	6
Sanders, Darnell	0	1	0	0	0	0	0	0	6
Browns	8	17	1	1	23/24	0	0	23/28	0 254
Opponents	14	13	0	4	31/31	0	0	35/43	0 322
SACKS: K.Lang 8.0, C.Brown 6.0, G.Warren 5.5, A.Davis 5.0, M.Word 4.0, M.Myers 3.0, O.Royce 1.5, T.Rogers 1.0 Browns: 35.0, Opponents: 40.0									

RUSHING	NO	YDS	AVG	LG	TD
Green, William	142	559	3.9	26	1
Jackson, James	102	382	3.7	18	3
Suggs, Lee	56	289	5.2	78	2
White, Jamal	70	266	3.8	23	1
Northcutt, Dennis	12	83	6.9	23	0
Couch, Tim	11	39	3.5	17	1
Davis, Andre'	5	28	5.6	7	0
Dawson, Phil	1	14	14.0	14	0
Boyer, Brant	1	7	7.0	7	0
Holcomb, Kelly	8	0.9	7.0	0.9	6
Faine, Jeff	1	0	0.0	0	0
Morgan, Quincy	3	-4	-1.3	2	0
Browns	412	1,670	4.1	78	8
Opponent	457	2,113	4.6	82	14

RECEIVING	NO	YDS	AVG	LG	TD
Northcutt, Dennis	62	729	11.8	44	2
White, Jamal	46	303	6.6	22	1
Johnson, Kevin	41	381	9.3	41	2
Davis, Andre'	40	576	14.4	49	5
Morgan, Quincy	38	516	13.6	71	3
Heiden, Steve	18	134	7.4	17	0
Sanders, Darnell	15	95	6.3	12	1
Jackson, James	14	114	8.1	18	0
Green, William	10	50	5.0	12	0
King, Andre	9	88	9.8	28	0
Heinrich, Keith	8	64	8.0	17	2
Mustard, Chad	4	29	7.3	12	0
Jackson, Frisman	2	29	14.5	19	0
Shea, Aaron	2	9	4.5	7	0
Suggs, Lee	2	0	0.0	1	0
Bowers, R.J.	1	2	2.0	2	1
Couch, Tim	1	-3	-3.0	-3	0
Browns	313	3,116	10.0	71	17
Opponent	297	3,049	10.3	55	13

INTERCEPTIONS	NO	YDS	AVG	LG	TD
Little, Earl	6	41	6.8	21	0
Griffith, Robert	2	3	1.5	3	0
McCutcheon, Daylon	1	75	75.0	75	1
Bentley, Kevin	1	25	25.0	25	0
Henry, Anthony	1	19	19.0	19	0
Boyer, Brant	1	4	4.0	4	0
Bodden, Leigh	1	1	1.0	1	0
Lang, Kenard	1	0	0.0	0	0
Taylor, Ben	1	0	0.0	0	0
Browns	15	168	11.2	75	1
Opponent	18	391	21.7	54	4

PUNTING	NO	YDS	AVG	IN20	TB	LG	BLK
Gardocki, Chris	72	3,019	41.9	18	10	60	0
Dawson, Phil	1	29	29.0	1	0	29	0
Browns	73	3,048	41.8	19	10	60	0
Opponent	76	3,146	41.4	18	8	59	1

PUNT RETURNS	NO	YDS	AVG	LG	TD
Northcutt, Dennis	36	295	8.2	38	0
Davis, Andre'	1	7	7.0	7	0
Browns	37	302	8.2	38	0
Opponent	33	316	9.6	49	0

KICKOFF RETURNS	NO	YDS	AVG	LG	TD
Davis, Andre'	38	803	21.1	69	0
Suggs, Lee	14	318	22.7	42	0
King, Andre	9	172	19.7	30	0
Maddox, Nick	2	58	19.3	26	0
Morgan, Quincy	3	67	33.5	27	0
White, Jamal	2	2	1.0	2	0
Jackson, James	1	68	68.0	39	0
Stokes, Barry	1	7	7.0	7	0
Mustard, Chad	1	6	6.0	6	0
Browns	71	1,501	21.1	69	0
Opponent	60	1,231	20.5	77	0

FIELD GOALS	1-19	20-29	30-39	40-49	50+	TOT
Dawson, Phil	2/2	7/7	4/5	3/5	2/2	18/21
Conway, Brett	1/1	0/0	1/3	3/3	0/0	5/7
Browns	3/3	7/7	5/8	6/8	2/2	23/28
Opponent	0/0	13/13	9/10	10/16	3/4	35/43

PASSING	ATT	CMP	YDS	PCT	AV/AT	TD	TD%	INT	INT%	LG	TKLD	RATING
Holcomb, Kelly	302	193	1,797	63.9	5.95	10	3.3	12	4.0	68	21/166	74.6
Couch, Tim	203	120	1,319	59.1	6.50	7	3.4	6	3.0	71	19/116	77.6
Boyer, Brant	1	0	0	0.0	0.00	0	0.0	0	0.0	0	0/0	39.6
Jackson, Frisman	1	0	0	0.0	0.00	0	0.0	0	0.0	0	0/0	39.6
Johnson, Kevin	1	0	0	0.0	0.00	0	0.0	0	0.0	0	0/0	39.6
Northcutt, Dennis	1	0	0	0.0	0.00	0	0.0	0	0.0	0	0/0	39.6
Browns	509	313	3,116	61.5	6.12	17	3.3	18	3.5	71	40/282	75.2
Opponent	502	297	3,049	59.2	6.07	13	2.6	15	3.0	55	35/203	72.9

2004 (4-12)

COACH: Butch Davis (first 11 games)/Terry Robiskie (final 5 games)			
DIVISION FINISH: 4th AFC North			
2004 USUAL STARTING LINEUPS			
OFFENSE		DEFENSE	
WR 81	Antonio Bryant	LDE 98	Ebenezer Ekuban
LT 77	Ross Verba	LDT 61	Gerard Warren
LG 70	Enoch DeMar	RDT 99	Orpheus Roye
C 50	Jeff Faine	RDE 96	Kenard Lang
RG 63	Kelvin Garmon	WLB 57	Warrick Holdman
RT 73	Joaquin Gonzalez	MLB 54	Andra Davis
72	Ryan Tucker	SLB 51	Chaun Thompson
TE 82	Steve Heiden	LCB 37	Anthony Henry
WR 86	Dennis Northcutt	RCB 33	Daylon McCutcheon
QB 5	Jeff Garcia	SS 24	Robert Griffith
FB 42	Terrelle Smith	FS 20	Earl Little
RB 31	William Green		
44	Lee Suggs		
RADIO ANNOUNCERS:			
Jim Donovan, Doug Dieken (WMMS 100.7 FM, WTAM 1100 AM)			

DATE	RESULT	OPPONENT	ATT
9/12	W, 20-13	Baltimore Ravens	73,068
9/19	L, 12-19	at Dallas Cowboys	63,119
9/26	L, 10-27	at New York Giants	78,521
10/3	W, 17-13	Washington Redskins	73,348
10/10	L, 23-34	at Pittsburgh Steelers	63,609
10/17	W, 34-17	Cincinnati Bengals	73,263
10/24	L, 31-34 (OT)	Philadelphia Eagles	73,394
11/7	L, 13-27	at Baltimore Ravens	69,781
11/14	L, 10-24	Pittsburgh Steelers	73,703
11/21	L, 7-10	New York Jets	72,547
11/28	L, 48-58	at Cincinnati Bengals	65,677
12/5	L, 15-42	New England Patriots	73,028
12/12	L, 7-37	at Buffalo Bills	72,330
12/19	L, 0-21	San Diego Chargers	72,489
12/26	L, 7-10	at Miami Dolphins	73,169
1/2	W, 22-14	at Houston Texans	70,724

TEAM STATISTICS		BROWNS		OPPONENT							
Total First Downs		245		307							
Rushing		94		141							
Passing		125		144							
Penalty		26		22							
3rd Down: Made/Att		59/203		78/216							
3rd Down Pct.		29.1%		36.1%							
4th Down: Made/Att		7/16		7/16							
4th Down Pct.		43.8%		43.8%							
Possession Avg.		28:03		31:57							
Total Net Yards		4,481		5,215							
Avg. Per Game		280.1		325.9							
Total Plays		921		1,024							
Avg. Per Play		4.9		5.1							
Net Yards Rushing		1,657		2,314							
Avg. Per Game		103.6		144.6							
Total Rushes		441		532							
Net Yards Passing		2,824		2,901							
Avg. Per Game		176.5		181.3							
Sacked/Yards Lost		41/252		32/190							
Gross Yards		3,076		3,091							
Att./Completions		439/251		460/277							
Completion Pct.		57.2%		60.2%							
Had Intercepted		21		15							
Punts/Average		85/40.0		85/41.6							
Net Punting Avg.		85/35.4		85/33.9							
Penalties/Yards		115/854		109/890							
Fumbles/Ball Lost		32/19		20/13							
Touchdowns		29		45							
Rushing		6		22							
Passing		21		17							
Returns		2		6							
SCORE BY PERIODS		1ST	2ND	3RD	4TH	OT	TOT				
Browns		67	62	55	92	0	—	276			
Opponents		107	107	72	101	3	—	390			
SCORING		RU	PA	ST	DF	PAT	2RU	2PA	FG	SAF	TP
Dawson, Phil		0	0	0	0	28/28	0	0	24/29	0	100
Heiden, Steve		0	5	0	0	0	0	0	0	0	32
Bryant, Antonio		0	4	0	0	0	0	0	0	0	24
Shea, Aaron		0	4	0	0	0	0	0	0	0	24
Morgan, Quincy		0	3	0	0	0	0	0	0	0	18
Suggs, Lee		2	1	0	0	0	0	0	0	0	18

PASSING	ATT	CMP	YDS	PCT	AV/AT
Garcia, Jeff	252	144	1,731	57.1	6.87
McCown, Luke	98	48	608	49.0	6.20
Holcomb, Kelly	87	59	737	67.8	8.47
Echemandu, Adam	1	0	0	0.0	0.00
Jackson, Frisman	1	0	0	0.0	0.00
Browns	439	251	3,076	57.2	7.01
Opponents	460	277	3,091	60.2	6.72

Davis, Andre'	0	2	0	0	0	0	0	0	0	12
Garcia, Jeff	2	0	0	0	0	0	0	0	0	12
Green, William	2	0	0	0	0	0	0	0	0	12
Northcutt, Dennis	0	2	0	0	0	0	0	0	0	12
Alston, Richard	0	0	1	0	0	0	0	0	0	6
Crocker, Chris	0	0	1	0	0	0	0	0	0	6
Browns	6	21	2	0	28/28	0	0	24/29	0	276
Opponents	22	17	6	0	44/44	0	0	24/28	1	390

SACKS: E.Ekuban 8.0, K.Lang 7.0, G.Warren 4.0, A.McKinley 3.0, C.Thompson 2.5, C.Crocker 2.0, T.Rogers 1.5, O.Roye 1.0, M.Myers 1.0, R.Griffith 1.0, W.Holdman 0.5, A.Davis 0.5 Browns: 32.0, Opponents: 41.0

RUSHING	NO	YDS	AVG	LG	TD
Suggs, Lee	199	744	3.7	39	2
Green, William	163	585	3.6	46	2
Garcia, Jeff	35	169	4.8	21	2
Jackson, James	12	81	6.8	38	0
Echemandu, Adam	8	25	3.1	6	0
McCown, Luke	6	25	4.2	11	0
Northcutt, Dennis	8	19	2.4	8	0
Smith, Terelle	4	9	2.3	4	0
Jackson, Frisman	1	4	1.0	4	0
Frost, Derrick	1	1	1.0	1	0
Holcomb, Kelly	3	-2	-7	0	0
Davis, Andre'	1	-3	-3.0	-3	0
Browns	441	1,657	3.8	46	6
Opponents	532	2,314	4.3	52	22

RECEIVING	NO	YDS	AVG	LG	TD
Bryant, Antonio	42	546	13.0	55t	4
Northcutt, Dennis	55	806	14.7	58t	2
Heiden, Steve	28	287	10.3	30	5
Shea, Aaron	26	252	9.7	35	4
Suggs, Lee	20	178	8.9	59t	1
Davis, Andre'	16	416	26.0	99t	2
Green, William	14	84	6.0	17	0
Jackson, Frisman	13	168	12.9	24	0
Morgan, Quincy	9	144	16.0	46t	3
Smith, Terelle	7	39	5.6	16	0
Jackson, James	6	22	3.7	13	0
Winslow, Kellen	5	50	10.0	21	0
King, Andre	5	49	9.8	16	0
Echemandu, Adam	3	25	8.3	19	0
Mustard, Chad	1	9	9.0	9	0
Heinrich, Keith	1	1	1.0	1	0
Browns	251	3,076	12.3	99t	21
Opponents	277	3,091	11.2	72t	17

INTERCEPTIONS	NO	YDS	AVG	LG	TD
Henry, Anthony	4	83	20.8	51	0
Davis, Andre'	3	35	11.7	30	0
Sanders, Lewis	2	36	18.0	24	0
McCutcheon, Daylon	2	0	0.0	2	0
Gardner, Barry	1	30	30.0	30	0
Little, Earl	1	28	28.0	28	0
Crocker, Chris	1	20	20.0	20t	1
Griffith, Robert	1	18	18.0	18	0
Browns	15	250	16.7	51	1
Opponents	21	232	11.0	106t	2

PUNTING	NO	YDS	AVG	IN20	TB	LG	BLK
Frost, Derrick	85	3,404	40.0	35.4	4	24	54
Browns	85	3,404	40.0	35.4	4	24	54
Opponents	85	3,537	41.6	33.9	11	21	62

PUNT RETURNS	NO	FC	YDS	AVG	LG	TD
Northcutt, Dennis	36	12	432	12.0	44	0
Browns	36	12	432	12.0	44	0
Opponents	48	10	313	6.5	49	0

KICKOFF RETURNS	NO	YDS	AVG	LG	TD
Alston, Richard	46	1,016	22.1	93t	1
Brown, Dee	13	243	18.7	30	0
King, Andre	5	95	19.0	24	0
Jackson, Frisman	4	70	17.5	22	0
Jackson, James	2	39	19.5	23	0
Mustard, Chad	2	13	6.5	9	0
Shea, Aaron	2	19	9.5	13	0
Sanders, Lewis	1	9	9.0	10	0
Browns	75	1,504	20.1	93t	1
Opponents	59	1,336	22.6	93t	1

FIELD GOALS	1-19	20-29	30-39	40-49	50+	TOT
Dawson, Phil	0/0	11/11	6/8	6/9	1/1	24/29
Browns	0/0	11/11	6/8	6/9	1/1	24/29
Opponents	0/0	7/8	9/9	6/9	2/2	24/28

2005 (6-10)

COACH: Romeo Crennel	
DIVISION FINISH: 4th AFC North	
2005 USUAL STARTING LINEUPS	
OFFENSE	DEFENSE
WR 81 Antonio Bryant	LDE 97 Alvin McKinley
LT 70 L.J. Shelton	NT 95 Jason Fisk
LG 63 Joe Andruzzi	RDE 99 Orphus Roye
C 50 Jeff Faine	LLB 55 Matt Stewart
RG 60 Cosey Coleman	MLB 54 Andrea Davis
RT 72 Ryan Tucker	WLB 58 Ben Taylor
TE 82 Steve Heiden	RLB 51 Chaun Thompson
WR 86 Dennis Northcutt	LCB 24 Gary Baxter
QB 8 Trent Dillfer	28 Leigh Bodden
9 Charlie Frye	RCB 33 Daylon McCutcheon
FB 42 Terrelle Smith	SS 25 Chris Crocker
RB 34 Reuben Droughns	FS 27 Brian Russell
RADIO ANNOUNCERS:	
Jim Donovan, Doug Dieken (WMMS 100.7 FM, WTAM 1100 AM)	

DATE	RESULT	OPPONENT	ATT
9/11	L, 13-27	Cincinnati Bengals	73,013
9/18	W, 26-24	at Green Bay Packers	70,400
9/25	L, 6-13	at Indianapolis Colts	57,127
10/9	W, 20-10	Chicago Bears	73,079
10/16	L, 3-16	at Baltimore Ravens	70,196
10/23	L, 10-13	Detroit Lions	72,923
10/30	L, 16-19	at Houston Texans	70,064
11/6	W, 20-14	Tennessee Titans	72,594
11/13	L, 21-34	at Pittsburgh Steelers	63,491
11/20	W, 22-0	Miami Dolphins	72,773
11/27	L, 12-24	at Minnesota Vikings	63,814
12/4	L, 14-20	Jacksonville Jaguars	70,941
12/11	L, 20-23	at Cincinnati Bengals	65,788
12/18	W, 9-7	at Oakland Raiders	41,862
12/24	L, 0-41	Pittsburgh Steelers	73,136
1/6	W, 20-16	Baltimore Ravens	69,871

TEAM STATISTICS	BROWNS	OPPONENT
Total First Downs	241	292
Rushing	76	116
Passing	149	161
Penalty	16	15
3rd Down: Made/Att	67/203	87/215
4th Down: Made/Att.	7/18	8/18
Possession Avg.	28.00	32.00
Total Net Yards	4,550	5,069
Avg. Per Game	284.3	316.8
Total Plays	938	1,021
Avg. Per Play	4.9	5.0
Net Yards Rushing	1,503	2,202
Avg. Per Game	93.9	137.6
Total Rushes	395	527
Net Yards Passing	3,047	2,867
Avg. Per Game	190.4	179.2
Sacked/Yards Lost	46/276	23/142
Gross Yards	3,323	3,009
Att./Completions	498/297	471/279
Had Intercepted	17	15
Punts/Average	80/40.4	72/42.5
Net Punting Avg.	80/33.8	72/35.1
Penalties/Yards	99/770	97/716
Fumbles/Ball Lost	27/13	21/8
Touchdowns	22	31

SCORE BY PERIODS	1ST	2ND	3RD	4TH	OT	TOT
Browns	56	65	52	59	0	— 232
Opponents	58	102	81	60	0	— 301

SCORING	RU	PA	ST	DF	PAT	2RU	2PA	FG	SAF	TP
Dawson, Phil	0	0	0	0	19/21	0	0	27/29	0	100
Bryant, Antonio	0	4	0	0	0/0	0	0	0/0	0	24
Edwards, Braylon	0	3	0	0	0/0	0	0	0/0	0	18
Heiden, Steve	0	3	0	0	0/0	0	0	0/0	0	18
Northcutt, Dennis	0	2	1	0	0/0	0	0	0/0	0	18
Droughns, Reuben	2	0	0	0	0/0	0	0	0/0	0	12
Bodden, Leigh	0	0	1	0	0/0	0	0	0/0	0	6
Cribbs, Joshua	0	0	1	0	0/0	0	0	0/0	0	6

PASSING	ATT	CMP	YDS	PCT	AV/AT
Dillfer, Trent	333	199	2,321	59.8	6.97
Frye, Charlie	164	98	1,002	59.4	6.07
Jackson, Frisman	0	0	0	0	0
Browns	498	297	3,323	59.6	6.67
Opponents	471	279	3,009	59.2	6.39

Frye, Charlie	1	0	0	0	0/0	0	0	0/0	0	6
Jackson, Frisman	0	1	0	0	0/0	0	0	0/0	0	6
Shea, Aaron	0	1	0	0	0/0	0	0	0/0	0	6
Smith, Terrelle	0	1	0	0	0/0	0	0	0/0	0	6
Wright, Jason	1	0	0	0	0/0	0	0	0/0	0	6
Browns	4	15	3	0	19/21	0	0	27/29	0	232
Opponents	11	19	1	0	31/31	0	0	28/35	0	301

SACKS: A.McKinley 5.0, C.Thompson 5.0, O.Royce 3.0, A.Davis 2.0, C.Crocker 2.0, K.Lang 2.0, N.Eason 2.0, E.Kelley 1.0, B.Pool 1.0 Browns: 23.0, Opponents: 46.0

RUSHING	NO	YDS	AVG	LG	TD
Droughns, Reuben	309	1,232	4.0	75t	2
Green, William	20	78	3.9	17	0
Frye, Charlie	18	60	3.3	16	1
Dillfer, Trent	20	46	2.3	12	0
Northcutt, Dennis	2	33	16.5	31	0
Wright, Jason	11	27	2.5	6t	1
Suggs, Lee	8	15	1.9	7	0
Smith, Terrelle	6	9	1.5	4	0
Bryant, Antonio	1	3	3.0	3	0
Browns	395	1,503	3.8	75t	4
Opponents	527	2,202	4.2	80t	11

RECEIVING	NO	YDS	AVG	LG	TD
Bryant, Antonio	69	1,009	14.6	54	4
Heiden, Steve	43	401	9.3	62t	3
Northcutt, Dennis	42	441	10.5	58t	2
Droughns, Reuben	39	369	9.5	51	0
Edwards, Braylon	32	512	16.0	80t	3
Jackson, Frisman	24	287	12.0	68t	1
Shea, Aaron	18	153	8.5	27	1
Smith, Terrelle	12	58	4.8	9	1
Suggs, Lee	6	26	4.3	8	0
Green, William	5	30	6.0	14	0
Wright, Jason	3	15	5.0	15	0
Irons, Paul	2	16	8.0	14	0
Cribbs, Joshua	1	7	7.0	7	0
Faine, Jeff	1	-1	-1.0	-1	0
Browns	297	3,323	11.2	80t	15
Opponents	279	3,009	10.8	51t	19

INTERCEPTIONS	NO	YDS	AVG	LG	TD
Russell, Brian	3	50	16.7	37	0
Bodden, Leigh	3	6	2.0	6	0
Crocker, Chris	2	35	17.5	24	0
McCutcheon, Daylon	2	14	7.0	14	0
Baxter, Gary	2	10	5.0	10	0
Davis, Andre'	1	14	14.0	14	0
Pool, Brodney	1	1	1.0	1	0
Stewart, Matt	1	0	0.0	0	0
Browns	15	130	8.7	37	0
Opponents	17	215	12.6	72	0

PUNTING	NO	YDS	AVG	IN20	TB	LG	BLK
Richardson, Kyle	78	3,181	40.8	34.0	9	61	0
Dawson, Phil	2	53	26.5	26.5	0	31	0
Browns	80	3,234	40.4	33.8	9	61	0
Opponents	72	3,058	42.5	35.1	8	60	0

PUNT RETURNS	NO	FC	YDS	AVG	LG	TD
Northcutt, Dennis	35	13	368	10.5	62t	1
Cribbs, Joshua	1	0	5	5.0	5	0
Jones, Sean	1	0	0	0.0	0	0
Browns	37	13	373	10.1	62t	1
Opponents	36	9	347	9.6	51	0

KICKOFF RETURNS	NO	YDS	AVG	LG	TD
Cribbs, Joshua	45	1,094	24.3	90t	1
Droughns, Reuben	5	119	23.8	35	0
Green, William	5	79	15.8	22	0
Perkins, Antonio	3	82	27.3	35	0
McIntyre, Carey	3	47	15.7	17	0
Shea, Aaron	3	29	9.7	13	0
Smith, Terrelle	2	24	12.0	13	0
Wright, Jason	1	17	17.0	17	0
Jackson, Frisman	1	15	15.0	15	0
Browns	68	1,506	22.1	90t	1
Opponents	56	1,182	21.1	63	0

FIELD GOALS	1-19	20-29	30-39	40-49	50+	TOT
Dawson, Phil	2/2	11/11	9/11	5/5	0/0	27/29
Browns	2/2	11/11	9/11	5/5	0/0	27/29
Opponents	0/0	10/10	11/12	6/10	1/3	28/35

PASSING	TD	TD%	INT	INT%	LG	TKLD	RATING
Dillfer, Trent	11	3.3	12	3.6	80t	23/139	76.9
Frye, Charlie	4	2.4	5	3.6	45	22/135	72.8
Jackson, Frisman	0	0	0	0	0	1/2	0
Browns	15	3.0	17	3.6	80t	46/276	75.4
Opponents	19	4.0	15	3.2	51t	23/142	78.2

2006 (4-12)

COACH: Romeo Crennel			
DIVISION FINISH: 4th AFC North			
2006 USUAL STARTING LINEUPS			
OFFENSE		DEFENSE	
WR 84	Joe Jurevicius	LDE 99	Orpheus Roye
LT 77	Kevin Shaffer	NT 92	Ted Washington
LG 63	Joe Andruzzi	RDE 97	Alvin McKinley
C 66	Hank Fraley	LLB 55	Willie McGinest
RG 60	Cosey Coleman	MLB 54	Andra Davis
RT 72	Ryan Tucker	WLB 58	D'Owett Jackson
TE 80	Kellen Winslow	RLB 95	Kameron Wimbley
WR 17	Braylon Edwards	LCB 28	Leigh Bodden
QB 9	Charlie Frye	RCB 39	Daven Holly
FB 42	Terrelle Smith	SS 26	Sean Jones
RB 34	Reuben Droughns	FS 27	Brian Russell
RADIO ANNOUNCERS:			
Jim Donovan, Doug Dieken (WMMS 100.7 FM, WTAM 1100 AM)			

DATE	RESULT	OPPONENT	ATT
9/10	L, 14-19	New Orleans Saints	72,915
9/17	L, 17-34	at Cincinnati Bengals	66,072
9/24	L, 14-15	Baltimore Ravens	72,474
10/1	W, 24-21	at Oakland Raiders	61,426
10/8	L, 12-20	at Carolina Panthers	73,520
10/22	L, 7-17	Denver Broncos	73,024
10/29	W, 20-13	New York Jets	72,507
11/5	L, 25-32	at San Diego Chargers	65,558
11/12	W, 17-13	at Atlanta Falcons	70,793
11/19	L, 20-24	Pittsburgh Steelers	73,296
11/26	L, 0-30	Cincinnati Bengals	72,926
12/3	W, 31-28 (OT)	Kansas City Chiefs	71,927
12/7	L, 7-27	at Pittsburgh Steelers	55,246
12/17	L, 17-27	at Baltimore Ravens	70,857
12/24	L, 7-22	Tampa Bay Buccaneers	69,603
12/31	L, 6-14	at Houston Texans	70,097

TEAM STATISTICS	BROWNS	OPPONENT
Total First Downs	250	303
Rushing	72	107
Passing	153	178
Penalty	25	18
3rd Down: Made/Att	70/209	100/228
3rd Down Pct.	33.5%	43.9%
4th Down: Made/Att	6/15	4/10
4th Down Pct.	40.0%	40.0%
Possession Avg.	29:21	30:39
Total Net Yards	4,233	5,517
Avg. Per Game	264.6	344.8
Total Plays	938	1,041
Avg. Per Play	4.5	5.3
Net Yards Rushing	1,335	2,275
Avg. Per Game	83.4	142.2
Total Rushes	372	514
Net Yards Passing	2,898	3,242
Avg. Per Game	181.1	202.6
Sacked/Yards Lost	54/349	28/137
Gross Yards	3,247	3,379
Att./Completions	512/318	499/283
Completion Pct.	62.1%	56.7%
Had Intercepted	25	18
Punts/Average	83/43.6	77/43.0
Net Punting Avg.	37.9	36.9
Penalties/Yards	74/687	84/678
Fumbles/Ball Lost	23/17	13/9
Touchdowns	25	40
Rushing	7	14
Passing	15	20
Returns	3	6

SCORE BY PERIODS	1ST	2ND	3RD	4TH	OT	TOT
Browns	29	74	41	91	3	— 238
Opponents	64	90	95	107	0	— 356

SCORING	RU	PA	ST	DF	PAT	2RU	2RU	17P	FG	SAF	TP
Dawson, Phil	0	0	0	0	25/25	0	0	21/29	0	88	
Edwards, Braylon	6	0	6	0	0/0	0	0	0/0	0	36	
Droughns, Reuben	4	4	0	0	0/0	0	0	0/0	0	24	
Jurevicius, Joe	3	0	3	0	0	0	0/0	0/0	0	18	

PASSING	ATT	CMP	YDS	PCT	AV/AT
Frye, Charlie	393	252	2,454	64.1	6.2
Anderson, Derek	117	66	793	56.4	6.8
Dorsey, Ken	1	0	0	0.0	0.0
Cribbs, Joshua	1	0	0	0.0	0.0
Winslow, Kellen	0	0	0	0.0	0.0
Browns	512	318	3,247	62.1	6.3
Opponents	499	283	3,379	56.7	6.8

Frye, Charlie	3	3	0	0	0	0	0/0	0/0	0	18
Winslow, Kellen	3	0	3	0	0	0	0/0	0/0	0	18
Holly, Daven	2	0	0	2	0	0	0/0	0/0	0	12
Heiden, Steve	2	0	2	0	0	0	0/0	0/0	0	12
Dinkins, Darnell	1	0	1	0	0	0	0/0	0/0	0	6
Cribbs, Joshua	1	0	0	1	0	0	0/0	0/0	0	6
Browns	25	7	15	3	0	0	25/25	21/29	0	238
Opponents	40	14	20	6	0	0	36/38	26/31	1	356

SACKS: K.Wimbley 11.0, S.Fraser 4.5, W.McGinest 4.0, C.Thompson 2.0, A.McKinley 1.0, M.Stewart 1.0, A.Davis 1.0, B.Pool 1.0, L.Williams 1.0, O.Roye 1.0, S.Jones 0.5
Browns: 28.0, Opponents: 54.0

RUSHING	NO	YDS	AVG	LG	TD
Droughns, Reuben	220	758	3.4	22	4
Frye, Charlie	47	215	4.6	17	3
Wright, Jason	62	189	3.0	18	0
Harrison, Jerome	20	60	3.0	15	0
Anderson, Derek	4	47	11.8	33	0
Northcutt, Dennis	3	32	10.7	16	0
Smith, Terrelle	8	14	1.8	3	0
Cribbs, Joshua	2	11	5.5	9	0
Edwards, Braylon	3	7	2.3	8	0
Vickers, Lawrence	3	2	0.7	2	0
Browns	372	1,335	3.6	33	7
Opponents	514	2,275	4.4	59t	14

RECEIVING	NO	YDS	AVG	LG	TD
Winslow, Kellen	89	875	9.8	40	3
Edwards, Braylon	61	884	14.5	75	6
Jurevicius, Joe	40	495	12.4	52	3
Heiden, Steve	36	249	6.9	13	2
Droughns, Reuben	27	169	6.3	24	0
Northcutt, Dennis	22	228	10.4	43	0
Cribbs, Joshua	10	91	9.1	14	0
Harrison, Jerome	9	47	5.2	12	0
Smith, Terrelle	8	21	2.6	7	0
Wright, Jason	6	82	13.7	54	0
Vickers, Lawrence	6	60	10.0	29	0
Wilson, Travis	2	32	16.0	16	0
Dinkins, Darnell	2	14	7.0	11	1
Browns	318	3,247	10.2	75	15
Opponents	283	3,379	11.9	77t	20

INTERCEPTIONS	NO	YDS	AVG	LG	TD
Holly, Daven	5	127	25.4	57t	1
Jones, Sean	5	46	9.2	19	0
Bodden, Leigh	2	48	24.0	35	0
Davis, Andre'	2	19	9.5	19	0
Baxter, Gary	1	10	10.0	10	0
Russell, Brian	1	6	6.0	6	0
McGinest, Willie	1	0	0.0	0	0
Pool, Brodney	1	0	0.0	0	0
Browns	18	256	14.2	57t	1
Opponents	25	273	10.9	37	2

PUNTING	NO	YDS	AVG	IN20	TB	LG	BLK
Zastudil, Dave	81	3,563	44.0	38.4	7	61	0
Dawson, Phil	2	58	29.0	19.0	1	31	0
Browns	83	3,621	43.6	37.9	8	61	0
Opponents	77	3,309	43.0	36.9	5	69	0

PUNT RETURNS	NO	FC	YDS	AVG	LG	TD
Northcutt, Dennis	28	13	312	11.1	81	0
Cribbs, Joshua	6	3	51	8.5	34	0
Jones, Sean	1	0	8	8.0	8	0
Unck, Mason	1	0	0	0.0	0	0
Browns	36	16	371	10.3	81	0
Opponents	43	11	312	7.3	37	0

KICKOFF RETURNS	NO	YDS	AVG	LG	TD
Cribbs, Joshua	61	1,494	24.5	92t	1
Vickers, Lawrence	5	84	16.8	22	0
Dinkins, Darnell	3	44	14.7	20	0
Heiden, Steve	1	11	11.0	11	0
Friedman, Lennie	1	2	2.0	2	0
Browns	71	1,635	23.0	92t	1
Opponents	48	1,053	21.9	99t	1

FIELD GOALS	1-19	20-29	30-39	40-49	50+	TOT
Dawson, Phil	0/0	5/6	9/10	6/12	1/1	21/29
Browns	0/0	5/6	9/10	6/12	1/1	21/29
Opponents	1/1	12/12	6/7	6/8	1/3	26/31

	TD	TD%	INT	INT%	LG	TKLD	RATING
Frye, Charlie	10	2.5	17	4.3	75	44/262	72.0
Anderson, Derek	5	4.3	8	6.8	54	8/66	63.1
Dorsey, Ken	0	0.0	0	0.0	0	1/7	39.6
Cribbs, Joshua	0	0.0	0	0.0	0	0/0	39.6
Winslow, Kellen	0	0.0	0	0.0	0	1/14	0.0
Browns	15	2.9	25	4.9	75	54/349	69.7
Opponents	20	4.0	18	3.6	77t	28/137	75.9

2007 (10-6)

COACH: Romeo Crennel			
DIVISION FINISH: 2nd AFC North			
2007 USUAL STARTING LINEUPS			
OFFENSE		DEFENSE	
WR 84	Joe Jurevicius	LDE 99	Orpheus Roye
LT 73	Joe Thomas	91	Shaun Smith
LG 65	Eric Steinbach	NT 78	Ethan Kelley
C 66	Hank Fraley	92	Ted Washington
RG 68	Seth McKinney	RDE 98	Robaire Smith
72	Ryan Tucker	LLB 55	Willie McGinest
RT 77	Kevin Shaffer	MLB 54	Andra Davis
TE 80	Kellen Winslow	WLB 58	D'Owell Jackson
WR 17	Braylon Edwards	RLB 95	Kameron Wimbley
QB 3	Derek Anderson	LCB 28	Leigh Bodden
FB 47	Lawrence Vickers	RCB 24	Eric Wright
RB 31	Jamal Lewis	SS 26	Sean Jones
		FS 21	Brodney Pool
RADIO ANNOUNCERS:			
Jim Donovan, Doug Dieken (WMMS 100.7 FM, WTAM 1100 AM)			

DATE	RESULT	OPPONENT	ATT
9/9	L, 7-34	Pittsburgh Steelers	73,089
9/16	W, 51-45	Cincinnati Bengals	72,801
9/23	L, 24-26	at Oakland Raiders	51,075
9/30	W, 27-13	Baltimore Ravens	73,024
10/7	L, 17-34	at New England Patriots	68,756
10/14	W, 41-31	Miami Dolphins	73,198
10/28	W, 27-20	at St. Louis Rams	62,777
11/4	W, 33-30 (OT)	Seattle Seahawks	72,927
11/11	L, 28-31	at Pittsburgh Steelers	64,781
11/18	W, 33-30 (OT)	at Baltimore Ravens	71,055
11/25	W, 27-17	Houston Texans	72,926
12/2	L, 21-27	at Arizona Cardinals	64,791
12/9	W, 24-18	at New York Jets	76,822
12/16	W, 8-0	Buffalo Bills	73,196
12/23	L, 14-19	at Cincinnati Bengals	66,023
12/30	W, 20-7	San Francisco 49ers	73,041

TEAM STATISTICS	BROWNS	OPPONENT
Total First Downs	315	335
Rushing	110	100
Passing	192	211
Penalty	13	24
3rd Down: Made/Att	86/204	79/215
3rd Down Pct.	42.2%	36.7%
4th Down: Made/Att	6/15	11/25
4th Down Pct.	40.0%	44.0%
Possession Avg.	29:10	30:50
Total Net Yards	5,621	5,753
Avg. Per Game	351.3	359.6
Total Plays	1,004	1,066
Avg. Per Play	5.6	5.4
Net Yards Rushing	1,895	2,072
Avg. Per Game	118.4	129.5
Total Rushes	440	460
Net Yards Passing	3,726	3,681
Avg. Per Game	232.9	230.1
Sacked/Yards Lost	19/140	28/186
Gross Yards	3,866	3,867
Attempts/Completions	545/305	578/340
Completion Pct.	56.0%	58.8%
Had Intercepted	20	17
Punts/Average	69/42.0	69/40.2
Net Punting Avg.	35.8	32.9
Penalties/Yards	114/868	80/581
Fumbles/Ball Lost	22/9	19/10
Touchdowns	46	41
Rushing	13	8
Passing	29	29
Returns	4	4

SCORE BY PERIODS		1ST	2ND	3RD	4TH	OT	TOT	
Browns		60	144	87	105	6	—	402
Opponents		85	112	82	103	0	—	382
SCORING	TD	RU	PA	RT	PAT	FG	2PT	PTS
Dawson, Phil	0	0	0	0	42/43	26/30	0	120

Edwards, Braylon	16	0	16	0	0/0	0/0	0	96
Lewis, Jamal	11	9	2	0	0/0	0/0	0	66
Winslow, Kellen	5	0	5	0	0/0	0/0	1	32
Jurevicius, Joe	3	0	3	0	0/0	0/0	1	20
Cribbs, Joshua	3	0	0	3	0/0	0/0	0	18
Anderson, Derek	3	3	0	0	0/0	0/0	0	18
Vickers, Lawrence	2	0	2	0	0/0	0/0	0	12
Pool, Brodney	1	0	0	1	0/0	0/0	0	6
Carter, Tim	1	0	1	0	0/0	0/0	0	6
Wright, Jason	1	1	0	0	0/0	0/0	0	6
Browns	46	13	29	4	42/43	26/30	2	402
Opponents	41	8	29	4	38/38	32/35	1	382

SACKS: K.Wimbley 5.0, R.Smith 4.0, A.Peek 4.0, L.Williams 4.0, W.McGinest 3.0, S.Smith 2.0, E.Wright 1.0, E.Kelley 1.0, M.Adams 1.0, D.Jackson 1.0, C.Thompson 1.0, S.Jones 0.5, O.Roye 0.5 Browns: 28.0, Opponents: 19.0

RUSHING	NO	YDS	AVG	LG	TD
Lewis, Jamal	298	1,304	4.4	66†	9
Wright, Jason	60	277	4.6	18	1
Harrison, Jerome	23	142	6.2	17	0
Anderson, Derek	32	70	2.2	11	3
Cribbs, Joshua	9	61	6.8	18	0
Vickers, Lawrence	15	43	2.9	7	0
Frye, Charlie	1	1	1.0	1	0
Zastudil, Dave	2	-3	-1.5	0	0
Browns	440	1,895	4.3	66†	13
Opponents	460	2,072	4.5	37	8

RECEIVING	NO	YDS	AVG	LG	TD
Winslow, Kellen	82	1,106	13.5	49	5
Edwards, Braylon	80	1,289	16.1	78†	16
Jurevicius, Joe	50	614	12.3	50	3
Lewis, Jamal	30	248	8.3	34	2
Wright, Jason	24	233	9.7	23	0
Vickers, Lawrence	13	91	7.0	25	2
Heiden, Steve	12	104	8.7	27	0
Carter, Tim	8	117	14.6	22	1
Cribbs, Joshua	3	37	12.3	18	0
Harrison, Jerome	2	19	9.5	15	0
Dinkins, Darnell	1	8	8.0	8	0
Browns	305	3,866	12.7	78†	29
Opponents	340	3,867	11.4	42	29

INTERCEPTIONS	NO	YDS	AVG	LG	TD
Bodden, Leigh	6	75	12.5	26	0
Jones, Sean	5	37	7.4	26	0
Pool, Brodney	2	103	51.5	100†	1
McDonald, Brandon	2	0	0.0	0	0
Jackson, D'Owell	1	1	1.0	1	0
Wright, Eric	1	0	0.0	0	0
Browns	17	216	12.7	100†	1
Opponents	20	422	21.1	71†	2

PUNTING	NO	YDS	AVG	NET	TB	IN	LG	B
Zastudil, Dave	49	2,046	41.8	34.6	4	14	64	0
Player, Scott	13	593	45.6	40.3	2	6	57	0
Ernstner, Paul	7	256	36.6	35.6	0	2	43	0
Browns	69	2,895	42.0	35.8	6	22	64	0
Opponents	69	2,774	40.2	32.9	5	19	69	0

PUNT RETURNS	NO	FC	YDS	AVG	LG	TD
Cribbs, Joshua	30	10	405	13.5	76†	1
Browns	30	10	405	13.5	76†	1
Opponents	34	8	308	9.1	94†	1

KICKOFF RETURNS	NO	YDS	AVG	LG	TD
Cribbs, Joshua	59	1,809	30.7	100†	2
Dinkins, Darnell	7	62	8.9	19	0
Wright, Jason	3	49	16.3	20	0
Friedman, Lennie	2	14	7.0	13	0
Jurevicius, Joe	1	9	9.0	9	0
Browns	72	1,943	27.0	100†	2
Opponents	76	1,590	20.9	65	0

FIELD GOALS	1-19	20-29	30-39	40-49	50+	TOT
Dawson, Phil	2/2	9/10	7/8	7/8	1/2	26/30
Browns	2/2	9/10	7/8	7/8	1/2	26/30
Opponents	1/1	12/12	11/11	8/11	0/0	32/35

PASSING	ATT	CMP	YDS	PCT	AV/AT	TD	TD%	INT	INT%	LG	TKLD	RATNG
Anderson, Derek	527	298	3,787	56.5	7.2	29	5.5	19	3.6	78†	14/109	82.5
Quinn, Brady	8	3	45	37.5	5.6	0	0.0	0	0.0	18	0/0	56.8
Frye, Charlie	10	4	34	40.0	3.4	0	0.0	1	10.0	15	5/31	10.0
Cribbs, Joshua	0	0	0	0.0	0.0	0	0.0	0	0.0	0	0/0	0.0
Browns	545	305	3,866	56.0	7.1	29	5.3	20	3.7	78†	19/140	80.7
Opponents	578	340	3,867	58.8	6.7	29	5.0	17	2.9	42	28/186	83.4

2008 (4-12)

COACH: Romeo Crennel		
DIVISION FINISH: 4th AFC North		
2008 USUAL STARTING LINEUPS		
OFFENSE		
WR 18	Donte' Stallworth	LE 99 Corey Williams
12	Syndric Steptoe	NT 92 Shaun Rogers
LT 73	Joe Thomas	RE 99 Shaun Smith
LG 65	Eric Steinbach	93 Louis Leonard
C 66	Hank Fraley	LOLB 55 Willie McGinest
RG 70	Rex Hadnot	MLB 54 Andra Davis
RT 77	Kevin Shaffer	WLB 52 D'Owett Jackson
TE 80	Kellen Winslow	ROLB 95 Kamerion Wimbley
82	Steve Heiden	LCB 24 Eric Wright
WR 17	Braylon Edwards	RCB 22 Brandon McDonald
QB 3	Derek Anderson	SS 26 Sean Jones
RB 31	Jamal Lewis	20 Mike Adams
FB 47	Lawrence Vickers	FS 21 Brodney Pool
41	Charles Ali	
RADIO ANNOUNCERS:		
Jim Donovan, Doug Dieken (WVMS 100.7 FM, WTAM 1100 AM)		

DATE	RESULT	OPPONENT	ATT
9/7	L, 10-28	Dallas Cowboys	73,012
9/14	L, 6-10	Pittsburgh Steelers	73,048
9/21	L, 10-28	at Baltimore Ravens	71,104
9/28	W, 20-12	at Cincinnati Bengals	65,541
10/13	W, 35-14	New York Giants	73,102
10/19	L, 11-14	at Washington Redskins	90,487
10/26	W, 23-17	at Jacksonville Jaguars	64,775
11/2	L, 27-37	Baltimore Ravens	73,078
11/6	L, 30-34	Denver Broncos	73,141
11/17	W, 29-27	at Buffalo Bills	71,645
11/23	L, 6-16	Houston Texans	72,077
11/30	L, 6-10	Indianapolis Colts	72,411
12/7	L, 9-28	at Tennessee Titans	69,143
12/15	L, 10-30	at Philadelphia Eagles	69,144
12/21	L, 0-14	Cincinnati Bengals	72,361
12/28	L, 0-31	at Pittsburgh Steelers	63,553

TEAM STATISTICS	BROWNS	OPPONENT
Total First Downs	233	315
Rushing	84	125
Passing	127	176
Penalty	22	14
3rd Down: Made/Att	72/212	95/207
3rd Down Pct.	34.0	45.9
4th Down: Made/Att	6/14	11/17
4th Down Pct.	42.9	64.7
Possession Avg.	27:33	32:27
Total Net Yards	3,985	5,704
Avg. Per Game	249.1	356.5
Total Plays	921	1,004
Avg. Per Play	4.3	5.7
Net Yards Rushing	1,605	2,431
Avg. Per Game	100.3	151.9
Total Rushes	409	541
Net Yards Passing	2,380	3,273
Avg. Per Game	148.8	204.6
Sacked/Yards Lost	24/157	17/90
Gross Yards	2,537	3,363
Att./Completions	488/238	446/286
Completion Pct.	48.8	64.1
Had Intercepted	20	23
Punts/Average	76/45.3	59/40.7
Net Punting Avg.	76/39.3	59/31.4
Penalties/Yards	100/669	95/770
Fumbles/Ball Lost	17/6	19/8
Touchdowns	20	42
Rushing	6	16
Passing	11	19
Returns	3	7

SCORE BY PERIODS	1ST	2ND	3RD	4TH	OT	TOT
Browns	45	76	29	82	0	— 232
Opponents	51	119	74	106	0	— 350

SCORING	TD	RU	PA	RT	PAT	FG	2PT	PTS
Dawson, Phil	0	0	0	0	18/18	30/36	0	108
Lewis, Jamal	4	4	0	0	0/0	0/0	0	24
Edwards, Braylon	3	0	3	0	0/0	0/0	2	22
Cribbs, Joshua	3	1	1	1	0/0	0/0	0	18

PASSING	ATT	CMP	YDS	PCT	AV/AT
Anderson, Derek	283	142	1,615	50.2	5.71
Dorsey, Ken	91	43	370	47.3	4.07
Quinn, Brady	89	45	518	50.6	5.82
Gradkowski, Bruce	21	7	26	33.3	1.24
Cribbs, Joshua	4	1	8	25.0	2.00
Browns	488	238	2,537	48.8	5.20
Opponents	446	286	3,363	64.1	7.54

Winslow, Kellen	3	0	3	0	0/0	0/0	0	18
Harrison, Jerome	2	1	1	0	0/0	0/0	0	12
Dinkins, Darnell	1	0	1	0	0/0	0/0	0	6
McDonald, Brandon	1	0	0	1	0/0	0/0	0	6
Stallworth, Donte	1	0	1	0	0/0	0/0	0	6
Wright, Eric	1	0	0	1	0/0	0/0	0	6
Wright, Jason	1	0	1	0	0/0	0/0	0	6
Browns	20	6	11	3	18/18	30/36	2	232
Opponents	42	16	19	7	41/41	19/28	0	350

SACKS: S.Rogers 4.5, K.Wimbley 4.0, A.Hall 3.0, D.Jackson 2.0, B.Pool 1.0, W.McGinest 1.0, S.Sorensen 0.5, C.Williams 0.5, S.Thomas 0.5 Browns: 17.0, Opponents: 24.0

RUSHING	NO	YDS	AVG	LG	TD
Lewis, Jamal	279	1,002	3.6	29	4
Harrison, Jerome	34	246	7.2	72	1
Cribbs, Joshua	29	167	5.8	27	1
Wright, Jason	23	85	3.7	11	0
Anderson, Derek	25	55	2.2	15	0
Vickers, Lawrence	10	31	3.1	10	0
Quinn, Brady	5	21	4.2	12	0
Gradkowski, Brad	1	2	2.0	2	0
Dorsey, Ken	2	0	0.0	0	0
Stallworth, Donte	1	-4	-4.0	-4	0
Browns	409	1,605	3.9	72	6
Opponents	541	2,431	4.5	60	16

RECEIVING	NO	YDS	AVG	LG	TD
Edwards, Braylon	55	873	15.9	70	3
Winslow, Kellen	43	428	10.0	30	3
Heiden, Steve	23	249	10.8	51	0
Lewis, Jamal	23	178	7.7	18	0
Wright, Jason	22	156	7.1	17	1
Steptoe, Syndric	19	182	9.6	53	0
Stallworth, Donte	17	170	10.0	19	1
Harrison, Jerome	12	116	9.7	23	1
Vickers, Lawrence	10	78	7.8	21	0
Dinkins, Darnell	5	41	8.2	22	1
Ali, Charles	4	13	3.3	12	0
Cribbs, Joshua	2	18	9.0	17	1
Rucker, Martin	2	17	8.5	9	0
Sanders, Steve	1	18	18.0	18	0
Browns	238	2,537	10.7	70	11
Opponents	286	3,363	11.8	93	19

INTERCEPTIONS	NO	YDS	AVG	LG	TD
McDonald, Brandon	5	146	29.2	98	1
Jones, Sean	4	27	6.8	20	0
Wright, Eric	3	131	43.7	94	1
Pool, Brodney	3	45	15.0	24	0
Jackson, D'Owett	3	29	9.7	16	0
Adams, Mike	2	18	9.0	18	0
Cousin, Terry	1	4	4.0	4	0
Davis, Andra	1	4	4.0	4	0
Wimbley, Kamerion	1	2	2.0	2	0
Browns	23	406	17.7	98	2
Opponents	20	381	19.1	50	5

PUNTING	NO	YDS	AVG	NET	TB	IN	LG	B
Zastudil, Dave	75	3,410	45.5	39.4	11	23	65	0
Dawson, Phil	1	33	33.0	33.0	0	1	33	0
Browns	76	3,443	45.3	39.3	11	24	65	0
Opponents	59	2,403	40.7	34.1	7	18	59	0

PUNT RETURNS	NO	FC	YDS	AVG	LG	TD
Cribbs, Joshua	28	7	228	8.1	32	0
Steptoe, Syndric	2	0	23	11.5	14	0
Browns	30	7	251	8.4	32	0
Opponents	32	7	235	7.3	44	0

KICKOFF RETURNS	NO	YDS	AVG	LG	TD
Cribbs, Joshua	44	1,110	25.2	92	1
Dinkins, Darnell	3	37	12.3	14	0
Lawson, Gerard	3	72	24.0	43	0
Steptoe, Syndric	3	61	20.3	23	0
Ali, Charles	1	10	10.0	10	0
Cieslak, Brad	1	7	7.0	7	0
McKinney, Seth	1	0	0.0	0	0
Sowells, Isaac	1	0	0.0	0	0
Wright, Jason	1	15	15.0	15	0
Browns	58	1,312	22.6	92	1
Opponents	53	1,228	23.2	98	1

FIELD GOALS	1-19	20-29	30-39	40-49	50+	TOT
Dawson, Phil	0/0	10/10	12/14	5/6	3/6	30/36
Browns	0/0	10/10	12/14	5/6	3/6	30/36
Opponents	0/0	4/4	10/13	4/9	1/2	19/28

ID	TD%	INT	INT%	LG	TKLD	RATNG
9	3.2	8	2.8	70	14/ 87	66.5
0	0.0	7	7.7	28	5/ 43	26.4
2	2.2	2	2.2	42	1/ 9	66.6
0	0.0	3	14.3	12	4/ 18	2.8
0	0.0	0	0.0	8	0/ 0	39.6
11	2.3	20	4.1	70	24/ 157	54.8
19	4.3	23	5.2	93	17/ 90	79.7

2009 (5-11)

COACH: Eric Mangini	
DIVISION FINISH: 4th AFC North	
2009 USUAL STARTING LINEUPS	
OFFENSE	
WR 16 Joshua Cribbs	DEFENSE
LT 73 Joe Thomas	LE 90 Kenyon Coleman
LG 65 Eric Steinbach	NT 92 Shaun Rogers
C 55 Alex Mack	RE 98 Robaire Smith
RG 77 Floyd Womack	OLB 95 Kamerion Wimbley
RT 78 John St. Clair	ILB 96 David Bowens
TE 84 Robert Royal	ILB 50 Eric Barton
WR 11 Mohamed Massaquoi	OLB 96 David Bowens
QB 10 Brady Quinn	LCB 24 Eric Wright
3 Derek Anderson	RCB 22 Brandon McDonald
RB 31 Jamal Lewis	20 Mike Adams
35 Jerome Harrison	S 21 Brodney Pool
FB 47 Lawrence Vickers	S 26 Abram Elam
RADIO ANNOUNCERS:	
Jim Donovan, Doug Dieken (WMMS 100.7 FM, WTAM 1100 AM)	

DATE	RESULT	OPPONENT	ATT
9/13	L, 20-34	Minnesota Vikings	70/560
9/20	L, 6-27	at Denver Broncos	73/931
9/27	L, 3-34	at Baltimore Ravens	70/950
10/4	L, 20-23 (OT)	Cincinnati Bengals	69/844
10/11	W, 6-3	at Buffalo Bills	70/526
10/18	L, 14-27	at Pittsburgh Steelers	64/398
10/25	L, 3-31	Green Bay Packers	69/797
11/1	L, 6-30	at Chicago Bears	62/262
11/16	L, 0-16	Baltimore Ravens	69/023
11/22	L, 37-38	at Detroit Lions	43/170
11/29	L, 7-16	at Cincinnati Bengals	64/553
12/6	L, 23-30	San Diego Chargers	67/978
12/10	W, 13-6	Pittsburgh Steelers	69/009
12/20	W, 41-34	at Kansas City Chiefs	53/315
12/27	W, 23-9	Oakland Raiders	67/964
1/3	W, 23-17	Jacksonville Jaguars	66/935

TEAM STATISTICS	BROWNS	OPPONENT
Total First Downs	237	336
Rushing	102	120
Passing	118	189
Penalty	17	27
3rd Down: Made/Att	76/233	86/221
3rd Down Pct.	32.6	38.9
4th Down: Made/Att	10/15	10/20
4th Down Pct.	66.7	50.0
Possession Avg.	28.28	31.32
Total Net Yards	4,163	6,229
Avg. Per Game	260.2	389.3
Total Plays	971	1,072
Avg. Per Play	4.3	5.8
Net Yards Rushing	2,087	2,314
Avg. Per Game	130.4	144.6
Total Rushes	498	506
Net Yards Passing	2,076	3,915
Avg. Per Game	129.8	244.7
Sacked/Yards Lost	30/179	40/234
Gross Yards	2,255	4,149
Att./Completions	443/219	526/313
Completion Pct.	49.4	59.5
Had Intercepted	18	10
Punts/Average	94/42.3	77/43.1
Net Punting Avg.	94/37.8	77/35.4
Penalties/Yards	77/678	101/812
Fumbles/Ball Lost	21/13	17/9
Touchdowns	25	41
Rushing	10	15
Passing	11	22
Returns	4	4

SCORE BY PERIODS	1ST	2ND	3RD	4TH	OT	TOT		
Browns	66	70	46	63	0	245		
Opponents	65	132	87	88	3	375		
SCORING	TD	RU	PA	RT	PAT	FG	2PT	PTS
Dawson, Phil	0	0	0	0	18/19	17/19	0	69
Harrison, Jerome	7	5	2	0	0/0	0/0	0	46
Cribbs, Joshua	6	1	1	4	0/0	0/0	0	36
Cundiff, Billy	0	0	0	0	4/4	6/6	0	22

Massaquoi, Mohamed	3	0	3	0	0/0	0/0	0	18
Anderson, Derek	2	2	0	0	0/0	0/0	0	12
Stuckey, Chansi	1	0	1	0	0/0	0/0	0	6
Gaines, Michael	1	0	1	0	0/0	0/0	0	6
Heiden, Steve	1	0	1	0	0/0	0/0	0	6
Jennings, Chris	1	1	0	0	0/0	0/0	0	6
Quinn, Brady	1	1	0	0	0/0	0/0	0	6
Royal, Robert	1	0	1	0	0/0	0/0	0	6
Vickers, Lawrence	1	0	1	0	0/0	0/0	0	6
Lewis, Jamal	0	0	0	0	0/0	0/0	1	2
Browns	25	10	11	4	22/23	23/25	1	245
Opponents	41	15	22	4	39/41	30/36	0	375

SACKS: K. Wimbley 6.5, D. Bowens 5.5, M. Roth 4.0, C. Williams 4.0, M. Benard 3.5, J. Trusnik 2.5, K. Malava 2.5, S. Rogers 2.0, R. Smith 1.5, B. Schaeferling 1.5, C. Coleman 1.5, H. Poteat 1.0, M. Adams 1.0, B. Pool 1.0, A. Elam 1.0, B. McDonald 1.0 Browns: 40.0, Opponents: 30.0

RUSHING	NO	YDS	AVG	LG	TD
Harrison, Jerome	194	862	4.4	71t	5
Lewis, Jamal	143	500	3.5	18	0
Cribbs, Joshua	55	381	6.9	37	1
Jennings, Chris	63	220	3.5	16	1
Quinn, Brady	20	98	4.9	24	1
Davis, James	9	15	1.7	5	0
Anderson, Derek	10	8	0.8	3	2
Stuckey, Chansi	2	6	3.0	6	0
Hodges, Reggie	1	0	0.0	0	0
Massaquoi, Mohamed	1	-3	-3.0	-3	0
Browns	498	2,087	4.2	71t	10
Opponents	506	2,314	4.6	64t	15

RECEIVING	NO	YDS	AVG	LG	TD
Massaquoi, Mohamed	34	624	18.4	59t	3
Harrison, Jerome	34	220	6.5	18	2
Furrey, Mike	23	170	7.4	22	0
Cribbs, Joshua	20	135	6.8	35	1
Stuckey, Chansi	19	198	10.4	40t	1
Moore, Evan	12	158	13.2	24	0
Royal, Robert	11	134	12.2	29	1
Edwards, Braylon	10	139	13.9	24	0
Heiden, Steve	10	73	7.3	14	1
Jennings, Chris	9	56	6.2	19	0
Lewis, Jamal	8	88	11.0	19	0
Vickers, Lawrence	8	27	3.4	12	1
Robiskie, Brian	7	106	15.1	43	0
Gaines, Michael	5	59	11.8	24	1
Estandia, Greg	4	45	11.3	18	0
Davis, James	4	5	1.3	2	0
Quinn, Brady	1	18	18.0	18	0
Browns	219	2,255	10.3	59t	11
Opponents	313	4,149	13.3	75t	22

INTERCEPTIONS	NO	YDS	AVG	LG	TD
Wright, Eric	4	74	18.5	47	0
Pool, Brodney	4	33	8.3	32	0
McDonald, Brandon	1	39	39.0	39	0
Bowens, David	1	15	15.0	15	0
Browns	10	161	16.1	47	0
Opponents	18	281	15.6	48t	2

PUNTING	NO	YDS	AVG	NET	TB	IN	LG	B
Hodges, Reggie	45	1,789	39.8	36.4	3	15	54	0
Zastudil, Dave	49	2,188	44.7	39.1	5	25	60	0
Browns	94	3,977	42.3	37.8	8	40	60	0
Opponents	77	3,322	43.1	35.4	7	26	66	0

PUNT RETURNS	NO	FC	YDS	AVG	LG	TD
Cribbs, Joshua	38	3	452	11.9	67t	1
Lawson, Gerard	1	0	4	4.0	4	0
Browns	39	3	456	11.7	67t	1
Opponents	40	21	262	6.6	36	0

KICKOFF RETURNS	NO	YDS	AVG	LG	TD
Cribbs, Joshua	56	1,542	27.5	103t	3
Lawson, Gerard	5	43	8.6	13	0
Harrison, Jerome	3	55	18.3	39	0
Elam, Abram	1	0	0.0	0	0
Estandia, Greg	1	9	9.0	9	0
Furrey, Mike	1	12	12.0	12	0
Trusnik, Jason	1	9	9.0	9	0
Vickers, Lawrence	1	0	0.0	0	0
Browns	69	1,670	24.2	103t	3
Opponents	52	984	18.9	46	0

FIELD GOALS	1-19	20-29	30-39	40-49	50+	TOT
Dawson, Phil	0/0	7/7	5/5	5/6	0/1	17/19
Cundiff, Billy	1/1	4/4	1/1	0/0	0/0	6/6
Browns	1/1	11/11	6/6	5/6	0/1	23/25
Opponents	1/1	7/8	15/18	5/6	2/3	30/36

PASSING	ATT	CMP	YDS	PCT	AV/AT	TD	TD%	INT	INT%	LG	TKLD	RATING
Quinn, Brady	256	136	1,339	53.1	5.23	8	3.1	7	2.7	59t	19/104	67.2
Anderson, Derek	182	81	888	44.5	4.88	3	1.6	10	5.5	43	11/75	42.1
Cribbs, Joshua	4	1	18	25.0	4.50	0	0.0	1	25.0	18	0/0	6.3
Dawson, Phil	1	1	10	100.0	10.00	0	0.0	0	0.0	10	0/0	108.3
Browns	443	219	2,255	49.4	5.09	11	2.5	18	4.1	59t	30/179	55.8
Opponents	526	313	4,149	59.5	7.89	22	4.2	10	1.9	75t	40/234	90.6

2010 (5-11)

COACH: Eric Mangini			
DIVISION FINISH: 3rd AFC North			
2010 USUAL STARTING LINEUPS			
OFFENSE		DEFENSE	
WR 11	Mohamed Massaquoi	LE 90	Kenyon Coleman
LT 73	Joe Thomas	NT 71	Ahyba Rubin
LG 65	Eric Steinbach	RE 91	Brian Schaefering
C 55	Alex Mack	OLB 53	Matt Roth
RG 77	Floyd Womack	ILB 51	Chris Gocong
RT 78	John St. Clair	ILB 50	Eric Barton
TE 82	Benjamin Watson	OLB 99	Scott Fujita
WR 80	Brian Robiskie	LCB 21	Eric Wright
OB 12	Colt McCoy	RCB 24	Sheldon Brown
RB 40	Peyton Hillis	S 43	T.J. Ward
FB 47	Lawrence Vickers	S 26	Abram Elam
RADIO ANNOUNCERS:			
Jim Donovan, Doug Dieken (WMMS 100.7 FM, WTAM 1100 AM)			

DATE	RESULT	OPPONENT	ATT
9/12	L 14-17	at Tampa Bay Buccaneers	47,211
9/19	L 14-16	Kansas City Chiefs	65,377
9/26	L 17-24	at Baltimore Ravens	71,119
10/3	W 23-20	Cincinnati Bengals	66,731
10/10	L 10-20	Atlanta Falcons	65,290
10/17	L 10-28	at Pittsburgh Steelers	65,168
10/24	W 30-17	at New Orleans Saints	70,077
11/7	W 34-14	New England Patriots	66,292
11/14	L 20-26 (OT)	New York Jets	67,449
11/21	L 20-24	at Jacksonville Jaguars	62,254
11/28	W 24-23	Carolina Panthers	64,463
12/5	W 13-10	at Miami Dolphins	65,942
12/12	L 6-13	at Buffalo Bills	50,861
12/19	L 17-19	at Cincinnati Bengals	56,342
12/26	L 10-20	Baltimore Ravens	65,028
1/2	L 9-41	Pittsburgh Steelers	68,303

TEAM STATISTICS	BROWNS	OPPONENT
Total First Downs	265	317
Rushing	87	102
Passing	154	195
Penalty	24	20
3rd Down: Made/Att	75/202	94/224
3rd Down Pct.	37.1	42.9
4th Down: Made/Att	5/7	11/15
4th Down Pct.	71.4	73.3
Possession Avg.	27:55	32:05
Total Net Yards	4,635	5,601
Avg. Per Game	289.7	350.1
Total Plays	927	1,041
Avg. Per Play	5.0	5.4
Net Yards Rushing	1,646	2,070
Avg. Per Game	102.9	129.4
Total Rushes	413	505
Net Yards Passing	2,989	3,531
Avg. Per Game	186.8	220.7
Sacked/Yards Lost	36/214	29/178
Gross Yards	3,203	3,709
Att./Completions	478/296	507/309
Completion Pct.	61.9	60.9
Had Intercepted	18	19
Punts/Average	78/43.9	64/44.0
Net Punting Avg.	39.0	37.8
Penalties/Yards	78/675	85/741
Fumbles/Ball Lost	29/11	16/9
Touchdowns	29	36
Rushing	13	7
Passing	13	26
Returns	3	3

SCORE BY PERIODS	1ST	2ND	3RD	4TH	OT	TOT		
Browns	77	91	37	66	0	271		
Opponents	40	134	47	105	6	332		
SCORING	TD	RU	PA	RT	PAT	FG	2PT	PTS
Dawson, Phil	0	0	0	0	28/28	23/28	0	97
Hillis, Peyton	13	11	2	0	0/0	0/0	0	78
Robiskie, Brian	3	0	3	0	0/0	0/0	0	18
Watson, Benjamin	3	0	3	0	0/0	0/0	0	18
Massaquoi, Mohamed	2	0	2	0	0/0	0/0	0	12
Bowens, David	2	0	0	2	0/0	0/0	0	12
Royal, Robert	1	0	1	0	0/0	0/0	0	6
McCoy, Colt	1	1	0	0	0/0	0/0	0	6
Cribbs, Joshua	1	0	1	0	0/0	0/0	0	6

PASSING	ATT	CMP	YDS	PCT	AV/AT	TD	TD%	INT	INT%	LG	TKLD	RATING
McCoy, Colt	222	135	1,576	60.8	7.1	6	2.7	9	4.1	47	23/132	74.5
Delhomme, Jake	149	93	872	62.4	5.9	2	1.3	7	4.7	49	6/49	63.4
Wallace, Seneca	101	64	694	63.4	6.9	4	4.0	2	2.0	65t	6/33	88.5
Massaquoi, Mohamed	1	1	29	100.0	29.0	1	100.0	0	0.0	29t	0/0	158.3
Cribbs, Joshua	3	2	19	66.7	6.3	0	0.0	0	0.0	10	1/0	84.0
Hillis, Peyton	2	1	13	50.0	6.5	0	0.0	0	0.0	13	0/0	70.8
Browns	478	296	3,203	61.9	6.7	13	2.7	18	3.8	65t	36/214	75.0
Opponents	507	309	3,709	60.9	7.3	26	5.1	19	3.7	78t	29/178	84.8

Elam, Abram	1	0	0	1	0/0	0/0	0	6
Stuckey, Chansi	1	1	0	0	0/0	0/0	0	6
Moore, Evan	1	0	1	0	0/0	0/0	0	6
Browns	29	13	13	3	28/28	23/28	0	271
Opponents	36	7	26	3	35/35	27/36	0	332
SACKS: M. Benard 7.5, S. Fujita 3.5, M. Roth 3.5, K. Coleman 2.5, A. Rubin 2.0, A. Elam 2.0, S. Rogers 2.0, C. Gocong 2.0, M. Adams 1.0, J. Trusnik 1.0, J. Haden 1.0, D. Bowens 0.5, D. Robinson 0.5 Browns: 29.0, Opponents: 36.0								

RUSHING	NO	YDS	AVG	LG	TD
Hillis, Peyton	270	1,177	4.4	48	11
McCoy, Colt	28	136	4.9	18	1
Harrison, Jerome	31	91	2.9	39	0
Bell, Mike	31	71	2.3	11	0
Hodges, Reggie	1	68	68.0	68	0
Cribbs, Joshua	20	66	3.3	19	0
Vickers, Lawrence	5	11	2.2	3	0
Wallace, Seneca	7	9	1.3	6	0
Davis, James	4	9	2.3	4	0
Stuckey, Chansi	3	9	3.0	11t	1
Mitchell, Carlton	1	9	9.0	9	0
Clayton, Thomas	1	0	0.0	0	0
Watson, Benjamin	1	-1	-1.0	-1	0
Delhomme, Jake	8	-2	-0.3	2	0
Massaquoi, Mohamed	1	-3	-3.0	-3	0
Figurs, Yarnon	1	-4	-4.0	-4	0
Browns	413	1,646	4.0	68	13
Opponents	505	2,070	4.1	55	7

RECEIVING	NO	YDS	AVG	LG	TD
Watson, Benjamin	68	763	11.2	44	3
Hillis, Peyton	61	477	7.8	47	2
Stuckey, Chansi	40	346	8.7	25	0
Massaquoi, Mohamed	36	483	13.4	41t	2
Robiskie, Brian	29	310	10.7	46t	3
Cribbs, Joshua	23	292	12.7	65t	1
Moore, Evan	16	322	20.1	49	1
Bell, Mike	6	62	10.3	28	0
Royal, Robert	5	56	11.2	20t	1
Harrison, Jerome	4	42	10.5	23	0
Vickers, Lawrence	4	15	3.8	10	0
McCoy, Colt	1	13	13.0	13	0
Wallace, Seneca	1	9	9.0	9	0
Aiken, Sam	1	7	7.0	7	0
Smith, Alex	1	6	6.0	6	0
Browns	296	3,203	10.8	65t	13
Opponents	309	3,709	12.0	78t	26

INTERCEPTIONS	NO	YDS	AVG	LG	TD
Haden, Joe	6	101	16.8	62	0
Bowens, David	2	94	47.0	64t	2
Adams, Mike	2	51	25.5	26	0
Ward, T.J.	2	39	19.5	23	0
Elam, Abram	2	18	9.0	18	0
Brown, Sheldon	2	0	0.0	0	0
Fujita, Scott	1	16	16.0	16	0
Rubin, Ahyba	1	1	1.0	1	0
Wright, Eric	1	0	0.0	0	0
Browns	19	320	16.8	64t	2
Opponents	18	267	14.8	64	3

PUNTING	NO	YDS	AVG	NET	TB	IN	LG	B
Hodges, Reggie	78	3,424	43.9	39.0	5	29	59	0
Browns	78	3,424	43.9	39.0	5	29	59	0
Opponents	64	2,817	44.0	37.8	8	27	61	0

PUNT RETURNS	NO	FC	YDS	AVG	LG	TD
Cribbs, Joshua	20	6	168	8.4	17	0
Stuckey, Chansi	2	3	5	2.5	5	0
Wright, Eric	0	0	62	0	62	0
Smith, Clifton	0	2	0	0	0	0
Browns	22	11	235	10.7	62	0
Opponents	40	13	285	7.1	33	0

KICKOFF RETURNS	NO	YDS	AVG	LG	TD
Cribbs, Joshua	40	814	20.4	37	0
Smith, Clifton	5	92	18.4	26	0
Bell, Mike	5	55	11.0	31	0
Haden, Joe	4	96	24.0	32	0
Ventrone, Ray	4	47	11.8	17	0
Harrison, Jerome	4	32	8.0	10	0
Benard, Marcus	4	26	6.5	11	0
Vickers, Lawrence	2	13	6.5	10	0
Davis, James	1	11	11.0	11	0
Gocong, Chris	5	1	5.0	5	0
Browns	70	1,191	17.0	37	0
Opponents	54	959	17.8	32	0

FIELD GOALS	1-19	20-29	30-39	40-49	50+	TOT
Dawson, Phil	3/3	7/7	10/10	3/5	0/3	23/28
Browns	3/3	7/7	10/10	3/5	0/3	23/28
Opponents	1/1	11/12	6/7	8/14	1/2	27/36

2011 (4-12)

COACH: Pat Shurmur			
DIVISION FINISH: 4th AFC North			
2011 USUAL STARTING LINEUPS			
OFFENSE		DEFENSE	
WR 11	Mohamed Massaquoi	LE 97	Jabaal Sheard
LT 73	Joe Thomas	DT 98	Phil Taylor
LG 62	Jason Pinkston	DT 71	Ahlyba Rubin
C 55	Alex Mack	RE 92	Jayme Mitchell
RG 66	Shawn Lauvao	SLB 99	Scott Fujita
RT 79	Tony Pashos	MLB 52	D'Owell Jackson
TE 82	Benjamin Watson	WLB 51	Chris Gocong
WR 15	Greg Little	LCB 23	Joe Haden
QB 12	Colt McCoy	RCB 24	Sheldon Brown
RB 40	Peyton Hillis	FS 20	Mike Adams
WR 16	Joshua Cribbs	SS 43	T.J. Ward
RADIO ANNOUNCERS:		28 Usama Young	
Jim Donovan, Doug Dieken (WMMS 100.7 FM, WTAM 1100 AM)			

DATE	RESULT	OPPONENT	ATT
9/11	L, 17-27	Cincinnati Bengals	67,321
9/18	W, 27-19	at Indianapolis Colts	65,035
9/25	W, 17-16	Miami Dolphins	66,651
10/2	L, 13-31	Tennessee Titans	66,240
10/16	L, 17-24	at Oakland Raiders	57,300
10/23	W, 6-3	Seattle Seahawks	66,350
10/30	L, 10-20	at San Francisco 49ers	69,732
11/6	L, 12-30	at Houston Texans	71,511
11/13	L, 12-13	St. Louis Rams	64,900
11/20	W, 14-10	Jacksonville Jaguars	63,498
11/27	L, 20-23	at Cincinnati Bengals	48,260
12/4	L, 10-24	Baltimore Ravens	63,648
12/8	L, 3-14	at Pittsburgh Steelers	60,754
12/18	L, 17-20 (OT)	at Arizona Cardinals	60,443
12/24	L, 14-20	at Baltimore Ravens	71,083
1/1	L, 9-13	Pittsburgh Steelers	68,266

TEAM STATISTICS	BROWNS	OPPONENT
Total First Downs	278	301
Rushing	77	124
Passing	173	149
Penalty	28	28
3rd Down: Made/Att	92/238	95/230
3rd Down Pct.	38.7	41.3
4th Down: Made/Att	10/18	6/14
4th Down Pct.	55.6	42.9
Possession Avg.	29:07	30:53
Total Net Yards	4,621	5,318
Avg. Per Game	288.8	332.4
Total Plays	1,024	1,035
Avg. Per Play	4.5	5.1
Net Yards Rushing	1,531	2,359
Avg. Per Game	95.7	147.4
Total Rushes	415	534
Net Yards Passing	3,090	2,959
Avg. Per Game	193.1	184.9
Sacked/Yards Lost	39/210	32/199
Gross Yards	3,300	3,158
Att./Completions	570/320	469/265
Completion Pct.	56.1	56.5
Had Intercepted	13	9
Punts/Average	89/40.1	76/46.1
Net Punting Avg.	36.3	37.9
Penalties/Yards	95/847	90/726
Fumbles/Ball Lost	22/6	20/11
Touchdowns	21	31
Rushing	4	12
Passing	16	16
Returns	1	3

SCORE BY PERIODS	1ST	2ND	3RD	4TH	OT	TOT
Browns	26	83	35	74	0	218
Opponents	82	94	62	66	3	307

SCORING	TD	RU	PA	RT	PAT	FG	2PT	PTS
Dawson, Phil	0	0	0	0	20/20	24/29	0	92
Cribbs, Joshua	5	0	4	1	0/0	0/0	0	30
Moore, Evan	4	0	4	0	0/0	0/0	0	24

Hillis, Peyton	3	3	0	0	0/0	0/0	0	18
Little, Greg	2	0	2	0	0/0	0/0	0	12
Massaquoi, Mohamed	2	0	2	0	0/0	0/0	0	12
Watson, Benjamin	2	0	2	0	0/0	0/0	0	12
Norwood, Jordan	1	0	1	0	0/0	0/0	0	6
Ogbonnaya, Chris	1	1	0	0	0/0	0/0	0	6
Smith, Alex	1	0	1	0	0/0	0/0	0	6
Browns	21	4	16	1	20/20	24/29	0	218
Opponents	31	12	16	3	31/31	30/34	0	307

SACKS: J. Sheard 8.5, A. Rubin 5.0, P. Taylor 4.0, D. Jackson 3.5, C. Gocong 3.5, J. Mitchell 1.5, S. Paxson 1.0, T. Brown 1.0, J. Haden 1.0, T. Ward 1.0, Team 1.0, M. Benard 0.5, B. Schaefering 0.5 Browns: 32.0, Opponents: 39.0

RUSHING	NO	YDS	AVG	LG	TD
Hillis, Peyton	161	587	3.6	241	3
Ogbonnaya, Chris	73	334	4.6	40	1
Hardesty, Montario	88	266	3.0	19	0
McCoy, Colt	61	212	3.5	20	0
Wallace, Seneca	7	70	10.0	27	0
Cribbs, Joshua	7	25	3.6	15	0
Little, Greg	3	15	5.0	13	0
Clayton, Thomas	8	12	1.5	4	0
Marecic, Owen	4	8	2.0	3	0
Smith, Armond	3	2	0.7	6	0
Browns	415	1,531	3.7	40	4
Opponents	534	2,359	4.4	67	12

RECEIVING	NO	YDS	AVG	LG	TD
Little, Greg	61	709	11.6	761	2
Cribbs, Joshua	41	518	12.6	451	4
Watson, Benjamin	37	410	11.1	341	2
Moore, Evan	34	324	9.5	33	4
Massaquoi, Mohamed	31	384	12.4	56	2
Norwood, Jordan	23	268	11.7	51	1
Ogbonnaya, Chris	23	165	7.2	19	0
Hillis, Peyton	22	130	5.9	52	0
Smith, Alex	14	131	9.4	20	1
Hardesty, Montario	14	122	8.7	27	0
Cameron, Jordan	6	33	5.5	15	0
Marecic, Owen	5	31	6.2	11	0
Mitchell, Carlton	3	31	10.3	19	0
Robiskie, Brian	3	25	8.3	14	0
Wallace, Seneca	1	21	21.0	21	0
Clayton, Thomas	1	3	3.0	3	0
McCoy, Colt	1	-5	-5.0	-5	0
Browns	320	3,300	10.3	761	16
Opponents	265	3,158	11.9	801	16

INTERCEPTIONS	NO	YDS	AVG	LG	TD
Adams, Mike	3	33	11.0	29	0
Brown, Sheldon	2	0	0.0	0	0
Young, Usama	1	28	28.0	28	0
Jackson, D'Owell	1	24	24.0	24	0
Skrine, Buster	1	5	5.0	5	0
Fujita, Scott	1	3	3.0	3	0
Browns	9	93	10.3	29	0
Opponents	13	241	18.5	971	1

PUNTING	NO	YDS	AVG	NET	TB	IN	LG	B
Maynard, Brad	81	3,282	40.5	36.7	1	32	63	0
McGee, Richmond	8	288	36.0	31.6	1	0	48	0
Browns	89	3,570	40.1	36.3	2	32	63	0
Opponents	76	3,505	46.1	37.9	10	19	67	0

PUNT RETURNS	NO	FC	YDS	AVG	LG	TD
Cribbs, Joshua	34	8	388	11.4	841	1
Norwood, Jordan	4	1	35	8.8	14	0
Browns	38	9	423	11.1	841	1
Opponents	26	28	303	11.7	681	1

KICKOFF RETURNS	NO	YDS	AVG	LG	TD
Cribbs, Joshua	39	974	25.0	63	0
Marecic, Owen	4	46	11.5	13	0
Skrine, Buster	3	72	24.0	32	0
Adams, Mike	2	42	21.0	30	0
Browns	48	1,134	23.6	63	0
Opponents	46	1,055	22.9	1011	1

FIELD GOALS	1-19	20-29	30-39	40-49	50+	TOT
Dawson, Phil	0/0	7/9	3/4	7/8	7/8	24/29
Browns	0/0	7/9	3/4	7/8	7/8	24/29
Opponents	1/1	14/14	6/7	7/9	2/3	30/34

PASSING	ATT	CMP	YDS	PCT	AV/AT	TD	TD%	INT	INT%	LG	TKLD	RATNG
McCoy, Colt	463	265	2,733	57.2	5.9	14	3.0	11	2.4	56	32/173	74.6
Wallace, Seneca	107	55	567	51.4	5.3	2	1.9	2	1.9	761	6/30	65.5
Cribbs, Joshua	0	0	0	0.0	0.0	0	0.0	0	0.0	0	1/7	0.0
Browns	570	320	3,300	56.1	5.8	16	2.8	13	2.3	761	39/210	72.8
Opponents	469	265	3,158	56.5	6.7	16	3.4	9	1.9	801	32/199	80.6

2012 (5-11)

COACH: Pat Shummr			
DIVISION FINISH: 4th AFC North			
2012 USUAL STARTING LINEUPS			
OFFENSE		DEFENSE	
WR 15	Greg Little	LE 97	Jabaa Sheard
LT 73	Joe Thomas	DT 98	Phil Taylor
LG 77	John Greco	DT 71	Ahyba Rubin
C 55	Alex Mack	RE 92	Frostee Rucker
RG 66	Shawn Lauvao	SLB 50	James-Michael Johnson
RT 72	Mitchell Schwartz	MLB 52	D'Owell Jackson
TE 82	Benjamin Watson	WLB 56	Kaluka Malava
WR 13	Josh Gordon	LCB 23	Joe Hadon
QB 3	Brandon Weeden	RFB 24	Sheldon Brown
RB 33	Trent Richardson	FS 28	Usama Young
TE 84	Jordan Cameron	SS 43	T.J. Ward
RADIO ANNOUNCERS:			
Jim Donovan, Doug Dieken (WMMS 100.7 FM, WTAM 1100 AM)			

DATE	RESULT	OPPONENT	ATT
9/9	L, 16-17	Philadelphia Eagles	68,693
9/16	L, 27-34	at Cincinnati Bengals	63,036
9/23	L, 14-24	Buffalo Bills	69,353
9/27	L, 16-23	at Baltimore Ravens	70,944
10/7	L, 27-41	at New York Giants	79,911
10/14	W, 34-24	Cincinnati Bengals	67,060
10/21	L, 13-17	at Indianapolis Colts	64,560
10/28	W, 7-6	San Diego Chargers	65,337
11/4	L, 15-25	Baltimore Ravens	65,449
11/18	L, 20-23	at Dallas Cowboys	81,936
11/25	W, 20-14	Pittsburgh Steelers	69,661
12/2	W, 20-17	at Oakland Raiders	43,641
12/9	W, 30-7	Kansas City Chiefs	62,422
12/16	L, 21-38	Washington Redskins	65,083
12/23	L, 12-34	at Denver Broncos	76,351
12/30	L, 10-24	at Pittsburgh Steelers	51,831

TEAM STATISTICS	BROWNS	OPPONENT
Total First Downs	279	345
Rushing	71	104
Passing	185	203
Penalty	23	38
3rd Down: Made/Att	67/218	85/223
3rd Down Pct.	30.7	38.1
4th Down: Made/Att	7/16	7/11
4th Down Pct.	43.8	63.6
Possession Avg.	27:59	32:01
Total Net Yards	5,028	5,821
Avg. Per Game	314.3	363.8
Total Plays	998	1,095
Avg. Per Play	5.0	5.3
Net Yards Rushing	1,593	1,898
Avg. Per Game	99.6	118.6
Total Rushes	396	457
Net Yards Passing	3,435	3,923
Avg. Per Game	99.6	245.2
Sacked/Yards Lost	36/233	38/233
Gross Yards	3,668	4,156
Att./Completions	566/328	600/378
Completion Pct.	58.0	63.0
Had Intercepted	18	17
Punts/Average	90/41.8	88/46.0
Net Punting Avg.	90/37.1	88/37.1
Penalties/Yards	113/1,005	120/1008
Fumbles/Ball Lost	22/8	25/12
Touchdowns	31	44
Rushing	12	14
Passing	16	27
Returns	3	3

SCORE BY PERIODS	1ST	2ND	3RD	4TH	OT	TOT		
Browns	50	89	69	94	0	302		
Opponents	84	96	75	110	3	368		
SCORING	TD	RU	PA	RT	PAT	FG	2PT	PTS
Dawson, Phil	0	0	0	0	29/31	29/31	0	116
Richardson, Trent	12	11	1	0	0/0	0/0	0	72
Gordon, Josh	5	0	5	0	0/0	0/0	0	30
Little, Greg	4	0	4	0	0/0	0/0	0	24
Benjamin, Travis	3	0	2	1	0/0	0/0	0	18

Watson, Benjamin	3	0	3	0	0/0	0/0	0	18
Brown, Sheldon	1	0	0	1	0/0	0/0	0	6
Cameron, Jordan	1	0	1	0	0/0	0/0	0	6
Hardesty, Montario	1	1	0	0	0/0	0/0	0	6
Jackson, D'Owell	1	0	0	1	0/0	0/0	0	6
Browns	31	12	16	3	29/29	29/31	0	302
Opponents	44	14	27	3	42/42	20/24	0	368

SACKS: J. Sheard 7, J. Parker 6, F. Rucker 4, D. Jackson 3.5, J. Hughes 3.0, K. Malava 2, A. Rubin 2, U. Young 1.5, S. Brown 1, L.J. Fort 1, S. Fujita 1, C. Robertson 1, E. Stephens 1, P. Taylor 1, T.J. Ward 1, B. Winn 1, Team 1 Browns: 36.0

RUSHING	NO	YDS	AVG	LG	TD
Richardson, Trent	267	950	3.6	32t	11
Hardesty, Montario	65	271	4.2	25	1
Weeden, Brandon	27	111	4.1	25	0
Benjamin, Travis	6	66	11.0	35	0
Jackson, Brandon	8	54	6.8	25	0
Cribbs, Josh	6	42	7.0	16	0
Ventrone, Ray	1	35	35.0	35	0
Ogbonnaya, Chris	8	30	3.8	9	0
Little, Greg	2	15	7.5	17	0
McCoy, Colt	4	15	3.8	15	0
Lewis, Thaddeus	1	3	3.0	3	0
Norwood, Jordan	1	1	1.0	1	0
Browns	396	1,593	4.0	35	12
Opponents	457	1,898	4.2	80t	14

RECEIVING	NO	YDS	AVG	LG	TD
Little, Greg	53	647	12.2	43	4
Richardson, Trent	51	367	7.2	27	1
Gordon, Josh	50	805	16.1	71t	5
Watson, Benjamin	49	501	10.2	27	3
Ogbonnaya, Chris	24	187	7.8	38	0
Cameron, Jordan	20	226	11.3	28t	1
Benjamin, Travis	18	296	16.6	69t	2
Massaquoi, Mohamed	17	254	14.9	54	0
Norwood, Jordan	13	137	10.5	27	0
Smith, Alex	13	47	3.6	17	0
Cooper, Josh	8	106	13.3	28	0
Cribbs, Josh	7	63	9.0	24	0
Jackson, Brandon	2	20	10.0	14	0
Hardesty, Montario	2	16	8.0	9	0
Smalley, Brad	1	3	3.0	3	0
Weeden, Brandon	0	-9	-9.0	-9	0
Browns	328	3,668	11.2	71t	16
Opponents	378	4,156	11.0	64t	27

INTERCEPTIONS	NO	YDS	AVG	LG	TD
Haden, Joe	3	64	21.3	50	0
Young, Usama	3	44	14.7	44	0
Browns, Sheldon	2	20	6.7	19t	1
Jackson, D'Owell	3	31	15.5	27t	1
Robertson, Craig	2	1	0.5	1	0
Ward, T.J.	1	37	37.0	37	0
Gipson, Tashaun	1	23	23.0	23	0
Fort, L.J.	1	10	10.0	10	0
Winn, Billy	1	0	0.0	0	0
Browns	17	230	13.5	50	2
Opponents	18	296	16.4	63t	2

PUNTING	NO	YDS	AVG	NET	TB	IN	LG	B
Hodges, Reggie	90	3,766	41.8	37.1	4	29	58	0
Browns	90	3,766	41.8	37.1	4	29	58	0
Opponents	88	4,044	46.0	37.0	9	27	66	0

PUNT RETURNS	NO	FC	YDS	AVG	LG	TD
Cribbs, Joshua	38	8	457	12.0	60	0
Benjamin, Travis	3	1	149	49.7	93t	1
Browns	41	9	606	14.8	93t	1
Opponents	34	26	343	10.1	81t	1

KICKOFF RETURNS	NO	YDS	AVG	LG	TD
Cribbs, Joshua	43	1,178	27.4	74	0
Benjamin, Travis	3	76	25.3	29	0
Hagg, Eric	2	8	4.0	5	0
Johnson, James-Michael	1	0	0.0	0	0
Stephens, Emmanuel	1	7	7.0	7	0
Browns	50	1,269	25.4	74	0
Opponents	43	853	19.8	34	0

FIELD GOALS	1-19	20-29	30-39	40-49	50+	TOT
Dawson, Phil	0/0	8/9	8/9	6/6	7/7	29/31
Browns	0/0	8/9	8/9	6/6	7/7	29/31
Opponents	0/0	2/3	7/7	10/12	1/2	20/24

PASSING	ATT	CMP	YDS	PCT	AV/AT	TD	2D%	INT	INT%	LG	TKLD	RATNG
Weeden, Brandon	517	297	3,385	57.4	6.55	14	2.7	17	3.3	71t	28/186	72.6
Lewis, Thaddeus	32	22	204	68.8	6.38	1	3.1	1	3.1	23	3/14	83.3
McCoy, Colt	17	9	79	52.9	4.65	1	5.9	0	0.0	21	4/25	85.2
Browns	566	328	3,668	58.0	6.48	16	2.8	18	3.2	71t	36/233	73.5
Opponents	600	378	4,156	63.0	6.93	27	4.5	17	2.8	64t	38/233	86.6

YEARLY RESULTS (1946-2011)

YEAR	LEAGUE	REGULAR SEASON				PLAYOFFS				COMBINED RECORD			
		W	L	T	%	W	L	T	%	W	L	T	%
1946 #	AAFC	12	2	0	0.857	1	0	0	1.000	13	2	0	0.867
1947 #	AAFC	12	1	1	0.923	1	0	0	1.000	13	1	1	0.929
1948 #	AAFC	14	0	0	1.000	1	0	0	1.000	15	0	0	1.000
1949 #	AAFC	9	1	2	0.900	2	0	0	1.000	11	1	2	0.917
1950 #	NFL	10	2	0	0.833	2	0	0	1.000	12	2	0	0.857
1951 #	NFL	11	1	0	0.917	0	1	0	0.000	11	2	0	0.846
1952 #	NFL	8	4	0	0.667	0	1	0	0.000	8	5	0	0.615
1953 #	NFL	11	1	0	0.917	0	1	0	0.000	11	2	0	0.846
1954 #	NFL	9	3	0	0.750	1	0	0	1.000	10	3	0	0.769
1955 #	NFL	9	2	1	0.818	1	0	0	1.000	10	2	1	0.833
1956	NFL	5	7	0	0.417	0	0	0	0.000	5	7	0	0.417
1957 #	NFL	9	2	1	0.818	0	1	0	0.000	9	3	1	0.750
1958 #	NFL	9	3	0	0.750	0	1	0	0.000	9	4	0	0.692
1959	NFL	7	5	0	0.583	0	0	0	0.000	7	5	0	0.583
1960	NFL	8	3	1	0.727	0	0	0	0.000	8	3	1	0.727
1961	NFL	8	5	1	0.615	0	0	0	0.000	8	5	1	0.615
1962	NFL	7	6	1	0.538	0	0	0	0.000	7	6	1	0.538
1963	NFL	10	4	0	0.714	0	0	0	0.000	10	4	0	0.714
1964 #	NFL	10	3	1	0.769	1	0	0	1.000	11	3	1	0.786
1965 #	NFL	11	3	0	0.786	0	1	0	0.000	11	4	0	0.733
1966	NFL	9	5	0	0.643	0	0	0	0.000	9	5	0	0.643
1967 #	NFL	9	5	0	0.643	0	1	0	0.000	9	6	0	0.600
1968 #	NFL	10	4	0	0.714	1	1	0	0.500	11	5	0	0.688
1969 #	NFL	10	3	1	0.769	1	1	0	0.500	11	4	1	0.733
1970	NFL	7	7	0	0.500	0	0	0	0.000	7	7	0	0.500
1971 #	NFL	9	5	0	0.643	0	1	0	0.000	9	6	0	0.600
1972 #	NFL	10	4	0	0.714	0	1	0	0.000	10	5	0	0.667
1973	NFL	7	5	2	0.583	0	0	0	0.000	7	5	2	0.583
1974	NFL	4	10	0	0.286	0	0	0	0.000	4	10	0	0.286
1975	NFL	3	11	0	0.214	0	0	0	0.000	3	11	0	0.214
1976	NFL	9	5	0	0.643	0	0	0	0.000	9	5	0	0.643
1977	NFL	6	8	0	0.429	0	0	0	0.000	6	8	0	0.429
1978	NFL	8	8	0	0.500	0	0	0	0.000	8	8	0	0.500
1979	NFL	9	7	0	0.563	0	0	0	0.000	9	7	0	0.563
1980 #	NFL	11	5	0	0.688	0	1	0	0.000	11	6	0	0.647
1981	NFL	5	11	0	0.313	0	0	0	0.000	5	11	0	0.313
1982 *	NFL	4	5	0	0.444	0	1	0	0.000	4	6	0	0.400
1983	NFL	9	7	0	0.563	0	0	0	0.000	9	7	0	0.563
1984	NFL	5	11	0	0.313	0	0	0	0.000	5	11	0	0.313
1985 #	NFL	8	8	0	0.500	0	1	0	0.000	8	9	0	0.471
1986 #	NFL	12	4	0	0.750	1	1	0	0.500	13	5	0	0.722
1987 #	NFL	10	5	0	0.667	1	1	0	0.500	11	6	0	0.647
1988 *	NFL	10	6	0	0.625	0	1	0	0.000	10	7	0	0.588
1989 #	NFL	9	6	1	0.600	1	1	0	0.500	10	7	1	0.588
1990	NFL	3	13	0	0.188	0	0	0	0.000	3	13	0	0.188
1991	NFL	6	10	0	0.375	0	0	0	0.000	6	10	0	0.375
1992	NFL	7	9	0	0.438	0	0	0	0.000	7	9	0	0.438
1993	NFL	7	9	0	0.438	0	0	0	0.000	7	9	0	0.438
1994 *	NFL	11	5	0	0.688	1	1	0	0.500	12	6	0	0.667
1995	NFL	5	11	0	0.313	0	0	0	0.000	5	11	0	0.313
1999	NFL	2	14	0	0.125	0	0	0	0.000	2	14	0	0.125
2000	NFL	3	13	0	0.188	0	0	0	0.000	3	13	0	0.188
2001	NFL	7	9	0	0.438	0	0	0	0.000	7	9	0	0.438
2002 *	NFL	9	7	0	0.563	0	1	0	0.000	9	8	0	0.529
2003	NFL	5	11	0	0.313	0	0	0	0.000	5	11	0	0.313
2004	NFL	4	12	0	0.250	0	0	0	0.000	4	12	0	0.250
2005	NFL	6	10	0	0.375	0	0	0	0.000	6	10	0	0.375
2006	NFL	4	12	0	0.250	0	0	0	0.000	4	12	0	0.250
2007	NFL	10	6	0	0.625	0	0	0	0.000	10	6	0	0.625
2008	NFL	4	12	0	0.250	0	0	0	0.000	4	12	0	0.250
2009	NFL	5	11	0	0.313	0	0	0	0.000	5	11	0	0.313
2010	NFL	5	11	0	0.313	0	0	0	0.000	5	11	0	0.313
2011	NFL	4	12	0	0.250	0	0	0	0.000	4	12	0	0.250
2012	NFL	5	11	0	0.313	0	0	0	0.000	5	11	0	0.313
NFL Totals		447	417	10	.511	11	20	0	.355	458	437	10	.506
AAFC Totals		47	4	3	.898	5	0	0	1.000	52	4	3	.907
Franchise Totals		494	421	13	.532	16	20	0	.444	510	441	13	.529

Bold Denotes League Champions: 8 times (4 AAFC 1946, 1947, 1948, 1949; 4 NFL 1950, 1954, 1955, 1964)

Denotes playoff appearance; 58 NFL seasons, 24 post-season appearances

* Denotes wild-card qualifier for playoffs

PLAYOFF RESULTS

BROWNS IN NFL CHAMPIONSHIP GAMES

12/24/1950: BROWNS 30, vs. Los Angeles Rams 28
 12/23/1951: at Los Angeles Rams 24, BROWNS 17
 12/18/1952: vs. Detroit Lions 17, BROWNS 7
 12/17/1953: at Detroit Lions 17, BROWNS 16
 12/26/1954: BROWNS 56, vs. Detroit Lions 10
 12/26/1955: BROWNS 38, at Los Angeles Rams 14
 12/29/1957: at Detroit Lions 59, BROWNS 14
 12/27/1964: BROWNS 27, vs. Baltimore Colts 0
 12/1966: at Green Bay Packers 23, BROWNS 12
 12/29/1968: vs. Baltimore Colts 34, BROWNS 0
 1/4/1970: at Minnesota Vikings 27, BROWNS 7

BROWNS IN CONFERENCE PLAYOFF GAMES

12/17/1950: BROWNS 8, vs. New York Giants 3
 12/21/1958: at New York Giants 10, BROWNS 0
 12/24/1967: at Dallas Cowboys 52, BROWNS 14
 12/21/1968: BROWNS 31, vs. Dallas Cowboys 20
 12/28/1969: BROWNS 38, at Dallas Cowboys 14
 1/11/1987: vs. Denver Broncos 23, BROWNS 20 (OT)
 1/17/1988: at Denver Broncos 38, BROWNS 33
 1/14/1990: at Denver Broncos 37, BROWNS 21

BROWNS IN DIVISIONAL PLAYOFF GAMES

12/26/1971: vs. Baltimore Colts 20, BROWNS 3
 12/24/1972: at Miami Dolphins 20, BROWNS 14

1/4/1980: vs. Oakland Raiders 14, BROWNS 12
 1/8/1983: at Los Angeles Raiders 27, BROWNS 10
 1/4/1986: at Miami Dolphins 24, BROWNS 21
 1/11/1987: BROWNS 23, vs. New York Jets 20 (2 OT)
 1/9/1988: BROWNS 38, vs. Indianapolis Colts 21
 1/6/1990: BROWNS 34, vs. Buffalo Bills 30
 1/7/1995: at Pittsburgh Steelers 29, BROWNS 9

BROWNS IN WILD CARD PLAYOFF GAMES

12/24/1988: vs. Houston Oilers 24, BROWNS 23
 1/1/1995: BROWNS 20, vs. New England Patriots 13
 1/5/2003: at Pittsburgh Steelers 36, BROWNS 33

BROWNS IN PLAYOFF BOWLS

1/7/1961: Detroit Lions 17, BROWNS 16 (at Miami)
 1/5/1964: Green Bay Packers 40, BROWNS 23 (at Miami)
 1/7/1968: Los Angeles Rams 30, BROWNS 6 (at Miami)

BROWNS IN AAFC ALL-STAR GAMES

12/18/1949: AAFC All-Stars 12, BROWNS 7

BROWNS IN COLLEGE ALL-STAR GAMES

8/17/1951: BROWNS 33, All-Stars 0
 8/12/1955: All-Stars 30, BROWNS 27
 8/10/1956: BROWNS 26, All-Stars 0
 8/6/1965: BROWNS 24, All-Stars 16

BROWNS' NFL PLAYOFF RECORD: 11-20 (.355)

NFL PLAYER LIMITS

The Active/Inactive List is the principal status for players participating for a club. It consists of all players under contract who are eligible for preseason, regular-season, and postseason games. Teams are permitted to open training camp with no more than 90 players under contract and thereafter must meet two mandatory roster reductions prior to the season opener. Teams will be permitted an Active List of 46 players and an Inactive List of seven players for each regular-season and postseason game. Teams also are permitted to establish Practice Squads of up to eight players who are eligible to participate in practice, but these players remain free agents and are eligible to sign with any other team in the league.

August 27.....Roster reduction to 75 players
 August 31.....Roster reduction to 53 players
 September 1.....Teams establish a Practice Squad of up to eight players

In addition to the squad limits described above, the overall roster limit of 90 players remains in effect throughout the regular season and postseason. The overall limit is applicable to players on a team's Active, Inactive, and certain Exempt Lists, players on the Practice Squad, and players on the Reserve List as Injured, Physically Unable to Perform, Non-Football Illness/Injury, and Suspended by Club.

ANNUAL ACTIVE PLAYER LIMITS

NFL Year(s)	Limit	NFL Year(s)	Limit
2011-13.....	46	1949-50.....	32
1991-2010.....	45**	1948.....	35
1985-90.....	45	1947.....	35* 34
1983-84.....	49	1945-46.....	33
1982.....	451-49	1943-44.....	28
1978-81.....	45	1940-42.....	33
1975-77.....	43	1938-39.....	30
1974.....	47	1936-37.....	25
1964-73.....	40	1935.....	24
1963.....	37	1930-34.....	20
1961-62.....	36	1926-29.....	18
1960.....	38	1925.....	16
1959.....	36	** 45 plus a third quarterback	
1957-58.....	35	† 45 for first two games	
1951-56.....	33	* 35 for first three games	

ALL-TIME ATTENDANCE

YEAR	HOME GAMES	HOME ATTEND	ROAD ATTEND	PRESEASON ATTEND	PLAYOFF ATTEND	TOTAL ATTEND
1946	7	339,962	206,060	35,964	40,469	622,455
1947	7	392,760	270,619	33,106	61,879	758,364
1948	7	318,619	270,728	43,279	22,981	655,607
1949	6	189,604	211,565	63,997	39,820	504,986
1950	6	200,319	232,361	125,642	62,805	621,127
1951	6	231,414	231,854	259,359	57,540	780,167
1952	6	240,204	200,656	116,310	50,934	608,104
1953	6	274,671	183,272	189,571	54,577	702,091
1954	6	183,476	200,101	182,255	43,827	609,659
1955	6	251,444	220,892	247,200	87,695	807,231
1956	6	221,648	161,887	302,221	—	685,756
1957	6	324,165	222,185	226,348	55,263	827,961
1958	6	370,781	264,375	224,602	61,174	920,932
1959	6	338,380	257,990	191,477	—	787,847
1960	6	337,972	234,767	*197,513	—	770,252
1961	7	426,886	268,909	173,603	—	869,398
1962	7	422,043	289,807	240,081	—	951,931
1963	7	487,430	331,642	*267,807	—	1,086,879
1964	7	549,334	337,929	218,544	79,544	1,185,351
1965	7	557,283	369,055	254,591	50,852	1,231,781
1966	7	544,250	389,783	246,708	—	1,180,741
1967	7	544,807	402,976	*295,514	70,786	1,314,083
1968	7	527,107	366,524	291,232	162,125	1,346,988
1969	7	578,360	380,442	283,248	117,221	1,359,271
1970	7	567,377	379,082	347,558	—	1,294,017
1971	7	541,505	381,467	334,051	74,082	1,331,105
1972	7	528,591	382,182	397,140	80,010	1,387,923
1973**	7	490,406	382,124	329,183	—	1,201,713
1974	7	424,412	319,684	200,904	—	945,000
1975	7	390,440	358,175	180,338	—	928,953
1976	7	472,602	310,340	183,434	—	966,376
1977	7	480,805	380,166	248,178	—	1,109,149
1978	8	510,046	397,891	127,918	—	1,035,855
1979	8	593,821	400,029	169,623	—	1,163,473
1980	8	620,496	419,834	197,991	77,655	1,315,976
1981	8	601,725	470,856	232,523	—	1,305,104
1982	4	251,314	245,350	209,598	56,555	762,817
1983	8	564,639	414,621	202,840	—	1,182,100
1984	8	458,433	345,159	162,367	—	965,959
1985	8	535,752	445,250	156,607	75,128	1,212,737
1986	8	583,739	452,237	192,060	158,021	1,386,057
1987	7	492,939	378,368	193,325	154,579	1,219,211
1988	8	615,545	469,029	238,380	74,977	1,397,931
1989	8	613,415	483,534	289,305	153,752	1,540,006
1990	8	568,093	516,085	233,158	—	1,317,336
1991	8	571,752	432,264	216,260	—	1,220,276
1992	8	560,417	416,269	203,012	—	1,179,698
1993	8	568,474	415,133	166,496	—	1,150,103
1994	8	559,582	492,141	197,793	135,637	1,385,153
1995	8	512,392	458,037	177,653	—	1,148,082
1999	8	580,934	482,769	297,883	—	1,361,586
2000	8	581,544	475,595	270,697	—	1,327,836
2001	8	583,094	506,492	280,694	—	1,370,280
2002	8	586,294	523,767	265,136	62,595	1,446,792
2003	8	585,564	553,876	268,108	—	1,407,548
2004	8	584,840	556,930	282,059	—	1,423,829
2005	8	578,330	502,742	255,658	—	1,336,730
2006	8	578,672	533,569	275,716	—	1,387,957
2007	8	584,006	526,080	275,716	—	1,385,802
2008	8	582,230	565,392	265,211	—	1,412,833
2009	8	551,110	503,105	265,228	—	1,391,443
2010	8	528,933	488,974	225,951	—	1,243,858
2011	8	526,997	486,462	242,099	—	1,255,558
2012	8	533,058	532,210	235,981	—	1,301,249
TOTALS		30,497,237	24,289,649	14,204,004	2,222,483	71,294,373

* Includes Miami Playoff Bowl games at end of season.

** First year of new method of announcing attendance.

RECORDS

CAREER TOP 10

SCORING

PLAYER	YEARS	TD	PAT	FG	TOTAL
1. Lou Groza	1950-59, 61-67	1	641	234	1,349
2. Phil Dawson	1999-2012	1	350	305	1,271
3. Don Cockroft	1968-80	0	432	216	1,080
4. Jim Brown	1957-65	126	0	0	756
5. Matt Bahr	1981-89	0	248	143	677
6. Leroy Kelly	1964-73	90	0	0	540
7. Matt Stover	1991-95	0	156	108	480
8. Gary Collins	1962-72	70	0	0	420
9. Ray Renfro	1952-63	55	0	0	330
10. Kevin Mack	1985-93	54	0	0	324

RUSHING

PLAYER	YEARS	CARRIES	YARDS	AVG.	TD
1. Jim Brown	1957-65	2,359	12,312	5.2	106
2. Leroy Kelly	1964-73	1,727	7,274	4.2	74
3. Mike Pruitt	1976-84	1,593	6,540	4.1	47
4. Greg Pruitt	1973-81	1,158	5,496	4.7	25
5. Kevin Mack	1985-93	1,291	5,123	4.0	46
6. Earnest Byner	1984-88, 94-95	862	3,364	3.9	27
7. Ernie Green	1962-68	668	3,204	4.8	15
8. Jamal Lewis	2007-09	720	2,806	3.9	13
9. Bobby Mitchell	1958-61	423	2,297	5.4	16
10. Cleo Miller	1975-82	546	2,286	4.2	16

PLAYER	ATTEMPTS YEARS	ATTEMPTS
1. Jim Brown	1957-65	2,359
2. Leroy Kelly	1964-73	1,727
3. Mike Pruitt	1976-84	1,593
4. Kevin Mack	1985-93	1,291
5. Greg Pruitt	1973-81	1,158
6. Earnest Byner	1984-88, 94-95	862
7. Jamal Lewis	2007-09	720
8. Ernie Green	1962-68	668
9. Eric Metcalf	1989-94	592
10. William Green	2002-05	568

PLAYER	TOUCHDOWNS YEARS	RUSHING TDS
1. Jim Brown	1957-65	106
2. Leroy Kelly	1964-73	74
3. Mike Pruitt	1976-84	47
4. Kevin Mack	1985-93	46
5. Otto Graham	1950-55	33
6. Earnest Byner	1984-88, 94-95	27
7. Greg Pruitt	1973-81	25
8. Bo Scott	1969-74	18
9. Cleo Miller	1975-82	16
Bobby Mitchell	1958-61	16

PASSING

PLAYER	ATTEMPTS YEARS	ATTEMPTS
1. Brian Sipe	1974-83	3,439
2. Bernie Kosar	1985-93	3,150
3. Frank Ryan	1962-68	1,755
4. Tim Couch	1999-03	1,714
5. Otto Graham	1950-55	1,565
6. Mike Phipps	1970-76	1,317
7. Bill Nelsen	1968-72	1,314
8. Derek Anderson	2005-09	1,109
9. Milt Plum	1957-61	1,083
10. Vinny Testaverde	1993-95	998

PLAYER	COMPLETIONS YEARS	COMPLETIONS
1. Brian Sipe	1974-83	1,944
2. Bernie Kosar	1985-93	1,853
3. Tim Couch	1999-03	1,025
4. Frank Ryan	1962-68	907
5. Otto Graham	1950-55	872
6. Bill Nelsen	1968-72	689
7. Mike Phipps	1970-76	633
8. Milt Plum	1957-61	627
9. Derek Anderson	2005-09	587

10. Vinny Testaverde	1993-95	578
----------------------	---------	-----

YARDS

PLAYER	YEARS	YARDS
1. Brian Sipe	1974-83	23,713
2. Bernie Kosar	1985-93	21,904
3. Otto Graham	1950-55	13,499
4. Frank Ryan	1962-68	13,361
5. Tim Couch	1999-03	11,131
6. Bill Nelsen	1968-72	9,725
7. Milt Plum	1957-61	8,914
8. Mike Phipps	1970-76	7,700
9. Vinny Testaverde	1993-95	7,255
10. Derek Anderson	2005-09	7,083

TOUCHDOWNS

PLAYER	YEARS	TOUCHDOWNS
1. Brian Sipe	1974-83	154
2. Frank Ryan	1962-68	134
3. Bernie Kosar	1985-93	116
4. Otto Graham	1950-55	88
5. Bill Nelsen	1968-72	71
6. Milt Plum	1957-61	66
7. Tim Couch	1999-03	64
8. Vinny Testaverde	1993-95	47
9. Derek Anderson	2005-09	46
10. Mike Phipps	1970-76	40

QUARTERBACK RATING (MINIMUM 750 ATTEMPTS)

PLAYER	YEARS	ATT	COMP	YARDS	TD	INT	RATING
1. Milt Plum	1957-61	1,083	627	8,914	66	39	89.9
2. Bernie Kosar	1985-93	3,150	1,853	21,904	116	81	81.6
3. Frank Ryan	1962-68	1,755	907	13,361	134	88	81.4
4. V. Testaverde	1993-95	998	578	7,255	47	37	80.9
5. Otto Graham	1950-55	1,565	872	13,499	88	94	78.2
6. Tim Couch	1999-03	1,714	1,025	11,131	64	67	75.1
7. Brian Sipe	1974-83	3,439	1,944	23,713	154	149	74.8
8. Bill Nelsen	1968-72	1,314	689	9,725	71	71	72.1
9. Derek Anderson	2005-09	1,109	587	7,083	46	45	69.7
10. Paul McDonald	1980-85	767	411	5,279	24	37	65.7

RECEIVING

RECEPTIONS

PLAYER	YEARS	RECEPTIONS
1. Ozzie Newsome	1978-90	662
2. Gary Collins	1962-71	331
3. Greg Pruitt	1973-81	323
4. Kevin Johnson	1999-03	315
Brian Brennan	1984-91	315
6. Reggie Rucker	1975-81	310
7. Webster Slaughter	1986-91	305
8. Eric Metcalf	1989-94	297
9. Ray Renfro	1952-63	281
10. Earnest Byner	1984-88, 94-95	276
Dennis Northcutt	2000-06	276

RECEIVING YARDS

PLAYER	YEARS	REC.	YARDS	AVG.	TDS
1. Ozzie Newsome	1978-90	662	7,980	12.1	47
2. Ray Renfro	1952-63	281	5,508	19.6	50
3. Gary Collins	1962-71	331	5,299	16.0	70
4. Paul Warfield	1964-69, 76-77	271	5,210	19.2	52
5. Reggie Rucker	1975-81	310	4,953	16.0	32
6. Webster Slaughter	1986-91	305	4,834	15.8	27
7. Dave Logan	1976-83	262	4,247	16.2	24
8. Milt Morin	1966-75	271	4,208	15.5	16
9. Brian Brennan	1984-91	315	4,148	13.2	19
10. Dante Lavelli	1950-56*	244	3,908	16.0	33

AVERAGE PER RECEPTION (MINIMUM 100 RECEPTIONS)

PLAYER	YEARS	AVERAGE
1. Ray Renfro	1952-63	19.6
2. Paul Warfield	1964-69, 76-77	19.2
3. Ricky Brewer	1976-84	18.4
4. Darrel Brewster	1952-58	18.1
5. Dub Jones	1950-55	16.8
6. Dave Logan	1976-83	16.2
Michael Jackson	1991-95	16.2
8. Dante Lavelli	1950-56*	16.0
Gary Collins	1962-71	16.0
Reggie Rucker	1975-81	16.0

*Does not include AAFC statistics

INTERCEPTIONS

PLAYER	YEARS	NO.	YARDS	AVG.	TD
1. Thom Darden	1972-74, 76-81	45	820	18.2	2
2. Warren Lahr	1950-59	40	530	13.3	5
3. Clarence Scott	1971-83	39	407	10.4	2
4. Ken Konz	1953-59	30	392	13.1	4
5. Bernie Parrish	1959-66	29	557	19.2	3
6. Ross Fichtner	1960-67	27	581	21.5	3
Mike Howell	1965-72	27	252	9.3	0
8. Felix Wright	1985-90	26	469	18.0	2
Hanford Dixon	1981-89	26	225	8.7	0
Tommy James	1950-55	26	208	8.0	0

PUNT RETURNS

PLAYER	YEARS	NO.
1. Dennis Northcutt	2000-06	202
2. Joshua Cribbs	2005-12	195
3. Gerald McNeil	1986-89	161
4. Eric Metcalf	1989-94	127
5. Dino Hall	1979-83	111
6. Leroy Kelly	1964-73	94
7. Keith Wright	1978-80	78
8. Ken Konz	1953-59	68
9. Billy Reynolds	1953-54, 57	67
10. Greg Pruitt	1973-81	56

RETURN YARDS

PLAYER	YEARS	YARDS
1. Joshua Cribbs	2005-12	2,154
2. Dennis Northcutt	2000-06	2,149
3. Gerald McNeil	1986-89	1,545
4. Eric Metcalf	1989-94	1,341
5. Leroy Kelly	1964-73	990
6. Dino Hall	1979-83	901
7. Greg Pruitt	1973-81	659
8. Bobby Mitchell	1958-61	607
9. Ken Konz	1953-59	556
10. Keith Wright	1978-80	467

RETURN AVERAGE (MINIMUM 50 RETURNS)

PLAYER	YEARS	NO.	YARDS	AVG.	TD
1. Greg Pruitt	1973-81	56	659	11.8	0
2. Bobby Mitchell	1958-61	54	607	11.2	3
3. Joshua Cribbs	2005-12	195	2,154	11.0	3
4. Dennis Northcutt	2000-06	202	2,149	10.6	3
Eric Metcalf	1989-94	127	1,341	10.6	5
6. Leroy Kelly	1964-73	94	990	10.5	3
7. Gerald McNeil	1986-89	161	1,545	9.6	1
8. Ken Konz	1953-59	68	556	8.2	1
9. Dino Hall	1979-83	111	901	8.1	0
10. Brian Brennan	1984-91	55	435	7.9	1

KICKOFF RETURNS

RETURNS

PLAYER	YEARS	NO.
1. Joshua Cribbs	2005-12	387
2. Dino Hall	1979-83	151
3. Eric Metcalf	1989-94	139
4. Andre' Davis	2002-04	88
5. Glen Young	1984-85, 87-88	87
6. Randy Baldwin	1991-94	82
7. Leroy Kelly	1964-73	76
8. Keith Wright	1978-80	70
9. Gerald McNeil	1986-89	64
10. Bobby Mitchell	1958-61	62
Walter Roberts	1964-66	62

RETURN YARDS

PLAYER	YEARS	YARDS
1. Joshua Cribbs	2005-12	10,015
2. Dino Hall	1979-83	3,185
3. Eric Metcalf	1989-94	2,806
4. Glen Young	1984-85, 87-88	2,079
5. Randy Baldwin	1991-94	1,872
6. Andre' Davis	2002-04	1,871
7. Leroy Kelly	1964-73	1,784
8. Keith Wright	1978-80	1,767
9. Walter Roberts	1964-66	1,608
10. Bobby Mitchell	1958-61	1,550

KICKOFF RETURN AVERAGE (MINIMUM 50 RETURNS)

PLAYER	YEARS	NO.	YARDS	AVG.	TD
1. Greg Pruitt	1973-81	58	1,523	26.3	1
2. Walter Roberts	1964-66	62	1,608	25.9	0
Joshua Cribbs	2005-12	387	10,015	25.9	8
4. Keith Wright	1978-80	70	1,767	25.2	0
5. Bobby Mitchell	1958-61	62	1,550	25.0	3
6. Billy Lefear	1972-75	60	1,461	24.4	0
7. Glen Young	1984-85, 87-88	87	2,079	23.9	0
8. Leroy Kelly	1964-73	76	1,784	23.5	0
9. Randy Baldwin	1991-94	82	1,872	22.8	1
10. Andre' Davis	2002-04	88	1,871	21.3	1

COMBINED YARDS*

PLAYER	YEARS	ATT.	YARDS	AVG.
1. Jim Brown	1957-65	2,650	15,459	5.8
2. Joshua Cribbs	2005-12	817	14,083	17.2
3. Leroy Kelly	1964-73	2,087	12,329	5.9
4. Greg Pruitt	1973-81	1,595	10,700	6.7
5. Eric Metcalf	1989-94	1,155	9,108	7.9
6. Mike Pruitt	1976-84	1,860	8,538	4.6
7. Ozzie Newsome	1978-90	682	8,144	11.9
8. Kevin Mack	1985-93	1,488	6,725	4.5
9. Ray Renfro	1952-63	467	6,569	14.1
10. Earnest Byner	1984-88, 94-95	1,166	6,509	5.6

*Includes rushing, receiving, punt returns and kickoff returns.

2013 BROWNS PRONUNCIATION GUIDE

Johnson Bademosi – BOD-ee-mosi
Davone Bess – duh-VAHN
Brandon Bogoyay – BO-guh-tay
Tashaun Gipson – TUH-shawn
Caylin Hauptmann – KAY-lin
 HOWPT-man

D'Qwell Jackson
Ishmael'ily Kitchen
Shawn Lauvao
Owen Marecic
Barkevious Mingo
Chris Ogbonnaya

– DUH-quell
 – ish-MAY-lee
 – luh-VOW
 – ma-REE-sik
 – bar-KEE-vee-us
 – oh-bonn-EYE-ah

Ahtyba Rubin – ah-TAH-bah
Jabaa! Sheard – JUH-ball SHEERD
Buster Skrine – SCREEN
Chris Tabor – TAY-ber

NFL WAIVERS

The waiver system is a procedure by which player contracts or NFL rights to players are made available by a club to other clubs in the League. During the procedure, the 31 other clubs either file claims to obtain the players or waive the opportunity to do so — thus the term "waiver." Claiming clubs are assigned players on a priority basis on the inverse of won-and-lost standing. The claiming period is 24 hours from the first business day after the Super Bowl through the conclusion of the regular season. If a player passes through waivers unclaimed, he becomes a free agent. All waivers are no recall and no withdrawal. Under the Collective Bargaining Agreement, from the beginning of the waiver system each year through the trading deadline, any veteran who has acquired four years of pension credit is not subject to the waiver system if the club desires to release him. After the trading deadline, such players are subject to the waiver system.

TOP 10 SEASONS

SCORING

PLAYER	YEAR	TD	PAT	FG	TOTAL
1. Jim Brown	1965	21	0	0	126
2. Leroy Kelly	1968	20	0	0	120
Phil Dawson	2007	0	42	26	120
4. Phil Dawson	2012	0	29	29	116
5. Lou Groza	1964	0	49	22	115
6. Matt Stover	1995	0	26	29	113
7. Matt Stover	1994	0	32	26	110
8. Lou Groza	1953	0	39	23	108
Jim Brown	1958	18	0	0	108
Jim Brown	1962	18	0	0	108
Phil Dawson	2008	0	18	30	108

RUSHING YARDS

PLAYER	YEAR	ATT	YARDS	AVG.	TD
1. Jim Brown	1963	291	1,863	6.4	12
2. Jim Brown	1965	289	1,544	5.3	17
3. Jim Brown	1958	257	1,527	5.9	17
4. Jim Brown	2000	280	1,446	5.2	7
5. Jim Brown	1961	305	1,408	4.6	8
6. Jim Brown	1959	290	1,329	4.6	14
7. Jamal Lewis	2007	298	1,304	4.4	9
8. Mike Pruitt	1979	264	1,294	4.9	9
9. Jim Brown	1960	215	1,257	5.8	9
10. Leroy Kelly	1968	248	1,239	5.0	16

PASSING

YARDS						
PLAYER	YEAR	ATT	COMP	YARDS	TD	RATING
1. Brian Sipe	1980	554	337	4,132	30	14 91.4
2. Brian Sipe	1981	567	313	3,876	17	25 68.2
3. Bernie Kosar	1986	531	310	3,854	17	10 83.8
4. Brian Sipe	1979	535	286	3,793	28	26 73.4
5. Derek Anderson	2007	527	298	3,787	29	19 82.5
6. Brian Sipe	1983	496	291	3,566	26	23 79.1
7. Bernie Kosar	1989	513	303	3,533	18	14 80.3
8. Bernie Kosar	1991	494	307	3,487	18	9 87.8
9. Paul McDonald	1984	493	271	3,472	14	23 67.3
10. Brandon Weeden	2012	517	297	3,385	14	17 72.6

QUARTERBACK RATING (MINIMUM 200 ATTEMPTS)

PLAYER	YEAR	ATT	COMP	YARDS	TD	INT	RATING
1. Milt Plum	1960	250	151	2,297	21	5	110.37
2. Otto Graham	1953	258	167	2,722	11	9	99.66
3. Bernie Kosar	1987	389	241	3,033	22	9	95.41
4. Brian Sipe	1980	554	337	4,132	30	14	91.37
5. Frank Ryan	1963	256	135	2,038	25	13	90.59
6. Milt Plum	1961	302	177	2,416	18	10	90.33
7. Frank Ryan	1966	382	200	2,974	29	14	88.19
8. Bernie Kosar	1991	494	307	3,487	18	9	87.84
9. V. Testaverde	1995	394	241	2,883	17	10	87.79
10. Milt Plum	1959	266	156	1,992	14	8	87.17

RECEIVING

RECEPTIONS			RECEPTIONS		
PLAYER	YEAR		PLAYER	YEAR	
1. Ozzie Newsome	1983	89	1. Ozzie Newsome	1984	89
Ozzie Newsome	2006	89	Kellen Winslow	2001	84
4. Kevin Johnson	2007	82	5. Kellen Winslow	2007	82
6. Braylon Edwards	2007	80	7. Ozzie Newsome	1981	69
Antonio Bryant	2005	69	9. Benjamin Watson	2010	68
10. Kevin Johnson	2002	67			

YARDS

PLAYER	YEAR	YARDS
1. Braylon Edwards	2007	1,289
2. Webster Slaughter	1989	1,236
3. Kellen Winslow	2007	1,106
4. Kevin Johnson	2001	1,097
5. Paul Warfield	1968	1,067
6. Antonio Bryant	2005	1,009
7. Ozzie Newsome	1981	1,002
8. Ozzie Newsome	1984	1,001
9. Kevin Johnson	1999	986
10. Dave Logan	1979	982

INTERCEPTIONS

PLAYER	YEAR	NO	YARDS	AVG	TD
1. Thom Darden	1978	10	200	20.0	0
Anthony Henry	2001	10	177	17.7	1
3. Tommy James	1950	9	69	7.7	0
Felix Wright	1989	9	91	10.1	1
Eric Turner	1994	9	199	22.1	1
6. Warren Lahr	1950	8	99	12.4	2
Jim Shofner	1960	8	75	9.4	0
Bobby Franklin	1960	8	131	16.4	2
Mike Howell	1966	8	62	7.8	0
Ross Fichtner	1966	8	152	19.0	1
Ben Davis	1968	8	162	20.3	0
Thom Darden	1974	8	105	13.1	0

PUNTING GROSS AVERAGE

PLAYER	YEAR	NO	YARDS	AVG.	LG	BLOCK
1. Gary Collins	1965	65	3,035	46.69	71	0
2. Horace Gillum	1952	61	2,787	45.69	73	1
3. Chris Gardocki	2000	108	4,919	45.55	67	0
4. Horace Gillum	1951	73	3,321	45.49	66	0
5. Dave Zastudil	2008	75	3,410	45.47	65	0
6. Dave Zastudil	2009	49	2,188	44.70	60	0
7. Brian Hansen	1993	82	3,632	44.29	72	2
8. Dave Zastudil	2006	81	3,563	44.00	61	0
9. Reggie Hodges	2010	78	3,424	43.90	59	0
10. Chris Gardocki	1999	106	4,645	43.82	61	0

PUNT RETURN AVERAGE

PLAYER	YEAR	NO	YARDS	AVG.	TD
1. Leroy Kelly	1965	17	265	15.6	2
2. Dennis Northcutt	2002	25	367	14.7	2
3. Joshua Cribbs	2007	30	405	13.5	1
4. Greg Pruitt	1974	27	349	12.9	0
Eric Metcalf	1993	36	464	12.9	2
6. Ben Davis	1967	18	229	12.7	1
7. Ken Carpenter	1951	14	173	12.4	0
8. Dennis Northcutt	2004	36	432	12.0	0
9. Joshua Cribbs	2012	38	457	12.0	0
10. Joshua Cribbs	2009	38	452	11.9	1

KICKOFF RETURN AVERAGE

PLAYER	YEAR	NO	YARDS	AVG.	TD
1. Billy Lefear	1975	14	412	31.7	0
2. Joshua Cribbs	2007	59	1,809	30.7	2
3. Billy Reynolds	1954	14	413	29.5	0
4. Bo Scott	1969	25	722	28.9	0
5. Greg Pruitt	1973	16	453	28.3	0
6. Walter Roberts	1964	24	661	27.5	0
Greg Pruitt	1974	22	606	27.5	1
Joshua Cribbs	2009	56	1,542	27.5	3
9. Walter Roberts	1965	18	493	27.4	0
Joshua Cribbs	2012	43	1,178	27.4	0

COMBINED YARDS*

PLAYER	YEAR	ATT	YARDS	AVG.
1. Joshua Cribbs	2009	169	2,510	14.9
2. Joshua Cribbs	2007	101	2,312	22.9
3. Jim Brown	1963	315	2,131	6.8
4. Leroy Kelly	1966	273	2,014	7.4
5. Eric Metcalf	1993	243	1,932	8.0
6. Jim Brown	1961	353	1,917	5.4
7. Joshua Cribbs	2011	121	1,905	15.7
8. Jim Brown	1965	323	1,872	5.8
9. Greg Pruitt	1975	288	1,798	6.2
10. Jim Brown	1964	316	1,786	5.7

*Includes rushing, receiving, punt returns and kickoff returns.

KRUGER'S BIG DAY

Browns linebacker Paul Kruger notched the biggest game of his career on the largest stage in Super Bowl XLVII against San Francisco, as a member of the Baltimore Ravens in 2012. Kruger recorded three tackles and a game-high two sacks, which are tied for third-most in a single-game in Super Bowl history.

TOP 10 GAME PERFORMANCES

RUSHING YARDS

PLAYER	OPPONENT	DATE	YARDS
1. Jerome Harrison	at Kansas City	12/20/2009	286
2. Jim Brown	vs. L.A. Rams	11/24/1957	237
3. Jim Brown	vs. Philadelphia	11/19/1961	237
4. Bobby Mitchell	at Washington	11/15/1959	232
Jim Brown	at Dallas	9/22/1963	232
6. Jim Brown	at Philadelphia	11/3/1963	223
7. Jamal Lewis	vs. Cincinnati	9/16/2007	216
8. Greg Pruitt	vs. Kansas City	12/14/1975	214
9. Greg Pruitt	at Atlanta	10/17/1976	191
10. Marion Motley	vs. Pittsburgh	10/29/1950	188
Jim Brown	at Dallas	10/18/1964	188
Earnest Byner	at Houston Oilers	12/16/1984	188

PASSING

YARDS

PLAYER	OPPONENT	DATE	YARDS	ATT	COMP
1. Brian Sipe	vs. Baltimore	10/25/1981	444	41	30
2. Bernie Kosar	vs. Pittsburgh	11/23/1986	414	46	28
3. Kelly Holcomb	at Cincinnati	11/28/2004	413	39	30
4. Otto Graham	at Pittsburgh	10/4/1952	401	49	21
Bernie Kosar	vs. Miami	11/10/1986	401	50	32
6. Kelly Holcomb	vs. Arizona	11/16/2003	392	35	29
7. Brian Sipe	vs. Green Bay	10/19/1980	391	39	24
8. Brian Sipe	vs. San Diego	9/7/1981	375	57	31
9. Otto Graham	vs. Chicago Cardinals	10/15/1950	369	35	22
10. Frank Ryan	at St. Louis Cardinals	12/17/1966	367	30	17

HIGHEST QUARTERBACK RATING (MINIMUM 15 ATTEMPTS)

PLAYER	OPPONENT	DATE	RATING
1. Otto Graham	vs. Chicago Cardinals	10/10/1954	158.33
Brian Sipe	vs. Buffalo	10/29/1978	158.33
3. Milt Plum	vs. St. Louis Cardinals	11/13/1960	154.86
4. Milt Plum	vs. Washington	10/25/1959	153.94
5. Brian Sipe	at Baltimore	11/19/1978	150.57
6. Frank Ryan	at New York Giants	10/24/1965	146.39
7. Bernie Kosar	vs. Dallas	12/4/1988	145.29
8. Milt Plum	vs. Philadelphia	10/23/1960	145.08
9. Gary Danielson	at Cincinnati	10/18/1987	144.02
10. Derek Anderson	at St. Louis Rams	10/28/2007	143.00

RECEIVING

RECEPTIONS

PLAYER	OPPONENT	DATE	REC
1. Ozzie Newsome	vs. New York Jets	10/14/1984	14
2. Mac Speedie	vs. Chicago Cardinals	11/9/1952	11
Webster Slaughter	at Pittsburgh	12/22/1991	11
Kevin Johnson	at San Francisco	9/21/2003	11
Kellen Winslow	at San Diego	11/5/2006	11
Kellen Winslow	at Houston Texans	12/31/2006	11
Kellen Winslow	vs. Seattle	11/4/2007	11

8. Dub Jones	at Washington	12/10/1950	10
Gern Nagler	at Pittsburgh	11/20/1960	10
Greg Pruitt	vs. New York Jets	12/7/1980	10
Ozzie Newsome	vs. San Diego	12/5/1982	10
Ozzie Newsome	at Cincinnati	12/12/1982	10
Ozzie Newsome	vs. Houston Oilers	11/25/1984	10
Earnest Byner	vs. Cincinnati	9/18/1986	10
Brian Brennan	at Cincinnati	10/18/1987	10
Leroy Hoard	at Houston Oilers	11/17/1991	10
Leroy Hoard	vs. Houston Oilers	12/15/1991	10
Darrin Chiaverini	vs. Jacksonville	12/19/1999	10
Jamel White	at Tampa Bay	10/13/2002	10
Kellen Winslow	vs. Houston Texans	11/25/2007	10
Kellen Winslow	vs. Denver	11/6/2008	10
Benjamin Watson	at Miami	12/5/2010	10

YARDS

PLAYER	OPPONENT	DATE	YARDS
1. Ozzie Newsome	vs. New York Jets	10/14/1984	191
2. Webster Slaughter	vs. Chicago	10/23/1989	186
3. Webster Slaughter	vs. Houston Oilers	10/29/1989	184
4. Darrel Brewster	vs. New York Giants	12/6/1953	182
5. Gern Nagler	at Pittsburgh	11/20/1960	177
Reggie Rucker	vs. Miami	11/18/1979	177
Eric Metcalf	at L.A. Raiders	9/20/1992	177
8. Brian Brennan	vs. San Diego	12/21/1986	176
9. Andre Rison	at Cincinnati	10/29/1995	173
10. Derrick Alexander	vs. New York Giants	12/4/1994	171

PUNT RETURN YARDS

PLAYER	OPPONENT	DATE	YARDS
1. Eric Metcalf	vs. Pittsburgh	10/24/1993	166
2. Joshua Cribbs	vs. San Francisco	12/30/2007	135
3. Joshua Cribbs	vs. Cincinnati	10/4/2009	120
4. Eric Metcalf	at Cincinnati	9/4/1994	115
5. Leroy Kelly	at Pittsburgh	11/28/1965	109
6. Gerald McNeil	vs. Detroit	9/28/1986	106
7. Dennis Northcutt	at Tennessee	9/22/2002	105
8. Dennis Northcutt	at San Diego	11/5/2006	104
9. Gerald McNeil	at Indianapolis	12/10/1989	103
10. Ken Carpenter	vs. Washington	11/30/1952	101

KICKOFF RETURN YARDS

PLAYER	OPPONENT	DATE	YARDS
1. Joshua Cribbs	at Kansas City	12/20/2009	269
2. Joshua Cribbs	at Baltimore	11/18/2007	245
3. Joshua Cribbs	vs. Baltimore	11/2/2008	237
4. Joshua Cribbs	at New York Giants	10/7/2012	221
5. Richard Alston	at Cincinnati	11/28/2004	212
6. Joshua Cribbs	at Pittsburgh	11/11/2007	204
7. Richard Alston	at Baltimore	11/7/2004	197
8. Joshua Cribbs	vs. Washington	12/16/2012	191
9. Joshua Cribbs	vs. Cincinnati	9/16/2007	183
10. Joshua Cribbs	at Oakland	9/23/2007	174

COMBINED YARDS*

PLAYER	OPPONENT	DATE	YARDS
1. Joshua Cribbs	at Kansas City	12/20/2009	316 (269 KR, 36 PR, 8 R, 3 P)
2. Jim Brown	vs. Philadelphia	11/19/1961	313 (237 R, 52 P, 24 KR)
3. Joshua Cribbs	at Baltimore	11/18/2007	309 (245 KR, 61 PR, 3 R)
4. Greg Pruitt	vs. Cincinnati	11/23/1975	304 (121 R, 106 P, 36 KR, 41 PR)
5. Leroy Kelly	vs. New York Giants	12/4/1966	299 (126 R, 71 P, 102 KR)
6. Joshua Cribbs	vs. Baltimore	11/2/2008	278 (237 KR, 41 PR)
7. Jim Brown	at Los Angeles Rams	11/24/1957	269 (237 R, 21 P, 11 KR)
8. Jim Brown	at Washington	9/15/1963	262 (162 R, 100 P)
9. Greg Pruitt	at San Diego	11/3/1974	259 (47 R, 38 P, 165 KR, 9 PR)
10. Jim Brown	at Washington	12/4/1960	252 (135 R, 64 P, 53 KR)

*Includes rushing, receiving, punt returns and kickoff returns.

LONGEST PLAYS

LONGEST RUSHING PLAYS

- 90 — Bobby Mitchell vs. Washington Redskins, Nov. 15, 1959 (TD)
- 80 — Jim Brown vs. Washington Redskins, Sept. 15, 1963 (TD)
- 78 — Greg Pruitt vs. Kansas City Chiefs, Oct. 30, 1977 (TD)
78 — Lee Suggs at Cincinnati Bengals, Dec. 28, 2003 (TD)
- 77 — Mike Pruitt vs. Oakland Raiders, Dec. 9, 1979 (TD)
- 75 — Reuben Droughns vs. Miami Dolphins, Nov. 20, 2005 (TD)
- 73 — Ernie Green vs. Detroit Lions, Dec. 8, 1963
- 72 — Jerome Harrison at Buffalo Bills, Nov. 7, 2008 (TD)
- 71 — Jim Brown vs. Philadelphia Eagles, Nov. 23, 1960 (TD)
71 — Jim Brown vs. Dallas Cowboys, Sept. 22, 1963 (TD)
71 — Jim Brown vs. Dallas Cowboys, Oct. 18, 1964
71 — Mike Pruitt vs. Buffalo Bills, Oct. 29, 1978 (TD)
71 — Jerome Harrison at Kansas City, Dec. 20, 2009 (TD)

LONGEST PASSING PLAYS

- *99 — Jeff Garcia to Andre Davis vs. Cincinnati Bengals, Oct. 17, 2004 (TD)
- 97 — Bernie Kosar to Webster Slaughter vs. Chicago Bears, Oct. 23, 1989 (TD)
- 87 — Bill Nelsen to Milt Morin vs. Philadelphia Eagles, Nov. 24, 1968
- 86 — Milt Plum to Leon Clarke vs. Philadelphia Eagles, Oct. 23, 1960 (TD)
- 83 — Frank Ryan to Jim Brown vs. Washington Redskins, Sept. 15, 1963 (TD)
- 82 — Bill Nelsen to Paul Warfield vs. St. Louis Cardinals, Dec. 14, 1969 (TD)
- 81 — Otto Graham to Dub Jones vs. San Francisco 49ers, Sept. 30, 1951 (TD)
81 — Vinny Testaverde to Derrick Alexander vs. Arizona Cardinals, Sept. 18, 1994 (TD)
- 80 — Otto Graham to Dub Jones vs. Pittsburgh Steelers, Oct. 29, 1950 (TD)
80 — Frank Ryan to Walter Roberts vs. Washington Redskins, Sept. 19, 1965 (TD)
80 — Mike Phipps to Frank Pitts vs. New York Jets, Dec. 17, 1972 (TD)
80 — Bernie Kosar to Webster Slaughter vs. Houston Oilers, Oct. 29, 1989 (TD)
80 — Trent Diller to Braylon Edwards at Green Bay Packers, Sept. 18, 2005 (TD)
*tied an NFL record

LONGEST PUNTS

- 80 — Horace Gillom vs. New York Giants, Nov. 28, 1954
- 75 — Horace Gillom vs. Pittsburgh Steelers, Oct. 29, 1950
- 73 — Horace Gillom vs. Washington Redskins, Oct. 26, 1952
73 — Gary Collins vs. Pittsburgh Steelers, Oct. 5, 1963
73 — Brian Hansen vs. Denver Broncos, Sept. 27, 1992
- 72 — Brian Hansen at Cincinnati Bengals, Oct. 17, 1993
- 71 — Gary Collins vs. Philadelphia Eagles, Oct. 2, 1965
71 — Don Cockroft vs. Houston Oilers, Nov. 22, 1970
71 — Don Cockroft vs. Kansas City Chiefs, Dec. 2, 1973
- 70 — Fred Morrison vs. Baltimore Colts, Nov. 11, 1956

LONGEST PUNT RETURNS

- 93 — Travis Benjamin vs. Kansas City Chiefs, Dec. 9, 2012 (TD)
- 92 — Eric Metcalf at Cincinnati Bengals, Sept. 4, 1994 (TD)
- 91 — Eric Metcalf vs. Pittsburgh Steelers, Oct. 24, 1993 (TD)
- 87 — Dennis Northcutt vs. Pittsburgh Steelers, Nov. 3, 2002 (TD)
- 84 — Gerald McNeil vs. Detroit Lions, Sept. 28, 1986 (TD)
84 — Joshua Cribbs at Baltimore Ravens, Dec. 24, 2011 (TD)

- 81 — Dennis Northcutt at San Diego Chargers, Nov. 5, 2006
- 78 — Bobby Mitchell vs. New York Giants, Dec. 6, 1959 (TD)
- 76 — Joshua Cribbs vs. San Francisco 49ers, Dec. 30, 2007 (TD)
- 75 — Eric Metcalf vs. Chicago Bears, Nov. 29, 1992 (TD)
75 — Eric Metcalf vs. Pittsburgh Steelers, Oct. 24, 1993 (TD)

LONGEST KICKOFF RETURNS

- 104 — Carl Ward vs. Washington Redskins, Nov. 26, 1967 (TD)
- 103 — Joshua Cribbs at Kansas City Chiefs, Dec. 20, 2009 (TD)
- 102 — Leroy Bolden vs. Chicago Cardinals, Oct. 26, 1958 (TD)
- 101 — Eric Metcalf at Houston Oilers, Dec. 9, 1990 (TD)
- 100 — Gerald McNeil at Pittsburgh Steelers, Oct. 5, 1986 (TD)
100 — Joshua Cribbs at Pittsburgh Steelers, Nov. 11, 2007 (TD)
100 — Joshua Cribbs at Kansas City Chiefs, Dec. 20, 2009 (TD)
- 99 — Joshua Cribbs at Oakland Raiders, Sept. 23, 2007 (TD)
- 98 — Bobby Mitchell vs. Philadelphia Eagles, Nov. 23, 1958 (TD)
98 — Eric Metcalf at New York Jets, Sept. 16, 1990 (TD)
98 — Joshua Cribbs at Pittsburgh Steelers, Oct. 18, 2009 (TD)

LONGEST INTERCEPTION RETURNS

- 100 — Brodney Pool at Baltimore Ravens, Nov. 18, 2007 (TD)
- 98 — Brandon McDonald at Philadelphia Eagles, Dec. 15, 2008
- 97 — Najee Mustafaa vs. Miami Dolphins, Oct. 10, 1993 (TD)
97 — Anthony Henry vs. Jacksonville Jaguars, Dec. 16, 2001 (TD)
- 94 — Eric Wright vs. New York Giants, Oct. 13, 2008 (TD)
- 93 — Eric Turner vs. Arizona Cardinals, Sept. 18, 1994 (TD)
- 92 — Bernie Parrish vs. Chicago Bears, Dec. 11, 1960 (TD)
92 — David Brandon vs. Chicago Bears, Nov. 29, 1992 (TD)
- 88 — Ross Fichtner (lateral from Erich Barnes) vs. New Orleans Saints, Oct. 1, 1967
- 79 — Jim Houston vs. New York Giants, Dec. 3, 1967 (TD)

LONGEST FUMBLE RETURNS

- 89 — Don Paul vs. Pittsburgh Steelers, Nov. 10, 1957 (TD)
- 73 — Stevon Moore at Houston Oilers, Nov. 8, 1992 (TD)
- 55 — Earnest Byner vs. Buffalo Bills, Nov. 4, 1984 (TD)
- 54 — Len Ford vs. Philadelphia Eagles, Nov. 13, 1955
- 47 — George Young vs. Washington Redskins, Oct. 14, 1951 (TD)
47 — Nick Roman vs. Denver Broncos, Oct. 27, 1974
- 44 — Junior Wren vs. Chicago Cardinals, Oct. 4, 1959 (TD)
- 42 — Jerry Helluin vs. Philadelphia Eagles, Oct. 10, 1953 (TD)
- 40 — Daven Holly vs. Tampa Bay Buccaneers, Dec. 24, 2006 (TD)
- 39 — Chuck Noll vs. Green Bay Packers, Nov. 4, 1956 (TD)

LONGEST FIELD GOALS

- 60 — Steve Cox at Cincinnati Bengals, Oct. 21, 1984
- 58 — Steve Cox at Denver Broncos, Dec. 4, 1983
- 57 — Don Cockroft at Denver Broncos, Oct. 29, 1972
- 56 — Phil Dawson at Buffalo Bills, Nov. 17, 2008
- 55 — Matt Stover at Houston Oilers, Nov. 17, 1991
- 54 — Phil Dawson vs. Baltimore Ravens, Nov. 6, 2008
54 — Phil Dawson at Cincinnati Bengals, Nov. 27, 2011
- 53 — Matt Stover at Houston Oilers, Dec. 12, 1993
53 — Phil Dawson vs. Seattle Seahawks, Oct. 23, 2011
53 — Phil Dawson at Denver Broncos, Dec. 23, 2012
- 52 — Lou Groza vs. New York Giants, Oct. 12, 1952
52 — Matt Bahr at Minnesota Vikings, Oct. 26, 1986
52 — Phil Dawson vs. Cincinnati Bengals, Sept. 15, 2002
52 — Phil Dawson vs. Oakland Raiders, Oct. 12, 2003
52 — Phil Dawson vs. Denver Broncos, Nov. 6, 2008
52 — Phil Dawson vs. Seattle Seahawks, Oct. 23, 2011
52 — Phil Dawson at San Francisco 49ers, Oct. 30, 2011
52 — Phil Dawson at Baltimore Ravens, Sept. 27, 2012

INDIVIDUAL RECORDS

SERVICE

Most Seasons

- 17 Lou Groza (1950-59, 1961-67)
- 16 Clay Matthews (1978-93)
- 15 Gene Hickerson (1958-60, 1962-73)

Most Consecutive Seasons

- 16 Clay Matthews (1978-93)
- 14 Doug Dieken (1971-84)
- 14 Phil Dawson (1999-2012)
- 13 Dick Schafrath (1959-71)
- 13 Jim Houston (1960-72)
- 13 Don Cockroft (1968-80)
- 13 Clarence Scott (1971-83)
- 13 Ozzie Newsome (1978-90)

Most Games

- 232 Clay Matthews (1978-93)
- 216 Lou Groza (1950-59, 1961-67)
- 215 Phil Dawson (1999-2012)
- 203 Doug Dieken (1971-84)
- 202 Gene Hickerson (1958-60, 1962-73)

Most Consecutive Games

- 203 Doug Dieken (1971-84)
- 188 Don Cockroft (1968-80)
- 178 Clarence Scott (1971-83)
- 168 Walter Johnson (1965-76)
- 165 Gene Hickerson (1962-73)

Most Consecutive Starts

- 194 Doug Dieken (1971-84)

SCORING

Most Points – Career

- 1,349 Lou Groza (1950-59, 61-67): 234 FG, 641 PAT, 1 TD
- 1,271 Phil Dawson (1999-2012): 305 FG, 350 PAT, 1 TD
- 1,080 Don Cockroft (1968-80): 216 FG, 432 PAT
- 756 Jim Brown (1957-65): 126 TD
- 677 Matt Bahr (1981-89): 143 FG, 248 PAT

Most Points – Season

- 126 Jim Brown (1965): 21 TD
- 120 Phil Dawson (2007): 42 PAT, 26 FG
- 120 Leroy Kelly (1968): 20 TD
- 116 Phil Dawson (2012): 29 PAT, 29 FG
- 115 Lou Groza (1964): 22 FG, 49 PAT

Most Points – Game

- *36 Dub Jones (11/25/1951 vs. Chicago Bears): 6 TD
- 30 Jim Brown (11/1/1959 at Baltimore Colts): 5 TD
- 24 Jim Brown (11/24/1957 vs. Los Angeles Rams): 4 TD
- 24 Jim Brown (10/26/1958 at Chicago Cardinals): 4 TD
- 24 Jim Brown (11/19/1961 vs. Philadelphia Eagles): 4 TD
- 24 Jim Brown (11/18/1962 vs. St. Louis Cardinals): 4 TD
- 24 Jim Brown (11/28/1965 at Pittsburgh Steelers): 4 TD
- 24 Leroy Kelly (12/1/1968 vs. New York Giants): 4 TD
- 24 Eric Metcalf (9/20/1992 at Los Angeles Raiders): 4 TD
- 24 Jamal Lewis (11/7/2007 vs. Seattle Seahawks): 4 TD

*Tied for NFL Record

Most Consecutive Games Scoring

- 107 Lou Groza (1950)–9, (1959)–2

Most Seasons, 100 or More Points

- 6 Phil Dawson (2002, 2004-05, 2007-08, 2012)
- 3 Jim Brown (1958, 1962, 1965)

Most Total Touchdowns – Career

- 126 Jim Brown (1957-65): 106 Rush, 20 Rec
- 90 Leroy Kelly (1964-73): 74 Rush, 13 Rec, 3 Ret
- 70 Gary Collins (1962-71): 70 Rec
- 55 Ray Renfro (1952-63): 4 Rush, 50 Rec, 1 Ret
- 54 Kevin Mack (1985-93): 46 Rush, 8 Rec

Most Total Touchdowns – Season

- 21 Jim Brown (1965): 17 Rush, 4 Rec
- 20 Leroy Kelly (1968): 16 Rush, 4 Rec
- 18 Jim Brown (1958): 17 Rush, 1 Rec
- 18 Jim Brown (1962): 13 Rush, 5 Rec
- 16 Leroy Kelly (1966): 15 Rush, 1 Rec
- 16 Braylon Edwards (2007): 16 Rec

Most Total Touchdowns – Game

- 6 Dub Jones (11/25/1951 vs. Chicago Bears): 4 Rush, 2 Rec
- 5 Jim Brown (11/1/1959 at Baltimore Colts): 5 Rush
- 4 Jim Brown (11/24/1957 vs. Los Angeles Rams): 4 Rush

- 4 Jim Brown (10/26/1958 at Chicago Cardinals): 4 Rush
- 4 Jim Brown (11/19/1961 vs. Philadelphia Eagles): 4 Rush
- 4 Jim Brown (11/18/1962 vs. St. Louis Cardinals): 4 Rush
- 4 Jim Brown (11/28/1965 at Pittsburgh Steelers): 3 Rush, 1 Rec
- 4 Leroy Kelly (12/1/1968 vs. New York Giants): 4 Rush
- 4 Eric Metcalf (9/20/1992 at Los Angeles Raiders): 1 Rush, 3 Rec
- 4 Jamal Lewis (11/4/2007 vs. Seattle Seahawks): 4 Rush

Most Consecutive Games Scoring Touchdowns

- 10 Jim Brown (1965)
- 9 Leroy Kelly (1968)

Most Return Touchdowns – Career (Defense/Special Teams)

- 11 Joshua Cribbs (2005-12)
- 7 Eric Metcalf (1989-94)
- 6 Bobby Mitchell (1958-61)
- 5 Warren Lahr (1950-59)
- 5 Ken Konz (1953-59)

Most Return Touchdowns – Season (Defense/Special Teams)

- 4 Joshua Cribbs (2009)
- 3 Joshua Cribbs (2007)
- 2 Warren Lahr (1950, 1951)
- 2 Ken Konz (1954)
- 2 Bobby Mitchell (1958, 1961)
- 2 Bobby Franklin (1960)
- 2 Leroy Kelly (1965)
- 2 Jim Houston (1967)
- 2 Gerald McNeil (1986)
- 2 Thane Gash (1989)
- 2 David Grayson (1989)
- 2 Eric Metcalf (1990, 1993, 1994)
- 2 David Brandon (1992)
- 2 Dennis Northcutt (2002)
- 2 Daven Holly (2006)
- 2 David Bowens (2010)

Most Return Touchdowns – Game (Defense/Special Teams)

- 2 Bobby Mitchell (11/23/1958 vs. Philadelphia Eagles)
- 2 Bobby Franklin (12/11/1960 vs. Chicago Bears)
- 2 David Grayson (9/10/1989 at Pittsburgh Steelers)
- 2 Eric Metcalf (10/24/1993 vs. Pittsburgh Steelers)
- 2 Joshua Cribbs (12/20/2009 at Kansas City Chiefs)
- 2 David Bowens (10/24/2010 at New Orleans Saints)

Most Points After Touchdowns – Career

- 641 Lou Groza (1950-59, 1961-67)
- 432 Don Cockroft (1968-80)
- 350 Phil Dawson (1999-2012)
- 248 Matt Bahr (1981-89)
- 156 Matt Stover (1991-95)

Most Points After Touchdowns – Season

- 51 Lou Groza (1966)
- 49 Lou Groza (1964)
- 46 Don Cockroft (1968)
- 45 Lou Groza (1965)
- 45 Don Cockroft (1969)

Most Points After Touchdowns – Game

- 8 Lou Groza (12/6/1953 vs. New York Giants)
- 7 four times, most recently: Lou Groza (12/2/1951 vs. Chicago Cardinals)

Most Consecutive Points After Touchdowns Made

- 138 Lou Groza (1963-66)

Most Field Goals – Career

- 305 Phil Dawson (1999-2012)
- 234 Lou Groza (1950-59, 1961-67)
- 216 Don Cockroft (1968-80)
- 143 Matt Bahr (1981-89)
- 108 Matt Stover (1991-95)

Most Field Goals – Season

- 30 Phil Dawson (2008)
- 29 Matt Stover (1995)
- 29 Phil Dawson (2012)
- 27 Phil Dawson (2005)
- 26 Matt Stover (1994)
- 26 Phil Dawson (2007)

Most Field Goals – Game

- 6 Phil Dawson (11/5/2006 at San Diego Chargers)
- 5 Don Cockroft (10/19/1975 at Denver Broncos)
- 5 Matt Stover (10/29/1995 at Cincinnati Bengals)
- 5 Phil Dawson (1/2/2005 at Houston Texans)

- 5 Phil Dawson (11/17/2008 at Buffalo Bills)
- 5 Phil Dawson (11/4/2012 vs. Baltimore Ravens)
- Most Consecutive Games Field Goal Made
 - 23 Phil Dawson (2010) – 14, (2011) – 9
 - 15 Phil Dawson (2007) – 1, (2008) – 14
 - 14 Lou Groza (1950) – 10, (1951) – 4
- Most Consecutive Field Goals Made
 - 29 Phil Dawson (2011) – 6, (2012) – 23
 - 27 Phil Dawson (2003) – 10, (2004) – 17
 - 23 Matt Stover (1994) – 20, (1995) – 3
 - 21 Phil Dawson (2001) – 15, (2002) – 6
 - 20 Phil Dawson (2004) – 5 (2005) – 15
- Highest Field Goal Percentage – Career (minimum 50 attempts)
 - 84.00 Phil Dawson (1999-2012): 305-363
 - 80.60 Matt Stover (1991-95): 108-134
 - 74.09 Matt Bahr (1981-89): 143-193
 - 65.85 Don Cockroft (1968-80): 216-328
 - 58.10 Lou Groza (1950-59, 1961-67): 233-401
- Highest Field Goal Percentage – Season (minimum 14 attempts)
 - 93.50 Phil Dawson (2012): 29-31
 - 93.10 Phil Dawson (2005): 27-29
 - 92.86 Matt Stover (1994): 26-28
 - 89.47 Phil Dawson (2009): 17-19
 - 88.46 Lou Groza (1953): 23-26
- Most Safeties – Career
 - 2 Walter Johnson (1965-76)
- Most Safeties – Season
 - 1 13 times: most recently: punter kicked ball out of the end zone (vs. Buffalo Bills, 12/16/2007)

RUSHING

- Most Rushing Attempts – Career
 - 2,359 Jim Brown (1957-65)
 - 1,727 Leroy Kelly (1964-73)
 - 1,593 Mike Pruitt (1976-84)
 - 1,291 Kevin Mack (1985-93)
 - 1,158 Greg Pruitt (1973-81)
- Most Rushing Attempts – Season
 - 309 Reuben Droughns (2005)
 - 305 Jim Brown (1961)
 - 298 Jamal Lewis (2007)
 - 293 Mike Pruitt (1983)
 - 291 Jim Brown (1963)
- Most Rushing Attempts – Game
 - 39 Jerome Harrison (12/27/2009 vs. Oakland Raiders)
 - 38 Lee Suggs (12/26/2004 at Miami Dolphins)
 - 37 Jim Brown (10/4/1959 at Chicago Cardinals)
 - 34 Jim Brown (10/12/1958 vs. Chicago Cardinals)
 - 34 Jim Brown (11/19/1961 vs. Philadelphia Eagles)
 - 34 Jerome Harrison (12/20/2009 at Kansas City Chiefs)
- Most Rushing Yards – Career
 - 12,312 Jim Brown (1957-65)
 - 7,274 Leroy Kelly (1964-73)
 - 6,540 Mike Pruitt (1976-84)
 - 5,496 Greg Pruitt (1973-81)
 - 5,123 Kevin Mack (1985-93)
- Most Rushing Yards – Season
 - 1,863 Jim Brown (1963)
 - 1,544 Jim Brown (1965)
 - 1,527 Jim Brown (1958)
 - 1,446 Jim Brown (1964)
 - 1,408 Jim Brown (1961)
- Most Rushing Yards – Game
 - 286 Jerome Harrison (12/20/2009 at Kansas City Chiefs)
 - 237 Jim Brown (11/24/1957 vs. Los Angeles Rams)
 - 237 Jim Brown (11/19/1961 vs. Philadelphia Eagles)
 - 232 Bobby Mitchell (11/15/1959 at Washington Redskins)
 - 232 Jim Brown (9/22/1963 at Dallas Cowboys)
- Most Seasons 1,000 or More Yards Rushing
 - 7 Jim Brown (1958-61, 1963-65)
 - 4 Mike Pruitt (1979-81, 1983)
 - 3 Leroy Kelly (1966-68)
 - 3 Greg Pruitt (1975-77)
- Most Games 100 or More Yards Rushing – Career
 - 58 Jim Brown (1957-65)
 - 27 Leroy Kelly (1964-73)
 - 17 Greg Pruitt (1973-81)

- 16 Mike Pruitt (1976-84)
- 9 Kevin Mack (1985-93)
- Most Games 100 or More Yards Rushing – Season
 - 9 Jim Brown (1958, 1963)
 - 8 Jim Brown (1959, 1965)
 - 7 Jim Brown (1960)
 - 7 Leroy Kelly (1968)
 - 6 Jim Brown (1961, 1964)
 - 6 Leroy Kelly (1966)
- Most Consecutive 100-Yard Rushing Games
 - 6 Jim Brown (1958)
 - 5 Jim Brown (1961)
 - 4 Jim Brown (1959, 1960)
 - 4 Leroy Kelly (1968)
- Most Rushing Touchdowns – Career
 - 106 Jim Brown (1957-65)
 - 74 Leroy Kelly (1964-73)
 - 47 Mike Pruitt (1976-84)
 - 46 Kevin Mack (1985-93)
 - 33 Otto Graham (1950-55)
- Most Rushing Touchdowns – Season
 - 17 Jim Brown (1958, 1965)
 - 16 Leroy Kelly (1968)
 - 15 Leroy Kelly (1966)
 - 14 Jim Brown (1959)
- Most Rushing Touchdowns – Game
 - 5 Jim Brown (11/1/1959 at Baltimore Colts)
 - 4 Dub Jones (11/25/1951 vs. Chicago Bears)
 - 4 Jim Brown (11/24/1957 vs. Los Angeles Rams)
 - 4 Jim Brown (10/26/1958 at Chicago Cardinals)
 - 4 Jim Brown (11/19/1961 vs. Philadelphia Eagles)
 - 4 Jim Brown (11/18/1962 vs. St. Louis Cardinals)
 - 4 Leroy Kelly (12/1/1968 vs. New York Giants)
 - 4 Jamal Lewis (11/4/2007 vs. Seattle Seahawks)
- Most Consecutive Games with Rushing Touchdowns
 - 9 Leroy Kelly (1968)
 - 7 Jim Brown (1957)–1, (1958)–6; (1962)–2, (1963)–5
- Best Rushing Average – Career (minimum 500 attempts)
 - 5.22 Jim Brown (1957-65): 2,359-12,312
 - 4.80 Ernie Green (1962-68): 668-3,204
 - 4.75 Greg Pruitt (1973-81): 1,158-5,496
 - 4.21 Leroy Kelly (1964-73): 1,727-7,274
 - 4.19 Cleo Miller (1975-82): 546-2,286
- Best Rushing Average – Season (minimum 150 attempts)
 - 6.40 Jim Brown (1963): 291-1,863
 - 5.94 Jim Brown (1958): 257-1,527
 - 5.85 Jim Brown (1960): 215-1,257
 - 5.46 Leroy Kelly (1966): 209-1,141
 - 5.45 Greg Pruitt (1978): 176-960
- Best Rushing Average – Game (minimum 11 attempts)
 - 17.09 Marion Motley (10/29/1950 vs. Pittsburgh Steelers): 11-188
 - 16.57 Bobby Mitchell (11/15/1959 at Washington Redskins): 14-232
 - 13.36 Bobby Mitchell (10/12/1958 vs. Chicago Cardinals): 11-147
 - 11.67 Bobby Mitchell (12/3/1961 at Dallas Cowboys): 12-140
 - 11.60 Jim Brown (9/22/1963 at Dallas Cowboys): 20-232

PASSING

- Most Pass Attempts – Career
 - 3,439 Brian Sipe (1974-83)
 - 3,150 Bernie Kosar (1985-93)
 - 1,755 Frank Ryan (1962-68)
 - 1,714 Tim Couch (1999-03)
 - 1,565 Otto Graham (1950-55)
- Most Pass Attempts – Season
 - 567 Brian Sipe (1981)
 - 554 Brian Sipe (1980)
 - 535 Brian Sipe (1979)
 - 531 Bernie Kosar (1986)
 - 527 Derek Anderson (2007)
- Most Pass Attempts – Game
 - 61 Colt McCoy (10/2/2011 vs. Tennessee Titans)
 - 57 Brian Sipe (9/7/1981 vs. San Diego Chargers)
 - 54 Eric Zeier (11/5/1995 vs. Houston Oilers)
 - 53 Brian Sipe (9/13/1981 vs. Houston Oilers)
 - 52 Brandon Weeden (9/27/2012 at Baltimore Ravens)
- Most Pass Completions – Career
 - 1,944 Brian Sipe (1974-83)

1,853 Bernie Kosar (1985-93)
 1,025 Tim Couch (1999-03)
 907 Frank Ryan (1962-68)
 872 Otto Graham (1950-55)
Most Pass Completions – Season
 337 Brian Sipe (1980)
 313 Brian Sipe (1981)
 310 Bernie Kosar (1986)
 307 Bernie Kosar (1991)
 303 Bernie Kosar (1989)
Most Pass Completions – Game
 40 Colt McCoy (10/2/2011 vs. Tennessee Titans)
 36 Tim Couch (9/22/2002 at Tennessee Titans)
 33 Brian Sipe (12/5/1982 vs. San Diego Chargers)
 32 Bernie Kosar (11/10/1986 vs. Miami Dolphins)
 31 Brian Sipe (9/7/1981 vs. San Diego Chargers)
Highest Completion Percentage – Career (minimum 750 attempts)
 59.80 Tim Couch (1999-03); 1,025-1,714
 58.83 Bernie Kosar (1985-93); 1,853-3,150
 57.92 Vinny Testaverde (1993-95); 578-998
 57.89 Milt Plum (1957-61); 627-1,083
 56.53 Brian Sipe (1973-83); 1,944-3,439
Highest Completion Percentage – Season (minimum 200 attempts)
 64.73 Otto Graham (1953); 167-258
 64.12 Charlie Frye (2006); 252-393
 63.91 Kelly Holcomb (2003); 193-302
 63.72 Tim Couch (2000); 137-215
 62.15 Bernie Kosar (1991); 307-494
Highest Completion Percentage – Game (minimum 15 attempts)
 91.30 Vinny Testaverde (12/26/1993 at Los Angeles Rams); 23-21
 82.86 Kelly Holcomb (11/16/2003 vs. Arizona Cardinals); 35-29
 82.61 Bernie Kosar (12/6/1992 vs. Cincinnati Bengals); 23-19
 82.35 George Ratterman (10/6/1956 at Pittsburgh Steelers); 17-14
 82.14 Brian Sipe (10/24/1976 vs. San Diego Chargers); 28-23
Most Consecutive Pass Completions
 16 Bernie Kosar (10/29/1989 vs. Houston Oilers through 11/5/1989 at Tampa Bay Buccaneers)
 16 Kelly Holcomb (11/16/2003 vs. Arizona Cardinals through 11/23/2003 vs. Pittsburgh Steelers)
 15 Vinny Testaverde (12/26/1993 at Los Angeles Rams through 1/2/1994 at Pittsburgh Steelers)
 14 Brian Sipe (12/5/1982 vs. San Diego Chargers)
 13 Brian Sipe (9/28/1980 vs. Tampa Bay Buccaneers)
 13 Paul McDonald (10/28/1984 vs. New Orleans Saints)
 13 Derek Anderson (12/17/2006 at Baltimore Ravens)
Most Passing Yards – Career
 23,713 Brian Sipe (1974-83)
 21,904 Bernie Kosar (1985-93)
 13,499 Otto Graham (1950-55)
 13,361 Frank Ryan (1962-68)
 11,131 Tim Couch (1999-03)
Most Passing Yards – Season
 4,132 Brian Sipe (1980)
 3,876 Brian Sipe (1981)
 3,854 Bernie Kosar (1986)
 3,793 Brian Sipe (1979)
 3,787 Derek Anderson (2007)
Most Passing Yards – Game
 444 Brian Sipe (10/25/1981 vs. Baltimore Colts)
 414 Bernie Kosar (11/23/1986 vs. Pittsburgh Steelers)
 413 Kelly Holcomb (11/28/2004 at Cincinnati Bengals)
 401 Otto Graham (10/4/1952 at Pittsburgh Steelers)
 401 Bernie Kosar (11/10/1986 vs. Miami Dolphins)
Most 300-yard Passing Games – Career
 18 Brian Sipe (1974-83)
 11 Bernie Kosar (1985-93)
 7 Otto Graham (1950-55)
Most Passing Touchdowns – Career
 154 Brian Sipe (1974-83)
 134 Frank Ryan (1962-68)
 116 Bernie Kosar (1985-93)
 88 Otto Graham (1950-55)
 71 Bill Nelsen (1968-72)
Most Passing Touchdowns Combination QB to Receiver – Career
 49 QB Frank Ryan – WR Gary Collins
 29 QB Otto Graham – WR Dante Lavelli
 29 QB Brian Sipe – TE Ozzie Newsome

26 QB Brian Sipe – WR Reggie Rucker
 25 QB Frank Ryan – WR Paul Warfield
Most Passing Touchdowns – Season
 30 Brian Sipe (1980)
 29 Frank Ryan (1966)
 29 Derek Anderson (2007)
 28 Brian Sipe (1979, 1983)
Most Passing Touchdowns – Game
 5 five times; most recently: Derek Anderson (9/16/2007 vs. Cincinnati Bengals)
Most Consecutive Games with a Touchdown Pass
 23 Frank Ryan (1965) 1, (1966) 14, (1967) 8
 18 Milt Plum (1959) 1, (1960) 12, (1961) 5
Highest QB Rating – Career (minimum 750 attempts)
 89.93 Milt Plum (1957-61)
 81.64 Bernie Kosar (1985-93)
 81.43 Frank Ryan (1962-68)
 80.89 Vinny Testaverde (1993-95)
 78.17 Otto Graham (1950-55)
Highest QB Rating – Season (minimum 200 attempts)
 110.37 Milt Plum (1960)
 99.66 Otto Graham (1953)
 95.41 Bernie Kosar (1987)
 91.37 Brian Sipe (1980)
 90.59 Frank Ryan (1963)
Highest QB Rating – Game (minimum 15 attempts)
 158.33 Otto Graham (10/10/1954 vs. Chicago Cardinals)
 158.33 Brian Sipe (10/29/1978 vs. Buffalo Bills)
 154.86 Milt Plum (11/13/1960 vs. St. Louis Cardinals)
 153.94 Milt Plum (10/25/1959 vs. Washington Redskins)
 150.57 Otto Graham (10/4/1953 at Chicago Cardinals)
 150.57 Brian Sipe (11/19/1978 at Baltimore Colts)
Most Passes Had Intercepted – Career
 149 Brian Sipe (1974-83)
 94 Otto Graham (1950-55)
 88 Frank Ryan (1962-68)
 81 Mike Phipps (1970-76)
 81 Bernie Kosar (1985-93)
Most Passes Had Intercepted – Season
 26 Brian Sipe (1979)
 25 Brian Sipe (1981)
 24 Otto Graham (1952)
 23 Bill Nelsen (1971)
 23 Brian Sipe (1983)
 23 Paul McDonald (1984)
Most Passes Had Intercepted – Game
 6 Brian Sipe (11/22/1981 vs. Pittsburgh Steelers)
 6 Brian Sipe (10/16/1983 at Pittsburgh Steelers)
 5 Otto Graham (10/17/1954 at Pittsburgh Steelers)
 5 Frank Ryan (11/6/1966 at Pittsburgh Steelers)
Most Consecutive Attempts without an Interception
 308 Bernie Kosar (1990-91)
 208 Milt Plum (1959-60)
 174 Vinny Testaverde (1995)
 150 Brady Quinn (2009)
 132 Derek Anderson (2008)

Lowest Interception Percentage – Career (minimum 750 attempts)
 2.57 Bernie Kosar (1985-93); 1,853-3,150-81
 3.60 Milt Plum (1957-61); 627-1,083-39
 3.72 Vinny Testaverde (1993-95); 558-969-37
 3.91 Tim Couch (1999-03); 1,025-1,714-67
 4.10 Derek Anderson (2005-09); 587-1,109-45
Lowest Interception Percentage – Season (minimum 200 attempts)
 1.82 Bernie Kosar (1991); 307-494-9
 1.88 Bernie Kosar (1986); 310-531-10
 2.00 Milt Plum (1960); 151-250-5
 2.31 Bernie Kosar (1987); 241-389-9
 2.48 Vinny Testaverde (1995); 221-363-10

RECEIVING

Most Receptions – Career
 662 Ozzie Newsome (1978-90)
 331 Gary Collins (1962-71)
 323 Greg Pruitt (1973-81)
 315 Brian Brennan (1984-91)
 315 Kevin Johnson (1999-03)

Most Receptions – Season

- 89 Ozzie Newsome (1983, 1984)
- 89 Kellen Winslow (2006)
- 84 Kevin Johnson (2001)
- 82 Kellen Winslow (2007)

Most Receptions – Game

- 14 Ozzie Newsome (10/14/1984 vs. New York Jets)
- 11 Mac Speedie (11/9/1952 vs. Chicago Cardinals)
- 11 Webster Slaughter (12/22/1991 at Pittsburgh Steelers)
- 11 Kevin Johnson (9/21/2003 at San Francisco 49ers)
- 11 Kellen Winslow (11/5/2006 at San Diego Chargers)
- 11 Kellen Winslow (12/31/2006 at Houston Texans)
- 11 Kellen Winslow (11/4/2007 vs. Seattle Seahawks)

Most Consecutive Games with Reception

- 150 Ozzie Newsome (1979-89)
- 73 Kevin Johnson (1999-03)
- 61 Braylon Edwards (2005-09)
- 53 Mike Pruitt (1979-83)

Most Receiving Yards – Career

- 7,980 Ozzie Newsome (1979-90)
- 5,508 Ray Renfro (1952-63)
- 5,299 Gary Collins (1962-71)
- 5,210 Paul Warfield (1964-69, 1976-77)
- 4,953 Reggie Rucker (1975-81)

Most Receiving Yards – Season

- 1,289 Braylon Edwards (2007)
- 1,236 Webster Slaughter (1989)
- 1,106 Kellen Winslow (2007)
- 1,097 Kevin Johnson (2001)
- 1,067 Paul Warfield (1968)

Most Receiving Yards – Game

- 191 Ozzie Newsome (10/14/1984 vs. New York Jets)
- 186 Webster Slaughter (10/23/1989 vs. Chicago Bears)
- 184 Webster Slaughter (10/29/1989 vs. Houston Oilers)
- 182 Darrel Brewster (12/6/1953 vs. New York Giants)
- 177 Gern Nagler (11/20/1960 at Pittsburgh Steelers)
- 177 Reggie Rucker (11/18/1979 vs. Miami Dolphins)
- 177 Eric Metcalf (9/20/1992 at Los Angeles Raiders)

Most 100-yard Receiving Games – Career

- 14 Ray Renfro (1952-63)
- 14 Webster Slaughter (1986-91)
- 12 Paul Warfield (1964-69, 1976-77)
- 11 Gary Collins (1962-71)
- 11 Braylon Edwards (2005-09)

Most Seasons 50 or More Receptions

- 6 Ozzie Newsome (1979-81, 1983-85)
- 4 Kevin Johnson (1999-2002)
- 3 Gary Collins (1965-66, 1969)
- 3 Webster Slaughter (1989-91)
- 3 Eric Metcalf (1989-90, 1993)
- 3 Braylon Edwards (2006-09)

Highest Receiving Average – Career (minimum 100 receptions)

- 19.60 Ray Renfro (1952-63): 281-5,508
- 19.23 Paul Warfield (1964-69, 1976-77): 271-5,210
- 18.44 Ricky Feacher (1976-84): 113-2,084

Highest Receiving Average – Season (minimum 20 receptions)

- 28.05 Ray Renfro (1957): 21-589
- 23.88 Ray Renfro (1958): 24-573
- 22.55 Ricky Feacher (1981): 29-654

Highest Receiving Average – Game (minimum 3 receptions)

- 52.33 Rich Kreitling (10/2/1960 vs. Pittsburgh Steelers): 3-157
- 48.67 Clarence Weathers (10/13/1985 at Houston Oilers): 3-146
- 46.00 Webster Slaughter (10/29/1989 vs. Houston Oilers): 4-184

Most Receiving Touchdowns – Career

- 70 Gary Collins (1962-71)
- 52 Paul Warfield (1964-69, 1976-77)
- 50 Ray Renfro (1952-63)
- 47 Ozzie Newsome (1978-90)
- 33 Dante Lavelli (1950-56)

Most Receiving Touchdowns – Season

- 16 Braylon Edwards (2007)
- 13 Gary Collins (1963)
- 12 Gary Collins (1966)
- 12 Paul Warfield (1968)
- 11 Gary Collins (1969)

Most Receiving Touchdowns – Game

- 3 10 times, most recently: Braylon Edwards

(10/14/2007 vs. Miami Dolphins)

Most Consecutive Games with TD Reception

- 7 Gary Collins (1963) 2, (1964) 5
- 6 Paul Warfield (1968)

INTERCEPTIONS

Most Passes Intercepted – Career

- 45 Thom Darden (1972-74, 1976-81)
- 40 Warren Lahr (1950-59)
- 39 Clarence Scott (1971-83)
- 30 Ken Konz (1953-59)
- 29 Bernie Parrish (1959-66)

Most Passes Intercepted – Season

- 10 Thom Darden (1978)
- 10 Anthony Henry (2001)
- 9 Tommy James (1950)
- 9 Felix Wright (1989)
- 9 Eric Turner (1994)

Most Passes Intercepted – Game

- 3 11 times, most recently: Anthony Henry (11/18/2001 at Baltimore Ravens)

Most Interception Return Yards – Career

- 820 Thom Darden (1972-74, 1976-81)
- 581 Ross Fichtner (1960-67)
- 557 Bernie Parrish (1959-66)
- 530 Warren Lahr (1950-59)
- 469 Felix Wright (1985-90)

Most Interception Return Yards – Season

- 238 Bernie Parrish (1960)
- 200 Thom Darden (1978)
- 199 Eric Turner (1994)
- 190 Don Paul (1956)
- 177 Anthony Henry (2001)

Most Interception Return Yards – Game

- 122 Brandon McDonald (12/15/2008 at Philadelphia Eagles)
- 115 Bernie Parrish (12/11/1960 vs. Chicago Bears)
- 108 Felix Wright (10/26/1987 vs. Los Angeles Rams)
- 101 Eric Turner (9/18/1994 vs. Arizona Cardinals)
- 100 Brodney Pool (11/18/2007 at Baltimore Ravens)

Highest Average Gain on Interceptions – Career (minimum 10 interceptions)

- 23.00 Erich Barnes (1965-71): 18-414
- 21.73 Oliver Davis (1977-80): 11-239
- 21.52 Ross Fichtner (1960-67): 27-581

Highest Average Gain on Interceptions – Season (minimum 3 interceptions)

- 43.67 Eric Wright (2008): 3-131
- 39.67 Bernie Parrish (1960): 6-238
- 38.00 Felix Wright (1987): 4-152
- 34.67 Brian Washington (1988): 3-104

Highest Average Gain on Interceptions – Game (minimum 2 interceptions)

- 61.00 Brandon McDonald (12/15/2008 at Philadelphia Eagles): 2-122
- 57.50 Bernie Parrish (12/11/1960 vs. Chicago Bears): 2-115
- 54.00 Felix Wright (10/26/1987 vs. Los Angeles Rams): 2-108
- 50.50 Eric Turner (9/18/1994 vs. Arizona Cardinals): 2-101

Most Touchdowns on Interceptions – Career

- 5 Warren Lahr (1950-59)
- 4 Ken Konz (1953-59)
- 3 Bernie Parrish (1959-66)
- 3 Ross Fichtner (1960-67)
- 3 Jim Houston (1960-72)
- 3 Erich Barnes (1965-71)

Most Touchdowns on Interceptions – Season

- 2 seven times, most recently: David Bowens (2010)

Most Touchdowns on Interceptions – Game

- 2 Bobby Franklin (12/11/1960 vs. Chicago Bears)
- 2 David Bowens (10/24/2010 at New Orleans Saints)

PUNTING

Most Punts – Career

- 651 Don Cockroft (1968-80)
- 466 Chris Gardocki (1999-03)
- 385 Horace Gillom (1950-56)
- 336 Gary Collins (1962-71)
- 254 Dave Zastudil (2006-10)

Most Punts – Season

- 108 Chris Gardocki (2000)
- 106 Chris Gardocki (1999)
- 99 Chris Gardocki (2001)

- 97 Bryan Wagner (1989)
 90 Don Cockroft (1974)
 90 Reggie Hodges (2012)
- Most Punt Returns – Game**
 12 Horace Gillom (12/3/1950 vs. Philadelphia Eagles)
 12 Bryan Wagner (11/19/1989 vs. Kansas City Chiefs)
 12 Chris Gardocki (12/3/2000 at Jacksonville Jaguars)
 11 Horace Gillom (10/4/1953 at Chicago Cardinals)
 11 Gary Collins (12/12/1965 at Los Angeles Rams)
 11 Don Cockroft (10/15/1972 vs. Chicago Bears)
- Most Punt Yards – Career**
 26,262 Don Cockroft (1968-80)
 20,220 Chris Gardocki (1999-03)
 16,872 Horace Gillom (1950-56)
 13,764 Gary Collins (1962-71)
 11,207 Dave Zastudil (2006-10)
- Most Punt Yards – Season**
 4,919 Chris Gardocki (2000)
 4,645 Chris Gardocki (1999)
 4,249 Chris Gardocki (2001)
 3,817 Bryan Wagner (1989)
 3,766 Reggie Hodges (2012)
- Most Punt Yards – Game**
 517 Chris Gardocki (12/3/2000 at Jacksonville Jaguars)
 510 Horace Gillom (12/3/1950 vs. Philadelphia Eagles)
 497 Gary Collins (12/12/1965 at Los Angeles Rams)
 491 Chris Gardocki (11/26/2000 at Baltimore Ravens)
 480 Don Cockroft (10/15/1972 vs. Chicago Bears)
- Best Gross Punting Average – Career (minimum 50 attempts)**
 44.12 Dave Zastudil (2006-10): 254-11,207
 43.82 Horace Gillom (1950-56): 385-16,872
 43.39 Chris Gardocki (1999-03): 466-20,220
 42.85 Brian Hansen (1991-93): 236-10,112
 42.80 Reggie Hodges (2010-12): 168-7,190
- Best Gross Punting Average – Season (minimum 35 attempts)**
 46.69 Gary Collins (1965): 65-3,035
 45.69 Horace Gillom (1952): 61-2,787
 45.55 Chris Gardocki (2000): 108-4,919
 45.47 Dave Zastudil (2008): 75-3,410
 45.49 Horace Gillom (1951): 73-3,321
- Best Gross Punting Average – Game**
 58.00 Johnny Evans (12/3/1978 at Seattle Seahawks): 1-58
 56.50 Sam Baker (11/13/1960 vs. St. Louis Cardinals): 2-113
 54.75 Horace Gillom (11/28/1954 at New York Giants): 4-219
 54.33 Gary Collins (10/17/1965 vs. Dallas Cowboys): 6-326
 54.00 Dave Mays (9/26/1976 at Denver Broncos): 1-54
- Most Punt Returns Inside 20 Yard Line – Career**
 114 Chris Gardocki (1999-03)
 90 Dave Zastudil (2006-10)
 63 Brian Hansen (1991-93)
 59 Jeff Gossett (1983, 1985-87)
 58 Reggie Hodges (2010-12)
- Most Punt Returns Inside 20 Yard Line – Season**
 32 Bryan Wagner (1989)
 32 Brad Maynard (2011)
 29 Reggie Hodges (2010, 2012)
 28 Brian Hansen (1992)
 28 Dave Zastudil (2006)
 27 Tom Tupa (1994)
 27 Chris Gardocki (2002)
- Most Punt Returns Inside 20 Yard Line – Game**
 7 Dave Zastudil (10/11/2009 at Buffalo Bills)
 5 five times, most recently: Reggie Hodges (11/25/2012 vs. Pittsburgh)

PUNT RETURNS

- Most Punt Returns – Career**
 202 Dennis Northcutt (2000-06)
 195 Joshua Cribbs (2005-12)
 161 Gerald McNeil (1986-89)
 127 Eric Metcalf (1989-94)
 111 Dino Hall (1979-83)
- Most Punt Returns – Season**
 49 Gerald McNeil (1989)
 44 Eric Metcalf (1992)
 40 Gerald McNeil (1986)
 39 Dino Hall (1983)

- 38 Gerald McNeil (1988)
 38 Joshua Cribbs (2009, 2012)
- Most Punt Returns – Game**
 7 six times, most recently: Eric Metcalf (11/8/1992 at Houston Oilers)
- Most Punt Return Yards – Career**
 2,154 Joshua Cribbs (2005-12)
 2,149 Dennis Northcutt (2000-06)
 1,545 Gerald McNeil (1986-89)
 1,341 Eric Metcalf (1989-94)
 990 Leroy Kelly (1964-73)
- Most Punt Return Yards – Season**
 496 Gerald McNeil (1989)
 464 Eric Metcalf (1993)
 457 Joshua Cribbs (2012)
 452 Joshua Cribbs (2009)
 432 Dennis Northcutt (2004)
- Most Punt Return Yards – Game**
 166 Eric Metcalf (10/24/1993 vs. Pittsburgh Steelers)
 135 Joshua Cribbs (12/30/2007 vs. San Francisco 49ers)
 120 Joshua Cribbs (10/4/2009 vs. Cincinnati Bengals)
 115 Eric Metcalf (9/4/1994 at Cincinnati Bengals)
 109 Leroy Kelly (11/28/1965 at Pittsburgh Steelers)
- Most Punt Return Touchdowns – Career**
 5 Eric Metcalf (1989-94)
 3 Bobby Mitchell (1958-61)
 3 Leroy Kelly (1964-73)
 3 Dennis Northcutt (2000-06)
 3 Joshua Cribbs (2005-12)
- Most Punt Return Touchdowns – Season**
 2 Leroy Kelly (1965)
 2 Eric Metcalf (1993, 1994)
 2 Dennis Northcutt (2002)
- Most Punt Return Touchdowns – Game**
 2 Eric Metcalf (10/24/1993 vs. Pittsburgh Steelers)
- Highest Punt Return Average – Career (minimum 50 returns)**
 11.77 Greg Pruitt (1973-81): 56-659
 11.24 Bobby Mitchell (1958-61): 54-607
 11.00 Joshua Cribbs (2005-12): 195-2,154
 10.64 Dennis Northcutt (2000-06): 202-2,149
 10.56 Eric Metcalf (1989-94): 127-1,341
- Highest Punt Return Average – Season (minimum 15 returns)**
 15.59 Leroy Kelly (1965): 17-265
 14.68 Dennis Northcutt (2002): 25-367
 13.50 Joshua Cribbs (2007): 30-405
 12.93 Greg Pruitt (1974): 27-349
 12.89 Eric Metcalf (1993): 36-464
- Highest Punt Return Average – Game (minimum 3 returns)**
 34.67 Dennis Northcutt (11/5/2006 at San Diego Chargers): 3-104
 33.75 Joshua Cribbs (12/30/2007 vs. San Francisco 49ers): 4-135
 28.75 Eric Metcalf (9/4/1994 at Cincinnati Bengals): 4-115
 27.67 Bobby Mitchell (10/8/1961 vs. Washington Redskins): 3-83
 27.67 Eric Metcalf (10/23/1994 vs. Cincinnati Bengals): 3-83

KICKOFF RETURNS

- Most Kickoff Returns – Career**
 387 Joshua Cribbs (2005-12)
 151 Dino Hall (1979-83)
 139 Eric Metcalf (1989-94)
 88 Andre Davis (2002-04)
 87 Glen Young (1984-85, 1987-88)
- Most Kickoff Returns – Season**
 61 Joshua Cribbs (2006)
 59 Joshua Cribbs (2007)
 56 Joshua Cribbs (2009)
 52 Eric Metcalf (1990)
 50 Dino Hall (1979)
 50 Andre Davis (2002)
- Most Kickoff Returns – Game**
 10 Richard Alston (11/28/2004 at Cincinnati Bengals)
 9 Dino Hall (10/7/1979 vs. Pittsburgh Steelers)
 8 Dino Hall (11/25/1979 at Pittsburgh Steelers)
 7 Dino Hall (11/29/1981 vs. Cincinnati Bengals)
 7 Joshua Cribbs (11/18/2007 at Baltimore Ravens)
 7 Joshua Cribbs (11/2/2008 vs. Baltimore Ravens)
 7 Joshua Cribbs (12/16/2012 vs. Washington Redskins)

Most Kickoff Return Yards – Career
 10,015 Joshua Cribbs (2005-12)
 3,185 Dino Hall (1979-83)
 2,806 Eric Metcalf (1989-94)
 2,079 Glen Young (1984-85, 1987-88)
 1,872 Randy Baldwin (1991-94)

Most Kickoff Return Yards – Season

1,809 Joshua Cribbs (2007)
 1,542 Joshua Cribbs (2009)
 1,494 Joshua Cribbs (2006)
 1,178 Joshua Cribbs (2012)
 1,110 Joshua Cribbs (2008)

Most Kickoff Return Yards – Game

269 Joshua Cribbs (12/20/2009 at Kansas City Chiefs)
 245 Joshua Cribbs (11/18/2007 at Baltimore Ravens)
 237 Joshua Cribbs (11/2/2008 vs. Baltimore Ravens)
 221 Joshua Cribbs (10/7/2012 at New York Giants)
 212 Richard Alston (11/28/2004 at Cincinnati Bengals)

Most Kickoff Return Touchdowns – Career

*8 Joshua Cribbs (2005-12)
 3 Bobby Mitchell (1958-61)
 2 Eric Metcalf (1989-94)
 * Tied for NFL Record

Most Kickoff Return Touchdowns – Season

3 Joshua Cribbs (2009)
 2 Eric Metcalf (1990)
 2 Joshua Cribbs (2007)

Most Kickoff Return Touchdowns – Game

2 Joshua Cribbs (12/20/2009 at Kansas City Chiefs)

Highest Kickoff Return Average – Career (minimum 50 returns)

26.26 Greg Pruitt (1973-81); 58-1,523
 25.94 Walter Roberts (1964-66); 62-1,608
 25.88 Joshua Cribbs (2005-12); 387-10,015
 25.24 Keith Wright (1978-80); 70-1,767
 25.00 Bobby Mitchell (1958-61); 62-1,550

Highest Kickoff Return Average – Season (minimum 12 returns)

31.69 Billy Lefear (1975); 13-412
 30.66 Joshua Cribbs (2007); 59-1,809
 29.50 Billy Reynolds (1954); 14-413
 28.88 Bo Scott (1969); 25-722
 28.31 Greg Pruitt (1973); 16-453

Highest Kickoff Return Average – Game (minimum 3 returns)

51.00 Joshua Cribbs (11/11/2007 at Pittsburgh Steelers); 4-204
 48.33 Gerald McNeil (10/5/1986 at Pittsburgh Steelers); 3-145
 45.67 Herman Fontenot (10/30/1988 vs. Cincinnati Bengals); 3-137
 44.83 Joshua Cribbs (12/20/2009 at Kansas City Chiefs); 6-269
 44.00 Joshua Cribbs (10/18/2009 at Pittsburgh Steelers); 3-132

COMBINED NET YARDS

*Includes rushing, receiving, punt returns and kickoff returns.

Most Attempts – Career

2,650 Jim Brown (1957-65); 2,359 R, 262 P, 29 PR
 2,087 Leroy Kelly (1964-73); 1,727 R, 190 P, 94 KR, 76 PR
 1,860 Mike Pruitt (1976-84); 1,593 R, 255 P, 12 PR

Most Attempts – Season

353 Jim Brown (1961); 305 R, 46 P, 2 PR
 353 Reuben Droughns (2005); 309 R, 39 P, 5 KR
 331 Peyton Hillis (2010); 270 R, 61 P
 328 Jamal Lewis (2007); 298 R, 30 P
 323 Jim Brown (1965); 289 R, 34 P
 323 Mike Pruitt (1983); 293 R, 30 P

Most Attempts – Game

39 Jim Brown (10/4/1959 at Chicago Cardinals); 37 R, 2P
 39 Mike Pruitt (12/3/1981 at Houston Oilers); 32 R, 7 P
 39 Lee Suggs (12/26/2004 at Miami Dolphins); 38 R, 1 P
 39 Jerome Harrison (12/27/2009 vs. Oakland Raiders); 39 R
 38 Jim Brown (11/19/1961 vs. Philadelphia Eagles); 34 R, 3 P, 1 PR
 38 Earnest Byner (12/17/1995 vs. Cincinnati Bengals); 31 R, 7 P

Most Yards – Career

15,459 Jim Brown (1957-65); 12,312 R, 2,499 P, 648 KR
 14,083 Joshua Cribbs (2005-12); 10,015 KR, 2,154 PR, 753 R, 1,161 P
 12,329 Leroy Kelly (1964-73); 7,274 R, 2,281 P, 1,784 KR, 990 PR
 10,700 Greg Pruitt (1973-81); 5,496 R, 3,022 P, 1,523 KR, 659 PR

Most Yards – Season

2,510 Joshua Cribbs (2009); 1,542 KR, 452 PR, 381 R, 135 P

2,312 Joshua Cribbs (2007); 1,809 KR, 405 PR, 37 P, 61 R
 2,131 Jim Brown (1963); 1,863 R, 268 P
 2,014 Leroy Kelly (1966); 1,141 R, 366 P, 403 KR, 104 PR
 1,932 Eric Metcalf (1993); 611 R, 539 P, 318 KR, 464 PR

Most Yards – Game

316 Joshua Cribbs (12/27/2009 at Kansas City Chiefs); 269 KR, 36 PR, 8 R, 3 P
 313 Jim Brown (11/19/1961 vs. Philadelphia Eagles); 237 R, 52 P, 24 KR
 309 Joshua Cribbs (11/18/2007 at Baltimore Ravens); 245 KR, 61 PR, 3R
 304 Greg Pruitt (11/23/1975 vs. Cincinnati Bengals); 121 R, 106 P, 36 KR, 41 PR
 299 Leroy Kelly (12/4/1966 vs. New York Giants); 126 R, 71 P, 102 KR

High Average – Career (minimum 500 attempts)

17.23 Joshua Cribbs (2005-12); 817-14,083
 11.94 Ozzie Newsome (1978-90); 682-8,144
 8.87 Bobby Mitchell (1958-61); 667-5,916
 7.89 Eric Metcalf (1989-94); 1,155-9,108

High Average – Season (minimum 100 attempts)

22.89 Joshua Cribbs (2007); 101-2,312
 17.75 Joshua Cribbs (2008); 103-1,519
 14.85 Joshua Cribbs (2009); 169-2,510
 14.32 Dino Hall (1979); 103-1,475
 13.01 Joshua Cribbs (2010); 103-1,340

High Average – Game (minimum 10 attempts)

27.80 Joshua Cribbs (11/2/2008 vs. Baltimore Ravens); 10-278
 25.75 Joshua Cribbs (11/18/2007 at Baltimore Ravens); 12-309
 22.57 Joshua Cribbs (12/20/2009 at Kansas City Chiefs); 14-316
 22.09 Joshua Cribbs (10/4/2009 vs. Cincinnati Bengals); 11-243
 21.20 Richard Alston (11/28/2004 at Cincinnati Bengals); 10-212

SCRIMMAGE YARDS

Most Attempts – Career

2,621 Jim Brown (1957-65); 2,359 R, 262 P
 1,917 Leroy Kelly (1964-73); 1,727 R, 190 P
 1,848 Mike Pruitt (1976-84); 1,593 R, 255 P

Most Attempts – Season

351 Jim Brown (1961); 305 R, 46 P
 348 Reuben Droughns (2005); 309 R, 39 P
 331 Peyton Hillis (2010); 270 R, 61 P
 328 Jamal Lewis (2007); 298 R, 30 P
 323 Jim Brown (1965); 289 R, 34 P
 323 Mike Pruitt (1983); 293 R, 30 P

Most Attempts – Game

39 Jim Brown (10/4/1959 at Chicago Cardinals); 37R, 2P
 39 Mike Pruitt (12/3/1981 at Houston Oilers); 32 R, 7 P
 39 Lee Suggs (12/26/2004 at Miami Dolphins); 38 R, 1 P
 39 Jerome Harrison (12/27/2009 vs. Oakland Raiders); 39 R
 38 Earnest Byner (12/17/1995 vs. Cincinnati Bengals); 31R, 7P

Most Yards – Career

14,811 Jim Brown (1957-65); 12,312 R, 2,499 P
 9,555 Leroy Kelly (1964-73); 7,274 R, 2,281 P
 8,518 Greg Pruitt (1973-81); 5,496 R, 3,022 P
 8,301 Mike Pruitt (1976-84); 6,540 R, 1,761 P
 8,115 Ozzie Newsome (1978-90); 135 R, 7,980 P

Most Yards – Season

2,131 Jim Brown (1963); 1,863 R, 268 P
 1,872 Jim Brown (1965); 1,544 R, 328 P
 1,867 Jim Brown (1961); 1,408 R, 459 P

Most Yards – Game

298 Jerome Harrison (12/20/2009 at Kansas City Chiefs); 286 R, 12 P
 289 Jim Brown (11/19/1961 vs. Philadelphia Eagles); 237 R, 52 P
 262 Jim Brown (9/15/1963 vs. Washington Redskins); 162 R, 100 P
 258 Jim Brown (11/24/1957 vs. Los Angeles Rams); 237 R, 21 P

High Average – Career (minimum 400 attempts)

14.81 Ray Renfro (1952-63); 418-6,190
 11.93 Ozzie Newsome (1978-90); 680-8,115
 8.09 Dub Jones (1950-55); 481-3,893

High Average – Season (minimum 100 attempts)

8.53 Dub Jones (1952); 108-921
 7.93 Dub Jones (1951); 134-1,062
 7.64 Dub Jones (1950); 101-772

High Average – Game (minimum 10 attempts)

18.42 Marion Motley (10/29/1950 vs. Pittsburgh Steelers); 12-221
 17.70 Gern Nagler (11/20/1960 at Pittsburgh Steelers); 10-177
 16.33 Dub Jones (11/25/1951 vs. Chicago Bears); 12-196

QUARTERBACK SACKS

Most Sacks – Career

- 76.5 Clay Matthews (1978-93)
- 69 Jerry Sherk (1970-81)
- 58 Walter Johnson (1965-76)
- 51.5 Michael Dean Perry (1988-94)
- 40.5 Rob Burnett (1990-95)

Most Sacks – Season

- 14.5 Bill Glass (1965)
- 14 Jack Gregory (1970)
- 14 Reggie Camp (1984)
- 13 Jamir Miller (2001)
- 12 Jerry Sherk (1979)
- 12 Clay Matthews (1984)

Most Sacks – Game

- 4 Jerry Sherk (11/14/1976 vs. Philadelphia Eagles)
- 4 Mack Mitchell (11/20/1977 vs. New York Giants)
- 4 Andra Davis (11/9/2003 at Kansas City Chiefs)

Most Consecutive Games At Least One Sack

- 7 Bill Glass (1966)

Most Sack Yards – Career

- 568 Clay Matthews (1978-92)
- 547 Jerry Sherk (1970-81)

Most Sack Yards – Season

- 125.5 Reggie Camp (1984)

Most Sack Yards – Game

- 39 Reggie Camp (11/25/1984 vs. Houston Oilers)

TEAM RECORDS

GAMES WON

Most Games Won, One Season (Including Postseason)

- 13 (1986)

Most Games Won – Regular Season

- 12 (1986)

Most Games Won – Home (Season)

- 7 (2007)

Most Games Won – Road (Season)

- 6 (2002, 1986, 1972, 1965)

Most Consecutive Games Won, Start of Season

- 11 (1953)

Most Consecutive Games Won (During Season)

- 11 (1951, 1953)

Most Consecutive Games Won (Regular Season)

- 13 (1951-52)

Most Consecutive Home Games Won (Regular Season)

- 12 (1950-52)

Most Consecutive Road Games Won (Regular Season)

- 7 (1951-52; 1954-55; 1971-72)

GAMES LOST

Most Games Lost, One Season

- 14 (1999)

Most Consecutive Games Lost

- 11 (1974-75)

Most Consecutive Games Lost, Start of Season

- 9 (1975)

Most Consecutive Games Lost, End of Season

- 6 (1999, 2008, 2011)

Most Consecutive Home Games Lost

- 10 (2008-09)

Most Consecutive Road Games Lost

- 11 (1974-76)

SCORING

Most Points – Season

- 415 (1964): 22 FG, 49 PAT, 50 TD
- 403 (1966): 9 FG, 52 PAT, 54 TD
- 402 (2007): 26 FG, 42 PAT, 46 TD, 2 PAT, 1 SAFETY
- 394 (1968): 18 FG, 46 PAT, 49 TD
- 391 (1986): 26 FG, 43 PAT, 45 TD

Most Points – Game

- 62 (12/6/1953 vs. New York Giants): 2 FG, 8 PAT, 8 TD
- 62 (11/7/1954 vs. Washington Redskins): 2 FG, 8 PAT, 8 TD
- 52 (12/12/1964 at New York Giants): 1 FG, 7 PAT, 7 TD
- 51 (9/10/1989 at Pittsburgh Steelers): 3 FG, 6 PAT, 6 TD
- 51 (9/16/2007 vs. Cincinnati Bengals): 3 FG, 6 PAT, 6 TD

Fewest Points – Season

- 140 (1982): 7 FG, 17 PAT, 17 TD
- 161 (2000): 14 FG, 17 PAT, 17 TD
- 167 (1956): 11 FG, 18 PAT, 19 TD, 1 SAFETY
- 217 (1999): 8 FG, 23 PAT, 28 TD
- 218 (1975): 17 FG, 21 PAT, 24 TD
- 218 (2011): 24 FG, 20 PAT, 21 TD

Most Points Against – Season

- 462 (1990): 16 FG, 56 PAT, 59 TD
- 437 (1999): 33 FG, 40 PAT, 49 TD

- 419 (2000): 31 FG, 44 PAT, 46 TD

- 390 (2004): 24 FG, 44 PAT, 45 TD, 12 PAT, 1 SAFETY

- 382 (2007): 32 FG, 38 PAT, 41 TD, 12 PAT

Most Points Against – Game

- 58 (12/9/1990 at Houston Oilers): 1 FG, 7 PAT, 8 TD
- 58 (11/28/2004 at Cincinnati Bengals): 3 FG, 7 PAT, 7 TD
- 55 (10/17/1954 at Pittsburgh Steelers): 7 PAT, 8 TD
- 55 (11/12/1967 at Green Bay Packers): 2 FG, 7 PAT, 7 TD
- 51 (11/9/1969 at Minnesota Vikings): 3 FG, 6 PAT, 6 TD
- 51 (10/7/1979 vs. Pittsburgh Steelers): 1 FG, 6 PAT, 7 TD

Fewest Points Against – Season

- 144 (1950): 4 FG, 18 PAT, 19 TD
- 152 (1951): 4 FG, 18 PAT, 20 TD
- 162 (1953): 2 FG, 20 PAT, 22 TD
- 162 (1954): 3 FG, 21 PAT, 22 TD
- 172 (1957): 7 FG, 19 PAT, 22 TD

Most Points, Both Teams – Game

- 106 (11/28/2004 at Cincinnati Bengals): 5 FG, 13 PAT, 13 TD (L, 48-58)
- 96 (9/16/2007 vs. Cincinnati Bengals): 12 PAT, 12 TD, 4 FG (W, 51-45)
- 89 (12/4/1966 vs. New York Giants): 4 FG, 11 PAT, 11 TD (W, 49-40)
- 86 (10/7/1979 vs. Pittsburgh Steelers): 1 FG, 11 PAT, 12 TD (L, 35-51)
- 82 (10/7/1954 at Pittsburgh Steelers): 10 PAT, 12 TD (L, 27-55)
- 82 (12/15/1960 at New York Giants): 2 FG, 10 PAT, 11 TD (W, 48-34)

Fewest Points, Both Teams – Game

- 6 (10/1/1950 vs. New York Giants): 1 TD (L, 0-6)
- 6 (11/21/1954 vs. Philadelphia Eagles): 2 FG (W, 6-0)
- 7 (10/25/1953 at New York Giants): 1 PAT, 1 TD (W, 7-0)
- 7 (12/1/1974 vs. San Francisco 49ers): 1 PAT, 1 TD (W, 7-0)
- 8 (12/12/1970 vs. Dallas Cowboys): 2 FG, 1 SAFETY (L, 2-6)
- 8 (12/16/2007 vs. Buffalo Bills): 2 FG, 1 SAFETY (W, 8-0)

Most Touchdowns – Season

- 54 (1966): 18 Rush, 33 Rec, 3 Ret
- 50 (1964): 14 Rush, 28 Rec, 8 Ret
- 49 (1968): 20 Rush, 27 Rec, 2 Ret

Most Touchdowns – Game

- 8 (12/6/1953 vs. New York Giants): 2 Rush, 5 Rec, 1 Ret
- 8 (11/7/1954 vs. Washington Redskins): 3 Rush, 4 Rec, 1 Ret

Most Touchdowns Against – Season

- 59 (1990): 21 Rush, 32 Rec, 6 Def
- 49 (1999): 29 Rush, 17 Rec, 3 Ret
- 48 (1975): 21 Rush, 25 Rec, 2 Ret

Most Touchdowns Against – Game

- 8 (10/17/1954 at Pittsburgh Steelers): 2 Rush, 4 Rec, 2 Ret
- 8 (12/9/1990 at Houston Oilers): 4 Rush, 3 Rec, 1 Def

Fewest Touchdowns – Season

- 17 (1982): 7 Rush, 9 Rec, 1 Ret
- 17 (2000): 7 Rush, 9 Rec, 1 Ret
- 19 (1956): 8 Rush, 8 Rec, 3 Ret
- 20 (2008): 6 Rush, 11 Rec, 1 Ret, 2 Def
- 21 (2011): 4 Rush, 16 Rec, 1 Ret

Fewest Touchdowns Against – Season

- 19 (1950): 10 Rush, 8 Rec, 1 Ret
- 20 (1951): 8 Rush, 10 Rec, 2 Ret
- 21 (1956): 13 Rush, 7 Rec, 1 Ret

Most Touchdowns Rushing – Season
 24 (1958)
 23 (1954)

Most Touchdowns Rushing – Game
 6 (11/24/1957 vs. Los Angeles Rams)
 5 four times, most recently: (11/1/1959 at Baltimore Colts)

Most Touchdowns Rushing Against – Season
 29 (1999)
 26 (2000)
 25 (1979)
 22 (2004)
 21 (1975, 1990)

Most Touchdowns Rushing Against – Game
 6 (10/15/1961 vs. Green Bay Packers)
 5 (10/13/1991 at Washington Redskins)
 5 (12/3/2000 at Jacksonville Jaguars)

Fewest Touchdowns Rushing – Season
 4 (2005, 2011)
 5 (1995)
 6 (1956, 2004, 2008)

Fewest Touchdowns Rushing Against – Season
 4 (1954)
 5 (1992)

Most Touchdowns Rushing, Both Teams – Game
 7 three times, most recently: (11/23/1986 vs. Pittsburgh Steelers)

Most Touchdowns Passing – Season
 33 (1966)
 30 (1980)
 29 (2007)
 28 (1964, 1979)

Most Touchdowns Passing – Game
 6 two times, most recently: (10/30/1966 at Atlanta Falcons)

Fewest Touchdowns Passing – Season
 7 (1975)
 8 (1956)
 9 (1982, 2000)

Most Touchdowns Passing Against – Season
 32 (1990)
 31 (1965)
 29 (2007)
 28 (1981)

Most Touchdowns Passing Against – Game
 6 two times, most recently: (9/16/2007 vs. Cincinnati Bengals)

Fewest Touchdowns Passing Against – Season
 7 (1956)
 8 (1950, 1957)

Most Points After Touchdowns – Season
 52 (1966)
 49 (1964)

Most Points After Touchdowns – Game
 8 (12/6/1953 vs. New York Giants)
 8 (11/7/1954 vs. Washington Redskins)

Fewest Points After Touchdowns – Season
 17 (1982, 2000)
 18 (1956)

Most Points After Touchdowns Against – Season
 56 (1990)
 45 (1975)

Most Points After Touchdowns Against – Game
 7 six times, most recently: (11/28/2004 at Cincinnati Bengals)

Fewest Points After Touchdowns Against – Season
 18 (1950, 1951)

Most Field Goals Made – Season
 30 (2008)
 29 (1995, 2012)
 27 (2005)
 26 (1986, 1994, 2007)

Most Field Goals Made – Game
 6 (11/5/2006 at San Diego Chargers)
 5 five times, most recently: (11/4/2012 vs. Baltimore Ravens)

Fewest Field Goals Made – Season
 5 (1959)
 7 (1982)

Most Field Goals Made Against – Season
 35 (2003)
 33 (1999)
 32 (2007)
 31 (1993, 2000)

Most Field Goals Made Against – Game
 5 two times, most recently: (11/11/2001 vs. Pittsburgh Steelers)

Fewest Field Goals Made Against – Season
 2 (1953)
 3 (1954)

Most Safeties For – Season
 3 (1970)
 2 (1993)

Most Safeties For – Game
 1 20 times; most recently: (11/22/2009 at Detroit Lions)

Most Safeties Against – Season
 3 (1974, 1987)

Most Safeties, Both Teams – Season
 4 (1993)

Most Safeties, Both Teams – Game
 2 (9/13/1987 at New Orleans Saints)
 2 (11/14/1993 at Seattle Seahawks)

Most Two-Point Conversions – Season
 4 (1994)

Most Two-Point Conversions – Game
 1 15 times; most recently: (11/22/2009 at Detroit Lions)

Most Two-Point Conversions, Both Teams – Season
 5 (1994)
 3 (1995, 2007)

Most Two-Point Conversions Against – Season
 2 (1995, 2001)

Most Two-Point Conversions Against – Game
 1 nine times; most recently: (11/11/2007 at Pittsburgh Steelers)

Most Points 1st Quarter
 24 (11/22/2009 at Detroit Lions)

Most Points 2nd Quarter
 28 three times, most recently: (12/1/1991 at Indianapolis Colts)

Most Points 3rd Quarter
 24 (12/6/1953 vs. New York Giants)

Most Points 4th Quarter
 28 (10/25/1964 vs. New York Giants)

Most Points 1st Half
 35 (11/5/1989 at Tampa Bay Buccaneers)

Most Points 2nd Half
 35 five times; most recently: (11/28/2004 at Cincinnati Bengals)

Largest Margin of Victory
 59 (11/7/1954 vs. Washington Redskins)

Largest Margin of Defeat
 48 (11/12/1967 at Green Bay Packers)
 48 (11/9/1969 at Minnesota Vikings)
 48 (12/3/2000 at Jacksonville Jaguars)

FIRST DOWNS

Most First Downs – Season
 364 (1981)

Most First Downs – Game
 35 (11/23/1986 vs. Pittsburgh Steelers)

Fewest First Downs – Season
 173 (1956)

Fewest First Downs – Game
 1 (12/3/1950 vs. Philadelphia Eagles)

Most First Downs by Opponents – Season
 368 (1999)

Most First Downs by Opponents – Game
 36 (11/25/1979 at Pittsburgh Steelers)

Fewest First Downs by Opponents – Season
 147 (1954)

Fewest First Downs by Opponents – Game
 4 (11/7/1954 vs. Washington Redskins)
 4 (10/21/1973 vs. Houston Oilers)

Most First Downs, Both Teams – Game
 58 (11/25/1979 at Pittsburgh Steelers)

58 (11/4/2007 vs. Seattle Seahawks)
 Most First Downs Rushing – Season
 135 (1963)
 Most First Downs Rushing – Game
 21 (12/13/1959 at Philadelphia Eagles)
 Fewest First Downs Rushing – Season
 53 (2000)
 64 (1982, 1999)
 Fewest First Downs Rushing – Game
 0 three times, most recently: (12/7/2006 at Pittsburgh Steelers)
 Most First Downs Rushing by Opponents – Season
 161 (1999)
 Most First Downs Rushing by Opponents – Game
 20 (10/10/1964 vs. Pittsburgh Steelers)
 Fewest First Downs Rushing by Opponents – Season
 56 (1954)
 Fewest First Downs Rushing by Opponents – Game
 0 two times, most recently: (9/22/1974 vs. Houston Oilers)
 Most First Downs Passing – Season
 207 (1980)
 Most First Downs Passing – Game
 22 (9/7/1981 vs. San Diego Chargers)
 Fewest First Downs Passing – Season
 63 (1956)
 Fewest First Downs Passing – Game
 0 two times, most recently: (12/3/2000 at Jacksonville Jaguars)
 Most First Downs Passing by Opponents – Season
 211 (2007)
 Most First Downs Passing by Opponents – Game
 26 (12/12/1988 at Miami Dolphins)
 Fewest First Downs Passing by Opponents – Season
 62 (1956)
 Fewest First Downs Passing by Opponents – Game
 0 (11/24/1974 vs. Buffalo Bills)
 Most First Downs by Penalty – Season
 37 (1981)
 Most First Downs by Penalty – Game
 7 4 times; most recently: (11/5/2006 at San Diego Chargers)
 Fewest First Downs by Penalty – Season
 4 (1952)
 Most First Downs by Penalty by Opponents – Season
 38 (1978, 1980, 2012)
 Most First Downs by Penalty by Opponents – Game
 10 (11/18/2012 at Dallas Cowboys)
 Fewest First Downs by Penalty by Opponents – Season
 10 (1961)

NET YARDS

Most Net Yards Gained – Season
 5,915 (1981)
 5,772 (1979)
 5,621 (2007)
 5,588 (1980)
 Most Net Yards Gained – Game
 562 (10/25/1981 vs. Baltimore Colts)
 558 (11/10/1986 vs. Miami Dolphins)
 554 (9/16/2007 vs. Cincinnati Bengals)
 543 (9/15/1963 vs. Washington Redskins)
 Fewest Net Yards Gained – Season
 2,708 (1982)
 3,310 (1956)
 3,341 (1973)
 Fewest Net Yards Gained – Game
 26 (12/12/2004 at Buffalo Bills)
 40 (9/12/1999 vs. Pittsburgh Steelers)
 53 (12/3/2000 at Jacksonville Jaguars)
 59 (12/3/1950 vs. Philadelphia Eagles)
 60 (10/24/1971 vs. Denver Broncos)
 Most Net Yards Gained by Opponents – Season
 6,229 (2009)
 6,046 (1999)
 5,821 (2012)
 5,794 (2008)

5,753 (2007)
 Most Net Yards Gained by Opponents – Game
 606 (11/25/1979 at Pittsburgh Steelers)
 582 (11/7/1965 vs. Philadelphia Eagles)
 564 (11/6/2008 vs. Denver Broncos)
 543 (10/18/2009 at Pittsburgh Steelers)
 535 (9/7/1981 vs. San Diego Chargers)
 Fewest Net Yards Gained by Opponents – Season
 2,658 (1954)
 2,802 (1957)
 2,841 (1955)
 Fewest Net Yards Gained by Opponents – Game
 53 (9/10/1989 at Pittsburgh Steelers)
 64 (11/7/1954 vs. Washington Redskins)
 68 (11/28/1954 at New York Giants)

PLAYS

Most Offensive Plays – Season
 1,138 (1981)
 1,092 (1979)
 1,065 (1983)
 Most Offensive Plays – Game
 92 (10/6/1956 at Pittsburgh Steelers)
 87 (10/30/1977 vs. Kansas City Chiefs)
 87 (10/2/2011 vs. Tennessee Titans)
 85 (11/30/1986 vs. Houston Oilers)
 85 (10/4/1987 at New England Patriots)
 Fewest Offensive Plays – Season
 616 (1982)
 647 (1960)
 681 (1958)
 Fewest Offensive Plays – Game
 28 (9/12/1999 vs. Pittsburgh Steelers)
 37 (10/27/1963 vs. New York Giants)
 39 (11/11/1962 at Washington Redskins)
 39 (11/9/1969 at Minnesota Vikings)
 Most Offensive Plays by Opponents – Season
 1,158 (1999)
 1,122 (2000)
 1,095 (2012)
 Most Offensive Plays by Opponents – Game
 91 (11/14/2010 vs. New York Jets)
 90 three times, most recently: (9/12/1999 vs. Pittsburgh Steelers)
 Fewest Offensive Plays by Opponents – Season
 594 (1982)
 638 (1957)
 672 (1954)
 Fewest Offensive Plays by Opponents – Game
 38 (10/18/1987 at Cincinnati Bengals)
 40 (10/25/1953 at New York Giants)
 40 (9/20/1981 at Cincinnati Bengals)

RUSHING

Most Yards Gained Rushing – Season
 2,639 (1963)
 2,546 (1958)
 2,488 (1978)
 Most Yards Gained Rushing – Game
 352 (10/12/1958 vs. Chicago Cardinals)
 351 (12/20/2009 at Kansas City Chiefs)
 338 (10/29/1950 vs. Pittsburgh Steelers)
 330 (11/24/1957 vs. Los Angeles Rams)
 Fewest Yards Gained Rushing – Season
 883 (1982)
 1,085 (2000)
 1,150 (1999)
 1,220 (1990)
 Fewest Yards Gained Rushing – Game
 6 (11/6/1960 vs. New York Giants)
 9 (9/12/1999 vs. Pittsburgh Steelers)
 11 (9/17/1967 vs. Dallas Cowboys)
 Most Yards Gained Rushing by Opponents – Season
 2,736 (1999)
 2,604 (1979)
 2,505 (2000)
 2,431 (2008)
 2,415 (1974)

Most Yards Gained Rushing by Opponents – Game

- 361 (10/7/1979 vs. Pittsburgh Steelers)
- 354 (10/10/1964 vs. Pittsburgh Steelers)
- 343 (9/14/2003 at Baltimore Ravens)
- 305 (11/11/1956 vs. Baltimore Colts)

Fewest Yards Gained Rushing by Opponents – Season

- 1,050 (1954)
- 1,189 (1955)
- 1,292 (1982)

Fewest Yards Gained Rushing by Opponents – Game

- 4 (11/28/1954 at New York Giants)
- 20 (10/22/1967 vs. Chicago Bears)
- 22 (10/8/1966 vs. Pittsburgh Steelers)

Most Rushing Attempts – Season

- 559 (1978)
- 536 (1955)
- 535 (1985)

Most Rushing Attempts – Game

- 60 (10/2/1955 at San Francisco 49ers)
- 59 (12/4/1955 at Pittsburgh Steelers)
- 59 (12/13/1959 at Philadelphia Eagles)

Fewest Rushing Attempts – Season

- 256 (1982)
- 313 (1999)
- 336 (2000)
- 345 (1990)

Fewest Rushing Attempts – Game

- 9 (9/12/1999 vs. Pittsburgh Steelers)
- 10 (11/9/1969 at Minnesota Vikings)
- 11 (10/14/1956 vs. New York Giants)
- 11 (11/10/1991 vs. Philadelphia Eagles)
- 11 (12/7/2006 at Pittsburgh Steelers)

Most Rushing Attempts by Opponents – Season

- 610 (1999)
- 594 (2000)
- 577 (1979)
- 563 (1978)

Most Rushing Attempts by Opponents – Game

- 64 (10/10/1964 vs. Pittsburgh Steelers)
- 59 (12/16/1956 vs. Chicago Cardinals)
- 57 (11/23/1952 vs. Philadelphia Eagles)
- 57 (10/24/1971 vs. Denver Broncos)
- 57 (9/12/1999 vs. Pittsburgh Steelers)

Highest Average Gain Rushing – Season

- 5.74 (1963)
- 5.36 (1958)
- 5.22 (1966)

Lowest Average Gain Rushing – Season

- 3.24 (2001)
- 3.38 (1971)
- 3.42 (1970)
- 3.45 (1982)

PASSING

Most Gross Yards Gained Passing – Season

- 4,339 (1981)
- 4,132 (1980)
- 4,018 (1986)

Most Gross Yards Gained Passing – Game

- 444 (10/25/1981 vs. Baltimore Colts)
- 414 (11/23/1986 vs. Pittsburgh Steelers)
- 413 (11/28/2004 at Cincinnati Bengals)
- 401 (11/10/1986 vs. Miami Dolphins)

Highest Gross Average Yards Per Attempt – Season

- 10.17 (1953)
- 9.61 (1957)
- 9.51 (1955)

Fewest Gross Yards Gained Passing – Season

- 1,358 (1956)
- 1,741 (1973)
- 1,758 (1958)

Fewest Gross Yards Gained Passing – Game

- 15 (12/19/1954 vs. Detroit Lions)
- 23 (10/11/2009 at Buffalo Bills)
- 26 (10/25/1953 at New York Giants)
- 26 (11/2/1958 vs. New York Giants)
- 33 (12/3/2000 at Jacksonville Jaguars)

Most Gross Yards Gained Passing by Opponents – Season

- 4,156 (2012)
- 4,149 (2009)
- 4,013 (1995)
- 3,867 (2007)
- 3,746 (1980)

Most Gross Yards Gained Passing by Opponents – Game

- 456 (12/14/1980 at Minnesota Vikings)
- 441 (11/6/2008 vs. Denver Broncos)
- 422 (11/22/2009 at Detroit Lions)
- 418 (11/26/1967 vs. Washington Redskins)
- 417 (10/18/2009 at Pittsburgh Steelers)

Fewest Gross Yards Gained Passing by Opponents – Season

- 1,215 (1956)
- 1,511 (1957)
- 1,581 (1950)

Fewest Gross Yards Gained Passing by Opponents – Game

- 9 (11/24/1974 vs. Buffalo Bills)
- 17 (10/22/1950 at New York Giants)
- 21 (11/11/1956 vs. Baltimore Colts)

Most Passes Attempted – Season

- 624 (1981)
- 573 (1990)
- 570 (2011)
- 567 (1983)
- 566 (2012)

Most Passes Attempted – Game

- 61 (10/2/2011 vs. Tennessee Titans)
- 57 (9/7/1981 vs. San Diego Chargers)
- 54 (11/5/1995 vs. Houston Oilers)
- 53 (9/13/1981 vs. Houston Oilers)

Fewest Passes Attempted – Season

- 195 (1957)
- 202 (1956)
- 206 (1958)

Fewest Passes Attempted – Game

- 0 (12/3/1950 vs. Philadelphia Eagles)
- 4 (11/4/1956 at Green Bay Packers)
- 5 (10/25/1953 at New York Giants)
- 6 (12/19/1954 vs. Detroit Lions)

Most Passes Attempted by Opponents – Season

- 600 (2012)
- 587 (1994)
- 578 (2007)
- 573 (1995)
- 552 (2001)

Most Passes Attempted by Opponents – Game

- 59 (9/20/1992 at Los Angeles Raiders)
- 58 (9/18/1994 vs. Arizona Cardinals)
- 56 (10/24/2010 at New Orleans Saints)
- 56 (9/9/2012 vs. Philadelphia Eagles)

Fewest Passes Attempted by Opponents – Season

- 226 (1956)
- 242 (1957)
- 266 (1982)

Fewest Passes Attempted by Opponents – Game

- 6 (12/19/2004 vs. San Diego Chargers)
- 7 (11/24/1974 vs. Buffalo Bills)
- 8 (12/16/1956 vs. Chicago Cardinals)

Most Passes Completed – Season

- 348 (1981)
- 338 (2002)
- 337 (1980)
- 328 (2012)
- 324 (1983, 1995)

Most Passes Completed – Game

- 40 (10/2/2011 vs. Tennessee Titans)
- 36 (9/22/2002 at Tennessee Titans)
- 33 (12/5/1982 vs. San Diego Chargers)
- 32 (11/10/1986 vs. Miami Dolphins)
- 32 (10/27/2002 at New York Jets)

Fewest Passes Completed – Season

- 105 (1956)
- 108 (1957)
- 110 (1958)

Fewest Passes Completed – Game

- 1 (12/19/1954 vs. Detroit Lions)
- 2 (10/25/1953 at New York Giants)
- 2 (11/4/1956 at Green Bay Packers)
- 2 (10/11/2009 at Buffalo Bills)

Most Passes Completed by Opponents – Season

- 378 (2012)
- 360 (1995)
- 340 (2007)
- 331 (1999)
- 325 (1994)

Most Passes Completed by Opponents – Game

- 38 (12/14/1980 at Minnesota Vikings)
- 35 (11/18/2012 at Dallas Cowboys)
- 34 (9/30/2007 vs. Baltimore Ravens)

Fewest Passes Completed by Opponents – Season

- 105 (1957)
- 107 (1956)
- 121 (1950)

Fewest Passes Completed by Opponents – Game

- 1 (11/24/1974 vs. Buffalo Bills)
- 2 (10/22/1950 at New York Giants)
- 2 (12/16/1956 vs. Chicago Cardinals)
- 2 (10/15/1972 vs. Chicago Bears)

Highest Completion Percentage – Season

- 63.04 (1953)
- 62.23 (2006)
- 62.03 (1991)
- 61.90 (2010)
- 61.49 (2003)

Highest Completion Percentage – Game

- 91.30 (12/26/1993 at Los Angeles Rams)
- 85.71 (12/13/1959 at Philadelphia Eagles)
- 84.21 (12/12/1964 at New York Giants)

Lowest Completion Percentage – Season

- 46.88 (1972)
- 48.05 (1967)
- 48.47 (1970)

Lowest Completion Percentage – Game

- 11.76 (10/11/2009 at Buffalo Bills)
- 16.67 (12/19/1954 vs. Detroit Lions)
- 19.05 (10/3/1970 vs. Pittsburgh Steelers)
- 25.00 (10/27/1963 vs. New York Giants)
- 25.00 (9/29/1968 vs. Los Angeles Rams)

TIME OF POSSESSION**Highest Time of Possession – Game**

- 42:56 (10/23/2011 vs. Seattle Seahawks)
- 42:50 (11/22/1987 at Houston Oilers)
- 42:12 (10/18/1987 at Cincinnati Bengals)
- 41:59 (9/20/1981 at Cincinnati Bengals)
- 40:50 (9/10/1989 at Pittsburgh Steelers)

Highest Time of Possession by Opponents – Game

- 47:49 (9/12/1999 vs. Pittsburgh Steelers)
- 47:08 (11/14/2010 vs. New York Jets) (OT)
- 44:35 (12/14/2003 at Denver Broncos) (OT)
- 42:20 (9/15/1980 vs. Houston Oilers)
- 42:10 (11/3/2002 vs. Pittsburgh Steelers)

Highest Average Time of Possession – Season

- 31:44 (1987)
- 30:59 (1981)
- 30:53 (1984)
- 30:51 (1983)
- 30:50 (1988)

INTERCEPTIONS**Most Interceptions – Season**

- 33 (2001)
- 32 (1968)
- 31 (1950, 1960)

Most Interceptions – Game

- 7 (12/11/1960 vs. Chicago Bears)
- 7 (9/23/2001 vs. Detroit Lions)
- 6 four times, most recently: (9/20/1987 vs. Pittsburgh Steelers)

Fewest Interceptions – Season

- 8 (1999)
- 9 (2011)

10 (1975, 2009)**Most Interceptions by Opponents – Season**

- 31 (1977)
- 28 (1983)
- 27 (1971, 1979, 1981)

Most Interceptions by Opponents – Game

- 6 four times; most recently: (10/16/1983 at Pittsburgh Steelers)

Fewest Interceptions by Opponents – Season

- 5 (1960)
- 9 (1953, 1959)

Most Interception Return Yards – Season

- 624 (1960)
- 444 (1964)
- 430 (1977)

Most Interception Return Yards – Game

- 213 (12/11/1960 vs. Chicago Bears)
- 132 (11/20/1983 at New England Patriots)
- 128 (10/2/1988 at Pittsburgh Steelers)

Fewest Interception Return Yards – Season

- 52 (1999)
- 68 (2000)
- 93 (2011)
- 102 (1982)
- 107 (1975)

Most Interception Return Yards by Opponents – Season

- 518 (1984)
- 508 (1983)
- 453 (1971)

Most Interception Return Yards by Opponents – Game

- 147 (10/17/1954 at Pittsburgh Steelers)
- 142 (10/16/1983 at Pittsburgh Steelers)
- 140 (10/18/1970 vs. Detroit Lions)

Fewest Interception Return Yards by Opponents – Season

- 58 (1960)
- 68 (1966)
- 94 (1953)

Fewest Interceptions by Opponents – Season

- 5 (1960)
- 9 (1953, 1959)

Most Touchdowns by Interceptions – Season

- 6 (1960)
- 4 (1954, 1989, 2001)

Most Touchdowns by Interceptions – Game

- 3 (12/11/1960 vs. Chicago Bears)

Most Touchdowns by Interceptions by Opponents – Season

- 4 (1970, 2003)
- 3 (1990, 2010)

Most Touchdowns by Interceptions by Opponents – Game

- 2 (10/17/1954 at Pittsburgh Steelers)
- 2 (10/18/1970 vs. Detroit Lions)

PUNTING**Most Punts – Season**

- 108 (2000)
- 106 (1999)
- 99 (2001)
- 97 (1989)
- 94 (2009)

Most Punts – Game

- 12 three times; most recently: (12/3/2000 at Jacksonville Jaguars)

Fewest Punts – Season

- 45 (1962)
- 48 (1982)
- 49 (1964)

Fewest Punts – Game

- 0 three times; most recently: (10/13/2008 vs. New York Giants)

Most Punts by Opponents – Season

- 97 (1994)
- 94 (1989)
- 91 (1985)

Most Punts by Opponents – Game

- 11 five times; most recently: (12/17/1989 vs. Minnesota Vikings)

Fewest Punts by Opponents – Season

- 40 (1982)
- 46 (1960)

50 (1959)
 Fewest Punts by Opponents – Game
 0 four times; most recently: (9/30/2007 vs. Baltimore Ravens)
 Most Punts, Both Teams – Season
 191 (1989)
 178 (2012)
 177 (1994)
 176 (2000)
 173 (2001)
 Most Punts, Both Teams – Game
 23 (11/19/1989 vs. Kansas City Chiefs)
 21 (11/18/1973 at Oakland Raiders)
 21 (12/17/1989 vs. Minnesota Vikings)
 Fewest Punts, Both Teams – Season
 88 (1982)
 100 (1959)
 101 (1960, 1962)
 Fewest Punts, Both Teams – Game
 1 two times; most recently: (12/3/1961 at Dallas Cowboys)
 Highest Gross Punting Average – Season
 45.70 (1965)
 45.69 (1952)
 45.55 (2000)
 45.49 (1951)
 Highest Gross Punting Average – Game
 58.00 (12/3/1978 at Seattle Seahawks)
 56.50 (11/13/1960 vs. St. Louis Cardinals)
 54.75 (11/28/1954 at New York Giants)
 Highest Gross Punting Average by Opponents – Season
 46.00 (2012)
 45.04 (1960)
 44.50 (1992)
 43.72 (1963)
 Highest Gross Punting Average by Opponents – Game
 61.00 (9/13/1993 vs. San Francisco 49ers)
 59.00 (11/27/1960 at St. Louis Cardinals)
 57.50 (11/20/1960 at Pittsburgh Steelers)
 56.00 (1/2/2011 vs. Pittsburgh Steelers)

PUNT RETURNS

Most Punt Returns – Season
 61 (1954)
 55 (1952)
 52 (1974)
 Most Punt Returns – Game
 8 three times; most recently: (11/18/1956 at Philadelphia Eagles)
 Fewest Punt Returns – Season
 20 (1962, 1964)
 21 (1960)
 22 (2010)
 Most Punt Returns by Opponents – Season
 69 (2000)
 68 (1974, 1999)
 52 (2001)
 Most Punt Returns by Opponents – Game
 12 (12/3/1950 vs. Philadelphia Eagles)
 9 (11/13/1995 at Pittsburgh Steelers)
 Fewest Punt Returns by Opponents – Season
 15 (1962)
 16 (1987)
 Most Punt Return Yardage – Season
 606 (2012)
 563 (1993)
 523 (1974)
 496 (1989)
 Most Punt Return Yardage – Game
 166 (10/24/1993 vs. Pittsburgh Steelers)
 144 (12/9/2012 vs. Kansas City Chiefs)
 135 (12/30/2007 vs. San Francisco 49ers)
 134 (10/27/1974 vs. Denver Broncos)
 120 (10/4/2009 vs. Cincinnati Bengals)
 Fewest Punt Return Yardage – Season
 96 (1968)
 111 (1962)
 134 (1982)

Most Punt Return Yardage by Opponents – Season
 793 (2000)
 762 (1999)
 705 (1974)
 647 (2001)
 Most Punt Return Yardage by Opponents – Game
 149 (9/22/1974 vs. Houston Oilers)
 133 (12/9/2001 at New England Patriots)
 131 (11/13/1995 at Pittsburgh Steelers)
 126 (11/26/2000 at Baltimore Ravens)
 126 (11/25/2001 vs. Cincinnati Bengals)
 Fewest Punt Return Yardage by Opponents – Season
 39 (1959)
 70 (1967)
 72 (1969)
 Highest Punt Return Average – Season
 15.15 (1964)
 15.13 (1950)
 14.80 (2012)
 13.50 (2007)
 13.24 (1993)
 Lowest Punt Return Average – Season
 4.00 (1968)
 4.07 (1953)
 4.81 (1957)
 Highest Punt Return Average Allowed – Season
 18.00 (1977)
 12.44 (2001)
 11.70 (2011)
 11.49 (1976, 2000)
 Lowest Punt Return Average Allowed – Season
 1.22 (1959)
 2.41 (1967)
 2.50 (1958)
 Most Punt Return Touchdowns – Season
 3 (1993)
 2 (1965, 1994, 2002)
 Most Punt Return Touchdowns – Game
 2 (10/24/1993 vs. Pittsburgh Steelers)
 Most Punt Return Touchdowns by Opponents – Season
 3 (1977)
 2 (1976)
 Most Punt Return Touchdowns by Opponents – Game
 2 (9/26/1976 at Denver Broncos)

KICKOFF RETURNS

Most Kickoff Returns – Season
 89 (1999)
 85 (2000)
 75 (1979, 2004)
 Most Kickoff Returns – Game
 10 (11/28/2004 at Cincinnati Bengals)
 9 four times; most recently: (12/3/2000 at Jacksonville Jaguars)
 Fewest Kickoff Returns – Season
 27 (1951)
 29 (1959)
 30 (1953)
 Most Kickoff Returns by Opponents – Season
 78 (1986)
 76 (2007)
 75 (1964)
 72 (1978, 1987)
 Most Kickoff Returns by Opponents – Game
 10 (9/16/2007 vs. Cincinnati Bengals)
 9 (11/16/2003 vs. Arizona Cardinals)
 9 (11/28/2004 at Cincinnati Bengals)
 Fewest Kickoff Returns by Opponents – Season
 23 (1982)
 33 (1956)
 34 (1951)
 Most Kickoff Return Yardage – Season
 1,943 (2007)
 1,725 (1999)
 1,710 (2000)
 1,697 (1978)
 1,670 (2009)

Most Kickoff Return Yardage – Game
 278 (12/20/2009 at Kansas City Chiefs)
 256 (11/7/1965 vs. Philadelphia Eagles)
 245 (11/18/2007 at Baltimore Ravens)
 237 (11/2/2008 vs. Baltimore Ravens)
 225 (9/20/1964 vs. St. Louis Cardinals)

Fewest Kickoff Return Yardage – Season
 496 (1951)
 551 (1959)
 579 (1953)

Most Kickoff Return Yardage by Opponents – Season
 1,590 (2007)
 1,517 (1964)
 1,501 (1966)
 1,476 (1986)

Most Kickoff Return Yardage by Opponents – Game
 243 (9/16/2007 vs. Cincinnati Bengals)
 236 (12/15/1963 at Washington Redskins)
 236 (12/4/1966 vs. New York Giants)
 229 (11/16/2003 vs. Arizona Cardinals)
 226 (11/17/1968 at Pittsburgh Steelers)

Fewest Kickoff Return Yardage by Opponents – Season
 424 (1982)
 734 (1959)
 763 (1951)

Highest Kickoff Return Average – Season
 27.00 (2007)
 25.38 (1967)
 25.26 (1954)
 24.55 (1994)

Lowest Kickoff Return Average – Season
 16.15 (1991)
 17.00 (2010)
 17.51 (1952)
 17.52 (1987)

Highest Kickoff Return Average Allowed – Season
 26.63 (1975)
 26.16 (1961)
 25.69 (1981)

Lowest Kickoff Return Average Allowed – Season
 14.34 (1980)
 16.78 (1988)
 17.33 (1985)

Most Kickoff Return Touchdowns – Season
 3 (2009)

Most Kickoff Return Touchdowns – Game
 2 (12/20/2009 at Kansas City Chiefs)

Most Kickoff Return Touchdowns by Opponents – Season
 2 (1966, 1967)

Most Kickoff Return TDs by Opponents – Game
 2 (11/12/1967 at Green Bay Packers)

PENALTIES

Most Penalties – Season
 128 (1989)
 127 (1978)

Most Penalties – Game
 21 (11/25/1951 vs. Chicago Bears)
 18 (10/7/1951 at Los Angeles Rams)

Most Penalty Yards – Season
 1,165 (1978)
 1,046 (1977)

Most Penalty Yards – Game
 209 (11/25/1951 vs. Chicago Bears)
 188 (10/29/1995 at Cincinnati Bengals)

Fewest Penalties – Season
 36 (1959)
 47 (1961)

Fewest Penalties – Game
 0 two times, most recently: (11/18/1962 vs. St. Louis Cardinals)

Fewest Penalty Yards – Season
 329 (1959)
 455 (1961)

Most Penalties by Opponents – Season
 141 (2003)

131 (1978)
 129 (1994)

Most Penalties by Opponents – Game
 19 (10/12/2003 vs. Oakland Raiders)
 17 (12/4/1988 vs. Dallas Cowboys)
 16 (11/25/1951 vs. Chicago Bears)
 16 (11/8/1987 vs. Atlanta Falcons)

Most Penalty Yards by Opponents – Season
 1,139 (1994)
 1,110 (1978)

Most Penalty Yards by Opponents – Game
 165 (11/25/1951 vs. Chicago Bears)
 161 (9/21/1970 vs. New York Jets)

Fewest Penalties by Opponents – Season
 32 (1959)
 37 (1958)

Fewest Penalties by Opponents – Game
 0 three times; most recently: (12/26/1999 vs. Indianapolis Colts)

Fewest Penalty Yards by Opponents – Season
 285 (1959)
 335 (1953)

Most Penalties, Both Teams – Game
 37 (11/25/1951 vs. Chicago Bears)
 27 (9/11/1983 at Detroit Lions)
 27 (9/17/1978 at Atlanta Falcons)

Most Penalty Yards, Both Teams – Game
 374 (11/25/1951 vs. Chicago Bears)
 270 (10/29/1995 at Cincinnati Bengals)

FUMBLES

Most Fumbles – Season
 50 (1978)
 46 (1976)

Most Fumbles – Game
 9 two times; most recently: (12/23/1990 at Pittsburgh Steelers)

Fewest Fumbles – Season
 8 (1959)
 14 (1958)

Most Fumbles by Opponents – Season
 39 (1972, 1979)

Most Fumbles by Opponents – Game
 8 four times; most recently: (11/25/2012 vs. Pittsburgh Steelers)

Fewest Fumbles by Opponents – Season
 11 (1956)
 13 (1963, 2006)

Most Fumbles, Both Teams – Game
 13 two times; most recently: (12/20/1981 at Seattle Seahawks)

Most Fumbles Lost – Season
 29 (1951, 1978)
 26 (1981)
 24 (1950)
 23 (1985, 1990)

Most Fumbles Lost – Game
 8 (12/23/1990 at Pittsburgh Steelers)
 7 (12/20/1981 at Seattle Seahawks)

Fewest Fumbles Lost – Season
 5 (1959)
 6 (2008, 2011)
 7 (1964)
 8 (1982, 1991, 2012)

Most Opponents Fumbles Recovered – Season
 29 (1951)
 24 (1950)

Most Opponents Fumbles Recovered – Game
 8 (12/23/1990 at Pittsburgh Steelers)
 7 (12/20/1981 at Seattle Seahawks)
 6 (11/12/1950 vs. San Francisco 49ers)

Fewest Opponents Fumbles Recovered – Season
 7 (2003)
 8 (1956)
 9 nine times; most recently: (2010)

SACKS

Most Times Browns Sacked Opponent Quarterback – Season
 48 (1992, 1993)

45 (1989)
44 (1967, 1985)

Most Times Browns Sacked Opponent Quarterback – Game

11 (11/18/1984 at Atlanta Falcons)
9 (10/16/1988 vs. Philadelphia Eagles)
9 (12/5/1993 vs. New Orleans Saints)
8 (12/10/2009 vs. Pittsburgh Steelers)

Fewest Times Browns Sacked Opponent Quarterback – Season

17 (2008)
22 (1982)
23 (2005)
25 (1971, 1999)

Most Times Browns Quarterbacks Sacked – Season

60 (1999)
55 (1984)
54 (2006)
51 (2001)
48 (1974)

Most Times Browns Quarterbacks Sacked – Game

11 (9/30/1984 at Kansas City Chiefs)
11 (9/6/1992 at Indianapolis Colts)
8 (11/19/1967 vs. Minnesota Vikings)
8 (12/16/2001 vs. Jacksonville Jaguars)
8 (12/24/2005 vs. Pittsburgh Steelers)

Fewest Times Browns Quarterbacks Sacked – Season

14 (1994)
16 (1970)
19 (1976, 2007)

Most Yards Opponents Lost Attempting to Pass – Season

430 (1951)
359 (1989)
354 (1967)

Most Yards Opponents Lost Attempting to Pass – Game

95 (11/18/1984 at Atlanta Falcons)
91 (10/28/1962 at Pittsburgh Steelers)
88 (12/16/1951 at Philadelphia Eagles)

Most Yards Browns Lost Attempting to Pass – Season

402 (1974)
385 (1999)
372 (1967)

Most Yards Browns Lost Attempting to Pass – Game

81 (10/30/1960 at Washington Redskins)
78 (9/30/1984 at Kansas City Chiefs)

Most Times Sacked, Both Teams – Game

13 (9/30/1984 at Kansas City Chiefs)
12 (10/22/1967 vs. Chicago Bears)
12 (11/18/1984 at Atlanta Falcons)
12 (9/6/1992 at Indianapolis Colts)

SHUTOUTS

Most Shutouts – Season

3 (1951)

Most Shutouts Against – Season

4 (2000)

Most Consecutive Shutout Quarters

8 (1951, 1983)

TURNOVERS

Most Turnovers Committed (Giveaways) – Season

53 (1977, 1981)

Most Turnovers Committed (Giveaways) – Game

10 (12/20/1981 at Seattle Seahawks)
9 (12/23/1990 at Pittsburgh Steelers)

Most Turnovers, Opponents (Takeaways) – Season

55 (1950)
51 (1951)
49 (1966)
46 (1968)
45 (1960, 1978)

Most Turnovers, Opponents (Takeaways) – Game

9 two times; most recently: (10/5/1958 at Pittsburgh Steelers)

Fewest Turnovers Committed (Giveaways) – Season

14 (1959)
17 (1960)
18 (1991)
19 (2011)

Fewest Turnovers, Opponents (Takeaways) – Season

18 (2011)
19 (2009)
21 (1973)
22 (1990, 1993)

Most Turnovers, Both Teams – Game

14 two times; most recently: (12/20/1981 at Seattle Seahawks)

ROOKIE RECORDS

SCORING

Most Points – Season

72 **Trent Richardson** (2012); 12 TD
66 Jerry Kauric (1990); 14 FG, 24 PAT

Most Points – Game

24 Jim Brown (11/24/1957 vs. Los Angeles Rams); 4 TD

Most Total Touchdowns – Season

12 **Trent Richardson** (2012); 11 Rush, 1 Rec
10 Eric Metcalfe (1989); 6 Rush, 4 Rec
10 Jim Brown (1957); 9 Rush, 1 Rec
(Kevin Mack scored 10 TDs as a first-year player in 1985)

Most Total Touchdowns – Game

4 Jim Brown (11/24/1957 vs. Los Angeles Rams); 4 Rush

Most Return Touchdowns – Season

2 Bobby Franklin (1960)
2 Bobby Mitchell (1958)

Most Return Touchdowns – Game

2 Bobby Franklin (12/11/1960 vs. Chicago Bears)
2 Bobby Mitchell (11/23/1958 vs. Philadelphia Eagles)

Most Points After Touchdowns – Season

29 Jeff Jaeger (1987)

Most Points After Touchdowns – Game

5 Jeff Jaeger (11/8/1987 vs. Atlanta Falcons)

Most Field Goals – Season

14 Jerry Kauric (1990)

Most Field Goals – Game

3 Jeff Jaeger (10/26/1987 vs. Los Angeles Rams)

Highest Field Goal Pct (minimum 14 attempts)

70.00 Jerry Kauric (1990); 20-14

Most Safeties – Season

1 four times, most recently: James Jones (1991)

RUSHING

Most Rushing Attempts – Season

267 **Trent Richardson** (2012)
243 William Green (2002)
202 Jim Brown (1957)
(Kevin Mack had 222 rushing attempts as a first-year player in 1985)

Most Rushing Attempts – Game

31 Jim Brown (11/24/1957 vs. Los Angeles Rams)

Most Rushing Yards – Season

950 **Trent Richardson** (2012)
942 Jim Brown (1957)
(Kevin Mack rushed for 1,104 yards as a first-year player in 1985)

Most Rushing Yards – Game

237 Jim Brown (11/24/1957 vs. Los Angeles Rams)

Most Rushing Touchdowns – Season

11 **Trent Richardson** (2012)
9 Jim Brown (1957)

Most Rushing Touchdowns – Game

4 Jim Brown (11/24/1957 vs. Los Angeles Rams)

Highest Rushing Average (minimum 150 attempts) – Season

4.66 Jim Brown (1957); 202-942
(Kevin Mack averaged 4.97 yards per rush attempt as a first-year player in 1985)

Highest Rushing Average (minimum 11 attempts) – Game

13.36 Bobby Mitchell (10/12/1958 vs. Chicago Cardinals); 11-147

PASSING

Most Pass Attempts – Season

517 **Brandon Weeden (2012)**

399 Tim Couch (1999)

Most Pass Attempts – Game

54 Eric Zeier (11/5/1995 vs. Houston Oilers)

Most Pass Completions – Season

297 **Brandon Weeden (2012)**

223 Tim Couch (1999)

Most Pass Completions – Game

29 Tim Couch (11/21/1999 vs. Carolina Panthers)

Highest Completion Pct. – Season (minimum 150 attempts)

60.81 Colt McCoy (2010); 135-222

59.75 Charlie Frye (2005); 164-98

Highest Completion Pct. – Game (minimum 15 attempts)

78.26 Tim Couch (10/17/1999 vs. Jacksonville Jaguars); 18-23

Most Passing Yards – Season

3,385 **Brandon Weeden (2012)**

2,447 Tim Couch (1999)

Most Passing Yards – Game

364 **Brandon Weeden (12/2/2012 at Oakland Raiders)**

Most Passing Touchdowns – Season

15 Tim Couch (1999)

14 **Brandon Weeden (2012)**

Most Passing Touchdowns – Game

3 Bernie Kosar (12/15/1985 vs. Houston Oilers)

3 Tim Couch (10/31/1999 at New Orleans Saints)

Highest Quarterback Rating – Season (minimum 150 attempts)

74.5 Colt McCoy (2010)

73.2 Tim Couch (1999)

Highest Quarterback Rating – Game (minimum 15 attempts)

136.7 Charlie Frye (12/4/2005 vs. Jacksonville Jaguars)

132.6 Colt McCoy (12/19/2010 at Cincinnati Bengals)

Most Passes Intercepted – Season

17 **Brandon Weeden (2012)**

13 Tim Couch (1999)

Most Passes Intercepted – Game

4 Terry Luck (12/18/1977 at Seattle Seahawks)

4 Eric Zeier (12/9/1995 at Minnesota Vikings)

4 **Brandon Weeden (9/9/12 vs. Philadelphia Eagles)**

Fewest Passes Intercepted – Season (minimum 150 attempts)

5 Charlie Frye (2005)

7 Bernie Kosar (1985)

Lowest Interception Percentage – Season (minimum 150 attempts)

2.82 Bernie Kosar (1985); 248-124

RECEIVING

Most Receptions – Season

66 Kevin Johnson (1999)

Most Receptions – Game

10 Darrin Chiaverini (12/19/1999 vs. Jacksonville Jaguars)

Most Receiving Yards – Season

986 Kevin Johnson (1999)

Most Receiving Yards – Game

171 Derrick Alexander (12/4/1994 vs. New York Giants)

Highest Receiving Average – Season (minimum 20 receptions)

18.35 Mohamed Massaquoi (2009); 34-624

17.69 Paul Warfield (1964); 52-920

Highest Receiving Average – Game (minimum 3 receptions)

35.67 Braylon Edwards (9/18/2005 at Green Bay); 3-107

31.00 Ozzie Newsome (11/5/1978 at Houston Oilers); 4-124

Most Receiving Touchdowns – Season

9 Paul Warfield (1964)

Most Receiving Touchdowns – Game

2 seven times, most recently: Josh Gordon

(10/7/2012 at New York Giants)

INTERCEPTIONS

Most Passes Intercepted – Season

10 Anthony Henry (2001)

8 Bobby Franklin (1960)

7 Larry Benz (1963)

6 Ken Gorgal (1950)

6 Bert Rechichar (1952)

6 **Joe Haden (2010)**

Most Passes Intercepted – Game

3 Bobby Franklin (12/11/1960 vs. Chicago Bears)

3 Anthony Henry (9/23/2001 vs. Detroit Lions)

3 Anthony Henry (11/18/2001 at Baltimore Ravens)

Most Interception Return Yards – Season

177 Anthony Henry (2001)

131 Bobby Franklin (1960)

Most Interception Return Yards – Game

971 Anthony Henry (12/16/2001 vs. Jacksonville Jaguars)

95 Bobby Franklin (12/11/1960 vs. Chicago Bears)

Highest Average Gain on Interceptions – Season (minimum 3 interceptions)

34.67 Brian Washington (1988); 3-104

Highest Average Gain on Interceptions – Game (minimum 2 interceptions)

48.50 Anthony Henry (12/16/2001 vs. Jacksonville Jaguars); 2-97

31.67 Bobby Franklin (12/11/1960 vs. Chicago Bears); 3-95

Most Touchdowns on Interceptions – Season

2 Bobby Franklin (1960)

Most Touchdowns on Interceptions – Game

2 Bobby Franklin (12/11/1960 vs. Chicago Bears)

PUNTING

Most Punts – Season

79 Johnny Evans (1978)

68 Steve Cox (1981)

Most Punts – Game

10 Johnny Evans (11/5/1978 at Houston Oilers)

Most Punt Yards – Season

3,089 Johnny Evans (1978)

Most Punt Yards – Game

407 Johnny Evans (11/5/1978 at Houston Oilers)

Best Gross Punting Average – Season (minimum 35 attempts)

48.0 Gary Collins (1962); 45-1,926

Best Gross Punting Average – Game

58.00 Johnny Evans (12/3/1978 at Seattle Seahawks); 1-58

Most Punts Inside 20 Yard Line – Season

16 Johnny Evans (1978)

PUNT RETURNS

Most Punt Returns – Season

37 Keith Wright (1978)

Most Punt Returns – Game

7 Chet Hanulak (11/7/1954 vs. Washington Redskins)

Most Punt Return Yards – Season

289 Dennis Northcutt (2000)

288 Keith Wright (1978)

Most Punt Return Yards – Game

93 **Travis Benjamin (12/9/2012 vs. Kansas City Chiefs)**

71 Ben Davis (11/5/1967 at Pittsburgh Steelers)

Most Punt Return Touchdowns – Season

1 five times, most recently: **Travis Benjamin (2012)**

Most Punt Return Touchdowns – Game

1 Don Phelps (12/10/1950 at Washington Redskins)

1 Bobby Mitchell (11/23/1958 vs. Philadelphia Eagles)

1 Leroy Kelly (10/25/1964 vs. New York Giants)

1 Ben Davis (11/5/1967 at Pittsburgh Steelers)

1 **Travis Benjamin (12/9/2012 vs. Kansas City Chiefs)**

Highest Punt Return Average – Season (minimum 15 returns)

12.72 Ben Davis (1967); 18-229

11.25 Greg Pruitt (1973); 16-180

Highest Punt Return Average – Game (minimum 3 returns)

18.33 Ray Renfro (12/7/1952 at Chicago Cardinals); 3-55

KICKOFF RETURNS

Most Kickoff Returns – Season

50 Andre' Davis (2002)

45 Joshua Cribbs (2005)

Most Kickoff Returns – Game

6 five times, most recently: Joshua Cribbs

(12/24/2005 vs. Pittsburgh Steelers)

Most Kickoff Return Yards – Season

1,094 Joshua Cribbs (2005)

1,068 Andre' Davis (2002)

Most Kickoff Return Yards – Game

- 168 Andre Davis (10/20/2005 vs. Houston Texans)
- 155 Joshua Cribbs (11/27/2005 at Minnesota Vikings)
- 152 Joshua Cribbs (10/23/2005 vs. Detroit Lions)
- 140 Jamel White (12/10/2000 vs. Philadelphia Eagles)
- 138 Lee Suggs (12/8/2003 vs. St. Louis Rams)

Most Kickoff Return Touchdowns – Season

- 1 five times, most recently: Joshua Cribbs (2005)

Most Kickoff Return Touchdowns – Game

- 1 Leroy Bolden (10/26/1958 at Chicago Cardinals)
- 1 Bobby Mitchell (11/23/1958 vs. Philadelphia Eagles)
- 1 Carl Ward (11/26/1967 vs. Washington Redskins)
- 1 Andre Davis (10/20/2002 vs. Houston Texans)
- 1 Joshua Cribbs (10/23/2005 vs. Detroit Lions)

Highest Kickoff Return Average – Season (minimum 12 returns)

- 28.88 Bo Scott (1969); 25-722

Highest Kickoff Return Average – Game (minimum 3 returns)

- 42.0 Ben Davis (12/10/1967 at St. Louis Cardinals); 3-126
- 42.0 Andre Davis (10/20/2002 vs. Houston Texans); 4-168

COMBINED NET YARDS

Combined Net Yards, Most Attempts – Season

- 272 Eric Metcalfe (1989); 187 R, 54 P, 31 PR

Combined Net Yards, Most Attempts – Game

- 35 Jim Brown (11/24/1957 vs. Los Angeles Rams); 31 R, 3 P, 1 PR

Combined Net Yards, Most Yards – Season

- 1,748 Eric Metcalfe (1989); 633 R, 397 P, 718 KR

Combined Net Yards, Most Yards – Game

- 269 Jim Brown (11/24/1957 vs. Los Angeles Rams); 237 R, 21 P, 11 KR

Combined Net Yards, High Average – Season (minimum 100 attempts)

- 10.90 Greg Pruitt (1973); 102-1,112

Combined Net Yards, High Average – Game (minimum 10 attempts)

- 15.30 Keith Wright (12/10/1978 vs. New York Jets); 10-153

SCRIMMAGE YARDS

Scrimmage Yards, Most Attempts – Season

- 259 William Green (2002); 243 R, 16 P

Scrimmage Yards, Most Attempts – Game

- 34 Jim Brown (11/24/1957 vs. Los Angeles Rams); 31 R, 3 P

Scrimmage Yards, Most Yards – Season

- 1,030 Eric Metcalfe (1989); 633 R, 397 P
(Kevin Mack recorded 1,401 yards from scrimmage as a first-year player in 1985)

Scrimmage Yards, Most Yards – Game

- 258 Jim Brown (11/24/1957 vs. Los Angeles Rams); 237 R, 21 P

Scrimmage Yards, High Average – Season (minimum 100 attempts)

- 5.15 Boyce Green (1983); 129-664
(Kevin Mack averaged 5.58 yards from scrimmage per attempt as a first-year player in 1985)

Scrimmage Yards, High Average – Game (minimum 10 attempts)

- 13.36 Bobby Mitchell (10/12/1958 vs. Chicago Cardinals); 11-147

QUARTERBACK SACKS

Most Sacks – Season

- 11 Kamerion Wimbley (2006)
- 8.5 Jabaal Sheard (2011)
- 8 Mack Mitchell (1975)

Most Sacks – Game

- 3 two times, most recently: Chip Banks
(9/12/1982 vs. Seattle Seahawks)

OPPONENTS' SINGLE-GAME RECORDS

SCORING

Most Points

- 24 Ray Matthews (10/17/1954 at Pittsburgh Steelers)
- 24 Jim Taylor (10/15/1961 vs. Green Bay Packers)
- 24 Donny Anderson (11/12/1967 at Green Bay Packers)
- 24 Lorenzo White (12/9/1990 at Houston Oilers)
- 24 Priest Holmes (9/8/2002 vs. Kansas City Chiefs)

Most Touchdowns

- 4 Ray Matthews (10/17/1954 at Pittsburgh Steelers)
- 4 Jim Taylor (10/15/1961 vs. Green Bay Packers)
- 4 Donny Anderson (11/12/1967 at Green Bay Packers)
- 4 Lorenzo White (12/9/1990 at Houston Oilers)
- 4 Priest Holmes (9/8/2002 vs. Kansas City Chiefs)

Most Points After Touchdowns Attempted

- 8 Paul Held (10/17/1954 at Pittsburgh Steelers)
- 8 Paul Hornung (10/15/1961 vs. Green Bay Packers)
- 8 Teddy Garcia (12/9/1990 at Houston Oilers)

Most Points After Touchdowns Made

- 7 Paul Held (10/17/1954 at Pittsburgh Steelers)
- 7 Paul Hornung (10/15/1961 vs. Green Bay Packers)
- 7 Don Chandler (11/12/1967 at Green Bay Packers)
- 7 Teddy Garcia (12/9/1990 at Houston Oilers)
- 7 Shayne Graham (11/28/2004 at Cincinnati Bengals)

Most Field Goals Attempted

- 6 Roy Gerela (11/7/1971 at Pittsburgh Steelers)
- 6 Chester Marcol (9/17/1972 vs. Green Bay Packers)
- 6 Fred Cox (11/4/1973 at Minnesota Vikings)
- 6 Skip Butler (10/12/1975 vs. Houston Oilers)

Most Field Goals Made

- 5 Kris Brown (11/11/2001 vs. Pittsburgh Steelers)

Longest Field Goal Made (Yards)

- 61 Sebastian Janikowski (12/27/2009 vs. Oakland Raiders)
- 60 Dan Carpenter (12/5/2010 at Miami Dolphins)
- 56 Jason Hanson (10/8/1995 at Detroit Lions)
- 56 Wade Richey (9/14/2003 at Baltimore Ravens)
- 54 Ken Willis (9/1/1991 vs. Dallas Cowboys)
- 54 Adam Vinatieri (12/9/2001 at New England Patriots)

RUSHING

Most Attempts

- 40 Ricky Williams (10/31/1999 at New Orleans Saints)
- 38 Clinton Portis (12/14/2003 at Denver Broncos)

- 38 Cedric Benson (12/21/2008 vs. Cincinnati Bengals)

- 36 Eddie George (11/19/2000 at Tennessee Titans)

- 34 Gary Brown (11/21/1993 vs. Houston Oilers)

- 34 Eddie George (12/17/2000 vs. Tennessee Titans)

Most Yards Gained

- 295 Jamal Lewis (9/14/2003 at Baltimore Ravens)
- 223 Willie Parker (12/7/2006 at Pittsburgh Steelers)
- 205 Jamal Lewis (12/21/2003 vs. Baltimore Ravens)
- 204 Ray Rice (12/4/2011 vs. Baltimore Ravens)
- 202 Rudi Johnson (11/28/2004 at Cincinnati Bengals)

Highest Average Gain (Yards)

- 11.6 Tim Brown (11/7/1965 vs. Philadelphia Eagles) (16-186)

Longest Gains (Yards)

- 861 Essex Johnson (12/5/1971 vs. Cincinnati Bengals)
- 821 Jamal Lewis (9/14/2003 at Baltimore Ravens)
- 801 Jamaal Charles (12/9/2012 vs. Kansas City Chiefs)
- 791 George Rogers (10/18/1981 vs. New Orleans Saints)
- 751 Franco Harris (11/19/1972 vs. Pittsburgh Steelers)
- 751 Barry Sanders (10/8/1995 at Detroit Lions)
- 75 Jamal Lewis (10/6/2002 vs. Baltimore Ravens)

Most Attempts

- 59 Todd Marinovich (9/20/1992 at Los Angeles Raiders)
- 56 Drew Brees (10/24/2010 at New Orleans Saints)
- 56 Doug Williams (9/28/1980 at Tampa Bay Buccaneers)
- 56 Michael Vick (9/9/2012 vs. Philadelphia Eagles)

Most Completions

- 38 Tommy Kramer (12/14/1980 at Minnesota Vikings)
- 37 Drew Brees (10/24/2010 at New Orleans Saints)
- 35 Tony Romo (11/18/2012 at Dallas Cowboys)
- 34 Steve McNair (9/30/2007 vs. Baltimore Ravens)

Most Yards

- 456 Tommy Kramer (12/14/1980 at Minnesota Vikings)
- 447 Jay Cutler (11/6/2008 vs. Denver Broncos)
- 422 Matthew Stafford (11/22/2009 at Detroit Lions)
- 418 Sonny Jurgensen (11/26/1967 vs. Washington Redskins)

Highest Completion Percentage

- 88.2 Bart Starr (10/15/1961 vs. Green Bay Packers) (15-17)

Longest Completions (Yards)

- 991 George Izo (9/15/1963 vs. Washington Redskins)
(to Bobby Mitchell)
- 931 Jay Cutler (11/6/2008 vs. Denver Broncos) (to Eddie Royal)
- 921 Matt Plum (11/15/1964 vs. Detroit Lions) (to Dan Lewis)

PASSING

Most Touchdown Passes

- 6 Charley Johnson (9/26/1965 vs. St. Louis Cardinals)
- 6 Carson Palmer (9/16/2007 vs. Cincinnati Bengals)

Most Interceptions

- 7 Ty Detmer (9/23/2001 vs. Detroit Lions)
- 5 Zeke Bratkowski (12/11/1960 vs. Chicago Bears)
- 5 Mark Malone (9/20/1987 vs. Pittsburgh Steelers)

Most Attempts, Without An Interception

- 49 Tommy Kramer (12/14/1980 at Minnesota Vikings)

RECEIVING

Most Receptions

- 14 Marvin Harrison (12/26/1999 vs. Indianapolis Colts) (138 yards)
- 14 Bobby Engram (11/4/2007 vs. Seattle Seahawks) (OT) (139 yards)
- 14 Brandon Myers (12/2/2012 at Oakland Raiders) (130 yards)
- 13 Terry Glenn (10/3/1999 vs. New England Patriots) (214 yards)
- 12 James Jones (9/28/1986 vs. Detroit Lions) (85 yards)

Most Yards

- 235 Buddy Dial (10/22/1961 at Pittsburgh Steelers)
- 222 Terrell Owens (10/3/2010 vs. Cincinnati Bengals)
- 214 Terry Glenn (10/3/1999 vs. New England Patriots)

Average Gain (Yards)

- 48.0 John Gilliam (10/26/1969 vs. St. Louis Cardinals) (4 catches for 192 yards)

Longest Gain (Yards)

- 99t Bobby Mitchell (9/15/1963 vs. Washington Redskins) (from George Izo)

Touchdowns

- 3 By 15 players, most recently: Victor Cruz (10/7/2012 at New York Giants)

INTERCEPTIONS

Most Interceptions

- 3 By 12 players, most recently: Leon Hall (12/21/2008 vs. Cincinnati Bengals)

Interception Yardage

- 125 Ken Easley (12/20/1981 at Seattle Seahawks) (2 returns)
- 115 Larry Wilson (12/19/1965 at St. Louis Cardinals) (3 returns)

Average Gain (minimum 2 Interceptions)

- 62.5 Ken Easley (12/20/1981 at Seattle Seahawks) (2 returns)

Longest Interception Returns

- 106t Ed Reed (11/7/2004 at Baltimore Ravens)
- 97t Jordan Babineaux (10/2/2011 vs. Tennessee Titans)
- 96t Larry Wilson (12/19/1965 at St. Louis Cardinals)
- 93t Randy Gradishar (10/5/1980 vs. Denver Broncos)
- 85 Ray Clayborn (10/7/1984 vs. New England Patriots)

Touchdowns

- 1 77 times, most recently: Jordan Babineaux (10/2/2011 vs. Tennessee Titans)

PUNTING

Most Punts

- 11 five times, most recently: Kelly Goodburn (11/19/1989 vs. Kansas City Chiefs) (OT)

Most Yards

- 491 Ray Guy (11/18/1973 at Oakland Raiders)

Highest Average (minimum 4 punts)

- 57.5 Bobby Joe Green (11/20/1960 at Pittsburgh Steelers) (4 for 230 yards)

Longest (Yards)

- 78 Ed Brown (10/28/1962 at Pittsburgh Steelers)
- 75 Verl Lillywhite (9/30/1951 at San Francisco 49ers)
- 75 Bobby Joe Green (11/20/1960 at Pittsburgh Steelers)

PUNT RETURNS

Most Returns

- 9 Andre Hastings (11/13/1995 at Pittsburgh Steelers)
- 8 Ron Fellows (11/25/1982 at Dallas Cowboys)
- 8 Fulton Walker (11/16/1986 at Los Angeles Raiders)

Most Yards

- 141 Bob Hayes (12/24/1967 at Dallas Cowboys)
- 131 Andre Hastings (11/13/1995 at Pittsburgh Steelers)

Highest Average (minimum 3 returns)

- 36.7 Billy Johnson (10/16/1977 at Houston Oilers) (3 returns)

Longest Punt Returns

- 94t Nate Burleson, Seattle Seahawks, 11/4/2007
- 91t Keith Moody (10/23/1977 at Buffalo Bills)
- 87t Billy Johnson (10/16/1977 at Houston Oilers)

Touchdowns

- 2 Rick Upchurch (9/26/1976 at Denver Broncos)

KICKOFF RETURNS

Most Returns

- 9 Josh Scobey (11/16/2003 vs. Arizona Cardinals)
- 7 Dante Hall (9/8/2002 vs. Kansas City Chiefs)
- 7 J.R. Reed (10/24/2004 vs. Philadelphia Eagles)
- 7 Mark Bradley (12/20/2009 at Kansas City Chiefs)
- 6 Clarence Childs (12/4/1966 vs. New York Giants)
- 6 Rick Upchurch (10/19/1975 at Denver Broncos)
- 6 Jermaine Lewis (10/20/2002 vs. Houston Texans)
- 6 Glenn Holt (9/16/2007 vs. Cincinnati Bengals)

Most Yards

- 197 Rick Upchurch (10/19/1975 at Denver Broncos)
- 192 Dante Hall (9/8/2002 vs. Kansas City Chiefs)

Highest Average (minimum 2 returns)

- 86.0 Travis Williams (11/12/1967 at Green Bay Packers) (2 returns)

Longest Kickoff Returns

- 105t Tim Brown (9/17/1961 at Philadelphia Eagles)
- 101t Jacoby Ford (10/16/2011 at Oakland Raiders)
- 99t Justin Miller (10/29/2006 vs. New York Jets)
- 98t Leodis McKelvin (11/17/2008 at Buffalo Bills)
- 97t Willie Shelby (10/3/1976 vs. Cincinnati Bengals)

Touchdowns

- 2 Travis Williams (11/12/1967 at Green Bay Packers)

NFL FREE AGENCY MOVEMENT

The following chart details veteran free agents who signed with new teams since the inception of NFL free agency in 1993.

Year	Unrestricted	Restricted	Transition	Franchise	TOTALS	Year	Unrestricted	Restricted	Transition	Franchise	TOTALS
1993	108	8	4	1	121	2003	111	5	1	0	117
1994	121	7	4	0	132	2004	124	1	1	0	126
1995	171	6	2	0	179	2005	104	3	0	0	107
1996	100	4	2	0	106	2006	149	4	1	0	154
1997	86	2	2	0	90	2007	126	4	0	0	130
1998	112	4	1	2	119	2008	132	3	0	0	135
1999	115	2	1	0	118	2009	128	0	0	0	128
2000	107	4	0	0	111	2010	51	1	0	0	52
2001	93	4	0	0	97	2011	163	0	0	0	163
2002	130	1	0	0	131	2012	143	0	0	0	143

YEAR-BY-YEAR LEADERS

SCORING

YEAR	PLAYER	TD	PAT	FG	2-PT	TOTAL
1950	LOU GROZA	1	29-29	13-19	0	74
1951	LOU GROZA	0	43-43	10-23	0	73
1952	LOU GROZA	0	32-32	19-33	0	89
1953	LOU GROZA	0	39-40	23-26	0	108
1954	LOU GROZA	0	37-38	16-24	0	85
1955	LOU GROZA	0	44-45	11-22	0	77
1956	LOU GROZA	0	18-18	11-20	0	51
1957	LOU GROZA	0	32-32	15-22	0	77
1958	JIM BROWN	18	0-0	0-0	0	108
1959	JIM BROWN	14	0-0	0-0	0	84
1960	SAM BAKER	0	44-46	12-20	0	80
1961	LOU GROZA	0	37-38	16-23	0	85
1962	JIM BROWN	18	0-0	0-0	0	108
1963	JIM BROWN	15	0-0	0-0	0	90
1964	LOU GROZA	0	49-50	22-33	0	115
1965	JIM BROWN	21	0-0	0-0	0	126
1966	LEROY KELLY	16	0-0	0-0	0	96
1967	LEROY KELLY	13	0-0	0-0	0	78
1968	LEROY KELLY	20	0-0	0-0	0	120
1969	DON COCKROFT	0	45-45	12-23	0	81
1970	DON COCKROFT	0	34-35	12-22	0	70
1971	DON COCKROFT	0	34-34	15-28	0	79
1972	DON COCKROFT	0	28-29	22-27	0	94
1973	DON COCKROFT	0	24-24	22-31	0	90
1974	DON COCKROFT	0	29-30	14-16	0	71
1975	DON COCKROFT	0	21-24	17-23	0	72
1976	DON COCKROFT	0	27-30	15-28	0	72
1977	DON COCKROFT	0	30-31	17-23	0	81
1978	DON COCKROFT	0	37-40	19-28	0	94
1979	DON COCKROFT	0	38-43	17-29	0	89
1980	DON COCKROFT	0	39-44	16-26	0	87
1981	MATT BAHR	0	22-22	13-20	0	61
1982	MATT BAHR	0	17-17	7-15	0	38
1983	MATT BAHR	0	38-40	21-24	0	101
1984	MATT BAHR	0	25-25	24-32	0	97
1985	MATT BAHR	0	35-35	14-18	0	77
1986	MATT BAHR	0	30-30	20-26	0	90
1987	JEFF JAEGER*	0	33-34	14-22	0	75
1988	MATT BAHR	0	32-33	24-29	0	104
1989	MATT BAHR	0	40-40	16-24	0	88
1990	JERRY KAURIC*	0	24-27	14-20	0	66
1991	MATT STOVER	0	33-34	16-22	0	81
1992	MATT STOVER	0	29-30	21-29	0	92
1993	MATT STOVER	0	36-36	16-22	0	84
1994	MATT STOVER	0	32-32	26-28	0	110
1995	MATT STOVER	0	26-26	29-33	0	113
1999	TERRY KIRBY	9	0-0	0-0	0	54
2000	PHIL DAWSON	0	17-17	14-17	0	59
2001	PHIL DAWSON	0	29-30	22-25	0	95
2002	PHIL DAWSON	0	34-35	22-28	0	100
2003	PHIL DAWSON	0	20-21	18-21	0	74
2004	PHIL DAWSON	0	28-28	24-29	0	100
2005	PHIL DAWSON	0	19-21	27-29	0	100
2006	PHIL DAWSON	0	25-25	21-29	0	88
2007	PHIL DAWSON	0	42-43	26-30	0	120
2008	PHIL DAWSON	0	30-36	18-18	0	108
2009	PHIL DAWSON	0	18-19	17-19	0	69
2010	PHIL DAWSON	0	28-28	23-28	0	97
2011	PHIL DAWSON	0	20-20	24-29	0	92
2012	PHIL DAWSON	0	29-29	29-31	0	116

*Denotes Rookie

RUSHING

YEAR	PLAYER	NO	YARDS	AVG	LG	TD
1950	MARION MOTLEY	140	810	5.8	69t	3
1951	DUB JONES	104	492	4.7	43t	7
1952	MARION MOTLEY	104	444	4.3	59	1
1953	RAY RENFRO	60	352	5.9	58t	4
1954	MAURICE BASSETT*	144	588	4.1	22	6
1955	FRED MORRISON	156	824	5.3	56	3
1956	PRESTON CARPENTER*	188	756	4.0	30	0
1957	JIM BROWN*	202	942	4.7	69t	9
1958	JIM BROWN	257	1,527	5.9	65t	17
1959	JIM BROWN	290	1,329	4.6	70t	14
1960	JIM BROWN	215	1,257	5.8	71t	9
1961	JIM BROWN	305	1,408	4.6	38	8
1962	JIM BROWN	230	996	4.3	31	13
1963	JIM BROWN	291	1,863	6.4	80t	12
1964	JIM BROWN	280	1,446	5.2	71	7
1965	JIM BROWN	289	1,544	5.3	67	17
1966	LEROY KELLY	209	1,141	5.5	70t	15
1967	LEROY KELLY	235	1,205	5.1	42t	11
1968	LEROY KELLY	248	1,239	5.0	65	16
1969	LEROY KELLY	196	817	4.2	31	9
1970	LEROY KELLY	206	656	3.2	33t	6
1971	LEROY KELLY	234	865	3.7	35	10
1972	LEROY KELLY	224	811	3.6	18	4
1973	KEN BROWN	161	537	3.3	17	0
1974	GREG PRUITT	126	540	4.3	54	3
1975	GREG PRUITT	217	1,067	4.9	50	8
1976	GREG PRUITT	209	1,000	4.8	64	4
1977	GREG PRUITT	236	1,086	4.6	78t	3
1978	GREG PRUITT	176	960	5.5	70t	3
1979	MIKE PRUITT	264	1,294	4.9	77t	9
1980	MIKE PRUITT	249	1,034	4.2	56t	6
1981	MIKE PRUITT	247	1,103	4.5	21	7
1982	MIKE PRUITT	143	516	3.6	17	3
1983	MIKE PRUITT	293	1,184	4.0	27	10
1984	BOYCE GREEN	202	673	3.3	29	0
1985	KEVIN MACK	222	1,104	5.0	61	7
1986	KEVIN MACK	174	665	3.8	20	10
1987	KEVIN MACK	201	735	3.7	22t	5
1988	EARNEST BYNER	157	576	3.7	27t	3
1989	ERIC METCALF*	187	633	3.4	43t	6
1990	KEVIN MACK	158	702	4.4	26	5
1991	KEVIN MACK	197	726	3.7	51t	8
1992	KEVIN MACK	169	543	3.2	37	6
1993	TOMMY VARDELL	171	644	3.8	54	3
1994	LEROY HOARD	209	890	4.3	39	5
1995	LEROY HOARD	136	547	4.0	25	0
1999	TERRY KIRBY	130	452	3.5	28	6
2000	TRAVIS PRENTICE*	173	512	3.0	17	7
2001	JAMES JACKSON*	195	554	2.8	22	2
2002	WILLIAM GREEN*	243	887	3.7	64t	6
2003	WILLIAM GREEN	142	559	3.9	26	1
2004	LEE SUGGS	199	744	3.7	39	2
2005	REUBEN DROUGHNS	309	1,232	4.0	75t	2
2006	REUBEN DROUGHNS	220	758	3.4	22	4
2007	JAMAL LEWIS	298	1,304	4.4	66t	9
2008	JAMAL LEWIS	279	1,002	3.6	29	4
2009	JEROME HARRISON	194	862	4.4	71t	5
2010	PEYTON HILLIS	270	1,177	4.4	48	11
2011	PEYTON HILLIS	161	587	3.6	24t	3
2012	TRENT RICHARDSON*	267	950	3.6	32t	11

*Denotes Rookie

PASSING YARDS

YEAR	PLAYER	ATT	COMP	PCT	YARDS	TD	INT	QB RATING
1950	OTTO GRAHAM	253	137	54.2	1,943	14	20	64.7
1951	OTTO GRAHAM	265	147	55.5	2,205	17	16	79.2
1952	OTTO GRAHAM	364	181	49.7	2,816	20	24	66.6
1953	OTTO GRAHAM	258	167	64.7	2,722	11	9	99.7
1954	OTTO GRAHAM	240	142	59.2	2,092	11	17	73.5
1955	OTTO GRAHAM	185	98	53.0	1,721	15	8	94.0
1956	TOM O'CONNELL	96	42	43.8	551	4	8	41.6
1957	TOM O'CONNELL	110	63	57.3	1,229	9	8	93.3
1958	MILT PLUM	189	102	54.0	1,619	11	11	77.9
1959	MILT PLUM	266	156	58.6	1,992	14	8	87.2
1960	MILT PLUM	250	151	60.4	2,297	21	5	110.4
1961	MILT PLUM	302	177	58.6	2,416	18	10	90.3
1962	FRANK RYAN	194	112	57.7	1,541	10	7	85.4
1963	FRANK RYAN	256	135	52.7	2,038	25	13	90.6
1964	FRANK RYAN	334	174	52.1	2,404	25	19	76.7
1965	FRANK RYAN	243	119	49.0	1,751	18	13	75.3
1966	FRANK RYAN	382	200	52.4	2,974	29	14	88.2
1967	FRANK RYAN	280	136	48.6	2,026	20	16	72.7
1968	BILL NELSEN	293	152	51.9	2,366	19	10	86.4
1969	BILL NELSEN	352	190	54.0	2,743	23	19	78.8
1970	BILL NELSEN	313	159	50.8	2,156	16	16	68.9
1971	BILL NELSEN	325	174	53.5	2,319	13	23	60.3
1972	MIKE PHIPPS	305	144	47.2	1,994	13	16	61.0
1973	MIKE PHIPPS	299	148	49.5	1,719	9	20	49.4
1974	MIKE PHIPPS	256	117	45.7	1,384	9	17	46.7
1975	MIKE PHIPPS	313	162	51.8	1,749	4	19	47.5
1976	BRIAN SIPE	312	178	57.1	2,113	17	14	77.3
1977	BRIAN SIPE	195	112	57.4	1,233	9	14	61.8
1978	BRIAN SIPE	399	222	55.6	2,906	21	15	80.7
1979	BRIAN SIPE	535	286	53.5	3,793	28	26	73.4
1980	BRIAN SIPE	554	337	60.8	4,132	30	14	91.4
1981	BRIAN SIPE	567	313	55.2	3,876	17	25	68.2
1982	BRIAN SIPE	185	101	54.6	1,064	4	8	60.7
1983	BRIAN SIPE	496	291	58.7	3,566	26	23	79.1
1984	PAUL MCDONALD	493	271	55.0	3,472	14	23	67.3
1985	BERNIE KOSAR*	248	124	50.0	1,578	8	7	69.3
1986	BERNIE KOSAR	531	310	58.4	3,854	17	10	83.8
1987	BERNIE KOSAR	389	241	62.0	3,033	22	9	95.4
1988	BERNIE KOSAR	259	156	60.2	1,890	10	7	84.3
1989	BERNIE KOSAR	513	303	59.1	3,533	18	14	80.3
1990	BERNIE KOSAR	423	230	54.4	2,562	10	15	65.7
1991	BERNIE KOSAR	494	307	62.1	3,487	18	9	87.8
1992	MIKE TOMCZAK	211	120	56.9	1,693	7	7	80.1
1993	VINNY TESTAVERDE	230	130	56.5	1,797	14	9	85.7
1994	VINNY TESTAVERDE	376	207	55.1	2,575	16	18	70.7
1995	VINNY TESTAVERDE	392	241	61.5	2,883	17	10	87.8
1999	TIM COUCH*	399	223	55.9	2,447	15	13	73.2
2000	TIM COUCH	215	137	63.7	1,483	7	9	77.3
2001	TIM COUCH	454	272	59.9	3,040	17	21	73.1
2002	TIM COUCH	443	273	61.6	2,842	18	18	76.8
2003	KELLY HOLCOMB	302	193	63.9	1,797	10	12	74.6
2004	JEFF GARCIA	252	144	57.1	1,731	10	9	76.7
2005	TRENT DILFER	333	199	59.8	2,321	11	12	76.9
2006	CHARLIE FRYE	393	252	64.1	2,454	10	17	72.0
2007	DEREK ANDERSON	527	298	56.5	3,787	29	19	82.5
2008	DEREK ANDERSON	283	142	50.2	1,615	9	8	66.5
2009	BRADY QUINN	256	136	53.1	1,339	8	7	67.2
2010	COLT MCCOY*	222	135	60.8	1,576	6	9	74.5
2011	COLT MCCOY	463	265	57.2	2,733	14	11	74.6
2012	BRANDON WEEDEN*	517	297	57.4	3,385	14	17	72.6

*Denotes Rookie

RECEPTIONS

YEAR	PLAYER	NO	YARDS	AVG	LG	TD
1950	MAC SPEEDIE	42	548	13.0	45	1
1951	DANTE LAVELLI	43	586	13.6	47	6
1952	MAC SPEEDIE	62	911	14.7	50	5
1953	DANTE LAVELLI	45	783	17.4	55t	6
1954	DANTE LAVELLI	47	802	17.1	64	7
1955	DARREL BREWSTER	34	622	18.3	41t	6
1956	DARREL BREWSTER	28	417	14.9	41	1
1957	DARREL BREWSTER	30	614	20.5	56	2
1958	PRESTON CARPENTER	29	474	16.3	74	1
1959	BILLY HOWTON	39	510	13.1	36t	1
1960	BOBBY MITCHELL	45	612	13.6	69t	6
1961	RAY RENFRO	48	834	17.4	57	6
1962	JIM BROWN	47	517	11.0	53t	5
1963	GARY COLLINS	43	674	15.7	49t	13
1964	PAUL WARFIELD*	52	920	17.7	62t	9
1965	GARY COLLINS	50	884	17.7	67	10
1966	GARY COLLINS	56	946	16.9	54	12
1967	ERNIE GREEN	39	369	9.5	41t	2
1968	PAUL WARFIELD	50	1,067	21.3	65t	12
1969	GARY COLLINS	54	786	14.6	48t	11
1970	BO SCOTT	40	351	8.8	24	4
1971	FAIR HOOKER	45	649	14.4	48	1
1972	FRANK PITTS	36	620	17.2	80t	8
1973	FRANK PITTS	31	317	10.2	26t	4
1974	HUGH MCKINNIS	32	258	8.1	55	0
1975	REGGIE RUCKER	60	770	12.8	40t	3
1976	REGGIE RUCKER	49	676	13.8	45	8
1977	CLEO MILLER	41	291	7.1	28	1
1978	REGGIE RUCKER	43	893	20.8	69t	8
1979	DAVE LOGAN	59	982	16.6	46	7
1980	MIKE PRUITT	63	471	7.5	28	0
1981	OZZIE NEWSOME	69	1,002	14.5	62	6
1982	OZZIE NEWSOME	49	633	12.9	54	3
1983	OZZIE NEWSOME	89	970	10.9	66t	6
1984	OZZIE NEWSOME	89	1,001	11.2	52	5
1985	OZZIE NEWSOME	62	711	11.5	38	5
1986	BRIAN BRENNAN	55	838	15.2	57t	6
1987	EARNEST BYNER	52	552	10.6	37	2
1988	EARNEST BYNER	59	576	9.8	39t	2
1989	WEBSTER SLAUGHTER	65	1,236	19.0	97t	6
1990	WEBSTER SLAUGHTER	59	847	14.4	50	4
1991	WEBSTER SLAUGHTER	64	906	14.2	62t	3
1992	MICHAEL JACKSON	47	755	16.1	69t	7
1993	ERIC METCALF	63	539	8.6	49t	2
1994	DERRICK ALEXANDER*	48	828	17.3	81t	2
1995	EARNEST BYNER	61	494	8.1	29t	2
1999	KEVIN JOHNSON*	66	986	14.9	64t	8
2000	KEVIN JOHNSON	57	669	11.7	79	0
2001	KEVIN JOHNSON	84	1,097	13.1	55t	9
2002	KEVIN JOHNSON	67	703	10.5	30t	4
2003	DENNIS NORTHCUTT	62	729	11.8	44	2
2004	DENNIS NORTHCUTT	55	806	14.7	58t	2
2005	ANTONIO BRYANT	69	1,009	14.6	54	4
2006	KELLEN WINSLOW	89	875	9.8	40	3
2007	KELLEN WINSLOW	82	1,106	13.5	49	5
2008	BRAYLON EDWARDS	55	877	15.9	70	3
2009	JEROME HARRISON	34	220	6.5	18	2
	MOHAMED MASSAQUOI*	34	624	18.4	59t	3
2010	BENJAMIN WATSON	68	763	11.2	44	3
2011	GREG LITTLE*	61	709	11.6	76t	2
2012	GREG LITTLE	53	647	12.2	43	4

*Denotes Rookie

RECEIVING YARDS

YEAR	PLAYER	NO	YARDS	AVG	LG	TD
1950	DANTE LAVELLI	37	565	15.3	43	5
1951	MAC SPEEDIE	34	589	17.3	51	3
1952	MAC SPEEDIE	62	911	14.7	50	5
1953	DANTE LAVELLI	45	783	17.4	55t	6
1954	DANTE LAVELLI	47	802	17.1	64	7
1955	DARREL BREWSTER	34	622	18.3	41t	6
1956	DARREL BREWSTER	28	417	14.9	41	1
1957	DARREL BREWSTER	30	614	20.5	56	2
1958	RAY RENFRO	24	573	23.9	52	6
1959	RAY RENFRO	30	528	17.6	70t	6
1960	GERN NAGLER	36	616	17.1	53t	3
1961	RAY RENFRO	48	834	17.4	57	6
1962	RICH KREITLING	44	659	15.0	53	3
1963	GARY COLLINS	43	674	15.7	49t	13
1964	PAUL WARFIELD*	52	920	17.7	62t*	9
1965	GARY COLLINS	50	884	17.7	67	10
1966	GARY COLLINS	56	946	16.9	54	12
1967	PAUL WARFIELD	32	702	21.9	49t	8
1968	PAUL WARFIELD	50	1,067	21.3	65t	12
1969	PAUL WARFIELD	42	886	21.1	82t	10
1970	MILT MORIN	37	611	16.5	36	1
1971	FAIR HOOKER	45	649	14.4	48	1
1972	FRANK PITTS	36	620	17.2	80t	8
1973	MILT MORIN	26	417	16.0	51t	1
1974	STEVE HOLDEN	30	452	15.1	53	3
1975	REGGIE RUCKER	60	770	12.8	40t	3
1976	REGGIE RUCKER	49	676	13.8	45	8
1977	REGGIE RUCKER	36	565	15.7	40	2
1978	REGGIE RUCKER	43	893	20.8	69t	8
1979	DAVE LOGAN	59	982	16.6	46	7
1980	DAVE LOGAN	51	822	16.1	65	4
1981	OZZIE NEWSOME	69	1,002	14.5	62	6
1982	OZZIE NEWSOME	49	633	12.9	54	3
1983	OZZIE NEWSOME	89	970	10.9	66t	6
1984	OZZIE NEWSOME	89	1,001	11.2	52	5
1985	OZZIE NEWSOME	62	711	11.5	38	5
1986	BRIAN BRENNAN	55	838	15.2	57t	6
1987	WEBSTER SLAUGHTER	47	806	17.1	54t	7
1988	REGGIE LANGHORNE	57	780	13.7	77t	7
1989	WEBSTER SLAUGHTER	65	1,236	19.0	97t	6
1990	WEBSTER SLAUGHTER	59	847	14.4	50	4
1991	WEBSTER SLAUGHTER	64	906	14.2	62t	3
1992	MICHAEL JACKSON	47	755	16.1	69t	7
1993	MICHAEL JACKSON	41	756	18.4	62t	8
1994	DERRICK ALEXANDER*	48	828	17.3	81t	2
1995	KEENAN MCCARDELL	56	709	12.7	36	4
1999	KEVIN JOHNSON*	66	986	14.9	64t	8
2000	KEVIN JOHNSON	57	669	11.7	79	0
2001	KEVIN JOHNSON	84	1,097	13.1	55t	9
2002	QUINCY MORGAN	56	964	17.2	78t	7
2003	DENNIS NORTHCUTT	62	729	11.8	44	2
2004	DENNIS NORTHCUTT	55	806	14.7	58t	2
2005	ANTONIO BRYANT	69	1,009	14.6	54	4
2006	BRAYLON EDWARDS	61	884	14.5	75	6
2007	BRAYLON EDWARDS	80	1,289	16.1	78t	16
2008	BRAYLON EDWARDS	55	877	15.9	70	3
2009	MOHAMED MASSAQUOI*	34	624	18.4	59t	3
2010	BENJAMIN WATSON	68	763	11.2	44	3
2011	GREG LITTLE*	61	709	11.6	76t	2
2012	JOSH GORDON*	50	805	16.1	71t	5

*Denotes Rookie

INTERCEPTIONS

YEAR	PLAYER	NO	YARDS	AVG	LG	TD
1950	TOMMY JAMES	9	69	7.7	34	0
1951	WARREN LAHR	5	95	19.0	29	2
1952	BERT RECHICHAR*	6	79	13.2	25	0
1953	WARREN LAHR	5	119	23.8	42	0
1954	KEN KONZ	7	133	19.0	54t	2
1955	CHUCK NOLL	5	74	14.8	24	1
1956	DON PAUL	7	190	27.1	42	1
1957	DON PAUL	4	28	7.0	12	0
1958	KEN KONZ	4	123	30.8	46t	1
1959	BERNIE PARRISH	5	83	16.6	37t	1
1960	BOBBY FRANKLIN*	8	131	16.4	37t	2
1961	BERNIE PARRISH	7	40	5.7	15	0
1962	ROSS FICHTNER	7	76	10.9	31	0
1963	VINCE COSTELLO	7	118	16.9	31	0
1964	BERNIE PARRISH	4	98	24.5	54t	1
1965	LARRY BENZ	5	78	15.6	31	0
1966	ROSS FICHTNER	8	152	19.0	58	1
	MIKE HOWELL	8	62	7.7	29	0
1967	ROSS FICHTNER	4	113	28.3	88	0
1968	BEN DAVIS	8	162	20.3	44	0
1969	MIKE HOWELL	6	21	3.5	11	0
1970	ERICH BARNES	5	85	17.0	38t	1
1971	WALT SUMNER	5	35	7.0	25	0
1972	THOM DARDEN*	3	64	21.3	20	0
1973	CLARENCE SCOTT	5	71	14.2	45t	1
1974	THOM DARDEN	8	105	13.1	31	0
1975	CHARLIE HALL	2	28	14.0	19	0
1976	THOM DARDEN	7	73	10.4	21	0
1977	THOM DARDEN	6	107	17.8	49	1
1978	THOM DARDEN	10	200	20.0	46	0
1979	THOM DARDEN	5	125	25.0	39t	1
1980	RON BOLTON	6	62	10.3	29	0
1981	CLARENCE SCOTT	4	46	11.5	26	0
1982	HANFORD DIXON	4	22	5.5	22	0
1983	TOM COUSINEAU	4	47	11.8	15	0
1984	AL GROSS	5	103	20.6	47	0
1985	AL GROSS	5	109	21.8	37t	1
1986	HANFORD DIXON	5	35	7.0	19	0
1987	FELIX WRIGHT	4	152	38.0	68	1
1988	FELIX WRIGHT	5	126	25.2	53	0
1989	FELIX WRIGHT	9	91	10.1	27t	1
1990	FELIX WRIGHT	3	56	18.7	36	0
1991	STEPHEN BRAGGS	3	15	5.0	15	0
1992	VINCE NEWSOME	3	55	18.3	29	0
1993	ERIC TURNER	5	25	5.0	19	0
1994	ERIC TURNER	9	199	22.1	93t	1
1995	STEVON MOORE	5	55	11.0	28	0
1999	MARQUEZ POPE	2	15	7.5	13	0
2000	COREY FULLER	3	0	0.0	0	0
2001	ANTHONY HENRY*	10	177	17.7	97t	1
2002	EARL LITTLE	4	17	4.3	7	0
2003	EARL LITTLE	6	41	6.8	21	0
2004	ANTHONY HENRY	4	83	20.8	51	0
2005	BRIAN RUSSELL	3	50	16.7	37	0
2006	DAVEN HOLLY	5	127	25.4	57t	1
	SEAN JONES	5	46	9.2	19	0
2007	LEIGH BODDEN	6	75	12.5	26	0
2008	BRANDON McDONALD	5	146	29.2	98	1
2009	BRODNEY POOL	4	33	8.3	32	0
	ERIC WRIGHT	4	74	18.5	47	0
2010	JOE HADEN*	6	101	16.8	62	0
2011	MIKE ADAMS	3	33	11.0	29	0
2012	SHELDON BROWN	3	20	6.7	19t	1
	JOE HADEN	3	64	21.3	50	0
	USAMA YOUNG	3	44	14.7	44	0

*Denotes Rookie

PUNTING

YEAR	PLAYER	NO	YARDS	AVG	TB	IN-20	LG	BLOCK
1950	HORACE GILLOM	66	2,849	43.2	5	0	75	1
1951	HORACE GILLOM	73	3,321	45.5	8	0	66	0
1952	HORACE GILLOM	61	2,787	45.7	6	0	73	1
1953	HORACE GILLOM	63	2,760	43.8	4	0	67	0
1954	HORACE GILLOM	52	2,230	42.9	4	0	80	0
1955	HORACE GILLOM	58	2,389	41.2	6	0	56	3
1956	FRED MORRISON	38	1,561	41.1	7	0	70	0
1957	KEN KONZ	61	2,396	39.3	3	0	63	1
1958	DICK DESCHAIINE	50	2,063	41.3	1	0	63	0
1959	JUNIOR WREN	27	996	36.9	1	0	55	0
1960	SAM BAKER	55	2,309	42.0	2	0	64	0
1961	SAM BAKER	53	2,296	43.3	5	0	62	0
1962	GARY COLLINS*	45	1,926	42.8	4	0	64	0
1963	GARY COLLINS	54	2,160	40.0	4	0	73	0
1964	GARY COLLINS	48	2,016	42.0	5	0	58	0
1965	GARY COLLINS	65	3,035	46.7	10	0	71	0
1966	GARY COLLINS	57	2,223	39.0	6	0	60	0
1967	GARY COLLINS	57	2,078	36.5	2	0	52	2
1968	DON COCKROFT	61	2,297	37.7	1	0	59	0
1969	DON COCKROFT	57	2,138	37.5	6	0	55	1
1970	DON COCKROFT	71	3,023	42.6	7	0	71	1
1971	DON COCKROFT	62	2,508	40.5	2	0	59	2
1972	DON COCKROFT	81	3,498	43.2	4	0	65	0
1973	DON COCKROFT	82	3,321	40.5	3	0	71	1
1974	DON COCKROFT	90	3,643	40.5	11	0	64	0
1975	DON COCKROFT	82	3,317	40.5	7	0	67	1
1976	DON COCKROFT	64	2,487	38.9	4	8	51	3
1977	GREG COLEMAN	61	2,389	39.2	2	21	58	0
1978	JOHNNY EVANS*	79	3,089	39.1	8	16	65	0
1979	JOHNNY EVANS	69	2,844	41.2	9	7	59	2
1980	JOHNNY EVANS	66	2,530	38.3	7	12	56	0
1981	STEVE COX*	68	2,884	42.4	12	11	66	2
1982	STEVE COX	48	1,887	39.3	6	11	52	1
1983	JEFF GOSSETT	70	2,854	40.8	8	17	60	0
1984	STEVE COX	74	3,213	43.4	8	16	69	2
1985	JEFF GOSSETT	81	3,261	40.3	8	18	64	0
1986	JEFF GOSSETT	83	3,423	41.2	10	21	61	0
1987	JEFF GOSSETT	19	779	41.0	4	3	55	0
1988	MAX RUNAGER	48	1,935	40.3	2	13	52	0
1989	BRYAN WAGNER	97	3,817	39.4	6	32	60	0
1990	BRYAN WAGNER	74	2,879	38.9	2	13	65	4
1991	BRIAN HANSEN	80	3,397	42.5	6	20	65	0
1992	BRIAN HANSEN	74	3,083	41.7	7	28	73	1
1993	BRIAN HANSEN	82	3,632	44.3	10	15	72	2
1994	TOM TUPA	80	3,211	40.1	8	27	65	0
1995	TOM TUPA	65	2,831	43.6	9	18	64	0
1999	CHRIS GARDOCKI	106	4,645	43.8	11	20	61	0
2000	CHRIS GARDOCKI	108	4,919	45.5	5	25	67	0
2001	CHRIS GARDOCKI	99	4,249	42.9	9	25	69	0
2002	CHRIS GARDOCKI	81	3,388	41.8	6	27	59	0
2003	CHRIS GARDOCKI	72	3,019	41.9	10	18	60	0
2004	DERRICK FROST*	85	3,404	40.0	4	24	54	0
2005	KYLE RICHARDSON	78	3,181	40.8	9	22	61	0
2006	DAVE ZASTUDIL	81	3,563	44.0	7	28	61	0
2007	DAVE ZASTUDIL	49	2,046	41.8	4	14	64	0
2008	DAVE ZASTUDIL	75	3,410	45.5	11	23	65	0
2009	DAVE ZASTUDIL	49	2,188	44.7	5	25	60	0
2010	REGGIE HODGES	78	3,424	43.9	5	29	59	0
2011	BRAD MAYNARD	81	3,282	40.5	1	32	63	0
2012	REGGIE HODGES	90	3,766	41.8	4	29	58	0

*Denotes Rookie

PUNT RETURN YARDAGE

YEAR	PLAYER	NO	FC	YARDS	AVG	LG	TD
1950	DON PHELPS*	13	0	174	13.4	54½	1
1951	KEN CARPENTER	14	0	173	12.4	49	0
1952	RAY RENFRO*	22	0	169	7.7	34	0
1953	BILLY REYNOLDS*	18	0	111	6.2	28	0
1954	BILLY REYNOLDS	25	0	138	5.5	39	0
1955	DON PAUL	19	0	148	7.8	60½	1
1956	KEN KONZ	13	0	187	14.4	65½	1
1957	BILLY REYNOLDS	24	0	114	4.8	23	0
1958	BOBBY MITCHELL*	14	0	165	11.8	68½	1
1959	BOBBY MITCHELL	17	0	177	10.4	78½	1
1960	JIM SHOFNER	11	0	105	9.5	36	0
1961	BOBBY MITCHELL	14	2	164	11.7	64½	1
1962	HOWARD CASSADY	7	0	47	6.7	13	0
1963	JIM SHORTER	7	2	134	19.1	52	0
1964	LEROY KELLY*	9	7	171	19.0	68½	1
1965	LEROY KELLY	17	6	265	15.6	67½	2
1966	LEROY KELLY	13	6	104	8.0	52	0
1967	BEN DAVIS*	18	7	229	12.7	52½	1
1968	CHARLES LEIGH*	14	2	76	5.4	29	0
1969	WALT SUMNER*	9	11	72	8.0	21	0
1970	REECE MORRISON	15	2	133	8.9	34	0
1971	LEROY KELLY	30	4	292	9.7	74	0
1972	BOBBY MAJORS*	16	6	96	6.0	41	0
1973	GREG PRUITT*	16	3	180	11.3	46	0
1974	GREG PRUITT	27	0	349	12.9	72	0
1975	GREG PRUITT	13	1	130	10.0	30	0
1976	STEVE HOLDEN	31	2	205	6.6	38	0
1977	ROLAND WOOLSEY	32	3	290	9.1	44	0
1978	KEITH WRIGHT*	37	16	288	7.8	42	0
1979	DINO HALL*	29	5	295	10.2	47	0
1980	KEITH WRIGHT	29	4	129	4.4	15	0
1981	DINO HALL	33	6	248	7.5	40	0
1982	DWIGHT WALKER*	19	6	101	5.3	14	0
1983	DINO HALL	39	12	284	7.3	19	0
1984	BRIAN BRENNAN*	25	10	199	8.0	19	0
1985	CLARENCE WEATHERS	28	4	218	7.8	16	0
1986	GERALD MCNEIL*	40	10	348	8.7	84½	1
1987	GERALD MCNEIL	34	9	386	11.4	40	0
1988	GERALD MCNEIL	38	6	315	8.3	32	0
1989	GERALD MCNEIL	49	15	496	10.1	49	0
1990	STEFON ADAMS	13	4	81	6.2	25	0
1991	WEBSTER SLAUGHTER	17	3	112	6.6	17	0
1992	ERIC METCALF	44	10	429	9.8	75½	1
1993	ERIC METCALF	36	11	464	12.9	91½	2
1994	ERIC METCALF	35	5	348	9.9	92½	2
1995	DERRICK ALEXANDER	9	0	122	13.6	69½	1
1999	KEVIN JOHNSON*	19	10	128	6.7	15	0
2000	DENNIS NORTHCUTT*	27	12	289	10.7	30	0
2001	KEVIN JOHNSON	14	6	117	8.4	24	0
2002	DENNIS NORTHCUTT	25	10	367	14.7	87½	2
2003	DENNIS NORTHCUTT	36	10	295	8.2	38	0
2004	DENNIS NORTHCUTT	36	12	432	12.0	44	0
2005	DENNIS NORTHCUTT	35	13	368	10.5	62½	1
2006	DENNIS NORTHCUTT	28	13	312	11.1	81	0
2007	JOSHUA CRIBBS	30	10	405	13.5	76½	1
2008	JOSHUA CRIBBS	28	7	228	8.1	32	0
2009	JOSHUA CRIBBS	38	3	452	11.9	67½	1
2010	JOSHUA CRIBBS	20	6	168	8.4	17	0
2011	JOSHUA CRIBBS	34	8	388	11.4	84½	1
2012	JOSHUA CRIBBS	38	8	457	12.0	60	1

*Denotes Rookie

KICKOFF RETURN YARDAGE

YEAR	PLAYER	NO	YARDS	AVG	LG	TD
1950	DON PHELPS*	12	325	27.1	61	0
1951	KEN CARPENTER	9	196	21.8	48	0
1952	KEN CARPENTER	11	234	21.3	40	0
1953	KEN CARPENTER	16	367	22.9	40	0
1954	BILLY REYNOLDS	14	413	29.5	51	0
1955	ROBERT SMITH*	13	320	24.6	47	0
1956	PRESTON CARPENTER*	15	381	25.4	42	0
1957	MILTON CAMPBELL*	11	263	23.9	36	0
1958	BOBBY MITCHELL*	18	454	25.2	98t	1
1959	BOBBY MITCHELL	11	236	21.5	31	0
1960	BOBBY MITCHELL	17	432	25.4	90t	1
1961	BOBBY MITCHELL	16	428	26.8	91t	1
1962	TOM WILSON	11	307	27.9	46	0
1963	CHARLIE SCALES	16	432	27.0	50	0
1964	WALTER ROBERTS*	24	661	27.5	60	0
1965	LEROY KELLY	24	621	25.9	51	0
1966	WALTER ROBERTS	20	454	22.7	57	0
1967	BEN DAVIS*	27	708	26.2	63	0
1968	CHARLES LEIGH*	14	322	23.0	41	0
1969	BO SCOTT	25	722	28.9	65	0
1970	HOMER JONES	29	739	25.5	94t	1
1971	KEN BROWN	15	330	22.0	35	0
1972	KEN BROWN	20	473	23.6	47	0
1973	GREG PRUITT*	16	453	28.3	54	0
1974	GREG PRUITT	22	606	27.5	88t	1
1975	BILLY LEFEAR	13	412	31.7	92	0
1976	STEVE HOLDEN	19	461	24.3	44	0
1977	BRIAN DUNCAN	15	298	19.9	36	0
1978	KEITH WRIGHT*	30	789	26.3	86	0
1979	DINO HALL*	50	1,014	20.3	33	0
1980	DINO HALL	32	691	21.6	40	0
1981	DINO HALL	36	813	22.6	48	0
1982	DINO HALL	22	430	19.5	32	0
1983	DWIGHT WALKER	29	627	21.6	38	0
1984	EARNEST BYNER*	22	415	18.9	28	0
1985	GLEN YOUNG	35	898	25.7	63	0
1986	GERALD MCNEIL*	47	997	21.2	100t	1
1987	GLEN YOUNG	18	412	22.9	44	0
1988	GLEN YOUNG	29	635	21.9	34	0
1989	ERIC METCALF*	31	718	23.2	49	0
1990	ERIC METCALF	52	1,052	20.2	101t	2
1991	ERIC METCALF	23	351	15.3	24	0
1992	RANDY BALDWIN	30	675	22.5	47	0
1993	RANDY BALDWIN	24	444	18.5	31	0
1994	RANDY BALDWIN	28	753	26.9	85t	1
1995	EARNEST HUNTER*	23	508	22.1	37	0
1999	RONNIE POWELL*	44	986	22.4	43	0
2000	JAMEL WHITE*	43	935	21.7	40	0
2001	BEN GAY*	23	513	22.3	42	0
2002	ANDRE' DAVIS*	50	1,068	21.4	95t	1
2003	ANDRE' DAVIS	38	803	21.1	69	0
2004	RICHARD ALSTON*	46	1,016	22.1	93t	1
2005	JOSHUA CRIBBS*	45	1,094	24.3	90t	1
2006	JOSHUA CRIBBS	61	1,494	24.5	92t	1
2007	JOSHUA CRIBBS	59	1,809	30.7	100t	2
2008	JOSHUA CRIBBS	44	1,110	25.2	92t	1
2009	JOSHUA CRIBBS	56	1,542	27.5	103t	3
2010	JOSHUA CRIBBS	40	814	20.4	37	0
2011	JOSHUA CRIBBS	39	974	25.0	63	0
2012	JOSHUA CRIBBS	43	1,178	27.4	74	0

ALL-TIME 100-YARD RUSHING GAMES

DATE	OPPONENT	PLAYER	ATT, YARDS
9/24/1950	at Baltimore Colts	Ken Carpenter*	3 Att., 100 Yards
10/29/1950	vs. Pittsburgh Steelers	Marion Motley	11 Att., 188 Yards
11/12/1950	vs. San Francisco 49ers	Marion Motley	21 Att., 114 Yards
11/19/1950	vs. Washington Redskins	Marion Motley	27 Att., 178 Yards
10/7/1951	at Los Angeles Rams	Marion Motley	13 Att., 106 Yards
10/7/1951	at Los Angeles Rams	Dub Jones	15 Att., 110 Yards
10/21/1951	vs. Pittsburgh Steelers	Emerson Cole	17 Att., 126 Yards
11/4/1951	at Chicago Cardinals	Ken Carpenter	18 Att., 118 Yards
11/25/1951	vs. Chicago Bears	Dub Jones	9 Att., 116 Yards
9/28/1952	vs. Los Angeles Rams	Ken Carpenter	16 Att., 145 Yards
11/30/1952	at Washington Redskins	Harry Jagade	16 Att., 147 Yards
12/28/1952	vs. Detroit Lions (playoffs)	Harry Jagade	15 Att., 104 Yards
10/18/1953	at Washington Redskins	Ray Renfro	7 Att., 101 Yards
12/27/1953	at Detroit Lions (playoffs)	Harry Jagade	15 Att., 102 Yards
9/25/1955	vs. Washington Redskins	Fred Morrison	15 Att., 117 Yards
10/30/1955	at Chicago Cardinals	Ed Modzelewski	28 Att., 121 Yards
11/20/1955	vs. Pittsburgh Steelers	Fred Morrison	17 Att., 140 Yards
12/4/1955	at Pittsburgh Steelers	Fred Morrison	13 Att., 104 Yards
11/18/1956	at Philadelphia Eagles	Preston Carpenter*	24 Att., 133 Yards
12/2/1956	vs. Philadelphia Eagles	Preston Carpenter*	23 Att., 116 Yards
12/9/1956	at New York Giants	Fred Morrison	19 Att., 112 Yards
11/3/1957	vs. Washington Redskins	Jim Brown*	21 Att., 109 Yards
11/24/1957	vs. Los Angeles Rams	Jim Brown*	31 Att., 237 Yards
12/15/1957	at New York Giants	Lew Carpenter	22 Att., 117 Yards
9/28/1958	at Los Angeles Rams	Jim Brown	24 Att., 171 Yards
10/5/1958	at Pittsburgh Steelers	Jim Brown	17 Att., 129 Yards
10/12/1958	vs. Chicago Cardinals	Jim Brown	34 Att., 182 Yards
10/12/1958	vs. Chicago Cardinals	Bobby Mitchell*	11 Att., 147 Yards
10/19/1958	vs. Pittsburgh Steelers	Jim Brown	19 Att., 153 Yards
10/19/1958	vs. Pittsburgh Steelers	Bobby Mitchell*	13 Att., 108 Yards
10/26/1958	at Chicago Cardinals	Jim Brown	24 Att., 180 Yards
11/2/1958	vs. New York Giants	Jim Brown	13 Att., 113 Yards
11/16/1958	at Washington Redskins	Jim Brown	27 Att., 152 Yards
12/1/1958	at Philadelphia Eagles	Lew Carpenter	21 Att., 100 Yards
12/1/1958	at Philadelphia Eagles	Jim Brown	21 Att., 138 Yards
12/14/1958	at New York Giants	Jim Brown	26 Att., 148 Yards
10/4/1959	at Chicago Cardinals	Jim Brown	37 Att., 147 Yards
10/18/1959	vs. Chicago Cardinals	Jim Brown	27 Att., 123 Yards
10/25/1959	vs. Washington Redskins	Jim Brown	17 Att., 122 Yards
11/1/1959	at Baltimore Colts	Jim Brown	32 Att., 178 Yards
11/8/1959	vs. Philadelphia Eagles	Jim Brown	29 Att., 125 Yards
11/15/1959	at Washington Redskins	Bobby Mitchell	14 Att., 232 Yards
11/22/1959	vs. Pittsburgh Steelers	Jim Brown	15 Att., 111 Yards
11/29/1959	vs. San Francisco 49ers	Jim Brown	28 Att., 114 Yards
12/13/1959	at Philadelphia Eagles	Jim Brown	33 Att., 152 Yards
12/13/1959	at Philadelphia Eagles	Bobby Mitchell	24 Att., 127 Yards
9/25/1960	at Philadelphia Eagles	Bobby Mitchell	14 Att., 156 Yards
9/25/1960	at Philadelphia Eagles	Jim Brown	24 Att., 153 Yards
10/23/1960	vs. Philadelphia Eagles	Jim Brown	22 Att., 167 Yards
11/13/1960	vs. St. Louis Cardinals	Jim Brown	28 Att., 173 Yards
11/27/1960	at St. Louis Cardinals	Jim Brown	24 Att., 132 Yards
12/4/1960	vs. Washington Redskins	Jim Brown	15 Att., 135 Yards
12/11/1960	vs. Chicago Bears	Jim Brown	22 Att., 100 Yards
12/15/1960	at New York Giants	Jim Brown	14 Att., 110 Yards
10/22/1961	at Pittsburgh Steelers	Bobby Mitchell	14 Att., 119 Yards
10/22/1961	at Pittsburgh Steelers	Jim Brown	29 Att., 114 Yards
10/29/1961	at St. Louis Cardinals	Jim Brown	28 Att., 109 Yards
10/29/1961	at St. Louis Cardinals	Bobby Mitchell	19 Att., 104 Yards
11/5/1961	vs. Pittsburgh Steelers	Jim Brown	18 Att., 110 Yards
11/12/1961	at Washington Redskins	Jim Brown	20 Att., 133 Yards
11/19/1961	vs. Philadelphia Eagles	Jim Brown	34 Att., 237 Yards
12/3/1961	at Dallas Cowboys	Bobby Mitchell	12 Att., 140 Yards
12/17/1961	at New York Giants	Jim Brown	24 Att., 102 Yards
9/16/1962	vs. New York Giants	Jim Brown	17 Att., 134 Yards
11/25/1962	vs. Pittsburgh Steelers	Jim Brown	19 Att., 110 Yards
12/15/1962	at San Francisco 49ers	Jim Brown	22 Att., 135 Yards
9/15/1963	vs. Washington Redskins	Jim Brown	15 Att., 162 Yards
9/22/1963	at Dallas Cowboys	Jim Brown	20 Att., 232 Yards
10/5/1963	vs. Pittsburgh Steelers	Jim Brown	21 Att., 175 Yards
10/13/1963	at New York Giants	Jim Brown	23 Att., 123 Yards
10/20/1963	vs. Philadelphia Eagles	Jim Brown	25 Att., 144 Yards
11/3/1963	at Philadelphia Eagles	Jim Brown	28 Att., 223 Yards
11/17/1963	vs. St. Louis Cardinals	Jim Brown	22 Att., 154 Yards
12/1/1963	at St. Louis Cardinals	Jim Brown	29 Att., 179 Yards
12/15/1963	at Washington Redskins	Jim Brown	28 Att., 125 Yards
9/27/1964	at Philadelphia Eagles	Jim Brown	25 Att., 104 Yards
10/18/1964	at Dallas Cowboys	Jim Brown	26 Att., 188 Yards
11/1/1964	at Pittsburgh Steelers	Jim Brown	23 Att., 149 Yards

DATE	OPPONENT	PLAYER	ATT, YARDS
11/8/1964	vs. Washington Redskins	Jim Brown	18 Att., 121 Yards
11/15/1964	vs. Detroit Lions	Jim Brown	24 Att., 147 Yards
11/29/1964	vs. Philadelphia Eagles	Jim Brown	22 Att., 133 Yards
12/27/1964	vs. Baltimore Colts (playoffs)	Jim Brown	27 Att., 114 Yards
9/26/1965	vs. St. Louis Cardinals	Jim Brown	17 Att., 110 Yards
10/3/1965	at Philadelphia Eagles	Jim Brown	27 Att., 133 Yards
10/9/1965	vs. Pittsburgh Steelers	Jim Brown	29 Att., 168 Yards
11/7/1965	vs. Philadelphia Eagles	Jim Brown	20 Att., 131 Yards
11/14/1965	vs. New York Giants	Jim Brown	20 Att., 156 Yards
11/28/1965	at Pittsburgh Steelers	Jim Brown	20 Att., 146 Yards
12/5/1965	vs. Washington Redskins	Jim Brown	27 Att., 141 Yards
9/25/1966	vs. St. Louis Cardinals	Leroy Kelly	19 Att., 109 Yards
10/2/1966	at New York Giants	Leroy Kelly	20 Att., 138 Yards
10/8/1966	vs. Pittsburgh Steelers	Ernie Green	16 Att., 103 Yards
10/8/1966	vs. Pittsburgh Steelers	Leroy Kelly	19 Att., 113 Yards
11/20/1966	vs. Washington Redskins	Leroy Kelly	14 Att., 100 Yards
11/24/1966	at Dallas Cowboys	Leroy Kelly	15 Att., 115 Yards
12/4/1966	vs. New York Giants	Leroy Kelly	13 Att., 126 Yards
9/24/1967	at Detroit Lions	Leroy Kelly	16 Att., 141 Yards
10/1/1967	at New Orleans Saints	Leroy Kelly	20 Att., 110 Yards
10/7/1967	vs. Pittsburgh Steelers	Ernie Green	11 Att., 108 Yards
10/22/1967	vs. Chicago Bears	Leroy Kelly	18 Att., 111 Yards
11/19/1967	vs. Minnesota Vikings	Leroy Kelly	26 Att., 123 Yards
11/26/1967	vs. Washington Redskins	Leroy Kelly	20 Att., 163 Yards
9/15/1968	at New Orleans Saints	Leroy Kelly	20 Att., 107 Yards
10/5/1968	vs. Pittsburgh Steelers	Leroy Kelly	25 Att., 128 Yards
10/20/1968	at Baltimore Colts	Leroy Kelly	30 Att., 130 Yards
10/27/1968	vs. Atlanta Falcons	Leroy Kelly	19 Att., 112 Yards
11/3/1968	at San Francisco 49ers	Leroy Kelly	27 Att., 174 Yards
11/10/1968	vs. New Orleans Saints	Leroy Kelly	17 Att., 127 Yards
11/24/1968	vs. Philadelphia Eagles	Leroy Kelly	20 Att., 108 Yards
9/21/1969	at Philadelphia Eagles	Ron Johnson*	17 Att., 118 Yards
9/28/1969	vs. Washington Redskins	Reece Morrison	23 Att., 130 Yards
11/23/1969	vs. New York Giants	Leroy Kelly	18 Att., 124 Yards
12/7/1969	vs. Green Bay Packers	Leroy Kelly	22 Att., 151 Yards
10/18/1970	vs. Detroit Lions	Leroy Kelly	24 Att., 106 Yards
11/8/1970	at Oakland Raiders	Bo Scott	14 Att., 101 Yards
12/7/1970	at Houston Oilers	Leroy Kelly	20 Att., 108 Yards
11/7/1971	at Pittsburgh Steelers	Leroy Kelly	22 Att., 102 Yards
11/21/1971	vs. New England Patriots	Leroy Kelly	23 Att., 113 Yards
11/28/1971	at Houston Oilers	Leroy Kelly	23 Att., 107 Yards
12/5/1971	vs. Cincinnati Bengals	Leroy Kelly	23 Att., 127 Yards
11/19/1972	vs. Pittsburgh Steelers	Leroy Kelly	21 Att., 107 Yards
12/2/1973	at Kansas City Chiefs	Greg Pruitt*	15 Att., 110 Yards
12/15/1974	at Houston Oilers	Greg Pruitt	15 Att., 102 Yards
11/16/1975	at Oakland Raiders	Greg Pruitt	12 Att., 103 Yards
11/23/1975	vs. Cincinnati Bengals	Greg Pruitt	17 Att., 121 Yards
12/14/1975	vs. Kansas City Chiefs	Greg Pruitt	26 Att., 214 Yards
9/12/1976	vs. New York Jets	Greg Pruitt	17 Att., 124 Yards
10/17/1976	at Atlanta Falcons	Greg Pruitt	26 Att., 191 Yards
10/31/1976	at Cincinnati Bengals	Greg Pruitt	18 Att., 124 Yards
9/26/1977	vs. New England Patriots	Greg Pruitt	26 Att., 151 Yards
10/23/1977	at Buffalo Bills	Cleo Miller	21 Att., 117 Yards
10/30/1977	vs. Kansas City Chiefs	Greg Pruitt	18 Att., 153 Yards
11/13/1977	at Pittsburgh Steelers	Greg Pruitt	19 Att., 108 Yards
12/18/1977	at Seattle Seahawks	Greg Pruitt	22 Att., 127 Yards
9/3/1978	vs. San Francisco 49ers	Greg Pruitt	22 Att., 106 Yards
9/10/1978	vs. Cincinnati Bengals	Greg Pruitt	22 Att., 120 Yards
10/29/1978	vs. Buffalo Bills	Mike Pruitt	21 Att., 173 Yards
12/3/1978	at Seattle Seahawks	Greg Pruitt	12 Att., 113 Yards
12/10/1978	vs. New York Jets	Greg Pruitt	21 Att., 138 Yards
12/17/1978	at Cincinnati Bengals	Greg Pruitt	22 Att., 182 Yards
10/21/1979	vs. Cincinnati Bengals	Mike Pruitt	19 Att., 135 Yards
11/4/1979	at Philadelphia Eagles	Mike Pruitt	17 Att., 104 Yards
11/11/1979	vs. Seattle Seahawks	Mike Pruitt	15 Att., 141 Yards
12/2/1979	vs. Houston Oilers	Mike Pruitt	25 Att., 111 Yards
12/9/1979	at Oakland Raiders	Mike Pruitt	20 Att., 149 Yards
10/12/1980	at Seattle Seahawks	Mike Pruitt	24 Att., 116 Yards
11/3/1980	vs. Chicago Bears	Mike Pruitt	27 Att., 129 Yards
11/9/1980	at Baltimore Colts	Mike Pruitt	18 Att., 103 Yards
12/3/1981	at Houston Oilers	Mike Pruitt	32 Att., 155 Yards
9/12/1982	at Seattle Seahawks	Mike Pruitt	30 Att., 136 Yards
9/11/1983	at Detroit Lions	Mike Pruitt	24 Att., 137 Yards
10/2/1983	vs. Seattle Seahawks	Mike Pruitt	24 Att., 107 Yards
10/16/1983	at Pittsburgh Steelers	Boyce Green*	28 Att., 137 Yards
11/20/1983	at New England Patriots	Mike Pruitt	24 Att., 136 Yards
11/27/1983	vs. Baltimore Colts	Mike Pruitt	24 Att., 110 Yards
12/11/1983	at Houston Oilers	Mike Pruitt	30 Att., 153 Yards
11/4/1984	at Buffalo Bills	Boyce Green	29 Att., 156 Yards
11/18/1984	at Atlanta Falcons	Boyce Green	30 Att., 121 Yards

DATE	OPPONENT	PLAYER	ATT, YARDS
12/9/1984	at Pittsburgh Steelers	Earnest Byner*	15 Att., 103 Yards
12/16/1984	at Houston Oilers	Earnest Byner*	21 Att., 188 Yards
9/29/1985	at San Diego Chargers	Kevin Mack	16 Att., 130 Yards
10/6/1985	vs. New England Patriots	Kevin Mack	20 Att., 115 Yards
11/17/1985	vs. Buffalo Bills	Earnest Byner	15 Att., 109 Yards
11/24/1985	vs. Cincinnati Bengals	Kevin Mack	14 Att., 117 Yards
12/22/1985	at New York Jets	Earnest Byner	15 Att., 101 Yards
1/4/1986	at Miami Dolphins (playoffs)	Earnest Byner	16 Att., 161 Yards
10/26/1986	at Minnesota Vikings	Curis Dickey	19 Att., 106 Yards
11/23/1986	vs. Pittsburgh Steelers	Kevin Mack	24 Att., 106 Yards
11/30/1986	vs. Houston Oilers	Kevin Mack	28 Att., 121 Yards
10/4/1987	at New England Patriots	Larry Mason*	32 Att., 133 Yards
11/22/1987	at Houston Oilers	Kevin Mack	26 Att., 114 Yards
12/13/1987	vs. Cincinnati Bengals	Kevin Mack	27 Att., 133 Yards
1/9/1988	vs. Indianapolis Colts (playoffs)	Earnest Byner	23 Att., 122 Yards
10/16/1988	vs. Philadelphia Eagles	Kevin Mack	16 Att., 100 Yards
11/27/1988	at Washington Redskins	Kevin Mack	22 Att., 116 Yards
9/19/1993	at Los Angeles Raiders	Tommy Vardell	14 Att., 104 Yards
11/6/1994	vs. New England Patriots	Leroy Hoard	21 Att., 123 Yards
11/27/1994	vs. Houston Oilers	Leroy Hoard	23 Att., 103 Yards
12/17/1995	vs. Cincinnati Bengals	Earnest Byner	31 Att., 121 Yards
9/23/2001	vs. Detroit Lions	James Jackson*	31 Att., 124 Yards
12/23/2001	at Green Bay Packers	Jamel White	21 Att., 131 Yards
9/29/2002	at Pittsburgh Steelers	Jamel White	16 Att., 105 Yards
11/24/2002	at New Orleans Saints	William Green*	28 Att., 114 Yards
12/8/2002	at Jacksonville Jaguars	William Green*	26 Att., 119 Yards
12/29/2002	vs. Atlanta Falcons	William Green*	27 Att., 178 Yards
10/5/2003	at Pittsburgh Steelers	William Green	33 Att., 115 Yards
10/12/2003	vs. Oakland Raiders	William Green	26 Att., 145 Yards
12/8/2003	vs. St. Louis Rams	Jamel White	16 Att., 101 Yards
12/28/2003	at Cincinnati Bengals	Lee Suggs*	26 Att., 186 Yards
10/17/2004	vs. Cincinnati Bengals	William Green	25 Att., 115 Yards
12/19/2004	vs. San Diego Chargers	Lee Suggs	21 Att., 105 Yards
12/26/2004	at Miami Dolphins	Lee Suggs	38 Att., 143 Yards
1/2/2005	at Houston Texans	Lee Suggs	26 Att., 131 Yards
10/23/2005	vs. Detroit Lions	Reuben Droughns	19 Att., 100 Yards
11/6/2005	vs. Tennessee Titans	Reuben Droughns	20 Att., 116 Yards
11/20/2005	vs. Miami Dolphins	Reuben Droughns	30 Att., 166 Yards
10/1/2006	at Oakland Raiders	Reuben Droughns	25 Att., 100 Yards
10/29/2006	vs. New York Jets	Reuben Droughns	33 Att., 125 Yards
9/16/2007	vs. Cincinnati Bengals	Jamal Lewis	27 Att., 216 Yards
11/25/2007	vs. Houston Texans	Jamal Lewis	29 Att., 134 Yards
12/9/2007	at New York Jets	Jamal Lewis	21 Att., 118 Yards
12/16/2007	vs. Buffalo Bills	Jamal Lewis	33 Att., 163 Yards
12/30/2007	vs. San Francisco 49ers	Jamal Lewis	26 Att., 128 Yards
10/4/2009	vs. Cincinnati Bengals	Jerome Harrison	29 Att., 121 Yards
10/11/2009	at Buffalo Bills	Jamal Lewis	31 Att., 117 Yards
12/20/2009	at Kansas City Chiefs	Jerome Harrison	34 Att., 286 Yards
12/27/2009	vs. Oakland Raiders	Jerome Harrison	39 Att., 148 Yards
1/3/2010	vs. Jacksonville Jaguars	Jerome Harrison	33 Att., 127 Yards
9/26/2010	at Baltimore Ravens	Peyton Hillis	22 Att., 144 Yards
10/3/2010	vs. Cincinnati Bengals	Peyton Hillis	27 Att., 102 Yards
11/7/2010	vs. New England Patriots	Peyton Hillis	29 Att., 184 Yards
11/28/2010	vs. Carolina Panthers	Peyton Hillis	26 Att., 131 Yards
12/12/2010	at Buffalo Bills	Peyton Hillis	21 Att., 108 Yards
11/20/2011	vs. Jacksonville Jaguars	Chris Ogbonnaya	21 Att., 115 Yards
12/24/2011	at Baltimore Ravens	Peyton Hillis	24 Att., 112 Yards
9/16/2012	at Cincinnati Bengals	Trent Richardson*	19 Att., 109 Yards
10/28/2012	vs. San Diego Chargers	Trent Richardson*	24 Att., 122 Yards
11/4/2012	vs. Baltimore Ravens	Trent Richardson*	25 Att., 105 Yards

*Denotes Rookie

LARGEST COMEBACKS BY BROWNS AND OPPONENTS

The largest comeback in Cleveland Browns history was completed on Sunday, December 4, 1966 at Cleveland Municipal Stadium. Hosting the New York Giants, the Browns overcame a 20-point deficit and outscored the Giants 35-9 in the second half en route to a 49-40 victory. Browns quarterback Frank Ryan led the offense by completing 16-of-27 passes for 326 yards with three touchdowns, while running back Leroy Kelly recorded 126 rushing yards on 13 carries and three rushing touchdowns. Wide receiver Gary Collins posted five receptions for 120 yards and one touchdown to lead all receivers.

BY BROWNS

Date	Opponent	Lead	Final Score
December 4, 1966	vs. N.Y. Giants	20	49-40
October 27, 2002	at N.Y. Jets	18	24-21
October 1, 2006	at Oakland	18	24-21

BY OPPONENTS

Date	Opponent	Lead	Final Score
November 10, 1991	vs. Philadelphia	23	32-30
November 22, 2009	at Detroit	21	38-37
November 13, 1955	at Philadelphia	18	33-17

ALL-TIME 300-YARD PASSING GAMES

DATE	OPPONENT	PLAYER	ATT, COMP, YARDS
9/16/1950	at Philadelphia Eagles	Otto Graham	38 Att., 21 Comp., 346 Yards
10/15/1950	vs. Chicago Cardinals	Otto Graham	35 Att., 22 Comp., 369 Yards
12/10/1950	at Washington Redskins	Otto Graham	32 Att., 23 Comp., 321 Yards
10/4/1952	at Pittsburgh Steelers	Otto Graham	49 Att., 21 Comp., 401 Yards
10/4/1953	at Chicago Cardinals	Otto Graham	22 Att., 15 Comp., 310 Yards
10/10/1953	vs. Philadelphia Eagles	Otto Graham	30 Att., 20 Comp., 328 Yards
11/27/1955	at New York Giants	Otto Graham	31 Att., 17 Comp., 319 Yards
11/17/1957	at Washington Redskins	Tom O'Connell	24 Att., 16 Comp., 349 Yards
10/2/1960	vs. Pittsburgh Steelers	Milt Plum	14 Att., 10 Comp., 308 Yards
11/20/1960	at Pittsburgh Steelers	Milt Plum	37 Att., 23 Comp., 328 Yards
9/17/1961	at Philadelphia Eagles	Milt Plum	30 Att., 18 Comp., 329 Yards
10/21/1962	at St. Louis Cardinals	Jim Ninowski	29 Att., 19 Comp., 339 Yards
9/15/1963	vs. Washington Redskins	Frank Ryan	31 Att., 21 Comp., 334 Yards
12/4/1966	vs. New York Giants	Frank Ryan	27 Att., 16 Comp., 326 Yards
12/17/1966	at St. Louis Cardinals	Frank Ryan	30 Att., 17 Comp., 367 Yards
10/13/1968	vs. St. Louis Cardinals	Bill Nelsen	39 Att., 17 Comp., 312 Yards
9/27/1970	at San Francisco 49ers	Bill Nelsen	25 Att., 14 Comp., 308 Yards
11/19/1978	at Baltimore Colts	Brian Sipe	22 Att., 15 Comp., 309 Yards
9/2/1979	at New York Jets	Brian Sipe	36 Att., 21 Comp., 302 Yards
10/7/1979	vs. Pittsburgh Steelers	Brian Sipe	41 Att., 22 Comp., 351 Yards
11/18/1979	vs. Miami Dolphins	Brian Sipe	42 Att., 23 Comp., 358 Yards
11/25/1979	at Pittsburgh Steelers	Brian Sipe	38 Att., 23 Comp., 333 Yards
9/28/1980	at Tampa Bay Buccaneers	Brian Sipe	32 Att., 22 Comp., 318 Yards
10/19/1980	vs. Green Bay Packers	Brian Sipe	39 Att., 24 Comp., 391 Yards
10/26/1980	vs. Pittsburgh Steelers	Brian Sipe	46 Att., 28 Comp., 349 Yards
11/23/1980	vs. Cincinnati Bengals	Brian Sipe	36 Att., 27 Comp., 310 Yards
12/7/1980	vs. New York Jets	Brian Sipe	41 Att., 30 Comp., 340 Yards
12/21/1980	at Cincinnati Bengals	Brian Sipe	44 Att., 24 Comp., 308 Yards
9/7/1981	vs. San Diego Chargers	Brian Sipe	57 Att., 31 Comp., 375 Yards
10/25/1981	vs. Baltimore Colts	Brian Sipe	41 Att., 30 Comp., 444 Yards
12/5/1982	vs. San Diego Chargers	Brian Sipe	48 Att., 33 Comp., 338 Yards
1/2/1983	at Pittsburgh Steelers	Paul McDonald	47 Att., 22 Comp., 313 Yards
9/25/1983	at San Diego Chargers	Brian Sipe	44 Att., 27 Comp., 327 Yards
10/2/1983	vs. Seattle Seahawks	Brian Sipe	40 Att., 25 Comp., 310 Yards
10/16/1983	at Pittsburgh Steelers	Brian Sipe	49 Att., 27 Comp., 310 Yards
11/27/1983	vs. Baltimore Colts	Brian Sipe	33 Att., 20 Comp., 313 Yards
10/7/1984	vs. New England Patriots	Paul McDonald	37 Att., 23 Comp., 320 Yards
10/21/1984	at Cincinnati Bengals	Paul McDonald	47 Att., 27 Comp., 300 Yards
11/10/1986	vs. Miami Dolphins	Bernie Kosar	50 Att., 32 Comp., 401 Yards
11/23/1986	vs. Pittsburgh Steelers	Bernie Kosar	46 Att., 28 Comp., 414 Yards
1/3/1987	vs. New York Jets (playoffs)	Bernie Kosar	64 Att., 33 Comp., 489 Yards
9/13/1987	at New Orleans Saints	Bernie Kosar	39 Att., 28 Comp., 314 Yards
11/15/1987	vs. Buffalo Bills	Bernie Kosar	34 Att., 24 Comp., 346 Yards
1/17/1988	at Denver Broncos (playoffs)	Bernie Kosar	41 Att., 26 Comp., 356 Yards
10/23/1988	at Phoenix Cardinals	Bernie Kosar	43 Att., 25 Comp., 314 Yards
12/4/1988	vs. Dallas Cowboys	Bernie Kosar	27 Att., 19 Comp., 308 Yards
12/18/1988	vs. Houston Oilers	Don Strock	42 Att., 25 Comp., 326 Yards
12/10/1989	at Indianapolis Colts	Bernie Kosar	40 Att., 26 Comp., 353 Yards
10/8/1990	at Denver Broncos	Bernie Kosar	38 Att., 24 Comp., 318 Yards
12/22/1991	at Pittsburgh Steelers	Bernie Kosar	49 Att., 28 Comp., 335 Yards
11/15/1992	vs. San Diego Chargers	Mike Tomczak	32 Att., 18 Comp., 322 Yards
11/21/1993	vs. Houston Oilers	Todd Philcox	47 Att., 22 Comp., 316 Yards
12/12/1993	at Houston Oilers	Vinny Testaverde	37 Att., 19 Comp., 319 Yards
10/29/1995	at Cincinnati Bengals	Eric Zeier*	46 Att., 26 Comp., 310 Yards
12/3/1995	at San Diego Chargers	Vinny Testaverde	41 Att., 28 Comp., 303 Yards
12/24/1995	at Jacksonville Jaguars	Vinny Testaverde	45 Att., 28 Comp., 325 Yards
9/17/2000	vs. Pittsburgh Steelers	Tim Couch	31 Att., 23 Comp., 316 Yards
12/10/2000	vs. Philadelphia Eagles	Doug Pederson	40 Att., 29 Comp., 309 Yards
12/30/2001	at Tennessee Titans	Tim Couch	27 Att., 20 Comp., 336 Yards
9/8/2002	vs. Kansas City Chiefs	Kelly Holcomb	39 Att., 27 Comp., 326 Yards
9/22/2002	at Tennessee Titans	Tim Couch	50 Att., 36 Comp., 326 Yards
1/5/2003	at Pittsburgh Steelers (playoffs)	Kelly Holcomb	43 Att., 26 Comp., 429 Yards
11/16/2003	vs. Arizona Cardinals	Kelly Holcomb	35 Att., 29 Comp., 392 Yards
10/17/2004	vs. Cincinnati Bengals	Jeff Garcia	23 Att., 16 Comp., 310 Yards
11/28/2004	at Cincinnati Bengals	Kelly Holcomb	39 Att., 30 Comp., 413 Yards
9/18/2005	at Green Bay Packers	Trent Diller	32 Att., 21 Comp., 336 Yards
9/16/2007	vs. Cincinnati Bengals	Derek Anderson	33 Att., 20 Comp., 328 Yards
11/4/2007	vs. Seattle Seahawks	Derek Anderson	48 Att., 29 Comp., 364 Yards
12/2/2007	at Arizona Cardinals	Derek Anderson	41 Att., 21 Comp., 304 Yards
10/13/2008	vs. New York Giants	Derek Anderson	29 Att., 18 Comp., 310 Yards
11/22/2009	at Detroit Lions	Brady Quinn	33 Att., 21 Comp., 304 Yards
10/2/2011	vs. Tennessee Titans	Colt McCoy	61 Att., 40 Comp., 350 Yards
9/16/2012	at Cincinnati Bengals	Brandon Weeden*	37 Att., 26 Comp., 322 Yards
9/27/2012	at Baltimore Ravens	Brandon Weeden*	52 Att., 25 Comp., 320 Yards
12/2/2012	at Oakland Raiders	Brandon Weeden*	36 Att., 25 Comp., 364 Yards

*Denotes Rookie

ALL-TIME 100-YARD RECEIVING GAMES

DATE	OPPONENT	PLAYER	REC, YARDS
9/16/1950	at Philadelphia Eagles	Mac Speedie	7 Rec., 109 Yards
9/24/1950	at Baltimore Colts	Dante Lavelli	5 Rec., 115 Yards
10/15/1950	vs. Chicago Cardinals	Dante Lavelli	6 Rec., 131 Yards
10/15/1950	vs. Chicago Cardinals	Mac Speedie	6 Rec., 106 Yards
12/10/1950	at Washington Redskins	Dub Jones	10 Rec., 161 Yards
12/24/1950	vs. Los Angeles Rams (playoffs)	Dante Lavelli	11 Rec., 128 Yards
9/30/1951	at San Francisco 49ers	Dub Jones	5 Rec., 143 Yards
10/27/1951	vs. New York Giants	Dub Jones	7 Rec., 116 Yards
11/25/1951	vs. Chicago Bears	Mac Speedie	6 Rec., 144 Yards
10/12/1952	vs. New York Giants	Mac Speedie	8 Rec., 161 Yards
10/19/1952	at Philadelphia Eagles	Dub Jones	6 Rec., 121 Yards
11/9/1952	vs. Chicago Cardinals	Mac Speedie	11 Rec., 157 Yards
11/16/1952	vs. Pittsburgh Steelers	Dante Lavelli	6 Rec., 107 Yards
11/23/1952	vs. Philadelphia Eagles	Mac Speedie	7 Rec., 156 Yards
11/30/1952	at Washington Redskins	Dante Lavelli	5 Rec., 106 Yards
12/14/1952	at New York Giants	Harry Jagade	4 Rec., 103 Yards
10/4/1953	at Chicago Cardinals	Dante Lavelli	4 Rec., 137 Yards
10/10/1953	vs. Philadelphia Eagles	Darrel Brewster	6 Rec., 122 Yards
11/15/1953	vs. San Francisco 49ers	Dante Lavelli	6 Rec., 137 Yards
11/29/1953	vs. Chicago Cardinals	Ray Renfro	4 Rec., 105 Yards
12/6/1953	vs. New York Giants	Darrel Brewster	7 Rec., 182 Yards
12/13/1953	at Philadelphia Eagles	Darrel Brewster	5 Rec., 103 Yards
10/17/1954	at Pittsburgh Steelers	Dante Lavelli	7 Rec., 134 Yards
11/7/1954	vs. Washington Redskins	Darrel Brewster	7 Rec., 114 Yards
11/28/1954	at New York Giants	Darrel Brewster	8 Rec., 126 Yards
12/5/1954	at Washington Redskins	Dante Lavelli	5 Rec., 128 Yards
10/9/1955	vs. Philadelphia Eagles	Dante Lavelli	6 Rec., 108 Yards
10/16/1955	at Washington Redskins	Darrel Brewster	6 Rec., 109 Yards
11/27/1955	at New York Giants	Darrel Brewster	5 Rec., 107 Yards
11/27/1955	at New York Giants	Ray Renfro	5 Rec., 130 Yards
12/11/1955	vs. Chicago Cardinals	Ray Renfro	6 Rec., 110 Yards
11/11/1956	vs. Baltimore Colts	Ray Renfro	5 Rec., 100 Yards
10/13/1957	vs. Philadelphia Eagles	Darrel Brewster	4 Rec., 105 Yards
11/3/1957	vs. Washington Redskins	Darrel Brewster	5 Rec., 103 Yards
11/17/1957	at Washington Redskins	Darrel Brewster	6 Rec., 124 Yards
11/17/1957	at Washington Redskins	Ray Renfro	4 Rec., 113 Yards
11/17/1957	at Washington Redskins	Preston Carpenter	6 Rec., 112 Yards
12/1/1957	vs. Chicago Cardinals	Ray Renfro	3 Rec., 109 Yards
12/15/1957	at New York Giants	Ray Renfro	4 Rec., 130 Yards
10/5/1958	at Pittsburgh Steelers	Preston Carpenter	7 Rec., 131 Yards
10/26/1958	at Chicago Cardinals	Ray Renfro	5 Rec., 108 Yards
11/16/1958	at Washington Redskins	Preston Carpenter	4 Rec., 115 Yards
11/30/1958	vs. Washington Redskins	Ray Renfro	3 Rec., 100 Yards
10/25/1959	vs. Washington Redskins	Bobby Mitchell	3 Rec., 107 Yards
11/22/1959	vs. Pittsburgh Steelers	Ray Renfro	5 Rec., 161 Yards
10/2/1960	vs. Pittsburgh Steelers	Rich Kreitling	3 Rec., 157 Yards
11/20/1960	at Pittsburgh Steelers	Gern Nagler	10 Rec., 177 Yards
12/15/1960	at New York Giants	Bobby Mitchell	9 Rec., 133 Yards
9/17/1961	at Philadelphia Eagles	Ray Renfro	4 Rec., 104 Yards
10/15/1961	vs. Green Bay Packers	Ray Renfro	7 Rec., 100 Yards
11/26/1961	vs. New York Giants	Ray Renfro	7 Rec., 166 Yards
10/27/1962	at St. Louis Cardinals	Ray Renfro	6 Rec., 152 Yards
12/2/1962	at Dallas Cowboys	Rich Kreitling	7 Rec., 125 Yards
9/15/1963	vs. Washington Redskins	Jim Brown	3 Rec., 100 Yards
12/1/1963	at St. Louis Cardinals	Gary Collins	4 Rec., 100 Yards
12/27/1964	vs. Baltimore Colts (playoffs)	Gary Collins	5 Rec., 130 Yards
9/20/1964	vs. St. Louis Cardinals	Gary Collins	6 Rec., 105 Yards
10/4/1964	vs. Dallas Cowboys	Paul Warfield*	5 Rec., 123 Yards
11/22/1964	at Green Bay Packers	Paul Warfield*	7 Rec., 126 Yards
12/12/1964	at New York Giants	Paul Warfield*	5 Rec., 103 Yards
9/26/1965	vs. St. Louis Cardinals	Gary Collins	6 Rec., 116 Yards
10/24/1965	at New York Giants	Gary Collins	3 Rec., 121 Yards
10/31/1965	vs. Minnesota Vikings	Gary Collins	4 Rec., 116 Yards
11/7/1965	vs. Philadelphia Eagles	Gary Collins	8 Rec., 128 Yards
11/14/1965	vs. New York Giants	Ernie Green	7 Rec., 160 Yards
12/4/1966	vs. New York Giants	Gary Collins	5 Rec., 120 Yards
12/17/1966	at St. Louis Cardinals	Paul Warfield	6 Rec., 161 Yards
12/17/1966	at St. Louis Cardinals	Gary Collins	5 Rec., 126 Yards
10/1/1967	at New Orleans Saints	Paul Warfield	4 Rec., 107 Yards
10/22/1967	vs. Chicago Bears	Gary Collins	7 Rec., 106 Yards
10/29/1967	at New York Giants	Paul Warfield	5 Rec., 126 Yards
10/13/1968	vs. St. Louis Cardinals	Milt Morin	8 Rec., 151 Yards
11/10/1968	vs. New Orleans Saints	Paul Warfield	5 Rec., 107 Yards
11/10/1968	vs. New Orleans Saints	Leroy Kelly	3 Rec., 104 Yards
11/17/1968	at Pittsburgh Steelers	Milt Morin	5 Rec., 103 Yards
11/24/1968	vs. Philadelphia Eagles	Milt Morin	2 Rec., 108 Yards
12/1/1968	vs. New York Giants	Paul Warfield	6 Rec., 137 Yards
12/8/1968	at Washington Redskins	Milt Morin	6 Rec., 133 Yards

DATE	OPPONENT	PLAYER	REC, YARDS
12/14/1968	at St. Louis Cardinals	Paul Warfield	3 Rec., 104 Yards
10/5/1969	vs. Detroit Lions	Paul Warfield	7 Rec., 106 Yards
10/18/1969	vs. Pittsburgh Steelers	Gary Collins	7 Rec., 103 Yards
11/2/1969	vs. Dallas Cowboys	Milt Morin	7 Rec., 101 Yards
11/16/1969	at Pittsburgh Steelers	Paul Warfield	5 Rec., 132 Yards
11/30/1969	at Chicago Bears	Gary Collins	6 Rec., 126 Yards
12/14/1969	at St. Louis Cardinals	Paul Warfield	4 Rec., 119 Yards
9/27/1970	at San Francisco 49ers	Fair Hooker	4 Rec., 157 Yards
11/22/1970	vs. Houston Oilers	Chip Glass	3 Rec., 102 Yards
10/10/1971	vs. Pittsburgh Steelers	Milt Morin	8 Rec., 126 Yards
11/14/1971	at Kansas City Chiefs	Frank Pitts	5 Rec., 129 Yards
12/5/1971	vs. Cincinnati Bengals	Frank Pitts	5 Rec., 103 Yards
10/1/1972	vs. Cincinnati Bengals	Frank Pitts	4 Rec., 105 Yards
10/27/1974	vs. Denver Broncos	Hugh McKinnis	6 Rec., 111 Yards
11/23/1975	vs. Cincinnati Bengals	Greg Pruitt	7 Rec., 106 Yards
12/14/1975	vs. Kansas City Chiefs	Reggie Rucker	6 Rec., 130 Yards
10/3/1976	vs. Cincinnati Bengals	Reggie Rucker	9 Rec., 141 Yards
11/13/1977	at Pittsburgh Steelers	Reggie Rucker	4 Rec., 104 Yards
9/3/1978	vs. San Francisco 49ers	Reggie Rucker	3 Rec., 113 Yards
11/5/1978	at Houston Oilers	Ozzie Newsome*	4 Rec., 124 Yards
11/19/1978	at Baltimore Colts	Reggie Rucker	6 Rec., 123 Yards
11/19/1978	at Baltimore Colts	Calvin Hill	3 Rec., 113 Yards
9/2/1979	at New York Jets	Dave Logan	6 Rec., 115 Yards
11/4/1979	at Philadelphia Eagles	Reggie Rucker	5 Rec., 106 Yards
11/18/1979	vs. Miami Dolphins	Reggie Rucker	9 Rec., 177 Yards
11/25/1979	at Pittsburgh Steelers	Dave Logan	7 Rec., 135 Yards
9/21/1980	vs. Kansas City Chiefs	Charles White*	7 Rec., 100 Yards
10/26/1980	vs. Pittsburgh Steelers	Dave Logan	8 Rec., 131 Yards
12/7/1980	vs. New York Jets	Reggie Rucker	5 Rec., 108 Yards
10/11/1981	at Pittsburgh Steelers	Ozzie Newsome	5 Rec., 120 Yards
10/18/1981	vs. New Orleans Saints	Greg Pruitt	7 Rec., 113 Yards
10/25/1981	vs. Baltimore Colts	Greg Pruitt	9 Rec., 104 Yards
12/20/1981	at Seattle Seahawks	Dave Logan	5 Rec., 101 Yards
9/19/1982	vs. Philadelphia Eagles	Ozzie Newsome	8 Rec., 122 Yards
12/5/1982	vs. San Diego Chargers	Ozzie Newsome	10 Rec., 140 Yards
1/2/1983	at Pittsburgh Steelers	Ozzie Newsome	9 Rec., 123 Yards
1/2/1983	at Pittsburgh Steelers	Ricky Feacher	7 Rec., 109 Yards
1/8/1983	at Los Angeles Raiders (playoffs)	Ricky Feacher	4 Rec., 124 Yards
9/25/1983	at San Diego Chargers	Dave Logan	8 Rec., 121 Yards
10/16/1983	at Pittsburgh Steelers	Ozzie Newsome	9 Rec., 103 Yards
11/27/1983	vs. Baltimore Colts	Ozzie Newsome	8 Rec., 108 Yards
9/16/1984	vs. Denver Broncos	Duriel Harris	5 Rec., 104 Yards
10/7/1984	vs. New England Patriots	Duriel Harris	8 Rec., 136 Yards
10/14/1984	vs. New York Jets	Ozzie Newsome	14 Rec., 191 Yards
11/25/1984	vs. Houston Oilers	Ozzie Newsome	10 Rec., 102 Yards
10/6/1985	vs. New England Patriots	Brian Brennan	7 Rec., 104 Yards
10/13/1985	at Houston Oilers	Clarence Weathers	3 Rec., 146 Yards
9/14/1986	at Houston Oilers	Reggie Langhorne	3 Rec., 115 Yards
10/5/1986	at Pittsburgh Steelers	Reggie Langhorne	4 Rec., 108 Yards
11/23/1986	vs. Pittsburgh Steelers	Webster Slaughter*	6 Rec., 134 Yards
12/21/1986	vs. San Diego Chargers	Brian Brennan	7 Rec., 176 Yards
1/3/1987	vs. New York Jets (playoffs)	Ozzie Newsome	6 Rec., 114 Yards
10/18/1987	at Cincinnati Bengals	Brian Brennan	10 Rec., 139 Yards
12/13/1987	vs. Cincinnati Bengals	Webster Slaughter	5 Rec., 119 Yards
12/20/1987	at Los Angeles Raiders	Webster Slaughter	7 Rec., 115 Yards
1/17/1988	at Denver Broncos (playoffs)	Earnest Byner	7 Rec., 120 Yards
10/30/1988	vs. Cincinnati Bengals	Clarence Weathers	7 Rec., 140 Yards
12/18/1988	vs. Houston Oilers	Webster Slaughter	6 Rec., 136 Yards
10/15/1989	vs. Pittsburgh Steelers	Webster Slaughter	7 Rec., 106 Yards
10/23/1989	vs. Chicago Bears	Webster Slaughter	8 Rec., 186 Yards
10/29/1989	vs. Houston Oilers	Webster Slaughter	4 Rec., 184 Yards
12/10/1989	at Indianapolis Colts	Webster Slaughter	6 Rec., 152 Yards
12/17/1989	vs. Minnesota Vikings	Reggie Langhorne	6 Rec., 140 Yards
1/6/1990	vs. Buffalo Bills (playoffs)	Webster Slaughter	3 Rec., 114 Yards
10/8/1990	at Denver Broncos	Webster Slaughter	7 Rec., 123 Yards
11/18/1990	vs. Houston Oilers	Webster Slaughter	6 Rec., 104 Yards
12/30/1990	at Cincinnati Bengals	Webster Slaughter	6 Rec., 115 Yards
9/15/1991	vs. Cincinnati Bengals	Webster Slaughter	8 Rec., 107 Yards
11/3/1991	at Cincinnati Bengals	Webster Slaughter	5 Rec., 107 Yards
11/17/1991	at Houston Oilers	Leroy Hoard	10 Rec., 107 Yards
12/22/1991	at Pittsburgh Steelers	Webster Slaughter	11 Rec., 138 Yards
9/20/1992	at Los Angeles Raiders	Eric Metcalf	5 Rec., 177 Yards
11/15/1992	vs. San Diego Chargers	Lawyer Tillman	8 Rec., 148 Yards
9/13/1993	vs. San Francisco 49ers	Michael Jackson	5 Rec., 105 Yards
10/24/1993	vs. Pittsburgh Steelers	Michael Jackson	2 Rec., 106 Yards
11/21/1993	vs. Houston Oilers	Mark Carrier	7 Rec., 123 Yards
12/12/1993	at Houston Oilers	Eric Metcalf	5 Rec., 101 Yards
12/19/1994	at Pittsburgh Steelers	Mark Carrier	4 Rec., 118 Yards
9/18/1994	vs. Arizona Cardinals	Derrick Alexander*	6 Rec., 136 Yards
10/2/1994	vs. New York Jets	Derrick Alexander*	7 Rec., 105 Yards

DATE	OPPONENT	PLAYER	REC, YARDS
12/4/1994	vs. New York Giants	Derrick Alexander*	7 Rec., 171 Yards
1/1/1995	vs. New England Patriots (playoffs)	Michael Jackson	7 Rec., 122 Yards
9/3/1995	at New England Patriots	Michael Jackson	7 Rec., 157 Yards
10/2/1995	vs. Buffalo Bills	Andre Rison	6 Rec., 126 Yards
10/22/1995	vs. Jacksonville Jaguars	Rico Smith	6 Rec., 106 Yards
10/29/1995	at Cincinnati Bengals	Andre Rison	7 Rec., 173 Yards
11/19/1995	vs. Green Bay Packers	Keenan McCardell	4 Rec., 102 Yards
12/24/1995	at Jacksonville Jaguars	Michael Jackson	7 Rec., 130 Yards
10/3/1999	vs. New England Patriots	Kevin Johnson*	6 Rec., 131 Yards
12/12/1999	at Cincinnati Bengals	Kevin Johnson*	7 Rec., 135 Yards
12/19/1999	vs. Jacksonville Jaguars	Darrin Chiaverini*	10 Rec., 108 Yards
10/1/2000	vs. Baltimore Ravens	David Patten	7 Rec., 113 Yards
10/29/2000	vs. Cincinnati Bengals	Kevin Johnson	6 Rec., 102 Yards
10/14/2001	at Cincinnati Bengals	Kevin Johnson	8 Rec., 153 Yards
11/25/2001	vs. Cincinnati Bengals	Kevin Johnson	6 Rec., 113 Yards
9/8/2002	vs. Kansas City Chiefs	Quincy Morgan	9 Rec., 151 Yards
10/6/2002	vs. Baltimore Ravens	Dennis Northcutt	8 Rec., 165 Yards
12/8/2002	at Jacksonville Jaguars	Quincy Morgan	3 Rec., 118 Yards
1/5/2003	at Pittsburgh Steelers (playoffs)	Kevin Johnson	4 Rec., 140 Yards
9/21/2003	at San Francisco 49ers	Kevin Johnson	11 Rec., 109 Yards
11/16/2003	vs. Arizona Cardinals	Quincy Morgan	5 Rec., 116 Yards
11/16/2003	vs. Arizona Cardinals	Andre' Davis	7 Rec., 117 Yards
12/14/2003	at Denver Broncos	Dennis Northcutt	3 Rec., 115 Yards
10/10/2004	at Pittsburgh Steelers	Andre Davis	5 Rec., 101 Yards
10/17/2004	vs. Cincinnati Bengals	Lee Suggs	5 Rec., 100 Yards
11/28/2004	at Cincinnati Bengals	Antonio Bryant	8 Rec., 131 Yards
12/5/2004	vs. New England Patriots	Antonio Bryant	7 Rec., 115 Yards
12/26/2004	at Miami Dolphins	Dennis Northcutt	4 Rec., 114 Yards
9/11/2005	vs. Cincinnati Bengals	Frisman Jackson	8 Rec., 128 Yards
9/18/2005	at Green Bay Packers	Braylon Edwards*	3 Rec., 107 Yards
9/18/2005	at Green Bay Packers	Steve Heiden	6 Rec., 104 Yards
1/1/2006	vs. Baltimore Ravens	Antonio Bryant	9 Rec., 123 Yards
9/17/2006	at Cincinnati Bengals	Braylon Edwards	4 Rec., 110 Yards
9/24/2006	vs. Baltimore Ravens	Braylon Edwards	5 Rec., 116 Yards
11/19/2006	vs. Pittsburgh Steelers	Braylon Edwards	7 Rec., 137 Yards
12/7/2006	at Pittsburgh Steelers	Joe Jurevicius	7 Rec., 111 Yards
9/16/2007	vs. Cincinnati Bengals	Kellen Winslow	6 Rec., 100 Yards
9/16/2007	vs. Cincinnati Bengals	Braylon Edwards	8 Rec., 146 Yards
10/7/2007	at New England Patriots	Braylon Edwards	6 Rec., 110 Yards
10/28/2007	at St. Louis Rams	Braylon Edwards	8 Rec., 117 Yards
11/4/2007	vs. Seattle Seahawks	Kellen Winslow	11 Rec., 125 Yards
11/25/2007	vs. Houston Texans	Kellen Winslow	10 Rec., 107 Yards
12/2/2007	at Arizona Cardinals	Braylon Edwards	7 Rec., 149 Yards
10/13/2008	vs. New York Giants	Braylon Edwards	5 Rec., 154 Yards
11/17/2008	at Buffalo Bills	Braylon Edwards	8 Rec., 104 Yards
12/15/2008	at Philadelphia Eagles	Braylon Edwards	5 Rec., 102 Yards
10/4/2009	vs. Cincinnati Bengals	Mohamed Massaquoi*	8 Rec., 148 Yards
11/22/2009	at Detroit Lions	Mohamed Massaquoi*	5 Rec., 115 Yards
12/5/2010	at Miami Dolphins	Benjamin Watson	10 Rec., 100 Yards
12/18/2011	at Arizona Cardinals	Greg Little*	5 Rec., 131 Yards
12/2/2012	at Oakland Raiders	Josh Gordon*	6 Rec., 116 Yards

*Denotes Rookie

UNDRAFTED ROOKIES ON OPENING DAY

Since 1999, the Browns have had 25 undrafted free agents appear on the season opening 53-man roster during their rookie campaign. The most to appear on a single opening day roster is four, which occurred in 1999.

BROWNS UNDRAFTED FREE AGENTS ON OPENING DAY ROSTER SINCE 1999

YEAR	PLAYERS	POS.	YEAR	PLAYERS	POS.
1999	Mark Campbell	TE	2004	Richard Alston	WR
	Arnold Miller	DL	2005	Joshua Cribbs	WR
	Randy Palmer	TE		Simon Fraser	DL
	Ronnie Powell	WR	2007	Charles Ali	FB
2000	Shaun O' Hara	OL	2008	Gerard Lawson	DB
	Kevin Thompson	QB	2009	Phil Trautwein	OL
	Jamel White	RB	2011	James Dockery	DB
2001	Terrance Sykes	OL		Armond Smith	RB
2002	Frisman Jackson	WR		Quinton Spears	LB
	Kalvin Pearson	DB	2012	Johnson Bademosi	DB
2003	Leigh Bodden	DB		L.J. Fort	LB
	Sherrod Coates	LB		Tashaun Gipson	DB
	C.J. Jones	WR			

100-YARD RUSHER, 100-YARD RECEIVER OR 300-YARD PASSER IN SAME GAME

DATE	OPPONENT	PLAYER 100-YARD REC	REC/ YARDS	PLAYER 100-YARD RUSH	ATT/ YARDS	PLAYER 300-YARD PASSER	ATT/ COMP/ YARDS
9/24/1950	at Baltimore Colts	Dante Lavelli	5-115	Ken Carpenter*	3-100		
11/25/1951	vs. Chicago Bears	Mac Speedie	6-144	Dub Jones	9-116		
11/30/1952	at Washington Redskins	Dante Lavelli	5-106	Harry Jagade	16-147		
11/3/1957	vs. Washington Redskins	Darrel Brewster	5-103	Jim Brown*	21-109		
12/15/1957	at New York Giants	Ray Renfro	4-130	Lew Carpenter	22-117		
10/5/1958	at Pittsburgh Steelers	Preston Carpenter	7-131	Jim Brown	17-129		
10/26/1958	at Chicago Cardinals	Ray Renfro	5-108	Jim Brown	24-180		
11/16/1958	at Washington Redskins	Preston Carpenter	4-115	Jim Brown	27-152		
10/25/1959	vs. Washington Redskins	Bobby Mitchell	3-107	Jim Brown	17-122		
11/22/1959	vs. Pittsburgh Steelers	Ray Renfro	5-161	Jim Brown	15-111		
12/15/1960	at New York Giants	Bobby Mitchell	9-133	Jim Brown	14-110		
9/15/1963	vs. Washington Redskins	Jim Brown	3-100	Jim Brown	15-162	Frank Ryan	31-21-334
12/1/1963	at St. Louis Cardinals	Gary Collins	4-100	Jim Brown	29-179		
12/27/1963	vs. Baltimore Colts (playoffs)	Gary Collins	5-130	Jim Brown	27-114		
9/26/1965	vs. St. Louis Cardinals	Gary Collins	6-116	Jim Brown	17-110		
10/24/1965	at New York Giants	Gary Collins	3-121	Jim Brown	24-177		
11/7/1965	vs. Philadelphia Eagles	Gary Collins	8-128	Jim Brown	20-131		
11/14/1965	vs. New York Giants	Ernie Green	7-160	Jim Brown	20-156		
12/4/1966	vs. New York Giants	Gary Collins	5-120	Leroy Kelly	13-126	Frank Ryan	27-16-326
10/1/1967	at New Orleans Saints	Paul Warfield	4-107	Leroy Kelly	20-110		
10/22/1967	vs. Chicago Bears	Gary Collins	7-106	Leroy Kelly	18-111		
11/10/1968	vs. New Orleans Saints	Leroy Kelly	3-104	Leroy Kelly	17-127		
		Paul Warfield	5-107				
11/24/1968	vs. Philadelphia Eagles	Milt Morin	2-108	Leroy Kelly	20-108		
12/5/1971	vs. Cincinnati Bengals	Frank Pitts	5-103	Leroy Kelly	23-127		
11/23/1975	vs. Cincinnati Bengals	Greg Pruitt	7-106	Greg Pruitt	17-121		
12/14/1975	vs. Kansas City Chiefs	Reggie Rucker	6-130	Greg Pruitt	26-214		
11/13/1977	at Pittsburgh Steelers	Reggie Rucker	4-104	Greg Pruitt	19-108		
9/3/1978	vs. San Francisco 49ers	Reggie Rucker	3-113	Greg Pruitt	22-106		
11/4/1979	at Philadelphia Eagles	Reggie Rucker	5-106	Mike Pruitt	17-104		
10/16/1983	at Pittsburgh Steelers	Ozzie Newsome	9-103	Boyce Green*	28-137	Brian Sipe	49-27-310
11/27/1983	vs. Baltimore Colts	Ozzie Newsome	8-108	Mike Pruitt	24-110	Brian Sipe	33-20-313
10/6/1985	vs. New England Patriots	Brian Brennan	7-104	Kevin Mack	20-115		
11/23/1986	vs. Pittsburgh Steelers (OT)	Webster Slaughter	6-134	Kevin Mack	24-106	Bernie Kosar	46-28-414
12/13/1987	vs. Cincinnati Bengals	Webster Slaughter	5-119	Kevin Mack	27-133		
12/8/2002	at Jacksonville Jaguars	Quincy Morgan	3-118	William Green*	26-119		
10/17/2004	vs. Cincinnati Bengals	Lee Suggs	5-100	William Green	25-115	Jeff Garcia	23-16-310
12/26/2004	at Miami Dolphins	Dennis Northcutt	4-114	Lee Suggs	38-143		
9/18/2005	at Green Bay Packers	Braylon Edwards*	3-107			Trent Dilfer	32-21-336
		Steve Heiden	6-104				
9/16/2007	vs. Cincinnati Bengals	Braylon Edwards	8-146	Jamal Lewis	27-216	Derek Anderson	33-20-328
		Kellen Winslow	6-100				
11/4/2007	vs. Seattle Seahawks	Kellen Winslow	11-125			Derek Anderson	48-29-364
11/25/2007	vs. Houston Texans	Kellen Winslow	10-107	Jamal Lewis	29-134		
12/2/2007	at Arizona Cardinals	Braylon Edwards	7-149			Derek Anderson	41-21-304
10/13/2008	vs. New York Giants	Braylon Edwards	5-154			Derek Anderson	29-18-310
10/4/2009	vs. Cincinnati Bengals	Mohamed Massaquoi*	8-148	Jerome Harrison	29-121		
11/22/2009	at Detroit Lions	Mohamed Massaquoi*	5-115			Brady Quinn	33-21-304
9/16/2012	at Cincinnati Bengals			Trent Richardson*	19-109	Brandon Weeden*	37-26-322
12/2/2012	at Oakland Raiders	Josh Gordon*	6-116			Brandon Weeden*	36-25-364

*Denotes Rookie

1950 CLEVELAND BROWNS NFL CHAMPIONSHIP TEAM

After joining the NFL following winning four consecutive AAFC titles, Cleveland captured the NFL Championship in its first season. The Browns are one of only three teams in NFL history to claim an NFL Championship their first year in the league, joining the Akron Pros (1920) and the Houston Oilers [AFL] (1960). Running back Marion Motley led the NFL with 810 rushing yards and kicker/offensive lineman Lou Groza led the NFL with 13 field goals made as the Browns went 10-2 during the regular season. The Browns topped the Los Angeles Rams, 30-28 at Municipal Stadium, for their first of four NFL Championships.



THE LAST TIME

Punt Returned For a TD

By Browns: Travis Benjamin, 93 yards (12/9/12 vs. KC)
By Opponent: Adam Jones, 81 yards (9/16/12 at CIN)

Kickoff Returned For a TD

By Browns: Joshua Cribbs, 100 & 103 yards (12/20/09 at KC)
By Opponent: Jacoby Ford, 101 yards (10/16/11 at OAK)

Interception Returned For a TD

By Browns: Sheldon Brown, 19 yards (10/14/12 vs. CIN)
By Opponent: Lawrence Timmons, 53 yards (11/25/12 vs. PIT)

Two Interceptions in Same Game

By Browns: T.J. Ward (11/21/10 at JAC)
By Opponent: Kurt Coleman/Dominique Rodgers-Cromartie (9/9/12 vs. PHI)

Three Interceptions in Same Game

By Browns: Anthony Henry (11/18/01 at BAL)
By Opponent: Leon Hall (12/21/08 vs. CIN)

Fumble Returned For a TD

By Browns: Abram Elam, 18 yards (11/21/10 at JAC)
By Opponent: Andy Studebaker, recovered in end zone (12/20/09 at KC)

Punt Block Returned For a TD

By Browns: Andre King, 28 yards (11/30/03 at SEA)
By Opponent: Chris Martin, 31 yards; Kevin Ross, 4 yards (9/30/90 vs. KC)

Punt Blocked

By Browns: Team Block (11/30/03 at SEA)
By Opponent: Bubba McDowell (11/21/1993 vs. HOU)

Shutout

By Browns: at Cleveland 8, Buffalo Bills 0 (12/16/07)
By Opponent: vs. Baltimore 16, Cleveland 0 (11/6/09)

PAT Unsuccessful

By Browns: Phil Dawson (blocked) (11/1/09 at CHI)
By Opponent: Justin Tucker (kick aborted) (9/27/12 at BAL)

Two-Point Conversion

By Browns: Jamal Lewis run (11/22/09 at DET)
By Opponent: Anquan Boldin from Joe Flacco (11/4/12 vs. BAL)

Field Goal Blocked

By Browns: Shaun Rogers (12/5/10 at MIA)
By Opponent: (2) Red Bryant (10/23/11 vs. SEA)

Field Goal Blocked Returned for TD

By Browns: Leigh Bodden, 59 yards (11/13/05 at PIT)
By Opponent: None

Safety Scored

By Browns: Matthew Stafford intentional grounding in end zone (11/22/09 at DET)
By Opponent: Holding penalty on Cleveland in end zone (9/19/04 at DAL)

100 Yards Rushing

By Browns: Trent Richardson, 105 yards (11/4/12 vs. BAL)
By Opponent: Jamaal Charles, 165 yards (12/9/12 vs. KC)

100 Yards Rushing in a Half

By Browns: Peyton Hillis, 111 yards in second half (11/7/10 vs. NE)
By Opponent: Jamaal Charles, 128 yards in first half (12/9/12 vs. KC)

200 Yards Rushing

By Browns: Jerome Harrison, 286 yards (12/20/09 at KC)
By Opponent: Ahmad Bradshaw, 200 yards (10/7/12 at NYG)

Back-to-Back 100-Yard Rushing Games

By Browns: Trent Richardson, 122 yards (10/28/12 vs. SD)
Trent Richardson, 105 yards (11/4/12 vs. BAL)
By Opponent: Cedric Benson, 106 yards (11/27/11 at CIN)
Ray Rice, 204 yards (12/4/11 vs. BAL)

Two 100-yard Rushers in Same Game

By Browns: Leroy Kelly, 113 yards
Ernie Green, 103 yards (10/8/66 vs. PIT)
By Opponent: Arian Foster, 124 yards
Ben Tate, 115 yards (11/6/11 at HOU)

Two Rushing Touchdowns

By Browns: Trent Richardson (12/16/12 vs. WAS)
By Opponent: Alfred Morris (12/16/12 vs. WAS)

Three Rushing Touchdowns

By Browns: Peyton Hillis (11/28/10 vs. CAR)
By Opponent: Adrian Peterson (9/13/09 vs. MIN)

Four Rushing Touchdowns

By Browns: Jamal Lewis (11/4/07 vs. SEA)
By Opponent: None

Successful Onside Kick

By Browns: October 16, 2011 (vs. OAK)
By Opponent: December 9, 2007 (at NYJ)

OT Game Won

By Browns: Cleveland 33 at Baltimore 30 (11/18/07)
By Opponent: Dallas 23 vs. Cleveland 20 (11/18/12)

300 Yards Passing

By Browns: Brandon Weeden, 364 yards (25-36, 1 TD, 2 INT) (12/12 at OAK)
By Opponent: Peyton Manning, 339 yards (30-43, 3 TD, 1 INT) (12/23/12 at DEN)

Back-to-Back 300-Yard Passing Games

By Browns: Brian Sipe, 391 yards (24-39) (10/19/80 vs. GB)
Brian Sipe, 349 yards (28-46) (10/26/80 vs. PIT)
By Opponent: Kirk Cousins, 329 yards (26-37, 2 TD, 1 INT) (12/16/12 vs. WAS)
Peyton Manning, 339 yards (30-43, 3 TD, 1 INT) (12/23/12 at DEN)

400 Yards Passing

By Browns: Kelly Holcomb, 413 yards (30-39, 5 TDs) (11/28/04 at CIN)
By Opponent: Matthew Stafford, 422 yards (26-43, 5 TDs) (11/22/09 at DET)

Two Touchdown Passes

By Browns: Brandon Weeden (11/18/12 at DAL)
By Opponent: (3) Ben Roethlisberger (12/30/12 at PIT)

Three Touchdown Passes

By Browns: Brady Quinn (12/6/09 vs. SD)
By Opponent: Ben Roethlisberger (12/30/12 at PIT)

Four Touchdown Passes

By Browns: Brady Quinn (11/22/09 at DET)
By Opponent: (5) Matthew Stafford (11/22/09 at DET)

Five Touchdown Passes

By Browns: Derek Anderson (9/16/07 vs. CIN)
By Opponent: Matthew Stafford (11/22/09 at DET)

Six Touchdown Passes

By Browns: None
By Opponent: Carson Palmer (9/16/07 vs. CIN)

100 Yards Receiving

By Browns: Josh Gordon, 116 yards (12/2/12 at OAK)
By Opponent: Demaryius Thomas, 102 yards (12/23/12 at DEN)

100 Yards Receiving in a Half

By Browns: Greg Little, 119 yards in second half (12/18/11 at ARI)
By Opponent: Anquan Boldin, 125 yards in second half (9/27/12 at BAL)

Two 100-Yard Receivers in Same Game

By Browns: Braylon Edwards, 146 yards
Kellen Winslow, 100 yards (9/16/07 vs. CIN)
By Opponent: Calvin Johnson, 161
Kevin Smith, 104 (11/22/09 at DET)

Back-to-Back 100-Yard Receiving Games

By Browns: Kellen Winslow, 111 yards (11/6/08 vs. DEN)
Braylon Edwards, 104 yards (11/17/08 at BUF)
By Opponent: Terrell Owens, 222 yards (10/3/10 vs. CIN)
Roddy White, 101 yards (10/10/10 vs. ATL)

200 Yards Receiving

By Browns: None
By Opponent: Terrell Owens, 222 yards (10/3/10 vs. CIN)

Two Receiving Touchdowns

By Browns: Benjamin Watson (11/18/12 at DAL)
By Opponent: Eric Decker (12/23/12 at DEN)

Three Receiving Touchdowns

By Browns: Braylon Edwards (10/4/07 vs. MIA)
By Opponent: Victor Cruz (10/7/12 at NYG)

500 Yards Total Offense

By Browns: 554 yards (9/16/07 vs. CIN)
By Opponent: 502 yards (10/7/12 at NYG)

Two Sacks

By Browns: Jabaal Sheard (12/30/12 at PIT)
By Opponent: Lawrence Timmons (12/30/12 at PIT)

Three Sacks

By Browns: D'Owll Jackson (9/16/12 at CIN)
By Opponent: (4) Elvis Dumervil (9/20/09 at DEN)

Four Sacks

By Browns: Andra Davis (11/9/03 at KC)
By Opponent: Elvis Dumervil (9/20/09 at DEN)

Four Field Goals

By Browns: Phil Dawson (11/13/11 vs. STL)
By Opponent: Adam Vinatieri (9/18/11 at IND)

Five Field Goals

By Browns: Phil Dawson (11/4/12 vs. BAL)
By Opponent: Kris Brown (11/11/01 vs. PIT)

Six Field Goals

By Browns: Phil Dawson (11/5/06 at SD)
By Opponent: None

FIRSTENERGY STADIUM, HOME OF THE CLEVELAND BROWNS



FirstEnergy Stadium is home not only to a storied football franchise but also to a dedicated, ardent, passionate group of people – the only group that can lay claim to the title of “World’s Greatest Fans.” At FirstEnergy Stadium, fans take pride in supporting their team in a safe, enthusiastic and family-oriented atmosphere. This special combination of sportsmanship and exhilaration makes Sunday afternoons with the Browns a memorable and momentous experience.

FirstEnergy Stadium was built on the hallowed ground of the old Municipal Stadium. There’s no better place than on the lakefront for the home of the Cleveland Browns than where legendary Coach Paul Brown established Cleveland’s first football dynasty in the 1940s. No other site could have been as appropriate as the location where 16 Cleveland Browns – Jim Brown, Paul Brown, Joe DeLamielleure, Len Ford, Frank Gatski, Otto Graham, Lou Groza, Gene Hickerson, Leroy Kelly, Dante Lavelli, Mike McCormack, Bobby Mitchell, Marion Motley, Ozzie Newsome, Paul Warfield and Bill Willis – established their credentials for induction into the Professional Football Hall of Fame in Canton. In 2010, these Hall of Fame members were further honored by the unveiling of their names in the Ring of Honor, which recognizes their contributions to the Cleveland Browns organization. The names of these 16 greats are now permanently displayed on the facade of the stadium’s upper deck.

While the location of the stadium honors the glorious history of athletic achievements in Cleveland, FirstEnergy Stadium is a celebration of the city’s renaissance, drawing people to the lakefront every day. The crown jewel of the Northcoast Harbor, FirstEnergy Stadium is located next to the Rock and Roll Hall of Fame and Museum and the Great Lakes Science Center. When visiting the stadium, it is impossible to miss the distinctive architectural design of the columns, beams and notches in the seating bowl. These spacious gaps allow visitors to get an inside perspective of the stadium and field when the Browns are away and allow ticket holders to see the downtown skyline during the game. While on the south side of the stadium, Browns fans can catch a game and a bite to eat at The Gridiron Grille, and grab a personalized Browns jersey at the Team Shop.

NOT JUST FOR BROWNS GAMES

In addition to Browns games, FirstEnergy Stadium plays host to numerous other events. On May 29 of this year, the U.S. Men’s National Team hosted Belgium for the first international soccer match at the stadium since 2006.

On six occasions since 2005, the High School Charity Games have been staged at FirstEnergy Stadium, showcasing some of the top area high school football talent. College football has been a regular on FirstEnergy Stadium’s docket. On September 21 of this year, Tuskegee University and Winston Salem State University will square off in the Third Annual Cleveland Classic HBCU football game. Since 2006, a college game will have been played at the stadium each year except 2010.

The stadium is not limited to athletic events only. “The Brothers of the Sun Tour,” featuring Kenny Chesney and Tim McGraw, performed at FirstEnergy Stadium last year. The stadium has also played host to Kenny Chesney concerts in 2007 and 2008, as well as The Three Tenors (2000), George Strait (2000) and “N Sync (2001). In addition, the stadium is available for private events such as wedding receptions, proms, holiday parties and business luncheons.

Architect: HOK Sports Facilities Group.

- Construction Manager: Huber, Hunt & Nichols.
- Seating Capacity: over 73,200.
- 8,754 Club Seats.
- 10,644 Dawg Pound Seats (bleacher seating).
- 147 Luxury Suites.
- ADA Seating: Capable of providing over 1,436 wheelchair-accessible seats.
- Cost: In excess of \$290 million with contributions from the city, state, county, Regional Transit Authority, Cleveland Browns and Cleveland Tomorrow.
- Groundbreaking: May 15, 1997.
- Scoreboards: FirstEnergy Stadium features two Prostar VideoPlus display boards which are located behind each end zone and measure approximately 27 feet high by 94 feet wide. They are capable of displaying live video and instant replays, as well as game information, player and team statistics, advertising, graphics and animation in 16.7 million colors.
- Playing Field: The field is a Kentucky Bluegrass irrigated field with a sand-soil root zone and an underground heating system containing nine boilers and 40 miles of underground piping. The heating system keeps the field from freezing and extends the growing season of the turf.
- 12 Ticket Windows.
- Six escalators, nine passenger elevators and two freight elevators.
- Seat widths: 19–21".
- Restrooms: 41 women's, 30 men's and 12 family. Fixtures include 900 toilets, 390 urinals and 200 sinks.
- Concession Stands: 41 permanent concession stands and 69 portable concession stands, with a total of 786 points of sale (which exceeds the industry standard of one point of sale per every 200 guests).
- The Browns locker room is 11,000 square feet and the Stadium features two visiting team locker rooms, each being 5,600 square feet, and one officials' locker room at 1,600 square feet.
- Club Lounges located on the North (30,000 square feet) and South (28,000 square feet) sides of the Stadium.
- Stadium lighting system features 592 light fixtures, 528 1,500 watt conventional metal halide fixtures with an additional 64 1,500 watt double-ended hot-restart fixtures.
- There are 2,475,000 ft. (469 miles) of telecommunications, security, broadcast and audio system cable.
- Footprint: 31-acre site.
- Facility Area: 1.64 million square feet.
- The Stadium is a concrete and glass structure. Pre-cast concrete and cast in-place was used for the upper concourse. Natural stone accents were used at the base of the Stadium.
- The concrete superstructure used more than 600 truckloads of concrete, which is equivalent to 60,000 yards or 1,620,000 cubic feet, with a weight of approximately 235,000,000 pounds.
- Superstructure contains 5,300 tons, or 10,600,000 pounds, of reinforced steel.
- There are over 771,400 square feet of masonry walls.
- More than 829,100 construction masonry units and over 50,500 ground face units were laid.
- The base course of the Stadium is made of over 14,500 square feet of granite.
- 1,200 tons of coolant using air chillers and glycol chilled water.
- 11.65 miles of plumbing pipe includes storm, sanitary, vent, water and gas piping.
- Plumbing system contains two 2,500-gallon storage tanks.
- Almost 700 pieces of heating, ventilation and air conditioning equipment includes 100 electric baseboard heaters, 167 electric cabinet heaters, 233 electric unit heaters and 194 fan cooling units.

CLEVELAND BROWNS TRAINING AND ADMINISTRATIVE COMPLEX

The Cleveland Browns Training Facility is located in Berea, Ohio, where it sits on 13 acres of land. The building originally opened in August of 1991 and has undergone many renovations since then. The 90,000 square foot building has two floors, both of which have been renovated over the past few years. In 2009, the first floor was completely remodeled and improvements were made to all player meeting rooms, the player locker room and the cafeteria. In addition, the team auditorium was expanded to 2,300 square foot and features 120 theater seats.

During the 2013 offseason, the facility's second floor underwent a 36,000 square foot renovation. The new space boosts an open floor plan and was designed to create a vibrant, energetic and collaborative space for the club's football and business operations. The new space houses a state of the art media studio where radio and television production will take place in house.

Connected to the facility is the team's 60,000 square foot indoor field house. The facility also hosts four regulation-size natural grass practice fields ideal for year-round football operations, including the club's training camp.



THE DINO LUCARELLI MEDIA CENTER

The Dino Lucarelli Media Center, which opened in December of 2002 at the Browns Training and Administrative Complex in Berea, features an expansive media work room, one radio/television interview room and a kitchen for media members.

Lucarelli, 78, worked with Cleveland media for more than 50 years and has been affiliated with the Cleveland Browns organization since 1975 with responsibilities in player relations, media services and alumni relations. Lucarelli called the naming of the media center "one of the biggest thrills of my life."

The Cleveland Chapter of the Professional Football Writers of America (PFWA) has named its "Good Guy Award" for Lucarelli. The Good Guy Award is given annually for cooperation with the media and for the way a player carries himself in the community and with his teammates. The National Football Foundation (Northeast Ohio Chapter) Lifetime Achievement Award is also named for Lucarelli.

CLEVELAND BROWNS TRAINING CAMP HISTORY

The training and administrative complex is host to the Browns 2012 training camp, which marks the 18th time (1992-95, 1999-2012) the Browns have conducted training camp at the facility.

Bowling Green State University.....	1946-51
Hiram College.....	1952-74
Kent State University.....	1975-81
Lakeland Community College.....	1982-91
Berea.....	1992-95, 1999-2012

INDEX OF BROWNS INTERESTING FACTS

1,000-yard Rushers, Tandem	85	Little, Greg Receptions	59
All-Decade Team, NFL, Browns on	131	Metcalfe, Eric, Two Punt Returns Touchdowns in Same Game	145
Bademosi, Johnson Special Teams Tackles.....	80	Monday Night Football, First Game.....	26
Benjamin, Travis Big Plays.....	95	Opponents, Browns 2014	278
Brown, Jim 100-yard Performances	57	Player Limits, NFL	230
Browns, Jim NFL MVP.....	30	Pro Bowl, Most Browns Selections.....	134
Brown, Paul Innovations.....	154	Procedures, Overtime NFL.....	107
Browns, 1950 Championship Team.....	270	Rookie Leaders, 2012	103
Browns, 1964 Championship Team.....	188	Rookie Trifecta.....	53
Championships, Consecutive by Browns	187	Rookie Starts, 2012	91
Coldest Games, Cleveland History.....	113	Schwartz, Mitchell.....	185
Colleges, Browns Drafted By.....	165	Season Finales.....	23
Comebacks, Largest by Browns and Opponents	265	Settle, John, 1,000 Yards.....	135
Compensatory Picks, by Browns.....	164	Super Bowl Champions, Browns vs.	27
Every Play, 2012.....	29	Takeaway Leaders, NFL 2012.....	94
Hall of Fame, Browns in	126	Undrafted Rookies, Browns on Opening Day	269
Free Agency, NFL Movement	253	Waivers, NFL.....	223
Guide, Pronunciation	233	Warmest Games, Cleveland History.....	113
Kruger, Paul.....	234	Weeden, Brandon Passing Yards.....	49

PNC BANK CLEVELAND BROWNS RADIO NETWORK

In one of the most expansive radio rights deals in the NFL, the Browns in 2013 entered a long-term partnership with two local all-sports stations, CBS Radio's 92.3 The Fan (WKRK-FM) and ESPN 850 WKNR, to broadcast all Browns games. CBS Radio's WNCX (98.5 FM) will also carry live game action beginning in 2013, as the team will have a triplecast of games in the local market. The stations will serve as the flagship stations on the PNC Bank Cleveland Browns Radio Network. In addition to game broadcasts, more than 1,000 hours of Browns-related shows will air on the PNC Bank Cleveland Browns Radio Network on an annual basis.

The talent lineup for the broadcast team features WKYC Channel 3 Sports Anchor Jim Donovan as the play-by-play announcer, former Browns offensive tackle Doug Dieken as analyst and Jamir Howerton of www.ClevelandBrowns.com as sideline reporter. ESPN 850 WKNR's Michael Reghi will handle the play-by-play for the four preseason contests.



JIM DONOVAN
Play-by-Play
Announcer



DOUG DIEKEN
Analyst



JAMIR HOWERTON
Sideline Reporter



MICHAEL REGHI
Preseason Play-by-
Play Announcer



CLEVELAND BROWNS DAILY, DRIVEN BY LIBERTY FORD

"Cleveland Browns Daily, Driven by Liberty Ford," debuted as a one-hour program in 2011 and expanded to two hours in July of 2013. Veteran NFL journalist, author and radio host Vic Carucci re-joined the Browns in 2011 to launch the show, which is devoted entirely to the team and the NFL. Fantasy expert and radio personality Nathan Zegura was added as a co-host once the program went to two hours. In addition, former NFL player and ESPN Cleveland host Je'Rod Cherry will join the show as a contributing host, and will appear in-studio regularly throughout the year.

The show airs on ESPN 850 WKNR, Monday through Friday from 1:00 - 3:00 p.m., 52 weeks a year. "Cleveland Browns Daily, Driven by Liberty Ford" offers comprehensive coverage and analysis of the team both on and off the field. The show is also streamed live on www.ClevelandBrowns.com and www.espnccleveland.com.

Regular contributors to the show include the voice of the Browns, Jim Donovan, radio analyst Doug Dieken and sideline reporter Jamir Howerton. Guests consist of members of the Browns front office, alumni and various personalities from the football industry.



VIC CARUCCI



NATHAN ZEGURA



2013 NFL SCHEDULE

(All times eastern)

FIRST WEEKEND

THURSDAY, SEPTEMBER 5

BALTIMORE RAVENS AT DENVER BRONCOS 8:30p

SUNDAY, SEPTEMBER 8

NEW ENGLAND PATRIOTS AT BUFFALO BILLS 1:00p
SEATTLE SEAHAWKS AT CAROLINA PANTHERS 1:00p
CINCINNATI BENGALS AT CHICAGO BEARS 1:00p
MIAMI DOLPHINS AT CLEVELAND BROWNS 1:00p
MINNESOTA VIKINGS AT DETROIT LIONS 1:00p
OAKLAND RAIDERS AT INDIANAPOLIS COLTS 1:00p
KANSAS CITY CHIEFS AT JACKSONVILLE JAGUARS 1:00p
ATLANTA FALCONS AT NEW ORLEANS SAINTS 1:00p
TAMPA BAY BUCCANEERS AT N.Y. JETS 1:00p
TENNESSEE TITANS AT PITTSBURGH STEELERS 1:00p
ARIZONA CARDINALS AT ST. LOUIS RAMS 4:25p
GREEN BAY PACKERS AT SAN FRANCISCO 49ERS 4:25p
N.Y. GIANTS AT DALLAS COWBOYS 8:30p

MONDAY, SEPTEMBER 9

PHILADELPHIA EAGLES AT WASHINGTON REDSKINS 7:10p
HOUSTON TEXANS AT SAN DIEGO CHARGERS 10:20p

SECOND WEEKEND

THURSDAY, SEPTEMBER 12

N.Y. JETS AT NEW ENGLAND PATRIOTS 8:25p

SUNDAY, SEPTEMBER 15

ST. LOUIS RAMS AT ATLANTA FALCONS 1:00p
CLEVELAND BROWNS AT BALTIMORE RAVENS 1:00p
CAROLINA PANTHERS AT BUFFALO BILLS 1:00p
MINNESOTA VIKINGS AT CHICAGO BEARS 1:00p
WASHINGTON REDSKINS AT GREEN BAY PACKERS 1:00p
TENNESSEE TITANS AT HOUSTON TEXANS 1:00p
MIAMI DOLPHINS AT INDIANAPOLIS COLTS 1:00p
DALLAS COWBOYS AT KANSAS CITY CHIEFS 1:00p
SAN DIEGO CHARGERS AT PHILADELPHIA EAGLES 1:00p
DETROIT LIONS AT ARIZONA CARDINALS 4:05p
NEW ORLEANS SAINTS AT TAMPA BAY BUCCANEERS 4:05p
DENVER BRONCOS AT N.Y. GIANTS 4:25p
JACKSONVILLE JAGUARS AT OAKLAND RAIDERS 4:25p
SAN FRANCISCO 49ERS AT SEATTLE SEAHAWKS 8:30p

MONDAY, SEPTEMBER 16

PITTSBURGH STEELERS AT CINCINNATI BENGALS 8:40p

THIRD WEEKEND

THURSDAY, SEPTEMBER 19

KANSAS CITY CHIEFS AT PHILADELPHIA EAGLES 8:25p

SUNDAY, SEPTEMBER 22

HOUSTON TEXANS AT BALTIMORE RAVENS 1:00p
GREEN BAY PACKERS AT CINCINNATI BENGALS 1:00p
N.Y. GIANTS AT CAROLINA PANTHERS 1:00p
ST. LOUIS RAMS AT DALLAS COWBOYS 1:00p
CLEVELAND BROWNS AT MINNESOTA VIKINGS 1:00p
TAMPA BAY BUCCANEERS AT NEW ENGLAND PATRIOTS 1:00p
ARIZONA CARDINALS AT NEW ORLEANS SAINTS 1:00p
SAN DIEGO CHARGERS AT TENNESSEE TITANS 1:00p
DETROIT LIONS AT WASHINGTON REDSKINS 1:00p
ATLANTA FALCONS AT MIAMI DOLPHINS 4:05p
BUFFALO BILLS AT N.Y. JETS 4:25p
INDIANAPOLIS COLTS AT SAN FRANCISCO 49ERS 4:25p
JACKSONVILLE JAGUARS AT SEATTLE SEAHAWKS 4:25p
CHICAGO BEARS AT PITTSBURGH STEELERS 8:30p

MONDAY, SEPTEMBER 23

OAKLAND RAIDERS AT DENVER BRONCOS 8:40p

FOURTH WEEKEND

THURSDAY, SEPTEMBER 26

(BYES: CAROLINA, GREEN BAY)

SAN FRANCISCO 49ERS AT ST. LOUIS RAMS 8:25p

SUNDAY, SEPTEMBER 29

BALTIMORE RAVENS AT BUFFALO BILLS 1:00p
CINCINNATI BENGALS AT CLEVELAND BROWNS 1:00p
CHICAGO BEARS AT DETROIT LIONS 1:00p
SEATTLE SEAHAWKS AT HOUSTON TEXANS 1:00p
INDIANAPOLIS COLTS AT JACKSONVILLE JAGUARS 1:00p
N.Y. GIANTS AT KANSAS CITY CHIEFS 1:00p
PITTSBURGH STEELERS AT MINNESOTA VIKINGS (LONDON) 1:00p
ARIZONA CARDINALS AT TAMPA BAY BUCCANEERS 1:00p
N.Y. JETS AT TENNESSEE TITANS 4:05p
PHILADELPHIA EAGLES AT DENVER BRONCOS 4:25p
WASHINGTON REDSKINS AT OAKLAND RAIDERS 4:25p
DALLAS COWBOYS AT SAN DIEGO CHARGERS 4:25p
NEW ENGLAND PATRIOTS AT ATLANTA FALCONS 8:30p

MONDAY, SEPTEMBER 30

MIAMI DOLPHINS AT NEW ORLEANS SAINTS 8:40p

FIFTH WEEKEND

THURSDAY, OCTOBER 3

(BYES: MINNESOTA, PITTSBURGH, TAMPA BAY, WASHINGTON)

BUFFALO BILLS AT CLEVELAND BROWNS 8:25p

SUNDAY, OCTOBER 6

NEW ORLEANS SAINTS AT CHICAGO BEARS 1:00p
NEW ENGLAND PATRIOTS AT CINCINNATI BENGALS 1:00p
DETROIT LIONS AT GREEN BAY PACKERS 1:00p
SEATTLE SEAHAWKS AT INDIANAPOLIS COLTS 1:00p
BALTIMORE RAVENS AT MIAMI DOLPHINS 1:00p
PHILADELPHIA EAGLES AT N.Y. GIANTS 1:00p
JACKSONVILLE JAGUARS AT ST. LOUIS RAMS 1:00p
KANSAS CITY CHIEFS AT TENNESSEE TITANS 1:00p
CAROLINA PANTHERS AT ARIZONA CARDINALS 4:05p
DENVER BRONCOS AT DALLAS COWBOYS 4:25p
SAN DIEGO CHARGERS AT OAKLAND RAIDERS 4:25p
HOUSTON TEXANS AT SAN FRANCISCO 49ERS 8:30p

MONDAY, OCTOBER 7

N.Y. JETS AT ATLANTA FALCONS 8:40p

SIXTH WEEKEND

THURSDAY, OCTOBER 10

(BYES: ATLANTA, MIAMI)

N.Y. GIANTS AT CHICAGO BEARS 8:25p

SUNDAY, OCTOBER 13

GREEN BAY PACKERS AT BALTIMORE RAVENS 1:00p
CINCINNATI BENGALS AT BUFFALO BILLS 1:00p
DETROIT LIONS AT CLEVELAND BROWNS 1:00p
ST. LOUIS RAMS AT HOUSTON TEXANS 1:00p
OAKLAND RAIDERS AT KANSAS CITY CHIEFS 1:00p
CAROLINA PANTHERS AT MINNESOTA VIKINGS 1:00p
PITTSBURGH STEELERS AT N.Y. JETS 1:00p
PHILADELPHIA EAGLES AT TAMPA BAY BUCCANEERS 1:00p
JACKSONVILLE JAGUARS AT DENVER BRONCOS 4:05p
TENNESSEE TITANS AT SEATTLE SEAHAWKS 4:05p
NEW ORLEANS SAINTS AT NEW ENGLAND PATRIOTS 4:25p
ARIZONA CARDINALS AT SAN FRANCISCO 49ERS 4:25p
WASHINGTON REDSKINS AT DALLAS COWBOYS 8:30p

MONDAY, OCTOBER 14

INDIANAPOLIS COLTS AT SAN DIEGO CHARGERS.....8:40p

SEVENTH WEEKEND**THURSDAY, OCTOBER 17**

(BYES: NEW ORLEANS, OAKLAND)

SEATTLE SEAHAWKS AT ARIZONA CARDINALS.....8:25p

SUNDAY, OCTOBER 20

TAMPA BAY BUCCANEERS AT ATLANTA FALCONS.....1:00p

ST. LOUIS RAMS AT CAROLINA PANTHERS.....1:00p

CINCINNATI BENGALS AT DETROIT LIONS.....1:00p

SAN DIEGO CHARGERS AT JACKSONVILLE JAGUARS.....1:00p

HOUSTON TEXANS AT KANSAS CITY CHIEFS.....1:00p

BUFFALO BILLS AT MIAMI DOLPHINS.....1:00p

NEW ENGLAND PATRIOTS AT N.Y. JETS.....1:00p

DALLAS COWBOYS AT PHILADELPHIA EAGLES.....1:00p

CHICAGO BEARS AT WASHINGTON REDSKINS.....1:00p

SAN FRANCISCO 49ERS AT TENNESSEE TITANS.....4:05p

CLEVELAND BROWNS AT GREEN BAY PACKERS.....4:25p

BALTIMORE RAVENS AT PITTSBURGH STEELERS.....4:25p

DENVER BRONCOS AT INDIANAPOLIS COLTS.....8:30p

MONDAY, OCTOBER 21

MINNESOTA VIKINGS AT N.Y. GIANTS.....8:40p

EIGHTH WEEKEND**THURSDAY, OCTOBER 24**

(BYES: BALTIMORE, CHICAGO, HOUSTON, INDIANAPOLIS, SAN DIEGO, TENNESSEE)

CAROLINA PANTHERS AT TAMPA BAY BUCCANEERS.....8:25p

SUNDAY, OCTOBER 27

DALLAS COWBOYS AT DETROIT LIONS.....1:00p

SAN FRANCISCO 49ERS AT JACKSONVILLE JAGUARS (LONDON).....1:00p

CLEVELAND BROWNS AT KANSAS CITY CHIEFS.....1:00p

MIAMI DOLPHINS AT NEW ENGLAND PATRIOTS.....1:00p

BUFFALO BILLS AT NEW ORLEANS SAINTS.....1:00p

N.Y. GIANTS AT PHILADELPHIA EAGLES.....1:00p

PITTSBURGH STEELERS AT OAKLAND RAIDERS.....4:05p

N.Y. JETS AT CINCINNATI BENGALS.....4:05p

ATLANTA FALCONS AT ARIZONA CARDINALS.....4:25p

WASHINGTON REDSKINS AT DENVER BRONCOS.....4:25p

GREEN BAY PACKERS AT MINNESOTA VIKINGS.....8:30p

MONDAY, OCTOBER 28

SEATTLE SEAHAWKS AT ST. LOUIS RAMS.....8:40p

NINTH WEEKEND**THURSDAY, OCTOBER 31**

(BYES: ARIZONA, DENVER, DETROIT, JACKSONVILLE, N.Y. GIANTS, SAN FRANCISCO)

CINCINNATI BENGALS AT MIAMI DOLPHINS.....8:25p

SUNDAY, NOVEMBER 3

KANSAS CITY CHIEFS AT BUFFALO BILLS.....1:00p

ATLANTA FALCONS AT CAROLINA PANTHERS.....1:00p

MINNESOTA VIKINGS AT DALLAS COWBOYS.....1:00p

NEW ORLEANS SAINTS AT N.Y. JETS.....1:00p

TENNESSEE TITANS AT ST. LOUIS RAMS.....1:00p

SAN DIEGO CHARGERS AT WASHINGTON REDSKINS.....1:00p

PHILADELPHIA EAGLES AT OAKLAND RAIDERS.....4:05p

TAMPA BAY BUCCANEERS AT SEATTLE SEAHAWKS.....4:05p

BALTIMORE RAVENS AT CLEVELAND BROWNS.....4:25p

PITTSBURGH STEELERS AT NEW ENGLAND PATRIOTS.....4:25p

INDIANAPOLIS COLTS AT HOUSTON TEXANS.....8:30p

MONDAY, NOVEMBER 4

CHICAGO BEARS AT GREEN BAY PACKERS.....8:40p

TENTH WEEKEND**THURSDAY, NOVEMBER 7**

(BYES: CLEVELAND, KANSAS CITY, NEW ENGLAND, N.Y. JETS)

WASHINGTON REDSKINS AT MINNESOTA VIKINGS.....8:25p

SUNDAY, NOVEMBER 10

SEATTLE SEAHAWKS AT ATLANTA FALCONS.....1:00p

CINCINNATI BENGALS AT BALTIMORE RAVENS.....1:00p

DETROIT LIONS AT CHICAGO BEARS.....1:00p

PHILADELPHIA EAGLES AT GREEN BAY PACKERS.....1:00p

ST. LOUIS RAMS AT INDIANAPOLIS COLTS.....1:00p

OAKLAND RAIDERS AT N.Y. GIANTS.....1:00p

BUFFALO BILLS AT PITTSBURGH STEELERS.....1:00p

JACKSONVILLE JAGUARS AT TENNESSEE TITANS.....1:00p

CAROLINA PANTHERS AT SAN FRANCISCO 49ERS.....4:05p

HOUSTON TEXANS AT ARIZONA CARDINALS.....4:25p

DENVER BRONCOS AT SAN DIEGO CHARGERS.....4:25p

DALLAS COWBOYS AT NEW ORLEANS SAINTS.....8:30p

MONDAY, NOVEMBER 11

MIAMI DOLPHINS AT TAMPA BAY BUCCANEERS.....8:40p

ELEVENTH WEEKEND**THURSDAY, NOVEMBER 14**

(BYES: DALLAS, ST. LOUIS)

INDIANAPOLIS COLTS AT TENNESSEE TITANS.....8:25p

SUNDAY, NOVEMBER 17

N.Y. JETS AT BUFFALO BILLS.....1:00p

BALTIMORE RAVENS AT CHICAGO BEARS.....1:00p

CLEVELAND BROWNS AT CINCINNATI BENGALS.....1:00p

OAKLAND RAIDERS AT HOUSTON TEXANS.....1:00p

ARIZONA CARDINALS AT JACKSONVILLE JAGUARS.....1:00p

SAN DIEGO CHARGERS AT MIAMI DOLPHINS.....1:00p

WASHINGTON REDSKINS AT PHILADELPHIA EAGLES.....1:00p

DETROIT LIONS AT PITTSBURGH STEELERS.....1:00p

ATLANTA FALCONS AT TAMPA BAY BUCCANEERS.....1:00p

KANSAS CITY CHIEFS AT DENVER BRONCOS.....4:05p

SAN FRANCISCO 49ERS AT NEW ORLEANS SAINTS.....4:25p

MINNESOTA VIKINGS AT SEATTLE SEAHAWKS.....4:25p

GREEN BAY PACKERS AT N.Y. GIANTS*.....8:30p

MONDAY, NOVEMBER 18

NEW ENGLAND PATRIOTS AT CAROLINA PANTHERS.....8:40p

TWELFTH WEEKEND**THURSDAY, NOVEMBER 21**

(BYES: BUFFALO, CINCINNATI, PHILADELPHIA, SEATTLE)

NEW ORLEANS SAINTS AT ATLANTA FALCONS.....8:25p

SUNDAY, NOVEMBER 24

N.Y. JETS AT BALTIMORE RAVENS.....1:00p

PITTSBURGH STEELERS AT CLEVELAND BROWNS.....1:00p

TAMPA BAY BUCCANEERS AT DETROIT LIONS.....1:00p

MINNESOTA VIKINGS AT GREEN BAY PACKERS.....1:00p

JACKSONVILLE JAGUARS AT HOUSTON TEXANS.....1:00p

SAN DIEGO CHARGERS AT KANSAS CITY CHIEFS.....1:00p

CAROLINA PANTHERS AT MIAMI DOLPHINS.....1:00p

CHICAGO BEARS AT ST. LOUIS RAMS.....1:00p

INDIANAPOLIS COLTS AT ARIZONA CARDINALS.....4:05p

TENNESSEE TITANS AT OAKLAND RAIDERS.....4:05p

DALLAS COWBOYS AT N.Y. GIANTS.....4:25p

DENVER BRONCOS AT NEW ENGLAND PATRIOTS*.....8:30p

MONDAY, NOVEMBER 25

SAN FRANCISCO 49ERS AT WASHINGTON REDSKINS.....8:40p

THIRTEENTH WEEKEND

THURSDAY, NOVEMBER 28

GREEN BAY PACKERS AT DETROIT LIONS.....	12:30p
OAKLAND RAIDERS AT DALLAS COWBOYS	4:30p
PITTSBURGH STEELERS AT BALTIMORE RAVENS	8:30p

SUNDAY, DECEMBER 1

TAMPA BAY BUCCANEERS AT CAROLINA PANTHERS	1:00p
JACKSONVILLE JAGUARS AT CLEVELAND BROWNS	1:00p
TENNESSEE TITANS AT INDIANAPOLIS COLTS	1:00p
DENVER BRONCOS AT KANSAS CITY CHIEFS	1:00p
CHICAGO BEARS AT MINNESOTA VIKINGS.....	1:00p
MIAMI DOLPHINS AT N.Y. JETS	1:00p
ARIZONA CARDINALS AT PHILADELPHIA EAGLES	1:00p
ATLANTA FALCONS AT BUFFALO BILLS (TORONTO)	4:05p
ST. LOUIS RAMS AT SAN FRANCISCO 49ERS.....	4:05p
NEW ENGLAND PATRIOTS AT HOUSTON TEXANS.....	4:25p
CINCINNATI BENGALS AT SAN DIEGO CHARGERS	4:25p
N.Y. GIANTS AT WASHINGTON REDSKINS*	8:30p

MONDAY, DECEMBER 2

NEW ORLEANS SAINTS AT SEATTLE SEAHAWKS	8:40p
--	-------

FOURTEENTH WEEKEND

THURSDAY, DECEMBER 5

HOUSTON TEXANS AT JACKSONVILLE JAGUARS	8:25p
--	-------

SUNDAY, DECEMBER 8

MINNESOTA VIKINGS AT BALTIMORE RAVENS.....	1:00p
INDIANAPOLIS COLTS AT CINCINNATI BENGALS	1:00p
CLEVELAND BROWNS AT NEW ENGLAND PATRIOTS.....	1:00p
OAKLAND RAIDERS AT N.Y. JETS	1:00p
CAROLINA PANTHERS AT NEW ORLEANS SAINTS	1:00p
DETROIT LIONS AT PHILADELPHIA EAGLES	1:00p
MIAMI DOLPHINS AT PITTSBURGH STEELERS	1:00p
BUFFALO BILLS AT TAMPA BAY BUCCANEERS	1:00p
KANSAS CITY CHIEFS AT WASHINGTON REDSKINS	1:00p
TENNESSEE TITANS AT DENVER BRONCOS	4:05p
ST. LOUIS RAMS AT ARIZONA CARDINALS	4:25p
N.Y. GIANTS AT SAN DIEGO CHARGERS.....	4:25p
SEATTLE SEAHAWKS AT SAN FRANCISCO 49ERS	4:25p
ATLANTA FALCONS AT GREEN BAY PACKERS*	8:30p

MONDAY, DECEMBER 9

DALLAS COWBOYS AT CHICAGO BEARS	8:40p
---------------------------------------	-------

FIFTEENTH WEEKEND

THURSDAY, DECEMBER 12

SAN DIEGO CHARGERS AT DENVER BRONCOS	8:25p
--	-------

SUNDAY, DECEMBER 15

WASHINGTON REDSKINS AT ATLANTA FALCONS	1:00p
CHICAGO BEARS AT CLEVELAND BROWNS	1:00p
HOUSTON TEXANS AT INDIANAPOLIS COLTS	1:00p
BUFFALO BILLS AT JACKSONVILLE JAGUARS	1:00p

NEW ENGLAND PATRIOTS AT MIAMI DOLPHINS	1:00p
PHILADELPHIA EAGLES AT MINNESOTA VIKINGS	1:00p
SEATTLE SEAHAWKS AT N.Y. GIANTS	1:00p
NEW ORLEANS SAINTS AT ST. LOUIS RAMS	1:00p
SAN FRANCISCO 49ERS AT TAMPA BAY BUCCANEERS	1:00p
ARIZONA CARDINALS AT TENNESSEE TITANS.....	1:00p
N.Y. JETS AT CAROLINA PANTHERS	4:05p
KANSAS CITY CHIEFS AT OAKLAND RAIDERS.....	4:05p
GREEN BAY PACKERS AT DALLAS COWBOYS.....	4:25p
CINCINNATI BENGALS AT PITTSBURGH STEELERS*	8:30p

MONDAY, DECEMBER 16

BALTIMORE RAVENS AT DETROIT LIONS	8:40p
---	-------

SIXTEENTH WEEKEND

SUNDAY, DECEMBER 22

MIAMI DOLPHINS AT BUFFALO BILLS	1:00p
NEW ORLEANS SAINTS AT CAROLINA PANTHERS	1:00p
MINNESOTA VIKINGS AT CINCINNATI BENGALS	1:00p
DENVER BRONCOS AT HOUSTON TEXANS	1:00p
TENNESSEE TITANS AT JACKSONVILLE JAGUARS	1:00p
INDIANAPOLIS COLTS AT KANSAS CITY CHIEFS	1:00p
CLEVELAND BROWNS AT N.Y. JETS	1:00p
CHICAGO BEARS AT PHILADELPHIA EAGLES	1:00p
TAMPA BAY BUCCANEERS AT ST. LOUIS RAMS	1:00p
DALLAS COWBOYS AT WASHINGTON REDSKINS.....	1:00p
N.Y. GIANTS AT DETROIT LIONS.....	4:05p
ARIZONA CARDINALS AT SEATTLE SEAHAWKS	4:05p
PITTSBURGH STEELERS AT GREEN BAY PACKERS	4:25p
OAKLAND RAIDERS AT SAN DIEGO CHARGERS	4:25p
NEW ENGLAND PATRIOTS AT BALTIMORE RAVENS*	8:30p

MONDAY, DECEMBER 23

ATLANTA FALCONS AT SAN FRANCISCO 49ERS	8:40p
--	-------

SEVENTEENTH WEEKEND

SUNDAY, DECEMBER 29

CAROLINA PANTHERS AT ATLANTA FALCONS	1:00p
GREEN BAY PACKERS AT CHICAGO BEARS	1:00p
BALTIMORE RAVENS AT CINCINNATI BENGALS	1:00p
PHILADELPHIA EAGLES AT DALLAS COWBOYS	1:00p
JACKSONVILLE JAGUARS AT INDIANAPOLIS COLTS	1:00p
N.Y. JETS AT MIAMI DOLPHINS	1:00p
DETROIT LIONS AT MINNESOTA VIKINGS	1:00p
BUFFALO BILLS AT NEW ENGLAND PATRIOTS.....	1:00p
TAMPA BAY BUCCANEERS AT NEW ORLEANS SAINTS	1:00p
WASHINGTON REDSKINS AT N.Y. GIANTS	1:00p
CLEVELAND BROWNS AT PITTSBURGH STEELERS	1:00p
HOUSTON TEXANS AT TENNESSEE TITANS	1:00p
SAN FRANCISCO 49ERS AT ARIZONA CARDINALS	4:25p
DENVER BRONCOS AT OAKLAND RAIDERS.....	4:25p
KANSAS CITY CHIEFS AT SAN DIEGO CHARGERS	4:25p
ST. LOUIS RAMS AT SEATTLE SEAHAWKS	4:25p

* - Sunday night game in Week 17 TBD

SNEAK PEEK AT 2014

Fourteen of the Browns' 16 opponents for 2014 have already been determined. In addition to home and away games against each of their three AFC North division rivals, the Browns will welcome Houston, Indianapolis, New Orleans and Tampa Bay to FirstEnergy Stadium. On the road, the Browns will face Atlanta, Carolina, Jacksonville and Tennessee. Also at home, the club will host the AFC West team that finishes in the same position this year as the Browns. They will also play a road contest against the AFC East team that finished in the same place as the Browns.



**Call today for an
appointment today.**

855.411.DAWG



Cleveland Clinic

Every life deserves world class care.

There's no place like home.



We're proud to support our hometown Cleveland Browns.
Just another way we're bringing good energy to the community.

FirstEnergy[®]