



**UNITE.**

# **CLEVELAND BROWNS** **2012 MEDIA GUIDE**



**CLEVELANDBROWNS.COM**



## for the achiever in you.™

It's why we do everything we do.

For helping you budget what you spend.

For growing what you save.

And for splurging when you can.

For planning, investing, performing,

And living happily ever after. And happily today.

For managing your wealth.

For seeing exactly where you stand,

So you know exactly where you're headed.

For helping you keep your cash flowing,

Your business growing, and your expectations rising.

Stop by a branch or visit [pnc.com](http://pnc.com) to let us know  
what we can do to help you achieve.




**PNC BANK**



# ALFRED LERNER

1933-2002

NEVER FORGOTTEN. ALWAYS WITH US.



## A PROUD TRADITION - A BRIGHT FUTURE




Randy Lerner (left) and Al Lerner



Mike Holmgren

*"The Cleveland Browns are a franchise with not only a rich tradition and heritage, but an outstanding fan base that spans worldwide. The Browns have a wonderful, wonderful history, and being here has provided me an opportunity to continue a legacy of success that dates back to 1946. Everything that we look to accomplish as an organization will be done as a group, with the following four priorities in mind; our Team, our Fans, our Community and our Heritage. Each one is an important element in what we are striving to attain. Nothing excites me more than the challenge of getting the team back to where they should be. And I'm talking about the playoffs and potentially the Super Bowl. That's the goal of every organization in this business."*

**-Mike Holmgren**





## 2012 CLEVELAND BROWNS PRESEASON SCHEDULE

DATE	OPPONENT	TIME	NETWORK
Fri., Aug. 10	at Detroit Lions	7:30 p.m.	WOIO
Thurs., Aug. 16	at Green Bay Packers	8:00 p.m.	WKYC
<b>FRI., AUG. 24</b>	<b>PHILADELPHIA EAGLES</b>	<b>7:30 P.M.</b>	<b>WKYC</b>
<b>THURS., AUG. 30</b>	<b>CHICAGO BEARS</b>	<b>7:30 P.M.</b>	<b>WKYC</b>

**HOME GAMES. All times Eastern.**

All preseason games will be broadcast on the Cleveland Browns Radio Network (WMMS 100.7)

## 2012 CLEVELAND BROWNS REGULAR SEASON SCHEDULE

DATE	OPPONENT	TIME	NETWORK
<b>SUN., SEPT. 9</b>	<b>PHILADELPHIA EAGLES</b>	<b>1:00 P.M.</b>	<b>FOX</b>
Sun., Sept. 16	at Cincinnati Bengals	1:00 p.m.	CBS
<b>SUN., SEPT. 23</b>	<b>BUFFALO BILLS</b>	<b>1:00 P.M.</b>	<b>CBS</b>
Thurs., Sept. 27	at Baltimore Ravens	8:20 p.m.	NFL NETWORK
Sun., Oct. 7	at New York Giants	1:00 p.m.	CBS
<b>SUN., OCT. 14</b>	<b>CINCINNATI BENGALS</b>	<b>1:00 P.M.</b>	<b>CBS</b>
Sun., Oct. 21	at Indianapolis Colts	1:00 p.m.	CBS
<b>SUN., OCT. 28</b>	<b>SAN DIEGO CHARGERS</b>	<b>1:00 P.M.</b>	<b>CBS</b>
<b>SUN., NOV. 4</b>	<b>BALTIMORE RAVENS</b>	<b>1:00 P.M.</b>	<b>CBS</b>
Sun., Nov. 11	BYE WEEK		
Sun., Nov. 18	at Dallas Cowboys	1:00 p.m.	CBS*
<b>SUN., NOV. 25</b>	<b>PITTSBURGH STEELERS</b>	<b>1:00 P.M.</b>	<b>CBS*</b>
Sun., Dec. 2	at Oakland Raiders	4:25 p.m.	CBS*
<b>SUN., DEC. 9</b>	<b>KANSAS CITY CHIEFS</b>	<b>1:00 P.M.</b>	<b>CBS*</b>
<b>SUN., DEC. 16</b>	<b>WASHINGTON REDSKINS</b>	<b>1:00 P.M.</b>	<b>FOX*</b>
Sun., Dec. 23	at Denver Broncos	4:05 p.m.	CBS*
Sun., Dec. 30	at Pittsburgh Steelers	1:00 p.m.	CBS*

**HOME GAMES. All times Eastern.**

\*Due to NFL Flexible Scheduling, game times are subject to change

All regular season games will be broadcast on the Cleveland Browns Radio Network (WMMS 100.7)

## TEAM INFORMATION

### CLEVELAND BROWNS TRAINING AND ADMINISTRATIVE COMPLEX

76 Lou Groza Boulevard  
Berea, Ohio 44017  
(440) 891-5000

### CLEVELAND BROWNS STADIUM

100 Alfred Lerner Way  
Cleveland, Ohio 44114  
(440) 891-5001

### CLEVELAND BROWNS TICKET OFFICE

100 Alfred Lerner Way  
Cleveland, Ohio 44114  
(440) 891-5050  
(888) 891-1999 (toll free)

### CLEVELAND BROWNS TEAM SHOP

(440) 824-3427  
(877) 746-8326 (toll free)

### GRIDIRON GRILLE AT CLEVELAND BROWNS STADIUM

(440) 824-3436

### CLEVELAND BROWNS STADIUM TOURS

(440) 824-3361

### TICKET SALES

(440) 824-3434

### FAN SQUAD

(440) 824-6284

# INDEX

<b>A</b>	
All-League Selections.....	141
Attendance, All-Time.....	238
Assistant Coaches (1946-95, 1999-2011).....	162
Award Winners, NFL.....	140
Award Winners, Team.....	143

<b>B</b>	
Biographies	
Coaching Staff.....	19-34
Draft Choices, 2012.....	100-104
Football Support Staff.....	38-39
Front Office.....	14-18
Player Personnel.....	34
Scouts.....	35-37
Supplemental Draft Choice, 2012.....	112
Undrafted and First-Year Free Agents.....	104-112
Veterans.....	47-100
Browns Backers Worldwide.....	83
Browns Interesting Facts, Index of.....	281

<b>C</b>	
Calendar, NFL 2012-2013.....	39
Cleveland Browns Stadium.....	279-280
Community, Browns in the.....	5-9
Complex, Browns Training and Administrative.....	281

<b>D</b>	
Directory, Browns Staff.....	12-13
Draft Choices, All-Time.....	163-172
Draft Choices, by College.....	173
Draft, 1999 Expansion.....	174

<b>F</b>	
Free Agency, (1993-95, 1999-2012).....	174-175
Free Agents, "Plan B" (1989-92).....	175

<b>H</b>	
Hall of Fame, Browns in.....	136-139
Heritage Hall.....	11
History, Browns.....	133-134

<b>I</b>	
Instant Replay, NFL.....	287

<b>L</b>	
Last Time.....	278
Legends, Cleveland Browns.....	11
Longest Plays, Browns History.....	243

<b>M</b>	
Media Center, Dino Lucarelli.....	281

<b>N</b>	
Name, Browns.....	134
Numbers	
Jersey, All-Time.....	153-161
Retired Uniform.....	135

<b>O</b>	
Overtime, Browns in.....	186-187

<b>P</b>	
Participation Chart, 2011.....	120
Prime Time, Browns on.....	189

Pro Bowl Selections	
By Player.....	142
By Year.....	141
Pronunciation Guide.....	240
Programming, Radio and TV 2012.....	283

<b>R</b>	
Radio Network, Browns.....	282
Ranking by Yards (Since 1971).....	186
Records	
100-Yard Receiving Games.....	274-276
100-Yard Rusher, 100-Yard Receiver or 300-Yard	
Passer in same Game.....	277
100-Yard Rushing Games.....	270-272
300-Yard Passing Games.....	273
Browns vs. Opponents.....	185
Head Coaches'.....	161
Individual.....	244-250
Opponents' Single-Game.....	259-260
Rookie.....	257-259
Team.....	250-257

Results	
2011, Regular Season & Preseason.....	117
Playoff.....	237
Preseason, All-Time.....	190-192
Regular Season, All-Time.....	193-235
Year-by-Year.....	236
Ring of Honor.....	11
Rosters	
All-Time.....	144-153
Alphabetical, 2012.....	113
Numerical, 2012.....	114

<b>S</b>	
Schedule, 2012 Browns.....	3
Schedule, 2012 NFL.....	284-286
Series, All-Time Game-by-Game.....	178-185
Shutouts, All-Time.....	188
Staff, Browns.....	40-46
Standings, 2011 NFL Final.....	116-117
Statistics	
Final, 2011.....	118-119
Game-by-Game, 2011.....	121-123
Superlatives, 2011.....	124
Summaries, 2011 Week-By-Week.....	125-132

<b>T</b>	
Tie-Breaking Procedures, NFL.....	288
Top 10	
Career.....	239-240
Game Performances.....	242
Seasons.....	241
Trade History (1999-2012).....	176-177
Training Camp History.....	281
Transactions, 2012.....	115

<b>Y</b>	
Year-By-Year Leaders.....	261-269

## NATE WALLACK/CLEVELAND BROWNS EDUCATION FUND

Each year the Cleveland Browns donate a portion of the proceeds from the sale of the media guide to the Nate Wallack/Cleveland Browns Education Fund at Cleveland State University. In 1981, the Cleveland Browns established a scholarship fund in honor of the Northeast Ohio media. Through annual gifts of \$4,000 beginning in 1984, the Browns supported scholarships for CSU students interested in sports media relations. Nate Wallack, a former PR director of the Browns, was widely viewed as a pioneer in the field of NFL media relations and genuinely revered by his NFL PR colleagues as well as the working sports media. Following Wallack's passing on January 16, 1984, the Browns asked that the CSU fund be named in honor of Nate Wallack. Today, the fund provides annual scholarship support for student interns in CSU's Sports Information Department.





# COMMITMENT

THE CLEVELAND BROWNS ARE COMMITTED TO IMPACTING THE  
COMMUNITY THROUGH EFFORTS FOCUSED ON CITIZENSHIP,  
EDUCATION, HEALTH & WELLNESS AND YOUTH FOOTBALL.



[CLEVELANDBROWNS.COM/COMMUNITY](http://CLEVELANDBROWNS.COM/COMMUNITY)

# BROWNS IN THE COMMUNITY



The Cleveland Browns strive to make a difference in the community through the Cleveland Browns Foundation and community outreach efforts focused on citizenship, education, health & wellness and youth football. Through these outreach programs and initiatives, the Browns give back to the community through volunteerism, funding and creating awareness for causes that reflect the Browns' community focus areas.

## CITIZENSHIP

The Cleveland Browns have a long-standing relationship with the Armed Forces and are committed to giving back to those who serve our country, locally and abroad. Created following the tragedy of 9/11, "Hats Off to Our Heroes" is the Browns signature program focused on recognizing those in the military and local service organizations. Through programming focused on citizenship, the Browns are able to provide unique experiences and volunteer opportunities to those that serve our county and local communities.



Continuing a long-standing partnership with the Marines, the Browns, along with volunteers from Majestic Steel, annually host a gate collection in support of the "Touchdown for Tots" Campaign.



In recognition of Veterans Day, several Browns visited the USO of Northern Ohio headquarters and met with military representatives and their families.



Aligned with the NFL's Salute to Service campaign, the Browns dedicate a home game during the month of November as a way to honor past and present heroes.



Through the NFL USO All Star Tour, Browns offensive lineman Alex Mack traveled overseas to various military installations to spend time with those serving our country.



The "Hats Off to Our Heroes" program was created following the tragedy of 9/11 to honor individuals throughout Northeast Ohio who are committed to making our country safe. During each regular season home game, individuals who serve our local communities and members of the United States Armed Forces are recognized through the Honor Row. On the 10th Anniversary of 9/11, the Honor Row remained open for the first time in history.



## EDUCATION

The Browns are committed to providing educational initiatives to reach all grade levels. From the early years of development, the Browns provide free eye glasses to elementary students to help deflect potential learning challenges, while the Marion Motley Scholarship is offered for high school students interested in pursuing a college education. For the years in between, the Browns offer a variety of programs, including the signature "Touchdown for Reading" program, encouraging kids to track their minutes of reading through their local library branches.



The Browns joined the Cleveland Metropolitan School District to honor and celebrate top students from local schools.



Kids logged more than 3 million minutes of reading through the Browns signature "Touchdown for Reading" program offered to students in grades K-8.



The top 100 students of the Play 60 Challenge were treated to an exclusive grand prize field day at Cleveland Browns Stadium.



In celebration of Black History Month, the Cleveland Browns partnered with the Pro Football Hall of Fame to welcome 150 students from the Cleveland Metropolitan School district to BrownsTown for the inaugural panel discussion, "Personal Reflections: The Positive Effects of Football on Racial Equality."

## HEALTH & WELLNESS

Locally, the Browns offer a variety of school, family and community initiatives with the goal of reaching and educating people of all ages on the importance of maintaining a healthy and active lifestyle. Committed to local causes, the Browns partner with organizations throughout the year to give back to the community. As a featured extension, the Browns Play 60 movement is designed to tackle childhood obesity through increased measures to engage young fans by encouraging them to be active for at least 60 minutes a day.



*Over the last 13 seasons, the Browns have installed 16 play spaces, offering youth a safe place to play and be active.*



*Over the course of the 2011 spring and fall Play 60 Challenges, more than 5 million minutes of physical activity were logged by more than 2,000 7th and 8th grade Northeast Ohio participants.*



*To date, the Cleveland Browns Dr. Charles Drew Blood Drive, in partnership with the American Red Cross, has collected over 6,974 pints of blood, touching 21,000 lives.*



*As an extension of the team's commitment to breast cancer awareness, the club annually partners with the American Cancer Society to host the "Making Strides Walk" at Cleveland Browns Stadium.*

## BROWNS IN THE COMMUNITY ONLINE

To learn more about the Browns' outreach programs please visit [ClevelandBrowns.com/community](http://ClevelandBrowns.com/community). Additionally, an enhanced electronic version of the Cleveland Browns 2011 Community Involvement Report is available for viewing at <http://cir.clevelandbrowns.com>.



## YOUTH FOOTBALL

The Browns continue to evolve as a developmental leader for the game of football by providing year-round programs for coaches, officials, parents and players. In total, more than 5,000 football players, ages 5-18, participate in Cleveland Browns Youth Football initiatives throughout the year.



In 2011, more than 2,500 high school athletes took part in Browns High School Player Development programs, which culminated with the playing of the National 7-on-7 Tournament at Cleveland Browns Stadium.



The Browns launched the High School Game of the Week program where fans can vote for that week's featured contest. In all, more than 2 million Game of the Week votes have been cast on ClevelandBrowns.com since the program began in 2010.



Louisville High School won the 2012 Girls Jamboree, a 7-on-7 flag football tournament for female high school athletes. Since its inception in 2011, nearly 200 athletes have participated in this event.



Nearly 300 kids participated in a Play 60 Youth Football Clinic at the Browns Training Facility as part of the 2012 NFL Rookie Symposium, which featured the NFL's entire rookie draft class.



Members of the Browns' 2012 rookie class worked with participants of the Cleveland Browns Youth Football Camp. The three-day camp gave 250 participants the opportunity to sharpen their skills and work on basic football fundamentals such as passing, kicking and blocking.





**DO YOU LOVE THE CLEVELAND BROWNS?  
PROVE IT!**

**JOIN OVER 100,000+ REGISTERED BROWNS BACKERS IN SUPPORT OF YOUR TEAM!  
SIGN UP TODAY AND RECEIVE A 10% DISCOUNT AT THE BROWNS TEAM SHOP.**

**BROWNSBACKERS.ORG | BROWNSJUNIORBACKERS.COM**

**PROUD SUPPORTER OF BROWNS BACKERS WORLDWIDE**




# HONORING THE STORIED PAST



To pay tribute to the club's storied past, the Browns, under the guidance of President Mike Holmgren, created a Ring of Honor, partnered with the Pro Football Hall of Fame to create Heritage Hall and re-established the Browns Legends program in 2010.

## CLEVELAND BROWNS RING OF HONOR



To pay homage to their great history - one of the richest in the NFL - the Browns unveiled the Cleveland Browns Ring of Honor during a special ceremony at halftime of the 2010 regular season home opener, against Kansas City on September 19. The initial group of inductees consisted of the 16 former Browns enshrined in the Pro Football Hall of Fame. The names of these 16 greats are prominently displayed on the facade of the upper deck of the stadium.

## HERITAGE HALL

In 2010, the Browns partnered with the Pro Football Hall of Fame to create a special exhibit known as Heritage Hall. This 4,600-square foot exhibition space is located in Browns Town at Cleveland Browns Stadium and serves as a tribute to the club's storied past. This area consists of displays from the 16 Ring of Honor inductees, including their busts, as well as memorabilia and photography from the team's history.



## CLEVELAND BROWNS LEGENDS

The Cleveland Browns organization honors the team's all-time greats through the Cleveland Browns Legends Program. This program honors the men who have contributed to the success of the Browns organization. The Legends Program started in 2001 with the automatic induction of the Browns' then Hall of Famers into the Cleveland Browns Legends. Clarence Scott (DB - 1971-83) and Ernie Green (RB - 1962-68) will be inducted into the Class of 2012 during halftime of the September 23 home contest against the Buffalo Bills. The following is a current list of Browns Legends:

### CLASS OF 2001

Ray Renfro, Gene Hickerson, Greg Pruitt, Bernie Kosar, Michael Dean Perry

### CLASS OF 2002

Mac Speedie, Brian Sipe, Clay Matthews

### CLASS OF 2003

Bob Gain, Dick Schafrath, Hanford Dixon

### CLASS OF 2004

Tommy James, Dub Jones, Gary Collins, Mike Pruitt

### CLASS OF 2005

Jim Ray Smith, Frank Ryan, Jerry Sherk, Frank Minnifield

### CLASS OF 2006

Walt Michaels, Jim Houston, Doug Dieken, Earnest Byner

### CLASS OF 2007

Horace Gillom, Bill Glass, Don Cockroft, Kevin Mack

### CLASS OF 2008

Warren Lahr, Paul Wiggin, Walter Johnson, Eric Metcalf

### CLASS OF 2010

Cody Risien and John Wooten

### CLASS OF 2011

Vince Costello and Tom DeLeone



## STAFF DIRECTORY

### MANAGEMENT

Randolph D. Lerner	Owner
Mike Holmgren	President
Tom Heckert	General Manager
Bryan Wiedmeier	Executive Vice President, Business Operations
Fred Nance	Senior Advisor to the President
Gil Haskell	Senior Advisor to the President
Shannon Carlin	Executive Assistant, Owner
Bonnie Gordon	Executive Assistant
Lindsay Spieler	Executive Assistant

### COACHING

Pat Shurmur	Head Coach
Brad Childress	Offensive Coordinator
Dick Jaaron	Defensive Coordinator
Chris Tabor	Special Teams Coordinator
Chris Beake	Offensive Assistant
Dwaine Board	Defensive Line Coach
Gary Brown	Running Backs Coach
Chuck Bullough	Defensive Assistant
Nolan Cromwell	Senior Assistant - Offense
Bill Davis	Linebackers Coach
Steve Hagen	Tight Ends Coach
Tim Hauck	Defensive Backs Coach
Kent Johnson	Strength and Conditioning Coach
Rick Lyle	Assistant Strength and Conditioning Coach
Shawn Mennenga	Special Teams Assistant
Ray Rhodes	Senior Assistant - Defense
Luke Steckel	Assistant to the Head Coach
George Warhop	Offensive Line Coach
Mark Whipple	Quarterbacks Coach
Mike Wilson	Wide Receivers Coach

### PLAYER PERSONNEL

Jon Sandusky	Director, Player Personnel
John Spytek	Director, College Scouting
Pat Roberts	Senior National Scout
A.J. Durso	Pro Scout
Tom Headlee	Pro Scout
Dan Saganey	Pro Scout
Donovan Beidelschies	College Area Scout
Zac Bocian	College Area Scout
David Hinson	College Area Scout
Chisom Opara	College Area Scout
Johnathon Stigall	College Area Scout
Bobby Vega	College Area Scout
Bob Welton	College Area Scout
Marcus Hendrickson	College Area Scout
Deb Kruszynski	Executive Assistant, Player Personnel

### FOOTBALL SUPPORT

#### TRAINING & MEDICAL

Joe Sheehan	Head Athletic Trainer
Andre Tucker	Assistant Athletic Trainer
Gordon Williams	Assistant Athletic Trainer

#### EQUIPMENT

Brad Melland	Head Equipment Manager
Jeff Inderhees	Assistant Equipment Manager

Jim McLaughlin	Assistant Equipment Manager
----------------	-----------------------------

#### PLAYER ENGAGEMENT

Aaron Shea	Director, Player Engagement
------------	-----------------------------

#### VIDEO

Chad Bogard	Video Director
Rob Pavlas	Assistant Video Director
George Momirovic	Video Assistant

### FOOTBALL ADMINISTRATION

Matt Thomas	Senior Vice President, Football Administration
Phil Dangerfield	Director, Operations
Megan Rogers	Director, Legal Affairs
Simon Gelan	Coordinator, Operations
Carolyn Mech	Executive Assistant

### FOOTBALL OPERATIONS

Mark Schiefelbein	Senior Vice President, Football Operations
-------------------	--

#### ALUMNI

Tony Dick	Manager, Alumni Relations
Dino Lucarelli	Alumni Relations
Kevin Mack	Alumni Relations

#### COMMUNITY OUTREACH

Renee Harvey	Vice President, Community Outreach
Jenner Tekancic	Director, Community Relations
Michele DeScioli	Manager, Browns Backers
Matt Yunker	Manager, Youth Football
Brittany Young	Coordinator, Community Relations

#### GROUPS

Chris Powell	Head Groundskeeper
Neal Pate	Stadium Field Manager
Scott Springer	Grounds Supervisor
Eric Eucker	Assistant Groundskeeper
Russell Horn	Assistant Groundskeeper
Jeff Witt	Assistant Groundskeeper

#### SPECIAL EVENTS

Beth Brand	Manager, Special Events
Blake Johns	Coordinator, Special Events

### STADIUM OPERATIONS & MAINTENANCE

Todd Argust	Director, Stadium Operations
-------------	------------------------------

#### OPERATIONS

Steve Eyerman	Manager, Stadium Operations
Bob Schmitz	Manager, Stadium Facilities
Clete Diener	Coordinator, Stadium Facilities
Mike Good	Coordinator, Stadium Operations
Mark Stoves	Dockmaster

#### MAINTENANCE

Bob Digney	Engineer
Jeff Pewitt	Engineer
Jim Popczun	Engineer
Jerry Ray	Engineer
Kimer Rogers	Engineer
Steve Schlegel	Engineer
Bob Smith	Engineer
Eric Strick	Engineer
Jennifer Williams	Engineer

Brandie Bradford	Stadium Maintenance
Mike D'Angelo	Stadium Maintenance
Mike Peters	Stadium Maintenance

## FINANCE & ADMINISTRATION

David A. Jenkins	Senior Vice President, Finance & Administration
------------------	--

## FINANCE & ACCOUNTING

Gregory Rush	Director, Finance
Laurie Rice	Controller
Pamela Smith	Assistant Controller
Sue Majewski	Payroll Administrator
Donna Podolak	Executive Assistant

## ADMINISTRATION

Mike Nikolaus	Director, Administration
Matt Srodek	Manager, Berea Facilities
Chris Cola	Coordinator, Berea Facilities
Casey Thompson	Coordinator, Shipping & Receiving
Carol Meier	Receptionist

## INFORMATION TECHNOLOGY

Brandon Covert	Director, Information Technology
Jeff Patton	Network Manager
Jud Covert	Network Analyst
Seth Hooker	Software Developer
Linwood Jones	Database Analyst
David Lowry	Network Administrator

## MEDIA RELATIONS

Neal Gulkis	Vice President, Media Relations
Dan Murphy	Coordinator, Media Relations
Brian Smith	Coordinator, Media Relations

## SECURITY

Lew Merletti	Senior Vice President, Security
Carl Meyer	Vice President, Security
Kat Mathis	Associate in the Office of the Senior Vice President
Ross Benjamin	Manager, Training Facility Security
Ken Rundle	Manager, Team Security
Paul DeMarco	Security Officer

## SALES & MARKETING

Jim Ross	Senior Vice President, Business Development
----------	--

## CORPORATE SALES & SERVICE

John Penhollow	Vice President, Corporate Sales & Service
Seamus Carr	Director, Corporate Sales
Nicole Peters	Director, Client Services
Rob Byrne	Manager, Corporate Sales
Patrick Stack	Manager, Corporate Sales
Kelly Carroll	Manager, Client Services
Bridget Huzicka	Manager, Client Services
Matt Wilson	Manager, Corporate Sales
Brittany Castle	Coordinator, Client Services

## FAN & BRAND DEVELOPMENT

Brett Reynolds	Vice President, Marketing
Jen Nawalaniec	Manager, Marketing Services
Rachel Garofolo	Coordinator, Marketing Services

## CREATIVE SERVICES

George Muller	Director, Creative Services
Chris Modarelli	Art Director

## CONTENT & PRODUCTION

Reagan Berube	Director, Content & Production
Jamir Howerton	Manager, Content & Production
Joe Meadows	Manager, Digital Media
Kyle Millen	Manager, Scoreboard Operations
Drew Boatner	Coordinator, Content & Production
Matt Florjancic	Staff Writer
Rich Hanchette	Motion Graphic Artist
Paul Taylor	Coordinator, Content & Production
Lauren Whitaker	Coordinator, Digital Media

## BROWNS RADIO DAILY

Vic Carucci	Senior Editor
-------------	---------------

## TICKET SALES & SERVICE

Chris Gallagher	Vice President, Ticket Sales & Service
Cari Savage	Executive Assistant

## CLUB LEVEL SALES

Erica Salinas	Manager, Premium Hospitality
Mike Brown	Senior Account Executive, Club Level Sales
Alex Cvjetinovic	Account Executive, Club Level Sales
Mark Gorenc	Account Executive, Club Level Sales

## GUEST RELATIONS

Lauren Voorhies	Director, Guest Relations
Cassandra Baskin	Guest Relations Manager, Club Members
Rico Rivera	Guest Relations Manager, Season Tickets
Jessica Berkshire	Guest Relations Representative, Club Members
Brian Gross	Guest Relations Representative, Season Tickets
John LaForce	Guest Relations Representative, Season Tickets
Lisa Miller	Guest Relations Representative, Season Tickets

## SUITE SALES & SERVICE

Paul Mocho	Director, Suite Sales & Service
Robert Perry	Manager, Suite Sales
Sharon Smith	Manager, Suite Service

## TICKET OPERATIONS

John Schulze	Director, Ticket Operations
David Lee	Senior Manager, Ticket Operations
Michael Patton	Senior Manager, Season Ticketing
Ryan Beech	Manager, Ticket Operations

## TICKET SALES

Eric Lapointe	Director, Season & Group Ticket Sales
Nick Surace	Senior Account Executive, Season Ticket Sales
Dave Campione	Account Executive, Season Ticket Sales
Jason Dendinger	Account Executive, Group Sales
Kyle Flannery	Account Executive, Season Ticket Sales
Chris Tipton	Account Executive, Group Sales
Iman Warren	Account Executive, Group Sales

## MIKE HOLMGREN



**PRESIDENT**  
**YEAR WITH BROWNS: 3<sup>RD</sup>**  
**YEAR IN NFL: 26<sup>TH</sup>**

Mike Holmgren signed a contract to become President of the Cleveland Browns on January 5, 2010 after agreeing to assume the position on December 21, 2009.

Over his first two years as President of the Cleveland Browns, Holmgren has made the successful transition from the NFL sidelines to a full-time role in the front office. He laid a foundation for the organization's commitment to the Team, Fans, Community and Heritage. Perhaps the most visible project completed under Holmgren in his first year with the club was the institution of the Cleveland Browns Ring of Honor. The initial class of Browns greats was unveiled on September 19, 2010, as the team's 16 members of the Hall of Fame became the first group to have their names permanently displayed on the facade of the stadium's upper deck. Also under Holmgren, the team resumed its Legends Program, which was started upon the team's return in 1999 and had disbanded in 2009.

In addition, the organization continues to maintain its position as a vital member of the community, whose impact can be felt by many. The Browns contribute to many philanthropies which focus on citizenship, education, health & wellness and youth football, while also partnering with others who share the same desire. Holmgren also is leading the Browns' charge as the club serves as the catalyst for the development of Cleveland's Lakefront District.

Mike and his wife, Kathy, have been extremely involved in community endeavors in each of their NFL cities. Among the organizations they

have supported since arriving in Cleveland are MedWish, Medical Teams International and the Salvation Army. They have helped create awareness for local hunger relief needs as well as creating awareness for Haiti Relief efforts, as Mike personally delivered items and donations to reach those in need thousands of miles away. In 2011, Holmgren was selected to the Board of Directors of the United Way of Greater Cleveland. As a breast cancer survivor, Kathy Holmgren can be found actively supporting the cause with Mike by her side. Together with his leadership and their combined passion for community service, the Holmgren's commitment to others creates pride among the residents of Northeast Ohio.

Holmgren came to the Browns with a remarkable résumé as an NFL head coach, one which included 14 winning seasons in 17 overall campaigns, 12 playoff berths, eight division championships, three Super Bowl appearances and one Super Bowl title. His 174 combined victories in the regular season and playoffs rank as the 11th-most in NFL history.

Most recently, Holmgren was the head coach of the Seattle Seahawks from 1999-2008. He guided the club to a 10-year regular season record of 86-74 (.538), giving him the most victories of any coach in that franchise's history. His crowning achievement in Seattle occurred in 2005, when the Seahawks posted a regular season record of 13-3, captured the NFC West title and went on to play in Super Bowl XL before falling to Pittsburgh, 21-10.

In Holmgren's 10 seasons at the helm of the Seahawks, the club advanced to the playoffs on six occasions, two more times than they did in the previous 23 years of existence. In fact, Holmgren's first year with the club resulted in a 9-7 record and the AFC West title, marking the team's first winning record since 1990, and its initial playoff appearance and divisional crown since 1988.

Holmgren originally came to the Seahawks as Executive Vice President/General Manager & Head Coach on January 9, 1999. Following the 2002 season, he decided to focus solely on coaching, relinquishing his duties as general manager.

Before joining Seattle, Holmgren experienced a tremendous seven-year

### HOLMGREN'S CAREER COACHING RECORD

Year	Team	Record	Playoffs	Finish
1992	Green Bay	9-7	0-0	2nd, NFC Central
1993	Green Bay	9-7	1-1	3rd, NFC Central; Reached Divisional Playoffs
1994	Green Bay	9-7	1-1	2nd, NFC Central; Reached Divisional Playoffs
1995	Green Bay	11-5	2-1	1st, NFC Central; Reached NFC Championship
1996	Green Bay	13-3	3-0	1st, NFC Central; Won Super Bowl XXXI
1997	Green Bay	13-3	2-1	1st, NFC Central; Reached Super Bowl XXXII
1998	Green Bay	11-5	0-1	2nd, NFC Central; Reached Wild Card Playoffs
1999	Seattle	9-7	0-1	1st, AFC West; Reached Wild Card Playoffs
2000	Seattle	6-10	0-0	4th, AFC West
2001	Seattle	9-7	0-0	2nd, AFC West
2002	Seattle	7-9	0-0	3rd, NFC West
2003	Seattle	10-6	0-1	2nd, NFC West; Reached Wild Card Playoffs
2004	Seattle	9-7	0-1	1st, NFC West; Reached Wild Card Playoffs
2005	Seattle	13-3	2-1	1st, NFC West; Reached Super Bowl XL
2006	Seattle	9-7	1-1	1st, NFC West; Reached Divisional Playoffs
2007	Seattle	10-6	1-1	1st, NFC West; Reached Divisional Playoffs
2008	Seattle	4-12	0-0	3rd, NFC West
<b>17-YEAR TOTALS</b>		<b>161-111</b>	<b>13-11</b>	<b>12 PLAYOFF BERTHS, 8 DIVISION TITLES, THREE SUPER BOWL APPEARANCES, 1 NFL TITLE</b>



run as head coach of the Green Bay Packers from 1992-98. His first season saw the Packers post a 9-7 record, a five-game improvement from the year prior to his arrival. Just twice in the previous 19 years before Holmgren's tenure had the Packers produced winning records. By year two of Holmgren's stint, Green Bay found itself not only in the playoffs, but winners of an NFC Wild Card game over Detroit. During his tenure in Green Bay, the Packers compiled a regular season record of 75-37 (.670), tying them with Dallas for the second-most victories in the NFL over this seven-year stretch (San Francisco, 85). Including the playoffs, Holmgren's teams compiled a record of 84-42 (.667), giving him the third-most wins of any coach in the Packers' storied history, trailing only Hall of Famers Curly Lambeau (212-106-21) and Vince Lombardi (98-30-4). Holmgren's winning percentage of .667 is second-best, trailing only the mark of .758 by Lombardi.

Holmgren's postseason success in Green Bay was equally as impressive. He led the Packers to the playoffs in each of his final six seasons, as they advanced to at least the Divisional round on five occasions, including three trips to the NFC Championship Game. The 1996 season marked the return of the Lombardi Trophy to Green Bay, as the Packers posted a 13-3 regular season record and marched through the playoffs, culminating in a 35-21 win over New England in Super Bowl XXXI. Green Bay also reached the Super Bowl the following year before falling to Denver, 31-24. Holmgren's 1996 club led the league in both points scored (team-record 456) and points allowed (210), one of only 12 teams in NFL history to accomplish the feat and the first since the 1972 Miami Dolphins. In 2012, Holmgren was inducted into the Packers' Hall of Fame.

By winning at least one postseason game in five consecutive seasons (1993-97), Holmgren is one of only three coaches in NFL history to have achieved the feat, along with John Madden (Oakland, 1973-77) and Bill Belichick (New England, 2003-07). In addition, Holmgren is one of only five head coaches in NFL history to lead two different franchises to the Super Bowl, joining Don Shula (Baltimore, Miami), Bill Parcells (N.Y. Giants, New England), Dan Reeves (Denver, Atlanta) and Dick Vermeil (Philadelphia, St. Louis).

Holmgren joined the NFL head coaching fraternity with pedigree on his side, having tutored under Hall of Famer Bill Walsh with the San Francisco 49ers, while Holmgren was an assistant from 1986-91 (1986-88 under Walsh). Holmgren's first three years by the Bay were spent as quarterbacks coach, while he served as offensive coordinator/quarterbacks coach over the final three seasons. In those six years, the 49ers

boasted five NFC West titles and a pair of Super Bowl championships.

Overall in 23 seasons as both an assistant and head coach in the NFL, Holmgren has been a part of teams that have put together a composite regular season record of 232-134-1 (.634), reached double-digit win totals on 13 occasions, earned 17 postseason trips and made five Super Bowl appearances, winning three.

Holmgren got his start in the coaching profession in 1971 as an assistant at his alma mater, Lincoln High School in San Francisco, where he also taught history. He then spent the next nine years (1972-80) as a teacher and assistant coach at the prep level (Sacred Heart HS-San Francisco, 1972-74; Oak Grove HS-San Jose, 1975-80) before breaking into the collegiate ranks, as offensive coordinator/quarterbacks coach at San Francisco State in 1981. He then moved on to BYU in 1982, and spent the next four years as the Cougars' quarterbacks coach.

In his coaching career, Holmgren has worked with a pair of Hall of Fame quarterbacks in Joe Montana (49ers, 1986-91) and Steve Young (BYU, 1982-83; 49ers, 1987-91), as well as a future Hall of Famer in Brett Favre (Green Bay, 1992-98). In addition, two other quarterbacks who went on to earn Pro Bowl status tutored under Holmgren, including Mark Brunell (Green Bay, 1993-94) and Matt Hasselbeck (Green Bay, 1998; Seattle, 2001-08).

In addition to Holmgren's tutelage of players, nine of his former assistant coaches – either in Green Bay or Seattle – have gone on to become an NFL head coach.

Holmgren's football acumen is highly regarded in league circles as he served on the NFL's prestigious Competition Committee from 1996-98 and 2002-2005. He co-chaired the Committee during his first stint. He is currently a member of the Competition Committee's sub-committee.

A San Francisco native, Holmgren played quarterback at Lincoln High School, where he was named the "Prep Athlete of the Year" in 1965. He went on to play at USC from 1966-69 before being selected by the St. Louis Cardinals in the eighth round of the 1970 NFL Draft. He went to training camp with both the Cardinals and Jets in 1970 and earned his Bachelor of Science Degree from USC.

Mike and his wife, Kathy, have four daughters-twins Calla and Jenny, Emily and Gretchen, four granddaughters, Emma, Emerson, Mary and Isabell and three grandsons, Luke, Michael and Samuel.

### HOLMGREN'S COACHING TREE

Nine coaches who have served under Mike Holmgren, either in Green Bay or Seattle, have gone on to become NFL head coaches. The nine have combined for a regular season record of 469-450-2 (.510).

Coach	Years under	Years as	Regular Season			Pct.	Playoffs	
	Holmgren	Head Coach (Teams)	W	L	T		W	L
Jon Gruden*	1992-94	11 (Oakland, Tampa Bay)	95	81	0	.540	5	4
Dick Jauron	1992-94	10 (Chicago, Detroit, Buffalo)	60	82	0	.423	0	1
Steve Mariucci	1992-95	9 (San Francisco, Detroit)	72	67	0	.518	3	4
Jim Mora@	2007-08	1 (Seattle)	5	11	0	.313	0	0
Marty Mornhinweg	1995-96	2 (Detroit)	5	27	0	.156	0	0
Andy Reid#	1992-98	13 (Philadelphia)&	126	81	1	.608	10	9
Ray Rhodes	1992-93	5 (Philadelphia, Green Bay)	37	42	1	.469	1	2
	2003-07							
Mike Sherman	1997-99	6 (Green Bay)	57	39	0	.594	2	4
Jim Zorn	2001-07	2 (Washington)	12	20	0	.375	0	0

\*Includes one Super Bowl title

@Only includes head coaching stop after serving under Holmgren

#Includes one Super Bowl appearance

&Current

## HOLMGREN'S CAREER COACHING BACKGROUND

1971	Lincoln (San Francisco, Calif.) High School, Assistant Coach
1972-74	Sacred Heart (San Francisco, Calif.) High School, Assistant Coach
1975-80	Oak Grove (San Jose, Calif.) High School, Assistant Coach
1981	San Francisco State University, Offensive Coordinator/Quarterbacks
1982-85	Brigham Young University, Quarterbacks Coach
1986-88	San Francisco 49ers, Quarterbacks Coach
1989-91	San Francisco 49ers, Offensive Coordinator/Quarterbacks
1992-98	Green Bay Packers, Head Coach
1999-2002	Seattle Seahawks, Executive V.P. of Football Operations/General Manager & Head Coach
2003-08	Seattle Seahawks, Executive V.P. & Head Coach

## NFL ALL-TIME WINNINGEST HEAD COACHES

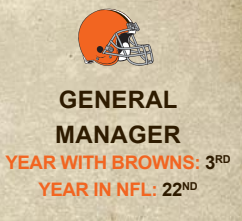
Coach	Team(s)	Years	REGULAR SEASON				PLAYOFFS				TOTAL			
			W	L	T	Pct.	W	L	T	Pct.	W	L	T	Pct.
Don Shula	Colts, Dolphins	33	328	156	6	.677	19	17		.528	347	173	6	.666
George Halas	Bears	40	318	148	31	.682	6	3		.667	324	151	31	.682
Tom Landry	Cowboys	29	250	162	6	.607	20	16		.556	270	178	6	.603
Curly Lambeau	Packers, Cardinals, Redskins	33	226	132	22	.631	3	2		.600	229	134	22	.631
Chuck Noll	Steelers	23	193	148	1	.556	16	8		.667	209	156	1	.572
Marty Schottenheimer	Browns, Chiefs, Redskins, Chargers	21	200	126	1	.613	5	13		.278	205	139	1	.596
Dan Reeves	Broncos, Giants, Falcons	23	190	165	2	.535	11	9		.550	201	174	2	.536
Chuck Knox	Rams, Bills, Seahawks	22	186	147	1	.558	7	11		.389	193	158	1	.550
Bill Belichick	Browns, Patriots	17	175	97	0	.643	17	7		.708	192	104	0	.649
Bill Parcells	Giants, Patriots, Jets, Cowboys	19	172	130	1	.569	11	8		.579	183	138	1	.570
Mike Holmgren	Packers, Seahawks	17	161	111	0	.592	13	11		.542	174	122	0	.588



*This past off-season, as part of the club's regional marketing outreach, Browns President Mike Holmgren was the keynote speaker at the team's inaugural "Football Friday" luncheon, which was held on the campus of the University of Akron.*



# TOM HECKERT



Tom Heckert was named the Browns' general manager on January 11, 2010. He joined the club after spending the previous nine seasons with the Philadelphia Eagles (2001-09), including the final four as General Manager (2006-09).

Over Heckert's first two years running the Browns' drafts, four draftees have been selected to all-rookie teams, including Joe Haden and T.J. Ward in 2010, and Phil Taylor and Jabaal Sheard last season. Combined from 2010-11, 11 of the team's 16 draft choices have started a minimum of two games with the club. Each of the team's eight draft picks in 2011 saw action last year, while three (Taylor, Sheard, Jason Pinkston) started all 16 games, marking the first time since 1983 (San Diego) that a team had three rookies start all 16 games. In addition, the 66 combined starts by Browns rookies were the most in the NFL in 2011.

Heckert first went to the Eagles as Director of Player Personnel in 2001 before being promoted to Vice President of Player Personnel in 2003. He joined the Eagles following a 10-year stint with the Miami Dolphins (1991-2000), spending his first nine seasons there as both a pro and college scout. Heckert also served as the Dolphins' Assistant Director of Pro Personnel/College Scout in 1999 before being promoted to Director of Pro Personnel in 2000.

During Heckert's tenure with the Eagles, the team drafted or acquired 10 players who would go on to earn Pro Bowl status,

including kicker David Akers, defensive lineman Trent Cole, wide receiver DeSean Jackson, offensive lineman Jason Peters, cornerback Asante Samuel and fullback Leonard Weaver, all of whom were selected to the Pro Bowl in Heckert's final season in Philadelphia. Of the 22 Eagles starters at the end of the 2009 season, 13 were draft choices of the team during Heckert's tenure while two more were signed as undrafted free agents. In fact, three players from the club's 2009 draft class were among the 13.

Over the course of Heckert's 21-year NFL career, the teams with which he has been associated have experienced 14 winning seasons, won eight division titles and made 14 postseason trips, including six Conference Championship game appearances (1992, 2001-04, 2008 seasons), in addition to representing the NFC at Super Bowl XXXIX following the 2004 season.

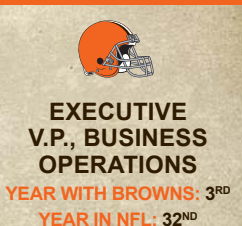
In his career, Heckert has had the opportunity to work for four of the most successful head coaches in NFL history, including Hall of Famer Don Shula, Jimmy Johnson, Andy Reid and Mike Holmgren.

Heckert was appointed by the NFL to the College Advisory Committee in 2003, which advises college football juniors on their draft status. He was named to the General Managers Advisory Committee in 2008, which consults Commissioner Roger Goodell and the NFL football operations department on key issues regarding player development, scouting and technology.

A native of Adrian, Michigan, Heckert spent two seasons as an assistant coach at his alma mater, Hillsdale (Mich.) College, where he also played defensive back. A second generation NFL executive, his father, Tom, spent 26 years in the NFL player personnel ranks, with his final 19 seasons as part of the Dolphins' personnel department before retiring following the 2007 season. His father also spent five seasons as the Midwest scout for the Cleveland Browns from 1982-86.

Tom has a son, Griffin, and a daughter, Madison.

# BRYAN WIEDMEIER



Bryan Wiedmeier is in his third season with the Browns after joining the organization on January 11, 2010. He came to the club following a 29-year tenure with the Miami Dolphins. Wiedmeier has worked in virtually all aspects of an organization during his 31 years in the NFL. He works closely with team President Mike Holmgren and oversees business operations, football administration and League affairs for the Browns.

Wiedmeier's NFL career began in 1981 when he was hired by Dolphins Founder Joe Robbie. He was named Assistant General Manager by Robbie in 1989. Wiedmeier served in ascending executive capacities for the Dolphins and was responsible for club business operations, labor affairs and football administration. He was named President & COO by owner H. Wayne Huizenga in January 2006.

Wiedmeier has been active in League affairs for two decades, representing his club in National Football League matters and serving on NFL committees and working groups. He is an original member of the NFL Management Council's Working Club Executive Committee and NFL Player Insurance Trust.

During Wiedmeier's time with the Dolphins, the team recorded 20 winning seasons and qualified for the playoffs on 14 occasions, including eight division titles, four AFC Championship games and a pair of Super Bowl appearances.

In his NFL career, Wiedmeier has had the unique opportunity to work for or with five men who have led teams to championships as a head coach either at the NFL or collegiate level. This group includes Hall of Famer Don Shula, Jimmy Johnson, Nick Saban, Bill Parcells and Mike Holmgren.

Wiedmeier earned his J.D. from the University of Miami School of Law and is a member of the Florida Bar. He played center for Carroll College in Montana, where he earned his business degree and served as team captain his senior year. He was a sophomore starter on the undefeated 1978 Hall of Fame team.

Bryan and his wife, Mary K., have five children, Lauren, Victoria, John, Danielle and Matthew.

# GIL HASKELL



**SENIOR ADVISOR  
TO THE PRESIDENT**  
YEAR WITH BROWNS: 3<sup>RD</sup>  
YEAR IN NFL: 32<sup>ND</sup>

Gil Haskell is in his third season with the Browns, having been named Senior Advisor to the President on February 10, 2010.

Haskell owns a wealth of football knowledge, having coached on both the collegiate and professional levels for more than 30 years. Prior to joining the Browns, he spent nine seasons with the Seattle Seahawks (2000-08), with his first seven campaigns as offensive coordinator (2000-06) and the final two as assistant head coach/offensive coordinator (2007-08). In 2005, the Seahawks finished the season ranked second in total offense as they advanced to Super Bowl XL. During Haskell's tenure in Seattle, the Seahawks captured four NFC West titles (2004-07) and advanced to the postseason five consecutive times (2003-07). In addition, quarterback Matt Hasselbeck was selected to the Pro Bowl on three occasions as he posted a record of 58-45 (.563) as a starter.

Before joining the Seahawks, Haskell was the offensive coordinator of the Carolina Panthers for two seasons (1998-99), where his offense finished the 1999 season ranked sixth overall in the NFL. That year, the Panthers produced two 1,000-yard receivers while quarterback Steve Beuerlein earned the only Pro Bowl selection of his 14-year career as he threw for 4,436 yards and 36 touchdowns, and put together a passer rating of 94.6

Haskell also spent six years with the Green Bay Packers, coaching both running backs (1992-94) and wide receivers (1995-97). During Haskell's time in Green Bay, the Packers won three NFC Central titles (1995-97), made five postseason trips (1993-97), and appeared in two Super Bowls (1996-97) with one Super Bowl title (1996). Tutoring the team's wide receivers for his final three years with the Packers, Haskell helped develop a pair of young receivers in Robert Brooks and Antonio Freeman, who combined for three 1,000-yard receiving seasons during this time, with both surpassing the plateau in 1997.

Haskell entered the NFL coaching ranks in 1983, spending nine seasons with the Los Angeles Rams (1983-91), leading the special teams (1983-86), running backs (1987-90) and tight ends/special teams units (1991). As a member of the Rams' coaching staff, the team won the NFC West title in 1985 and made two NFC Championship game appearances, in 1985 and 1989. With Haskell as special teams coach, punt returner Henry Ellard compiled a 12.9-yard average and scored four touchdowns following his first four years (1983-86), making him the NFL's all-time leading punt returner after the '86 campaign.

Before joining the Rams, Haskell spent five seasons at the University of Southern California (1978-82) coaching wide receivers and special teams. In his first season at USC, the Trojans posted a 12-1 record and captured the 1978 NCAA National Championship, based on the UPI Coaches Poll. He joined the Trojans' staff following a nine-year stint at St. Ignatius High School (1969-77) in San Francisco, Calif., where he spent his final five seasons as the team's head coach. As a youth, Haskell spent 22 years working in a variety of roles within the San Francisco 49ers organization, as his late uncle, Dr. William O'Grady, was part owner of the team. A native of San Francisco, Haskell has four daughters, Paula, Patty, Jenny and Julie and four granddaughters, Avery, Ryan, Kelsey and Isabella.

# FRED NANCE



**SENIOR ADVISOR  
TO THE PRESIDENT**  
YEAR WITH BROWNS: 3<sup>RD</sup>  
YEAR IN NFL: 3<sup>RD</sup>

Fred Nance was named to the Browns' staff on December 8, 2009.

In addition to representing the Browns and handling other client responsibilities, Nance remains as the Regional Managing Partner for the international law firm, Squire Sanders (US) LLP, where he recently completed his second four-year term on the firm's seven person Management Committee and has practiced for more than 30 years. He spearheads the firm's sports and entertainment practice and is highly regarded as an outstanding trial lawyer.

Nance has had a longstanding involvement with the National Football League, including leading the negotiation of a series of agreements with the NFL guaranteeing the return of the Browns to Cleveland. In 2006, Nance was selected from among several

hundred candidates as one of five finalists for the position of Commissioner of the National Football League, becoming the first minority candidate in history to reach the final round of competition for Commissioner of a major league sport.

Born and raised in Cleveland, Nance recently completed a term as Chairman of the Greater Cleveland Partnership, the nation's largest Chamber of Commerce, and holds trustee positions with the Cleveland Clinic, the 50 Club of Cleveland and the Cleveland Foundation, among others.

He is a National Advisory Board Member of the National Association of Black Sports Professionals (NABSP) and is a member of the Black Entertainment & Sports Lawyers Association (BESLA). In 2008, Nance was awarded the Distinguished American of the Year Award by the National Football Foundation, Northeastern Ohio Chapter.

Nance has been with Squire Sanders since his graduation from the University of Michigan law school. He attended Harvard University as an undergraduate. He resides in Cleveland with his wife, Jaki, daughter, Melanie and son, Ricky.



## COACHING STAFF

# PAT SHURMUR



Pat Shurmur was named the 13th full-time head coach in Browns history on January 13, 2011.

Shurmur's résumé includes 24 years of coaching experience, including 13 in the NFL. In those 13 seasons, he has been a part of teams that have qualified for the playoffs seven times, won five division crowns and posted one Super Bowl appearance.

In Shurmur's first year as Browns head coach, he helped develop a draft class in which all eight members saw action in the regular season, three of whom started all 16 games. It was the first time that three rookies from the same team started all 16 contests since the 1983 San Diego Chargers. Rookie wide receiver Greg Little caught a team-high 61 passes and led the club with 709 receiving yards. His reception total was second among all NFL rookies in 2011 and was the second-most by a Browns rookie in club history. Little's yardage total ranked fifth among all NFL rookies last year and was the fourth-most by a Browns rookie. Rookie offensive lineman Jason Pinkston started all 16 contests at left guard, joining Philadelphia Eagles offensive lineman Jason Kelce as the only two rookies drafted in the fifth round or later to start in all 16 games in 2011. Also under Shurmur's guidance, the team committed just 19 turnovers in 2011, which tied for fourth in the NFL and was the fourth-lowest total in franchise history. Rookie defensive linemen Phil Taylor and Jabaal Sheard were all-rookie selections, as Sheard finished third among all NFL rookies with 8.5 sacks. Overall, the defense finished the season ranked 10th in the league in yards allowed, a 12-spot improvement from the previous year. It marked the first time that the Browns have finished in the top 10 in total defense since 1994. The Browns allowed an average of just 19.2 points per game last year, the fifth-best figure in the league.

Pat and his wife, Jennifer, have become active with various charities in the greater Cleveland community, as Jennifer has begun working with the Domestic Violence and Child Advocacy Center (DVCAC).

Prior coming to the Browns, Shurmur spent the previous two seasons (2009-10) as the offensive coordinator with the St. Louis Rams. He helped the Rams improve to a 7-9 record following a 1-15 season in 2009, the second-biggest turnaround in the league that year. In 2010, he guided St. Louis' offense to improvements in nearly every category including total yards, time of possession and third-down percentage, while they also scored 114 more points than the previous year. In addition, the Rams committed just 21 turnovers in 2010, tied for the ninth-lowest total in the NFL.

Shurmur helped mold quarterback Sam Bradford, the top pick in the 2010 draft, as Bradford set NFL rookie records for completions (354) and attempts (590), while his 3,512 passing yards were the second-most by a rookie in league history at the time (now 3rd), trailing only Peyton Manning's 3,739 in 1998. Bradford's 18 touchdown passes tied for fifth-most among rookies in NFL history at the time (now 7th). During a midseason stretch, he set an NFL rookie record with 174 consecutive attempts without an interception.

Along with starting a rookie quarterback, the team's second-round pick,

Rodger Saffold, was the only NFL rookie to start all 16 games at left tackle in 2010. The Rams allowed just 34 sacks despite attempting the fifth-most passing plays in the NFL in 2010, which placed the team 12th in the league in sacks per pass play.

In addition, Rams running back Steven Jackson was selected to the NFC Pro Bowl squad both years under Shurmur. Jackson claimed the NFC rushing title in 2009 with 1,416 yards, and his rushing totals from 2009-10 (1,241 in 2010) represent two of the three highest rushing figures of his eight-year NFL career.

Before joining the Rams, Shurmur spent 10 seasons with the Philadelphia Eagles (1999-2008). He served as the team's quarterbacks coach from 2002-08 and helped Donovan McNabb to three Pro Bowl selections during his tenure. In 2008, McNabb set Eagles single-season records with 345 completions and 3,916 passing yards.

In 2004, Shurmur guided McNabb to the most productive season of his career, as he set franchise records in passer rating (104.7) and completion percentage (64.0). McNabb also became the first quarterback in NFL history with 30-plus touchdown passes (31) and fewer than 10 interceptions (8) in a single season.

During his first season as quarterbacks coach, Shurmur turned to third-string quarterback A.J. Feeley following injuries to McNabb and Koy Detmer. Despite not having started a game in three years, since his junior season at Oregon, Feeley helped the Eagles post a 4-1 record, as they won the NFC East and advanced to the NFC title game. Shurmur faced another quarterback injury in 2006 and turned to backup Jeff Garcia, who helped the club to a 5-1 record and led Philadelphia into the Divisional round of the playoffs.

Shurmur's first three seasons in Philadelphia (1999-2001) were spent as tight ends coach, where he developed three-time Pro Bowler Chad Lewis. From 2000-01, Lewis combined for 110 receptions, 1,157 receiving yards and nine touchdowns. His reception total ranked fourth among all NFL tight ends during that two-year span, while he was tied for fourth in touchdowns and fifth in receiving yards.

Before joining the Eagles, Shurmur spent the 1998 season at Stanford University as offensive line coach. That year, the Cardinal offensive line allowed the fewest sacks per pass attempt in the Pac-10 and helped first-year quarterback Todd Husak become only the third quarterback in school history to throw for more than 3,000 yards.

Prior to Stanford, Shurmur instructed the tight ends, special teams and offensive line at Michigan State University from 1990-97. The Spartans sent three tight ends (Ty Hallock, Duane Young and Mitch Lyons) to the NFL under Shurmur's guidance, and kick returner Derrick Mason set a school career record with 2,575 return yards.

A four-year letterman at Michigan State, Shurmur earned All-Big Ten conference honors and All-America honorable mention accolades as a senior in 1987. He played guard and linebacker as a freshman and started at center the next three seasons. He served as co-captain as a senior when the Spartans defeated USC in the Rose Bowl. He earned a master's degree in financial administration and was the first graduate student football player at the University.

A native of Dearborn, Mich., who attended Divine Child High School, Shurmur comes from a football background. His uncle, the late Fritz Shurmur, coached in the NFL for 24 years and served as the Green Bay Packers' defensive coordinator from 1994-98, helping that club win two NFC Championships and Super Bowl XXXI.

Shurmur and Jennifer have four children, daughters Allyson, Erica and Claire, and a son, Kyle.

## SHURMUR'S CAREER COACHING BACKGROUND

1988-89	Michigan State University, Graduate Assistant Coach
1990-97	Michigan State University, Tight Ends/Special Teams/Offensive Line Coach
1998	Stanford University, Offensive Line Coach
1999-2001	Philadelphia Eagles, Tight Ends/Offensive Line Coach
2002-08	Philadelphia Eagles, Quarterbacks Coach
2009-10	St. Louis Rams, Offensive Coordinator
2011-	Cleveland Browns, Head Coach

## BRAD CHILDRESS



Brad Childress was named the Browns' offensive coordinator on January 27, 2012. He brings 33 years of coaching experience on both the collegiate and professional levels to the Browns, including 13 in the NFL. Most recently, he spent five seasons (2006-10) as the head coach of the Minnesota Vikings.

As head coach of the Vikings, Childress guided Minnesota to a regular season record of 39-35 (.527), as the team won consecutive division titles (2008-09) for the first time in 28 years (1977-78). In 2009, the team posted a 12-4 record, matching the second-best win total in franchise history, while leading the NFL with a club-high 10 Pro Bowlers. Also in 2009, the team's passing offense, led by quarterback Brett Favre, finished the season ranked eighth, as Favre set career-highs in passer rating (107.2) and completion percentage (68.4%), while throwing 33 touchdown passes. During Childress' first four seasons at the helm, the Vikings' rushing offense posted the fourth-most rushing yards in the NFL (136.1 ypg) and the third-best average per rush attempt (4.5). Under Childress' tutelage, running back Adrian Peterson led the NFC and ranked second in the NFL with 1,341 rushing yards as a rookie in 2007. Peterson also led the league in rushing in 2008 with a franchise-best 1,760 yards and paced the NFL in 2009 with 18 rushing touchdowns.

Defensively, the Vikings led the NFL in rushing defense for three straight seasons (2006-08) and finished second in 2009, while leading the league with 48 sacks. The defensive unit also ranked sixth in the NFL in total defense in both 2008 and 2009, marking the first time since the 1993-94 campaigns that the club posted top 10 finishes in successive seasons.

Prior to joining the Vikings, Childress spent seven seasons (1999-2005) with the Philadelphia Eagles, where he tutored the quarterbacks for the first three years (1999-2001) and spent the final four as offensive coordinator (2002-05). During his tenure with the club, the Eagles posted a 70-42 record (.625), captured four consecutive NFC East Division titles (2001-04) and advanced to the postseason five straight seasons (2000-04). Philadelphia also represented the NFC in Super Bowl XXXIX following the 2004 season. During that season, Eagles quarterback Donovan McNabb set franchise records in passer rating (104.7) and completion percentage (64.0%), while becoming the first quarterback in NFL history with more than 30 touchdown passes (31) and fewer than 10 interceptions (8) in a single season. As offensive coordinator, Childress led a group that ranked in the top 10 in total offense twice, amassed more than 5,000 yards each season and averaged 333.8 yards per game. In addition, the offensive unit was highlighted by seven starters who earned a combined 14 Pro Bowl berths from 2000-05.

Childress began his coaching career at the University of Illinois, spending the 1978 season as a graduate assistant before coaching both the running backs and wide receivers for six seasons (1979-84). In 1985, he entered the NFL coaching ranks as he spent one season as the quarterbacks coach with the Indianapolis Colts. Over the next 13 years, he made collegiate coaching stops at Northern Arizona (1986-89), the University of Utah (1990) and the University of Wisconsin (1991-98). As the quarterbacks coach/offensive coordinator at Wisconsin, the Badgers appeared in five bowl games, which included Rose Bowl victories in 1993 and 1998.

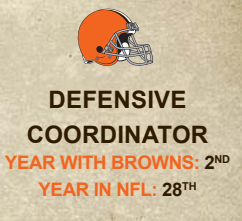
Childress began his collegiate career at the University of Illinois before transferring to Eastern Illinois, where he played quarterback and wide receiver. He graduated from Eastern Illinois with a degree in psychology. A native of Aurora, Ill., Childress attended Marmion Christian Academy.

Brad and his wife, Dru-Ann, have three sons, Andrew, Christopher and Kyle, and one daughter, Cara. They also have twin grandsons, Aiden and Brecken.

## CHILDRESS' CAREER COACHING BACKGROUND

1978-84	University of Illinois, Graduate Assistant/Running Backs/Wide Receivers Coach
1985	Indianapolis Colts, Quarterbacks Coach
1986-89	Northern Arizona University, Offensive Coordinator
1990	University of Utah, Wide Receivers Coach
1991	University of Wisconsin, Running Backs Coach
1992-98	University of Wisconsin, Quarterbacks Coach/Offensive Coordinator
1999-2001	Philadelphia Eagles, Quarterbacks Coach
2002-05	Philadelphia Eagles, Offensive Coordinator
2006-10	Minnesota Vikings, Head Coach
2012-	Cleveland Browns, Offensive Coordinator

# DICK JAURON



Dick Jauron was named the Browns' defensive coordinator on January 21, 2011. He has 27 years of NFL coaching experience, including 10 as a head coach. He also played in the league for nine seasons.

In Jauron's first season with the club, the Browns defense finished 10th in the NFL in total defense after finishing 22nd the previous season. It marked the first time the Browns finished in the top-10 in total defense since 1994 when the club was seventh. In addition, the Browns finished second in the NFL in pass defense last season, which marked Cleveland's highest ranking in that category since 1962 when the club also was second. Jauron's defense also surrendered the fifth fewest points in the league in 2011 with 307, which tied for the eighth-best figure in franchise history during a 16 game season.

Jauron spent 2010 with the Philadelphia Eagles as senior assistant/defensive backs coach. He guided the Eagles secondary as Philadelphia finished third in the NFL with 23 interceptions, including an NFC-high seven by cornerback Asante Samuel, who earned a Pro Bowl selection.

Prior to his stint in Philadelphia, Jauron spent four seasons (2006-09) as the head coach of the Buffalo Bills, which followed a two-year stay with the Detroit Lions. He joined the Lions' staff in 2004 as defensive coordinator before serving as the interim head coach for the final five games of the 2005 season. Under Jauron's tutelage, defensive lineman Shaun Rogers earned the first two Pro Bowl selections of his career and defensive back Dre' Bly was tabbed as a Pro Bowler in 2004.

Jauron was head coach of the Chicago Bears from 1999-2003 and was named the 2001 Associated Press NFL Coach of the Year. That season, the Bears' defense ranked first in the NFL in points allowed (203) and second in rushing yards allowed (82.1 pg) en route to a 13-3 record and their first NFC Central Division Championship since 1990.

Prior to his stint in Chicago, Jauron served as the defensive coordinator for the expansion Jacksonville Jaguars from 1995-98, helping lead the team to three playoff appearances in four years, including the AFC Championship game in 1996 and the AFC Central Division title in 1998.

Jauron began his coaching career with Buffalo, where he served as a defensive assistant in 1985 before coaching the defensive backs for the Green Bay Packers from 1986-94. In Green Bay, he helped mentor Pro Bowlers Chuck Cecil (1992) and LeRoy Butler (1993).

Jauron was a fourth-round selection of the Detroit Lions in the 1973 NFL Draft, and was also selected by the St. Louis Cardinals in the 1973 Major League Baseball Draft. As a safety, he spent five seasons with Detroit (1973-77) and four with Cincinnati (1978-81). He was selected to the Pro Bowl in 1974 as a punt returner after leading the NFC in punt return average (16.8). He appeared in 100 career regular season games and finished with 26 interceptions, including two returns for touchdowns.

A two-sport star at Yale University where he earned a bachelor's degree in history, Jauron set several school records, including most consecutive 100-yard rushing games (16). He attended Swampscott (Mass.) High School, where he was named one of the top-10 prep athletes of the 20th century in the state of Massachusetts by the Boston Globe. He also spent some of his childhood in Rensselaer, Ind., where his father was the head coach at St. Joseph's College.

Dick and his wife, Gail, have two daughters, Kacy and Amy.

## JAURON'S CAREER COACHING BACKGROUND

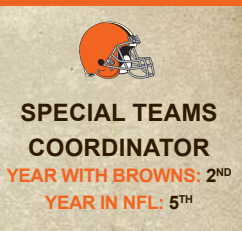
1985	Buffalo Bills, Defensive Assistant Coach
1986-94	Green Bay Packers, Defensive Backs Coach
1995-98	Jacksonville Jaguars, Defensive Coordinator
1999-2003	Chicago Bears, Head Coach
2004	Detroit Lions, Defensive Coordinator
2005	Detroit Lions, Defensive Coordinator/Interim Head Coach
2006-09	Buffalo Bills, Head Coach
2010	Philadelphia Eagles, Senior Assistant/Defensive Backs Coach
2011-	Cleveland Browns, Defensive Coordinator

## MONDAY NIGHT FIRST

The Browns had the distinction of playing in the first Monday Night Football game in NFL history, as they hosted the New York Jets on September 21, 1970 at Municipal Stadium. The Browns racked up 454 yards of total offense en route to a 31-21 victory. Wide receiver Milt Morin caught five passes for 90 yards and the Browns intercepted Jets quarterback Joe Namath three times, including a 25-yard return for a touchdown by Billy Andrews with 35 seconds remaining to seal the win. The first scoring play in MNF history came 7:04 into the contest, on the Browns' first possession, when quarterback Bill Nelsen connected with wide receiver Gary Collins for an 8-yard touchdown pass.



# CHRIS TABOR



Chris Tabor was named the Browns' special teams coordinator on January 25, 2011. He has 19 years of coaching experience between the high school, collegiate and professional levels.

In his first season as special teams coordinator, the Browns finished second in the league with an average starting position of 24.5 after kickoffs, trailing only the New York Jets (26.1). Kicker Phil Dawson converted on seven field goals of 50 yards or longer, which tied for the most in the NFL last season and tied for the third-most all-time in a single-season. Punter Brad Maynard tied the Browns' single-season record with 32 punts inside the 20, which tied for the third-most in the league last season. Returner Joshua Cribbs finished sixth in the league in punt return average (11.4) and 12th in kickoff return average (25.0).

Prior to joining the Browns, Tabor spent three seasons (2008-10) as assistant special teams coach with Chicago. During Tabor's tenure with the Bears, Chicago consistently ranked among the league leaders in numerous departments. The Bears ranked in the top five in no less than nine different special teams categories combined over that three-year period. Chicago led the NFL in total return yards (6,570) and kickoff return yards (5,415), posted the second-best kickoff return average (25.1), ranked third in punt return defense (7.1) and produced the fifth-best punt return average (10.4). The Bears also registered six total kick returns for touchdowns in that time, which tied for second-most in the league.

Also during Tabor's stint in Chicago, the Bears tied for fifth in the league in punts inside the 20-yard line (90) and tied for seventh in field goal percentage (86.2). From 2008-10, Chicago was one of only six teams in the NFL to allow one or fewer kick return touchdowns as that total tied for second in the league over that three-year span.

Tabor also has helped shape some of the NFL's top return specialists. In 2008, Danieal Manning led the NFL in kickoff return average (29.7). In 2009, Johnny Knox finished second in the league in kickoff return average (29.0) and earned a Pro Bowl selection as a kick returner. In 2010, Devin Hester led the NFL in punt return average (17.1) and punt return touchdowns (3) en route to earning a Pro Bowl nod as a kick returner.

In 2010, the Bears ranked first in the league in punt return average (17.1), second in kickoff return average (25.4), second in average drive start after kickoffs (31.5) and ninth in punt return defense (7.8). The Bears' special teams unit also ranked fourth in the NFL, based on a composite formula devised by Rick Gosselin of the *Dallas Morning News*.

Prior to Chicago, Tabor spent two seasons at Western Michigan University (2006-07) as the running backs and special teams coach. He also spent four seasons at Utah State University, where he was the running backs and special teams coach in 2005 after being the Aggies' assistant head coach in charge of wide receivers from 2002-04.

Tabor coached at Central Methodist College (1995-96) in Fayette, Mo., before spending four seasons at the University of Missouri. He spent his first three years with the Tigers as an offensive graduate assistant (1997-99) before moving into the role of running backs and special teams coach in 2000. He was also the head coach at Culver-Stockton College in Canton, Mo. in 2001.

From 1993-1994, Tabor built experience at the community college and high school levels, coaching at Hutchinson (Kansas) Community College (1994) and Benton High School (1993) in St. Joseph, Mo.

Tabor graduated from Benedictine College in Atchison, Kansas, where he played four seasons at quarterback. He earned a master's degree in education from Columbia (Mo.) College.

Chris and his wife, Nikki, have two daughters, Paityn and Lainey.

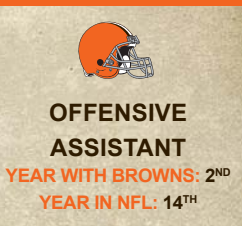
## TABOR'S CAREER COACHING BACKGROUND

1997-99	University of Missouri, Offensive Graduate Assistant Coach
2000	University of Missouri, Running Backs and Special Teams Coach
2001	Culver-Stockton College, Head Coach
2002-04	Utah State University, Assistant Head Coach/Wide Receivers
2005	Utah State University, Running Backs and Special Teams Coach
2006-07	Western Michigan University, Running Backs and Special Teams Coach
2008-10	Chicago Bears, Assistant Special Teams Coach
2011-	Cleveland Browns, Special Teams Coordinator

## SNEAK PEEK AT 2013

Fourteen of the Browns' 16 opponents for 2013 have already been determined. In addition to home and away games against each of their three AFC North rivals, the Browns will play home games next year against Buffalo, Miami, Chicago and Detroit. They will play road contests against New England, New York Jets, Green Bay and Minnesota. Also at home, they will host the AFC South team that finishes in the same position this year as the Browns. On the road, they will face the AFC West club that finishes in the same place as the Browns.

# CHRIS BEAKE



Chris Beake is in his second season as the Browns' offensive assistant coach after being named to the position on February 14, 2011.

Prior to joining the Browns, Beake spent the 2010 season as an offensive assistant with the San Francisco 49ers. He spent two years with the Seattle Seahawks, first as an offensive quality control coach in 2008 before serving as an offensive assistant/assistant special teams coach the following season.

Prior to his stint in Seattle, he was the linebackers coach with the Atlanta Falcons from 2004-06. During that time, Beake mentored Keith Brooking, who earned Pro Bowl selections in 2004 and 2005.

Before joining the Falcons, Beake spent six seasons in San Francisco in various roles. He was a pro personnel assistant (1998), quality control/defense coach (1999), defensive assistant (2000-02) and offensive assistant (2003).

Beake played quarterback at the Air Force Academy (1990-92), where he earned his degree in civil engineering in 1994. During the 1994 season, he served as a graduate assistant/defense coach while he was a lieutenant.

Prior to joining the NFL, Beake was a Civil Engineer Officer in the Air Force (1995-98), earning his master's degree in business administration from the University of West Florida in 1997.

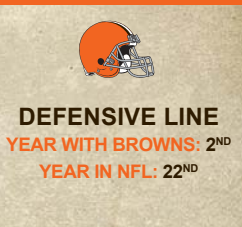
Beake's father, John, was the General Manager of the Denver Broncos for 14 years (1984-98), part of a 44-year career as a coach and administrator at the high school, college and pro level, which included stints as an assistant coach with the Kansas City Chiefs (1968-74) and New Orleans Saints (1976-77).

Chris and his wife, Andrea, have a son, Colin, and twin daughters, Madeline and Emilie.

## BEAKE'S CAREER COACHING BACKGROUND

1994	Air Force Academy, Graduate Assistant/Defense Coach
1999	San Francisco 49ers, Quality Control/Defense Coach
2000-02	San Francisco 49ers, Defensive Assistant Coach
2003	San Francisco 49ers, Offensive Assistant Coach
2004-06	Atlanta Falcons, Linebackers Coach
2008	Seattle Seahawks, Quality Control/Offense Coach
2009	Seattle Seahawks, Offensive Assistant/Assistant Special Teams Coach
2010	San Francisco 49ers, Offensive Assistant Coach
2011-	Cleveland Browns, Offensive Assistant Coach

# DWAIN BOARD



Dwaine Board was named the Browns' defensive line coach on January 31, 2011.

In his first season in Cleveland, Board helped shape a young defensive line, which included 2011 top draft picks Phil Taylor (first round) and Jabaal Sheard (second round), both of whom were all-rookie selections. Taylor and Sheard each started all 16 games to become the first pair of rookie defensive linemen to open every game in the NFL since 1992. Sheard led the Browns last season with 8.5 sacks and five forced fumbles. His 8.5 sacks were the most among all NFL rookie defensive linemen last year. Taylor finished with 4.0 sacks, the second-most among all rookie defensive tackles last season. Also under Board's guidance, defensive tackle

Ahtyba Rubin finished second among all NFL defensive linemen with 83 tackles while totaling a career-high five sacks.

Prior to joining the Browns, Board spent the 2009 season as the defensive line coach of the Oakland Raiders, and the six years prior to that in the same role with the Seattle Seahawks. In his first season in Seattle, the team's run defense rose to 19th in the NFL after finishing last the previous season. The club also ranked fourth in the NFC and tied for seventh in the NFL with 41 sacks. The defensive line posted 36 sacks in 2004, and was responsible for 32.5 of the team's NFL-leading 50 sacks in 2005. That season also saw the Seahawks' defense allow only one 100-yard rusher and set a franchise-low average by allowing 94.4 rushing yards per game, which ranked fifth in the NFL. The team also placed second in the NFL by allowing only five rushing touchdowns on the season. In fact, over a four-year period from 2005-08, the Seahawks' defense ranked second in the NFL with 136 sacks.

Board joined the NFL coaching ranks in 1990 as the defensive line assistant with the San Francisco 49ers after a successful 10-year playing career. He was promoted to defensive line coach in 1994. In 1998, the 49ers' defense ranked second in the NFL with 51 sacks, led by defensive end Chris Doleman's team-leading 15, which were third-most in the league.

During his 21 seasons as a coach, Board has tutored 10 Pro Bowlers, including Dana Stubblefield, who was named 1997 NFL Defensive Player of the Year when he posted a career-high 15 sacks, and Bryant Young, who was selected to four Pro Bowls and was named 1999 NFL Comeback Player of the Year under Board's direction.

A fifth-round draft choice of the Pittsburgh Steelers in the 1979 NFL Draft, Board was released by the Steelers and joined the 49ers as a rookie, where he registered a team-leading seven sacks. He played with San Francisco from 1979-88, and retired in 1988 after joining the New Orleans Saints for the final four games

of that season. Board tallied double-digit sack totals each year from 1983-85, including a career-high 13 in 1983. He was a member of each of the 49ers' first two Super Bowl championship clubs, and earned Super Bowl XIX Defensive Player of the Game honors after recording four tackles and two sacks in San Francisco's 38-16 victory over the Miami Dolphins.

A native of Rocky Mount, Va., he was a three-time All-America selection at North Carolina A&T State University in Greensboro, N.C., after graduating from Franklin County (Va.) High School.

Dwaine has three daughters, Camille, Allie and Tessa Raine.

## BOARD'S CAREER COACHING BACKGROUND

1990-93	San Francisco 49ers, Defensive Line Assistant Coach
1994-2002	San Francisco 49ers, Defensive Line Coach
2003-08	Seattle Seahawks, Defensive Line Coach
2009	Oakland Raiders, Defensive Line Coach
2011-	Cleveland Browns, Defensive Line Coach

## GARY BROWN



Gary Brown enters his fourth season as the Browns' running backs coach after being named to the post on February 17, 2009.

Last year, injuries forced the Browns to start three different players at running back over the course of the season. This included four starts by Chris Ogbonnaya, who began the season on Houston's practice squad. Ogbonnaya led the team in rushing five times on the year and finished with a 4.6-yard average per rush attempt (73-334), the highest figure for a Brown with more than 70 rushing attempts since Eric Metcalf put together a 4.7 mark (129-611) in 1993.

In 2010, Brown oversaw a backfield led by Peyton Hillis, who joined Hall of Famers Jim Brown and Leroy Kelly as the only Browns to record 11 or more rushing touchdowns in a single-season. Hillis rushed for 1,177 yards, a figure that ranked seventh in the AFC and 11th in the NFL that year.

In Brown's first season tutoring the team's running backs, Jerome Harrison led the club with 862 yards rushing, after he had amassed 448 yards in his first three NFL seasons combined. He rushed for 570 yards and five touchdowns on 113 carries (5.0) over the final four games, the second-highest total in the NFL over the final quarter of the season. His total included a Browns single-game record 286 yards at Kansas City on December 20, as he snapped Jim Brown's previous club mark of 237, which he reached twice.

As a team, the Browns averaged 4.2-yards per rush attempt in 2009 and a 4.0 figure in 2010, marking the first time the club averaged 4.0 or better in consecutive seasons since 2002-03.

Prior to joining Cleveland, Brown spent six seasons coaching on

the collegiate level. He spent the 2008 season as the running backs coach at Rutgers University, where he helped the Scarlet Knights to an 8-5 mark and a victory in the PapaJohns.com Bowl. Under Brown's tutelage, the trio of Kordell Young, Jourdan Brooks and Joe Martinek combined for 1,474 rushing yards, a 4.9-yard average per attempt and 15 rushing touchdowns in 2008.

Prior to joining Rutgers staff, Brown spent the previous two seasons (2006-07) as offensive coordinator at Susquehanna University. In 2007, while under the guidance of Brown, Crusaders sophomore running back Dave Paveletz produced the second-highest single-season rushing total in program history and was named first-team All-Liberty League.

Brown got his start in the coaching profession immediately following an eight-year NFL career as a player when he served as the offensive coordinator at Williamsport (Pa.) Area High School from 2000-02. He then broke into the college ranks as the running backs coach at Lycoming College (2003-05).

In addition to his collegiate positions, Brown also helped coach the running backs at New York Giants training camp in 2005, then worked with the Green Bay Packers in 2006 and Carolina Panthers in 2007 as part of the NFL's Minority Coaching Fellowship program.

Brown enjoyed a four-year career at Penn State (1987-90), where as a sophomore, he led the Nittany Lions in rushing yards with 689 yards and six touchdowns on 136 carries (5.1 avg.)

A native of Williamsport, Pa., Brown played eight seasons in the NFL (1991-95, 1997-99) after being selected in the eighth round of the 1991 NFL Draft by the Houston Oilers. In his career, he played for the Oilers (1991-95), Chargers (1997) and Giants (1998-99). During that time he ran for 4,300 yards and 21 touchdowns on 1,023 carries and caught 84 passes for 631 yards and three scores in 99 games. He rushed for 1,000 yards twice, including 1,002 in 1993 and 1,063 yards in 1998. His feat in 1993 was accomplished while playing in just eight games.

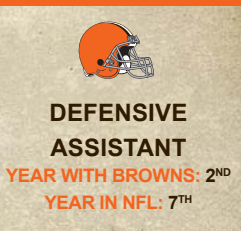
Brown went on to earn his degree in sports administration from Lock Haven University in 2005. He and his wife, Kim, have two daughters, Malena and Dorianna, and a son, Tre.



## BROWN'S CAREER COACHING BACKGROUND

2003-05	Lycoming College, Running Backs Coach
2006-07	Susquehanna University, Offensive Coordinator
2008	Rutgers University, Running Backs Coach
2009-	Cleveland Browns, Running Backs Coach

## CHUCK BULLOUGH



Chuck Bullough is in his second season as the Browns' defensive assistant coach after being named to the position on February 14, 2011.

Prior to joining the Browns, Bullough spent the previous five years at UCLA as the linebackers coach (2006-08) and defensive coordinator (2009-10). He helped guide three true freshman to the Pac 10 Conference All-Freshman team in 2010. In 2009, he coached three first team All-Americans, four first team All-Pac 10 honorees and the conference player of the year. That same year, the Bruins' defense led the Pac-10 Conference in takeaways (30), tackles for loss (8.15 pg) and red zone points allowed.

Before joining the Bruins' staff, Bullough spent one season at Western Michigan University (2005) as the Broncos' linebackers coach. That season, he tutored linebacker Ameer Ismail, who earned first-team All-Mid-American Conference honors. Bullough spent the 2004 season coaching linebackers and special teams at Lake Forest College.

Bullough's first stop in the NFL coaching ranks came with the Chicago Bears, where he spent five seasons (1999-2003) in

various capacities. During his time, he was the assistant linebackers coach (1999-2001), assistant defensive line coach (2002) and assistant secondary coach (2003), while also assisting with special teams all five seasons. Under his tutelage, Jerry Azumah, Glyn Milburn, Larry Whigham and Brian Urlacher each earned Pro Bowl selections. In addition, Urlacher was named 2000 NFL Defensive Rookie of the Year.

A four-year letterman at Michigan State University (1988-91), Bullough was a two-time All-Big Ten Conference selection as a linebacker. Drafted by Philadelphia in the eighth round of the 1992 NFL Draft, he spent three seasons with the Miami Dolphins (1993-95) and attended training camp with the Eagles (1992) and Indianapolis Colts (1996). Bullough began his coaching career at his alma mater in 1997, spending one season assisting the defensive backs (1997) and another assisting the offensive line (1998).

A second generation NFL player and coach, Bullough's father, Hank, was a member of Michigan State's 1952 National Championship team and was a fifth-round draft choice of the Green Bay Packers in 1955. The elder Bullough spent two seasons with the Packers (1955, 1958) before becoming an assistant coach at his alma mater for the next 11 years (1959-69), during which time the Spartans captured two National Championships (1965-66). He then spent 21 years as an NFL coach, most notably winning a Super Bowl title as an assistant with the 1970 Baltimore Colts and spending parts of the 1985 and 1986 seasons as the head coach of the Buffalo Bills. In 1994, he returned to Michigan State, where he served as the Spartans' defensive coordinator before retiring after the season.

A native of East Lansing, Mich., Chuck and his wife, Nicole, have two daughters, Chloe and Annika.

## BULLOUGH'S CAREER COACHING BACKGROUND

1997	Michigan State University, Assistant Defensive Backs Coach
1998	Michigan State University, Assistant Offensive Line Coach
1999-2001	Chicago Bears, Assistant Linebackers/Assistant Special Teams Coach
2002	Chicago Bears, Assistant Defensive Line/Assistant Special Teams Coach
2003	Chicago Bears, Assistant Secondary/Assistant Special Teams Coach
2004	Lake Forest College, Linebackers Coach/Special Teams Coordinator
2005	Western Michigan University, Linebackers Coach
2006-08	UCLA, Linebackers Coach
2009-10	UCLA, Defensive Coordinator
2011-	Cleveland Browns, Defensive Assistant Coach

## DID YOU KNOW?

Did you know that Browns Senior Assistant - Defense Coach Ray Rhodes made history as a wide receiver for the New York Giants in 1976? On Sunday, October 10, 1976, Rhodes caught an eight yard pass on the second play from scrimmage from Giants quarterback Craig Morton to record the first regular season NFL reception at Giants Stadium. During the contest, Rhodes notched two receptions for 21 yards as the Giants were defeated, 24-14, by the Dallas Cowboys in the stadium's NFL debut.

# NOLAN CROMWELL



**SENIOR ASSISTANT  
- OFFENSE**

**YEAR WITH BROWNS: 1<sup>ST</sup>**

**YEAR IN NFL: 20<sup>TH</sup>**

Nolan Cromwell was named the Browns' Senior Assistant - Offense on January 18, 2012. Cromwell brings 19 years of experience as an assistant coach in the NFL and 11 seasons as a player.

Most recently, Cromwell spent the 2010-11 seasons with the St. Louis Rams as wide receivers coach. In 2011, Cromwell helped acclimate wide receiver Brandon Lloyd following an in-season trade from Denver. Despite playing in just 11 games with the Rams, Lloyd led the team in receptions (51), receiving yards (683) and receiving touchdowns (5). In 2010, Cromwell guided a wide receiving corps that was led by Danny Amendola, who finished fifth in the NFC and ninth in the NFL with 85 receptions.

Prior to joining the Rams, Cromwell spent two seasons (2008-09) as the offensive coordinator at Texas A&M University.

Cromwell served as wide receivers coach in Seattle from 1999-2007. During his tenure, the Seahawks won four NFC West Division titles, reached the postseason five times and advanced to Super Bowl XL. Wide receivers Darrell Jackson (three times), Bobby Engram and Koren Robinson all recorded 1,000 yard receiving seasons under Cromwell. In 2007, Engram posted a club-record 94 receptions.

Prior to joining the Seahawks, Cromwell spent seven seasons (1992-98) in Green Bay, where the Packers made consecutive Super Bowl appearances in 1997 and 1998. He served as wide receivers coach in 1998 following six years as the club's special teams coordinator (1992-97). In Cromwell's lone season as wide

receivers coach, Antonio Freeman led the NFL with 1,424 receiving yards on 84 receptions and 14 touchdowns en route to a Pro Bowl selection. In 1996, the Packers led the NFL with a 15.1-yard punt return average. During the Packers' victory in Super Bowl XXXI, Desmond Howard returned a kickoff 99 yards for a touchdown and was named Super Bowl MVP.

Cromwell began his coaching career with the Los Angeles Rams in 1991 as a defensive/special teams assistant.

A second-round draft choice, Cromwell played his entire 11-year NFL career (1977-87) as a defensive back for the Rams. A four-time Pro Bowl honoree, he was also named the NFC Defensive Player of the Year in 1980 and was tabbed as the NFL Defensive Back of the Year by Football Digest in 1984. In addition, Cromwell was named to the NFL 1980s All-Decade Team.

He appeared in 161 regular season games and ended his career as the Rams' all-time leader in interception return yardage with 671 yards on 37 interceptions. He also played in Super Bowl XIV against the Steelers.

A four-year letterman at the University of Kansas (1973-76), Cromwell began his collegiate career as a defensive back his first two years before switching to quarterback as a junior. He set several school records as a wishbone quarterback and earned Big Eight Offensive Player of the Year accolades as well as All-America honors as he rushed for 1,124 yards in 1975. He was inducted into the Kansas Sports Hall of Fame in 1996.

Cromwell spent his freshman year at Logan (Kansas) High School where he helped the basketball team win a state championship. He finished at Ransom (Kansas) High School where he was a standout in football, basketball and track. He was a national AAU junior champion in the decathlon, a three-time state champion in track and earned consensus All-State honors in football and basketball. *The Wichita Eagle* named him the state's top high school player of the 1970's.

Cromwell and his wife, Mary, have two children, Lance and Jennifer.

## CROMWELL'S CAREER COACHING BACKGROUND

1991	Los Angeles Rams, Defensive/Special Teams Assistant Coach
1992-97	Green Bay Packers, Special Teams Coordinator
1998	Green Bay Packers, Wide Receivers Coach
1999-2007	Seattle Seahawks, Wide Receivers Coach
2008-09	Texas A&M, Offensive Coordinator
2010-11	St. Louis Rams, Wide Receivers Coach
2012-	Cleveland Browns, Senior Assistant - Offense

# BILL DAVIS



**LINEBACKERS**

**YEAR WITH BROWNS: 3<sup>RD</sup>**

**YEAR IN NFL: 21<sup>ST</sup>**

Bill Davis was named the Browns' linebackers coach on January 31, 2011. He re-joined the Browns' staff after previously serving as defensive quality control coach during the 1999 season.

In his first season tutoring the team's linebackers, Davis oversaw a group that helped the Browns finish 10th in the NFL in total defense after finishing 22nd the previous season. It marked the first time the Browns finished in the top-10 in total defense since 1994, when the club finished seventh. D'Qwell Jackson led team with 158 tackles, while also posting a career-high 3.5 sacks, an interception, a forced

fumble and three fumble recoveries. His tackle total was second in the NFL, while his three fumble recoveries tied for second. Under Davis' tutelage, Jackson was cited as the NFL Comeback Player of the Year by Peter King of *Sports Illustrated*. Chris Gocong finished third on the team with 67 tackles, while adding career-highs in sacks (3.5) and forced fumbles (2).

Prior to re-joining the Browns, Davis spent four seasons with the Arizona Cardinals, first as linebackers coach from 2007-08 and then as defensive coordinator from 2009-10. Safety Adrian Wilson garnered Pro Bowl selections in 2009 and 2010 while defensive tackle Darnell Dockett and defensive backs Antrel Rolle and Dominique Rodgers-Cromartie each earned the honor in 2009. In Davis' first year as defensive coordinator, his unit allowed 325 points, the fifth-lowest total for the franchise since the NFL went to a 16-game schedule in 1978. The Cardinals also tallied 21 interceptions, the team's highest figure since 1994.

From 2005-06, Davis served as the defensive coordinator with the San Francisco 49ers. Under Davis' tutelage, cornerback Walt Harris tied for the NFC lead with eight interceptions en route to garnering the only Pro Bowl and All-Pro selections of his 13-year career.

Davis joined San Francisco after completing one season (2004) as linebackers coach for the New York Giants.

Prior to that, Davis spent the previous three campaigns as the Atlanta Falcons' linebackers coach. During that span, linebacker Keith Brooking was selected to the Pro Bowl in each of his three seasons under Davis.

Before his stint in Atlanta, Davis spent one season with the Green Bay Packers (2000) as defensive assistant/defensive line coach and one season with the Browns (1999) as defensive quality control coach.

In 1995, Davis began a four-year stretch as the outside linebackers coach with the Carolina Panthers. In 1996, linebackers Kevin Greene and Lamar Lathon finished first and second in the NFL in sacks, with 14.5 and 13.5, respectively, as the Panthers advanced to the NFC Championship Game. Both players were selected to the NFC Pro Bowl squad that year.

Davis' first NFL coaching position came in 1992 with the Pittsburgh Steelers, where he worked as a defensive quality control coach. He remained on Bill Cowher's staff for two more seasons, serving as the defensive quality control coach and assisting with the linebackers.

While earning a master's degree in athletic administration, Davis served as a graduate assistant coach at Michigan State University from 1990-91. He was a quarterback and wide receiver at the University of Cincinnati.

Born in Youngstown, Ohio, Davis attended Berea (Ohio) High School. His father, Bill Davis, spent 15 seasons in the NFL as a coach and executive, including six years (1981-86) with the Browns as director of player personnel and later vice president of personnel. Bill and his wife, Sherry, have four daughters, Monica, Brooke and twins Grace and Ava, and a son, Billy.

## DAVIS' CAREER COACHING BACKGROUND

1990-91	Michigan State University, Graduate Assistant Coach
1992-94	Pittsburgh Steelers, Defensive Quality Control Coach
1995-98	Carolina Panthers, Outside Linebackers Coach
1999	Cleveland Browns, Defensive Quality Control Coach
2000	Green Bay Packers, Defensive Assistant/Defensive Line Coach
2001-03	Atlanta Falcons, Linebackers Coach
2004	New York Giants, Linebackers Coach
2005-06	San Francisco 49ers, Defensive Coordinator
2007-08	Arizona Cardinals, Linebackers Coach
2009-10	Arizona Cardinals, Defensive Coordinator
2011-	Cleveland Browns, Linebackers Coach

## STEVE HAGEN



Steve Hagen is going into his eighth season on the Browns' staff and his fourth as part of his second stint with the club. Before re-joining the team in 2009 as tight ends coach, he was a member of the staff from 2001-04.

In 2011, Hagen oversaw a group that combined for 91 receptions and seven touchdowns. The team's 91 receptions by the tight ends tied for the seventh-highest total in the NFL in 2011. The reception total was the highest by the Browns at that position since

they combined for 95 in 2007, while the touchdown total was the team's highest since they combined for nine scores in 2004.

Under Hagen's guidance in 2010, Benjamin Watson led the Browns with 68 catches for 763 yards and three touchdowns. His reception total was 10th in the AFC, led all AFC tight ends and was fifth among NFL tight ends. In addition, it was the sixth-highest total ever by a Browns tight end. Watson's yardage figure was second-most among AFC tight ends, fifth among NFL tight ends and was the eighth-highest figure by a tight end in Browns annals. He was the first tight end to lead the Browns in receiving yards since 1985, when Hall of Famer Ozzie Newsome accomplished the feat with 711 yards.

Hagen returned to the Browns in 2009 following a two-year stint as the tight ends coach at the University of North Carolina (2007-08). In 2008, the Tar Heels secured an 8-5 record as they went on to play in the Meineke Car Care Bowl, the school's first bowl appearance in four years. Prior to that, he was the offensive coordinator and quarterbacks coach at Fresno State University for one season (2006).



In his first stint with Cleveland, Hagen spent time as both the tight ends coach (2001-03) and quarterbacks coach (2004).

Prior to his work in the NFL, Hagen was the offensive coordinator and quarterbacks coach at the University of California from 1999-2000. He spent two seasons at San Jose State University as offensive coordinator, quarterbacks coach and recruiting coordinator (1997-98). He previously served as the head coach at Wartburg (Iowa) College in 1996, guiding the team to a 7-3 record, as the school ranked eighth in Division III in total offense.

Hagen got his start in the coaching profession as a graduate assistant at the University of Illinois in 1984. He served in the same role at the University of Kansas (1985-86), before getting his first full-time position, as receivers and tight ends coach at

Northern Arizona University from 1987-88. Stops at the University of Notre Dame (1989-90), Kent State University (1991), the University of Nevada-Reno (1992-93) and the University Nevada-Las Vegas (1990, 1994-95) followed. He was the offensive coordinator and quarterbacks coach at UNLV, and in that two-year span, the team broke 20 school offensive records.

Hagen was a wide receiver at Cal-Lutheran University from 1979-83, where he earned NAIA All-America honors as a senior. He earned a Bachelor of Arts in business.

Steve and his wife, Amy, have four children, sons, Nash, Wil and Soren, and a daughter, Hanna.

## HAGEN'S CAREER COACHING BACKGROUND

1984	University of Illinois, Graduate Assistant Coach
1985-86	University of Kansas, Graduate Assistant Coach
1987-88	Northern Arizona University, Receivers and Tight Ends Coach
1989-90	University of Notre Dame, Graduate Assistant/Receivers Coach
1990	University of Nevada-Las Vegas, Quarterbacks Coach
1991	Kent State University, Quarterbacks Coach
1992-93	University of Nevada-Reno, Offensive Coordinator and Quarterbacks Coach
1994-95	University of Nevada-Las Vegas, Offensive Coordinator and Quarterbacks Coach
1996	Wartburg (Iowa) College, Head Coach
1997-98	San Jose State University, Offensive Coordinator/Quarterbacks Coach/Recruiting Coordinator
1999-2000	University of California, Offensive Coordinator/Quarterbacks Coach
2001-03	Cleveland Browns, Tight Ends Coach
2004	Cleveland Browns, Quarterbacks Coach
2006	Fresno State University, Offensive Coordinator/Quarterbacks Coach
2007-08	University of North Carolina, Tight Ends Coach
2009-	Cleveland Browns, Tight Ends Coach

## TIM HAUCK



### DEFENSIVE BACKS

YEAR WITH BROWNS: 1<sup>ST</sup>

YEAR IN NFL: 3<sup>RD</sup>

Tim Hauck was named the Browns' defensive backs coach on January 23, 2012.

Hauck comes to the Browns after spending two seasons (2009-10) as an assistant secondary coach with the Tennessee Titans. In 2010, the Titans tallied 20 interceptions, the eighth-highest total in the NFL.

Prior to joining the Titans, Hauck spent five years as an assistant at the collegiate level. From 2004-06, he tutored the safeties at his alma mater, the University of Montana, before being promoted to secondary coach in 2007. In 2008, he coached the safeties at UCLA, as the Bruins ranked second in the Pac-10 in pass defense that year.

Hauck enjoyed a 13-year playing career as a safety in the NFL, which included stints with New England (1990), Green Bay (1991-94), Denver (1995-96), Seattle (1997), Indianapolis (1998), Philadelphia (1999-2001) and San Francisco (2002). He originally signed with the Patriots as an undrafted free agent in 1990. He appeared in 183 career regular season games in addition to eight playoff contests.

Hauck played safety at the University of Montana (1986-89) and earned All-America honors as a junior and senior. He is a native of Butte, Mont.

## HAUCK'S CAREER COACHING BACKGROUND

2004-06	University of Montana, Safeties Coach
2007	University of Montana, Secondary Coach
2008	UCLA, Safeties Coach
2009-10	Tennessee Titans, Assistant Secondary Coach
2012-	Cleveland Browns, Defensive Backs Coach

# KENT JOHNSTON



**STRENGTH &  
CONDITIONING**  
**YEAR WITH BROWNS: 3<sup>RD</sup>**  
**YEAR IN NFL: 20<sup>TH</sup>**

Kent Johnston was named the Browns' strength and conditioning coach on January 27, 2010. When he joined the team in 2010, it marked his return to the NFL following two years in the collegiate ranks and four years in the non-profit and business sector. Johnston possesses more than 26 years of coaching experience on both the collegiate and professional levels.

Johnston is a veteran of 19 seasons in the NFL, beginning with a five-year stint as the strength and conditioning coach with the Tampa Bay Buccaneers, from 1987-91. He took a similar position in 1992 on a Green Bay Packers staff that was led by current Browns President Mike Holmgren. Johnston served the next seven years in that role, and was instrumental in one of the most successful periods in Packers history, one in which the team put together seven winning seasons, six playoff berths, three division championships, two Super Bowl appearances and one Super Bowl title. In 1997, he was honored as the "Strength and Conditioning

Coach of the Year" by the Professional Football Strength and Conditioning Coaches' Society. In 2005, he was inducted into the USA Strength and Conditioning Hall of Fame in York, Pa.

Following his stint in Green Bay, Johnston joined Holmgren in Seattle and spent the next five seasons with the Seahawks (1999-2003). Seattle posted three winning marks and made a pair of playoff appearances during that time. He left the Seahawks following the 2003 season to take over as strength and conditioning coach at the University of Alabama, a post he held for the next two years.

Before breaking into the NFL coaching ranks, Johnston had collegiate stops at Northwestern State University (1980), University of Louisiana-Monroe (1981) and Alabama (1983-86). The initial two years of his first stint at Alabama were spent as a graduate assistant. In addition, Johnston served two years at the prep level, first coaching at Teague (Texas) High School in 1978, and then at Willis (Texas) High School in 1982.

Born in Mexia, Texas, Johnston is a graduate of Stephen F. Austin University. He earned his master's degree in physical education from Alabama in 1984.

Johnston and his wife, Pam, have four sons, Kody, Kole, Clay and Cade.

## JOHNSTON'S CAREER COACHING BACKGROUND

1980	Northwestern State University, Strength and Conditioning Coach
1981	University of Louisiana-Monroe, Strength and Conditioning Coach
1983-84	University of Alabama, Graduate Assistant Coach
1985-86	University of Alabama, Strength and Conditioning Coach
1987-91	Tampa Bay Buccaneers, Strength and Conditioning Coach
1992-98	Green Bay Packers, Strength and Conditioning Coach
1999-2003	Seattle Seahawks, Strength and Conditioning Coach
2004-05	University of Alabama, Strength and Conditioning Coach
2010-	Cleveland Browns, Strength and Conditioning Coach

# RICK LYLE



**ASST. STRENGTH  
& CONDITIONING**  
**YEAR WITH BROWNS: 4<sup>TH</sup>**  
**YEAR IN NFL: 7<sup>TH</sup>**

Rick Lyle is entering his fourth season with the Browns as assistant strength and conditioning coach. He joined the club in 2009 after spending the previous three seasons with the New York Jets as an assistant strength and conditioning coach/nutrition coordinator.

This is Lyle's second stint with the Browns, with his first having occurred as a player. His NFL career started with the club in 1994 as an undrafted college free agent, and he spent two years with the team before it moved to Baltimore. Lyle's 10 NFL seasons consisted of stops with Cleveland (1994-95), Baltimore (1996), the Jets (1997-2001) and New England (2002-03). He registered 250

tackles and 11 sacks in 113 career contests, and was a member of the New England Patriots' Super Bowl championship squad in 2003.

Lyle was a four-year letterman at the University of Missouri (1990-93), where he starred as a defensive lineman, netting 18 career sacks, including a team-high eight as a senior. He graduated from Missouri with a degree in parks, recreation and tourism. At Missouri, he was also an All-America performer in the shot put and threw the discus.

Lyle was awarded his certification as a strength and conditioning specialist by the National Strength and Conditioning Association in 2010.

Born in Monroe, La., and raised in Kansas City, Mo. Lyle attended Hickman Mills (Mo.) High School where he lettered in football, track and wrestling. He was a two-time state champion in the shot put and placed fifth in the state wrestling tournament as a heavyweight.

Rick and his wife, Laura, have two daughters, Haley and Audrey.

## LYLE'S CAREER COACHING BACKGROUND

2006-08  
2009-

New York Jets, Assistant Strength & Conditioning/Nutrition Coordinator  
Cleveland Browns, Assistant Strength and Conditioning coach

## SHAWN MENNENGA



**SPECIAL TEAMS  
ASSISTANT**  
YEAR WITH BROWNS: 2<sup>ND</sup>  
YEAR IN NFL: 2<sup>ND</sup>

Shawn Mennenga is in his second season as the Browns' special teams assistant coach after being named to the position on February 14, 2011.

Prior to joining the Browns, Mennenga spent the 2009-10 seasons as the linebackers coach at South Dakota State University. In 2009, the Jackrabbits' defense ranked in the top 20 nationally in four categories, including pass efficiency (4th – 99.55), rushing

defense (14th – 104.3 ypg), points per game allowed (16th – 17.4) and total defense (17th – 289.5 ypg).

Before joining South Dakota State's staff, Mennenga spent four seasons (2005-08) as the defensive coordinator at Fort Hays State University in Hays, Kansas. He spent the previous four years at Culver-Stockton College in Canton, Missouri, where he served one season as the Wildcats' defensive coordinator (2001) and the final three as the team's head coach (2002-04).

During his collegiate coaching career, he has also held assistant positions at Hutchinson Community College (defensive coordinator – 1998-2000), Western Kentucky University (outside linebackers – 1997) and Southwest Baptist University (1995-96 – secondary; 1994 – graduate assistant).

Mennenga lettered one season as a defensive back at the University of Missouri in 1992. A native of Melbourne, Iowa, he and his wife, Christie, have a son, Garrett, and a daughter, Ashley.

## MENNENGA'S CAREER COACHING BACKGROUND

1994	Southwest Baptist University, Graduate Assistant Coach
1995-96	Southwest Baptist University, Secondary Coach
1997	Western Kentucky University, Outside Linebackers Coach
1998-2000	Hutchinson Community College, Defensive Coordinator
2001	Culver-Stockton College, Defensive Coordinator
2002-04	Culver-Stockton College, Head Coach
2005-08	Fort Hays State University, Defensive Coordinator
2009-10	South Dakota State University, Linebackers Coach
2011-	Cleveland Browns, Special Teams Assistant Coach

## RAY RHODES



**SENIOR ASSISTANT  
- DEFENSE**  
YEAR WITH BROWNS: 2<sup>ND</sup>  
YEAR IN NFL: 32<sup>ND</sup>

Ray Rhodes was named the Browns' senior assistant - defense on February 14, 2011. He has 31 years of experience coaching in the NFL, including five seasons as a head coach. He also played in the league for seven seasons.

Rhodes spent the 2008-10 seasons with the Houston Texans, serving first as assistant defensive backs coach in 2008 before spending the last two seasons as senior defensive assistant with an emphasis on the safety position.

Prior to Houston, Rhodes spent five seasons with the Seattle Seahawks as defensive coordinator (2003-05) and special projects/defense (2006-07). In 2005, his role was limited due to illness, but he maintained his involvement with the defense as

the group led the NFL in sacks (50), finished second in red zone defense (40.4%), ranked second in rushing touchdowns allowed (5), yielded just one 100-yard rusher and saw rookie linebacker Lofa Tatupu earn a trip to the Pro Bowl.

Rhodes also served as the defensive coordinator in Washington (2000) and Denver (2001-02). In his lone season with the Redskins, the team ranked in the top 10 in the NFL in numerous categories including net passing yards (2nd, 163.6 ypg), total net yards (4th, 279.6 ypg), points allowed (7th, 16.8 pg) and sacks (8th, 45). In addition, Champ Bailey and Marco Coleman earn Pro Bowl nods. In his first season with the Broncos, Deltha O'Neal, Trevor Pryce and Al Wilson all earned Pro Bowl selections as the team finished in the top 10 in the NFL in turnovers forced (5t, 37), net rushing yards (6th, 93.3 ypg) and total net yards (8th, 298.4 ypg).

Before leading the Redskins' defense, Rhodes spent five seasons as a head coach in the NFL. From 1995-98 he served in this capacity with the Philadelphia Eagles. In his first year there, he earned NFL Coach of Year honors after guiding the Eagles to a 10-6 mark and an appearance in the NFC Divisional Round of the playoffs. The team sported an identical 10-6 mark the following year (1996) as they qualified for an NFC Wild Card berth. Rhodes is the only head coach in Eagles history to lead the team to playoff



appearances in his first two years with the team. Following his four-year stint in Philadelphia, Rhodes was the head coach in Green Bay in 1999, as he led the Packers to an 8-8 record.

Rhodes got his start in the NFL with the 49ers as assistant secondary coach from 1981-82 before coaching defensive backs from 1983-91. He spent two seasons as defensive coordinator in Green Bay (1992-93) before returning to San Francisco as defensive coordinator in 1994. In 1993, the Packers ranked seventh in the NFL in pass defense (181.3 ypg), eighth in rush defense (98.9 ypg) and tied for third in sacks (46). In 1994, he helped the 49ers capture Super Bowl XXIX as they were second in the league in rush defense (83.6 ypg), sixth in points allowed (18.5 pg) and tied for fifth in turnovers forced (35). Merton Hanks, Tim McDonald, Deion Sanders and Dana Stubblefield all earned Pro Bowl honors that year.

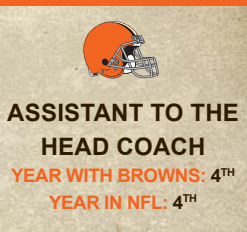
Rhodes spent two seasons as a running back at Texas Christian University (1969-70) before transferring to the University of Tulsa (1972-73). He was a 10th round draft selection by the New York Giants in 1974 and played wide receiver for his first three NFL seasons (1974-76), before switching to defensive back for the final four years of his career (1977-80). Overall, Rhodes appeared in 97 regular season contests and in 1975 he led the NFC with an average of 20.7 yards per reception.

Ray and his wife, Carmen, have four daughters, Detra, Candra, Tynesha and Raven.

## RHODES' CAREER COACHING BACKGROUND

1981-82	San Francisco 49ers, Assistant Secondary Coach
1983-91	San Francisco 49ers, Defensive Backs Coach
1992-93	Green Bay Packers, Defensive Coordinator
1994	San Francisco 49ers, Defensive Coordinator
1995-98	Philadelphia Eagles, Head Coach
1999	Green Bay Packers, Head Coach
2000	Washington Redskins, Defensive Coordinator
2001-02	Denver Broncos, Defensive Coordinator
2003-05	Seattle Seahawks, Defensive Coordinator
2006-07	Seattle Seahawks, Special Projects/Defense
2008	Houston Texans, Assistant Defensive Backs Coach
2009-10	Houston Texans, Senior Defensive Assistant Coach
2011-	Cleveland Browns, Senior Assistant - Defense

## LUKE STECKEL



Luke Steckel enters his fourth season with the Browns as the Assistant to the Head Coach.

Steckel serves as the liaison between Head Coach Pat Shurmur and the rest of the coaching staff to all departments within the Browns organization. He also manages Shurmur's off-the-field activity, including various football operations, practice

administration, player and staff communication, scheduling and personal requests. In addition to his duties for Shurmur, Steckel works with the coaching staff by assisting them with scouting reports, film breakdown and practice drills. He worked extensively with the defensive backs last season.

Steckel was a three-year letterman as a linebacker at Princeton University (2004-06) where he earned a Bachelor's degree in Political Economy with a concentration in American Politics. As a senior, he served as team captain and led the Tigers to a 9-1 record and the Ivy League Championship.

Born in Boston, Mass., Steckel attended Brentwood (Tenn.) High School, where he helped the team to the 5A State Championship as team captain during his senior season. Steckel's father, Les, was a coach for 32 years with 23 of them in the NFL, including the 1984 season as the head coach of the Minnesota Vikings.

## STECKEL'S CAREER COACHING BACKGROUND

2009-	Cleveland Browns, Assistant to the Head Coach
-------	---

## A WELCOME BYE

The Browns' bye week in 2012 will take place on November 11, following the ninth game of the season. Since the NFL instituted the open week in 1990, it is tied for the latest the Browns have had the bye when it fell during the course of the season, as it also occurred after nine contests in 2002. In 1999, the team's first year back, as well as 2000, its bye came following the 16th game of the season. There was a bye each week in both of those years since the league consisted of 31 teams during that time.

# GEORGE WARHOP



**OFFENSIVE LINE**  
**YEAR WITH BROWNS: 4<sup>TH</sup>**  
**YEAR IN NFL: 17<sup>TH</sup>**

George Warhop is entering his fourth year of service as the offensive line coach with the Browns and his 17th overall in the NFL.

In Warhop's three years with the team, left tackle Joe Thomas has been voted to the AFC Pro Bowl squad each season, while also being selected to numerous All-Pro teams. Center Alex Mack was a consensus all-rookie selection in 2009 and was selected to the 2010 AFC Pro Bowl roster and *Sports Illustrated's* All-Pro team. The 2010 season marked the first time since the 1981 Pro Bowl that at least two Browns offensive linemen were chosen to the AFC squad.

Last season, three linemen participated in every offensive play as Thomas, rookie left guard Jason Pinkston and Mack played every offensive snap. Thomas has started and played in each of the first 80 games of his career, while Mack has started the first 48 games of his career. Neither player has missed an offensive snap during their career. In addition, Pinkston was one of six NFL rookie offensive linemen and one of two guards to start every game in 2011. He also joined Eagles center Jason Kelce as the only two rookies drafted in the fifth round or later to start in all 16 games last season.

Prior to joining the Browns in 2009, Warhop spent the previous four seasons with the 49ers. In San Francisco, Warhop shaped an offensive line which paved the way for running back Frank Gore

to become the first player in franchise history with three consecutive 1,000-yard rushing seasons (2006-08). This included a franchise-record 1,695 yards in 2006, a figure which led the NFC that year. In 2007, Warhop oversaw the development of rookie tackle Joe Staley, who opened all 16 games at right tackle and became the first rookie offensive lineman in 49ers history to start all 16 contests. In addition, guard Larry Allen was selected to the NFC Pro Bowl squad that year.

Warhop joined San Francisco after spending the previous two seasons (2003-04) with the Dallas Cowboys. In Warhop's two years with the Cowboys, tackle Flozell Adams and guard Larry Allen were selected to the NFC Pro Bowl squad both times.

Warhop got his start in the NFL as an offensive line assistant with the St. Louis Rams from 1996-97. That catapulted him into the position of offensive line coach with the Arizona Cardinals in 1998, a spot he held for the next five years. During his tenure with the Cardinals, Warhop tutored the group through a steady decline in quarterback sacks allowed from the 78 surrendered in 1997 – the year prior to his arrival – to 50 in 1998, 45 in 1999, 35 in 2000 and 29 in 2001.

Warhop entered the coaching arena in 1983, as a student assistant at his alma mater, the University of Cincinnati. He then served on the offensive staffs at the University of Kansas (1984-86), Vanderbilt University (1987-89) and the University of New Mexico (1990-91). From 1991-92, he was the offensive coordinator for the London Monarchs of the World League of American Football, helping that team to a World Bowl title in 1991. He had a pair of stops as an offensive line coach at the collegiate level, at SMU (1993) and Boston College (1994-95) before embarking on his NFL career.

Warhop was a standout offensive lineman at Rubidoux High School in Riverside, Calif., and went on to play guard at Mount San Jacinto (Calif.) College before moving on to the University of Cincinnati, where he played center.

## WARHOP'S CAREER COACHING BACKGROUND

1983	University of Cincinnati, Student Assistant Coach
1984-86	University of Kansas, Offensive Staff
1987-89	Vanderbilt University, Offensive Staff
1990-91	University of New Mexico, Offensive Staff
1991-92	London Monarchs (WLA), Offensive Coordinator
1993	Southern Methodist University, Offensive Line Coach
1994-95	Boston College, Offensive Line Coach
1996-97	St. Louis Rams, Offensive Line Assistant Coach
1998-2002	Arizona Cardinals, Offensive Line Coach
2003-04	Dallas Cowboys, Offensive Line Coach
2005-08	San Francisco 49ers, Offensive Line Coach
2009-	Cleveland Browns, Offensive Line Coach

# MARK WHIPPLE



**QUARTERBACKS**  
**YEAR WITH BROWNS: 2<sup>ND</sup>**  
**YEAR IN NFL: 6<sup>TH</sup>**

Mark Whipple is in his second season as the Browns' quarterbacks coach, having been named to the post on January 31, 2011.

During his career, Whipple has spent 24 years as a collegiate coach, winning the 1998 NCAA Division I-AA National Championship as the head coach at the University of Massachusetts. In his four seasons as an NFL assistant coach, he has been a member of teams that have made three playoff appearances, claimed one division title and won a Super Bowl.

In his first season with the Browns, Whipple helped shape Colt McCoy during his first full season as a starter. Despite missing three games, McCoy totaled 2,733 passing yards to become the first Browns quarterback to pass for 2,500 or more yards since 2007, when Derek Anderson passed for 3,787 yards.

Whipple spent the 2009-10 seasons as the assistant head coach/offensive coordinator/quarterbacks coach at the University of Miami. In 2010, the Hurricanes' offense totaled 5,493 yards, while they produced 5,199 yards in 2009, becoming only the eighth and ninth teams in school history to amass 5,000 yards.

Prior to joining the Hurricanes staff, Whipple spent the 2008 season as an offensive assistant with the Philadelphia Eagles. That season, quarterback Donovan McNabb set single-season franchise records for passing yards (3,916), completions (345) and attempts (571) en route to leading the club to an appearance in the NFC Championship game.

Whipple entered the NFL coaching ranks in 2004 with the Pittsburgh Steelers, spending three seasons (2004-06) as the team's quarterbacks coach. Under Whipple's tutelage, quarterback Ben Roethlisberger set an NFL rookie record for completion percentage (66.4%) and passer rating (98.1%) in 2004, while becoming the first rookie quarterback in league history to win his first 13 regular season starts. The following year, he became the youngest starting quarterback to win a Super Bowl.

Before joining the Steelers' staff, Whipple spent six seasons as the head coach at the University of Massachusetts (1998-2003).

As head coach of the Minutemen, his teams posted an overall record of 49-25 (.662), won the 1998 NCAA Division 1-AA National Championship and captured two Atlantic 10 Conference titles. He was named the National Coach of the Year in 1998 and the Atlantic 10 Coach of the Year in 2003.

Whipple also spent four seasons as the head coach at his alma mater, Brown University (1994-97), where he led the Bears to a four-year composite record of 24-16 (.600). He also served six seasons as the head coach at the University of New Haven (1988-93), where he guided the Chargers to a mark of 48-17 (.738).

Whipple began his coaching career in 1980 as a graduate assistant at St. Lawrence University in Canton, N.Y. He subsequently held collegiate assistant coaching positions at Union College (1981-82), Brown (1983) and New Hampshire (1986-87). He held his first professional coaching position with the Arizona Wranglers of the USFL in 1984.

A three-year letterman at Brown University (1976-78), Whipple was the Bears' starting quarterback for two seasons (1977-78), leading the team to a 13-5 record as a starter. In 1976, he was a member of the school's first-ever Ivy League championship team. He was also a four-year letterman on the Bears' baseball team. He was inducted into the Brown Athletic Hall of Fame in 1996. A native of Tarrytown, N.Y., Whipple and his wife, Brenda, have two sons, Spencer and Austin. Spencer was a quarterback at the University of Miami during the 2009-11 seasons and is now a graduate assistant at the University of Pittsburgh.

## WHIPPLE'S CAREER COACHING BACKGROUND

1980	St. Lawrence University, Graduate Assistant Coach
1981-82	Union College, Offensive Coordinator
1983	Brown University, Wide Receivers Coach
1984	Arizona Wranglers (USFL), Offensive Quality Control Coach
1986-87	University of New Hampshire, Offensive Coordinator
1988-93	University of New Haven, Head Coach
1994-97	Brown University, Head Coach
1998-2003	University of Massachusetts, Head Coach
2004-06	Pittsburgh Steelers, Quarterbacks Coach
2008	Philadelphia Eagles, Offensive Assistant Coach
2009-10	University of Miami (Fla.), Assistant Head Coach/Offensive Coordinator/Quarterbacks Coach
2011-	Cleveland Browns, Quarterbacks Coach

## MIKE WILSON



**WIDE RECEIVERS**  
**YEAR WITH BROWNS: 2<sup>ND</sup>**  
**YEAR IN NFL: 7<sup>TH</sup>**

Mike Wilson was named the Browns' wide receivers coach on January 31, 2011.

In his first season with the Browns, Wilson oversaw the development of second round pick Greg Little, who led the team with 61 receptions and 709 receiving yards. His reception total

was second among rookie wide receivers last year and was the second highest total by a Browns rookie.

Wilson spent the 2009-10 seasons as the wide receivers coach of the Las Vegas Locomotives, of the UFL, as the team claimed the league championship both years.

Prior to his stint with the UFL, Wilson spent three seasons with the Arizona Cardinals, coaching both tight ends (2004) and wide receivers (2005-06). Wilson oversaw the development of wide receivers Anquan Boldin and Larry Fitzgerald, both of whom earned Pro Bowl selections under his tutelage. In 2005, Fitzgerald set a career-high and tied for the league lead with 103 receptions, while adding 1,409 receiving yards and 10 touchdowns. Boldin recorded career-bests with 102 receptions and 1,402 receiving yards in 2005, as the duo became only the third pair of teammates in NFL history to each catch more than 100 passes and top 1,400 receiving yards in the same season.



In 2003, Wilson worked with the Washington Redskins' wide receivers in training camp through the NFL's Minority Coaching Fellowship program.

Wilson served as the wide receivers coach at the University of Southern California from 1997-99 before spending four years in private business. During his time with the Trojans, he helped shape wide receivers Windrell Hayes, Billy Miller, Larry Parker and R. Jay Soward, all of whom were NFL draft picks.

Prior to his stint at USC, Wilson spent two seasons with the Oakland Raiders (1995-96) as the wide receivers coach, where he worked with Hall of Fame receiver Tim Brown. During that two-year span, Brown ranked eighth in the NFL with 179 receptions, eighth with 2,446 yards and tied for eighth with 19 touchdowns while earning Pro Bowl selections both years.

Wilson began his coaching career at Stanford University, where he served as wide receiver and tight ends coach from 1992-94

under head coach Bill Walsh. The Cardinals posted a 10-3 record in 1992, capped by a victory in the Blockbuster Bowl.

A ninth-round draft pick by the Dallas Cowboys in the 1981 NFL Draft, Wilson spent 10 seasons with the San Francisco 49ers (1981-90) as a wide receiver, where he appeared in 136 regular season games. During his career with San Francisco, Wilson helped the 49ers to four Super Bowl titles, six NFC Championship game appearances and eight division titles. Wilson is one of three wide receivers (Lynn Swann and John Stallworth) in NFL history to win four Super Bowl titles.

A native of Los Angeles, Wilson graduated from Washington State University with a communications degree and was a two-sport standout at Carson (Calif.) High School.

Mike has two daughters, Samantha, a 2012 graduate of Yale University, and Emma, a 2012 graduate of DePaul University.

## WILSON'S CAREER COACHING BACKGROUND

1992-94	Stanford University, Wide Receivers and Tight Ends Coach
1995-96	Oakland Raiders, Wide Receivers Coach
1997-99	University of Southern California, Wide Receivers Coach
2004	Arizona Cardinals, Tight Ends Coach
2005-06	Arizona Cardinals, Wide Receivers Coach
2009-10	Las Vegas Locomotives (UFL), Wide Receivers Coach
2011-	Cleveland Browns, Wide Receivers Coach

## PLAYER PERSONNEL

### JON SANDUSKY

#### DIRECTOR OF PLAYER PERSONNEL



Jon Sandusky is in his third season with the Cleveland Browns after spending the previous nine seasons on the personnel staff of the Philadelphia Eagles. Sandusky is responsible for the evaluation of all college prospects and pro free agents, monitoring the waiver wire for potential transactions and helping coordinate the day to day operations of the front office in Berea.

Sandusky joined the Eagles as an intern in 2001 before being named a pro scout the following year. He served in that role from 2002-07 before being promoted to director of pro personnel in 2008. During Sandusky's

nine seasons in Philadelphia, the Eagles reached the playoffs seven times, won five NFC East Division titles and appeared in five NFC Championship games, including his first season as Pro Director in 2008. In 2004, the Eagles won the NFC Championship and appeared in Super Bowl XXXIX. Before joining the Eagles, Sandusky was a coaching intern for one year at Penn State (2000).

A native of State College, Pa., Sandusky was a safety for Penn State from 1996-99, and graduated from the school with a degree in exercise science. As a Nittany Lion, he was a member of the Big Ten's all-academic squad from 1998-99 and received the Frank Patrick Commitment Award in 1998 for his dedication, academics and conditioning.

Jon and his wife, Kia, have two sons, Brady and Chase.

### JOHN SPYTEK

#### DIRECTOR OF COLLEGE SCOUTING



John Spytek is in his third season with the Cleveland Browns as director of college scouting. Spytek came to the club after spending the previous five seasons on the personnel staff of the Philadelphia Eagles.

The Browns have produced four all-rookie selections during Spytek's time as director of college scouting, including Joe Haden and T.J. Ward in 2010, and Phil Taylor and Jabaal Sheard last season.

After beginning his tenure with the Eagles as an intern in the pro personnel department in 2005, Spytek was hired full-time the following year, as a college scouting assistant. He was promoted to college/pro scout in 2007 and served the next three years in that role. During Spytek's five seasons in Philadelphia, the Eagles earned three trips to the playoffs and advanced to the NFC Championship game in 2008.

He also spent the 2004 season as an intern in the Detroit Lions' football operations department.

Spytek attended the University of Michigan, where he earned three letters as a linebacker (2000-02). There, he earned his undergraduate degree in general studies and his master's in sports management. A native of Pewaukee, Wis., Spytek resides in Northeast Ohio with his wife, Kristen.

## SCOUTS

### PAT ROBERTS

#### SENIOR NATIONAL SCOUT



Pat Roberts is in his eighth season with the Browns and third as Senior National Scout. He served as the team's Director of College Scouting in 2009 after spending the previous four seasons as a national scout.

Prior to joining the Browns in 2005, Roberts served the previous seven years with the Chicago Bears in various roles within their scouting department. He spent the 2004 season as the Bears' Southeast Area Scout, while serving as the club's Northeast Area Scout for five seasons (1999-03). He joined the Bears in 1998 and was an in-house scout for the team during the 1998 season.

A graduate of DePauw University in Greencastle, Indiana, Roberts played four years as an offensive guard (1991-94) and graduated in 1995 with a degree in exercise science. Following graduation, Roberts continued his education and received his master's degree from Indiana State in 1997, while coaching football at DePauw (1995-97). Roberts was running backs coach in 1995 and served as offensive line coach for two seasons (1996-97).

In 1998, Roberts briefly served as head strength coach and offensive line coach for Division III Millsaps College in Jackson, Miss., before accepting a position with the Chicago Bears.

A native of Mishawaka, Ind., Roberts and his wife, Allison, an attorney, live in High Bridge, N.J., and have a daughter, Sophia, and a son, Ryder.

### DONOVAN BEIDELSCHIES

#### COLLEGE AREA SCOUT



Donovan Beidelschies is entering his eighth season with the Browns and third as a college area scout. He spent two seasons with the club as team operations coordinator (2005-06), two more as a player personnel assistant – college scout (2007-08) and one as a scout (2009).

Before joining the Browns, Beidelschies spent four seasons (2001-04)

at Thiel College in Greenville, Pa., as an assistant football coach, special teams coordinator and travel coordinator. He also served one year (2000) as an assistant coach at Allegheny College.

Beidelschies played football at Heidelberg College and graduated with a B.A. in history and secondary education in 2000. He went on to earn his master's degree in higher education administration from Youngstown State University in 2004.

A native of Tiffin, Ohio, he and his wife, Michelle, reside in Medina, Ohio with their daughter, Meagan.

### ZAC BOCIAN

#### COLLEGE AREA SCOUT



Zac Bocian is entering his 10th season with the Browns and sixth season as a college scout. Prior to becoming a college scout, he spent two seasons as a scouting assistant.

Bocian originally joined the Browns in 2003 as an intern in the video department and later assisted in various scouting and coaching capacities. He graduated from the University of California in 2003 after playing tight end at Diablo Valley College. Bocian was born in Oakland, Calif., and resides in San Francisco.

### A.J. DURSO

#### PRO SCOUT



A.J. Durso joined the Browns as a pro scout in 2010 after serving the previous four seasons with the Seahawks.

He spent his first three years in Seattle in football operations (2006-08), as an assistant to Executive

Vice President & Head Coach Mike Holmgren, and the 2009 season as an offensive assistant. In 2005, he interned in the Seahawks' operations department.

Durso is a graduate of the SUNY Institute of Technology, where he was a member of the baseball team. He and his wife, Toby, reside in Brunswick, Ohio.

## TOM HEADLEE

PRO SCOUT



Tom Headlee is in his third season as a member of the Browns' scouting staff after spending the previous 10 years as a coach with the Seattle Seahawks.

Headlee spent his first six seasons with the Seahawks as a coaching as-

sistant (2000-05) and the final four as the team's defensive quality control coach (2006-09).

A graduate of Washington State University, he earned his degree in education in 2000. A native of Kirkland, Wash., Tom and his wife, Deborah, have three daughters, Kiara, McKenna and Ava.

## MARCUS HENDRICKSON

COLLEGE AREA SCOUT



Marcus Hendrickson is in his fourth season as a member of the Browns' scouting staff and first as a college area scout after spending the previous three seasons as a player personnel assistant.

Hendrickson was a four-year letterman at Luther College in Decorah,

Iowa. As a linebacker, he was named Defensive MVP as a junior and senior and served as team captain during his final season.

He is a native of Blanchardville, Wis., and resides in Berea. His brother, Milt, is a scout for the Baltimore Ravens.

## DAVID HINSON

COLLEGE AREA SCOUT



David Hinson is entering his fourth year with the Browns as a college area scout. Prior to joining the Browns he spent the previous four seasons (2005-08) as an area scout with the New Orleans Saints, where he was responsible for evaluating players at the schools located in the Northeast region of the United States.

Hinson joined the Saints after three years with the Buffalo Bills, where he

had been the club's scout for the BLESTO scouting service from 2002-04. He was promoted by the Bills after a stint in the team's player personnel department.

A native of Jamestown, N.Y., Hinson graduated from the University at Buffalo in 1999, where he earned his degree in business management and played tailback on the school's football team. He also had a standout prep career at Jamestown High School, where he earned all-state honors and was selected as the New York Player of the Year in 1994.

Hinson lives in Carmel, Ind., with his wife, Lindsey, and daughter, Aza.

## CHISOM OPARA

COLLEGE AREA SCOUT



Chisom Opara is in his eighth season with the Browns as an area scout. He joined the club after spending the 2004 season with the Baltimore Ravens as a player personnel assistant, where he served as an in-house scout and prepared special teams scouting reports, as well as scouting local colleges in Maryland, Delaware, West Virginia and Pennsylvania.

Opara originally signed with the Baltimore Ravens as an undrafted free agent in 2003 and went to training camp with the team. Opara went back to school and graduated from Princeton in 2004 with a B.A. in politics.

Opara played collegiately as a wide receiver at Princeton and finished his career second all-time in receiving yards (2,198) and third in receptions (154). A native of Baltimore, Md., he served as team captain his senior year and was a second-team All-Ivy League selection.

## JIM BROWN AMONG NFL ALL-TIME LEADERS IN 100-YARD GAMES

Despite the fact that he only played for nine seasons and in 118 regular season games, Jim Brown accounted for an incredible 58 100-yard rushing games in his career. This translates into nearly one such game for every two in which he played. Brown's total of 58 ranks as the sixth-highest figure in NFL annals, trailing only Emmitt Smith (78 in 226 career games), Walter Payton (77 in 190 career games), Barry Sanders (76 in 153 career games), Eric Dickerson (64 in 146 career games) and Jerome Bettis (61 in 192 career games).



## DAN SAGANEY

PRO SCOUT



Dan Saganey is in his fourth season as a member of the Browns' scouting staff and second as a pro scout after spending the previous two seasons as a player personnel assistant.

Prior to joining the Browns, Saganey spent two seasons as a coach at Harvard University, first assisting with

the defensive line (2007) and then leading the wide receivers (2008). During his two seasons in Cambridge, the Crimson captured consecutive Ivy League Championships for only the third time in school history.

He began his coaching career in 2006 as the tight ends/tackles coach at Bentley College in Waltham, Mass. A native of Norfolk, Mass., Saganey earned a degree in government from Colby College (Waterville, Maine), where he spent four years as a member of the Mules' offensive line.

## JOHNATHON STIGALL

COLLEGE AREA SCOUT



Johnathon Stigall is in his third season with the Browns following a four-year stint as the Midwest scout with the Philadelphia Eagles.

Prior to joining Philadelphia in 2006, Stigall spent the 2000-05 seasons in a similar role with the Miami Dolphins. He got his start in the NFL as an intern

in the player personnel department of the Chicago Bears in 1999. A four-year letterman as a running back at DePauw University in Greencastle, Ind. (1995-98), Stigall earned his degree in sports science with a minor in education. He finished his career as the school's fourth all-time leading rusher with 2,415 yards on 532 carries. He also tied for second in school history with 41 touchdowns.

A native of Oxford, Ohio, Stigall resides in Peoria, Ill., with his wife, Melissa, and two daughters.

## BOBBY VEGA

COLLEGE AREA SCOUT



Bobby Vega enters his eighth season with the Browns and sixth as a college area scout. Prior to becoming a scout, he spent two seasons as the club's scouting assistant. Vega entered the NFL in 2004, spending the summer as a player personnel intern with the Baltimore Ravens.

A four-year letterman at the College of Wooster, Vega spent his freshman season as a running back before switching to defense, where he was a linebacker for his final three seasons. As a senior, he served as team captain and ranked second on the club with 91 tackles as the Fighting Scots captured the North Coast Athletic Conference title. During his collegiate career, he earned All-Region honors and was named to the All-Conference squad twice. He graduated in 2005 with a degree in communications.

A native of Hartford, Conn., Vega currently resides in Morrisville, N.C.

## BOB WELTON

COLLEGE AREA SCOUT



Bob Welton is in his ninth season as a college scout for the Browns. His first two years with the team were spent as the teams BLESTO scout in charge of covering the Midwest. Prior to joining the club, he served seven years as a head high school football coach. Welton spent the 2003 season with Coloma (Mich.) High School where he guided the team to its first undefeated season and first playoff victory in school

history. For his efforts, he was named Lakeland Conference and MHS-FCA Region 5 Coach of the Year.

Welton spent the previous six seasons as head coach at South Haven (Mich.) High School where he helped revive the program and rebuild the

school's football stadium. Welton also served as head track coach at South Haven from 2001 until his departure. He taught physical education at the school from 1997 until 2003, when he began teaching special education.

Welton also has coached baseball and served as an assistant varsity football coach at Adrian (Mich.) High School from 1990-96.

Welton was born in Toledo, Ohio and grew up in Luna Pier, Michigan, where he attended Erie-Mason High School. He earned a bachelor's degree in physical education/health from Adrian (Mich.) College, where he played quarterback and was part of two MIAA championship teams. Welton did his post-graduate work at both Eastern Michigan University and Grand Valley State University.

Welton and his wife, Laura, have a son, Tye, and a daughter, Brooke, and reside in Boise, Idaho.

## FOOTBALL SUPPORT STAFF

### CHAD BOGARD

#### VIDEO DIRECTOR



Chad Bogard is in his fourth season as the Browns' video director, having re-joined the club in 2009. His first stint with the team was from 1999-2000 when he served as assistant video director.

Along with assistants Rob Pavlas and George Momirovic, Bogard handles all of the audio/visual needs for coaches, player personnel staff and players. They

record all practices and games, breaking each down into smaller elements to provide the team with as much detail as possible for game and opponent preparation.

Prior to re-joining the Browns, Bogard spent the previous eight seasons (2001-08) as the video coordinator for the University of Pittsburgh football

team. He also supervised the video production for the school's 19 varsity sports. In his final year at Pitt, he was the Big East Conference representative for the College Sports Video Association.

In addition to the Browns, Bogard was an assistant video director in the NFL with the New Orleans Saints for two years (1997-98). He also spent one season as an assistant with the Scottish Claymores of the World League of American Football.

Bogard, who earned his degree in broadcast journalism from the University of Wisconsin-River Falls, first served as an intern with the Kansas City Chiefs from 1996-97.

Chad and his wife, Renee, have two sons, Kyler and Marco, and a daughter, Ava.

### BRAD MELLAND

#### EQUIPMENT MANAGER



Brad Melland is in his eighth season as the Browns' equipment manager after serving as the assistant equipment manager for the Seattle Seahawks the previous seven seasons (1998-2004). He is responsible for ordering and issuing all playing equipment for the club. Along with assistants Jim McLaughlin and Jeff Underhees, Melland coordinates the transport of equipment on all road trips.

He and his staff also play an important role in the progression of all team practice sessions, including operation of the clock and maintenance of the practice script.

Prior to his stint in Seattle, Melland worked in three other professional leagues, with the most recent being the Montreal Alouettes of the Canadian Football League (1996-98), where he was the assistant director of football operations, head equipment manager and travel coordinator.

Melland also has experience with the Baltimore Stallions (1994-95) of the CFL, the World League's Rhein Fire (1995) and Orlando Thunder (1991-1992) and the Arena Football League's Tampa Bay Storm (1993).

Melland is a native of Williston, North Dakota and a graduate of Williston High School and the University of North Dakota, where he earned his BBA in management. Melland and his wife, Tanya, a native of Montreal, have four children, Christopher, Caeli, Jaime and Jace.

### AARON SHEA

#### DIRECTOR, PLAYER ENGAGEMENT



Aaron Shea is in his fifth year on the Browns' administrative staff and second as the team's director of player engagement. He also spent three seasons as a sales associate in suite operations.

Shea originally joined the Browns as a fourth-round selection (110th overall) in the 2000 NFL Draft. He appeared in 65 regular season games from 2000-05

and totaled 97 career receptions for 851 yards with seven touchdowns. In 2006, Shea joined the San Diego Chargers but missed the entire season due to an injury.

A four year letterman (1996-99) at the University of Michigan, Shea appeared as both a fullback and tight end with the Wolverines. During his collegiate career, he totaled 68 receptions for 574 yards with five touchdowns, while adding 104 rushing yards on 27 attempts. He helped Michigan capture the 1997 National Championship. Shea earned his degree in sports management and communications.

A native of Ottawa, Ill., Shea and his wife, Caitlin, have two daughters, Cadence and Ireland, and a son, Kinzy.

# JOE SHEEHAN

## HEAD ATHLETIC TRAINER



Joe Sheehan is entering his fourth season as the Browns' Head Athletic Trainer after spending one year (2008) as the coordinator of athletic training and sports medicine at the University of Arkansas.

Working closely with assistants Andre Tucker and Gordon Williams, Sheehan is responsible for managing the day-to-day care of Browns players in coordination with team physicians. In addition, Sheehan and his staff work

synonymously with the club's strength and conditioning staff, creating a true team approach to the overall care of Browns players.

With the Razorbacks, Sheehan coordinated and managed the medical care for more than 450 student-athletes competing for the Razorbacks in 19 intercollegiate sports. He also served as the lead athletic trainer for the school's football team.

The 2012 season will mark Sheehan's 13th in NFL on a full-time basis, having spent his first nine years in the league as a member of the athletic training staff of the Jacksonville Jaguars, including the final three as an assistant athletic trainer and the director of rehabilitation. In that role, Sheehan developed and administered player rehabilitation protocols for the organization. He was responsible for all aspects of medical documentation. Sheehan also assisted with the design and implementation of the team's offseason strength and conditioning program.

Sheehan is a certified athletic trainer (ATC), a certified strength and conditioning specialist (CSCS), certified performance enhancement specialist (PES) and a certified corrective exercise specialist (CES).

Sheehan began his affiliation with the Jaguars as a seasonal athletic trainer in 1997. In the spring of 1998, he served as an assistant athletic trainer for the Barcelona Dragons as part of NFL Europe. He returned to the Jaguars as a seasonal athletic trainer in the fall of 1998 before being hired full-time by Jacksonville in 1999. He was promoted three times on the Jaguars' staff before assuming his most recent position in June 2005. In 2003, he was part of a staff that earned the distinction as the NFL Athletic Training Staff of the Year.

Sheehan earned his bachelor's of science degree from the University of Connecticut in 1997. He was a member of the Dean's List and National Honor Society at UConn. He earned his master's of science degree in exercise science and health promotion/rehabilitation science from California University of Pennsylvania in 2007.

He is a member of the National Athletic Trainer's Association, the National Strength and Conditioning Association, the National Academy of Sports Medicine, and the Professional Football Athletic Trainer's Society, where he served on the organization's executive committee and the education committee.

Sheehan and his wife, Lisa, have two daughters, Rachel and Kelsey, and a son, Brendan.

## NFL CALENDAR

August 5, 2012	Hall of Fame Game, Canton, Ohio (Arizona vs. New Orleans).
August 9-13, 2012	First preseason weekend.
August 27, 2012	Roster cutdown to maximum of 75 players on Active List by 4:00 p.m. ET.
August 31, 2012	Roster cutdown to maximum of 53 players on Active List by 9:00 p.m. ET.
September 1, 2012	Claiming period for players placed on waivers at the final roster reduction will expire at 12:00 p.m. ET.
September 5-10, 2012	2012 Regular season opens.
September 25, 2012	Priority on multiple waiver claims is now based on the current season's standing.
October 8-10, 2012	NFL Fall League Meeting, Chicago, Ill.
October 16, 2012	Trading Deadline. All trading ends at 4:00 p.m. ET.
January 5-6, 2013	Wild Card Playoff Games.
January 12-13, 2013	Divisional Playoff Games.
January 20, 2013	AFC and NFC Championship Games.
January 27, 2013	AFC-NFC Pro Bowl, Honolulu, Hawaii.
February 3, 2013	Super Bowl XLVII, New Orleans, La.
February 20-26, 2013	NFL Scouting Combine, Indianapolis, Ind.
February 2, 2014*	Super Bowl XLVIII, New York, N.Y.

\*Tentative date



## CLEVELAND BROWNS STAFF



**Todd Argust**  
Director  
Stadium Operations



**Cassandra Baskin**  
Guest Relations Manager  
Club Members



**Ryan Beech**  
Manager  
Ticket Operations



**Ross Benjamin**  
Manager  
Training Facility Security



**Jessica Berkshire**  
Guest Relations  
Representative  
Club Members



**Reagan Berube**  
Director  
Content & Production



**Drew Boatner**  
Coordinator  
Content & Production



**Brandie Bradford**  
Stadium Maintenance



**Beth Brand**  
Manager  
Special Events



**Mike Brown**  
Senior Account Executive  
Club Level



**Rob Byrne**  
Manager  
Corporate Sales



**Dave Campione**  
Account Executive  
Season Ticket Sales



**Shannon Carlin**  
Executive Assistant  
Owner



**Seamus Carr**  
Director  
Corporate Sales



**Kelly Carroll**  
Manager  
Client Services



**Vic Carucci**  
Senior Editor



**Brittany Castle**  
Coordinator  
Client Services



**Chris Cola**  
Coordinator  
Berea Facilities



**Brandon Covert**  
Director  
Information Technology



**Jud Covert**  
Network Analyst



Alex Cvijetinovic  
Account Executive  
Club Level



Mike D'Angelo  
Stadium Maintenance



Phil Dangerfield  
Director  
Operations



Paul DeMarco  
Security Officer



Jason Dendinger  
Account Executive  
Group Sales



Michele DeScioli  
Manager  
Browns Backers



Tony Dick  
Manager  
Alumni Relations



Clete Diener  
Coordinator  
Stadium Facilities



Bob Digney  
Engineer



Eric Eucker  
Assistant Groundskeeper



Steve Eyerman  
Manager  
Stadium Operations



Kyle Flannery  
Account Executive  
Season Ticket Sales



Matt Florjancic  
Staff Writer



Chris Gallagher  
Vice President  
Ticket Sales & Service



Rachel Garofolo  
Coordinator  
Marketing Services



Simon Gelan  
Coordinator  
Operations



Mike Good  
Coordinator  
Stadium Operations



Bonnie Gordon  
Executive Assistant



Mark Gorenc  
Account Executive  
Club Level



Brian Gross  
Guest Relations  
Representative  
Season Tickets



**Neal Gulkis**  
Vice President  
Media Relations



**Rich Hanchette**  
Motion Graphic Artist



**Renee Harvey**  
Vice President  
Community Outreach



**Seth Hooker**  
Software Developer



**Russell Horn**  
Assistant Groundskeeper



**Jamir Howerton**  
Manager  
Content & Production




**Bridget Huzicka**  
Manager  
Client Services



**Jeff Inderhees**  
Assistant Equipment  
Manager



**David Jenkins**  
Senior Vice President  
Finance & Administration



**Blake Johns**  
Coordinator  
Special Events



**Linwood Jones**  
Database Analyst



**Deb Kruszynski**  
Executive Assistant  
Player Personnel



**John LaForce**  
Guest Relations  
Representative  
Season Tickets



**Eric Lapointe**  
Director  
Season & Group Ticket Sales



**David Lee**  
Senior Manager  
Ticket Operations



**David Lowry**  
Network Administrator




**Dino Lucarelli**  
Alumni Relations



**Kevin Mack**  
Alumni Relations



**Sue Majewski**  
Payroll Administrator



**Kat Mathis**  
Associate in the  
Office of the  
Senior Vice President





**Jim McLaughlin**  
Assistant Equipment  
Manager



**Joe Meadows**  
Manager  
Digital Media



**Carolyn Mech**  
Executive Assistant



**Carol Meier**  
Receptionist



**Lew Merletti**  
Senior Vice President  
Security




**Carl Meyer**  
Vice President  
Security



**Kyle Millen**  
Manager  
Scoreboard Operations



**Lisa Miller**  
Guest Relations  
Representative  
Season Tickets



**Paul Mocho**  
Director  
Suite Sales & Service




**Chris Modarelli**  
Art Director



**George Momirovic**  
Video Assistant



**George Muller**  
Director  
Creative Services



**Dan Murphy**  
Coordinator  
Media Relations



**Jen Nawalaniec**  
Manager  
Marketing Services



**Mike Nikolaus**  
Director  
Administration



**Neal Pate**  
Stadium Field Manager



**Jeff Patton**  
Network Manager



**Michael Patton**  
Senior Manager  
Season Ticketing



**Rob Pavlas**  
Assistant Video Director



**John Penhollow**  
Vice President  
Corporate Sales & Service



**Robert Perry**  
Manager  
Suite Sales



**Mike Peters**  
Stadium Maintenance



**Nicole Peters**  
Director  
Client Services



**Jeff Pettit**  
Engineer



**Donna Podolak**  
Executive Assistant



**Jim Popczun**  
Engineer



**Chris Powell**  
Head Groundskeeper



**Jerry Ray**  
Engineer



**Brett Reynolds**  
Vice President  
Marketing



**Laurie Rice**  
Controller



**Rico Rivera**  
Guest Relations Manager  
Season Tickets



**Kimer Rogers**  
Engineer



**Megan Rogers**  
Director  
Legal Affairs



**Jim Ross**  
Senior Vice President  
Business Development



**Ken Rundle**  
Manager  
Team Security



**Gregory Rush**  
Director  
Finance



**Erica Salinas**  
Manager  
Premium Hospitality



**Cari Savage**  
Executive Assistant



**Mark Schiefelbein**  
Senior Vice President  
Football Operations



**Steve Schlegel**  
Engineer



**Bob Schmitz**  
Manager  
Stadium Facilities



**John Schulze**  
Director  
Ticket Operations



**Brian Smith**  
Coordinator  
Media Relations



**Pamela Smith**  
Assistant Controller



**Robert Smith**  
Engineer



**Sharon Smith**  
Manager  
Suite Services



**Lindsay Spieler**  
Executive Assistant



**Scott Springer**  
Grounds Supervisor



**Matt Srodek**  
Manager  
Berea Facilities



**Patrick Stack**  
Manager  
Corporate Sales



**Mark Stoves**  
Dockmaster



**Eric Strick**  
Engineer



**Nick Surace**  
Senior Account Executive  
Season Ticket Sales



**Paul Taylor**  
Coordinator  
Content & Production



**Jenner Tekancic**  
Director  
Community Relations



**Casey Thompson**  
Coordinator  
Shipping & Receiving



**Chris Tipton**  
Account Executive  
Group Sales



**Andre Tucker**  
Assistant Athletic Trainer



**Lauren Voorhies**  
Director  
Guest Relations



**Iman Warren**  
Account Executive  
Group Sales






**Lauren Whitaker**  
Coordinator  
Digital Media



**Gordon Williams**  
Assistant Athletic Trainer



**Jennifer Williams**  
Engineer



**Matt Wilson**  
Manager  
Corporate Sales



**Jeff Witt**  
Assistant Groundskeeper



**Brittany Young**  
Coordinator  
Community Relations



**Matt Yunker**  
Manager  
Youth Football

# COMPREHENSIVE COVERAGE AND ANALYSIS OF THE BROWNS AND NFL



Driven by **LIBERTY**

**MONDAY-FRIDAY**  
**LIVE 6 - 7PM**  
**YEAR-ROUND**

HOSTED BY VIC CARUCCI

Streamed live on  
[ClevelandBrowns.com](http://ClevelandBrowns.com)  
and [ESPNcleveland.com](http://ESPNcleveland.com)



# VETERAN PLAYERS

## MARCUS BENARD



# 58

DEFENSIVE LINE

**HEIGHT:** 6-2 • **WEIGHT:** 256

**COLLEGE:** Jackson State

**BIRTHDATE:** July 26, 1985

**HOW ACQUIRED:** FA - '09

**YEAR WITH BROWNS:** 4<sup>th</sup> • **YEAR IN NFL:** 4<sup>th</sup>

### CAREER TRANSACTIONS

Originally signed by Cleveland as an undrafted free agent on May 1, 2009... Waived by Cleveland on September 6, 2009... Signed by Cleveland to the practice squad on September 9, 2009... Signed by Cleveland to the active roster on November 9, 2009.

### SEASONAL REVIEWS

**2011:** Played in each of the first four games in a reserve role... Posted two tackles and a half-sack... Contributed one stop on special teams... Season ended after being placed on the Reserve/Non-Football Injury list on October 12 after being involved in a motorcycle accident two days earlier.

**2010:** Saw action in 15 games with two starts... Led the team with 7.5 sacks and posted 26 tackles... Added a pair of pass breakups and two stops on special teams... Returned four kickoffs for 26 yards... Recorded 1.5 sacks in opener at Tampa Bay (9/12) in first career start... Also

registered sacks vs. Kansas City (9/19), vs. Atlanta (10/10), at New Orleans (10/24), vs. New York Jets (11/14), at Jacksonville (11/21) and at Buffalo (12/12).

**2009:** Spent the first nine weeks of the season on the practice squad before making his NFL debut against Baltimore (11/16)... Played in six games in a reserve role and tallied 11 tackles and 3.5 sacks on defense, with three stops on special teams... Recorded a career-high two sacks against Pittsburgh (12/10)... Became the first Browns rookie to record a multi-sack game since Kamerion Wimbley registered two against Tampa Bay (12/24/06)... Finished the season tied for sixth among all NFL rookies with 3.5 sacks, despite seeing action in just six contests.

### COLLEGE

Key member of defensive unit at Jackson State University (2007-08), earning All-Southwestern Athletic Conference honors as a senior... Logged 80 tackles and 16 sacks in 2008... Saw action in all 12 games as a junior, racking up 45 tackles and nine sacks... Had 33 tackles and nine sacks in five games for Grand Rapids Community College in 2006 and 43 tackles and 12 sacks in 2005... Earned his associates degree from Grand Rapids and majored in criminal justice at Jackson State.

### PERSONAL

Born in Adrian, Mich. and played tight end at Ypsilanti (Mich.) High School... Named to the All-District team and to Seniors of America List... Named to the Dean's List... Active in the Cleveland community and founded the "Benard's Bunch" season ticket program which provided tickets, apparel and food for the Christ Temple Ministries... Plays the piano, organ, guitar, drums and saxophone... Coaches a 4th-6th grade AAU basketball team called the Midwest Titans in his hometown... Played in his high school band... Has three sons (Domanic, Marcus Jr. and Ashai).

### BENARD'S SINGLE-GAME CAREER HIGHS

**TACKLES:** 5 at Buffalo 12/12/10

**SACKS:** 2 vs. Pittsburgh 12/10/09

### BENARD'S CAREER DEFENSIVE STATISTICS

Year	Team	Tackles						Interceptions					Fumbles					Sp. T
		GP	GS	Tot	Solo	Asst	Sk	Yds	No.	Yds	Lg	TD	PD	FF	FR	Yds	Tackle	
2009	Cleveland	6	0	11	8	3	3.5	23.0	0	0	0	0	0	0	0	0	0	
2010	Cleveland	15	2	26	16	10	7.5	33.0	0	0	0	0	2	0	0	0	2	
2011	Cleveland	4	0	2	1	1	0.5	1.0	0	0	0	0	0	0	0	0	1	
NFL Totals		25	2	39	25	14	11.5	57.0	0	0	0	0	2	0	0	0	3	

Additional Special Teams Stats: Four kickoff returns in 2010 for 26 yards with a long of 11

### FACING THE CHAMPS

For the fourth time in the past five seasons, the Browns will face the defending Super Bowl champions, when they meet the New York Giants on Sunday, October 7 at MetLife Stadium. In each of those season the Browns have knocked off the defending Super Bowl champions.

#### BROWNS VICTORIES AGAINST DEFENDING SUPER BOWL CHAMPIONS SINCE 2008

OPPONENT	DATE	VENUE	SCORE
New York Giants	October 13, 2008	Cleveland Browns Stadium	W, 35-14
Pittsburgh Steelers	December 10, 2009	Cleveland Browns Stadium	W, 13-6
New Orleans Saints	October 24, 2010	Superdome	W, 30-17

# SHELDON BROWN



# 24

**DEFENSIVE BACK**

**HEIGHT:** 5-10 • **WEIGHT:** 200

**COLLEGE:** South Carolina

**BIRTHDATE:** March 19, 1979

**HOW ACQUIRED:** TR. (PHI.) - '10

**YEAR WITH BROWNS:** 3<sup>rd</sup> • **YEAR IN NFL:** 11<sup>th</sup>

## CAREER TRANSACTIONS

Originally drafted by Philadelphia in the second round (59th overall) of the 2002 NFL Draft... Traded to Cleveland along with Chris Gocong for Alex Hall, a 2010 fourth-round selection and a 2010 fifth-round selection on April 6, 2010.

## SEASONAL REVIEWS

**2011:** Started in all 16 games at right cornerback... Has appeared in all 160 regular season games in his career giving him the second-longest streak among all active NFL defensive backs, trailing only Tampa Bay's Ronde Barber (224)... Helped the Browns finish second in the NFL in pass defense, Cleveland's highest finish in that category since 1962... Recorded 48 tackles, two interceptions, 13 passes defended, a fumble recovery and a forced fumble... Was second on the team in passes defended... Picked off a Charlie Whitehurst pass in the Browns' 6-3 win over Seattle (10/23) as they held the Seahawks to 69 net passing yards.

**2010:** Started all 16 games, extending consecutive regular season games played streak to 144... Tallied 63 tackles, two interceptions and 10 passes defended... Interception and pass breakup totals tied for second on the squad... Recorded his 20th career interception after picking up his 100th career start, vs. Kansas City (9/19)... Also recorded an interception off Drew Brees at New Orleans (10/24)... Posted a season-high 10 tackles vs. Carolina (11/28).

**2009:** Started all 16 games with the Eagles and tied for eighth in the NFC with a career-high five interceptions... Scored defensive touchdowns in consecutive weeks with a career-long 83-yard interception return for a touchdown at Atlanta (12/6) and a 60-yard fumble recovery for a score at New York Giants (12/13)... Recorded second multi-interception game of his career with two picks at Carolina (9/13)... Also registered interceptions against Tampa Bay (10/11) and Dallas (11/8).

**2008:** Started 15 of 16 games... Selected to USA Today's All-Joe team... Appeared in his 100th career regular season game, at Chicago (9/28)... Registered his seventh career sack, at Cincinnati (11/16)... Recorded an interception against Dallas (12/28), which led to an Eagles touchdown.

**2007:** Opened all 16 contests for the fourth consecutive season... Intercepted a Brett Favre pass at Green Bay (9/9) leading to a Philadelphia field goal... Picked off a Chad Pennington pass at the New York Jets (10/14), which led to an Eagles field goal... Also batted down a pass in the end zone on fourth-and-one with 3:32 to thwart a Jets drive that would have tied the game... Recorded an interception and forced a

fumble against Seattle (12/12).

**2006:** Started all 16 games... Picked off a Mark Brunell pass against Washington (11/12) and returned it 70 yards for a touchdown... Recorded first career playoff interception in Wild Card Game against the New York Giants (1/7/07).

**2005:** Tied for the NFL lead with two defensive scores... Finished the season as one of three players (Adalius Thomas and Andre Dyson) to return an interception and a fumble for a touchdown... Turned in first multi-interception game with two off Trent Green at Kansas City (10/3), returning the first interception 40 yards for his first career touchdown... Recovered a Keyshawn Johnson fumble and returned it 80 yards for a score at Dallas (10/9), his second touchdown in as many games... Added interceptions against the New York Giants (12/11) and at Arizona (12/24).

**2004:** Opened all 16 games for the first time... Tied for fifth in the NFL among defensive backs with a career-high three sacks... Notched a career-high 16 tackles at Pittsburgh (11/7)... Earned NFC Defensive Player of the Week honors after turning in an interception and a sack against Dallas (12/19).

**2003:** Appeared in all 16 games with three starts... Turned in a career-high 19 special teams tackles... Earned his first career start, against Washington (10/5)... Recorded an interception off Quincy Carter against Dallas (12/7), setting up an Eagles touchdown.

**2002:** Appeared in all 16 games in rookie season... Added 12 special teams tackles... Made NFL debut at Tennessee (9/8)... Dropped Jeff Garcia for his first career sack, at San Francisco (11/25)... Recorded first career interception, against Dallas (9/22) off a Quincy Carter pass.

## COLLEGE

A three-year starter and four-year letterman at the University of South Carolina (1998-2001)... Recorded 204 tackles and 10 interceptions during his collegiate career... Earned All-Southeastern Conference honors as a junior and senior... As a senior, was a semi-finalist for the 2001 Jim Thorpe Award, given to the nation's premier defensive back... Became the first player in school history to lead the team in interceptions in three seasons... Also played rightfield and designated hitter for the baseball team... Graduated with a degree in sports administration.

## PERSONAL

Born Sheldon Dion Brown in Fort Lawn, S.C... Prepped at Lewisville (Richburg, S.C.) High School and helped the football team to a Class A state title as a senior after he rushed for 2,020 yards and 31 touchdowns... Named the 1996 Associated Press South Carolina Player of the Year... Also earned all-state honors in both basketball and baseball... Active in the Cleveland community and founded the "Brown's Corner" season ticket program which provided tickets, apparel and food for the Lupus Foundation of America organization... Is a spokesman for the Lupus Foundation of America as his grandfather passed away from the disease and his father currently has it... Aspires to become the head football coach at Lewisville High School and has led several strength and conditioning workouts there during the offseason... Established a charity entitled "Brown's Corner," which is a co-pilot program from Brown's former high school which is designed to help student athletes excel both academically and athletically... Owns a landscaping business based in Rock Hill, S.C... Is an avid golfer... The best man at his wedding was college teammate André Goodman... The two plan on building a Boys Home in South Carolina after retirement... Married (Jenny) with a son (Sheldon Jr.) and a daughter (Simone Lacaya).



# BROWN'S SINGLE-GAME CAREER HIGHS

**TACKLES:** 16 at Pittsburgh 11/7/04

**SACKS:** 1, seven times, most recent at Cincinnati 11/16/08

**INTERCEPTIONS:** 2, two times, most recent at Carolina 9/13/09

**INT RETURN YARDS:** 83 at Atlanta 12/6/09

**LONG INT RETURN:** 83t at Atlanta 12/6/09

**RECOVERED FUMBLE:** 1, three times, most recent at Pittsburgh 12/8/11

**FORCED FUMBLE:** 1, three times, most recent vs. Cincinnati 9/11/11

**DEFENSIVE SCORE:** 1, five times, most recent at Atlanta 12/6/09 (83-yard INT return for TD)

**PBU:** 5 at Green Bay 11/27/05

# Career Interception Returns for TD (3):

83t at Atlanta 12/6/09

70t vs. Washington 11/12/06

40t at Kansas City 10/2/05

# Career Fumble Returns for TD (2):

80t at Dallas 10/9/05

60t at N.Y. Giants 12/13/09


## BROWN'S CAREER DEFENSIVE STATISTICS

Year	Team	GP	GS	Tackles				Yds	Interceptions				TD	PD	Fumbles				Sp. T
				Tot	Solo	Asst	Sk		No.	Yds	Lg	TD			FF	FR	Yds	Tackle	
2002	Philadelphia	16	0	15	9	6	1.0	9.0	2	41	29	0	4	1	0	0	0	12	
2003	Philadelphia	16	3	55	38	17	1.0	1.0	1	10	10	0	11	1	0	0	0	19	
2004	Philadelphia	16	16	94	72	22	3.0	25.0	2	33	33	0	16	1	0	0	0	1	
2005	Philadelphia	16	16	57	42	15	1.0	11.0	4	67	40t	1	27	1	1	80	0		
2006	Philadelphia	16	16	59	46	13	0.0	0.0	1	70	70t	1	11	0	0	0	0	0	
2007	Philadelphia	16	16	75	54	21	0.0	0.0	3	3	3	0	14	1	0	0	0	0	
2008	Philadelphia	16	15	55	39	16	1.0	7.0	1	23	23	0	12	1	0	0	0	0	
2009	Philadelphia	16	16	68	45	23	0.0	0.0	5	152	83t	1	17	1	1	60	0		
2010	Cleveland	16	16	63	51	12	0.0	0.0	2	0	0	0	10	0	0	0	0	0	
2011	Cleveland	16	16	48	38	10	0.0	0.0	2	0	0	0	13	1	1	0	0	0	
<b>NFL</b>	<b>Totals</b>	<b>160</b>	<b>130</b>	<b>589</b>	<b>434</b>	<b>155</b>	<b>7.0</b>	<b>53.0</b>	<b>23</b>	<b>399</b>	<b>83t</b>	<b>3</b>	<b>135</b>	<b>8</b>	<b>3</b>	<b>140</b>	<b>32</b>		

## BROWN'S CAREER POSTSEASON DEFENSIVE STATISTICS

Year	Team	GP	GS	Tackles				Yds	Interceptions				TD	PD	Fumbles				Sp. T
				Tot	Solo	Asst	Sk		No.	Yds	Lg	TD			FF	FR	Yds	Tackle	
2002	Philadelphia	2	0	0	0	0	0.0	0.0	0	0	0	0	0	0	0	0	0	0	
2003	Philadelphia	2	1	5	5	0	0.0	0.0	0	0	0	0	0	0	0	0	0	0	
2004	Philadelphia	3	3	8	7	1	0.0	0.0	0	0	0	0	5	0	0	0	0	0	
2006	Philadelphia	2	2	6	6	0	0.0	0.0	1	7	7	0	4	0	0	0	0	0	
2008	Philadelphia	3	3	4	2	2	0.0	0.0	0	0	0	0	2	0	0	0	0	0	
2009	Philadelphia	1	1	6	6	0	0.0	0.0	0	0	0	0	0	0	0	0	0	0	
<b>NFL</b>	<b>Totals</b>	<b>13</b>	<b>10</b>	<b>29</b>	<b>26</b>	<b>3</b>	<b>0.0</b>	<b>0.0</b>	<b>1</b>	<b>7</b>	<b>7</b>	<b>0</b>	<b>11</b>	<b>0</b>	<b>0</b>	<b>0</b>	<b>0</b>	<b>0</b>	

## JORDAN CAMERON



**TIGHT END**

**HEIGHT:** 6-5 • **WEIGHT:** 252

**COLLEGE:** Southern California

**BIRTHDATE:** August 7, 1988

**HOW ACQUIRED:** D4A - '11

**YEAR WITH BROWNS:** 2<sup>nd</sup> • **YEAR IN NFL:** 2<sup>nd</sup>

## CAREER TRANSACTIONS

Originally drafted by Cleveland in the fourth round (102nd overall) of the 2011 NFL Draft.

## SEASONAL REVIEWS

**2011:** Appeared in eight games with two starts... Inactive for eight contests... Caught six passes for 33 yards... Made NFL debut vs. Seattle (10/23)... Hauled in a season-best three passes for eight yards at Arizona (12/18).

## COLLEGE

Appeared in 23 games as a reserve at the University of Southern California (2008-10) after transferring from Ventura Junior College (2007) and Brigham Young University (2006)... Saw action in 12 contests as a senior, recording 16 receptions for 126 yards and one touchdown along with one carry for six yards... Appeared in five games in 2009 and six in 2008 and did not record any statistics... Hauled in 22 passes for 340 yards with four touchdowns as he helped Ventura to the WSC Pacific Division title and a victory in the Southern California Bowl... Originally attended BYU and redshirted as a forward on the school's basketball team before deciding to transfer to USC for football... Chose to transfer to Ventura after it was discovered his credits from Brigham Young wouldn't transfer to Southern California... Walked on to the USC basketball team for the 2008-09 season and appeared in three games... Majored in sociology.

## PERSONAL

Native of Newbury Park, Calif., where he attended Newbury Park High School... Named All-Marmonte League first team as a wide receiver after totaling 73 receptions for 1,022 yards with 12 touchdowns as a senior... Also played basketball and was named Marmonte League and Ventura County Basketball Coaches Association Player of the Year... Also played volleyball at Newbury Park... Brother, Colby, is a quarterback at Louisiana Tech... Sister, Brynn, was a guard on Southern California's

women's basketball team from 2005-09... Grandfather, Jack Cravens, played basketball and baseball at Brigham Young from 1957-59... Active in the Cleveland community volunteering for numerous hospital and school visits... Has a son (Tristan).

### CAMERON'S SINGLE-GAME CAREER HIGHS

**RECEPTIONS:** 3 at Arizona 12/18/11

**RECEIVING YARDS:** 15 vs. Pittsburgh 1/1/12

**LONG RECEPTION:** 15 vs. Pittsburgh 1/1/12

## CAMERON'S CAREER OFFENSIVE STATISTICS

Year	Team	GP	GS	Receiving			Lg	TD	Rushing			Lg	TD
				Rec	Yds	Avg			Att	Yds	Avg		
2011	Cleveland	8	2	6	33	5.5	15	0	0	0	0.0	0	0

## ONIEL COUSINS



# 72

OFFENSIVE LINE

**HEIGHT:** 6-4 • **WEIGHT:** 315

**COLLEGE:** UTEP

**BIRTHDATE:** June 29, 1984

**HOW ACQUIRED:** W. (BAL.) - '11

**YEAR WITH BROWNS:** 2<sup>nd</sup> • **YEAR IN NFL:** 5<sup>th</sup>

**2010:** Saw action in all 16 games with one start... Also appeared in both of the Ravens postseason contests... Helped protect for Joe Flacco who set career highs with 3,622 passing yards and 25 touchdowns.

**2009:** Started three of the four contests he appeared in... Also saw action both of Baltimore's playoff games... Started first career game and helped the Ravens set a franchise record with 548 yards of total offense against Detroit (12/13).

**2008:** Appeared in five games... Made NFL debut on special teams at Indianapolis (10/12).

## COLLEGE

A four-year letterman at the University of Texas-El Paso (2004-07), who started 24 career games at both left and right tackle... During his collegiate, UTEP set a school record with 5,074 yards of offense... Started all 12 games at right tackle as a senior... Majored in multidisciplinary studies.

## PERSONAL

Native of Fullerton, Calif., where he attended Eastside Christian High School... As a senior, was named first team All-Conference as a defensive lineman and named team defensive MVP... Also played basketball.

## CAREER TRANSACTIONS

Originally drafted by Baltimore in the third round (99th overall) of the 2008 NFL Draft... Waived by Baltimore on August 27, 2011... Claimed by Cleveland via waivers on August 29, 2011... Re-signed by Cleveland as an unrestricted free agent on March 15, 2012.

## SEASONAL REVIEWS

**2011:** Appeared in four games with one start at right tackle... Inactive for nine games and dressed but did not play in three others... Started the season opener against Cincinnati (9/11).

## COUSINS' CAREER GAMES PLAYED

Year	Team	Regular Season		Postseason	
		GP	GS	GP	GS
2008	Baltimore	6	0	0	0
2009	Baltimore	4	3	2	0
2010	Baltimore	16	1	2	0
2011	Cleveland	4	1	0	0
<b>Career</b>		<b>30</b>	<b>5</b>	<b>4</b>	<b>0</b>

## ROOKIE WATCH

All eight members of the Browns' 2011 draft class saw action in the regular season last year with three starting all 16 games. Defensive linemen Phil Taylor and Jabaal Sheard and left guard Jason Pinkston each opened all 16 contests. It was the first time that three rookies from the same team started all 16 contests since the 1983 San Diego Chargers accomplished the feat with linebackers Mike Green and Billy Ray Smith and cornerback Danny Walters.

# JOSHUA CRIBBS



# 16

**WIDE RECEIVER**

**HEIGHT:** 6-1 • **WEIGHT:** 215

**COLLEGE:** Kent State

**BIRTHDATE:** June 9, 1983

**HOW ACQUIRED:** FA - '05

**YEAR WITH BROWNS:** 8<sup>th</sup> • **YEAR IN NFL:** 8<sup>th</sup>

## CAREER TRANSACTIONS

Originally signed by Cleveland as an undrafted free agent on April 29, 2005.

**Pro Bowl Selections:** 2 (2007, 2009).

## CAREER HIGHLIGHTS

NFL career leader with eight kickoff return touchdowns... Named as the kick returner on the 2000s NFL All-Decade Team... Enters the 2012 season ranked fifth in total return touchdowns (11), seventh all-time in kickoff return yards (8,837) and seventh in total return yards (10,534)... Franchise career leader in kickoff returns (344), kickoff return yards (8,837), combined net yards (12,343), punt returns (157), punt return yards (1,697), punt return average (10.8) and return touchdowns (11)... Ranks as the Browns' single-season leader in combined net yards (2,510 in 2009), kickoff returns (61 in 2006), kickoff return yards (1,809 in 2007) and kickoff return scores (3 in 2009)... Franchise single-game leader in combined net yards (316 on 12/20/09), kickoff return yards (269 on 12/20/09), kickoff return scores (2 on 12/20/09) and kickoff return average (51.0 on 11/17/07).

## SEASONAL REVIEWS

**2011:** Played in 16 games with seven starts at wide receiver... Caught 41 passes for 518 yards and four touchdowns, a figure which co-led the team (Evan Moore)... Finished second on the team in both receptions and receiving yards... Set career-highs for both receptions and receiving yards... Joined Evan Moore to become the first Browns to have four or more receiving scores in a season since 2007 when Braylon Edwards (16) and Kellen Winslow (5) each accomplished the feat... Rushed for 25 yards on seven attempts... Returned 39 kickoffs for a 25.0-yard average with a long of 63, and 34 punts for an 11.4-yard average, including an 84-yard touchdown... Had kickoff returns of 63, 52 and 51 yards – all of which led to points by the Browns... Added 14 special teams tackles, a figure that led the squad... Ranked fourth in the AFC and 12th in the NFL in kickoff return average... Finished third in the AFC and sixth in the NFL in punt return average... Named AFC Special Teams Player of the Week for his efforts at Indianapolis (9/18), where he brought back two kickoffs for 80 yards with a long of 52 and two punts for 52 yards with a long of 43... His 52-yard kickoff return and 43-yard punt return both set up touchdown drives... Appeared in his 100th career regular season game and hauled in five passes for 50 yards, including a two-yard touchdown at Houston (11/6)... Also returned a kickoff 63 yards and posted three tackles on kickoff coverage... Returned a punt for a career-long 84 yards for a touchdown at Baltimore (12/24)... Led the team with career-high figures of seven receptions and 91 yards against Pittsburgh (11/11/12) and added three tackles on kickoff coverage.

**2010:** Voted a co-captain on special teams and played in 15 games with five starts... Caught 23 passes for 292 yards and a touchdown, rushed for 66 yards on 20 carries and completed 2 of 3 pass attempts for 19 yards... Returned 40 kickoffs for a 20.4-yard average with a long of 37 and fielded 20 punts for an 8.4-yard average... Set a career-high with 74 receiving yards on three receptions, including a career-long 65-yard touchdown reception from Seneca Wallace, against Kansas City (9/19)... Tied a career-best with five receptions, totaling 58 yards, and rushed for 20 yards on two carries at Baltimore (9/26)... Fielded a Saints punt following the first series of the game at New Orleans (10/24), and lateraled across the field to Eric Wright, who ran 62 yards to the Saints' 19, setting up a Phil Dawson field goal, and giving the Browns a 3-0 lead in a game they would go on to win, 30-17... Was inactive at Jacksonville (11/21) with a foot injury sustained the previous week against the Jets (11/14).

**2009:** Voted a co-captain on special teams, started 12 of the 16 games in which he played... Caught 20 passes for 135 yards with one touchdown and rushed for 381 yards with one touchdown on 55 carries... Rushing totals, which were third-most on the team, came primarily out of Wildcat formation... Also attempted four passes with one completion for 18 yards and an interception... Returned 56 kickoffs for a 27.5 avg. with three touchdowns – 103, 100 and 98 yarders... Fielded 38 punts for an 11.9 avg. with a 67-yarder for a touchdown... Punt return average was second in the AFC and fourth in the NFL... Kickoff return average led the AFC and was third in the NFL... Led the NFL with 1,994 total kickoff and punt return yards, the fourth-highest single-season figure in NFL annals... With 2,214 return yards in 2007, he holds two of the top four season totals in NFL history... Finished with 2,510 all-purpose yards, the fifth-highest single-season total in NFL history... His three kickoff returns for touchdowns tied for the third-most in NFL annals, trailing only the four by Cecil Turner (Chicago, 1970) and Travis Williams (Green Bay, 1967)... His four total return scores and three from kickoffs are both Browns single-season records... Was named AFC Special Teams Player of the Month for December/January when he returned 17 kickoffs for a 31.0-yard average with two touchdowns and fielded 14 punts for a 9.7-yard average... Earned AFC Special Teams Player of the Week honors back-to-back times for Weeks 14 and 15... Voted as the return specialist for the AFC Pro Bowl squad... First-team All-Pro selection by the Associated Press... Selected to SI.com's All-Pro team... Also named to the Pro Football Weekly/Professional Football Writers of America All-NFL team... Surpassed 1,000 kickoff return yards for the fifth straight season to open his career, the first player in NFL history to accomplish that feat... With 60 kickoff return yards at Buffalo (10/11), he became the third player to amass more than 6,000 kickoff return yards with one team, joining Brian Mitchell (9,586 with Washington) and Dante Hall (8,644 with Kansas City)... Returned a kickoff 98 yards for a score at Pittsburgh (10/18) to surpass Eric Metcalf as the all-time franchise leader... Rushed for a game and career-high 87 yards on eight carries, including a career-long 37-yard run against Pittsburgh (12/10)... Shined on special teams at Kansas City (12/20), when he averaged 44.8 on six kickoff returns, including touchdowns of 100 and 103 yards... His 100-yarder in the first quarter was his seventh return for a TD in his career, breaking an NFL record... When he returned one 103 yards for a score in the second quarter, he became the ninth player in NFL history to have two kickoff returns for touchdowns in the same game, and the first Brown to do so... Also became just the second NFL player to have two 100-yard kickoff returns in a game (Ted Ginn, 2009)... His 269 kickoff return yards represent the fourth-highest total in NFL history and are a Browns single-game record.

**2008:** Returned a kickoff for a touchdown for the fourth straight season, marking a franchise best... Led the team in special teams tackles for the third consecutive season, with 26... Voted as a special teams captain at the start of the season... Late in the fourth quarter at Washington (10/19), recorded his first career touchdown reception, a one-yard grab from Derek Anderson with 2:44 remaining... In a 23-17 win at Jacksonville (10/26),



recovered a fourth quarter fumble by Brian Witherspoon on kickoff return coverage at the Jacksonville 25-yard line, which led to a 42-yard field goal to open a 23-17 lead... Recorded a 92-yard kickoff return touchdown against Baltimore (11/2), and totaled 237 kickoff return yards and 278 combined return yards in the game (41 punt return), as both totals were second-most in franchise history... Recorded his first career rushing touchdown with a two-yard score at Buffalo (11/17)... Completed first career pass, an eight-yard strike to Martin Rucker, at Pittsburgh (12/28).

**2007:** Had a breakout season and earned a Pro Bowl selection... Led the NFL with a 30.7 yard kickoff return average and 1,809 kickoff return yards... Set a franchise record with 1,809 kickoff return yards which ranked second-best in NFL history in a single-season (2,186 MarTay Jenkins, Arizona in 2000)... 2,214 combined return yards (1,809 KOR; 405 PR) also ranked second-best in NFL history in a single season (Michael Lewis, New Orleans in 2002 with 2,432 yards - 1,807 KOR; 625 PR)... Ranked third in the NFL with a 13.5 yard punt return average... Led the club with 23 special teams tackles... Became only the second player in NFL history to average more than 30+ yards on kickoff returns and 10+ yards on punt returns in the same season (Terry Metcalf, St. Louis in 1974 with 31.2 KOR and 13.1 PR)... Twice was named the NFL Special Teams Player of the Month (September and November)... Set a franchise single-game record with 245 kickoff return yards at Baltimore (11/18), and added 61 yards on punt returns for a combined return total of 306 yards, which ranked as the third-highest single-game total in NFL history... Had a 99-yard kickoff return for touchdown at Oakland (9/23), a 100-yard kickoff return for a touchdown at Pittsburgh (11/11), and a 76-yard punt return for a touchdown vs. San Francisco (12/30)... Became the franchise career leader in kickoff return yards with 3,255 yards, surpassing Dino Hall (3,185), at New England (10/7)... Late in the fourth quarter at Baltimore (11/18), had a 39-yard kickoff return to the Cleveland 43-yard line and three plays later Phil Dawson tied the game with a 51-yard field goal at the end of regulation to send the game to overtime... In overtime, took the opening kickoff 41 yards to the Cleveland 41-yard line, and nine plays later, Dawson converted a 33-yard field goal for a 33-30 victory... Converted a two-point conversion when he completed a pass to Kellen Winslow in the fourth quarter at Arizona (12/2).

**2006:** Led the team with 25 special teams tackles... Named AFC Special Teams Player of the Week after his performance vs. Oakland (10/1) when he returned a pair of kickoffs for a 59.0 yard average... Accounted for his second career kickoff return touchdown with a 92-yard scamper vs. Pittsburgh (11/19)... Made his first career start, as part of a three-wide receiver set, vs. Baltimore (9/24).

**2005:** Earned a roster spot during training camp as an undrafted rookie... Ranked second on the club with 19 special teams tackles... Returned a kickoff 90 yards vs. Detroit (10/23) for first NFL touchdown... Made NFL debut by playing on special teams vs. Cincinnati (9/11)... Recorded first NFL reception with a seven-yard grab at Oakland (12/18).

## COLLEGE

Collegiate QB-turned-WR, was a four-year starter at Kent State University (2001-04)... Finished career as the school's all-time total offense leader with 10,839 yards... Rushed and passed for 1,000 yards in three of four seasons and passed for 55 touchdowns and rushed for another 38 touchdowns during his career... Set eight career, four single-season and two single-game school records... Became the second player in NCAA history with 1,000 yards passing and 1,000 yards rushing in two seasons... Had 12 career games with 100 or more yards both rushing and passing... Set school career records in pass completions (616), attempts (1,123) and yards (7,169)... Finished as Kent State's third leading rusher all-time with 3,670 yards and a school-record 38 touchdowns... Scored 41 total touchdowns and 246 points, both of which set school records... Set MAC record for rushing yards by a quarterback... In 2004, completed 216 of 335 passes for 2,215 yards and 17 touchdowns and also ran for 893 yards on 170 attempts (5.3 avg.) and nine touchdowns... Ranked

fourth nationally in total offense, averaging 310.8 yards per game... Also punted 10 times for a 29.3-yard average, including a long of 50, and nailed seven inside the 20... In 2003, started all 12 games and set school record with 3,125 yards of total offense... Accounted for 29 touchdowns with 14 passing, 14 rushing and one receiving... Completed 178 of 364 attempts for 2,242 yards, which was the second highest total in school history... Also led the team with 701 yards rushing on 161 carries... In 2002, rushed 137 times for 10 touchdowns and a 7.72-yard average that led the nation... In 2001, took over the starting quarterback duties in the third game of the season and became the first freshman in Division I-A history to run and pass for more than 1,000 yards each in a single season... Was 131 of 238 for 1,516 yards and 10 touchdowns passing and rushed for 1,019 yards on 164 attempts (6.2 avg.) and five touchdowns as a freshman... Runner-up for MAC Freshman of the Year honors to Miami (Ohio) University quarterback Ben Roethlisberger... Graduated with a degree in communications... Had his No. 9 jersey retired by Kent State in 2010, becoming just the fourth player school history to receive the honor.

## PERSONAL

Born in Washington, D.C., where he attended Dunbar High School... Led the Crimson Tide to the DCIAA West Division title and the city championship with a 9-3 record... Completed 130 of 277 passes for 2,258 yards as a senior and tossed 23 touchdowns and ran for seven touchdowns... Earned letters in football, baseball, basketball and swimming... Named the 2009 Browns Player of the Year by the local chapter of the PFWA... Named the Browns 2011 Walter Payton Man of the Year... Very active in the Cleveland community, volunteering for numerous "Shop with a Pro" and school visits... Also helped renovate Bump Taylor Field as part of the NFL Grassroots Field Renovation... Founded the "Josh's Cribb" season ticket program which provided tickets, apparel and food for the Center for Families & Children and City Year Cleveland organizations... Named to the 2009 Pink Tie Guy coalition to benefit the Susan G. Komen for the Cure... Started the social web site www.2centsme.com... Serves as the United Way rep for Cleveland... Married (Maria) with a daughter (Kimorah) and a son (Israel).

### CRIBBS' SINGLE-GAME CAREER HIGHS

**RECEPTIONS:** 7 vs. Pittsburgh 1/11/12  
**RECEIVING YARDS:** 91 vs. Pittsburgh 1/11/12  
**LONG RECEPTION:** 65t vs. Kansas City 9/19/10  
**RECEIVING TD:** 1, seven times, most recent vs. Jacksonville 11/20/11  
**RUSH ATTEMPTS:** 8 vs. Pittsburgh 12/10/09  
**RUSHING YARDS:** 87 vs. Pittsburgh 12/10/09  
**LONG RUSH:** 37 vs. Pittsburgh 12/10/09  
**RUSHING TD:** 1, twice, at Buffalo 11/17/08, vs. Jacksonville 1/3/10  
**KICKOFF RETURNS:** 7 at Baltimore 11/18/07; vs. Baltimore 11/2/08  
**KICKOFF RETURN YARDS:** 269 at Kansas City 12/20/09  
**LONGEST KICKOFF RETURN:** 103t at Kansas City 12/20/09  
**KICKOFF RETURN FOR TD:** 2 at Kansas City 12/20/09  
**PUNT RETURNS:** 6 vs. Cincinnati 10/4/09  
**LONG PUNT RETURN:** 84t at Baltimore 12/24/11  
**PUNT RETURN YARDS:** 135 vs. San Francisco 12/30/07  
**PUNT RETURN FOR TD:** 1, three times, most recent at Baltimore 12/24/11 (84t)  
**COMBINED RET. YDS:** 306 at Baltimore 11/18/07  
**COMPLETIONS:** 1, four times, most recent vs. Atlanta (10 yards) 10/10/10

<b>Career Kickoff Returns for TD (8):</b>	<b>Career Punt Returns for TD (3):</b>
103t at Kansas City 12/20/09	84t at Baltimore 12/24/11
100t at Pittsburgh 11/11/07	76t vs. San Francisco 12/30/07
100t at Kansas City 12/20/09	67t vs. Minnesota 9/13/09
99t at Oakland 9/23/07	
98t at Pittsburgh 10/18/09	
92t vs. Pittsburgh 11/19/06	
92t vs. Baltimore 11/2/08	
90t vs. Detroit 10/23/05	

## CRIBBS' CAREER OFFENSIVE STATISTICS

Year	Team	GP	GS	Receiving					TD	Rushing				
				Rec	Yds	Avg	Lg	Att		Yds	Avg.	Lg	TD	
2005	Cleveland	14	0	1	7	7.0	7	0	0	0	0.0	0	0	
2006	Cleveland	16	1	10	91	9.1	14	0	2	11	5.5	9	0	
2007	Cleveland	16	2	3	37	12.3	18	0	9	61	6.8	18	0	
2008	Cleveland	15	2	2	18	9.0	17	1	29	167	5.8	27	1	
2009	Cleveland	16	12	20	135	6.8	35	1	55	381	6.9	37	1	
2010	Cleveland	15	5	23	292	12.7	65t	1	20	66	3.5	19	0	
2011	Cleveland	16	7	41	518	12.6	45t	4	7	25	3.6	15	0	
NFL	Totals	108	29	100	1,098	11.0	65t	7	122	711	5.8	37	2	

## CRIBBS' CAREER SPECIAL TEAMS STATISTICS

Year	Team	Kickoff Returns					Punt Returns					Sp. T	
		No	Yds	Avg	Lg	TD	No	FC	Yds	Avg	Lg	TD	Tackle
2005	Cleveland	45	1,094	24.3	90t	1	1	0	5	5.0	5	0	19
2006	Cleveland	61	1,494	24.5	92t	1	6	3	51	9.2	34	0	25
2007	Cleveland	59	1,809	30.7	100t	2	30	10	405	13.5	76t	1	23
2008	Cleveland	44	1,110	25.2	92t	1	28	7	228	8.1	32	0	26
2009	Cleveland	56	1,542	27.5	103t	3	38	3	452	11.9	67t	1	9
2010	Cleveland	40	814	20.4	37	0	20	6	168	8.4	17	0	0
2011	Cleveland	39	974	25.0	63	0	34	8	388	11.4	84t	1	14
NFL	Totals	344	8,837	25.7	103t	8	157	37	1,697	10.8	84t	3	116

## CRIBBS' CAREER PASSING STATISTICS

Year	Team	Att	Cmp	Pct.	Yds	Yds/Att.	TD	Int	Lg	Sk	Yds		QB Rating
											Lost		
2005	Cleveland	0	0	0.0%	0	0.0	0	0	0	0	0	0	0.0
2006	Cleveland	1	0	0.0%	0	0.0	0	0	0	0	0	0	39.6
2007	Cleveland	0	0	0.0%	0	0.0	0	0	0	0	0	0	0.0
2008	Cleveland	4	1	25.0%	0	2.0	0	0	8	0	0	0	39.6
2009	Cleveland	4	1	25.0%	18	6.0	0	1	18	0	0	0	6.3
2010	Cleveland	3	2	66.7%	19	6.3	0	0	9	1	0	0	84.0
2011	Cleveland	0	0	0.0%	0	0.0	0	0	0	1	7	0	0.0
NFL	Totals	12	4	33.3%	37	3.1	0	1	18	2	7	0	10.8

Additional Stat: Converted a pass to TE Kellen Winslow for a 2-point conversion 12/2/07 at Arizona.

## ALL-TIME NFL RETURN TD LEADERS

Player	Years	Punt TD	KO TD	Total TD
1. Devin Hester	2006-11	12	5	17
2. Brian Mitchell	1990-2003	9	4	13
3. Dante Hall	2000-08	6	6	12
Eric Metcalf	1989-2002	10	2	12
5. Joshua Cribbs	2005-11	3	8	11
6. Three players tied with 9				

## CRIBBS' 2011 RETURN STATISTICS

Date	Opp	Kickoff Returns					Punt Returns				
		No.	Yds	Avg.	Lg	TD	No.	Yds.	Avg.	Lg.	TD
9/11	Cin.	3	91	30.3	51	0	6	58	9.7	21	0
9/18	@ Ind.	2	80	40.0	52	0	2	52	26.0	43	0
9/25	Mia.	0	0	0.0	0	0	0	0	0.0	0	0
10/2	Ten.	2	28	14.0	27	0	2	18	9.0	16	0
10/16	@ Oak.	3	53	17.7	21	0	2	30	15.0	31	0
10/23	Sea.	1	23	23.0	23	0	4	14	3.5	8	0
10/30	@ S.F.	4	102	25.5	31	0	3	34	11.3	17	0
11/6	@ Hou.	2	94	47.0	63	0	1	3	3.0	3	0
11/13	St. L.	1	27	27.0	27	0	2	6	3.0	6	0
11/20	Jac.	2	63	31.5	37	0	1	0	0.0	0	0
11/27	@ Cin.	5	109	21.8	29	0	3	18	6.0	10	0
12/4	Bal.	4	95	23.8	28	0	1	9	9.0	9	0
12/8	@ Pit.	1	22	22.0	22	0	0	0	0.0	0	0
12/18	@ Ari.	2	51	25.5	26	0	3	40	13.3	24	0
12/24	@ Bal.	5	113	22.6	29	0	1	84	84.0	84t	1
1/1	Pit.	2	23	11.5	15	0	3	22	7.3	10	0
Totals	16 gm	39	974	25.0	63	0	34	388	11.4	84t	1

## ALL-TIME NFL KICKOFF RETURN TD LEADERS

Player	Years	Games	TD
1. Joshua Cribbs	2005-11	108	8
2. Leon Washington	2006-11	87	7
3. Mel Gray	1986-97	169	6
Dante Hall	2000-08	112	6
Ollie Matson	1952-66	171	6
Gale Sayers	1965-71	68	6
Travis Williams	1967-74	62	6

## CRIBBS' 2010 RETURN STATISTICS

		Kickoff Returns					Punt Returns					
Date	Opp	No.	Yds	Avg.	Lg	TD	No.	Yds.	Avg.	Lg	TD	
9/12	@ T.B.	3	46	15.3	18	0	3	29	9.7	15	0	
9/19	K.C.	1	19	19.0	19	0	1	5	5.0	5	0	
9/26	@ Bal.	2	47	23.5	24	0	1	0	0.0	0	0	
10/3	Cin.	5	107	21.4	27	0	0	0	0.0	0	0	
10/10	Atl.	3	64	21.3	34	0	1	3	3.0	3	0	
10/17	@ Pit.	1	26	26.0	26	0	0	0	0.0	0	0	
10/24	@ N.O.	3	68	22.7	29	0	3	40	13.3	17	0	
11/7	N.E.	2	51	25.5	36	0	2	18	9.0	13	0	
11/14	NYJ	1	11	11.0	11	0	0	0	0.0	0	0	
11/21	@ Jac.	Inactive (foot)										
11/28	Car.	4	89	22.3	29	0	3	25	8.3	16	0	
12/5	@ Mia.	2	50	25.0	27	0	2	13	6.5	13	0	
12/12	@ Buf.	0	0	0.0	0	0	1	7	7.0	7	0	
12/19	@ Cin.	5	87	17.4	19	0	0	0	0.0	0	0	
12/26	Bal.	5	126	25.2	37	0	2	17	8.5	17	0	
1/2	Pit.	3	23	7.7	12	0	1	11	11.0	11	0	
Totals		15 gm	40	814	20.4	37	0	20	168	8.4	17	0

## CRIBBS' 2009 RETURN STATISTICS

		Kickoff Returns					Punt Returns					
Date	Opp	No.	Yds	Avg.	Lg	TD	No.	Yds.	Avg.	Lg.	TD	
9/13	Min.	6	140	23.3	27	0	3	67	22.3	67t	1	
9/20	@ Den.	3	60	20.0	21	0	2	24	12.0	17	0	
9/27	@ Bal.	6	159	26.5	32	0	2	26	13.0	15	0	
10/4	Cin.	3	103	34.3	58	0	6	120	20.0	50	0	
10/11	@ Buf.	2	60	30.0	33	0	3	23	7.7	15	0	
10/18	@ Pit.	3	132	44.0	98t	1	1	26	26.0	26	0	
10/25	G.B.	2	69	34.5	41	0	1	9	9.0	9	0	
11/1	@ Chi.	6	137	22.8	25	0	0	0	0.0	0	0	
11/16	Bal.	3	63	21.0	37	0	5	18	3.6	9	0	
11/22	@ Det.	3	54	18.0	26	0	1	3	3.0	3	0	
11/29	@ Cin.	2	38	19.0	23	0	0	0	0.0	0	0	
12/6	S.D.	6	148	24.7	42	0	1	0	0.0	0	0	
12/10	Pit.	2	43	21.5	32	0	2	61	30.5	55	0	
12/20	@ K.C.	6	269	44.8	103t	2	4	36	9.0	16	0	
12/27	Oak.	1	27	27.0	27	0	4	21	5.3	14	0	
1/3	Jac.	2	40	20.0	31	0	3	18	6.0	12	0	
Totals		16 gm	56	1,542	27.5	103t	3	38	452	11.9	67t	1

## CRIBBS' 2008 RETURN STATISTICS

KICKOFF RETURNS												PUNT RETURNS											
Date	Opp	No. Yds Avg. Lg TD						No.Yds. Avg. Lg. TD															
9/7	Dal.	Inactive (ankle)																					
9/14	Pit.	1	22	22.0	22	0	5	44	8.8	12	0												
9/21	@ Bal.	3	52	17.3	24	0	2	24	12.0	12	0												
9/28	@ Cin.	1	44	44.0	44	0	2	10	5.0	7	0												
10/13	NYG	1	22	22.0	22	0	1	3	3.0	3	0												
10/19	@ Was.	2	46	23.0	24	0	5	48	9.6	17	0												
10/26	@ Jac.	3	78	26.0	38	0	1	5	5.0	5	0												
11/2	Bal.	7	237	33.9	92t	1	3	41	13.7	32	0												
11/6	Den.	5	135	27.0	43	0	1	5	5.0	5	0												
11/17	@ Buf.	3	64	21.3	26	0	0	0	0.0	0	0												
11/23	Hou.	4	104	26.0	34	0	2	10	5.0	7	0												
11/30	Ind.	3	61	20.3	22	0	0	0	0.0	0	0												
12/7	@ Ten.	4	105	26.3	28	0	2	20	10.0	12	0												
12/15	@ Phi.	3	63	21.0	24	0	0	0	0.0	0	0												
12/21	Cin.	1	24	24.0	24	0	3	12	4.0	9	0												
12/28	@ Pit.	3	53	17.7	22	0	1	6	6.0	6	0												
Totals		15 gm	44	1,110	25.2	92t	1	28	228	8.1	32	0											

## CRIBBS' 2007 RETURN STATISTICS

		Kickoff Returns						Punt Returns					
Date	Opp	No. Yds	Avg.	Lg	TD	No. Yds	Avg.	Lg	TD	No. Yds	Avg.	Lg	TD
9/9	Pit.	4	98	24.5	32	0	0	0	0.0	0	0	0	0
9/16	Cin.	5	183	36.6	85	0	2	11	5.5	7	0	0	0
9/23	@ Oak.	4	174	43.5	99t	1	1	22	22.0	22	0	0	0
9/30	Bal.	3	94	31.3	41	0	0	0	0.0	0	0	0	0
10/7	@ NE	5	118	23.6	31	0	1	11	11.0	11	0	0	0
10/14	Mia.	5	141	28.2	39	0	2	19	9.5	10	0	0	0
10/28	@ St. L.	2	57	28.5	31	0	1	18	18.0	18	0	0	0
11/4	Sea.	6	161	26.8	38	0	1	18	18.0	18	0	0	0
11/11	@ Pit.	4	204	51.0	100t	1	4	19	4.8	7	0	0	0
11/18	@ Bal.	7	245	35.0	50	0	4	61	15.3	26	0	0	0
11/25	Hou.	2	54	27.0	29	0	2	21	10.5	13	0	0	0
12/2	@ Ari.	3	31	10.5	26	0	2	31	15.5	31	0	0	0
12/9	@ NYJ	2	51	25.5	31	0	2	7	3.5	7	0	0	0
12/16	Buf.	1	26	26.0	26	0	2	5	2.5	5	0	0	0
12/23	@ Cin.	4	115	28.8	33	0	2	27	13.5	20	0	0	0
12/30	S.F.	2	57	28.5	30	0	4	135	33.8	76t	1	0	0
Totals		16 gm	59	1,809	30.7	100t	2	30	405	13.5	76t	1	0

## CRIBBS' 2006 RETURN STATISTICS

		Kickoff Returns					Punt Returns					
Date	Opp	No. Yds	Avg.	Lg	TD	No.Yds.	Avg.	Lg	TD			
9/10	N.O.	5	114	22.8	40	0	0	0	0.0	0	0	
9/17	@ Cin.	5	109	21.8	26	0	0	0	0.0	0	0	
9/24	Bal.	2	48	24.0	27	0	0	0	0.0	0	0	
10/1	@ Oak.	2	118	59.0	65	0	0	0	0.0	0	0	
10/8	@ Car.	4	119	29.8	64	0	2	43	21.5	34	0	
10/22	Den.	3	94	31.3	44	0	2	2	1.0	2	0	
10/29	NYJ	3	62	20.7	30	0	1	1	1.0	1	0	
11/5	@ S.D.	4	111	27.8	47	0	0	0	0.0	0	0	
11/12	@ Atl.	3	56	18.7	21	0	0	0	0.0	0	0	
11/19	Pit.	4	150	37.5	92t	1	0	0	0.0	0	0	
11/26	Cin.	5	108	21.6	29	0	0	0	0.0	0	0	
12/3	K.C.	4	87	21.8	30	0	0	0	0.0	0	0	
12/7	@ Pit.	5	76	15.2	27	0	0	0	0.0	0	0	
12/17	@ Bal.	5	94	18.8	21	0	0	0	0.0	0	0	
12/24	T.B.	4	79	19.8	22	0	0	0	0.0	0	0	
12/31	@ Hou.	3	69	23.0	25	0	1	5	5.0	5	0	
Totals		16 gm	61	1,494	24.5	92t	1	6	51	8.5	34	0

## CRIBBS' 2005 RETURN STATISTICS

Date	Opp	Kickoff Returns					Punt Returns					
		No.	Yds	Avg.	Lg	TD	No.	Yds.	Avg.	Lg.	TD	
9/11	Cin.	1	14	14.0	14	0	0	0	0.0	0	0	
9/18	@ G.B.	Inactive (knee)										
9/25	@ Ind.	Inactive (knee)										
10/9	Chi.	3	61	20.3	22	0	0	0	0.0	0	0	
10/16	@ Bal.	3	61	20.3	24	0	0	0	0.0	0	0	
10/23	Det.	4	152	38.0	90t	1	0	0	0.0	0	0	
10/30	@ Hou.	4	102	25.5	29	0	0	0	0.0	0	0	
11/6	Ten.	1	4	4.0	4	0	1	5	5.0	5	0	
11/13	@ Pit.	3	65	21.7	25	0	0	0	0.0	0	0	
11/20	Mia.	1	16	16.0	16	0	0	0	0.0	0	0	
11/27	@ Min.	5	155	31.0	48	0	0	0	0.0	0	0	
12/4	Jac.	4	75	18.8	28	0	0	0	0.0	0	0	
12/11	@ Cin.	4	87	21.8	31	0	0	0	0.0	0	0	
12/18	@ Oak.	1	48	48.0	48	0	0	0	0.0	0	0	
12/24	Pit.	6	126	21.0	28	0	0	0	0.0	0	0	
1/1	Bal.	5	128	25.6	54	0	0	0	0.0	0	0	
Totals		14 gm	45	1,094	24.3	90t	1	1	5	5.0	5	0



# STANLEY DANIELS



# 64

OFFENSIVE LINE

HEIGHT: 6-4 • WEIGHT: 320

COLLEGE: Washington

BIRTHDATE: November 30, 1984

HOW ACQUIRED: FA - 12

YEAR WITH BROWNS: 1<sup>st</sup> • YEAR IN NFL: 2<sup>nd</sup>

## CAREER TRANSACTIONS

Originally signed by St. Louis as an undrafted free agent on May 3, 2007... Waived by St. Louis on June 21, 2007... Signed by the New York Jets on August 13, 2007... Waived by the New York Jets on August 16, 2007... Signed by the New York Jets on January 8, 2008... Waived by the New York Jets on August 30, 2008... Signed by the New York Jets to the practice squad on September 1, 2008... Released by the New York Jets on September 9, 2008... Signed by the New York Jets to the practice squad on September 16, 2008... Waived by the New York Jets on September 5, 2009... Signed by Green Bay to the practice squad on September 29, 2009... Released by Green Bay on October 27, 2009... Signed by Green Bay to the practice squad on November 11, 2009... Waived by Green Bay on May 12, 2010... Claimed by Denver via waivers on May 13, 2010... Waived by Denver on December 11, 2010... Signed by Denver to the practice squad on December 14, 2010... Signed by

Denver to the active roster on December 22, 2010... Waived by Denver on September 3, 2011... Signed by Cleveland on January 3, 2012.

## SEASONAL REVIEWS

2011: Spent training camp with the Broncos.

2010: Saw action in seven contests, including opening the first four games at left guard for the Broncos... Also spent one week on Denver's practice squad.

2009: Spent 13 weeks on the Packers' practice squad.

2008: On the Jets' practice squad for 16 weeks.

2007: Spent a portion of training camp with the Jets.

## COLLEGE

Appeared in 36 games with 24 starts at the University of Washington (2003-06)... Opened every contest at left guard as a senior... Began collegiate career as a defensive lineman before moving to the offensive line at the start of his redshirt freshman season.

## PERSONAL

Native of San Diego Calif., where he attended Marian Catholic High School... Uncle, Ray May, played nine seasons (1967-75) as a linebacker in the NFL... Is the oldest of eight siblings... Hosts a football camp in Chula Vista, Calif., during the offseason.

## DANIELS' CAREER GAMES PLAYED

Year	Team	Regular Season		Postseason	
		GP	GS	GP	GS
2010	Denver	7	4	0	0

# PHIL DAWSON



# 4

KICKER

HEIGHT: 5-11 • WEIGHT: 200

COLLEGE: Texas

BIRTHDATE: January 23, 1975

HOW ACQUIRED: FA - 99

YEAR WITH BROWNS: 14<sup>th</sup> • YEAR IN NFL: 14<sup>th</sup>

## CAREER TRANSACTIONS

Originally signed by Oakland as an undrafted free agent on April 24, 1998... Waived by Oakland on August 18, 1998... Claimed by New England via waivers on August 21, 1998... Waived by New England on August 30, 1998... Signed by New England to the practice squad on August 31, 1998... Signed by Cleveland on March 25, 1999.

## CAREER HIGHLIGHTS

Ranks as the franchise leader in field goal percentage with a mark of 83.1% (276-332) and ranks 10th all-time in NFL history in accuracy entering the 2012 season... Is first on the Browns' all-time field goals made list with 276... Ranks second in franchise history with 1,155 career points (Lou Groza, 1,349)... Is fifth in franchise history in regular season games played with 199 (Clay Matthews 232, Lou Groza 216, Doug Dieken 203, Gene Hickerson 202)... Holds the franchise single-season record with 30 field goals made in 2008.

## 4TH QUARTER OR OVERTIME GAME WINNING FIELD GOALS (15)

53 yards with 11:18 left in the fourth quarter for a 6-3 vs. Seattle on October 23, 2011.

23 yards as time expired for a 13-10 win at Miami on December 5, 2010.

41 yards with 2:42 left in the fourth quarter for a 24-23 win against Carolina on November 28, 2010.

56 yards with 46 seconds left in the fourth quarter for a 29-27 win at Buffalo on November 17, 2008.

20 yards with 4:13 left in fourth quarter for a 23-17 win at Jacksonville on October 26, 2008.

33 yards in overtime for a 33-30 win at Baltimore on Nov. 18, 2007.

25 yards in overtime for a 33-30 win vs. Seattle on Nov. 4, 2007.

33 yards in overtime for a 31-28 win vs. Kansas City on December 3, 2006.

37 yards as time expired for a 9-7 win at Oakland on December 18, 2005.

33 yards in overtime for a 31-28 win at Tennessee on September 22, 2002.  
 35 yards with 3:30 left in the fourth quarter in a 24-21 win at the New York Jets on October 27, 2002.  
 30 yards with 5:18 left in the fourth quarter in a 23-14 win at Jacksonville on September 30, 2001 (a Browns INT returned for a TD followed).  
 44 yards with 55 seconds left in the fourth quarter for a 41-38 win at Tennessee on December 30, 2001.  
 19 yards with 2:45 left in the fourth quarter in a 23-20 win vs. Pittsburgh on September 17, 2000.  
 39 yards as time expired for a 16-15 win at Pittsburgh on November 14, 1999.

## SEASONAL REVIEWS

**2011:** Played in all 16 games... Converted 24 of 29 field goal attempts and all 20 PATs for a team-high 92 points... Hit seven field goals of 50 yards or longer, including a long of 54 yards at Cincinnati (11/27)... His seven field goals of 50+ yards (8 atts.) tied for the most in the NFL (San Francisco's David Akers and Oakland's Sebastian Janikowski) and mark the most of his career, surpassing his previous best of three in 2008... In addition, the total tied for the third-highest single-season figure in NFL annals, trailing only Atlanta's Morten Andersen (8 in 1995) and Detroit's Jason Hanson (8 in 2008)... Of his 59 kickoffs, 40 reached the end zone and 10 went for touchbacks... Contributed one special teams tackle on the year... Converted on a 30-yard field goal attempt vs. Miami (9/25) to move give him 1,081 career points, moving him past Don Cockroft into second on the Browns' all-time points list... Had a successful onside kick attempt at Oakland (10/16) that was recovered by James Dockery with less than a minute to play in the game... Converted field goals of 52 and 53 yards vs. Seattle (10/23), the first time in his career he notched two 50+ yards field goals in the same game... His 53-yarder came with 11:18 to play in the game and put the Browns ahead for the 6-3 win.

**2010:** Voted a co-captain on special teams... Converted all 28 PATs and 23 of 28 field goal attempts with a long of 48... Accounted for 97 points, a figure which led the team... Connected on a 39-yard field goal at Pittsburgh (10/17) to take sole possession of first place on the Browns' all-time career field goals made list with 235, passing Lou Groza (234)... Made three field goals and converted all three PATs at New Orleans (10/24) for a season-best 12 points to surpass the 1,000-point plateau, a mark which only two other Browns' players have achieved... The Saints game began a stretch in which he had two or more field goals in six of the next seven contests... Booted fourth-quarter game-winning field goals in back-to-back contests... Made a 41-yard field goal with 2:42 remaining which put the Browns up 24-23 against Carolina for his 13th career game-winning field goal... Hit a 23-yard field goal as time expired in regulation to give the Browns a 13-10 win at Miami (12/5).

**2009:** Voted a co-captain on special teams... Played in 11 games and scored a team-high 69 points... Had one successful onside kick, against San Diego (12/6)... Was inactive for five games with a right calf injury... Scored a season-high 11 points in each of the final three games of the season; at Kansas City (12/20), against Oakland (12/27) and against Jacksonville (1/3/10)... Connected on a 44-yard field goal at Detroit (11/22) on the game's opening drive for the 217th field goal of his career as he moved past Don Cockroft into sole possession of second on the Browns' all-time list... Also completed a 10-yard pass to Mike Furrey at Detroit (11/22) out of field goal formation, marking the first pass attempt of his career.

**2008:** Voted as a special teams team captain at the start of the season... Set the franchise single-season record with 30 field goals made... With 108 points, became the first player in franchise history to account for five seasons with 100 or more points... Connected on two game-winning field goals... Became the first player in Browns history to convert a 50+ yard field goal in three consecutive games... Recorded a field goal in each of the first 14 games of the year, and along with having made one in the 2007 finale, that streak of 15 straight games with a field goal is the lon-

gest of his career... Connected on a PAT in the second quarter at Baltimore (9/21) to reach the 800-point plateau in his NFL career... At Jacksonville (10/26), converted a game-winning 20-yard field goal with 4:35 to play to give the Browns a 20-17 lead on their way to a 23-17 victory... Scored a season-best 17 points on 5 of 5 field goals and 2 of 2 PATs and kicked a career-long 56-yard game-winning field goal with 1:39 remaining for a 29-27 victory at Buffalo (11/17)... Five field goals were his most since he tallied a career-best six on November 5, 2006 against San Diego... Topped the 100-point mark for the fifth time in his career when he bounced off for nine points at Tennessee (12/7)... His 30th field goal of season came on a 27-yarder at Philadelphia (12/15) as he broke Matt Stover's single-season club record.

**2007:** Voted as a special teams captain at the start of the season... Set a career-high with 120 points, which ranked tied for second in team history and is the highest total by a Browns kicker... Became the first player in franchise history to post four seasons of 100+ points... Moved into fourth place on the Browns all-time scoring list with 685 career points as he posted 15 points against Cincinnati (9/16), surpassing Matt Bahr (677 points)... Had two game-winning overtime kicks, with a 25-yarder vs. Seattle (11/4) and a 33-yarder at Baltimore (11/18)... Had a season-high four field goals in the Ravens game, including the game-tying 51-yarder that bounced off the left upright and fell behind the cross bar to force overtime, where he accounted for the game-winner... With nine points against Houston (11/25), moved into third place in franchise history in all-time scoring with 760 total points, surpassing Jim Brown (756)... Had memorable field goals of 35 and 49 yards in an 8-0 win vs. Buffalo (12/16), under blizzard-like conditions with wind gusts up to 40 mph and more than two inches of snow accumulation.

**2006:** Set a franchise record and personal high with six field goals and 19 points at San Diego (11/5)... Had a season-long 51-yard field goal at Baltimore (12/17)... Made a game-winning 33-yard field goal in overtime in a 31-28 decision over Kansas City (12/3).

**2005:** Finished the season with 100 points, the third time in his career he attained that plateau... Topped the 500-point plateau in his NFL career with a 22-yard field goal at Indianapolis (9/25)... Played in his 100th career game, vs. Tennessee (11/6)... Voted AFC Special Teams Player of the Week for performance at Oakland (12/18) when he hit on all three field goal attempts, including a 37-yarder as time expired to lift the Browns to a 9-7 victory.

**2004:** Recorded 100 points as he led the Browns in scoring... Established a franchise record with 27 consecutive field goals made (from vs. San Diego on October 19, 2003 through vs. New York Jets on November 21, 2004)... Streak ended when he missed wide right on a 42-yard attempt in the second quarter... Had a season-high five field goals and 16 points in finale at Houston (12/05).

**2003:** Led the club with 74 points... Hit a season long 52-yard field goal vs. Oakland (10/12)... Had a season-high 14 points vs. Arizona (11/16)... Missed the final three games of the season after being placed on injured reserve on Dec. 9 with a fractured left arm.

**2002:** Posted his first 100-point season... Made his first six attempts of the season to run his streak to 21 for successful field goals made, dating to the previous season... Nailed a 33-yard field goal in overtime to lift the Browns to a 31-28 win at Tennessee (9/22)... Had two successful onside kicks... First occurred at Tennessee (9/22), with a fourth quarter kick which led to a Browns touchdown and sent the game to overtime... Second came vs. Baltimore (10/6), as he recovered his own kick in the fourth quarter... Connected on a game-winning 35-yard field goal in the fourth quarter at New York Jets (10/27), with 3:30 remaining to give the Browns a 24-21 win... Added two field goals and three PATs for nine points in AFC Wild Card Game at Pittsburgh (1/5/03).

## PERSONAL

**2001:** Produced an 88.0% accuracy mark (22 of 25), which ranked second in the NFL... His 15 consecutive field goals to finish the year was the longest active streak in the NFL at the conclusion of the regular season... Named AFC Special Teams Player of the Week at Jacksonville (9/30), with three field goals and two PATs for 11 points... Connected on a season-high four field goals vs. Cincinnati (11/25)... Connected on a 44-yard field goal with 55 seconds remaining in the fourth quarter to give the Browns a 41-38 win at Tennessee (12/30).

**2000:** Was perfect from inside the 39-yard line by converting all 12 field goals from that range... Finished the year by converting each of his final eight field goal attempts.

**1999:** Earned the placekicking job in training camp, fending off competition from Chris Boniol and Danny Kight... Appeared in his first NFL game, at Tennessee (9/19), and converted his first NFL field goal attempt, a 41-yarder in the second quarter... Scored the Browns' first rushing touchdown of the season and in Cleveland Browns Stadium history on a four-yard scamper on a fake field goal attempt vs. Cincinnati (10/10)... Converted a 39-yard field goal as time expired to provide the Browns a 16-15 win at Pittsburgh (11/14).

**1998:** Originally signed by Oakland as an undrafted free agent... Waived by Oakland and claimed via waivers by New England on Aug. 21... Spent the entire season on the Patriots' practice squad.

## COLLEGE

Four-year letterman at the University of Texas (1994-97)... Earned first-team All-America and All-Big 12 honors following senior season in 1997... Team captain his senior year... Was 9 of 15 from 50+ yards over collegiate career, including a career-long 53-yarder as a junior... In 1996 as a junior, was a first team All-America selection... Hit 19 of 24 field goals and posted 108 points in 12 games... Also named Academic All-Southwest Conference in 1994 and 1995 and All-Academic Big 12 in 1996 and 1997... Earned a B.A. in political science.

Born in West Palm Beach, Fla., and attended Lake Highlands (Dallas, Texas) High School... In addition to placekicking duties in high school, also started at tackle... Named the 2007 Dino Lucarelli "Good Guy" Award by the local PFWA chapter, the 2006 Ed Block Courage Award winner and the 2006 winner of the Doug Dieken Humanitarian Award for his charitable and community efforts, as recognized by the Cleveland Touchdown Club... Wife, Shannon, is an accomplished singer who has sung the National Anthem prior to Browns home games, toured with Wayne Newton from 1992-94 and sang at George W. Bush's Inauguration after being elected Governor of Texas (1994)... Teamed up with the Adoption Network to invite families who have recently adopted children to each home game during the 2008 and 2011 seasons so they can form new memories as a family... Active in the Cleveland community and founded the "Dawson's 4 Adoption" season ticket program which provided tickets, apparel and food for the Adoption Network Cleveland organization... He and Shannon have two sons (Dru and Beau) and a daughter (Sophiann).

## DAWSON'S SINGLE-GAME CAREER HIGHS

### SCORING

**MOST POINTS SCORED:** 19 at San Diego 11/5/06 (6-6 FG/ 1-1 PAT)

### FIELD GOALS

**NUMBER ATTEMPTED:** 6 at San Diego 11/5/06

**NUMBER MADE:** 6 at San Diego 11/5/06

**LONGEST ATTEMPT:** 62 at Tampa Bay 9/12/10

**LONGEST MADE:** 56 at Buffalo 11/17/08

**CONSECUTIVE FGs MADE:** 27 (vs. San Diego 10/19/03 to vs. N.Y. Jets 11/21/04)

**MOST 50+ YARD FGs:** 2 vs. Seattle 10/23/11; at Houston 11/6/11

### PATS

**NUMBER ATTEMPTED:** 6 at Cincinnati 11/28/04; vs. Cincinnati 9/16/07

**NUMBER MADE:** 6 at Cincinnati 11/28/04; vs. Cincinnati 9/16/07

**CONSECUTIVE PATS MADE:** 55 (vs. Miami 11/20/05 to vs. Seattle 11/4/07)

## DAWSON'S CAREER STATISTICS

Year	Team	GP	FG	FGA	Pct	Lg	Blk	XP	XPA	Pct	Blk	Points
1999	Cleveland	15	8	12	66.7%	49	0	23	24	95.8%	1	53*
2000	Cleveland	16	14	17	82.4%	45	0	17	17	100.0%	0	59
2001	Cleveland	16	22	25	88.0%	48	1	29	30	96.7%	0	95
2002	Cleveland	16	22	28	78.6%	52	2	34	35	97.1%	0	100
2003	Cleveland	13	18	21	85.7%	52	0	20	21	95.2%	1	74
2004	Cleveland	16	24	29	82.8%	50	0	28	28	100.0%	0	100
2005	Cleveland	16	27	29	93.1%	44	0	19	21	90.5%	2	100
2006	Cleveland	16	21	29	72.4%	51	1	25	25	100.0%	0	88
2007	Cleveland	16	26	30	86.7%	51	2	42	43	97.7%	0	120
2008	Cleveland	16	30	36	83.3%	56	0	18	18	100.0%	0	108
2009	Cleveland	11	17	19	89.5%	49	0	18	19	94.7%	0	69
2010	Cleveland	16	23	28	82.1%	48	0	28	28	100.0%	0	97
2011	Cleveland	16	24	29	82.8%	54	2	20	20	100.0%	2	92
NFL	Totals	199	276	332	83.1%	56	8	321	329	97.6%	6	1,155

Additional Stats: Passing: 1-1, 10 yards at Detroit 11/22/09; Punting: 2 for 36 yards, long of 20, 2 inside the 20 in 2002; 1 for 29 yards, 1 inside the 20 in 2003; 2 for 53 yards, long of 31, 2 inside the 20 in 2005; 2 for 58 yards, 1 inside the 20, 1 touchback, long of 31 in 2006; 1 for 33 yards, 1 inside the 20 in 2008 for a total of 8 for 209 yards, 26.1 avg., long of 33, 7 inside the 20, 1 touchback  
\*Includes rushing TD vs. Cincinnati 10/10/99 (6 points)

## DAWSON'S CAREER POSTSEASON STATISTICS

Year	Team	GP	FG	FGA	Pct	Lg	Blk	XP	XPA	Pct	Blk	Points
2002	Cleveland	1	2	2	100.0%	31	0	3	3	100.0%	0	9

## DAWSON'S CAREER FIELD GOALS

Year	Team	10-19	Pct	20-29	Pct	30-39	Pct	40-49	Pct	50+	Pct
1999	Cleveland	0/0	0.0%	2/2	100.0%	3/5	60.0%	3/5	60.0%	0/0	0.0%
2000	Cleveland	3/3	100.0%	4/4	100.0%	5/5	100.0%	2/5	40.0%	0/0	0.0%
2001	Cleveland	0/0	0.0%	10/10	100.0%	8/9	88.8%	4/6	66.6%	0/0	0.0%
2002	Cleveland	0/0	0.0%	9/10	90.0%	6/8	75.0%	5/7	71.4%	2/3	66.6%
2003	Cleveland	2/2	100.0%	7/7	100.0%	4/5	80.0%	3/5	60.0%	2/2	100.0%
2004	Cleveland	0/0	0.0%	11/11	100.0%	6/8	75.0%	6/9	66.6%	1/1	100.0%
2005	Cleveland	2/2	100.0%	11/11	100.0%	9/11	81.8%	5/5	100.0%	0/0	0.0%
2006	Cleveland	0/0	0.0%	5/6	83.3%	9/10	90.0%	6/12	50.0%	1/1	100.0%
2007	Cleveland	2/2	100.0%	9/10	90.0%	7/8	87.5%	7/8	87.5%	1/2	50.0%
2008	Cleveland	0/0	0.0%	10/10	100.0%	12/14	85.7%	5/6	83.3%	3/6	50.0%
2009	Cleveland	0/0	0.0%	7/7	100.0%	5/5	100.0%	5/6	83.3%	0/1	0.0%
2010	Cleveland	3/3	100.0%	7/7	100.0%	10/10	100.0%	3/5	75%	0/3	0.0%
2011	Cleveland	0/0	0.0%	7/9	77.8%	3/4	75.0%	7/8	87.6%	7/8	87.6%
NFL	Totals	12/12	100.0%	99/104	95.2%	87/102	85.3%	61/87	70.1%	17/27	63.0%

## JAMES DOCKERY



# 31

DEFENSIVE BACK

HEIGHT: 6-1 • WEIGHT: 185

COLLEGE: Oregon State

BIRTHDATE: November 9, 1988

HOW ACQUIRED: FA - '11

YEAR WITH BROWNS: 2<sup>nd</sup> • YEAR IN NFL: 2<sup>nd</sup>

### CAREER TRANSACTIONS

Originally signed by Cleveland as an undrafted free agent on July 30, 2011.

### SEASONAL REVIEWS

2011: Appeared in 12 games as a reserve... Notched five tackles on special teams and recovered an onside kick at Oakland (10/16) with 1:05 to play in the game.

### COLLEGE

Tallied 106 career tackles and six interceptions while at Oregon State University (2007, 2009-10)... Recorded a team-leading four interceptions as a senior en route to earning Pac-10 Conference honorable mention... Majored in business administration.

### PERSONAL

Native of Palm Desert, Calif., where he attended Palm Desert High School... Also lettered in basketball... Set the single-season (10) and career (17) interceptions record at Palm Desert.

## DOCKERY'S CAREER DEFENSIVE STATISTICS

Year	Team	Tackles						Interceptions					Fumbles					Sp. T
		GP	GS	Tot	Solo	Asst	Sk	Yds	No.	Yds	Lg	TD	PD	FF	FR	Yds	Tackle	
2011	Cleveland	12	0	0	0	0	0	0.0	0	0	0	0	0	0	0	0	5	

## AUSTON ENGLISH



# 94

DEFENSIVE LINE

HEIGHT: 6-3 • WEIGHT: 250

COLLEGE: Oklahoma

BIRTHDATE: March 10 1987

HOW ACQUIRED: FA - '11

YEAR WITH BROWNS: 2<sup>nd</sup> • YEAR IN NFL: 2<sup>nd</sup>

### CAREER TRANSACTIONS

Originally signed by Cleveland as an undrafted free agent on April 30, 2010... Waived by Cleveland on June 17, 2010... Signed by Cleveland on January 19, 2011... Waived by Cleveland on September 4, 2011... Signed by Cleveland to the practice squad on September 5, 2011... Signed by Cleveland to the active roster on October 12, 2011.

### SEASONAL REVIEWS

2011: Played in seven games as a reserve... Registered four tackles... Spent the first four weeks of the season on the club's practice squad... Made NFL debut at Oakland (10/16)... Inactive for four games and dressed but did not play in another... Led the NFL with four sacks during the pre-season.

2010: Played with the Hartford Colonials of the UFL.



## COLLEGE

Four-year letterman at the University of Oklahoma (2005, 2007-09), who appeared in 33 games with 28 starts... Totaled 92 tackles, 18 sacks, a fumble recovery and a forced fumble in his career... Posted career-high figures of 36 tackles and 9.5 sacks as a sophomore in 2007, when he was a first-team All-Big 12 selection... Earned a degree in organizational studies.

## PERSONAL

Attended Canadian (Texas) High School where he played both running back and defensive end... Amassed 1,285 rushing yards and scored 18 touchdowns during his senior year, while registering 81 tackles and 11 sacks... Enjoys playing the guitar... Active in the Cleveland community, volunteering for numerous hospital and school visits.

## ENGLISH'S CAREER DEFENSIVE STATISTICS

Year	Team	Tackles						Interceptions					Fumbles					Sp. T
		GP	GS	Tot	Solo	Asst	Sk	Yds	No.	Yds	Lg	TD	PD	FF	FR	Yds	Tackle	
2011	Cleveland	7	0	4	4	0	0	0.0	0	0	0	0	0	0	0	0	0	0

# SCOTT FUJITA



**HEIGHT:** 6-5 • **WEIGHT:** 250

**COLLEGE:** California

**BIRTHDATE:** April 28, 1979

**HOW ACQUIRED:** UFA (N.O.) - '10

**YEAR WITH BROWNS:** 3<sup>rd</sup> • **YEAR IN NFL:** 11<sup>th</sup>

## CAREER TRANSACTIONS

Originally drafted by Kansas City in the fifth round (143rd overall) of the 2002 NFL Draft... Traded to Dallas for a 2006 sixth round selection and a conditional 2007 selection on September 3, 2005... Signed by New Orleans as an unrestricted free agent on March 14, 2006... Signed by Cleveland as an unrestricted free agent on March 7, 2010.

## SEASONAL REVIEWS

**2011:** Started all 10 games in which he played at strongside linebacker... Posted 51 tackles, an interception and defended three passes... Inactive for one game with a concussion... Sustained a broken hand at Cincinnati (11/27) and was placed on injured reserve on November 29... Led the team with a season-high nine tackles at Houston (11/6)... Picked off a Sam Bradford pass vs. St. Louis (11/13).

**2010:** Voted a defensive team captain, the third time in the last four years he has held this role... Started each of the first nine games of the year at an outside linebacker spot and posted 51 tackles, 3.5 sacks, one interception, two forced fumbles and a pass breakup on defense... Added a blocked field goal on special teams... Was inactive for five contests with a knee injury sustained vs. N.Y. Jets (11/14) before being placed on injured reserve on December 21, where he spent the final two contests... At the time of his injury, ranked second on the team in tackles... Recorded five tackles, one sack and a forced fumble on defense vs. Cincinnati (10/3)... Also in that game, blocked a Mike Nugent 44-yard field goal attempt in the second quarter as the Browns went on for a 23-20 victory... Tallied a season-best 11 tackles, a sack and an interception of Drew Brees in the Browns' 30-17 win at New Orleans (10/24).

**2009:** Started 10 of 11 regular season games and all three postseason contests for the Saints... Registered 75 tackles, one sack and two forced fumbles during the regular season... Recorded 16 tackles, one fumble recovery and one special teams tackle during the postseason... Missed five contests due to calf and knee injuries... Forced fumbles in back-to-back games; at Tampa Bay (11/22) and against New England (11/30)... Also added a sack at Tampa Bay... Posted a season-high 11 tackles against Dallas (12/19)... Recorded six tackles and one fumble recovery in the NFC Championship game against Minnesota (1/24/10)... Posted four tackles in Super Bowl XLIV win over Indianapolis (2/7/10).

**2008:** Started 13 of 14 games and ranked fourth on the club with 104 stops, and added two interceptions and a forced fumble... Selected by teammates as a season-long captain for third straight year... In opener vs. Tampa Bay (9/7), had eight tackles and an interception of Jeff Garcia in the game's final minute on fourth down to ensure the victory... Played in 100th career game at Carolina (10/19), notching eight tackles... Led team with a season-high 15 stops at Atlanta (11/9)... Had 10 tackles and a forced fumble at Kansas City (11/16)... Posted 10 stops and an interception with a 17-yard return to set up a Saints' touchdown at Chicago (12/11)... Notched 10 tackles in finale vs. Carolina (12/28) to go over 100-tackle plateau for third-straight season and fifth time in his career.

**2007:** Notched a team-high 119 tackles, three sacks, three forced fumbles, two fumble recoveries and six pass defended... Selected by teammates as one of five season-long captains... Inactive vs. Carolina (10/7), with ankle injury, marking first time in his career that he missed a game... Recorded seven tackles, a sack and a forced fumble at Atlanta (10/21)... Recorded a season-high 12 tackles, tied career-high with two sacks and set a career-high with a pair of forced fumbles vs. Arizona (12/16).

**2006:** First free agent to sign with the Saints after Hurricane Katrina... Started all 16 games and led New Orleans with 119 tackles and added 3.5 sacks, two interceptions, two forced fumbles and eight pass defended... Selected by teammates as a season-long captain... Had 15 tackles in the postseason, including 11 in NFC Championship Game at Chicago (1/21/07)... Opened Saints career with seven tackles, an interception and a forced fumble vs. Cleveland (9/10)... Earned NFC Defensive Player of the Week honors vs. Atlanta (9/25) with eight stops, a sack, a deflected pass and a forced fumble... Recorded seven stops, a half-sack, two pass defended and an interception vs. Philadelphia (10/15)... Registered a season-high 11 tackles vs. Cincinnati (11/19).

**2005:** Traded by Kansas City to Dallas eight days prior to kickoff of 2005 season... Posted 58 tackles, two sacks and a pair of forced fumbles while appearing in 16 games, starting the final eight... Added nine special teams tackles... Posted seven tackles, a sack and a forced fumble vs. Kansas City (12/11).

**2004:** In second season as a full-time starter, led the Chiefs with 112 tackles, his second consecutive 100-tackle performance, while adding 4.5 sacks and three passes defended... Tied a career-best with two sacks as part of a seven-tackle effort at New Orleans (11/14)... Notched a season-high 14 stops, including a half-sack, vs. San Diego (11/28)... Tied season-high with 14 tackles at Tennessee (12/13).

**2003:** Started all 16 games and led team with 151 tackles, while ranking fifth with four sacks and posting six passes defended, one interception and a forced fumble... His 151 tackles were fifth-most in club history... Recorded his first sack of the year at Baltimore (9/28)... Posted a career-high two sacks at Green Bay (10/12)... Racked up 14 tackles and a sack at Oakland (10/20)... Recorded a career-high 18 tackles vs. Buffalo (10/26)... Picked off his first career pass as he snared a Kordell Stewart pass that he returned eight yards vs. Chicago (12/28).

**2002:** Started nine of 16 games as a rookie and had 63 tackles, six pass defended and one sack... Tied for second on the team with 15 special teams tackles... Earned first career start at San Diego (10/13) and responded with six tackles, three special teams tackles, a deflected pass and a fumble recovery on punt coverage... Notched first sack of his career as he dropped Jamie Martin for an eight-yard loss vs. St. Louis (12/8)... Made NFL debut against Cleveland (9/8).

## COLLEGE

Originally a walk-on safety at the University of California (1998-2001) before finishing on scholarship after making the transition from safety to linebacker as a redshirt freshman... Played in 39 games with 24 starts and recorded 124 tackles, seven sacks, two forced fumbles and a fumble recovery... Started all 11 games at linebacker as a senior and was named All-Pac 10 honorable mention and Academic All-Pac 10 after

registering 60 tackles, 2.5 sacks and a pair of forced fumbles... Started 11 games as a junior and notched 41 tackles and four sacks... Graduated with a degree in political science and also earned a master's degree in education.

## PERSONAL

A two-sport standout at Rio Mesa (Calif.) High School in football and basketball... As a safety and linebacker, collected 118 tackles, four sacks and five interceptions... Also had 15 catches for 350 yards and six scores as a tight end... Two causes hold a special meaning to him - breast cancer awareness and adoption... Scott and his older brother, Jason, were adopted and his mother, Helen, is a two-time breast cancer survivor... Active in the Cleveland community and founded the "Fuji's Lil' Fighters" season ticket program which provided tickets, apparel and food for The Littlest Heroes organization... Honored as the Saints Man of the Year in 2009 for his on and off the field success... Serves as a spokesman for a text campaign to raise support and awareness for the wetlands in Louisiana... Partnered with Sushi Rock for the 'Rollin with the Rock' campaign to raise money and awareness for The Littlest Heroes, who provide sports services for kids with cancer in Northeast Ohio... Very active in raising awareness about ALS through former teammate Steve Gleason and the website [www.teamgleason.org](http://www.teamgleason.org)... Enjoys all beach activities especially kayaking... Married, (Jaclyn) with three daughters, twins, Isabell and Delilah and Marlowe.

## FUJITA'S SINGLE-GAME CAREER HIGHS

**TACKLES:** 18 at Buffalo 10/26/03

**SACKS:** 2, three times, most recent vs. Arizona 12/16/07

**RECOVERED FUMBLES:** 1, three times, most recent at Houston 11/18/07

**FORCED FUMBLES:** 2 vs. Arizona 12/16/07

**INTERCEPTIONS:** 1, seven times, most recent vs. St. Louis 11/13/11

## FUJITA'S CAREER DEFENSIVE STATISTICS

		Tackles							Interceptions					Fumbles					Sp. T
Year	Team	GP	GS	Tot	Solo	Asst	Sk	Yds	No.	Yds	Lg	TD	PD	FF	FR	Yds	Tackle		
2002	Kansas City	16	9	63	49	14	1.0	8.0	0	0	0	0	1	0	1	0	15		
2003	Kansas City	16	16	151	110	41	4.0	18.0	1	8	8	0	2	1	0	0	0		
2004	Kansas City	16	16	112	71	41	4.5	25.5	0	0	0	0	4	0	0	0	1		
2005	Dallas	16	8	58	43	15	2.0	17.0	0	0	0	0	1	2	0	0	9		
2006	New Orleans	16	16	119	75	44	3.5	16.5	2	19	19	0	7	1	0	0	0		
2007	New Orleans	15	15	119	79	40	3.0	26.0	0	0	0	0	2	2	2	0	0		
2008	New Orleans	14	13	104	58	46	0.0	0.0	2	19	17	0	3	1	0	0	1		
2009	New Orleans	11	10	75	49	26	1.0	10.0	0	0	0	0	2	2	0	0	0		
2010	Cleveland	9	9	51	36	15	3.5	34.0	1	16	0	0	1	2	0	0	0		
2011	Cleveland	10	10	51	37	14	0.0	0.0	1	3	3	0	3	0	0	0	0		
NFL Totals		139	122	903	607	296	22.5	155.0	7	65	19	0	26	11	3	0	26		
Additional Special Teams Stats: Forced Fumbles: 1 in 2008; Blocked Field Goals: 1 in 2010																			

## FUJITA'S CAREER POSTSEASON DEFENSIVE STATISTICS

		Tackles							Interceptions					Fumbles					Sp. T
Year	Team	GP	GS	Tot	Solo	Asst	Sk	Yds	No.	Yds	Lg	TD	PD	FF	FR	Yds	Tackle		
2003	Kansas City	1	1	5	3	2	0.0	0.0	0	0	0	0	1	0	0	0	0		
2006	New Orleans	2	2	15	12	3	0.0	0.0	0	0	0	0	0	0	0	0	0		
2009	New Orleans	3	3	16	11	5	0.0	0.0	0	0	0	0	0	0	1	0	0		
NFL	Totals	6	6	36	26	10	0.0	0.0	0	0	0	0	1	0	1	0	0		

# CHRIS GOCONG



# 51

LINEBACKER

**HEIGHT:** 6-2 • **WEIGHT:** 265

**COLLEGE:** Cal Poly SLO

**BIRTHDATE:** November 16, 1983

**HOW ACQUIRED:** TR. (PHI.) - '10

**YEAR WITH BROWNS:** 3<sup>rd</sup> • **YEAR IN NFL:** 7<sup>th</sup>

## CAREER TRANSACTIONS

Originally drafted by Philadelphia in the third round (71st overall) of the 2003 NFL Draft... Traded to Cleveland along with Sheldon Brown for Alex Hall, a 2010 fourth-round selection and a 2010 fifth-round selection on April 6, 2010.

## SEASONAL REVIEWS

**2011:** Started all 16 games, 10 at weakside linebacker and six on the strongside... Posted 67 tackles, 3.5 sacks, one fumble recovery, two forced fumbles and three passes defended... Sack total marked a career-high... Added two tackles on special teams... Had two key stops on a fourth-quarter goal-line stand at Pittsburgh (12/8) in which the Browns stopped the Steelers after they had a first-and-goal from the two... Notched a career-high two sacks at Arizona (12/18).

**2010:** Opened all 16 games at an inside linebacker spot, the first time in his career he started every regular season contest... Tallied 74 tackles, two sacks, three passes defended, two fumble recoveries and a forced fumble... Added one stop on special teams... Tackle total was fifth on the squad... Recorded a sack of Drew Brees at New Orleans (10/24)... Notched a career-high 10 tackles, including a strip sack at Buffalo (12/12)... Registered a career-high two fumble recoveries at Jacksonville (11/21).

**2009:** Appeared in 15 games with 11 starts... Registered 50 tackles, one sack and one forced fumble... Added nine tackles on special teams...

Forced a fumble vs. Kansas City (9/27)... Registered a sack of Josh Johnson against Tampa Bay (10/11)... Notched a season-high nine tackles at Oakland (10/18)... Had a 7-yard sack of Tony Romo in Wild Card Playoff game at Dallas (1/9/10).

**2008:** Appeared in all 16 games for the second consecutive season, starting 12 contests... Recorded 61 tackles, two sacks, one forced fumble and one fumble recovery... Added 19 special teams tackles, which tied for third on the club... Recovered a fumble by Tony Romo in the end zone at Dallas (9/15) for his first career score... Recorded sacks at Chicago (9/28) and against Atlanta (10/26)... Forced a Brandon Jacobs fumble against the N.Y. Giants (11/9), which was recovered by the Eagles and led to a touchdown.

**2007:** Saw action in all 16 games with 12 starts... Registered 92 tackles and one sack on defense and 11 stops on special teams... Recorded his first career sack at New England (11/25), as he dropped Tom Brady for a three-yard loss.

**2006:** Suffered a stinger during the preseason and was placed on injured reserve on September 2, missing the entire season.

## COLLEGE

Finished his career at Cal Poly SLO (2001, 2003-05) with 42 sacks in 41 games... Also amassed 206 tackles, one interception, six forced fumbles and one fumble recovery... Led the nation in sacks during both his junior and senior seasons, recording 17.5 in 2004 and 23.5 in 2005... As a senior, earned the Buck Buchanan Award, given to the top defensive player in Division I-AA... Redshirted in 2002... Earned a degree in general engineering.

## PERSONAL

Attended Carpinteria (Calif.) High School... Was a quarterback and linebacker in high school where he twice earned All-CIF and all-academic honors... Also set the school record in the discus (183'3")... Plays the guitar and was in a band called Void... Older brother, Ryan, was a running back at Division III Claremont McKenna (Calif.) College... Would like to use his general engineering degree and enter the biomedical field... Has a passion for building things and taking them apart... Is an animal lover and has volunteered at numerous animal shelters... Married (Mandy).

## GOCONG'S SINGLE-GAME CAREER HIGHS

**TACKLES:** 10 at Buffalo 12/12/10

**SACKS:** 2 at Arizona 12/18/11

**FORCED FUMBLES:** 1, five times, most recent vs. Pittsburgh 1/1/12

**FUMBLE RECOVERIES:** 2 at Jacksonville 11/21/10

**DEFENSIVE SCORES:** 1 at Dallas 9/15/08 (fumble recovery in end zone)

## GOCONG'S CAREER DEFENSIVE STATISTICS

Year	Team	GP	GS	Tackles				Interceptions					Fumbles				Sp. T Tackle			
				Tot	Solo	Asst	Sk	Yds	No.	Yds	Lg	TD	PD	FF	FR	Yds				
2006	Philadelphia							INJURED RESERVE												
2007	Philadelphia	16	12	92	49	43	1.0	3.0	0	0	0	0	2	0	0	0	11			
2008	Philadelphia	16	12	61	36	25	2.0	17.0	0	0	0	0	4	1	1	0	19			
2009	Philadelphia	15	11	50	28	22	1.0	8.0	0	0	0	0	2	1	0	0	9			
2010	Cleveland	16	16	74	49	25	2.0	12.0	0	0	0	0	3	1	2	0	1			
2011	Cleveland	16	16	67	47	20	3.5	23.0	0	0	0	0	3	2	1	0	2			
NFL	Totals	79	67	344	209	135	9.5	63.0	0	0	0	0	14	5	4	0	42			

## GOCONG'S CAREER POSTSEASON DEFENSIVE STATISTICS

Year	Team	GP	GS	Tackles				Sk	Interceptions					Fumbles				Sp. T
				Tot	Solo	Asst	Yds		No.	Yds	Lg	TD	PD	FF	FR	Yds	Tackle	
2008	Philadelphia	3	3	13	7	6	0.0	0.0	0	0	0	0	0	0	0	0	1	
2009	Philadelphia	1	0	2	1	1	1.0	7.0	0	0	0	0	0	0	0	0	1	
<b>NFL</b>	<b>Totals</b>	<b>4</b>	<b>3</b>	<b>15</b>	<b>8</b>	<b>7</b>	<b>1.0</b>	<b>7.0</b>	<b>0</b>	<b>0</b>	<b>0</b>	<b>0</b>	<b>0</b>	<b>0</b>	<b>0</b>	<b>0</b>	<b>2</b>	

# JOHN GRECO



# 77

OFFENSIVE LINE

**HEIGHT:** 6-4 • **WEIGHT:** 315

**COLLEGE:** Toledo

**BIRTHDATE:** March 24, 1985

**HOW ACQUIRED:** TR. (St. L.) - '11

**YEAR WITH BROWNS:** 2<sup>nd</sup> • **YEAR IN NFL:** 5<sup>th</sup>

## CAREER TRANSACTIONS

Originally drafted by St. Louis in the third round (65th overall) of the 2008 NFL Draft... Traded to Cleveland for an undisclosed 2012 draft choice on August 1, 2011.

## SEASONAL REVIEWS

**2011:** Appeared in 15 games in a reserve role... Inactive for one contest... Used primarily on special teams and short yardage situations... Saw most extensive action of the season at Oakland (10/16) as he took over at right guard for an injured Shawn Lauvao (knee) in the second quarter and played the remainder of the contest.

**2010:** Saw action in six games at right guard... In Weeks 5-7, helped blocking efforts as Steve Jackson topped the 100-yard rushing mark in

three consecutive contests.

**2009:** Appeared in a career-high nine games with three starts... Part of an offensive line that helped Steve Jackson amass 1,738 yards from scrimmage, the second most in the NFC.

**2008:** Saw action in nine games with one start... Made NFL debut on special teams against the New York Giants (9/14)... Earned first NFL start at Atlanta (12/28).

## COLLEGE

Four-year letterman at the University of Toledo (2004-07)... Three-time All-Mid-American Conference selection, earning the honor in each of this final three seasons... Started 49 consecutive games, including his final 36 at left tackle... As a senior, helped the Rockets lead the MAC in rushing (208.5 yards per game) and total offense (447.8 yards per game)... Majored in marketing.

## PERSONAL

Native of Youngstown, Ohio, where he attended Boardman High School... Earned first team All-Conference and second team All-Region honors as a senior... Also lettered in basketball.

## GRECO'S CAREER GAMES PLAYED

Year	Team	Regular Season		Postseason	
		GP	GS	GP	GS
2008	St. Louis	9	1	0	0
2009	St. Louis	11	3	0	0
2010	St. Louis	6	0	0	0
2011	Cleveland	15	0	0	0
<b>Career</b>		<b>41</b>	<b>4</b>	<b>0</b>	<b>0</b>

# DAN GRONKOWSKI



# 87

TIGHT END

**HEIGHT:** 6-5 • **WEIGHT:** 265

**COLLEGE:** Maryland

**BIRTHDATE:** January 21, 1985

**HOW ACQUIRED:** FA - '11

**YEAR WITH BROWNS:** 2<sup>nd</sup> • **YEAR IN NFL:** 3<sup>rd</sup>

## CAREER TRANSACTIONS

Originally drafted by Detroit in the seventh round (255th overall) of the 2009 NFL Draft... Waived by Detroit on September 6, 2009... Signed by Detroit to the practice squad on September 6, 2009... Signed by Detroit to the active roster on December 1, 2009... Waived by Detroit on December 17, 2009... Signed by Detroit to the practice squad on December 19, 2009... Traded, along with a draft pick, to Denver in exchange for defensive back Alphonso Smith on September 4, 2010... Waived by Den-

ver on September 3, 2011... Signed by New England on September 7, 2011... Waived by New England on September 23, 2011... Signed by New England on October 11, 2011... Waived by New England on November 8, 2011... Signed by Cleveland on December 20, 2011.

## SEASONAL REVIEWS

**2011:** Appeared in five games with one start during two stints with the Patriots... Appeared in the final two games of the season with the Browns.

**2010:** Played in 12 games with four starts with the Broncos... Recorded eight receptions for 65 yards... Notched career-highs with three receptions for 30 yards at San Francisco (10/31).

**2009:** Spent the first 12 weeks of the season on the Lion's practice squad before appearing in two games... Hauled in one pass for four yards... Spent the final two weeks of the season on the Lions' practice squad.

## COLLEGE

Four-year letterman at the University of Maryland (2005-08)... Recorded 40 career receptions for 401 yards and four touchdowns... An All-Atlantic Coast Conference honorable mention as a senior after notching 29 receptions for 287 yards with three touchdowns.

## PERSONAL

Native of Williamsville, N.Y., where he attended Williamsville High School... Played quarterback his final two seasons and set school records as a senior for completions (122), passing yards (1,407) and passing



touchdowns (17)... Earned letters in football (4), baseball (3), basketball (3) and hockey (1)... Brother, Rob, is a tight end for the New England Patriots... Brother, Chris, is a fullback for the Denver Broncos... The three became the first trio of brothers to play in the NFL at the same time since the Baldingers (Brian, Gary and Rich) in 1992... Another brother, Glenn, is a tight end at Kansas State... Brother, Gord, played professional baseball for six seasons... His father, Gordon, was an offensive lineman at Syracuse University... Married (Brittany).

## GRONKOWSKI'S SINGLE-GAME CAREER HIGHS

**RECEPTIONS:** 3 at San Francisco 10/31/10

**RECEIVING YARDS:** 30 at San Francisco 10/31/10

**LONG RECEPTION:** 13 vs. St. Louis 11/28/10

## GRONKOWSKI'S CAREER OFFENSIVE STATISTICS

Year	Team	GP	GS	Receiving				
				Rec	Yds	Avg	Lg	TD
2009	Detroit	2	0	1	4	4.0	4	0
2010	Denver	12	4	8	65	8.1	13	0
2011	N.E./Cle.	7	1	0	0	0.0	0	0
<b>NFL</b>	<b>Totals</b>	<b>21</b>	<b>5</b>	<b>9</b>	<b>69</b>	<b>7.7</b>	<b>13</b>	<b>0</b>

## JOE HADEN



# 23

**DEFENSIVE BACK**

**HEIGHT:** 5-11 • **WEIGHT:** 190

**COLLEGE:** Florida

**BIRTHDATE:** April 14, 1989

**HOW ACQUIRED:** D1 - '10

**YEAR WITH BROWNS:** 3<sup>rd</sup> • **YEAR IN NFL:** 3<sup>rd</sup>

## CAREER TRANSACTIONS

Originally drafted by Cleveland in the first round (7th overall) of the 2010 NFL Draft.

## SEASONAL REVIEWS

**2011:** Started 15 games at left cornerback and was inactive for one contest with a knee injury... Helped the Browns finish second in the NFL in pass defense, Cleveland's highest finish in that category since 1962... Led team with 19 passes defended, a figure that ranked sixth in the NFL and fourth in the AFC... Also posted 65 tackles, one sack, a fumble recovery and a forced fumble... His 37 passes defended since the start of the 2010 season are tied for the third highest figure in the NFL, trailing only Green Bay's Tramon Williams (42) and Kansas City's Brandon Carr (40), and tied with Atlanta's Brent Grimes... Named to USA Today's All-Joe Team for unheralded prime performers in 2011... Tallied three tackles, a sack and a career-high five pass defenses against Cincinnati (9/11).

**2010:** Played in all 16 games with seven starts... Collected 57 tackles, six interceptions for 101 yards, a team-best 18 pass breakups, a sack and a forced fumble on defense... On special teams, added eight tackles and four kickoff returns for a 24.0-yard average... Key member of a punt coverage unit that allowed an average of 7.1 yards per return, a figure that was fifth-best in the NFL, while they also downed 29 punts inside the 20... Named to the Sporting News All-Rookie team, the PFWA/PFWA All-Rookie defense team and the USA Today's All-Joe Team for unheralded

prime performers in 2010... One of five finalists for the Pepsi Rookie of the Year award... Interception total led the team, tied for fifth in the NFL and was the second-highest figure among NFL rookies (New England's Devin McCourty, 7)... Had an interception in four straight games (9-12), the first Brown to do so since Ernie Kellerman in 1968... His six interceptions were the most by a Browns rookie since Anthony Henry had 10 in 2001... His interception total tied with Ken Gorgall and Bert Rechicar for the fourth-highest figure by a Browns rookie... Named the NFL Defensive Rookie of the Month for November after registering 15 tackles, seven passes defended and three interceptions... Recorded first career interception and returned it 62 yards at Pittsburgh (10/17) to help set up a 39-yard field goal by Phil Dawson... In 13-10 win at Miami (12/5), posted five tackles, an interception and a season-high four passes defended as the Browns held the Dolphins to 167 net passing yards... That game also marked the fourth straight in which he had an interception... Posted a season-best seven tackles at Cincinnati (12/19)... Registered five tackles and an interception against Baltimore (12/26), when he also came up with the first sack of his career as well as a forced fumble.

## COLLEGE

Started all 40 career games at the University of Florida (2007-09)... Recorded 218 tackles, 3.5 sacks, eight interceptions for 166 yards, 34 pass breakups, three forced fumbles and two fumble recoveries... Also blocked a field goal... In his final season, was a unanimous first-team All-American, first-team All-Southeastern Conference selection and a finalist for the Jim Thorpe Award, presented annually to the top defensive back in college football... Tied for third on the team with 68 tackles, while adding three sacks, two forced fumbles, four interceptions and five special teams tackles in 2009... Helped the Gators own the fourth-best pass defense in the nation (152.8 yards/game) in 2009... Earned second team All-SEC honors in 2008, after ranking second on the team with a career-high 87 tackles, one half sack, one forced fumble, one fumble recovery, one blocked kick and three interceptions... Returned an interception 88-yards to tie for the fourth-longest interception return in team history... After two position changes (from quarterback to wide receiver to defensive back) prior to playing in his first collegiate contest, he became the first true freshman in Florida history to start at cornerback in his first career game... Earned Freshman All-America first-team and SEC All-Freshman team honors after recording 63 tackles, one fumble recovery and one interception... Sociology major.

## PERSONAL

Born Joseph Walter Haden III... Native of Fort Washington, Md., where he attended Friendly High School... A four-year starter at quarterback who set a Maryland public school record with 7,371 career passing yards, while tying the career mark for touchdown passes with 80... Passed for 2,783 yards with 38 touchdowns, while rushing for 899 yards and 13 touchdowns

as a senior as he led his team to the Class 3A state football title with a 14-0 record... Also started for his school's basketball team that won a state title... Graduated early and enrolled in college in January of 2007... Is the oldest of five brothers whose names all begin with the letter J (Josh, Jordan, Jacob and Jonathon)... Was the first college football player in his family as two of his younger brothers (Josh and Jordan) are now playing collegiately at the University of Toledo... Philanthropic endeavors include work with the Special Olympics... Active in the Cleveland community and founded the "Haden Nation" season ticket program which provided tickets, apparel and food for the Children's Hunger Alliance and Fatima Family Center.

#### HADEN'S SINGLE-GAME CAREER HIGHS

**TACKLES:** 8 at Pittsburgh 12/8/11

**INTERCEPTIONS:** 1, five times, most recently at Miami 12/5/10

**INT RETURN YARDS:** 62 at Pittsburgh 10/17/10

**PASS BREAKUPS:** 5 vs. Cincinnati 9/11/11

**SACKS:** 1 vs. Baltimore 12/26/10; vs. Cincinnati 9/11/11

**RECOVERED FUMBLE:** 1 vs. Pittsburgh 1/1/12

**FORCED FUMBLES:** 1 twice, vs. Baltimore 12/26/10; at Pittsburgh 12/8/11

#### HADEN'S CAREER DEFENSIVE STATISTICS

		Tackles							Interceptions					Fumbles					Sp. T
Year	Team	GP	GS	Tot	Solo	Asst	Sk	Yds	No.	Yds	Lg	TD	PD	FF	FR	Yds	Tackle		
2010	Cleveland	16	7	57	50	7	1.0	5.0	6	101	62	0	18	1	0	0	8		
2011	Cleveland	15	15	65	54	11	1.0	0.0	0	0	0	0	19	1	1	0	0		
NFL	Totals	31	22	122	104	18	2.0	5.0	6	101	62	0	37	2	1	0	8		

Additional Special Teams Stats: Four kickoff returns in 2010 for 26 yards with a long of 11

## ERIC HAGG



# 27

DEFENSIVE BACK

**HEIGHT:** 6-1 • **WEIGHT:** 205

**COLLEGE:** Nebraska

**BIRTHDATE:** September 15, 1989

**HOW ACQUIRED:** D7 - '11

**YEAR WITH BROWNS:** 2<sup>nd</sup> • **YEAR IN NFL:** 2<sup>nd</sup>

#### CAREER TRANSACTIONS

Originally drafted by Cleveland in the seventh round (248th overall) of the 2011 NFL Draft with a compensatory pick.

#### SEASONAL REVIEWS

**2011:** Played in the final 10 games as a reserve after being inactive for the first six contests... Helped the Browns finish second in the NFL in pass defense, Cleveland's highest finish in that category since 1962... Recorded 10 tackles, a pass defended and a fumble recovery... Added a stop on special teams... Missed the entire preseason with a knee injury that required surgery... Made NFL debut at San Francisco (10/30)... Recovered a fumble in the seasonal finale against Pittsburgh (1/1/12).

#### COLLEGE

Opened 34 of his 49 career games at the University of Nebraska (2007-10)... Recorded 130 career tackles with six interceptions, four sacks, three forced fumbles and two fumble recoveries... Returned one career punt 95 yards for a touchdown against Texas in 2010, the longest return in school history... Started all 14 games as a senior and was a unanimous All-Big 12 Conference first-team choice... Recorded 49 tackles with one sack and a team-best five interceptions... Member of a secondary that ranked fifth in the nation in pass defense (153.64 ypg)... Majored in ethnic studies.

#### PERSONAL

Attended Ironwood High School in Peoria, Ariz... Played both wide receiver and in the defensive secondary at Ironwood, recording 49 receptions for 920 yards with nine touchdowns on offense and 33 tackles and four interceptions on defense... Also played basketball.

#### HAGG'S CAREER DEFENSIVE STATISTICS

Year	Team	Tackles						Interceptions					Fumbles					Sp. T
		GP	GS	Tot	Solo	Asst	Sk	Yds	No.	Yds	Lg	TD	PD	FF	FR	Yds	Tackle	
2011	Cleveland	10	0	10	9	1	0.0	0.0	0	0	0	0	1	0	1	0	0	

#### WHAT CAN BROWN DO FOR YOU?

Entering his 11th NFL season, Browns defensive back Sheldon Brown ranks in the top five in three categories leading into 2012. Brown has recorded at least one interception in each of his 10 seasons, a mark that is tied for the fifth-longest streak among active defensive backs. He has also played in 160 consecutive regular season games, which ranks as the second-longest streak among active defensive backs, trailing only Tampa Bay's Ronde Barber (224). He has notched 135 passes defended since 2002, a figure that ranks third among active defensive backs during this span.

#### CONSECUTIVE SEASONS WITH AN INTERCEPTION THROUGH 2011

PLAYER	SEASONS	TOTAL
1. Charles Woodson	1998-2011	14
2. Champ Bailey	1999-2011	13
3. Deon Grant	2001-11	11
Nate Clements	2001-11	11
5. Sheldon Brown	2002-11	10
Ed Reed	2002-11	10

# MONTARIO HARDESTY



# 20

**RUNNING BACK**

**HEIGHT:** 6-0 • **WEIGHT:** 215

**COLLEGE:** Tennessee

**BIRTHDATE:** February 1, 1987

**HOW ACQUIRED:** D2B • '10

**YEAR WITH BROWNS:** 3<sup>rd</sup> • **YEAR IN NFL:** 3<sup>rd</sup>

## CAREER TRANSACTIONS

Originally drafted by Cleveland in the second round (59th overall) of the 2010 NFL Draft with a pick acquired from Philadelphia for a third-round and two fifth-round selections in 2010.

## SEASONAL REVIEWS

**2011:** Played in 10 games with four starts... Rushed for 266 yards on 88 attempts... Also caught 14 passes for 122 yards... Was inactive for three games and dressed but did not play in three others... In first NFL start, rushed for 67 yards on 14 carries with a long of 19 and had three receptions for 19 yards in 17-16 win over Miami (9/25)... Set career highs in receptions (5) and receiving yards (49) against Tennessee (10/2)... Rushed for a career-best 95 yards on a career-high 33 attempts in a 6-3 victory over Seattle (10/23).

**2010:** Sustained a knee injury in preseason finale vs. Chicago (9/2)... Was placed on injured reserve on September 3 and missed the entire season.

## COLLEGE

Started 19 of 49 games at the University of Tennessee (2005-09)... Gained 2,391 rushing yards with 26 touchdowns on 556 attempts, while adding 405 receiving yards and one score on 38 catches... Ranked eighth in Tennessee's career record book with 2,391 rushing yards... Finished fourth in the Southeastern Conference and 23rd nationally in rushing, averaging 103.46 yards per game in 2009... Became the first Tennessee running back since 2001 to average more than 100-yards per contest (Travis Stephens)... Registered 13 rushing touchdowns and racked up 1,345 rushing yards in his final campaign, the fourth-best season total in school history, en route to All-SEC second-team honors... Registered 1,647 all-purpose yards as a fifth-year senior, which ranked third in school annals... Majored in sports management.

## PERSONAL

Attended New Bern (N.C.) High School... Earned all-area, all-conference and all-state honors... Rushed for 2,002 yards with 19 touchdowns as a senior after gaining 1,987 rushing yards with 19 scores during junior campaign... Named the 2004 Shrine Bowl Offensive MVP after rushing for 55 yards and one touchdown, while adding five kickoff returns for 136 yards... Was also a track and field standout in high school, becoming a state finalist in the 100M in 2003... Active in the Cleveland community and founded the "MoHard's Crew" season ticket program which provided tickets, apparel and food for The Littlest Heroes organization.

## HARDESTY'S SINGLE-GAME CAREER HIGHS

**RUSHING ATTEMPTS:** 33 vs. Seattle 10/23/11

**RUSHING YARDS:** 95 vs. Seattle 10/23/11

**LONG RUSH:** 19 vs. Miami 9/25/11

**RECEPTIONS:** 5 vs. Tennessee 10/2/11

**RECEIVING YARDS:** 49 vs. Tennessee 10/2/11

**LONG RECEPTION:** 27 vs. Tennessee, 10/2/11

## HARDESTY'S CAREER OFFENSIVE STATISTICS

Year	Team	GP	GS	Rushing					Receiving				
				Att	Yds	Avg	Lg	TD	Rec	Yds	Avg.	Lg	TD
2010	Cleveland								INJURED RESERVE				
2011	Cleveland	10	4	88	266	3.0	19	0	14	122	8.7	27	0
NFL	Totals	10	4	88	266	3.0	19	0	14	122	8.7	27	0

# REGGIE HODGES



# 2

**PUNTER**

**HEIGHT:** 6-0 • **WEIGHT:** 220

**COLLEGE:** Ball State

**BIRTHDATE:** January 26, 1982

**HOW ACQUIRED:** FA • '09

**YEAR WITH BROWNS:** 4<sup>th</sup> • **YEAR IN NFL:** 7<sup>th</sup>

## CAREER TRANSACTIONS

Originally drafted by St. Louis in the sixth round (210th overall) of the 2005 NFL Draft... Waived by St. Louis on October 10, 2005... Signed by Philadelphia on November 2, 2005... Waived by Philadelphia on November 22, 2005... Signed by Philadelphia on January 11, 2006... Waived by Philadelphia on August 8, 2006... Signed by Indianapolis on February 2, 2007... Waived by Indianapolis on August 22, 2007... Signed by Seattle on April 4, 2008... Waived by Seattle on August 31, 2008... Signed by New England to the practice squad on September 4, 2008... Released from New England's practice squad on September 7, 2008... Signed by the New York Jets on September 17, 2008... Waived by the New York Jets on April 27, 2009... Signed by the New York Jets on June 10, 2009... Waived by the New York Jets on September 6, 2009... Signed by Tennessee on September 23, 2009... Waived by Tennessee on October 27, 2009... Signed by Cleveland on November 15, 2009.

## SEASONAL REVIEWS

**2011:** Sustained a torn left Achilles' tendon during a training camp practice on August 2 and was placed on injured reserve the following day.

**2010:** Played in all 16 games and booted 78 punts for a 43.9-yard gross average, a net of 39.0, 29 inside the 20-yard line, five touchbacks and a long of 59... 29 punts inside the 20 were tied for eighth in the NFL and is the third-highest single-season total in Browns history, trailing only the 32 by Bryan Wagner in 1989 and the 32 by Brad Maynard in 2011... Finished third in the NFL with 15 punts inside the 10-yard line... Net average ranked ninth in the league... Over the final 11 games, had 21 punts inside the 20 and no touchbacks... Last touchback occurred against Atlanta (10/10) in Week 5... Faked a punt at New Orleans (10/24) and ran the ball for 68 yards to help set up a 21-yard field goal... The run was the longest in the NFL by a punter since the merger of 1970 and was the longest play of the season for the Browns... Booted a season-high nine punts for a career-best 438 yards at Miami (12/5) with an average of 48.7 and a net average of 43.3 yards per punt with two inside the 20, including one downed at the one-yard line... That performance earned him AFC Special Teams Player of the Week honors... Had a season-high four punts inside the 20 on two occasions; vs. Kansas City (9/19) and at Pittsburgh (10/17).

**2009:** Appeared in four games with the Titans, booting 22 punts for 868 yards with a 39.5-yard average before being waived on October 27... In eight games with the Browns, hit 45 punts for a gross average of 39.8, a net of 36.4, 15 inside the 20-yard line, three touchbacks and a long of 54... Also served as the holder for the Browns... Set a career-high with four punts inside the 20 at Detroit (11/22) and again against Pittsburgh (12/10).

**2008:** Appeared in the final 12 games with the Jets, totaling 44 punts for 1,884 yards with a 42.8 average and 14 punts inside the 20.

**2007:** Waived by Indianapolis at the end of training camp.

**2006:** Waived by Philadelphia at the end of training camp.

**2005:** Saw action in five games with St. Louis and three games with Philadelphia... Totaled 41 punts for 1,535 yards with a 37.4 average.

## COLLEGE

Four-year letterman at Ball State University (2001-04)... Earned first team All-Mid-American Conference honors as a senior... Set a school career record with 254 punts and finished second in school history with 10,210 yards... Majored in communications.

## PERSONAL

Born Reginald Aaron Hodges... Native of Champaign, Ill., where he attended Centennial High School... Married (Arlin) with a son (Christian) and daughter (Charlee).

## HODGES' SINGLE-GAME CAREER HIGHS

**PUNTS:** 9, twice, most recent at Miami 12/5/10

**MOST PUNT YARDAGE:** 438 at Miami 12/5/10

**LONG PUNT:** 61 vs. Buffalo, 12/14/08

**GROSS AVERAGE:** 50.5 vs. Buffalo 12/14/08 (4-202)

**NET AVERAGE:** 50.0 at Tennessee 11/23/08 (1-50)


**INSIDE 20:** 4, four times, most recent at Pittsburgh 10/17/10

## HODGES' CAREER SPECIAL TEAMS STATISTICS

Year	Team	G	No	Yds	Avg	Opp		Yds	Net	TB	In20	Lg	Blk
						Ret							
2005	St. L./Phi.	8	41	1,535	37.4	13	142	32.2	2	9	55	1	
2008	N.Y. Jets	12	44	1,884	42.8	20	187	35.5	5	14	61	1	
2009	Tenn./Cle.	12	67	2,657	39.7	30	220	34.9	5	16	54	0	
2010	Cleveland	16	78	3,424	43.9	40	285	39.0	5	29	59	0	
2011	Cleveland												
INJURED RESERVE													
NFL	Totals	48	230	9,500	41.3	103	834	35.9	17	68	61	2	

Additional stats: 1 rush for 68 yards in 2010

# BRANDON JACKSON



**HEIGHT:** 5-10 • **WEIGHT:** 216

**COLLEGE:** Nebraska

**BIRTHDATE:** October 10, 1985

**HOW ACQUIRED:** UFA (G.B.) - '11

**YEAR WITH BROWNS:** 2<sup>nd</sup> • **YEAR IN NFL:** 6<sup>th</sup>

## CAREER TRANSACTIONS

Originally drafted by Green Bay in the second round (63rd overall) of the 2007 NFL Draft... Signed by Cleveland as an unrestricted free agent on July 30, 2011.

## SEASONAL REVIEWS

**2011:** Sustained a toe injury during the second preseason game vs. Detroit (8/19)... The injury did not require surgery, but he was placed on injured reserve on September 3... Enters 2012 having caught a pass in 21 consecutive regular season games.

**2010:** Opened 13 contests and set career highs in nearly every category, including rushing attempts (190), rushing yards (703), rushing touchdowns (3), receptions (43) and receiving yards (342)... Rushed for a career-high 115 yards at Washington (10/10), including a career-long 71 yard run... Became the first Green Bay running back to post 700 rushing yards and 300 receiving yards in a single-season since Ahman Green in 2006... Re-



corded at least one reception in all 16 regular season contests... Totaled 28 rushing yards and five receptions for 64 yards with one touchdown during the Packers' postseason run to the Super Bowl title.

2009: Saw action in 12 games and rushed for 111 yards and two touchdowns on 37 carries... Added 187 receiving yards and a score on 21 catches... Inactive for first four games due to a sprained ankle suffered during a preseason contest... Matched a career-high with six catches for a career-best 65 yards, against San Francisco (11/22)... Posted a career-high two rushing touchdowns and scored a third touchdown on a 13-yard reception against Seattle (12/27), making him the first Packer since Samkon Gado (at Atlanta, Nov. 13, 2005) to score three times in a regular-season game.

2008: Played in 13 games as a reserve and finished second on the team with 248 rushing yards... Led all Green Bay running backs and was fifth on the team with 30 receptions for 185 yards... Led the team with 61 rushing yards, including a 19-yard score late in the fourth quarter to put the Packers up 34-25 at Detroit (9/14)... Registered a career-high six receptions, totaling 37 yards, against Indianapolis (10/19).

2007: Saw action in 11 regular season games and two playoff contests... Started the first three games to open his career, then was inactive for the next four (shin)... Recorded his first 100-yard rushing performance after totaling 113 yards against Detroit (12/30) and was named Diet Pepsi NFL Rookie of the Week.

COLLEGE

A three-year letterman at the University of Nebraska (2004-06)... Played in 33 games with 11 starts and rushed 291 times for 1,431 yards and

14 touchdowns... Also caught 34 passes for 318 yards and two scores while also returning 32 kickoffs for 579 yards, totaling 2,328 all-purpose yards... As a junior, amassed 1,459 all-purpose yards and ranked third in the conference with an average of 104.2 per game... Also posted 989 rushing yards with eight touchdowns and 33 passes for 313 yards and two touchdowns... Majored in sociology.

PERSONAL

Born Brandon Lamar Jackson in Detroit, Mich... Attended Horn Lake (Miss.) High School where he was chosen as the Class 5A Offensive Player of the Year by the Mississippi Coaches Association two straight years... Also lettered in basketball, track and powerlifting... Received the "Nice Guy" Award at the annual Doug Jirschele Sports Banquet in Clintonville, Wis., in 2010... Married (Brandy) with a son (Brandon) and two daughters (Braylyn and Brayelle).

B. JACKSON'S SINGLE-GAME CAREER HIGHS

RUSHING ATTEMPTS: 22 at New England 12/19/10  
RUSHING YARDS: 115 at Washington 10/10/10  
LONG RUSH: 71 at Washington 10/10/10  
RUSHING TD: 2 vs. Seattle 12/27/09  
RECEPTIONS: 6, two times, most recent vs. San Francisco 11/22/09  
RECEIVING YARDS: 65 vs. San Francisco 11/22/09  
LONG RECEPTION: 37 vs. San Francisco 12/5/10  
RECEIVING TD: 1, two times, most recent vs. Dallas 11/7/10  
COMBINED YARDS: 140 (115 rushing, 25 receiving) at Washington 10/10/10

Career 100-Yard Rushing Regular Season Games (2):

115 at Washington 10/10/10 (10-115-0)  
113 vs. Detroit 12/30/07 (20-113-0)

B. JACKSON'S CAREER OFFENSIVE STATISTICS

Year	Team	Rushing							Receiving					
		GP	GS	Att	Yds	Avg	Lg	TD	Rec	Yds	Avg.	Lg	TD	
2007	Green Bay	11	3	75	267	3.6	46	1	16	130	8.1	16	0	
2008	Green Bay	13	0	45	248	5.5	32	1	30	185	6.2	18	0	
2009	Green Bay	12	0	37	111	3.0	9	2	21	187	8.9	17	1	
2010	Green Bay	16	13	190	703	3.7	71	3	43	342	8.0	37	1	
2011	Cleveland													
NFL	Totals	52	16	347	1,329	3.8	71	7	110	844	7.7	37	2	
Additional Special Teams Stats: 2 kickoff returns for 36 yards (18.0 avg.) with a long of 23 in 2009														

B. JACKSON'S CAREER POSTSEASON OFFENSIVE STATISTICS

Year	Team	Rushing							Receiving					
		GP	GS	Att	Yds	Avg	Lg	TD	Rec	Yds	Avg.	Lg	TD	
2007	Green Bay	2	0	8	34	4.3	18	0	2	14	7.0	13	1	
2009	Green Bay	1	0	2	6	3.0	4	0	1	-1	-1.0	-1	0	
2010	Green Bay	4	0	6	28	4.6	13	0	5	64	12.8	16t	1	
NFL	Totals	7	0	16	68	4.3	18	0	8	77	7.7	16t	2	

HANDS ON

Browns running back Brandon Jackson has recorded at least one reception in 21 consecutive regular season games, a streak which ranks as the sixth-longest among all active running backs entering the 2012 season. Jackson signed with Cleveland as an unrestricted free agent last season, but missed the entire year due to a toe injury.

CONSECUTIVE GAMES WITH A RECEPTION - RUNNING BACKS

PLAYER	TEAM(S)	TOTAL
1. LeSean McCoy	Philadelphia	36
2. Arian Foster	Houston	30
3. Darren Sproles	San Diego, New Orleans	28
4. Ahmad Bradshaw	New York Giants	26
5. Pierre Thomas	New Orleans	22
6. Brandon Jackson	Green Bay	21
7. Darren McFadden	Oakland	20

# D'QWELL JACKSON



# 52

LINEBACKER

**HEIGHT:** 6-0 • **WEIGHT:** 240

**COLLEGE:** Maryland

**BIRTHDATE:** September 26, 1983

**HOW ACQUIRED:** D6 - '06

**YEAR WITH BROWNS:** 7<sup>th</sup> • **YEAR IN NFL:** 7<sup>th</sup>

## CAREER TRANSACTIONS

Originally drafted by Cleveland in the second round (34th overall) of the 2006 NFL Draft.

## SEASONAL REVIEWS

**2011:** Started all 16 games at middle linebacker after missing the previous 26 contests due to injury... Led team with 158 tackles, a career-high 3.5 sacks, an interception, a forced fumble and three fumble recoveries... Tackle total was second in the NFL, trailing only Washington's London Fletcher (166)... Three fumble recoveries led the team and tied for the most defensive recoveries in the AFC, along with Baltimore's Haloti Ngata, New England's Rob Ninkovich and Indianapolis' Robert Mathis... The figure also tied for second in the NFL, trailing only Minnesota's Jared Allen (4)... Cited as the NFL Comeback Player of the Year by Peter King of *Sports Illustrated*... Was second in AP Comeback Player of the Year voting only to Detroit's Matthew Stafford... Named AFC Defensive Player of the Month for September after registering 30 tackles, 2.5 sacks, a fumble recovery, a forced fumble and a pass defended in three games as the Browns allowed just five touchdowns and went 2-1 in the month... Named to USA Today's All-Joe Team for unheralded prime performers in 2011... Led the Browns in tackles 13 times and accounted for double digit tackle totals on eight occasions... Led the team with 10 tackles at San Francisco (10/30), including three tackles on the Browns' goal-line stand in the second quarter which ended with a stop on fourth-and-goal from the one... Totaled eight tackles and an interception which he returned for a career-long 24 yards at Houston (11/6)... Notched a season-best 13 tackles, one sack and a fumble recovery at Pittsburgh (12/8).

**2010:** Inactive for the first two games with a right pectoral injury sustained during training camp before being placed on injured reserve on September 25... Also missed all four preseason games with the injury.

**2009:** Voted a co-captain on defense... Started each of the first six games at inside linebacker... Sustained a left pectoral injury at Pittsburgh (10/18) and was placed on injured reserve two days later... At the time of his injury had registered 57 tackles, a figure that led the team... Came up with a season-high 14 tackles in addition to a pass defended and the first forced fumble of his career, against Cincinnati (10/4)... Led the squad in tackles in four of the six contests in which he appeared.

**2008:** Led the team with 188 tackles... Finished first or second on the team in tackles in every game... Notched an interception off a Joe Flacco pass at Baltimore (9/21)... Shared a sack with Shaun Rogers on a six-yard sack of Jason Campbell at Washington (10/19)... Shared a sack with Santonio Thomas on a three-yard sack of David Garrard at Jackson-

ville (10/26)... Recorded a six-yard sack of Flacco vs. Baltimore (11/2)... Registered a career-high 20 tackles, and a career-best two interceptions and two pass breakups at Tennessee (12/7)... Both interceptions came off Kerry Collins, as Jackson became the first Browns linebacker to have two interceptions in a game since Eddie Johnson had a pair on October 14, 1984 against the New York Jets.

**2007:** Led the team with 111 tackles... Had a season-high 12 tackles at N.Y. Jets (12/9)... Left game at St. Louis (10/28) in the second quarter (ankle) and was inactive for the next two contests... Recorded his first career interception, off Matt Schaub, vs. Houston (11/25)... Part of a defensive effort that gave the Browns their first shutout since 2005 (11/20/05 vs. Miami, 22-0 win) and held the Bills to 232 net yards of offense in an 8-0 win vs. Buffalo (12/16)... Lone career fumble recovery came at Cincinnati (12/23)... First sack of his career came in finale vs. San Francisco (12/30) when he dropped Chris Weinke for a seven-yard loss.

**2006:** Ranked second on the club with 115 tackles and also contributed on special teams with 11 stops... Made his NFL debut and started at weak-side linebacker with 10 tackles vs. New Orleans (9/10)... Was credited with double-digit tackle totals on five occasions, including a season-high 12 twice; vs. Miami (10/14) and at New York Jets (12/9)... Sustained a toe injury at Pittsburgh (12/7), and was forced to miss the final three regular season games... Placed on injured reserve on December 15.

## COLLEGE

In 48 games at the University of Maryland (2002-05), started 34 contests and became the seventh player in school history to record more than 400 career tackles... His 447 tackles ranked fourth on the all-time record list... Finished his career with 10.5 sacks for 62 yards, four forced fumbles, one fumble recovery, six interceptions, eight pass breakups and one blocked kick... In 2005, became only the second Maryland player to earn Atlantic Coast Conference Defensive Player of the Year honors, joining E.J. Henderson, who earned the award in 2001 and 2002... Became one of three players in school annals to lead the team in tackles three consecutive seasons... Majored in criminology and criminal justice.

## PERSONAL

Born in Largo, Fla. and attended Seminole (Fla.) High School... Lettered three times in football, competing as a fullback, linebacker, quarterback and punter... First-team all-state selection by the Associated Press as a junior and senior, adding first-team all-conference, all-district and All-Sun Coast honors in his final year... Played in the prestigious Florida-Georgia All-Star game... Seminole High went 23-4 in his last two years and made the regional finals both seasons... The 2000 team was undefeated in the regular season and finished 12-1... Recorded 91 tackles and 10 sacks as a linebacker and also rushed for 950 yards (5.7 avg.) and 13 touchdowns as a fullback during his senior season... Active in the Cleveland community and founded the "Real Hope, Real Dreams" season ticket program which provided tickets, apparel and food for the East Cleveland Neighborhood organization... Voted by his teammates as the Browns recipient of the 2011 Ed Block Courage Award... Voted by the local media as the Browns 2011 Player of the Year.

## D. JACKSON'S SINGLE-GAME CAREER HIGHS

**TACKLES:** 20 at Tennessee 12/7/08

**PBU:** 2 vs. Baltimore 9/30/07; at Tennessee 12/7/08

**SACKS:** 2 vs. Cincinnati 9/11/11

**INTERCEPTIONS:** 2 at Tennessee 12/7/08

**INT RETURN YARDS:** 24 at Houston 11/6/11

**LONG INT RETURN:** 24 at Houston 11/6/11

**RECOVERED FUMBLE:** 1 four times, last at Pittsburgh 12/8/11

**FORCED FUMBLE:** 1 vs. Cincinnati 10/4/09; vs. Cincinnati 9/11/11

## D. JACKSON'S CAREER DEFENSIVE STATISTICS

Year	Team	Tackles						Interceptions					Fumbles					Sp. T
		GP	GS	Tot	Solo	Asst	Sk	Yds	No.	Yds	Lg	TD	PD	FF	FR	Yds	Tackle	
2006	Cleveland	13	13	112	58	54	0.0	0.0	0	0	0	0	1	0	0	0	11	
2007	Cleveland	14	13	111	78	33	1.0	7.0	1	1	1	0	3	0	1	0	1	
2008	Cleveland	16	16	188	112	76	2.0	10.5	3	29	16	0	5	0	0	0	0	
2009	Cleveland	6	6	57	44	13	0.0	0.0	0	0	0	0	2	1	0	0	0	
2010	Cleveland	0	0	0	0	0	0.0	0.0	0	0	0	0	0	0	0	0	0	
2011	Cleveland	16	16	158	116	42	3.5	25.0	1	24	24	0	3	1	3	0	0	
NFL	Totals	65	64	626	408	218	6.5	42.5	5	54	24	0	14	2	4	0	12	

## BENJAMIN JACOBS



# 54

LINEBACKER

HEIGHT: 6-4 • WEIGHT: 243

COLLEGE: Fresno State

BIRTHDATE: April 17, 1988

HOW ACQUIRED: FA - '11

YEAR WITH BROWNS: 2<sup>nd</sup> • YEAR IN NFL: 2<sup>nd</sup>

### CAREER TRANSACTIONS

Originally signed by Cleveland as an undrafted free agent on July 30, 2011... Waived by Cleveland on September 4, 2011... Signed by Cleveland to the practice squad on September 5, 2011... Signed by Cleveland to the active roster on November 29, 2011.

### SEASONAL REVIEWS

2011: Played in five games in a reserve role... Spent 12 weeks on the club's practice squad... Made NFL debut in a reserve role vs. Baltimore (12/4).

### COLLEGE

Totaled 387 career tackles with four sacks and one interception at Fresno State University (2007-10)... Tied an NCAA record with three forced fumbles in one game in 2009... A first team All-WAC honoree as a senior.

### PERSONAL

Native of Las Vegas, Nevada where he attended Silverado High School... Won the Nevada state title in the discus as a senior... Also a standout wrestler, placing second in the state as a junior.

## JACOBS' CAREER DEFENSIVE STATISTICS

Year	Team	Tackles						Interceptions					Fumbles					Sp. T
		GP	GS	Tot	Solo	Asst	Sk	Yds	No.	Yds	Lg	TD	PD	FF	FR	Yds	Tackle	
2011	Cleveland	5	0	0	0	0	0	0.0	0.0	0	0	0	0	0	0	0	0	

## SHAWN LAUVAO



# 66

OFFENSIVE LINE

HEIGHT: 6-3 • WEIGHT: 315

COLLEGE: Arizona State

BIRTHDATE: October 26, 1987

HOW ACQUIRED: D3B - '10

YEAR WITH BROWNS: 3<sup>rd</sup> • YEAR IN NFL: 3<sup>rd</sup>

### SEASONAL REVIEWS

2011: Started all 16 games at right guard... Part of an offensive line that led the way for 100-yard rushing performances by Chris Ogbonnaya (115 yards vs. Jacksonville 11/20) and Peyton Hillis (112 yards at Baltimore 12/24).

2010: Appeared in 10 games with one start at right guard... Inactive for the first six contests with an ankle injury... Made NFL debut playing in a reserve role on offense at New Orleans (10/24)... Made first NFL start at Jacksonville (11/21).

### COLLEGE

Appeared in 42 games at Arizona State University (2006-09), while finishing his career with 33 consecutive starts... Saw action at both guard and tackle with 17 starts at left guard, 12 at left tackle and four at right tackle... Started all 12 games at left tackle as a senior and earned second-team All-Pac-10 honors... Served as a team captain and helped the Sun Devils reduce their number of sacks allowed from 34 in 2008 to 27 in 2009... Started the first eight games at left guard and the last four at right tackle en route to an honorable mention All-Pac-10 selection in 2008... Played in all 13 games, with nine starts as a sophomore... Appeared in five games as a redshirt freshman... Graduated with a degree in interdisciplinary studies.

### CAREER TRANSACTIONS

Originally drafted by Cleveland in the third round (92nd overall) of the 2010 NFL Draft with a pick acquired from the New York Jets as part of the Brayton Edwards trade.

## PERSONAL

Born Shawn Sisifo Lauvao in Honolulu, Hawaii... Attended Farrington (Honolulu, Hawaii) High School, where he was a two-time Scholar-Athlete of the Year... As a senior, earned first-team all-state honors... Was a two-time team captain... Placed second in the Hawaii Strong Man Competition when he was 16 (16-18-year-old age bracket) and won the 2005 Hawaii Strongest Teen competition... Selected to play in the Hawaii Classic All-Star football game and served as captain of the East team... Cousin, Saute Sapolu, played defensive end at ASU from 1985-88.

## LAUVAO'S CAREER GAMES PLAYED

Year	Team	Regular Season		Postseason	
		GP	GS	GP	GS
2010	Cleveland	10	1	0	0
2011	Cleveland	16	16	0	0
<b>Career</b>		<b>26</b>	<b>17</b>	<b>0</b>	<b>0</b>

## THADDEUS LEWIS



# 9

QUARTERBACK

**HEIGHT:** 6-2 • **WEIGHT:** 200

**COLLEGE:** Duke

**BIRTHDATE:** November 19, 1987

**HOW ACQUIRED:** W. (St. L.) - '11

**YEAR WITH BROWNS:** 2<sup>nd</sup> • **YEAR IN NFL:** 2<sup>nd</sup>

## SEASONAL REVIEWS

**2011:** Spent training camp with St. Louis before being claimed off waivers... Inactive for 13 regular season contests and dressed but did not play in three others...In preseason with the Rams, completed 23 of 32 passes for 266 yards.

**2010:** Spent the season opener on the Rams' 53-man roster before spending the final 16 weeks on the club's practice squad...In preseason with the Rams, connected on 22 of 28 passes for 255 yards with two touchdowns and an interception.

## COLLEGE

Four-year starter at Duke University (2006-09)... Completed 877 of 1,510 passes for 10,065 yards with 67 touchdowns and 40 interceptions... Set school career records for passing yards and touchdowns... Also rushed for 621 yards and nine touchdowns... As a senior, started all 12 games and completed 274 of 449 passes for 3,330 yards with 20 touchdowns and rushed 86 times for 48 yards and a team-high four touchdowns... Led the ACC and ranked 10th nationally in passing yards per game... Set a school record with 206 consecutive passes without an interception.

## PERSONAL

Native of Opa-Locka, Fla., and attended Hialeah-Miami Lakes High School... Conducted inaugural Thad Lewis Football Clinic in Miami this past offseason.

## CAREER TRANSACTIONS

Originally signed by St. Louis as an undrafted free agent on April 26, 2010... Waived by St. Louis on September 18, 2010... Signed by St. Louis to the practice squad on September 20, 2010... Waived by St. Louis on September 3, 2011... Claimed by Cleveland via waivers on September 4, 2011.

## GREG LITTLE



# 15

WIDE RECEIVER

**HEIGHT:** 6-2 • **WEIGHT:** 220

**COLLEGE:** North Carolina

**BIRTHDATE:** May 30, 1989

**HOW ACQUIRED:** D2B - '11

**YEAR WITH BROWNS:** 2<sup>nd</sup> • **YEAR IN NFL:** 2<sup>nd</sup>

## SEASONAL REVIEWS

**2011:** Caught a team-high 61 passes for 709 yards and two touchdowns... Reception total was second among NFL rookies, trailing only Cincinnati's A.J. Green (65)... Yardage figure was third among AFC rookies... His 61 receptions were the second-most by a Browns rookie, trailing only Kevin Johnson (66 in 1999)... Yardage total was the fourth-highest single-season total by a Browns rookie... Tied a season-high with six receptions and totaled a season-best 84 yards against St. Louis (11/13)... Hauled in his first career touchdown reception off a three-yard pass from Colt McCoy at Cincinnati (11/27)... Notched first career 100-yard receiving performance as he caught five passes for 131 yards at Arizona (12/18), including a 76-yard touchdown grab from Seneca Wallace, which was the Browns' longest pass play from scrimmage since 2007.

## COLLEGE

Started 28 of 37 career games at the University of North Carolina (2007-09) recording 86 receptions for 969 yards with six touchdowns and 166 carries for 805 yards with six touchdowns... Also returned 27 kickoffs for 508 yards (18.8 avg.)... Suspended for the 2010 season... Started all 13 games at receiver in 2009 and led the team with 62 receptions for 724 yards with five touchdowns... Reception total was the fifth-most in a single-season in school history... Added 29 rushing attempts for 166 yards (5.7 avg.) with one score and led the team with 1,112 all-purpose yards... Saw action as both a tailback and receiver during freshman and sophomore

## CAREER TRANSACTIONS

Originally drafted by Cleveland in the second round (59th overall) of the 2011 NFL Draft with a choice acquired from Atlanta along with the Falcons' first (27th) and fourth (124th) round picks in 2011 and first and fourth round picks in 2012 for the Browns' 2011 first round pick (sixth overall).



campaigns... Finished second on the club with 78 carries for 339 yards with three touchdowns and hauled in 11 passes for 146 yards in 2008... Appeared in 11 games as a true freshman, recording 13 receptions for 99 yards with one touchdown and 59 rushes for 300 yards and two touchdowns... Majored in communications.

## PERSONAL

Native of Durham N.C., where he attended Hillside High School... Versatile player who played quarterback, running back, wide receiver, linebacker, safety and cornerback to help the Hornets to a 10-3 record as a senior... Named USA Today All-American... Named the 2006 Gatorade Player of the Year in North Carolina in addition to garnering all-

conference accolades... Also competed in basketball and track and field... Named the Browns' Maurice Bassett award winner in 2011 for the most outstanding rookie in training camp... Active in the Cleveland community, volunteering for several "Shop with Pro" events.

## LITTLE'S SINGLE-GAME CAREER HIGHS

**RECEPTIONS:** 6, three times, most recent vs. St. Louis 11/13/11  
**RECEIVING YARDS:** 131 at Arizona 12/18/11  
**LONG RECEPTION:** 76t at Arizona 12/18/11  
**TD RECEPTIONS:** 1 at Cincinnati 11/27/11; at Arizona 12/18/11

## Career 100-Yard Receiving Regular Season Games (1):

131 at Arizona 12/18/11 (5-131-1)

## LITTLE'S CAREER OFFENSIVE STATISTICS

Year	Team	GP	GS	Receiving			Lg	TD	Rushing			Lg	TD
				Rec	Yds	Avg			Att	Yds	Avg		
2011	Cleveland	16	12	61	709	11.6	76t	2	3	15	5.0	13	0

# ALEX MACK



# 55

OFFENSIVE LINE

**HEIGHT:** 6-4 • **WEIGHT:** 310

**COLLEGE:** California

**BIRTHDATE:** November 19, 1985

**HOW ACQUIRED:** D1 - '09

**YEAR WITH BROWNS:** 4<sup>th</sup> • **YEAR IN NFL:** 4<sup>th</sup>

2009: Started all 16 games at center and did not miss an offensive snap... Was one of four rookie offensive linemen to start all 16 games in the NFL in 2009, a list which also included Buffalo's Andy Levitre (LG), Seattle's Max Unger (13 at RG, 3 at C) and Baltimore's Michael Oher (12 at RT, 4 at LT)... Became just the fifth NFL rookie to start all 16 games at center since 1998, joining Damien Woody (New England, 1999), Alex Stepanovich (Arizona, 2004), Nick Mangold (Jets, 2006) and Samson Satele (Miami, 2007)... Key part of a running game that averaged 4.2 yards per carry and 130.4 rushing yards per game, including an individual club-record 286 yards rushing by Jerome Harrison at Kansas City (12/20)... Part of a line that allowed just 30 sacks on the year, including only seven over the final seven contests... Was named to the Pro Football Weekly/Professional Football Writers of America All-Rookie team... Selected to USA Today's All-Joe team... Helped the team record four consecutive contests with more than 160 yards rushing, becoming the first Browns team to do so since 1968... Also a key blocker during kickoff returns, helping the Browns to an NFL-best average starting position of 31.4.

## COLLEGE

Attended the University of California (2005-08) and was awarded the Draddy Trophy as a senior, given to college football's top scholar-athlete... Two-time Rimington Trophy finalist, given to the nation's top center... Two-time All-American... Named the Pac-10 Conference's Scholar-Athlete of the Year in 2008... Four-time league academic honor roll honoree... Member of ESPN's All-Bowl Team in 2006 and 2008... Did not allow any quarterback sacks or pressures on 397 pass plays in 2008... Penalized just twice on a total of 832 snaps as a senior... Finalist for the Lowe's Senior CLASS Award, given for academic and athletic accomplishment... Was the 2008 winner of the Schlessinger Coaches Award, which recognizes outstanding athletic ability, academic success and community service at Cal... Became the third player in Pac-10 Conference annals to receive the Morris Trophy in consecutive seasons... Led a line that allowed just 11 sacks in 2007, the third-lowest figure in the country that year... Redshirted as a freshman... Earned a degree in legal studies, spent his senior season as a graduate student working towards his master's degree.

## PERSONAL

Attended San Marcos (Santa Barbara, Calif.) High School... Played on both the offensive and defensive lines during his time in high school... Named the Channel League's co-Most Valuable Player on defense and a first team all-league selection... Two-time All-CIF choice and a three-time all-county and all-league member... Named to Prep Star's All-West team as a senior, helping his team rush for 2,031 yards in 2003... Added

## CAREER TRANSACTIONS

Originally drafted by Cleveland in the first round (21st overall) of the 2009 NFL Draft.

**Pro Bowl Selections:** 1 (2010).

## SEASONAL REVIEWS

**2011:** Started all 16 games at center and did not miss an offensive snap, despite undergoing an appendectomy on October 3... Part of an offensive line that led the way for 100-yard rushing performances by Chris Ogbonnaya (115 yards vs. Jacksonville 11/20) and Peyton Hillis (112 yards at Baltimore 12/24).

**2010:** Was a member of the AFC Pro Bowl squad where he scored the game's final touchdown on 40-yard run off a lateral... He became the sixth Browns center to earn a Pro Bowl nod and the first since Tom DeLeone in 1981... Voted the center on *Sports Illustrated's* All-Pro team... Started all 16 games at center and did not miss an offensive snap for the second consecutive season... Part of an offensive line that paved the way for five individual 100-yard rushing performances and a running game that averaged 4.0 yards per rush attempt... Behind the line, Peyton Hillis rushed for 1,177 yards and 11 rushing touchdowns, tied for the fourth-highest total in the AFC and sixth in the NFL... In addition, the line allowed either none or only one sack seven times over the course of the season.

four letters in wrestling, advancing to the state wrestling tournament as a CIF heavyweight champion and compiled a 28-2 record on the mat as a senior, when he ranked second in the state... Active in the Cleveland community, volunteering for several "Shop with a Pro" and other military themed events... Father, Steve, played basketball at Baldwin-Wallace (Berea, Ohio) College from 1966-69...Enjoys traveling and has been to Bali, England, France, Greece, Italy, Spain, Taiwan, Thailand and Turkey... Embarked on a weeklong visit to U.S. troops at military bases throughout Southwest Asia in the annual renewal of the NFL-USO program during the 2012 offseason.

## MACK'S CAREER GAMES PLAYED

Year	Team	Regular Season		Postseason	
		GP	GS	GP	GS
2009	Cleveland	16	16	0	0
2010	Cleveland	16	16	0	0
2011	Cleveland	16	16	0	0
<b>Career</b>		<b>48</b>	<b>48</b>	<b>0</b>	<b>0</b>

## KALUKA MAIAVA



# 56

LINEBACKER

**HEIGHT:** 6-0 • **WEIGHT:** 230

**COLLEGE:** Southern California

**BIRTHDATE:** December 27, 1986

**HOW ACQUIRED:** D4 - '09

**YEAR WITH BROWNS:** 4<sup>th</sup> • **YEAR IN NFL:** 4<sup>th</sup>

### CAREER TRANSACTIONS

Originally drafted by Cleveland in the fourth round (104<sup>th</sup> overall) of the 2009 NFL Draft.

### SEASONAL REVIEWS

**2011:** Played in all 16 games, including six starts... Recorded 24 tackles on defense and finished second on the team with 10 special teams stops... Made a key stop of Cedric Benson on fourth-and-goal from the one in the first quarter at Cincinnati (11/27)... Notched three tackles and forced a Hines Ward fumble that was recovered by Sheldon Brown at the Browns' 15 at Pittsburgh (12/8).

**2010:** Played in the first two games of the season before being placed on injured reserve on September 21 with a knee injury sustained vs. Kansas City (9/19)... Recorded one special teams tackle.

**2009:** Appeared in all 16 games with three starts... Recorded 40 tackles, 2.5 sacks, two passes defended and a forced fumble on defense... Registered four tackles on special teams and one forced fumble... Also played a key role on both kickoff return and kickoff coverage, helping the Browns to an NFL-best average starting position of 31.4 and to a league-best defensive kickoff return average of 18.9... First start of NFL career came vs. Green Bay (10/25)... Produced a career-high eight tackles in his second start, vs. Baltimore (11/16)... Posted four tackles and a career-best 1.5 sacks in season finale against Jacksonville (1/3/10).

### COLLEGE

Missed just one game during four-year career at the University of Southern California (2005-08)... Amassed 164 career tackles and two interceptions... Was a second-team All-Pac-10 selection as a senior, when he notched 66 tackles and an interception... Named Rose Bowl Defensive MVP after posting four tackles and two pass deflections against Penn State... Named USC's co-Special Teams Player of the Year in 2005 and 2006... Sociology major.

### PERSONAL

Full name is Kaluka Kawahalama Maiava... Native of Wailuku, Hawaii, where he attended Baldwin High School... As a senior was the Gatorade Hawaii Player of the Year and a first-team all-state selection by the Honolulu Advertiser... Also participated in soccer and boxing in high school... Father, Scott Mahoney, was an offensive lineman at the University of Colorado (1969-71)... His grandfather is ex-pro wrestler Neff Maiava... Brother, Kai, was an offensive lineman at UCLA... Enjoys surfing and hunting... Lists cousin and mixed martial artist Kendall Grove as favorite athlete.

### MAIAVA'S SINGLE-GAME CAREER HIGHS

**TACKLES:** 8 vs. Baltimore 11/16/09

**FORCED FUMBLE:** 1 at Pittsburgh 10/18/09; at Pittsburgh 12/8/11

**SACKS:** 1.5 vs. Jacksonville 1/3/10

## MAIAVA'S CAREER DEFENSIVE STATISTICS

Year	Team	Tackles						Interceptions					Fumbles				Sp. T Tackle
		GP	GS	Tot	Solo	Asst	Sk	Yds	No.	Yds	Lg	TD	PD	FF	FR	Yds	
2009	Cleveland	16	3	40	30	10	2.5	5.5	0	0	0	0	2	1	0	0	4
2010	Cleveland	2	0	0	0	0	0.0	0.0	0	0	0	0	0	0	0	0	1
2011	Cleveland	16	6	24	21	3	0.0	0.0	0	0	0	0	0	1	0	0	10
<b>NFL Totals</b>		<b>34</b>	<b>9</b>	<b>64</b>	<b>51</b>	<b>13</b>	<b>2.5</b>	<b>5.5</b>	<b>0</b>	<b>0</b>	<b>0</b>	<b>0</b>	<b>2</b>	<b>2</b>	<b>0</b>	<b>0</b>	<b>15</b>

Additional Special Teams Stats: Forced Fumbles: 1 in 2009

### SIX PACK

Former Browns wide receiver Dub Jones is one of three players in NFL history to score six touchdowns in a single game. Jones notched four rushing and two receiving touchdowns in a 42-21 victory over the Chicago Bears on November 25, 1951. Ernie Nevers (Chicago Cardinals, 1929) and Gale Sayers (Chicago Bears, 1965) join Jones as the only players to accomplish that feat.

# OWEN MARECIC



# 48

FULLBACK

**HEIGHT:** 6-0 • **WEIGHT:** 245

**COLLEGE:** Stanford

**BIRTHDATE:** October 4, 1988

**HOW ACQUIRED:** D4B • '11

**YEAR WITH BROWNS:** 2<sup>nd</sup> • **YEAR IN NFL:** 2<sup>nd</sup>

## CAREER TRANSACTIONS

Originally drafted by Cleveland in the fourth round (124th overall) of the 2011 NFL Draft with a choice acquired from Atlanta along with the Falcons' first (27th) and second (59th) round picks in 2011 and first and fourth round picks in 2012 for the Browns' 2011 first round pick (sixth overall).

## SEASONAL REVIEWS

**2011:** Played in 14 games with four starts... Rushed for eight yards on four carries and caught five passes for 31 yards... Posted three special teams tackles... Also returned four kickoffs for 46 yards with a long of 13... Was inactive for two games with a concussion... Started in the season opener vs. Cincinnati (9/11) to become the first Browns rookie to start at fullback since Lawrence Vickers on December 17, 2006... Served as lead blocker for Chris Ogbonnaya, who rushed for 115 yards and a touchdown vs. Jacksonville (11/20).

## COLLEGE

Started 45 of his 49 career games at Stanford University (2007-10)... Opened 10 games (nine in 2010 and one in 2009) as a starter on both offense and defense with an additional 31 starts at fullback and four at linebacker... In his career, totaled 67 rushing yards on 36 carries with

nine touchdowns and 25 receptions for 258 yards and one touchdown... Amassed 55 tackles, two sacks, one forced fumble, one fumble recovery and two interceptions on defense... In a span of 13 seconds on consecutive plays from scrimmage, he scored a touchdown on both offense and defense against Notre Dame in 2010, the first on a one-yard touchdown plunge and then on a 20-yard interception return... All-Pac 10 Conference first-team choice as a fullback and honorable mention as a linebacker as a senior... Winner of the inaugural Paul Hornung Award as the most versatile player in college football... Started nine games at fullback and all 13 contests at inside linebacker in 2010... Carried 23 times for 46 yards with five touchdowns and converted 8-of-9 third-down carries and 4-of-4 fourth-down attempts... Also caught nine passes for 75 yards and recorded 51 tackles, two sacks and two interceptions... Earned All-Pac 10 Conference honorable mention as a junior with 12 starts at fullback and one at middle linebacker... Recorded four rushing scores on eight carries for 15 yards and added eight receptions for 132 yards with a touchdown... Paved the way for the nation's second-leading rusher in Toby Gerhart (143.92 ypg)... All-Pac 10 honorable mention selection as a sophomore after leading the way for the nation's 19th-ranked rushing offense (199.58 ypg)... Also named All-Pac 10 honorable mention selection as a freshman... Graduated with a degree in biology.

## PERSONAL

Native of Portland, Ore., where he attended Jesuit High School... Earned all-state first team honors as a linebacker and named Oregon's Defensive Player of the Year as a senior... Also earned an all-state second-team accolade as a running back as a senior... Helped Jesuit to back-to-back state championships in his final two seasons... Also competed in the shot-put and discus... National Football Foundation Scholar-Athlete Award Recipient... Finalist for the 2010 William V. Campbell Trophy (Academic Heisman)... Spent the summer prior to his senior season interning at Stanford University Hospital, working on a literature review about risk factors for infection in a total knee replacement.

## MARECIC'S SINGLE-GAME CAREER HIGHS

**RUSHING ATTEMPTS:** 1, four times, most recent vs. St. Louis 11/13/11

**RUSHING YARDS:** 3 vs. Miami 9/25/11, vs. St. Louis 11/13/11

**LONG RUSH:** 3 vs. Miami 9/25/11, vs. St. Louis 11/13/11

**RECEPTIONS:** 2 at Indianapolis 9/18/11, vs. Jacksonville 11/20/11

**RECEIVING YARDS:** 13 at Indianapolis 9/18/11, vs. Jacksonville 11/20/11

**LONG RECEPTION:** 11 vs. Jacksonville 11/20/11

## MARECIC'S CAREER OFFENSIVE STATISTICS

Year	Team	GP	GS	Rushing		Avg	Lg	TD	Receiving		Avg.	Lg	Sp. T	
				Att	Yds				Rec	Yds			TD	Tackle
2011	Cleveland	14	4	4	8	2.0	3	0	5	31	6.2	9	0	3

Additional Special Teams Stats: 4 kickoff returns for 46 yards (11.5 avg.) with a long of 13 in 2011

## JUQUA PARKER CLIMBS SACKS LIST

Defensive lineman Juqua Parker has posted 36.5 sacks leading into his 12th NFL season. Since 2006, he has notched 31.5, a figure that ranks fourth among all players who entered the NFL as undrafted free agents. The Browns signed Parker as an unrestricted free agent on March 16, 2012.

### UNDRAFTED FREE AGENT SACK LEADERS SINCE 2006

PLAYER	TEAM(S)	SACKS
James Harrison	Pittsburgh	54.0
Chris Clemons	Oakland, Philadelphia, Seattle	37.0
James Hall	Detroit, St. Louis	35.0
Juqua Parker	Philadelphia	31.5
Cameron Wake	Miami	28.0

# MOHAMED MASSAQUOI



**WIDE RECEIVER**

**HEIGHT:** 6-2 • **WEIGHT:** 207

**COLLEGE:** Georgia

**BIRTHDATE:** November 24, 1986

**HOW ACQUIRED:** D2B • '09

**YEAR WITH BROWNS:** 4<sup>th</sup> • **YEAR IN NFL:** 4<sup>th</sup>

## CAREER TRANSACTIONS

Originally drafted by Cleveland in the second round (50th overall) of the 2009 NFL Draft.

## SEASONAL REVIEWS

**2011:** Played in 14 games with 13 starts... Caught 31 passes for 384 yards, including a long reception of 56 vs. Cincinnati (9/11), the second-longest catch of his career... Had two touchdowns catches, a figure that tied for third on the team... Was inactive for two games with a concussion... Recorded two receptions for 26 yards vs. Miami (9/25), including a leaping 14-yard touchdown catch with 43 seconds to play to propel the Browns to a 17-16 victory... Caught three passes for 30 yards at Oakland (10/16), including a 12-yard score.

**2010:** Appeared in 15 games with 14 starts... Caught 36 passes for 483 yards and two touchdowns... Also rushed for minus-3 yards on one attempt and completed his only pass attempt for 29 yards and a touchdown... Hauled in a 41-yard touchdown reception from Jake Delhomme in the season opener at Tampa Bay (9/12)... Recorded a three-yard touchdown reception from Colt McCoy with 44 seconds remaining in regulation to force overtime against the New York Jets (11/14)... Against Baltimore (12/26), caught two passes for 14 yards and also hit Brian Robiskie for a 29-yard touchdown pass in the first quarter, becoming the first non-quarterback to throw a touchdown pass for the Browns since September 8, 2002, when Kevin Johnson hit Quincy Morgan for a 33-yard strike against Kansas City... Was inactive at New Orleans (10/24) with a head injury sustained the previous week at Pittsburgh (10/17).

**2009:** Played in all 16 games with 11 starts... Tied for team lead with 34 receptions, totaling a team-best 624 yards and three receiving touchdowns... Became the fourth rookie to lead the Browns in receiving yards

in a season and the first since Kevin Johnson in 1999... Average per reception of 18.4 was a Browns rookie record, surpassing the previous mark of 17.7 set by Paul Warfield in 1964... In addition, Massaquoi's mark was second among the top 50 receiving yardage leaders in the AFC (19.4 by Pittsburgh's Mike Wallace)... Yardage total was fourth among AFC rookies... Recorded two 100-yard receiving games, the first Browns rookie to have two or more such games in a season since Kevin Johnson had two in 1999.

## COLLEGE

Started 36 of 51 games at the University of Georgia (2005-08)... Recorded 158 receptions for 2,282 yards (14.4 avg.) and 16 touchdowns... His 2,282 receiving yards ranked fourth in school history... Registered 58 receptions for 920 yards as a senior... Reception total was the third-highest single-season figure in Bulldogs history... Was a first-team All-Southeastern Conference and Academic All-SEC member... Named the team's 2008 captain and earned the Leon Farmer Award for dedication to the strength and conditioning program and academics... Was a Freshman All-America honorable mention selection by *The Sporting News* and named the team's Offensive Newcomer of the Year in 2005... Hauled in 38 passes for 505 yards and two touchdowns that year... Earned a degree in psychology.

## PERSONAL

Full name is Mohamed Jah Massaquoi... Native of Charlotte, N.C., where he attended Independence High School... Three-time Associated Press all-state pick... Was a finalist for the Watkins Award, which recognizes African-American Scholar Athletes... Amassed 1,834 yards receiving in his final campaign... Set the North Carolina state prep records for career receiving yards (4,851), receiving yards in a season (1,834 in 2004), touchdown catches in a career (76), and touchdown catches in a season (32 as a senior)... Finished his career with 272 receptions and helped his team win 77 consecutive games and capture four consecutive North Carolina state 4A championships... Part of the same high school team as Hakeem Nicks of the New York Giants and former University of Florida quarterback Chris Leak... Active in the Cleveland community where he has done volunteer work at local schools and hospitals... Cousin, Jonathan Massaquoi, is a defensive end for the Atlanta Falcons.

## MASSAQUOI'S SINGLE-GAME CAREER HIGHS

**RECEPTIONS:** 8 vs. Cincinnati 10/4/09

**RECEIVING YARDS:** 148 vs. Cincinnati 10/4/09

**RECEIVING TDs:** 1, seven times, most recent at Oakland 10/16/11

**LONG RECEPTION:** 59t at Detroit 11/2/09

**PASSING ATTEMPTS:** 1 vs. Baltimore 12/26/10

**COMPLETIONS:** 1 vs. Baltimore 12/26/10

**PASSING TDs:** 1 vs. Baltimore 12/26/10

**PASSING YARDS:** 29 vs. Baltimore 12/26/10

**LONGEST PASS:** 29t vs. Baltimore 12/26/10

## Career 100-Yard Receiving Regular Season Games (2):

148 vs. Cincinnati 10/4/09 (8-148-0)

115 at Detroit 11/22/09 (5-115-1)

## MASSAQUOI'S CAREER OFFENSIVE STATISTICS

Year	Team	GP	GS	Receiving				Lg	TD	Rushing				Lg	TD
				Rec	Yds	Avg				Att	Yds	Avg.			
2009	Cleveland	16	11	34	624	18.4	59t	3	1	-3	-3.0	-3	0		
2010	Cleveland	15	14	36	483	13.4	41t	2	1	-3	-3.0	-3	0		
2011	Cleveland	14	13	31	384	12.4	56	2	0	0	0.0	0	0		
NFL	Totals	45	38	101	1,491	14.8	59t	7	2	-6	-3.0	-3	0		
Additional Stats: Passing: 1-1, 29-yard touchdown (vs. Baltimore 12/26/10)															

Additional Stats: Passing: 1-1, 29-yard touchdown (vs. Baltimore 12/26/10)



# COLT MCCOY



# 12

QUARTERBACK

**HEIGHT:** 6-1 • **WEIGHT:** 215

**COLLEGE:** Texas

**BIRTHDATE:** September 5, 1986

**HOW ACQUIRED:** D3A • '10

**YEAR WITH BROWNS:** 3<sup>rd</sup> • **YEAR IN NFL:** 3<sup>rd</sup>

## CAREER TRANSACTIONS

Originally drafted by Cleveland in the third round (85th overall) of the 2010 NFL Draft with a pick acquired from Oakland for Kamerion Wimbley.

## SEASONAL REVIEWS

**2011:** Started and played in 13 games... Inactive for the final three contests with a concussion... Completed 265 of 463 passes (57.2%) for 2,733 yards with 14 touchdowns, 11 interceptions and a career-long completion of 56 yards against Cincinnati (9/11), which went to Mohamed Massaquoi... Also rushed for 212 yards on 61 carries and caught one pass for minus-5 yards... Rushing total was fourth on the team, eighth among NFL quarterbacks and third among AFC signal callers... In addition, he became the fifth Browns quarterback to record 200 or more rushing yards in a season, and it marks the ninth time it has happened in Browns history as he joined Frank Ryan (242 in 1962; 224 in 1963; 217 in 1964), Mike Phipps (395 in 1973; 297 in 1974), Tim Couch (267 in 1999), and Charlie Frye (215 in 2006)... Career rushing total of 348 is sixth all-time in Browns annals among quarterbacks... Threw a touchdown pass in each of the first five games, the first Brown to do so since Derek Anderson in 2007... Tied a career-high by throwing two touchdown passes in four contests... Completed a 14-yard touchdown pass to Mohamed Massaquoi with 43 seconds to play to lift the Browns to a 17-16 victory vs. Miami (9/25)... On the game-winning drive, he connected on 9 of 13 passes for 75 yards... Set Browns single-game records with 40 completions and 61 attempts against Tennessee (10/2)... Completion total broke the previous mark of 36 by Tim Couch (at Tennessee, 9/22/02)... McCoy's total was also tied for the seventh-highest figure in NFL annals... His 61 attempts eclipsed the previous Browns record of 57 by Brian Sipe (vs. San Diego, 9/7/81)... McCoy also threw for 350 yards in the game, the most by a Browns quarterback since Derek Anderson threw for 364 yards on November 4, 2007 against Seattle.

**2010:** Started and played in eight games... Was the third quarterback for three contests, the backup in three games and inactive (ankle) for two contests... Completed 135 of 222 passes (60.8%) for 1,576 yards with six touchdowns, nine interceptions and a rating of 74.5... Also rushed for 136 yards and a touchdown on 28 carries and caught one pass for 13 yards... Led the Browns with 1,576 passing yards, joining Bernie Kosar (1985) and Tim Couch (1999) as the only rookies to lead the Browns in passing yards... Set a Browns rookie record with his 60.8% completion mark and 74.5 passer rating... Led all NFL rookies in completion percentage... Made his NFL debut and first career start at Pittsburgh (10/17), completing 23 of 33 passes for 281 yards with one touchdown and two interceptions... His 281 passing yards were the second-most ever by a Browns rookie quarterback, trailing only Eric Zeier's 310 at Cincinnati on

October 29, 1995... First win as an NFL starter came the following week at New Orleans (10/24), as he completed 9 of 16 for 74 yards in a 30-17 decision... Also caught a 13-yard pass from Peyton Hillis in the fourth quarter on a third-and-six, which helped to set up a 48-yard field goal... Recorded a 101.6 quarterback rating against New England (11/7) and accounted for his first touchdown run, a 16-yard scamper... Capped off a 59-yard game-tying drive with a three-yard touchdown pass to Mohamed Massaquoi with a 44 second remaining against the New York Jets (11/14) to send the game into overtime... Completed a career-long 47-yard pass to Peyton Hillis at Jacksonville (11/21) and totaled a career-high 39 rushing yards on four attempts... Sustained an ankle injury in the Jaguars game and missed the next three contests... Completed 19 of 25 passes for 243 yards with two touchdowns, no interceptions and a rating of 132.6 at Cincinnati (12/19)... Completion percentage of 76.0% was the second-highest figure ever by a Browns rookie (min. 20 atts.), trailing only the 78.3% mark by Tim Couch (18 of 23) on October 17, 1999 at Jacksonville... Rating of 132.6 was the second-highest ever by a Browns rookie, trailing only a 136.7 mark set by Charlie Frye against Jacksonville on December 4, 2005.

## COLLEGE

Earned 45 victories in 53 career starts at the University of Texas (2006-09) to finish as the winningest quarterback in NCAA history (now 2nd)... Completed 1,157 of 1,645 passes for 13,253 yards with 112 touchdowns and 45 interceptions, while adding 447 rushing attempts for 1,571 yards and 20 scores... Became the only quarterback in college annals to win at least 10 or more games in each of his four seasons... Finished collegiate career owning 47 school records... Career pass completion percentage of 70.33 ranked second in NCAA history behind by Colt Brennan's (Hawaii 2005-07) 70.39... His 13,253 yards passing ranked sixth in college football annals... Finished seventh all-time in NCAA history with 112 touchdown passes... Generated 14,824 yards in total offense, a figure that was surpassed by just three other players in the history of the NCAA... A three-time Academic All-Big 12 Conference honoree... Was the recipient of the Maxwell Award (collegiate player of the year), Davey O'Brien Award (nation's top quarterback) and Johnny Unitas Golden Arm Award (nation's top senior quarterback) in 2009... Named Big 12 Offensive Player of the Year as a senior... Completed 332 of 470 passes for 3,521 yards, 27 touchdowns and 12 interceptions in 2009... Completed a school season-record 332 passes on 433 attempts, setting an NCAA season-record with his pass completion percentage of 76.67% and threw for a career-high 3,859 yards and 34 touchdown passes in 2008... Completed 276 of 424 passes for 3,303 yards, 22 touchdowns and a passer rating of 139.16 in 2007... Named the Big 12 Offensive Freshman of the Year and All-Big 12 second team, completing 217 of 318 passes for 2,570 yards and 29 touchdowns in 2006... Redshirted the 2005 season... Graduated with a degree in sports management.

## PERSONAL

Born Daniel Colt McCoy in Hobbs, N.M., and attended Jim Ned (Tuscola, Texas) High School where his father, Brad, served as head coach... Compiled a 34-2 record as starting quarterback... Finished his prep career as the all-time leading passer in Texas 2A history and sixth overall in Texas high school history... Completed 536 of 849 passes for 9,344 yards and 116 touchdowns, adding 1,575 yards and 21 touchdowns on 206 carries... Two-time Associated Press 2A Offensive MVP and first-team All-State pick... Led the school to a 12-1 record as a senior, helping them capture the District 3-2A title as he completed 204 of 315 passes for 3,806 yards and 47 touchdowns... As a junior, led his team to a 14-1 record and the 2A Division I finals, hitting on 238 of 371 passes for 3,939 yards and 50 touchdowns, as those 50 scoring strikes set a Texas 2A season-record and ranked sixth overall in the nation at the time... Also a four-year starter in basketball and was an All-State selection as a junior... Was a three-time regional qualifier in track, including the mile relay and 110M hurdles... Became the lead spokesperson for the Scott & White Children's Hospital outside of Austin, Texas... Along with his mother, Debra, and father,

Brad, authored a book entitled "Growing Up Colt"... Wife, Rachel, was a middle-distance track and field athlete for Baylor University... Grandfather, Burl McCoy, is a member of the Abilene Christian University Sports Hall of Fame for his exploits both as an athlete and as the former women's basketball coach... Mother was a shooting guard in basketball for her father at Abilene Christian... Father was a safety in football at Abilene Christian... Brother, Case, is a junior quarterback at the University of Texas... Enjoys hunting, fishing and golfing.

#### CAREER 300-YARD PASSING GAMES (1):

350 vs. Tennessee 10/2/11 (40-61-350-1-1)

#### McCOYS SINGLE-GAME CAREER HIGHS

**PASSING ATTEMPTS:** 61 vs. Tennessee 10/2/11  
**COMPLETIONS:** 40 vs. Tennessee 10/2/11  
**PASSING YARDS:** 350 vs. Tennessee 10/2/11  
**PASSING TDs:** 2 five times, last at Cincinnati 11/27/11  
**LONG PASS:** 56 vs. Cincinnati 9/11/11  
**QB RATING:** 132.6 at Cincinnati 12/19/10  
**INTERCEPTIONS:** 3 vs. Baltimore 12/26/10; vs. Pittsburgh 1/2/11  
**RUSH ATTEMPTS:** 9 vs. Seattle 10/23/11  
**RUSH YARDS:** 39 at Jacksonville 11/21/10  
**RUSH TDs:** 1 vs. New England 11/7/10  
**LONG RUSH:** 20 at Cincinnati 11/27/11  
**RECEPTIONS:** 1 at New Orleans 10/24/10; vs. Cincinnati 9/11/11  
**RECEIVING YARDS:** 13 at New Orleans 10/24/10  
**LONG RECEPTION:** 13 at New Orleans 10/24/10

### McCOY'S CAREER PASSING STATISTICS

Year	Team	GP	GS	*(W-L)		Cmp	Pct.	Yds	Yds/Att.	TD	Int	Lg	Sk	Yds. Lost	QB Rating
				Record	Att										
2010	Cleveland	8	8	2-6	222	135	60.8%	1,576	7.1	6	9	47	23	132	74.5
2011	Cleveland	13	13	4-9	463	265	57.2%	2,733	5.9	14	11	56	32	173	74.6
NFL	Totals	21	21	6-15	685	400	58.4%	4,309	6.3	20	20	56	55	305	74.5

\*as a starter

### McCOY'S CAREER OFFENSIVE STATISTICS

Year	Team	GP	GS	Rushing				TD	Receiving				Lg	TD
				Att	Yds	Avg	Lg		Rec	Yds	Avg.			
2010	Cleveland	8	8	28	136	4.9	18	1	1	13	13.0	13	0	
2011	Cleveland	13	13	61	212	3.5	20	0	1	-5	-5.0	-5	0	
NFL	Totals	21	21	89	348	3.9	20	1	2	8	4.0	13	0	

## CARLTON MITCHELL



**HEIGHT:** 6-3 • **WEIGHT:** 215

**COLLEGE:** South Florida

**BIRTHDATE:** April 6, 1988

**HOW ACQUIRED:** D6A • '10

**YEAR WITH BROWNS:** 3<sup>rd</sup> • **YEAR IN NFL:** 3<sup>rd</sup>

**2010:** Played in five games in a reserve role and was inactive for 11 contests... Made NFL debut at New Orleans (10/24)... Recorded one carry for nine yards against Carolina (11/28).

#### COLLEGE

Started 18 of 37 games at the University of South Florida (2007-09), totaling 105 career receptions for 1,648 yards (15.7 avg.) with nine touchdowns... Yardage total set a school record, while reception and touchdown reception totals each ranked fifth on the school's career list... In 2009, set the school single-season record with 706 receiving yards, while leading the team with 40 receptions and four touchdowns... Recorded an 85-yard catch vs. Syracuse in 2009, the second-longest reception in school history... Also performed on the USF track team, competing in the 400 meters and the long jump during the 2007-08 outdoor campaign... Majored in interdisciplinary social sciences.

#### PERSONAL

Born Carlton Lorange Mitchell... Native of Gainesville, Fla., and attended Galther (Tampa, Fla.) High School where he earned all-county and all-district honors... Also was a three-year letterman in basketball... Father, Carl, played professional basketball in Europe... Mother, Angela, is a "cut-man" for professional boxer Antonio Tarver... Enjoys fishing... Active in the Cleveland community, volunteering at local schools and juvenile centers.

#### CAREER TRANSACTIONS

Originally drafted by Cleveland in the sixth round (177th overall) of the 2010 NFL Draft.


#### SEASONAL REVIEWS

**2011:** Appeared in 11 games and was inactive for five... Caught three passes for 31 yards... Caught the first two passes of his career for a total of 12 yards at Baltimore (12/24).

## MITCHELL'S CAREER OFFENSIVE STATISTICS

Year	Team	GP	GS	Receiving				TD	Rushing				TD
				Rec	Yds	Avg	Lg		Att	Yds	Avg.	Lg	
2010	Cleveland	5	0	0	0	0.0	0	0	1	9	9.0	9	0
2011	Cleveland	11	0	3	31	10.3	19	0	0	0	0.0	0	0
NFL	Totals	16	0	3	31	10.3	19	0	1	9	9.0	9	0

## EVAN MOORE



**HEIGHT:** 6-6 • **WEIGHT:** 250

**COLLEGE:** Stanford

**BIRTHDATE:** January 3, 1985

**HOW ACQUIRED:** FA • '09

**YEAR WITH BROWNS:** 4<sup>th</sup> • **YEAR IN NFL:** 5<sup>th</sup>

### CAREER TRANSACTIONS

Originally signed by New Orleans as an undrafted free agent on May 5, 2008...Waived by New Orleans on May 13, 2008... Signed by Green Bay on May 22, 2008... Waived by Green Bay on September 5, 2009... Signed by Cleveland to the practice squad on November 9, 2009... Signed by Cleveland to the active roster on December 5, 2009.

### SEASONAL REVIEWS

**2011:** Appeared in all 16 games, including four starts...Caught 34 passes for 324 yards and four touchdown receptions, a figure that tied for the team lead (Joshua Cribbs)... Became the first Browns tight end to have four or more receiving touchdowns in a season since Kellen Winslow came up with five in 2007... Hauled in three passes for 35 yards vs. Cincinnati (9/11), including a two-yard touchdown grab... Along with a 34-yard touchdown catch by Benjamin Watson, it marked the first time that two Browns tight ends posted a touchdown catches in the same game since October 1, 2006 at Oakland when Kellen Winslow and Darnell Dinkins accomplished the feat... Hauled in a 16-yard touchdown at Indianapolis (9/18) to become the first Brown to have a touchdown catch in each of the first two games of the season since Andre Davis in 2002, and the first Browns tight end to do it since Ozzie Newsome in 1979... Recorded a 22-yard touchdown catch on a fourth-and-10 in the fourth quarter vs. Baltimore (12/4)... Recorded a season-high five receptions for 35 yards, including a six-yard touchdown catch, in the Ravens game.

**2010:** Appeared in 12 contests with four starts... Caught 16 passes for

322 yards and a touchdown... Average of 20.1 yards per reception led the team... Was inactive for two games with a hip injury before being placed on injured reserve on December 22, where he spent the final two contests... Recorded a career and game-high 87 receiving yards on three receptions in opener at Tampa Bay (9/12), including a career-long 49-yard catch... First career start came the following week against Kansas City (9/19)... Scored first career touchdown on a 24-yard pass from Seneca Wallace against Cincinnati (10/3), as the Browns went on for a 23-20 victory.

**2009:** Elevated to the 53-man active roster on December 5 after spending the previous three weeks on the Browns' practice squad... Played in five games in a reserve role and had 12 receptions for 158 yards... Made NFL debut against San Diego (12/6), and tallied six receptions for a team-high 80 yards... Registered at least one reception in all five games in which he appeared.

**2008:** Placed on injured reserve by the Packers with a knee injury on August 19 and missed the entire season.

### COLLEGE

A four-year letterman at Stanford University (2003-04, 2006-07) who appeared in 38 contests and finished his collegiate career with 103 receptions for 1,555 yards and 12 touchdowns... Played in all 12 games as a senior in 2007, tying for second on the team with 39 receptions and finishing third on the club with 481 receiving yards... Named to second-team Pac-10 All-Academic squad in 2006... Received medical redshirt in 2005 after suffering season-ending injury in the season opener... Started all 11 games as a sophomore in 2004 and led the team with six touchdowns and ranked second on the team in receptions (39) and receiving yards (616)... Named first-team Pac-10 All-Academic, honorable mention All-Pac-10 and District 8 Academic All-American as a sophomore... Earned a bachelor's degree in political science and a master's degree in sociology.

### PERSONAL

A native of Brea, Calif., where he was a three-time letterwinner in football at Brea-Olinda High School... As a senior, registered 50 receptions for 867 yards with 12 touchdowns on offense and also notched 31 tackles and eight interceptions on defense... Active in the Cleveland community where he has done volunteer work at local schools and the Cleveland FoodBank... Married (Colby).

### MOORE'S SINGLE-GAME CAREER HIGHS

**RECEPTIONS:** 6 vs. San Diego 12/6/09

**RECEIVING YARDS:** 87 at Tampa Bay 9/12/10

**RECEIVING YDS:** 1 five times, most recent at Baltimore 12/24/11

**LONG RECEPTION:** 49 at Tampa Bay 9/12/10

## MOORE'S CAREER OFFENSIVE STATISTICS

Year	Team	GP	GS	Receiving					Rushing				
				Rec	Yds	Avg	Lg	TD	Att	Yds	Avg.	Lg	TD
2008	Green Bay					INJURED RESERVE							
2009	Cleveland	5	0	12	158	13.2	24	0	0	0	0.0	0	0
2010	Cleveland	12	4	16	322	20.1	49	1	0	0	0.0	0	0
2011	Cleveland	16	4	34	324	9.5	33	4	0	0	0.0	0	0
NFL	Totals	33	8	62	804	13.0	49	5	0	0	0.0	0	0

# JORDAN NORWOOD



# 10

WIDE RECEIVER

**HEIGHT:** 5-11 • **WEIGHT:** 180

**COLLEGE:** Penn State

**BIRTHDATE:** September 29, 1986

**HOW ACQUIRED:** FA - '10

**YEAR WITH BROWNS:** 3<sup>rd</sup> • **YEAR IN NFL:** 4<sup>th</sup>

## CAREER TRANSACTIONS

Originally signed by Cleveland as an undrafted free agent on May 1, 2009... Waived by Cleveland on September 5, 2009... Signed by Philadelphia to the practice squad on September 23, 2009... Signed by Philadelphia to the active roster on December 1, 2009... Waived by Philadelphia on December 7, 2009... Signed by Philadelphia to the practice squad on December 9, 2009... Waived by Philadelphia on September 4, 2010... Signed by Cleveland to the practice squad on September 6, 2010... Signed by Cleveland to the active roster on November 30, 2010.

## SEASONAL REVIEWS

**2011:** Played in 14 games with four starts... Caught 23 passes for 268 yards and a touchdown... Had a reception in each of the last eight games that he played... Also returned four punts for an 8.8-yard average... Recorded his first career reception for six yards against Cincinnati (9/11)... Hauled in a career-long 51 yard reception against Jacksonville (11/20)... Totaled a career-high 69 receiving yards, including his first career touchdown, on a 24-yard pass from Colt McCoy at Cincinnati (11/27).

**2010:** Spent the first 12 weeks on the Browns' practice squad before being added to the active roster... Inactive for all five games on the 53-man roster.

**2009:** Active for one contest and made NFL debut against Atlanta (12/6)... Spent 13 weeks on the Eagles' practice squad.

## COLLEGE

Played four seasons at Penn State University (2005-08)... Finished career with 158 receptions for 2,015 yards and 13 touchdowns... As a senior, caught 41 passes for 637 yards and six scores... Academic All-Big Ten honoree and was selected ESPN The Magazine Academic All-District in 2007... Had career-high 45 catches (472 yards, 2 touchdowns) as a sophomore in 2006... Played one year (2006-07) on the Penn State basketball team... Earned a degree in advertising.

## PERSONAL

Born Jordan Shea Rashad Norwood in Honolulu, Hawaii... Father, Brian, is the associate head coach at Baylor University... Brother, Gabe, was a member of the George Mason University basketball team that advanced to the 2006 NCAA Final Four and is currently playing for Rain or Shine Elasto Painters in the Philippine Basketball Association, and is a member of the Philippine national basketball team... Brother, Levi, is currently a two-sport athlete at Baylor, playing football and basketball... Active in the Cleveland community where he has volunteered at the Cleveland Foodbank and for "Shop with a Pro" events.

## NORWOOD'S SINGLE-GAME CAREER HIGHS

**RECEPTIONS:** 5 vs. San Francisco 10/30/11

**RECEIVING YARDS:** 69 at Cincinnati 11/27/11

**LONG RECEPTION:** 51 vs. Jacksonville 11/20/11

**RECEIVING TDs:** 1 at Cincinnati 11/27/11

## NORWOOD'S CAREER OFFENSIVE STATISTICS

Year	Team	GP	GS	Receiving			Lg	TD	Rushing			Lg	TD
				Rec	Yds	Avg			Att	Yds	Avg.		
2009	Philadelphia	1	0	0	0	0.0	0	0	0	0	0.0	0	0
2010	Cleveland	0	0	0	0	0.0	0	0	0	0	0.0	0	0
2011	Cleveland	14	4	23	268	11.7	51	1	0	0	0.0	0	0
<b>NFL</b>	<b>Totals</b>	<b>15</b>	<b>4</b>	<b>23</b>	<b>268</b>	<b>11.7</b>	<b>51</b>	<b>1</b>	<b>0</b>	<b>0</b>	<b>0.0</b>	<b>0</b>	<b>0</b>

# CHRIS OGBONNAYA



# 25

RUNNING BACK

**HEIGHT:** 6-0 • **WEIGHT:** 225

**COLLEGE:** Texas

**BIRTHDATE:** May 5, 1986

**HOW ACQUIRED:** FA - '11

**YEAR WITH BROWNS:** 2<sup>nd</sup> • **YEAR IN NFL:** 4<sup>th</sup>

## CAREER TRANSACTIONS

Originally drafted by St. Louis in the seventh round (211th overall) of the 2009 NFL Draft... Waived on September 5, 2009... Signed by St. Louis to the practice squad on September 7, 2009... Signed by St. Louis to the active roster on November 28, 2009... Waived by St. Louis on September 4, 2010... Signed by Houston to the practice squad on September 5, 2010... Signed by Houston on January 4, 2011... Waived by Houston on September 3, 2011... Signed by Houston to the practice squad on September 4, 2011... Signed by Houston to the active roster on September 27, 2011... Waived by Houston on October 12, 2011... Signed by Houston to the practice squad on October 13, 2011... Signed by Cleveland to the active roster on October 18, 2011.

## SEASONAL REVIEWS

**2011:** Began the season with Houston, appearing in two games, totaling three rushing attempts for six yards... Also spent four weeks on Houston's practice squad before joining the Browns' active roster... Played in



11 games with four starts for the Browns... Rushed for 334 yards on 73 carries (4.6 avg.) and caught 23 passes for 165 yards.... Rushing total was second on the team... Started and rushed for a game-high 115 yards on 21 attempts vs. Jacksonville (11/20), including a one-yard touchdown run, his first NFL touchdown.

**2010:** Spent the entire season on the Texans' practice squad.

**2009:** Appeared in two contests... Had 11 carries for 50 yards and one reception for 19 yards... Inactive for four games... Spent the first 11 weeks of the season on the Rams' practice squad... Made NFL debut, rushing for a team-high 45 yards on nine carries with one reception for 19 yards at Arizona (12/27).

## COLLEGE

Four-year letterman at the University of Texas (2005-08), appearing in 47 games... Rushed for 597 yards on 140 carries and eight touchdowns, while adding 75 receptions for 792 yards with three touchdowns... Set a school record for receptions by a running back with 48 in 2008... Four-

time first team Academic All-Big 12 honoree... Graduated with a degree in history and has worked towards a second degree in corporate communications and a master's degree in advertising.

## PERSONAL

Native of Houston, Texas, where he attended Strake Jesuit College Preparatory School... Also lettered in basketball and track.

### OGBONNAYA SINGLE-GAME CAREER HIGHS

**RUSHING ATTEMPTS:** 21 vs. Jacksonville 11/20/11  
**RUSHING YARDS:** 115 vs. Jacksonville 11/20/11  
**RUSHING TD:** 1 vs. Jacksonville 11/20/11  
**LONG RUSH:** 40 vs. Jacksonville 11/20/11  
**RECEPTIONS:** 5, three times, most recent vs. Baltimore, 12/4/11  
**RECEIVING YARDS:** 43 vs. Seattle 10/23/11  
**LONG RECEPTION:** 19 at Arizona 12/27/09; vs. Seattle 10/23/11  
**COMBINED YARDS:** 134 (115 rushing, 19 receiving) vs. Jacksonville 11/20/11

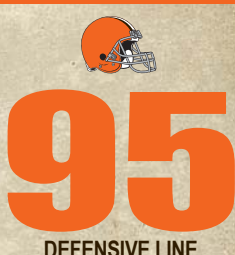
### Career 100-Yard Rushing Regular Season Games (1):

115 vs. Jacksonville 11/20/11 (21-115-1)

## OGBONNAYA'S CAREER OFFENSIVE STATISTICS

Year	Team	GP	GS	Rushing			Lg	TD	Receiving			Lg	TD
				Att	Yds	Avg			Rec	Yds	Avg.		
2009	St. Louis	2	0	11	50	4.5	18	0	1	19	19.0	19	0
2011	Hou./Cle.	13	4	76	340	4.5	40	1	23	165	7.2	19	0
NFL	Totals	15	4	87	390	4.5	40	1	24	184	7.7	19	0

## JUQUA PARKER



**HEIGHT:** 6-2 • **WEIGHT:** 250

**COLLEGE:** Oklahoma State

**BIRTHDATE:** May 15, 1978

**HOW ACQUIRED:** UFA (PHI.) - '12

**YEAR WITH BROWNS:** 1<sup>st</sup> • **YEAR IN NFL:** 12<sup>th</sup>

## CAREER TRANSACTIONS

Originally signed by Tennessee as an undrafted free agent on April 22, 2001... Signed by Philadelphia as an unrestricted free agent on August 10, 2005... Signed by Cleveland as an unrestricted free agent on March 16, 2012.

## SEASONAL REVIEWS

**2011:** Appeared in 12 games as a reserve... Totaled 10 tackles, 1.5 sacks and two fumble recoveries... Returned both of his fumble recoveries for touchdowns to become just the second defensive lineman (Jason Taylor) in NFL history to have three career touchdown returns of 40 yards or longer... Returned first fumble recovery 56 yards for a touchdown during the season opener at St. Louis (9/11)... Notched a 47-yard fumble recovery for a score against the New York Jets (12/18)... Eagles won both games.

**2010:** Saw action in 13 games with 10 starts... Recorded 31 tackles, six sacks, one fumble recovery and one forced fumble... Sack total ranked

second on the club... Recorded fifth career multi-sack game after notching two against Pittsburgh (9/21).

**2009:** Appeared in all 16 games for the fifth consecutive season... Totaled a career-high eight sacks, which ranked second on the club... Also tied a career-best with two forced fumbles.

**2008:** Started all 16 games for the first time in career... Logged a career-best 76 tackles... Finished third on the team with five sacks... Named GMC Sierra NFL Defensive Player of the Week honors after he notched one sack and recorded his first career interception, returning it 55 yards for a touchdown against San Francisco (10/12)... Totaled a career-high 2.5 sacks against Pittsburgh (9/21).

**2007:** Saw action in all 16 contests, opening the final seven... Posted two sacks, a forced fumble and a fumble recovery against Detroit (9/23)... Tied a career-high with 10 tackles vs. Buffalo (12/30).

**2006:** Appeared in all 16 games for the second consecutive season with one start... Totaled 47 tackles and six sacks... Accounted for first postseason sack after taking down Eli Manning during a Wild Card game against the New York Giants (1/7/07).

**2005:** Played in all 16 games with one start... Registered 10 tackles in first career start, against Washington (11/10/06).

**2004:** Appeared in 10 games as reserve... Totaled seven tackles and one fumble recovery.

**2003:** Saw action in 15 games... Recorded first multi-sack game after totaling two at Carolina (10/19).

**2002:** Appeared in nine games... Dropped Peyton Manning for first career sack, at Indianapolis (11/3).

**2001:** Saw action in nine games... Made NFL debut as a reserve at Detroit (10/21).

## COLLEGE

Played in 22 games at Oklahoma State University... Earned third-team All-Big 12 honors as a senior after registering 57 tackles, 9.5 sacks and five passes defended... Began collegiate career at Northeastern Oklahoma A&M (Miami, Okla.) Junior College where he notched 29 sacks in two seasons... Majored in sociology.

## PERSONAL

Native of Houston, Texas... Attended Aldine (Texas) High School and lettered in both football and basketball... Was teammates with future NFL wide receiver David Boston and running back Dominic Rhodes... Born Juqua Demall Thomas and legally changed his last name to Parker during the 2008 offseason at the request of his late father (Willie)... Enjoys racing remote controlled vehicles... Married (Beth) with two daughters (Jaida and Brielle).

## PARKER'S SINGLE-GAME CAREER HIGHS

**TACKLES:** 10, twice, most recent vs. Buffalo 12/30/2007

**SACKS:** 2.5 vs. Pittsburgh 9/21/2008

**INTERCEPTIONS:** 1 at San Francisco 10/12/2008

**LONG INT RETURN:** 55t at San Francisco 10/12/2008

**RECOVERED FUMBLE:** 1, nine times, most recent at Atlanta 12/6/2009

**FORCED FUMBLE:** 1, seven times, most recent vs. N.Y. Jets 12/18/2011

**LONG FUMBLE RETURN:** 56t at St. Louis 9/11/2011

**DEFENSIVE SCORE:** 1, three times, most recent vs. N.Y. Jets 12/18/2011 (47-yard fumble return for TD)

### Career Fumble Returns for TD (2):

56t at St. Louis 9/11/2011

47t vs. N.Y. Jets 12/18/2011

### Career Interception Returns for TD (1):

55t at San Francisco 10/12/2008

## PARKER'S CAREER DEFENSIVE STATISTICS

Year	Team	Tackles							Interceptions					Fumbles					Sp. T
		GP	GS	Tot	Solo	Asst	Sk	Yds	No.	Yds	Lg	TD	PD	FF	FR	Yds	Tackle		
2001	Tennessee	7	0	3	3	0	0.0	0.0	0	0	0	0	0	0	0	0	0		
2002	Tennessee	9	0	16	11	5	1.0	6.0	0	0	0	0	1	0	0	0	0		
2003	Tennessee	15	0	27	16	11	4.0	22.0	0	0	0	0	0	1	0	0	0		
2004	Tennessee	10	0	7	5	2	0.0	0.0	0	0	0	0	0	1	1	0	1		
2005	Philadelphia	16	1	28	13	15	0.0	0.0	0	0	0	0	1	0	1	16	9		
2006	Philadelphia	16	1	47	21	26	6.0	40.0	0	0	0	0	4	1	0	0	5		
2007	Philadelphia	16	7	63	39	24	5.0	26.0	0	0	0	0	2	2	2	0	2		
2008	Philadelphia	16	16	76	45	31	5.0	27.0	1	55	55t	1	2	1	0	0	0		
2009	Philadelphia	16	11	46	34	12	8.0	61.0	0	0	0	0	3	2	0	0	10		
2010	Philadelphia	13	10	31	19	12	6.0	49.0	0	0	0	0	2	1	1	0	0		
2011	Philadelphia	12	0	10	8	2	1.5	8.5	0	0	0	0	1	0	2	103	0		
NFL	Totals	146	46	354	214	140	36.5	239.5	1	55	55t	1	16	9	7	119	27		

## PARKER'S CAREER POSTSEASON DEFENSIVE STATISTICS

		Tackles							Interceptions					Fumbles					Sp. T	
Year	Team	GP	GS	Tot	Solo	Asst	Sk	Yds	No.	Yds	Lg	TD	PD	FF	FR	Yds	Tackle			
2002	Tennessee	0	0	0	0	0	0.0	0.0	0	0	0	0	0	0	0	0	0			
2003	Tennessee	2	0	1	1	0	0.0	0.0	0	0	0	0	0	0	0	0	0			
2006	Philadelphia	2	0	6	5	1	1.5	10.5	0	0	0	0	0	0	0	0	0			
2008	Philadelphia	3	3	12	6	6	0.0	0.0	0	0	0	0	0	0	1	0	0			
2009	Philadelphia	1	1	5	5	0	0.0	0.0	0	0	0	0	0	0	0	0	0			
2010	Philadelphia	1	1	8	6	2	0.0	0.0	0	0	0	0	0	0	1	0	0			
NFL Totals		9	5	32	23	9	1.5	10.5	0	0	0	0	0	0	2	0	0			

# DIMITRI PATTERSON



# 21

DEFENSIVE BACK

**HEIGHT:** 5-10 • **WEIGHT:** 200

**COLLEGE:** Tuskegee

**BIRTHDATE:** June 18, 1983

**HOW ACQUIRED:** UFA (PHI.) - '11

**YEAR WITH BROWNS:** 2<sup>nd</sup> • **YEAR IN NFL:** 7<sup>th</sup>

## CAREER TRANSACTIONS

Originally signed by Washington to the practice squad on September 5, 2005... Signed by Washington to the active roster on October 1, 2005... Waived by Washington on October 3, 2005... Signed by Washington to the practice squad on October 5, 2005... Signed by Washington to the active roster on October 15, 2005... Waived by Washington on November 5, 2005... Signed by Washington to the practice squad on November 8, 2005... Signed by Washington to the active roster on December 17, 2005... Waived by Washington on August 30, 2006... Signed by Minnesota to the practice squad on December 27, 2006... Signed by Kansas City on February 6, 2007... Waived by Kansas City on November 19, 2008... Signed by Philadelphia on January 7, 2009... Signed by Cleveland as an unrestricted free agent on August 3, 2011... Re-signed by Cleveland as an unrestricted free agent on March 16, 2012.

## SEASONAL REVIEWS

**2011:** Played in 14 games with one start...Most of his playing time came in nickel situations...Recorded 26 tackles and 12 passes defended, a figure that was third on the squad and marked a career-high... Key part of a pass defense that allowed an average of 184.9 ypg, a figure that ranked second in the NFL... Added three stops on special teams...Inactive for two games with a knee injury.

**2010:** Saw action in all 16 games for the first time in his career with nine starts...Ranked second on the team with four interceptions... Made his first career start against Indianapolis (11/7)... Registered two interceptions off Donovan McNabb, returning one 40 yards for a touchdown at Washington (11/15).

**2009:** Appeared in 11 games, notching 14 tackles on defense, two passes defended and six tackles on special teams.

**2008:** Saw action in seven contests, recording eight tackles on defense and 10 tackles on special teams.

**2007:** Played in 13 games, notching 11 tackles on special teams.

**2005:** Saw action in three games with the Redskins, recording his first career interception, off Drew Bledsoe against Dallas (12/8)... Also posted one pass defended on defense and one special teams tackle.

## COLLEGE

Transferred to Tuskegee University prior to his senior season in 2004 after spending his first three years at Southeast Missouri State University (2001-03)... As a senior, earned first-team All-SIAC honors, returning two blocked field goals for touchdowns and blocked a PAT... As a junior, played in 12 games, notching 62 tackles, 7.5 tackles for loss, six interceptions, 12 passes defended, 1.5 sacks, one forced fumble and one fumble recovery en route to earning second-team All-America honors... Majored in business administration.

## PERSONAL

Attended Evans High School in Orlando, Fla... Earned all-state, all-Central Florida, all-metro, all-region and all-county honors as a senior defensive back at Evan High School... Also played basketball and track... Has a daughter (Dimiah).

### PATTERSON'S SINGLE-GAME CAREER HIGHS

**TACKLES:** 7 vs. Denver 9/28/08; at Oakland 10/16/11

**SACKS:** 1 vs. Dallas 1/2/11

**INTERCEPTIONS:** 2 at Washington 11/15/10

**INT RETURN YARDS:** 40 at Washington 11/15/10

**LONG INT RETURN:** 40 at Washington 11/15/10

**DEFENSIVE SCORE:** 1 at Washington 11/15/10 (40-yard INT return for TD)

## PATTERSON'S CAREER DEFENSIVE STATISTICS

Year	Team	Tackles						Interceptions					Fumbles				Sp. T
		GP	GS	Tot	Solo	Asst	Sk	Yds	No.	Yds	Lg	TD	PD	FF	FR	Yds	
2005	Washington	3	0	0	0	0	0.0	0.0	1	20	20	0	1	0	0	0	1
2007	Kansas City	13	0	4	4	0	0.0	0.0	0	0	0	0	0	0	0	0	11
2008	Kansas City	7	0	8	8	0	0.0	0.0	0	0	0	0	0	0	0	0	10
2009	Philadelphia	11	0	14	13	1	0.0	0.0	0	0	0	0	2	0	0	0	6
2010	Philadelphia	16	9	55	44	11	1.0	4.0	4	40	40	1	8	0	0	0	11
2011	Cleveland	14	1	26	22	4	0.0	0.0	0	0	0	0	12	0	0	0	3
<b>NFL</b>	<b>Totals</b>	<b>64</b>	<b>10</b>	<b>107</b>	<b>91</b>	<b>16</b>	<b>1.0</b>	<b>4.0</b>	<b>5</b>	<b>60</b>	<b>40</b>	<b>1</b>	<b>23</b>	<b>0</b>	<b>0</b>	<b>0</b>	<b>42</b>

## PATTERSON'S CAREER POSTSEASON DEFENSIVE STATISTICS

Year	Team	Tackles						Interceptions					Fumbles				Sp. T
		GP	GS	Tot	Solo	Asst	Sk	Yds	No.	Yds	Lg	TD	PD	FF	FR	Yds	
2005	Washington	0	0	0	0	0	0.0	0.0	0	0	0	0	0	0	0	0	0
2008	Kansas City	0	0	0	0	0	0.0	0.0	0	0	0	0	0	0	0	0	0
2009	Philadelphia	1	0	0	0	0	0.0	0.0	0	0	0	0	0	0	0	0	0
2010	Philadelphia	1	1	3	3	0	0.0	0.0	0	0	0	0	0	0	0	0	0
<b>NFL</b>	<b>Totals</b>	<b>2</b>	<b>1</b>	<b>3</b>	<b>3</b>	<b>0</b>	<b>0.0</b>	<b>0.0</b>	<b>0</b>	<b>0</b>	<b>0</b>	<b>0</b>	<b>0</b>	<b>0</b>	<b>0</b>	<b>0</b>	<b>0</b>

# SCOTT PAXSON



# 69

DEFENSIVE LINE

**HEIGHT:** 6-4 • **WEIGHT:** 292

**COLLEGE:** Penn State

**BIRTHDATE:** February 3, 1983

**HOW ACQUIRED:** FA - '11

**YEAR WITH BROWNS:** 2<sup>nd</sup> • **YEAR IN NFL:** 3<sup>rd</sup>

## CAREER TRANSACTIONS

Originally signed by Pittsburgh as an undrafted free agent on April 30, 2006... Waived by Pittsburgh on September 2, 2006... Signed by Green Bay to the practice squad on November 3, 2006... Waived by Green Bay on November 21, 2006... Signed by Pittsburgh to the practice squad on December 12, 2006... Waived by Pittsburgh on September 1, 2007... Signed by Pittsburgh to the practice squad on September 4, 2007... Waived by Pittsburgh on August 31, 2008... Signed by Pittsburgh to the practice squad on September 3, 2008... Signed by Pittsburgh to the active roster on October 4, 2008... Waived by Pittsburgh on October 18, 2008... Signed by Pittsburgh to the practice squad on October 21, 2008... Signed by Pittsburgh to the active roster on December 1, 2008... Waived by Pittsburgh on September 5, 2009... Signed by Pittsburgh on January 6, 2010... Waived by Pittsburgh on September 3, 2010... Signed by Cleveland on January 8, 2011.

## SEASONAL REVIEWS

**2011:** Played in all 16 games as a reserve... Totaled 21 tackles, one sack, a fumble recovery and a pass defended... Registered two tackles at Pittsburgh (12/8), including his first career sack after he dropped Ben Roethlisberger for a five-yard loss.

**2010:** Spent training camp with Pittsburgh before being waived.

**2009:** Went to training camp with the Steelers before being waived.

**2008:** Spent the first five weeks of the season on Pittsburgh's practice squad before being signed to the active roster... Made NFL debut at Jacksonville (10/5), but did not record any stats... Spent Weeks 7-12 on Pittsburgh's practice squad before being signed to the active roster... Inactive for the remaining four games.

**2007:** Spent the entire season on Pittsburgh's practice squad.

**2006:** Spent three weeks on Green Bay's practice squad and the final three weeks of the season on Pittsburgh's practice squad.

## COLLEGE

Capped off his career at Penn State University (2002-05) by accumulating 44 tackles, three sacks and one fumble recovery during senior campaign... Started all 11 games as a junior, totaling 33 tackles, three pass breakups and a forced fumble... Majored in crime, law and justice.

## PERSONAL

A native of Philadelphia, Pa., where he was a three-year starter at Roman Catholic High School as a tight end, defensive end and linebacker... Recorded 76 tackles, 15 sacks and recovered four fumbles as a senior... Earned first-team All-Catholic league and all-area honors from the *Philadelphia Inquirer* and the *Philadelphia Daily News*... Active in the Cleveland community, volunteering for several "Shop with a Pro" and school visits.

### PAXSON'S SINGLE-GAME CAREER HIGHS

**TACKLES:** 5 vs. Jacksonville 11/20/11

**SACKS:** 1 at Pittsburgh 12/8/11

**FUMBLE RECOVERIES:** 1 at Cincinnati 11/27/11

## PAXSON'S CAREER DEFENSIVE STATISTICS

Year	Team	Tackles						Interceptions					Fumbles				Sp. T Tackle
		GP	GS	Tot	Solo	Asst	Sk	Yds	No.	Yds	Lg	TD	PD	FF	FR	Yds	
2008	Pittsburgh	1	0	0	0	0	0.0	0.0	0	0	0	0	0	0	0	0	0
2011	Cleveland	16	0	21	10	11	1.0	5.0	0	0	0	0	1	0	1	0	0
<b>NFL</b>	<b>Totals</b>	<b>17</b>	<b>0</b>	<b>21</b>	<b>10</b>	<b>11</b>	<b>1.0</b>	<b>5.0</b>	<b>0</b>	<b>0</b>	<b>0</b>	<b>0</b>	<b>1</b>	<b>0</b>	<b>1</b>	<b>0</b>	<b>0</b>

# JASON PINKSTON



# 62

OFFENSIVE LINE

**HEIGHT:** 6-4 • **WEIGHT:** 305

**COLLEGE:** Pittsburgh

**BIRTHDATE:** September 5, 1987

**HOW ACQUIRED:** D5B • '11

**YEAR WITH BROWNS:** 2<sup>nd</sup> • **YEAR IN NFL:** 2<sup>nd</sup>

## CAREER TRANSACTIONS

Originally drafted by Cleveland in the fifth round (150th overall) of the 2011 NFL Draft with a choice acquired from Minnesota in exchange for the Browns' two sixth (168th and 170th overall) round selections.

## SEASONAL REVIEWS

**2011:** Started all 16 games at left guard... Was one of six NFL rookie offensive linemen to start every game in 2011, and one of two guards (Oakland's Stefen Wisniewski)... Became the third Browns rookie offensive lineman to start all 16 games since 2007, joining Joe Thomas (LT, 2007)

and Alex Mack (C, 2009)... Also was one of three Browns rookies to start all 16 contests in 2011, joining DT Phil Taylor and DE Jabaal Sheard... Part of an offensive line that led the way for 100-yard rushing performances by Chris Ogbonnaya (115 yards vs. Jacksonville 11/20) and Peyton Hillis (112 yards at Baltimore 12/24).

## COLLEGE

Opened 41 games at the University of Pittsburgh (2006, 2008-10), including 26 consecutive starts at left tackle to close his career... Two-time first team All-Big East Conference selection... Blocked for a 1,000-yard back in each of his final three seasons... Granted a medical redshirt in 2007 following a shoulder injury after starting the first three contests at right tackle... Appeared in seven games as a true freshman... Majored in administration of justice.

## PERSONAL

Attended Baldwin High School in Pittsburgh, Pa... First team all-state selection as a senior... Cousin, Todd Pinkston, was a wide receiver with the Philadelphia Eagles from 2000-05... Has two brothers (James and Julian), late mother (Martha Jane) and father (James Pinkston Sr.).

## PINKSTON'S CAREER GAMES PLAYED

Year	Team	Regular Season		Postseason	
		GP	GS	GP	GS
2011	Cleveland	16	16	0	0



# AHTYBA RUBIN



# 71

DEFENSIVE LINE

**HEIGHT:** 6-2 • **WEIGHT:** 330  
**COLLEGE:** Iowa State  
**BIRTHDATE:** July 25, 1986  
**HOW ACQUIRED:** D6A • '08  
**YEAR WITH BROWNS:** 5<sup>th</sup> • **YEAR IN NFL:** 5<sup>th</sup>

## CAREER TRANSACTIONS

Originally drafted by Cleveland in the sixth round (190th overall) of the 2008 NFL Draft.

## SEASONAL REVIEWS

**2011:** Started all 16 games at defensive tackle... Registered 83 tackles and a career-high five sacks... Tackle total was second on the club and second among NFL linemen, trailing only Giants defensive end Jason Pierre-Paul (86)... Tied a season-high with nine tackles vs. Miami (9/25), including a career-best 1.5 sacks.

**2010:** Started all 16 games at nose tackle and recorded 82 tackles, two sacks, an interception and two pass breakups... Tackle total led all NFL defensive linemen and was third on the team... Was one of only eight NFL defensive tackles to record an interception... Key part of a run defense that allowed just seven rushing touchdowns, tied for the third-lowest total in the NFL... Recorded his first career interception and the first interception by a Browns defensive lineman since Kenard Lang (11/30/03) when he picked off a Matt Cassel pass against Kansas City (9/19)... Recorded first NFL career sack, for a loss of nine yards, on Tom Brady against New England (11/7)... Also registered a sack at Jacksonville (11/21)... Notched a career-best 10 tackles at Cincinnati (12/19).

**2009:** Played in all 16 games with five starts... Recorded 38 tackles and one forced fumble... Joined starting lineup for the last five games following a season-ending leg injury to Shaun Rogers... In his five starts, the Browns held their opponent to under 100 yards rushing in three of them and permitted just one individual 100-yard rushing performance... Made first career start against San Diego (12/6)... Forced first career fumble at Baltimore (9/27).

**2008:** Played in 12 games in a reserve role... Inactive for four games... Posted 20 tackles and one fumble recovery on the year... Made NFL debut at defensive tackle at Baltimore (9/21)... Recovered a Fred Jackson fumble in Monday night game at Buffalo (11/17), which led to a Phil Dawson field goal... Was credited with a season-high seven tackles vs. Cincinnati (12/21).

## COLLEGE

In two years at Iowa State University (2006-07), played in 24 games, starting 21 contests at nose guard... Recorded 76 tackles, with 2.5 sacks for 13 yards, one pass breakup, one fumble recovery and one forced fumble... Named All-Big 12 Conference honorable mention as a senior... Lettered twice at Trinity Valley (Texas) Community College... In 2005, earned All-Southwest Football Junior College Conference first-team and NJCAA All-America honorable mention as an offensive tackle, the first time that he ever lined up on the offensive line during his career... In 2004, lettered as a defensive lineman... Majored in history.

## PERSONAL

Born in Fort Belvoir, Va., and attended Escambia (Pensacola, Fla.) High School... Lettered as a defensive lineman and earned all-area and all-conference recognition as a senior.

## RUBIN'S SINGLE-GAME CAREER HIGHS

**TACKLES:** 10 at Cincinnati 12/19/10  
**FORCED FUMBLE:** 1 at Baltimore 9/27/09  
**RECOVERED FUMBLE:** 1 at Buffalo 11/17/08  
**INTERCEPTIONS:** 1 vs. Kansas City 9/19/10  
**SACKS:** 1.5 vs. Miami 9/25/11

## RUBIN'S CAREER DEFENSIVE STATISTICS

		Tackles						Interceptions					Fumbles					Sp. T
Year	Team	GP	GS	Tot	Solo	Asst	Sk	Yds	No.	Yds	Lg	TD	PD	FF	FR	Yds	Tackle	
2008	Cleveland	12	0	20	11	9	0.0	0.0	0	0	0	0	0	0	1	0	0	
2009	Cleveland	16	5	38	23	15	0.0	0.0	0	0	0	0	0	1	0	0	0	
2010	Cleveland	16	16	82	57	25	2.0	17.0	1	1	1	0	2	0	0	0	0	
2011	Cleveland	16	16	83	56	27	5.0	36.5	0	0	0	0	0	0	0	0	0	
NFL	Totals	60	37	223	147	76	7.0	53.5	1	1	1	0	2	1	1	0	0	

## BROWNS BACKERS WORLDWIDE

The Browns Backers Worldwide (BBW) is the official fan club of the Cleveland Browns and is one of the largest organized fan clubs in professional sports. There are more than 100,000 official members in 67 different countries. There are currently 346 Browns Backers Worldwide clubs in 10 different countries. 153 of these clubs are in Ohio and 193 are located out of state with 19 stationed internationally. There is at least one club located in all 50 states. In June of 2012, BBW reached a milestone as Bret Cantly of Wickliffe, Ohio, became the 100,000th registered member.

Browns Backers members receive numerous benefits, including discounts to the team shop and special invitations to BBW exclusive events such as "Backer Bashes" held prior to all home games. On gamedays, all Backers can stop by the Browns Backers booth located behind Section 136 to receive a free gift. Membership is free and available at ClevelandBrowns.com. The Pro Football Hall of Fame is a Proud Supporter of Browns Backers Worldwide.

# FROSTEE RUCKER



# 92

DEFENSIVE LINE

**HEIGHT:** 6-3 • **WEIGHT:** 280

**COLLEGE:** Southern California

**BIRTHDATE:** September 14, 1983

**HOW ACQUIRED:** UFA (CIN.)- '12

**YEAR WITH BROWNS:** 1<sup>st</sup> • **YEAR IN NFL:** 7<sup>th</sup>

## CAREER TRANSACTIONS

Originally drafted by Cincinnati in the third round (91st overall) of the 2006 NFL Draft... Signed by Cleveland as an unrestricted free agent on March 15, 2012.

## SEASONAL REVIEWS

**2011:** Appeared in all 16 games, starting the final 11... Established career highs in tackles (60) and sacks (4)... Sack total was fifth on the team... Helped the Bengals defense finish in the top-10 in total defense (7th), pass defense (9th) and rush defense (10th).

**2010:** Saw action in nine games with three starts... Notched 20 totals tackles and added one sack at Carolina (9/26)... Missed the final seven games due to a knee injury.

**2009:** Appeared in 12 contests with one start... Recorded his first career interception off a deflected pass at Pittsburgh (11/15), which he returned 26 yards to the Steelers' 14-yard line... Recorded a sack of Jay Cutler against Chicago (10/25).

**2008:** Started four of the 11 games in which he saw action... Tied for the team lead with two forced fumbles... Made first NFL start at Baltimore (9/7) and forced a fumble less than a minute into the contest and finished with a career-high six tackles... Placed on injured reserve with a hamstring injury on November 24...

**2007:** Saw action in five games, totaling 10 tackles, one forced fumble and one fumble recovery... Made NFL debut and notched one tackle against New England (10/1).

**2006:** Suffered a shoulder injury in the preseason opener... Inactive the first three games of the regular season before being placed on injured reserve on September 27.

## COLLEGE

A three-year letterman at the University of Southern California (2003-05)... Saw action in 39 contests with 30 starts, totaling 111 tackles, four forced fumbles, four fumble recoveries and two interceptions... Helped the Trojans capture back-to-back National Championships (2003-04)... Named first-team All-Pacific 10 and was also voted co-winner of USC's Most Inspirational Player Award in 2005... Began collegiate career at Colorado State in 2001 and redshirted his lone season there... Majored in sociology.

## PERSONAL

Native of Tustin, Calif., where he attended Tustin High School... As a senior, was named the All-Golden West League MVP as a running back and linebacker... Played in three NCAA National Championships and won two at University of Southern California... Was named team's Most Inspirational Player his senior year at USC.

## RUCKER'S SINGLE-GAME CAREER HIGHS

**TACKLES:** 6 at Baltimore 9/7/2008

**SACKS:** 1, seven times, most recent vs. Pittsburgh 11/13/2011

**FORCED FUMBLE:** 1, three times, most recent at Dallas 10/5/2008

**RECOVERED FUMBLE:** 1, two times, most recent vs. Philadelphia 11/16/2008

**INTERCEPTIONS:** 1 at Pittsburgh 11/15/2009

## RUCKER'S CAREER DEFENSIVE STATISTICS

Year	Team	GP	GS	Tackles				Yds	Interceptions				TD	PD	Fumbles			Sp. T
				Tot	Solo	Asst	Sk		No.	Yds	Lg	TD			FF	FR	Yds	
2006	Cincinnati	0	0	0	0	0	0.0	0.0	0	0	0	0	0	0	0	0	0	0
2007	Cincinnati	5	0	10	7	3	0.0	0.0	0	0	0	0	0	1	1	0	0	0
2008	Cincinnati	11	4	35	22	13	1.0	7.0	0	0	0	0	1	2	2	6	0	0
2009	Cincinnati	12	1	22	12	10	1.0	10.0	1	26	26	0	3	0	0	0	0	0
2010	Cincinnati	9	3	20	11	9	1.0	8.0	0	0	0	0	1	0	0	0	0	0
2011	Cincinnati	16	11	60	33	27	4.0	24.0	0	0	0	0	2	0	0	0	0	0
NFL	Totals	53	19	147	85	62	7.0	49.0	1	26	26	0	7	3	3	6	0	0

## RUCKER'S CAREER POSTSEASON DEFENSIVE STATISTICS

Year	Team	GP	GS	Tackles				Yds	Interceptions				TD	PD	Fumbles			Sp. T
				Tot	Solo	Asst	Sk		No.	Yds	Lg	TD			FF	FR	Yds	
2009	Cincinnati	1	0	2	1	1	0.0	0.0	0	0	0	0	0	0	0	0	0	0
2011	Cincinnati	1	1	2	1	1	0.0	0.0	0	0	0	0	0	0	0	0	0	0
NFL	Totals	2	1	4	2	2	0.0	0.0	0	0	0	0	0	0	0	0	0	0

# BRIAN SANFORD



# 70

DEFENSIVE LINE

**HEIGHT:** 6-2 • **WEIGHT:** 280

**COLLEGE:** Temple

**BIRTHDATE:** September 12, 1987

**HOW ACQUIRED:** FA - '10

**YEAR WITH BROWNS:** 3<sup>rd</sup> • **YEAR IN NFL:** 3<sup>rd</sup>

## CAREER TRANSACTIONS

Originally signed by Cleveland as an undrafted free agent on May 17, 2010 after attending the team's rookie minicamp on a tryout basis...

Waived by Cleveland on September 4, 2010... Signed by Cleveland to the practice squad on September 5, 2010... Signed by Cleveland to the active roster on November 13, 2010... Waived by Cleveland on September 3, 2011... Signed by Cleveland to the practice squad on September 4, 2011... Signed by Cleveland to the active roster on November 29, 2011.

## SEASONAL REVIEWS

**2011:** Played in five games in a reserve role and recorded five tackles... Spent the first 12 weeks of the season on the Browns' practice squad... Made NFL debut vs. Baltimore (12/4).

**2010:** Inactive for all eight games while on the Browns' 53-man roster.

## COLLEGE

Appeared in 43 games at Temple University (2006-09)... Posted 86 tackles, eight sacks, three forced fumbles and one blocked field goal... Majored in communications.

## PERSONAL

Native of Hartford, Conn., where he attended Hartford Public High School... Also a standout in wrestling and track, participating in the shot put, discus and 110M hurdles... Has two sons (Dekwon and Demir).

## SANFORD'S CAREER DEFENSIVE STATISTICS

Year	Team	Tackles						Interceptions					Fumbles				Sp. T
		GP	GS	Tot	Solo	Asst	Sk	Yds	No.	Yds	Lg	TD	PD	FF	FR	Yds	Tackle
2010	Cleveland	0	0	0	0	0	0.0	0.0	0	0	0	0	0	0	0	0	0
2011	Cleveland	5	0	5	3	2	0.0	0.0	0	0	0	0	0	0	0	0	0
NFL	Totals	5	0	5	3	2	0.0	0.0	0	0	0	0	0	0	0	0	0

# BRIAN SCHAEFERING



# 91

DEFENSIVE LINE

**HEIGHT:** 6-4 • **WEIGHT:** 295

**COLLEGE:** Lindenwood

**BIRTHDATE:** August 20, 1983

**HOW ACQUIRED:** FA - '09

**YEAR WITH BROWNS:** 5<sup>th</sup> • **YEAR IN NFL:** 5<sup>th</sup>

## CAREER TRANSACTIONS

Originally signed by Cleveland as an undrafted free agent on May 1, 2008... Waived by Cleveland on August 26, 2008... Signed by Cleveland to the practice squad on December 12, 2008... Signed by the New York Jets to the active roster on December 30, 2008... Waived by the New York Jets on June 9, 2009... Signed by Cleveland on August 25, 2009... Waived by Cleveland on September 5, 2009... Signed by Cleveland to the practice squad on September 7, 2009... Signed by Cleveland to the active roster on December 2, 2009.

## SEASONAL REVIEWS

**2011:** Played in all 16 games in a reserve role... Tallied 29 tackles, including a half-sack vs. Cincinnati (9/11)... Notched a career-high eight tackles vs. Baltimore (12/4).

**2010:** Played in all 16 games with nine starts... Totaled 31 tackles... Recorded a career-high seven tackles at Pittsburgh (10/17).

**2009:** Elevated to the 53-man active roster after spending the first 12 weeks of the season on the Browns' practice squad... Appeared in five games with one start and recorded 12 stops and 1.5 sacks... Made NFL debut against San Diego (12/6)... Posted five tackles and 1.5 sacks against Pittsburgh (12/10)... Made first start of NFL career in finale against Jacksonville (1/3/10) and responded with four tackles.

**2008:** Spent training camp with Cleveland and one week on the Browns' practice squad before signing with the Jets on December 30.

## COLLEGE

Played one season for Lindenwood University (2007) after transferring from the University of Illinois (2001-02, 2004)... Led the team as a senior with 7.5 sacks and was tied for second in the HAAC and 19th in the NAIA with 0.70 sacks a game in 2007... Also recorded 37 tackles, recovered one fumble and blocked one kick... Appeared in eight games for Illinois in 2004, totaling 19 tackles, one sack and two forced fumbles... Earned a medical redshirt in 2003... Appeared in all 12 games with two starts in 2002... Played in the final nine games of the 2001 season as a true freshman.

## PERSONAL

Native of St. Louis, Mo., where he attended Hazelwood East High School... Recorded seven sacks and two interceptions as a senior... Also lettered in track... Active in the Cleveland community, volunteering for several school and hospital visits... Married (Jasmatia) with two sons (Trent, Brian) and one daughter (Ayana).


## SCHAEFERING'S SINGLE-GAME CAREER HIGHS

**TACKLES:** 8 vs. Baltimore 12/4/11  
**SACKS:** 1.5 vs. Pittsburgh 12/10/09

## SCHAEFERING'S CAREER DEFENSIVE STATISTICS

		Tackles							Interceptions					Fumbles					Sp. T	
Year	Team	GP	GS	Tot	Solo	Asst	Sk	Yds	No.	Yds	Lg	TD	PD	FF	FR	Yds	Tackle			
2009	Cleveland	5	1	12	10	2	1.5	5.5	0	0	0	0	1	0	0	0	0			
2010	Cleveland	16	9	31	24	7	0.0	0.0	0	0	0	0	0	0	0	0	0			
2011	Cleveland	16	0	29	18	11	0.5	1.0	0	0	0	0	0	0	0	0	0			
NFL	Totals	37	10	72	52	20	2.0	6.5	0	0	0	0	1	0	0	0	0			

## JABAAL SHEARD



**HEIGHT:** 6-2 • **WEIGHT:** 255

**COLLEGE:** Pittsburgh

**BIRTHDATE:** May 10, 1989

**HOW ACQUIRED:** D2A • '11

**YEAR WITH BROWNS:** 2<sup>nd</sup> • **YEAR IN NFL:** 2<sup>nd</sup>

it marked the first time that two rookie defensive linemen have started all 16 games for the same team in the same year since 1992, when Tampa Bay's Santana Dotson and Mark Wheeler did it... Notched first career sack with an eight-yard takedown of Kerry Collins at Indianapolis (9/18)... Recorded a career-best nine tackles, including a strip sack of Joe Flacco, vs. Baltimore (12/4)... Recorded first multiple sack game of career after totaling two at Arizona (12/18).

## COLLEGE

Opened 38 of his 47 career games at the University of Pittsburgh (2007-10)... Recorded 142 career tackles, 19.5 sacks, five forced fumbles and two fumble recoveries... Named consensus first team All-America, all-league first team and selected the Big East Conference Defensive Player of the Year in 2010... Recorded 52 tackles, nine sacks, four forced fumbles and two fumble recoveries in 12 games while serving as a team captain as a senior... Part of a unit that ranked eighth in the nation in total defense (305.08 ypg) and 17th nationally in run defense (120.00 ypg)... Earned second team All-Big East honors as a junior after starting all 13 games, posting 42 tackles and five sacks... Started all 13 games as a sophomore, finishing with 45 tackles and 5.5 sacks... Appeared in nine contests as a true freshman when he tallied three tackles... Majored in administration of justice.

## CAREER TRANSACTIONS

Originally drafted by Cleveland in the second round (37th overall) of the 2011 NFL Draft.

## SEASONAL REVIEWS

**2011:** Started all 16 games, one at right end and the last 15 on the left side... Named to the PFW/PFWA All-Rookie team... Posted 55 tackles, a team-best 8.5 sacks, a team-high five forced fumbles, a fumble recovery and two pass breakups... Sack total tied for 12th in the AFC, was second among AFC rookies (Denver LB Von Miller, 11.5) and was third among NFL rookies (San Francisco LB Aldon Smith, 14)... Sack total led all NFL rookie linemen... Tackle total was third among NFL rookie linemen, trailing only teammate Phil Taylor (59) and Houston's J.J. Watt (56)... Five forced fumbles tied for third in the NFL, along with St. Louis' Quintin Mikell, trailing only Baltimore's Terrell Suggs (7) and Detroit's Cliff Avril (6)... Along with DT Phil Taylor and LG Jason Pinkston was one of three Browns rookies to start all 16 games in 2011... Along with Taylor,

## PERSONAL

Born Jabaal Lamar Sheard and is a native Hollywood, Fla., where he attended Hollywood Hills High School... Also competed in track in the 200M and earned All-Broward County honors in the shot put, placing fourth at the state finals... Was awarded a bravery medal when he helped an elderly woman escape from her burning home in Florida when he was 11 years old... Has a son (Jaiden).

## SHEARD'S SINGLE-GAME CAREER HIGHS

**TACKLES:** 9 vs. Baltimore 12/4/11  
**SACKS:** 2 at Arizona 12/18/11  
**RECOVERED FUMBLES:** 1 at Indianapolis 9/18/11  
**FORCED FUMBLES:** 1, five times, most recent vs. Baltimore 12/4/11

## SHEARD'S CAREER DEFENSIVE STATISTICS

Year	Team	Tackles							Interceptions					Fumbles			Sp. T
		GP	GS	Tot	Solo	Asst	Sk	Yds	No.	Yds	Lg	TD	PD	FF	FR	Yds	Tackle
2011	Cleveland	16	16	55	39	16	8.5	73.5	0	0	0	0	1	5	1	5	0



# BUSTER SKRINE



# 22

**DEFENSIVE BACK**

**HEIGHT:** 5-9 • **WEIGHT:** 185

**COLLEGE:** UT-Chattanooga

**BIRTHDATE:** April 26, 1989

**HOW ACQUIRED:** D5A • '11

**YEAR WITH BROWNS:** 2<sup>nd</sup> • **YEAR IN NFL:** 2<sup>nd</sup>

## CAREER TRANSACTIONS

Originally drafted by Cleveland in the fifth round (137<sup>th</sup> overall) of the 2011 NFL Draft.

## SEASONAL REVIEWS

**2011:** Played in all 16 games in a reserve role... Helped the Browns finish second in the NFL in pass defense (184.9 ypg), Cleveland's highest

finish in that category since 1962... Talled 10 tackles, an interception and a pair of passes defended on defense... Also posted nine special teams tackles, a figure that was third on the squad... Returned three kickoffs for a 24.0-yard average with a long of 32... Recorded first career interception off a John Skelton pass at Arizona (12/18).

## COLLEGE

Appeared in 42 games at the University of Tennessee at Chattanooga (2007-10) with 30 starts... Totaled 155 career tackles and five interceptions, including a 46-yard return for a touchdown, which was the 11<sup>th</sup> longest return in school annals... Also returned 40 kickoffs for 891 yards (22.3 avg.)... Named to the All-Southern Conference first team as a junior and senior... Helped the team rank 13<sup>th</sup> nationally in pass defense (158.91 ypg) in 2009... Saw action on both sides of the ball as a true freshman, totaling two interceptions while adding 12 rushing yards on two carries and one reception for 10 yards... Also competed on the indoor track team in 2008, earning All-Southern Conference honors in the 4x100 meter relay... Majored in business management.

## PERSONAL

Born Daryl Skrine but goes by the nickname Buster... Attended Etowah (Woodstock, Ga.) High School... Earned all-county, all-region and all-state honors and was named the Cherokee County Player of the Year as a senior... Also competed in track, winning the county championship in the triple jump and finishing second in the long jump.

## SKRINE'S CAREER DEFENSIVE STATISTICS

Year	Team	GP	GS	Tackles				Yds	Interceptions				Fumbles				Sp. T
				Tot	Solo	Asst	Sk		No.	Yds	Lg	TD	PD	FF	FR	Yds	
2011	Cleveland	16	0	10	8	2	0.0	0.0	1	5	5	0	2	0	0	0	9

# ALEX SMITH



# 81

**TIGHT END**

**HEIGHT:** 6-4 • **WEIGHT:** 258

**COLLEGE:** Stanford

**BIRTHDATE:** May 22, 1982

**HOW ACQUIRED:** FA • '10

**YEAR WITH BROWNS:** 3<sup>rd</sup> • **YEAR IN NFL:** 8<sup>th</sup>

## CAREER TRANSACTIONS

Originally drafted by Tampa Bay in the third round (71<sup>st</sup> overall) of the 2005 NFL Draft... Traded to New England in exchange for a 2010 fifth-round draft choice on April 30, 2009... Released by New England on September 5, 2009... Signed by Philadelphia on September 8, 2009... Signed by Cleveland on May 4, 2010... Re-signed by Cleveland as an unrestricted free agent on March 15, 2012.

## SEASONAL REVIEWS

**2011:** Played in each of the first 14 games with four starts... Caught 14 passes for 131 yards and a touchdown... Utilized extensively as a blocker... Had one special teams tackle to his credit... Recorded two receptions for 14 yards at Oakland (10/16), including a one-yard touchdown grab in the second quarter... Placed on injured reserve on December 20 with a shoulder injury.

**2010:** Played in three games, was inactive for 11 contests and dressed but did not play in two others... Caught one pass for six yards, which came in his lone start of the season as the Browns opened in a two tight end set against Baltimore (12/26).

**2009:** Appeared in 16 games with five starts for the Eagles... Notched three receptions for 25 yards.

**2008:** Appeared in 14 games with 12 starts, registering 21 receptions for 250 yards and three touchdowns... Hauled in two passes for 26 yards, including a nine-yard touchdown, against Green Bay (9/28)... Recorded three receptions for 26 yards with a two-yard score against Carolina (10/12)... Registered a career-long 34-yard reception at Dallas (10/26)... Hauled in two passes for 12 yards with a three-yard touchdown from RB Earnest Graham at Kansas City (11/2)... Added a two-point conversion with 19 seconds remaining in the game on a pass from Jeff Garcia, tying the game at 27 and sending it into overtime, where the Bucs came away with a 30-27 victory.

**2007:** Started all 14 games in which he appeared ... Pulled in 32 catches for 385 yards with three touchdowns... Tied a career-high with two touchdown grabs at Indianapolis (10/7), both from Jeff Garcia... Hauled in a touchdown at Atlanta (11/18)... Recorded a career-high with 79 yards on six receptions at San Francisco (12/23)... Caught three passes for 26 yards and a touchdown in NFC Wild Card game against the N.Y. Giants (1/6/08).

**2006:** Saw action in 14 games with seven starts... Registered 35 receptions for 250 yards with three touchdowns... Recorded touchdown receptions at New Orleans (10/8), against Philadelphia (10/22) and at Chicago (12/17).

**2005:** Totaled career-bests with 41 receptions and 367 yards... Also scored two touchdowns and added two special teams tackles, while starting 10 of 16 games in which he played... Reception total led all rookie tight ends and ranked third among all league rookies... Made NFL debut at Minnesota (9/11) and recorded two touchdown catches in the Bucs' 24-13 win... First NFL touchdown came on a 23-yard reception from Brian Griese, five seconds into the second quarter... Second touchdown occurred 10:17 later, on a 2-yard pass from Griese, giving Tampa Bay a 14-7 lead... Recorded a career-high eight receptions against Atlanta (12/24).

## COLLEGE

Four-year letterman at Stanford University (2001-04)... Played in 44 contests with 32 starts, finishing his collegiate career with 107 receptions for 1,291 yards and eight touchdowns... As a senior, garnered first-team All-Pac-10 honors, was a second-team consensus All-American and finished second in the voting for the Mackey Award, given to the nation's top tight end... Redshirted in 2000... Majored in economics.

## PERSONAL

Born Edwin Alexander Smith, Jr. in Denver Colo... Attended Mullen (Denver, Colo.) High School where he earned All-American, all-state and all-league honors... Also lettered in basketball and track... Father, Edwin, was the first Bahamian NFL player and was a defensive end for Denver from 1973-76... Participated in the NFL Business and Entrepreneurial Program at the Stanford Graduate School of Business in 2009... Founded the EASII foundation in 2007 with the goal of helping underprivileged youth gain college scholarships... Crowned the EA Sports Madden Bowl champion in 2007 and 2008... Has twin boys (Amari and Aiden).

### SMITH'S SINGLE-GAME CAREER HIGHS

**RECEPTIONS:** 8 vs. Atlanta 12/24/06

**RECEIVING YARDS:** 79 at San Francisco 12/23/07

**RECEIVING TDs:** 2, twice, most recent at Indianapolis 10/7/07

**LONG RECEPTION:** 34 at Dallas 10/26/08

## SMITH'S CAREER OFFENSIVE STATISTICS

Year	Team	GP	GS	Receiving				TD	Rushing				Lg	TD
				Rec	Yds	Avg	Lg		Att	Yds	Avg.	Lg		
2005	Tampa Bay	16	10	41	367	9.0	24	2	0	0	0.0	0	0	0
2006	Tampa Bay	14	7	35	250	7.1	27	3	0	0	0.0	0	0	0
2007	Tampa Bay	14	14	32	385	12.0	33	3	0	0	0.0	0	0	0
2008	Tampa Bay	14	12	21	250	11.9	34	3	0	0	0.0	0	0	0
2009	Philadelphia	16	5	3	25	8.3	11	0	0	0	0.0	0	0	0
2010	Cleveland	3	1	1	6	6.0	6	0	0	0	0.0	0	0	0
2011	Cleveland	14	4	14	131	9.4	20	1	0	0	0.0	0	0	0
<b>NFL</b>	<b>Totals</b>	<b>91</b>	<b>53</b>	<b>147</b>	<b>1,414</b>	<b>9.6</b>	<b>34</b>	<b>12</b>	<b>0</b>	<b>0</b>	<b>0.0</b>	<b>0</b>	<b>0</b>	<b>0</b>

Additional Stats: 1 two-point conversion reception at Kansas City 11/2/2008 Additional Special Teams Stats: Kickoff Returns: 1 for 12 yards in 2005, 2 for 17 yards in 2008, 1 for 4 yards in 2009 for a total of 4 for 33 yards (8.3 avg.)

## SMITH'S POSTSEASON CAREER OFFENSIVE STATISTICS

Year	Team	GP	GS	Receiving				TD	Rushing				Lg	TD
				Rec	Yds	Avg	Lg		Att	Yds	Avg.	Lg		
2005	Tampa Bay	1	1	3	14	4.7	11	0	0	0	0.0	0	0	0
2007	Tampa Bay	1	1	3	26	8.7	15	1	0	0	0.0	0	0	0
2009	Philadelphia	1	0	1	8	8.0	8	0	0	0	0.0	0	0	0
<b>NFL</b>	<b>Totals</b>	<b>3</b>	<b>2</b>	<b>7</b>	<b>48</b>	<b>6.9</b>	<b>15</b>	<b>1</b>	<b>0</b>	<b>0</b>	<b>0.0</b>	<b>0</b>	<b>0</b>	<b>0</b>

## SIMPLY THE BEST

Former Brown and Hall of Fame running back Jim Brown is the only player in the pre-AFL-NFL merger era to win three NFL MVP awards. Brown won the award in 1957, 1958 and 1965. He is also one of four players to win the award in consecutive seasons (Joe Montana 1989-90; Brett Favre 1996-97; Peyton Manning 2003\*-04 and 2008-09).

\*Manning was co-MVP in 2003

# QUINTON SPEARS



# 90

LINEBACKER

**HEIGHT:** 6-4 • **WEIGHT:** 234

**COLLEGE:** Prairie View A&M

**BIRTHDATE:** May 11, 1988

**HOW ACQUIRED:** W. (MIA.) - '11

**YEAR WITH BROWNS:** 2<sup>nd</sup> • **YEAR IN NFL:** 2<sup>nd</sup>

## CAREER TRANSACTIONS

Originally signed by Miami as an undrafted free agent on July 28, 2011...  
Waived by Miami on September 3, 2011... Claimed by Cleveland via  
waivers on September 4, 2011.

## SEASONAL REVIEWS

**2011:** Played in 13 games as a reserve... Tallied eight special teams tackles, a figure that was fourth on the team... Inactive for three games with a hamstring injury... Made NFL debut vs. Cincinnati (9/11).

## COLLEGE

A former walk-on wide receiver who became a three-time all-conference defensive end at Prairie View A&M (2007-10)... As a senior, appeared in 11 games and tallied 70 tackles and 4.5 sacks on defense while forcing a fumble and three blocked kicks on special teams... As a junior, notched 39 tackles and a team-best five sacks... Earned a degree in agriculture animal science.

## PERSONAL

Born Quinton Onassis Spears in Montgomery, Texas... Attended Montgomery High School... Enjoys hunting and fishing in his spare time... Active in the Cleveland community, volunteering for "Shop with a Pro" and school visits.

## SPEARS' CAREER DEFENSIVE STATISTICS

Year	Team	GP	GS	Tackles				Yds	Interceptions				PD	Fumbles			Sp. T
				Tot	Solo	Asst	Sk		No.	Yds	Lg	TD		FF	FR	Yds	Tackle
2011	Cleveland	13	0	0	0	0	0.0	0.0	0	0	0	0	0	0	0	0	8

# EMMANUEL STEPHENS



# 96

DEFENSIVE LINE

**HEIGHT:** 6-3 • **WEIGHT:** 255

**COLLEGE:** Mississippi

**BIRTHDATE:** February 17, 1987

**HOW ACQUIRED:** W. (ATL.) - '11

**YEAR WITH BROWNS:** 2<sup>nd</sup> • **YEAR IN NFL:** 2<sup>nd</sup>

## CAREER TRANSACTIONS

Originally signed by Atlanta as an undrafted free agent on April 26, 2010... Waived by Atlanta on September 4, 2010... Signed by Atlanta

to the practice squad on September 5, 2010... Waived by Atlanta on September 3, 2011... Claimed by Cleveland via waivers on September 4, 2011.

## SEASONAL REVIEWS

**2011:** Played in the first 11 contests with three starts at right defensive end... Collected 15 tackles on defense and two stops on special teams... Made first NFL start, replacing the injured Jayme Mitchell (chest), vs. St. Louis (11/13) and recorded a career-best four tackles... Placed on injured reserve with a pectoral injury on November 29.

**2010:** Spent the entire season on the Falcons' practice squad.

## COLLEGE

Two-year letterman at the University of Mississippi (2008-09) after transferring from Blinn Community College (2006-07)... While at Ole Miss, recorded 40 tackles, two forced fumbles and 6.5 sacks, including a team-high 5.5 as a senior... Majored in history.

## PERSONAL

Native of Houston, Texas where he attended Waltrip High School... Also lettered in track and soccer... Father, Lemmise, played football at Texas A&M-Kingsville... Married (Camica) with a son (Lavar) and daughter (Mia).

## STEPHENS' CAREER DEFENSIVE STATISTICS

Year	Team	GP	GS	Tackles				Yds	Interceptions				PD	Fumbles			Sp. T
				Tot	Solo	Asst	Sk		No.	Yds	Lg	TD		FF	FR	Yds	Tackle
2011	Cleveland	9	3	15	8	7	0.0	0.0	0	0	0	0	0	0	0	0	2

# PHIL TAYLOR



# 98

DEFENSIVE LINE

**HEIGHT:** 6-3 • **WEIGHT:** 355

**COLLEGE:** Baylor

**BIRTHDATE:** April 7, 1988

**HOW ACQUIRED:** D1A • '11

**YEAR WITH BROWNS:** 2<sup>nd</sup> • **YEAR IN NFL:** 2<sup>nd</sup>

## CAREER TRANSACTIONS

Originally drafted by Cleveland in the first round (21st overall) of the 2011 NFL Draft with a choice acquired from Kansas City in exchange for the Browns' first (27th overall) and third (70th overall) round selections.

## SEASONAL REVIEWS

**2011:** Started all 16 games at defensive tackle... Named to the PFWA All-Rookie team... Collected 59 tackles, four sacks, a forced fumble and a pass defended... Tackle total was 11th among all NFL rookies and first among rookie linemen... Sack total was second among NFL rookie interior linemen, trailing only Tennessee's Karl Klug (7)... Along with DE Jabaal Sheard and LG Jason Pinkston was one of three Browns rookies to start all 16 games in 2011... Along with Sheard, it marked the first time that two rookie defensive linemen have started all 16 games for the same team in the same year since 1992, when Tampa Bay's

Santana Dotson and Mark Wheeler started each contest... Recorded first career sack after taking down Chad Henne for a three-yard loss vs. Miami (9/25)... Also notched sacks at Oakland (10/16), at San Francisco (10/30) and against St. Louis (11/13)... Posted a season-high nine tackles vs. Jacksonville (11/20).

## COLLEGE

Started 27 of 44 contests combined at both Penn State University (2006-07) and Baylor University (2009-10)... Collected 107 tackles, 5.5 sacks, two fumble recoveries, a forced fumble, an interception and two blocked kicks... Started all 13 games as a senior, recording a career-best 62 tackles, two sacks and one forced fumble en route to earning All-Big 12 second team honors... In his first season at Baylor (2009), started nine of the 12 contests in which he appeared totaling 25 tackles, half a sack, and two blocked kicks... Saw action in 12 games, starting the final five, with 20 tackles, three sacks and a pair of fumble recoveries as a sophomore for Penn State... Part of a Nittany Lion defensive line that ranked seventh nationally in rushing defense (93.8 ypg), allowing only three runs of longer than 18 yards in 449 attempts in 2007... Appeared in seven games as a true freshman and did not record any statistics... Graduated with a degree in general studies.

## PERSONAL

Born Phillip Eugene Taylor... Native of Clinton, Md., where he attended Gwynn Park High School... Played on both the offensive and defensive lines... Earned all-state and Washington All-Metro first team honors as a senior after recording 77 tackles and 10 sacks as a senior... Traveled to Kenya on a mission trip with Baylor student-athletes in May 2010... Created the TaylorMade98 Foundation which creates initiatives for children.

## TAYLOR'S SINGLE-GAME CAREER HIGHS

**TACKLES:** 9 vs. Jacksonville 11/20/11

**SACKS:** 1, four times, most recent at St. Louis 11/13/11

**FORCED FUMBLES:** 1 at San Francisco 10/30/11

## TAYLOR'S CAREER DEFENSIVE STATISTICS

Year	Team	GP	GS	Tackles				Yds	Interceptions					Fumbles				Sp. T
				Tot	Solo	Asst	Sk		No.	Yds	Lg	TD	PD	FF	FR	Yds	Tackle	
2011	Cleveland	16	16	59	37	22	4.0	14.0	0	0	0	0	1	1	0	0	0	0

# JOE THOMAS



# 73

OFFENSIVE LINE

**HEIGHT:** 6-6 • **WEIGHT:** 312

**COLLEGE:** Wisconsin

**BIRTHDATE:** December 4, 1984

**HOW ACQUIRED:** D1A • '07

**YEAR WITH BROWNS:** 6<sup>th</sup> • **YEAR IN NFL:** 6<sup>th</sup>

## CAREER TRANSACTIONS

Originally drafted by Cleveland in the first round (3rd overall) of the 2007 NFL Draft.

**Pro Bowl Selections:** 5 (2007, 2008, 2009, 2010, 2011).

## SEASONAL REVIEWS

**2011:** Has started all 80 career games at left tackle and has not missed an offensive snap since joining the Browns as the third overall pick in the 2007 draft... Named as a starter to the AFC Pro Bowl squad, joining Hall of Fame running back Jim Brown (1958-66) as the only Browns selected to the Pro Bowl in each of their first five seasons in the league... The last Browns player to be named to five or more consecutive Pro Bowls was Hall of Fame running back Leroy Kelly, who earned the honor for the 1967-72 Pro Bowls... Thomas is one of 11 Browns to earn Pro Bowl honors five or more times... He joined Richmond Webb (Miami Dolphins, 1991-97) as the only NFL offensive linemen to be named to the Pro Bowl in each of their first five seasons since 1970... Selected as a first-team All-Pro by the Associated Press... Chosen to SI.com's All-Pro team... Named to the Pro Football



Weekly/Professional Football Writers of America All-NFL team... Part of an offensive line that led the way for 100-yard rushing performances by Chris Ogbonnaya (115 yards vs. Jacksonville 11/20) and Peyton Hillis (112 yards at Baltimore 12/24).

**2010:** Started all 16 games at left tackle and did not miss an offensive snap... Voted as a starter to the AFC Pro Bowl squad, the fourth straight year in which he was a member of the team... He is one of 19 Browns to earn Pro Bowl status four or more times and just one of five offensive linemen in club history to notch four or more consecutive trips... Selected as a first-team All-Pro selection by the Associated Press... Named to the Pro Football Weekly/Professional Football Writers of America All-NFL team... Selected to *The Sporting News* All-Pro team... Voted a co-captain on offense... Part of an offensive line that led the way for five individual 100-yard rushing performances and a running game that averaged 4.0 yards per rush attempt... Helped Peyton Hillis rush for 1,177 rushing yards and 11 touchdowns, tied for the fourth-highest total in the AFC and sixth in the NFL... In addition, the line allowed either none or only one sack seven times over the course of the season.

**2009:** Started all 16 games at left tackle and did not miss an offensive snap for the third year in a row... Named to third consecutive Pro Bowl to become the first Browns offensive lineman to do so since Hall of Famer Gene Hickerson (1969-71)... Selected as a first-team All-Pro selection by the Associated Press... Chosen to *Sl.com's* All-Pro team... Named to the Pro Football Weekly/Professional Football Writers of America All-NFL team... Voted a co-captain on offense... Helped the Browns to an average of 130.4 rushing yards per game, the eighth-most in the NFL... Helped pave the way for an individual club-record 286 rushing yards by Jerome Harrison at Kansas City (12/20)... Helped the team post four consecutive contests with more than 160 yards rushing, becoming the first Browns team to do that since 1968... Unit also allowed just 30 sacks, including only seven over the final seven games.

**2008:** Started all 16 games at left tackle and was named the starter for the AFC Pro Bowl squad for the second straight season... A second-team All-League selection by the Associated Press... Helped pave the way for Jamal Lewis to gain 1,000 yards for the second straight season... Played every offensive snap for the second consecutive season.

**2007:** In his rookie season, started all 16 games at left tackle and was named to the AFC Pro Bowl squad... Was one of only two Browns to take part in every offensive snap (C Hank Fraley)... Part of an offensive line that allowed only 19 sacks, which tied for third-fewest in the NFL and ranked as tied for third fewest in franchise history... Helped Jamal Lewis to rush for more than 1,000 yards in his first season in Cleveland... Named NFL Offensive Rookie of the Month for November as the Browns went 3-1 that month and averaged 401.7 yards of total offense in those three wins... Was only the fourth NFL rookie offensive lineman to reach the Pro Bowl at the time, joining Marcus McNeill (San Diego, 2007), Richmond Webb (Miami, 1991) and Chris Hinton (Baltimore, 1984)... Became the first Browns rookie selected to the Pro Bowl since linebacker Chip Banks (1982 season) and the first offensive lineman since right tackle Cody Risien (1987 season).

## COLLEGE

In 50 games at the University of Wisconsin (2003-06), started 38 contests at left offensive tackle and one at left defensive end... Only the fifth player in school history to be a semifinalist for the Lombardi Award (2005-06), given to the nation's outstanding college lineman... Also was only the second to receive that recognition twice in a career... In 2006, became the first Wisconsin player to win the Outland Trophy, given to the nation's top lineman, and the first Badger offensive lineman since Chris McIntosh in 1999 to earn Associated Press All-America first-team honors... In track, set the school indoor record in the shot put with a 62'1 $\frac{1}{4}$ " toss in 2005... Also excelled in the classroom; three times earning ESPN Academic All-District V and Academic All-Big Ten Conference honors... As a senior in 2006, was a unanimous All-America first-team selection... A team captain was also the recipient of the National Scholar-Athlete Postgraduate Scholarship (\$18,000) from the National Football Foundation and Hall of Fame... Also was a finalist for the Draddy Trophy, the National Football Foundation's academic award for college football's top scholar athlete... Finalist for the Wuerffel Trophy for community service, academic and athletic achievement... Appeared in 11 games as a true freshman at tight end in short-yardage situations... Shifted to left defensive end, starting vs. Auburn in the Music City Bowl when injuries depleted the Badgers' defensive line... Also appeared on the offensive line, becoming the first true freshman in the Barry Alvarez era to accomplish that feat... Business major, with an emphasis in real estate and urban land economics.

## PERSONAL

Born in Brookfield, Wis., where he attended Brookfield Central High School... Also lettered four times in both track and basketball... Captained the football and basketball teams his senior year and was a four-time Hon- or Roll student, in addition to garnering U.S. Army Academic All-America honors... In track, finished fifth in the national finals in the shot put as a junior and was second in the shot put and 10th in the discus at the 2003 Adidas Outdoor Championships... Won the 2003 Wisconsin state title in the shot put and discus and was the conference, regional and sectional champion in the shot put and discus during his final season... Named the 2010 Cleveland Browns Walter Payton Man of the Year and PFWA Dino Lucarelli Good Guy award winner... Embarked on a weeklong visit to U.S. troops at military bases throughout Southwest Asia in the annual renewal of the NFL-USO program during the 2010 offseason... Founded the "Blue Collar Corner" season ticket program which provided tickets, apparel and food for the Cleveland Building and Trades Council and the "Thomas' Troops" season ticket program which provided tickets, apparel and food for the USO of Northern Ohio... Married (Annie)... Wife is a former University of Wisconsin basketball player.

## THOMAS' CAREER GAMES PLAYED

Year	Team	Regular Season		Postseason	
		GP	GS	GP	GS
2007	Cleveland	16	16	0	0
2008	Cleveland	16	16	0	0
2009	Cleveland	16	16	0	0
2010	Cleveland	16	16	0	0
2011	Cleveland	16	16	0	0
Career		80	80	0	0

## DEPENDABLE DAWSON

For 23 consecutive games over the course of the 2010-2011 seasons, Browns kicker Phil Dawson notched at least one field goal. His feat of 23 consecutive contests with at least one field goal made set a franchise record, as he eclipsed his own mark of 15 straight games (2007-08). Prior to Dawson, the last NFL player with at least one field goal in at least 23 consecutive games was Indianapolis' Mike Vanderjagt from 12/22/02 through 10/24/04 (23 straight).

# KIANTE TRIPP



# 67

DEFENSIVE LINE

HEIGHT: 6-6 • WEIGHT: 305

COLLEGE: Georgia

BIRTHDATE: October 7, 1987

HOW ACQUIRED: FA - '11

YEAR WITH BROWNS: 2<sup>nd</sup> • YEAR IN NFL: 2<sup>nd</sup>

## CAREER TRANSACTIONS

Originally signed by Atlanta as an undrafted free agent on July 27, 2011... Waived by Atlanta on September 2, 2011... Signed by Cleveland

to the practice squad on October 12, 2011... Signed by Cleveland to the active roster on November 25, 2011.

## SEASONAL REVIEWS

**2011:** Played in three games as a reserve and recorded one tackle... Spent six weeks on the Browns' practice squad... Made NFL debut at Cincinnati (11/27).

## COLLEGE

Four-year letterman at the University of Georgia (2007-10)... Appeared in 36 career games as a defensive lineman, offensive lineman and tight end... Saw action in all 13 games on the defensive line as a senior and notched 13 tackles and 1.5 sacks... Majored in risk management and insurance.

## PERSONAL

A native of Atlanta, Ga., who attended Westlake (Ga.) High School... Played in the 2005 Georgia Athletic Coaches Association North-South All-Star game.

## TRIPP'S CAREER DEFENSIVE STATISTICS

Year	Team	Tackles						Interceptions					Fumbles					Sp. T
		GP	GS	Tot	Solo	Asst	Sk	Yds	No.	Yds	Lg	TD	PD	FF	FR	Yds	Tackle	
2011	Cleveland	3	0	1	0	1	0.0	0.0	0	0	0	0	0	0	0	0	0	0

# RAY VENTRONE



# 41

DEFENSIVE BACK

HEIGHT: 5-10 • WEIGHT: 200

COLLEGE: Villanova

BIRTHDATE: October 21, 1982

HOW ACQUIRED: FA - '09

YEAR WITH BROWNS: 4<sup>th</sup> • YEAR IN NFL: 7<sup>th</sup>

## CAREER TRANSACTIONS

Originally signed by New England as an undrafted free agent on April 28, 2005... Waived by New England on September 3, 2005... Signed by New England to the practice squad on September 4, 2005... Waived by New England on September 7, 2005... Signed by New England to the practice squad on September 9, 2005... Signed by New England to the active roster on January 30, 2006... Waived by New England on February 13, 2007... Signed by the New York Jets on February 21, 2007... Waived by the New York Jets on September 2, 2007... Signed by the New York Jets to the practice squad on September 4, 2007... Waived by the New York Jets on September 12, 2007... Signed by New England to the practice

squad on September 19, 2007... Signed by New England to the active roster on November 3, 2007... Waived by New England on November 7, 2007... Signed by New England to the practice squad on November 9, 2007... Signed by New England to the active roster on December 22, 2007... Waived by New England on September 5, 2009... Signed by Cleveland on September 16, 2009.

## SEASONAL REVIEWS

**2011:** Appeared in 14 games in a reserve role and posted three special teams tackles... Missed two contests due to a hamstring injury.

**2010:** Appeared in all 16 games in a reserve role... Tied for fifth on the club with nine special teams tackles... Also recovered a fumble on special teams... Part of a kickoff coverage group that led the NFL by allowing an average of only 17.8-yards per return... Also a member of a punt coverage unit that allowed an average of 7.1 yards per return, a figure that was fifth-best in the NFL... Named third alternate as a special teamer for the Pro Bowl... Added 10 tackles and a forced fumble on defense... Recorded a fumble recovery on kickoff coverage vs. New England (11/7) at the Patriots' 19, leading to a Peyton Hillis 2-yard TD run two plays later... Notched three tackles on defense and one forced fumble at Jacksonville (11/21)... Returned four kickoffs for 47 yards in finale against Pittsburgh (12/11)... Had a season-high two special teams tackles on three occasions.

**2009:** Appeared in 14 games, posting 12 special teams tackles, a figure which was third on the team... Had a pair of special teams stops at Chicago (11/1) and at Detroit (11/22)... Also played a key role on both kickoff return and kickoff coverage, helping the Browns to an NFL-best average starting position of 31.4 and to a league-best defensive kickoff return average of 18.9... Made Browns debut at Denver (9/20)... Added three tackles

on defense, all of which came in finale vs. Jacksonville (1/3/10).

**2008:** Saw action in the first 15 games of the season, recording six tackles on special teams... Spent time on the special teams coverage units and also saw limited time as a wide receiver.

**2007:** Appeared in two regular season games and two playoff contests while also spending time on the Patriots' practice squad... Made his NFL debut, against Indianapolis Colts (11/4) and saw action on special teams... Notched first career special teams tackle against the New York Giants in Super Bowl XLII (2/3/08).

**2006:** Placed on injured reserve on August 30 and missed the entire season.

**2005:** Spent 15 weeks on the Patriots' practice squad.

## VENTRONE'S CAREER DEFENSIVE STATISTICS

Year	Team	Tackles					Interceptions					Fumbles				Sp. T
		GP	GS	Tot	Solo	Asst	Yds	No.	Yds	Lg	TD	PD	FF	FR	Yds	
2006	New England															
2007	New England	2	0	0	0	0	0.0	0.0	0	0	0	0	0	0	0	0
2008	New England	15	0	0	0	0	0.0	0.0	0	0	0	0	0	0	0	6
2009	Cleveland	14	0	3	3	0	0.0	0.0	0	0	0	0	0	0	0	12
2010	Cleveland	16	0	10	9	1	0.0	0.0	0	0	0	0	1	1	0	9
2011	Cleveland	14	0	0	0	0	0.0	0.0	0	0	0	0	0	0	0	3
<b>NFL Totals</b>		<b>61</b>	<b>0</b>	<b>13</b>	<b>12</b>	<b>1</b>	<b>0.0</b>	<b>0.0</b>	<b>0</b>	<b>0</b>	<b>0</b>	<b>0</b>	<b>1</b>	<b>1</b>	<b>0</b>	<b>30</b>
Additional Special Teams Stats: Fumble Recoveries: 1 in 2010; 4 kick off returns for 47 yards (11.8 average) with a long of 17																

## SENECA WALLACE



**HEIGHT:** 5-11 • **WEIGHT:** 205

**COLLEGE:** Iowa State

**BIRTHDATE:** August 6, 1980

**HOW ACQUIRED:** TR. (SEA.) - '10

**YEAR WITH BROWNS:** 3<sup>rd</sup> • **YEAR IN NFL:** 10<sup>th</sup>

### CAREER TRANSACTIONS

Originally drafted by Seattle in the fourth round (110th overall) of the 2003 NFL Draft... Traded to Cleveland from Seattle in exchange for a 2011 seventh-round draft choice.

### SEASONAL REVIEWS

**2011:** Played in six games with three starts... Completed 55 of 107 passes for 567 yards with two touchdowns and two interceptions... Also rushed for 70 yards on seven carries and caught one pass for 21 yards... Dressed as the backup quarterback and did not see action in 10 contests... Completed a 76-yard touchdown pass to Greg Little on third-and-8 in the third quarter at Arizona (12/18)... It was the second-longest pass of his career and the longest pass play by the Browns since Derek Anderson hit Braylon Edwards for a 78-yard score on September 30, 2007 against Baltimore... Had a 21-yard reception from Colt McCoy

### COLLEGE

Appeared in 35 games at Villanova University (2001-04), registering 251 tackles (198 solo), two sacks, 11 passes defended, five forced fumbles and four fumble recoveries... Selected to the All Atlantic-10 Conference first team as a junior... Majored in finance.

### PERSONAL

Born Raymond Ventrone in Pittsburgh, Pa... Goes by the nickname "Bubba"... A three-time all-conference performer at Chartiers Valley (Pa.) High School... Set three high school records in track and field: long jump (22'6"), triple jump (45'1") and 100M (10.8)... Active in the Cleveland community, participating in several 'Shop with a Pro' events... Brother, Ross, who also played at Villanova, is a defensive back for the New England Patriots... Married (Katie) with two daughters (Ava and Ella).

vs. St. Louis (11/13).

**2010:** Played in eight games with four starts... Was inactive for three games with an ankle injury and dressed but did not play in five others... Completed 64 of 101 passes (63.4%) for 694 yards with four touchdowns, two interceptions and an 88.5 rating... Posted a rating of 100.0 or higher in two of four starts... Made Browns debut and recorded one reception at Tampa Bay (9/12), on a nine-yard pass from Joshua Cribbs... Made first start with the Browns, filling in for an injured Jake Delhomme, against Kansas City (9/19) and completed 16 of 31 passes for 229 yards with one touchdown and one interception... Became the first Browns quarterback to record a rating of over 100.0 against the Ravens with a 103.0 mark at Baltimore (9/26)... Recorded a 124.0 quarterback rating against Atlanta (10/10), which marked the second-highest of his career.

**2009:** Appeared in 13 games with two starts, completing 78 of 120 passes for 700 yards with three touchdowns and two interceptions... Added one rushing touchdown on 16 attempts and two receptions for 29 yards... Saw action at quarterback for one snap against St. Louis (9/13) and passed to Matt Hasselbeck who then passed back to Wallace for a gain of 24 yards... Established career highs in attempts (45) and completions (33) as he threw for 257 yards and one touchdown against Indianapolis (10/4) adding a rushing score, the first of career... His 33 completions tied for second most in team history... Saw action at quarterback in the fourth quarter against Jacksonville (10/11) and engineered a 16-play (five first downs), game-ending drive that ran the final 11:53 off of the clock... Saw action at both quarterback and wide receiver at Arizona (11/15), completing a pass for 16 yards and recording one reception for five yards.

**2008:** Saw his most extensive action with eight starts... Set career highs in nearly every major passing category, including attempts (242), completions (141), yards (1,532) and touchdowns (11)... Connected with Koren Robinson for a team-record 90-yard touchdown pass on the first play against Philadelphia (11/2)... From games 6-9 and 13-16, set a club record

with 184 consecutive passes without an interception, surpassing Matt Hasselbeck's mark of 159 set in 2005... Posted a career-high passer rating of 128.9 against New England (12/7), completing 20 of 28 passes for 212 yards and tied a career-high with three touchdown passes.

**2007:** Appeared in 10 contests... Hauled in first career reception on a pass from Hasselbeck at San Francisco (9/30) for 18 yards... Recorded a 28-yard reception against New Orleans (10/14)... Went 17 of 22 passing for 206 yards with two touchdowns and one interception in finale at Atlanta (12/30).

**2006:** Saw action in eight games with four starts... Started four consecutive games, throwing at least one touchdown pass in each contest, leading the Seahawks to a 2-2 mark... Logged first career start at Kansas City (10/29), going 15 of 30 passing for 198 yards with three touchdowns and two interceptions.

**2005:** Appeared in seven contests, completing 13 of 25 passes for 173 yards with one touchdown and one interception... Saw his most extensive action at Green Bay (11/06), going 9 of 17 passing for 98 yards with one touchdown and one interception... Made NFL debut against Arizona (9/25), completing his only pass attempt for 42 yards (to Peter Warrick)... Hauled in a 28-yard reception that helped set up Seattle's first score in the NFC Championship game against Carolina (1/22/06)... Lined up as receiver in two postseason contests, including Super Bowl XL against Pittsburgh.

**2004:** Served as the team's third quarterback for all 16 games.

**2003:** Served as the team's third quarterback for all 16 games.

## COLLEGE

Originally recruited as a defensive back by Oregon State University, but left when his mother became ill, enrolling closer to home at Sacramento City (Calif.) Junior College... Joined the Iowa State University (2001-02) program in 2001 and was named Big 12 Newcomer of the Year... In two seasons at ISU, completed 411 of 712 passes (57.7%) for 5,289 yards, 26 touchdowns, and 27 interceptions, adding 912 yards and 15 scores on 237 carries (3.8 avg.) in 25 games... Only Alex Espinoza (5,307, 1984-86) gained more yards passing in school history... His 6,201 yards in total offense shattered Espinoza's previous all-time school mark of 5,018

yards... Was a consensus All-Big 12 Conference second-team choice as senior... Started every game, setting school season records as he completed 244 of 443 passes (55.1%) for 3,245 yards with 15 touchdowns... Gained 437 rushing yards with eight touchdowns on 123 carries (3.6 avg.)... All-Big 12 honorable mention as a junior after completing 167 of 269 passes (62.1%) for 2,944 yards and 11 touchdowns... Gained 475 rushing yards with seven scores on 114 carries (4.2 avg.) in 11 regular season games... JUCO All-America and all-conference selection as a sophomore at Sacramento City Junior College, as he passed for 3,675 yards and 22 touchdowns and rushed for 550 yards on 49 carries for nine touchdowns... Majored in sociology.

## PERSONAL

Attended Rancho Cordova (Sacramento, Calif.) High School... All-CIF second-team pick as a junior, adding All-Sierra Conference and All-City first-team honors as a senior... Played basketball and was named first-team All-Sierra Conference and received honorable mention for the All-Sacramento team... Lettered twice in football and three times in basketball... Established a program entitled "Joyce's Angels", which raises charitable donations and awareness to fund research to find a cure for multiple myeloma... Fiancée (Abbie).

### WALLACE'S SINGLE-GAME CAREER HIGHS

**PASSING ATTEMPTS:** 45 at Indianapolis 10/4/09  
**COMPLETIONS:** 33 at Indianapolis 10/4/09  
**PASSING YARDS:** 257 at Indianapolis 10/4/09  
**PASSING TDs:** 3 vs. New England 12/7/08; vs. Kansas City 10/26/06  
**LONG PASS:** 90t vs. Philadelphia 11/2/08  
**QB RATING:** 128.9 vs. New England 12/7/08  
**INTERCEPTIONS:** 3 at San Francisco 11/19/06  
**CONSECUTIVE PASS ATTEMPTS WITHOUT INT:** 184 (at Tampa Bay 10/19/08-to at Arizona 12/28/08)  
**RUSH ATTEMPTS:** 5 vs. Cincinnati 10/3/10  
**RUSH YARDS:** 49 vs. Oakland 11/6/06  
**LONG RUSH:** 37 vs. Oakland 11/6/06  
**RUSH TOUCHDOWNS:** 1 at Indianapolis 10/4/09  
**LONG RUSH:** 37 vs. Oakland 11/6/06  
**RECEPTIONS:** 1, six times, most recent at vs. St. Louis 11/13/11  
**RECEIVING YARDS:** 29 vs. New Orleans 10/14/07  
**LONG RECEPTION:** 29 vs. New Orleans 10/14/07

## WALLACE'S CAREER PASSING STATISTICS

Year	Team	GP	GS	*(W-L)				Pct.	Yds	Yds/Att.	TD	Int	Lg	Sk	Yds.		QB Rating
				Record	Att	Cmp									Lost		
2003	Seattle	0	0	0-0	0	0	0.0%	0	0.0	0	0	0	0	0	0		0.0
2004	Seattle	0	0	0-0	0	0	0.0%	0	0.0	0	0	0	0	0	0		0.0
2005	Seattle	7	0	0-0	25	13	52.0%	173	6.9	1	1	42	3	20	70.9		
2006	Seattle	8	4	2-2	141	82	58.2%	927	6.6	8	7	49t	14	83	76.2		
2007	Seattle	10	0	0-0	28	19	56.5%	215	7.7	2	1	45t	3	13	99.6		
2008	Seattle	10	8	3-5	242	141	50.2%	1,532	6.3	11	3	90t	14	76	87.0		
2009	Seattle	13	2	0-2	120	78	65.0%	700	5.3	3	2	39t	9	59	81.9		
2010	Cleveland	8	4	1-3	101	64	63.4%	694	6.9	4	2	65t	6	33	88.5		
2011	Cleveland	6	3	0-3	107	55	51.4%	567	5.9	2	2	76t	6	30	65.5		
<b>NFL</b>	<b>Totals</b>	<b>62</b>	<b>21</b>	<b>6-15</b>	<b>764</b>	<b>452</b>	<b>59.2%</b>	<b>4,808</b>	<b>6.3</b>	<b>31</b>	<b>18</b>	<b>90t</b>	<b>55</b>	<b>314</b>	<b>84.4</b>		

\*as a starter

## GOAL-LINE STRONG

The Browns' defense produced four goal-line stands in 2011, including one against Jacksonville (11/20) at the end of regulation to seal a 14-10 victory. For the season, the Browns ranked third in the NFL in red zone defense.

### 2011 NFL RED ZONE DEFENSE LEADERS

TEAM	POSS.	PTS.	TD	TD%
1. Baltimore	42	157	16	38.1
2. Arizona	58	232	23	39.7
3. Cleveland	49	200	20	40.8



## WALLACE'S CAREER OFFENSIVE STATISTICS

Year	Team	GP	GS	Rushing				Lg	TD	Receiving				Lg	TD
				Att	Yds	Avg				Rec	Yds	Avg.			
2003	Seattle	0	0	0	0	0.0		0	0	0	0	0.0		0	0
2004	Seattle	0	0	0	0	0.0		0	0	0	0	0.0		0	0
2005	Seattle	7	0	6	-5	-0.8		0	0	0	0	0.0		0	0
2006	Seattle	8	4	12	122	10.2		37	0	0	0	0.0		0	0
2007	Seattle	10	0	4	17	4.3		11	0	2	47	23.5		29	0
2008	Seattle	10	8	16	78	4.9		23	0	0	0	0.0		0	0
2009	Seattle	13	2	16	2	0.1		10	1	2	29	14.5		24	0
2010	Cleveland	8	4	7	9	1.3		6	0	1	9	9.0		9	0
2011	Cleveland	6	3	7	70	10.0		27	0	1	21	21.0		21	0
NFL	Totals	62	21	68	293	4.3		37	1	6	106	17.7		29	0

## T.J. WARD



# 43

DEFENSIVE BACK

HEIGHT: 5-10 • WEIGHT: 200

COLLEGE: Oregon

BIRTHDATE: December 12, 1986

HOW ACQUIRED: D2A • '10

YEAR WITH BROWNS: 3<sup>rd</sup> • YEAR IN NFL: 3<sup>rd</sup>

### CAREER TRANSACTIONS

Originally drafted by Cleveland in the second round (38th overall) of the 2010 NFL Draft.

### SEASONAL REVIEWS

**2011:** Started each of the first eight games at strong safety... Inactive for the next six with a foot sprain sustained at Houston (11/6) before being placed on injured reserve on December 22... Helped the Browns finish second in the NFL in pass defense, Cleveland's highest finish in that category since 1962... Notched 38 tackles, a sack, three passes defended and a forced fumble... Added one tackle on special teams... Notched first career sack with an eight yard takedown of Charlie Whitehurst against Seattle (10/23).

**2010:** Started all 16 games, becoming the first Browns rookie defensive back to do that since Antonio Langham in 1994... Led the team with 105 tackles, a figure which also topped all NFL rookies... Added two interceptions, 10 passes defended and a forced fumble... Interception total tied for second on the club... Recorded a team-high 18 tackles on special teams... Part of a kickoff coverage group that led the NFL by allowing an average of only 17.8-yards per return... Also a member of a punt coverage unit that allowed an average of 7.1 yards per return,

a figure that was fifth-best in the NFL... Became the first rookie to lead the Browns in defensive tackles since linebacker Wali Rancier in 1999... Became the first rookie to start a season opener (at Tampa Bay, 9/12) at safety for the Browns since Brian Washington in 1988... In that opener, Ward also established a season-high with 10 tackles on defense, a figure he would later match at Pittsburgh (10/17)... Also forced a fumble in the opener... Blocked a 30-yard field goal attempt against Atlanta (10/10)... Recorded two interceptions off David Garrard at Jacksonville (11/21) to become the first Browns rookie since December 16, 2001 (Anthony Henry vs. Jacksonville) to record a multi-interception game... Posted a season-high four special teams tackles, three of which came on punt coverage, at Buffalo (12/12)... Named by the PFW/PFWA to the All-Rookie team as both a safety and special teamer.

### COLLEGE

A former walk-on at the University of Oregon (2006-09)... Recorded 190 tackles, three interceptions and one sack in 37 career games... Saw action in eight contests as a redshirt senior, recording one interception and ranking fifth on the team with 68 tackles, despite missing five games... Ended his collegiate career with a 10-tackle performance vs. Ohio State in the Rose Bowl... Appeared in 13 games as a junior, leading Oregon with 101 tackles, ranking fifth in the conference... Earned honorable mention Pacific-10 all-conference honors in 2008... Majored in sociology.

### PERSONAL

Full name is Terrell Ray Williams Ward Jr... Native of San Francisco, Calif., and attended De La Salle (Concord, Calif.) High School... Helped De La Salle extend its winning streak to 151 games and three straight national championships... Father, Terrell, was drafted by the Philadelphia Eagles in the seventh round of the 1980 draft out of San Diego State University... Younger brother, Terron, is a sophomore at Oregon State University... Active in the Cleveland community, volunteering at local hospitals and schools... Named the Browns' Maurice Bassett award winner in 2010 for the most outstanding rookie in training camp.

### WARD'S SINGLE-GAME CAREER HIGHS

**TACKLES:** 10, twice, most recent at Pittsburgh 10/17/10  
**FORCED FUMBLE:** 1 at Tampa Bay 9/12/10; vs. Seattle 10/23/11  
**INTERCEPTIONS:** 2 at Jacksonville 11/21/10  
**INT RETURN YARDS:** 39 at Jacksonville 11/21/10  
**LONG INT RETURN:** 23 at Jacksonville 11/21/10

### GOING DEEP

Quarterback Jeff Garcia connected with wide receiver Andre' Davis for a 99-yard touchdown pass during the first quarter of a 34-17 Browns victory at Cleveland Browns Stadium on October 17, 2004. The play was the longest from scrimmage in team history and tied an NFL record for longest pass completion. Entering the 2012 season, a 99-yard pass has been accomplished 13 times in league history, including once against the Browns when Washington Redskins quarterback George Izo connected with wide receiver Bobby Mitchell on September 15, 1963 at Municipal Stadium.

## WARD'S CAREER DEFENSIVE STATISTICS

Year	Team	Tackles						Interceptions					Fumbles					Sp. T
		GP	GS	Tot	Solo	Asst	Sk	Yds	No.	Yds	Lg	TD	PD	FF	FR	Yds	Tackle	
2010	Cleveland	16	16	105	80	25	0.0	0.0	2	39	23	0	10	1	0	0	18	
2011	Cleveland	8	8	38	27	11	1.0	8.0	0	0	0	0	3	1	0	0	1	
NFL Totals		24	24	143	107	36	1.0	8.0	2	39	23	0	13	2	0	0	19	

Additional Special Team Stats: Blocked Field Goal: 1 in 2010

## BENJAMIN WATSON



# 82

TIGHT END

**HEIGHT:** 6-3 • **WEIGHT:** 255

**COLLEGE:** Georgia

**BIRTHDATE:** December 18, 1980

**HOW ACQUIRED:** UFA (N.E.) • '10

**YEAR WITH BROWNS:** 3<sup>rd</sup> • **YEAR IN NFL:** 9<sup>th</sup>

Delhomme (at Miami 12/5)... Against the Dolphins, set a career-high with 10 receptions, totaling 100 yards.

**2009:** Appeared in 16 games with seven starts... Ranked fifth on the team with 29 receptions for 404 yards and five touchdowns... Recorded a season-high six receptions for 77 yards, while matching a career-best with two touchdowns against Buffalo (9/14).

**2008:** Played in 14 games with nine starts... Finished fifth on the team with 22 receptions for 209 yards and two touchdowns... Tallied season highs with eight receptions for 88 yards and one touchdown against the New York Jets (11/13)... Registered his second touchdown reception of the season with a two-yard scoring strike from Matt Cassel in the Patriots' comeback win at Seattle (12/7).

**2007:** Saw action in 12 games with eight starts... Recorded a career-high six touchdown receptions... Set single-game highs in receiving yards (107) and touchdowns (2) in a victory over Cleveland (10/7)... Member of special teams unit that blocked for Ellis Hobbs' NFL record-setting 108-yard kickoff return for a touchdown in opener at N.Y. Jets (9/9)... Recorded a touchdown reception in each of the first three games of the season... Hauled in his sixth touchdown catch of the season, on a three-yard score in the Patriots' win at Buffalo (11/18)... Tied the Patriots' playoff record for most touchdown receptions in a game with a pair of scores in the team's Divisional playoff victory over Jacksonville (11/2/08).

### CAREER TRANSACTIONS

Originally drafted by New England in the first round (32nd overall) of the 2004 NFL Draft... Signed by Cleveland as an unrestricted free agent on March 12, 2010.

### SEASONAL REVIEWS

**2011:** Started 11 of the 13 games in which he played... Caught 37 passes for 410 yards and two touchdowns... Finished third on the team in receptions and receiving yards... Had three catches for 45 yards vs. Cincinnati (9/11), including a 34-yard touchdown grab... Along with a two-yard touchdown catch by Evan Moore, it marked the first time that two Browns tight ends had a touchdown catch in the same game since October 1, 2006 at Oakland when Kellen Winslow and Darrell Dinkins accomplished the feat... Hauled in a season-high six receptions for 48 yards vs. Tennessee (10/2) and scored on a 10-yard pass from Colt McCoy on fourth-and-nine in the fourth quarter... Appeared in his 100th career regular season contest at Pittsburgh (12/8) and caught two passes for 11 yards before leaving the game in the second quarter with a concussion... Placed on injured reserve on December 16.

**2010:** Started a career-high 16 games and led the team in all three receiving categories with 68 receptions for 763 yards and three touchdowns... Reception total was 10th in the AFC, first among AFC tight ends and fifth among NFL tight ends... Reception total also was the sixth-highest single-season figure by a Browns tight end... Yardage figure was second among AFC tight ends, trailing only Antonio Gates (782)... It also was fifth-most among all NFL tight ends and was the eighth-most ever by a Browns tight end... Became the first tight end to lead the Browns in receiving yards since Ozzie Newsome (711) in 1985... Was one of three tight ends (Zach Miller, Vernon Davis) to lead their club in both receptions and receiving yards... Had five or more catches in a game on eight occasions... Hauled in a career-long 44-yard reception from Seneca Wallace against Kansas City (9/19)... Recorded touchdown receptions from Wallace (at Baltimore 9/26), Colt McCoy (at Pittsburgh 10/17) and Jake

**2006:** Started all 13 games in which he appeared and finished second on the team with 49 receptions for 643 receiving yards with three touchdowns... Led the team with 95 receiving yards on seven receptions with a touchdown at Minnesota (10/30)... Led the team with five receptions and 74 receiving yards, including a touchdown, at Green Bay (11/19)... Tied for the team lead with six receptions for a team-high 87 receiving yards and a touchdown against Chicago (11/26)... Led the team with five receptions and 48 yards in the AFC Championship Game at Indianapolis (1/21/07).

**2005:** Played in 15 games with nine starts... Led all New England tight ends with 29 receptions for 441 yards and four touchdowns... Snared his first career touchdown, on a 33-yard pass from Tom Brady, against Atlanta (10/9)... Led the team with 66 receiving yards on four receptions against New Orleans (11/20)... Led the team with five receptions and 91 receiving yards, including a 63-yard touchdown in the Wild Card Playoff game against Jacksonville (1/7/06), marking the longest touchdown reception in Patriots playoff history.

**2004:** Started only game in which he played... Made NFL debut against Indianapolis (9/9) and recorded two receptions for 16 yards... Placed on injured reserve with a knee injury on September 29.

### COLLEGE

Registered 73 receptions for 945 receiving yards (12.9 avg.) and seven touchdowns during his collegiate career... Began his career at Duke University (1999), catching eight passes for 93 yards and one touchdown... As a three-year letterman at the University of Georgia (2001-03), recorded 65 receptions for 852 yards (13.6 avg.) and six touchdowns... Served as

offensive team captain as a senior... A preseason All-America and All-Southeastern Conference selection as a senior... Posted 23 receptions for 324 yards and two touchdowns as a senior... Started 13 games as a junior, registering 31 catches for 341 yards and three touchdowns... Majored in finance.

## PERSONAL

Born Benjamin Seth Watson in Norfolk, Va... Attended Northwestern (Rock Hill, S.C.) High School... Recorded 31 receptions for 515 yards and five touchdowns as a senior... Helped lead the team to the state championship his junior year... Traveled to Israel with Patriots owner Robert Kraft and a group from the Boston area in 2008... In the winter of 2007, traveled with a small group of NFL players on a USO tour visiting U.S. military bases in Iraq and Afghanistan... Has traveled to China as a Patriots ambassador... Lists photography as a hobby... Member of

National Honor Society and Fellowship of Christian Athletes... Created the One More Foundation which is dedicated to spreading the love and hope of Christ to one more soul... The foundation's website is [www.WatsonOne-More.org](http://www.WatsonOne-More.org)... Recipient of 2012 Athletes in Action Call to Courage Award... Married (Kirsten) with two daughters (Grace Makayla and Naomi Love) and a son (Isaiah Benjamin).

## WATSON'S SINGLE-GAME CAREER HIGHS

**RECEPTIONS:** 10 at Miami 12/5/10

**RECEIVING YARDS:** 107 vs. Cleveland 10/7/07

**RECEIVING TDs:** 2, three times, most recent vs. Buffalo 9/14/09

**LONG RECEPTION:** 44 vs. Kansas City 9/19/10

## Career 100-Yard Receiving Regular Season Games (2)

107 vs. Cleveland 10/07/07 (6-107-2)

100 at Miami 12/05/10 (10-100-1)

## WATSON'S CAREER OFFENSIVE STATISTICS

Year	Team	GP	GS	Receiving					TD	Rushing				
				Rec	Yds	Avg	Lg			Att	Yds	Avg.	Lg	TD
2004	New England	1	1	2	16	8.0	14		0	0	0	0.0	0	0
2005	New England	15	9	29	441	15.2	35	4	0	0	0	0.0	0	0
2006	New England	13	13	49	643	13.1	40	3	0	0	0	0.0	0	0
2007	New England	12	8	36	389	10.8	35	6	1	11	11.0	11	0	0
2008	New England	14	9	22	209	9.5	29	2	0	0	0	0.0	0	0
2009	New England	16	7	29	404	13.9	36	5	0	0	0	0.0	0	0
2010	Cleveland	16	16	68	763	11.2	44	3	1	-1	-1.0	-1	0	0
2011	Cleveland	13	11	37	410	11.1	34	2	0	0	0.0	0	0	0
NFL	Totals	100	74	272	3,275	12.0	44	25	2	10	5.0	11	0	0

## WATSON'S CAREER POSTSEASON OFFENSIVE STATISTICS

Year	Team	GP	GS	Receiving					TD	Rushing				
				Rec	Yds	Avg	Lg			Att	Yds	Avg.	Lg	TD
2004	New England													
2005	New England	2	2	5	91	18.2	63	1	0	0	0	0.0	0	0
2006	New England	3	2	5	81	8.1	19	0	0	0	0	0.0	0	0
2007	New England	3	3	3	20	6.7	9	2	0	0	0	0.0	0	0
2009	New England	1	0	1	3	3.0	3	0	0	0	0	0.0	0	0
NFL	Totals	9	7	19	195	10.3	63	3	0	0	0	0.0	0	0

# EDDIE WILLIAMS



# 44

FULLBACK

**HEIGHT:** 6-1 • **WEIGHT:** 242

**COLLEGE:** Idaho

**BIRTHDATE:** August 22, 1987

**HOW ACQUIRED:** FA - '11

**YEAR WITH BROWNS:** 2<sup>nd</sup> • **YEAR IN NFL:** 2<sup>nd</sup>

## CAREER TRANSACTIONS

Originally drafted by Washington in the seventh round (221st overall) of the 2009 NFL Draft... Waived by Washington on September 5, 2009... Signed by Washington to the practice squad on September 7, 2009... Signed by Washington to the active roster on November 2, 2009... Signed by Chicago on March 10, 2010... Waived by Chicago on September 4, 2010... Signed by Chicago to the practice squad on September 5, 2010... Waived by Chicago on September 2, 2011... Signed by Cleveland to the practice squad on September 7, 2011... Signed by Seattle to the active roster on September 13, 2011... Waived by Seattle on October 3, 2011... Signed by Seattle to the practice squad on October 5, 2011... Waived by Seattle on October 12, 2011... Signed by Cleveland to the practice squad on November 8, 2011... Signed by Cleveland to the active roster on December 16, 2011.

## SEASONAL REVIEWS

**2011:** Appeared in three games with the Seahawks and three games with the Browns... Spent two weeks on the Seahawks' practice squad and five weeks on the Browns' practice squad... Made NFL debut on September 18 at Pittsburgh... While with Seattle, rushed for two yards on two carries and caught one pass for 17 yards.

**2010:** Spent the entire season on the Bears' practice squad.

**2009:** Spent the first seven weeks of the season on the Redskins' practice squad before being elevated to the 53-man roster... Inactive for three games before being placed on injured reserve on November 24.

## COLLEGE

Four-year letterman at the University of Idaho (2005-08)... Totaled 100 career receptions for 1,205 yards and 11 touchdowns as a wide receiver... Also amassed 195 rushing yards and three scores on 19 attempts...

## WILLIAMS' CAREER OFFENSIVE STATISTICS

Year	Team	GP	GS	Rushing			Lg	TD	Receiving			Lg	TD
				Att	Yds	Avg			Rec	Yds	Avg.		
2011	Sea./Cle.	6	0	2	2	1.0	1	0	1	17	17.0	17	0

# ROD WINDSOR



# 13

WIDE RECEIVER

**HEIGHT:** 6-1 • **WEIGHT:** 215

**COLLEGE:** Western New Mexico

**BIRTHDATE:** April 24, 1985

**HOW ACQUIRED:** FA - '11

**YEAR WITH BROWNS:** 2<sup>nd</sup> • **YEAR IN NFL:** 2<sup>nd</sup>

## CAREER TRANSACTIONS

Originally signed by Cleveland to the practice squad on November 30, 2010... Released by Cleveland on December 7, 2010... Signed by Buffalo to the practice squad on December 28, 2010... Signed by Cleveland on January 19, 2011... Waived by Cleveland on September 3, 2011... Signed by Cleveland to the practice squad on September 4, 2011... Signed by Cleveland to the active roster on December 22, 2011.

# USAMA YOUNG



# 28

DEFENSIVE BACK

**HEIGHT:** 6-0 • **WEIGHT:** 200

**COLLEGE:** Kent State

**BIRTHDATE:** May 5, 1985

**HOW ACQUIRED:** UFA (N.O.) - '11

**YEAR WITH BROWNS:** 2<sup>nd</sup> • **YEAR IN NFL:** 6<sup>th</sup>

As a senior, earned first-team All-Western Athletic Conference honors after leading the team in receptions, receiving yards and touchdown receptions... Majored in business.

## PERSONAL

Native of San Mateo, Calif., where he attended Aragon High School... Also played basketball and competed in track... Was the MVP of his track team... Works with the Students Rising Above organization in Bay Area, California... Works with Mars Hill Church in Bellevue, Washington... Married (Sarah).

## SEASONAL REVIEWS

**2011:** Spent 15 weeks on the practice squad before being inactive for the final two games of the season... Also played with the Arizona Rattlers of the Arena Football League... Helped Arizona to a league-best 16-2 record, while he ranked among the league leaders in receptions (3rd-156), receiving yards (5th-1,830) and touchdowns (7th-36).

**2010:** Spent one week on the Browns' practice squad and one week on the Bills' practice squad... Also played with the Sacramento Mountain Lions of the UFL and with the Arizona Rattlers of the Arena Football League... Named the AFL's Rookie of the Year after recording 193 catches for 2,372 yards and 47 touchdowns... Added seven rushing scores.

**2009:** Played with the Rio Grande Valley Dorados of the arenafootball2 league, earning Offensive Player of the Year and Rookie of the Year awards... Registered 184 receptions for 2,364 yards and 59 touchdowns.

## COLLEGE

Attended Western New Mexico University (2006-07) and totaled 81 receptions for 1,118 yards, six touchdowns as a senior... Played quarterback until his senior season... Led the team in both passing (1,361) and rushing (886) yards in 2006... Began collegiate career at Garden City (Kansas) Community College.

## PERSONAL

Native of Bessemer, Ala... Attended Jess Lanier (Bessemer, Ala.) High School... Lists favorite movie as Braveheart.

## CAREER TRANSACTIONS

Originally drafted by New Orleans in the third round (66th overall) of the 2007 NFL Draft... Signed by Cleveland as an unrestricted free agent on July 30, 2011.

## SEASONAL REVIEWS

**2011:** Saw action in all 16 games with eight starts... Helped the Browns finish second in the NFL in pass defense (184.9 ypg), Cleveland's highest finish in that category since 1962... Recorded 66 tackles, an interception and a pass defended... Added five stops on special teams... Intercepted a Kerry Collins pass in the fourth quarter at Indianapolis (9/18) which he returned a career-long 28 yards to the Colts' 21 to set up a field goal seven plays later... Recorded a career-high 10 tackles vs. Jacksonville (11/20).

**2010:** Appeared in 11 games with three starts... Finished with 16 tackles, one sack and 12 special teams stops... Recorded his first career sack



after a takedown of Jimmy Clausen at Carolina (10/3)... Opened contests against Cleveland (10/24), vs. Philadelphia (10/31) and against Seattle (11/21)... Recorded a career-best three passes defended against the Seahawks.

**2009:** Saw action in 12 games with one start... Finished with nine tackles and one interception on defense, while adding six stops and a fumble recovery on special teams... Appeared in three games during the Saints' Super Bowl title run, recording two tackles and tying for the team lead with four special teams stops... Recorded four tackles and an interception in the end zone to prevent a potential Rams touchdown at St. Louis (11/15)... Notched a fumble recovery on punt coverage at Washington (12/6)... Tallied two special teams tackles in Super Bowl XLIV against Indianapolis (2/7/10).

**2008:** Opened two of the 15 games in which he appeared... Finished second on the club with 19 special teams stops and added a fumble recovery... Registered a career-high 27 tackles and two interceptions... Notched two special teams tackles and recovered a fumble on kickoff coverage vs. San Diego (10/26)... Recorded four tackles, two special teams stops and his first career interception, off Tyler Thigpen at Kansas City (11/16)... Registered three tackles and an interception at Detroit (12/18).

**2007:** Played in 14 games, contributing primarily as a reserve on defense and on special teams... Led the team with 20 special teams tackles and added 10 stops on defense... Made NFL debut at Indianapolis (9/6), totaling two special teams tackles.

## COLLEGE

Opened 37 of 45 games at Kent State University (2003-06)... Totaled 198 career tackles, nine interceptions, three forced fumbles, two fumble recoveries and one blocked kick... Second team All-Mid American Conference selection as a senior after posting a career-high 60 tackles, two interceptions, three forced fumbles and a blocked punt... Graduated with an Educational Studies degree in May, 2009.

## PERSONAL

Native of Largo (Md.), where he attended Largo High School... Also lettered in track and baseball... Selected by voters on NFL.com as winner of league's "Super Ad" competition in 2008, appearing in a national advertisement during Super Bowl XLIII with his father, LeRoi... The ad spotlighted his job as a youth working as a snacks and drinks vendor at Washington Redskins games... Founded the Usama Young Youth Foundation, which serves as a vehicle for building athletic skills and fostering positive academic and social skills through sport for youth in the Washington Metropolitan community... Very active in the Cleveland community, volunteering for numerous school and hospital visits... Founded the "Young's Youth" season ticket program which provided tickets, apparel and food for several organizations.

### YOUNG'S SINGLE-GAME CAREER HIGHS

**TACKLES:** 10 vs. Jacksonville 11/20/11

**SACKS:** 1 at Carolina 10/3/10

**INTERCEPTIONS:** 1, four times, most recent at Indianapolis 9/18/11

**LONG INT RETURN:** 28 at Indianapolis 9/18/11

**PBU:** 3 vs. Seattle 11/22/09

## YOUNG'S CAREER DEFENSIVE STATISTICS

Year	Team	GP	GS	Tackles				Yds	Interceptions				TD	PD	Fumbles			Sp. T
				Tot	Solo	Asst	Sk		No.	Yds	Lg	TD			FF	FR	Yds	Tackle
2007	New Orleans	14	0	12	12	0	0.0	0.0	0	0	0	0	2	0	0	0	0	20
2008	New Orleans	15	2	27	21	6	0.0	0.0	2	3	3	0	8	0	0	0	0	19
2009	New Orleans	12	1	9	7	2	0.0	0.0	1	24	24	0	1	0	0	0	0	6
2010	New Orleans	11	3	14	13	1	1.0	4.0	0	0	0	0	3	0	0	0	0	12
2011	Cleveland	16	8	66	47	19	0.0	0.0	1	28	28	0	1	0	0	0	0	5
<b>NFL</b>	<b>Totals</b>	<b>68</b>	<b>14</b>	<b>128</b>	<b>100</b>	<b>28</b>	<b>1.0</b>	<b>4.0</b>	<b>4</b>	<b>55</b>	<b>28</b>	<b>0</b>	<b>15</b>	<b>0</b>	<b>0</b>	<b>0</b>	<b>0</b>	<b>62</b>

Additional Special Teams Stats: Fumble Recoveries: 1 in 2009, 1 in 2010 for a total of 2

## YOUNG'S CAREER POSTSEASON DEFENSIVE STATISTICS

Year	Team	GP	GS	Tackles				Yds	Interceptions				TD	PD	Fumbles			Sp. T
				Tot	Solo	Asst	Sk		No.	Yds	Lg	TD			FF	FR	Yds	Tackle
2009	New Orleans	3	0	2	2	0	0.0	0.0	0	0	0	0	0	0	0	0	0	4
2010	New Orleans	1	0	0	0	0	0.0	0.0	0	0	0	0	0	0	0	0	0	0
<b>NFL</b>	<b>Totals</b>	<b>4</b>	<b>0</b>	<b>2</b>	<b>2</b>	<b>0</b>	<b>0.0</b>	<b>0.0</b>	<b>0</b>	<b>0</b>	<b>0</b>	<b>0</b>	<b>0</b>	<b>0</b>	<b>0</b>	<b>0</b>	<b>0</b>	<b>4</b>

## CRIBBS OVER 12,000

Browns wide receiver Joshua Cribbs is one of only four players in NFL history to reach 12,000 or more combined yards in less than 750 attempts. He joins Mel Gray, Desmond Howard and Don Maynard as the only players to accomplish the feat. Entering 2012, Cribbs has amassed 12,343 combined yards on 723 attempts. He ranks second behind Jim Brown (15,459) in career total yards by a Brown.

# CHRISTIAN YOUNT



# 57

LONG SNAPPER

HEIGHT: 6-1 • WEIGHT: 256

COLLEGE: UCLA

BIRTHDATE: July 7, 1988

HOW ACQUIRED: FA • '11

YEAR WITH BROWNS: 2<sup>nd</sup> • YEAR IN NFL: 2<sup>nd</sup>

## CAREER TRANSACTIONS

Originally signed by Tampa Bay as an undrafted free agent on July 27, 2011... Waived by Tampa Bay on October 25, 2011... Signed by Cleveland on November 29, 2011.

## SEASONAL REVIEWS

**2011:** Handled all long snapping duties with the Buccaneers for the first seven games of the season... Waived after the team activated their primary long snapper Andrew Economos from the PUP list... Handled all long snapping duties with the Browns for the final five games of the season.

## COLLEGE

Four-year letterman at UCLA (2007-10)... Appeared in 51 games, handling all long snapping duties in each contest... Recorded four tackles on punt coverage... Majored in political science.

## PERSONAL

A native of Coto de Caza, Calif., and attended Tesero (Calif.) High School... As a senior, helped Tesero to the Division III state title... Brother, Brendon, played lacrosse at Bellarmine University... Enjoys golfing... Father, James, was a Captain in the United States Marine Corps.

## YOUNT'S CAREER GAMES PLAYED

Year	Team	Regular Season		Postseason	
		GP	GS	GP	GS
2011	T.B./Cle	12	0	0	0

# 2012 DRAFT CHOICES

# TRENT RICHARDSON



# 33

RUNNING BACK

HEIGHT: 5-9 • WEIGHT: 230

COLLEGE: Alabama

BIRTHDATE: July 10, 1990

HOW ACQUIRED: D1A • '12

YEAR WITH BROWNS: R • YEAR IN NFL: R

## CAREER TRANSACTIONS

Originally drafted by Cleveland in the first round (3rd overall) of the 2012 NFL Draft with a choice acquired from Minnesota for the Browns' first (fourth), fourth (118th), fifth (139th) and seventh (221th) round picks in 2012.

## COLLEGE

Started 15 of 38 career games at the University of Alabama (2009-11)... Totaled 3,130 career rushing yards on 540 attempts (5.8 avg.) with 35

rushing touchdowns and added 68 receptions for 730 yards and seven scores... Also returned 28 kickoffs for 720 yards (25.7 avg.) with one touchdown... Despite playing just three seasons, ranks among the Crimson Tide career leaders in rushing yards per attempt (second), 100-yard rushing performances (second), rushing touchdowns (third) and rushing yards (fifth)... Helped the school capture the National Championship in 2009 and 2011... As a junior in 2011, set Alabama single-season records for rushing yards (1,679), rushing touchdowns (21) and all-purpose yards (2,083), while tying a school-best with 144 points and 24 total touchdowns... Winner of the Doak Walker award for the nation's top running back and was a Heisman Trophy finalist... Named the Southeastern Conference Offensive Player of the Year and unanimous first team All-SEC honors... Also ranked third on the team with 29 receptions for 338 yards and three touchdowns... As a sophomore, totaled 112 rushing attempts for 700 yards with six touchdowns and 23 receptions for 266 yards with four scores... As a freshman, recorded 751 rushing yards on 145 attempts with eight touchdowns and 16 receptions for 126 yards... Majored in general studies.

## PERSONAL

Native of Pensacola, Fla., where he attended Escambia High School... Finished his senior season with 2,090 rushing yards on 225 carries with 26 touchdowns... Eclipsed the 400-yard single-game rushing plateau twice, including a school-record 419 yards on 26 carries... Also competed in track and captured the state's weightlifting championship (219-pound class)... In April of 2012, he took leukemia survivor Courtney Alvis to her senior prom at Hueytown High School in Alabama... Brother, Terrell, played defensive end at Louisiana-Lafayette... Has two daughters (Taliyah and Elevera).

# BRANDON WEEDEN



# 3

QUARTERBACK

**HEIGHT:** 6-3 • **WEIGHT:** 220

**COLLEGE:** Oklahoma State

**BIRTHDATE:** October 14, 1983

**HOW ACQUIRED:** D1B - '12

**YEAR WITH BROWNS:** R • **YEAR IN NFL:** R

## CAREER TRANSACTIONS

Originally drafted by Cleveland in the first round (22nd overall) of the 2012 NFL Draft with a choice acquired from Atlanta in 2011 along with the Falcons' 2011 first (27th), second (59th) and fourth (124th) round picks and 2012 fourth round pick for the Browns' 2011 first round pick (sixth overall).

## COLLEGE

Started the final 26 games of his 30-game career at Oklahoma State University (2008-11)... Completed 767 of 1,103 career passes for 9,260 yards and 75 touchdowns... Yardage and passing touchdown totals were both school records... As a senior, finished second in the nation with 4,727 passing yards, while completing 409 of 565 passes with 37 touchdowns... Yardage and passing touchdown totals were both OSU single-season records... Set the school's single-game passing yardage record with 502 yards against Kansas State... As a junior, completed 342 of 511 passes for 4,277 yards with 34 touchdowns... Appeared in three games as a sophomore, completing 15 of 24 passes for 248 yards with four touchdowns... Saw action in one game in 2008 after redshirting as a freshman... Majored in business management.

**Major League Baseball:** As a pitcher, was the first player chosen by the New York Yankees (second round-71st overall) in the 2002 MLB Draft... Selected to the 2002 New York-Penn League (Class A) All-Star Game... Traded to the Los Angeles Dodgers following the 2003 season... Selected by the Kansas City Royals in the Rule Five Draft following the 2005 season... Final season was in 2006 with the High Desert Mavericks (Class A).

## PERSONAL

Native of Edmond, Okla., where he attended Santa Fe High School... Threw for the second-most yards in the state of Oklahoma as senior in 2001, after totaling 2,863 yards with 25 touchdowns... An all-state selection in football, baseball and as a forward in basketball... Married (Melanie).

# MITCHELL SCHWARTZ



# 72

OFFENSIVE LINE

**HEIGHT:** 6-5 • **WEIGHT:** 320

**COLLEGE:** California

**BIRTHDATE:** June 8, 1989

**HOW ACQUIRED:** D2 - '12

**YEAR WITH BROWNS:** R • **YEAR IN NFL:** R

## CAREER TRANSACTIONS

Originally drafted by Cleveland in the second round (37th overall) of the 2012 NFL Draft.

## COLLEGE

Started all 51 career games at the University of California (2008-11)... Opened 35 contests at left tackle and 16 at right tackle... Earned All-Pac 12 Conference and Academic All-Conference honors all four seasons... As a senior, opened all 13 games at left tackle, while helping Cal average 28.3 points and 401.5 yards per game... Started all 12 games at left tackle as a junior... Opened all 13 games at right tackle as a sophomore... As a redshirt freshman, started the first three games at right tackle before opening on the left side for the final 10 contests... Earned a degree in American Studies.

## PERSONAL

Native of Pacific Palisades, Calif., where he attended Palisades Charter High School... Team captain who was a two-way tackle... Brother, Geoff, was a seventh-round pick by Carolina Panthers in 2008 and currently plays for the Minnesota Vikings.

## YOUTH MOVEMENT

The Browns were the only team in the NFL to have three rookies start all 16 games in 2011. Browns rookies combined for 66 starts in 2011, a figure which led the NFL. Offensive lineman Jason Pinkston joined defensive linemen Phil Taylor and Jabaal Sheard by starting all 16 contests, while wide receiver Greg Little (12), fullback Owen Marecic (4) and tight end Jordan Cameron (2) each saw action in the starting lineup.

### MOST COMBINED ROOKIE STARTS IN 2011

	TEAM	TOTAL
1.	Cleveland	66
2.	Carolina	56
	Denver	56

# JOHN HUGHES



# 93

DEFENSIVE LINE

**HEIGHT:** 6-2 • **WEIGHT:** 320  
**COLLEGE:** Cincinnati  
**BIRTHDATE:** April 27, 1988  
**HOW ACQUIRED:** D3 • '12  
**YEAR WITH BROWNS:** R • **YEAR IN NFL:** R

## CAREER TRANSACTIONS

Originally drafted by Cleveland in the third round (87th overall) of the 2012 NFL Draft with a pick acquired from Denver along with the Broncos' fourth round choice (120th overall) for the Browns' third round choice (67th overall).

## COLLEGE

Started 26 of his 50 career games at the University of Cincinnati (2008-11)... Totaled 141 career tackles, nine sacks, one forced fumble and one fumble recovery... As a senior, notched 51 tackles, five sacks and a blocked kick... Majored in criminal justice.

## PERSONAL

Native of Gahanna Ohio, and attended Lincoln High School... Named to the All-Ohio team following his senior season... Also finished eighth in the state, competing in the shot put... Oldest of five brothers.

# TRAVIS BENJAMIN



# 80

WIDE RECEIVER

**HEIGHT:** 5-10 • **WEIGHT:** 175  
**COLLEGE:** Miami (Fla.)  
**BIRTHDATE:** December 29, 1989  
**HOW ACQUIRED:** D4A • '12  
**YEAR WITH BROWNS:** R • **YEAR IN NFL:** R

## CAREER TRANSACTIONS

Originally drafted by Cleveland in the fourth round (100th overall) of the 2012 NFL Draft.

## COLLEGE

Four-year letterman at the University of Miami (2008-11)... In 49 career games, totaled 131 receptions for 2,146 yards with 13 touchdowns... Finished career as one of only six players in school history to record more than 2,000 receiving yards joining Santana Moss, Reggie Wayne, Michael Irving, Lamar Thomas and Leonard Hankerson... Finished career ranked third in Miami history in all-purpose yards with 3,874... As a senior, hauled in 41 passes for 609 yards and three touchdowns.

## PERSONAL

Native of Belle Glade Fla., and attended Glades Central High School... A two-time All-Palm Beach County honoree... Helped the team capture the state championship as a junior... Totaled two receiving touchdowns and scored on a punt and kickoff return in a game against Palm Beach Gardens.

# JAMES-MICHAEL JOHNSON



# 50

LINEBACKER

**HEIGHT:** 6-1 • **WEIGHT:** 240  
**COLLEGE:** Nevada  
**BIRTHDATE:** August 20, 1989  
**HOW ACQUIRED:** D4B • '12  
**YEAR WITH BROWNS:** R • **YEAR IN NFL:** R

## CAREER TRANSACTIONS

Originally drafted by Cleveland in the fourth round (120th overall) of the 2012 NFL Draft with a pick acquired from Denver along with the Broncos' third round choice (87th overall) for the Browns' third round choice (67th overall).

## COLLEGE

Four-year starter at the University of Nevada (2008-11)... Started 50 of the 54 games in which he saw action... Totaled 299 career tackles, 8.5 sacks, seven forced fumbles, three interceptions and two fumble recoveries... Finished career ranked third in school history in forced fumbles and sixth in tackles... As a senior, started all 13 contests, while totaling 101 tackles, 2.5 sacks, two forced fumbles, one fumble recovery and one interception... Redshirted in 2007, while appearing in one game... Majored in psychology.

## PERSONAL

Native of Fairfield, Calif., where he attended Rodriguez High School... Set the Vikings' school record for career sacks... Also played basketball... Cousin, Jerome Boyd, was signed as an undrafted free agent by Oakland in 2009 and appeared in 14 games at safety for the Raiders in 2011.



# RYAN MILLER



# 63

OFFENSIVE LINE

**HEIGHT:** 6-7 • **WEIGHT:** 320  
**COLLEGE:** Colorado  
**BIRTHDATE:** July 6, 1989  
**HOW ACQUIRED:** D5 • '12  
**YEAR WITH BROWNS:** R • **YEAR IN NFL:** R

## CAREER TRANSACTIONS

Originally drafted by Cleveland in the sixth round (160th overall) of the 2012 NFL Draft with a pick acquired from Denver in 2010 along with a 2011 sixth round choice and Peyton Hillis in exchange for Brady Quinn.

## COLLEGE

Four-year letterman at the University of Colorado (2007, 2009-11)... Became the second CU football player since 1908 to earn five letters... Set a school record with 48 career starts... Started the first four games in 2008 before suffering a broken fibula and redshirted the remainder of the season... Played 2,548 snaps in his final three seasons, missing just two offensive plays... Graduated with a degree in anthropology.

## PERSONAL

Native of Littleton, Colo., and attended Columbine High School... Named Colorado's Gatorade Player of the Year following his senior season... Helped team capture the 5A state championship as a senior... Also lettered in wrestling and track... Is an avid kite flier... Enjoys jazz music and knows sign language.

# EMMANUEL ACHO



# 59

LINEBACKER

**HEIGHT:** 6-1 • **WEIGHT:** 240  
**COLLEGE:** Texas  
**BIRTHDATE:** November 10, 1990  
**HOW ACQUIRED:** D6A • '12  
**YEAR WITH BROWNS:** R • **YEAR IN NFL:** R

## CAREER TRANSACTIONS

Originally drafted by Cleveland in the sixth round (204th overall) of the 2012 NFL Draft with a compensatory pick.

## COLLEGE

Appeared in 48 games at the University of Texas (2008-11)... Recorded 280 career tackles, eight sacks, seven forced fumbles, three fumble recoveries and two interceptions... Started all 13 games as a senior and totaled 131 tackles, three sacks, one interception and one forced fumble... 2010 recipient of the Arthur Ashe Award (national award for minority student-athletes)... Majored in sports management.

## PERSONAL

Native of Dallas, Texas, where he attended St. Mark's High School... Helped St. Mark's to a 32-9 record during his four seasons... Also participated in basketball and track... Brother, Sam, was a fourth-round pick by the Arizona Cardinals in 2011... Goes on medical missions to Nigeria with his family each summer.

# BILLY WINN



# 79

DEFENSIVE LINE

**HEIGHT:** 6-4 • **WEIGHT:** 295  
**COLLEGE:** Boise State  
**BIRTHDATE:** April 15, 1989  
**HOW ACQUIRED:** D6B • '12  
**YEAR WITH BROWNS:** R • **YEAR IN NFL:** R

## CAREER TRANSACTIONS

Originally drafted by Cleveland in the sixth round (205th overall) of the 2012 NFL Draft with a compensatory pick.

## COLLEGE

Started 41 of his 53 games at Boise State University (2008-11)... Totaled 131 career tackles, 15.5 sacks, four fumble recoveries and one forced fumble... As a senior, notched 33 tackles, three sacks and one fumble recovery... Majored in business.

## PERSONAL

Native of Las Vegas, Nevada, where he attended Las Vegas High School... Also lettered in wrestling and track... As a junior, set the power clean record at the Vegas Open weight lifting competition.

# TREVIN WADE



# 26

DEFENSIVE BACK

HEIGHT: 5-10 • WEIGHT: 190

COLLEGE: Arizona

BIRTHDATE: August 1, 1989

HOW ACQUIRED: D7A - '12

YEAR WITH BROWNS: R • YEAR IN NFL: R

## CAREER TRANSACTIONS

Originally drafted by Cleveland in the seventh round (245th overall) of the 2012 NFL Draft with a compensatory pick.

## COLLEGE

Four-year letterman at the University of Arizona (2008-11)... Opened 35 of his 50 career games and totaled 180 tackles, 12 interceptions and one forced fumble... Finished career ranked eighth in school history with 28 passes defended... Also returned two interceptions for touchdowns... Majored in economics.

## PERSONAL

Native of Round Rock, Texas, and attended Stony Point High School... Also played quarterback, running back and receiver in high school... Volunteers with the Special Olympics... Also lettered in basketball.

# BRAD SMELLEY



# 47

FULLBACK

HEIGHT: 6-2 • WEIGHT: 235

COLLEGE: Alabama

BIRTHDATE: May 20, 1989

HOW ACQUIRED: D7B - '12

YEAR WITH BROWNS: R • YEAR IN NFL: R

## CAREER TRANSACTIONS

Originally drafted by Cleveland in the seventh round (247th overall) of the 2012 NFL Draft with a compensatory pick.

## COLLEGE

Four-year letterman at the University of Alabama (2008-11)... Appeared in 47 games as a tight end and H-back... Recorded 54 career receptions for 559 yards with four touchdowns... Also notched one rushing attempt for one yard... As a senior, appeared in all 13 games with 10 starts at tight end and tallied 34 receptions for 356 yards and four touchdowns... Caught a game-high seven passes (39 yards) in the BCS National Championship victory over LSU... Majored in business administration.

## PERSONAL

Native of Tuscaloosa, Ala., where he attended American Christian Academy High School... Lead team to state semifinals as a quarterback his senior season... Also played baseball... Brother, Chris, was a quarterback at South Carolina, before transferring to Alabama where he plays baseball.

# UNDRAFTED AND FIRST-YEAR FREE AGENTS

# DOMINIC ALFORD



# 78

OFFENSIVE LINE

HEIGHT: 6-3 • WEIGHT: 320

COLLEGE: Minnesota

BIRTHDATE: February 22, 1988

HOW ACQUIRED: FA - '11

YEAR WITH BROWNS: 1<sup>st</sup> • YEAR IN NFL: 1<sup>st</sup>

## CAREER TRANSACTIONS

Originally signed by Cleveland as an undrafted free agent on July 30, 2011... Waived by Cleveland on September 3, 2011... Signed by Cleveland to the practice squad on September 4, 2011... Re-signed by Cleveland on January 3, 2012.

## SEASONAL REVIEWS

2011: Spent the entire season on the Browns' practice squad.

## COLLEGE

Appeared in 42 games with 21 starts at the University of Minnesota (2007-10)... Saw action at both right and left guard... Majored in communications studies.

## PERSONAL

Native of Cleveland, Ohio where he attended Shaker Heights High School... Served as team captain his senior season and helped lead his team to the Lake Erie League championship and state playoffs in both his junior and senior seasons... Also lettered in track, competing in the shot put and discus.

# JAKE ANDERSON



# 63

OFFENSIVE LINE

HEIGHT: 6-5 • WEIGHT: 305

COLLEGE: Akron

BIRTHDATE: January 17, 1989

HOW ACQUIRED: FA - '12

YEAR WITH BROWNS: R • YEAR IN NFL: R

## CAREER TRANSACTIONS

Originally signed by Cleveland as an undrafted free agent on May 9, 2012.

## COLLEGE

Four-year letterman at the University of Akron (2008-11)... Did not miss a game in four seasons, appearing in all 48... Utilized mostly at right tackle... Graduated with a degree in sales management.

## PERSONAL

Attended McDowell High School in Erie Pa... An all-region selection... Father, Mike, played football at Army.

# JOHNSON BADEMOSI



# 37

DEFENSIVE BACK

HEIGHT: 6-0 • WEIGHT: 200

COLLEGE: Stanford

BIRTHDATE: July 23, 1990

HOW ACQUIRED: FA - '12

YEAR WITH BROWNS: R • YEAR IN NFL: R

## CAREER TRANSACTIONS

Originally signed by Cleveland as an undrafted free agent on May 9, 2012.

## COLLEGE

Appeared in 48 games at Stanford University (2008-11)... Totaled 122 career tackles, two forced fumbles and one interception... Was also a member of the track and field team at Stanford, earning all-conference honorable mention as he competed in the 100 M and the 4x100 M relay... Graduated with a degree in history.

## PERSONAL

Attended Gonzaga High School in Silver Spring, Md... Also was one of the top high school rugby players in the country and played for the United States U-17 and U-18 national teams.

# MATT CLEVELAND



# 61

OFFENSIVE LINE

HEIGHT: 6-3 • WEIGHT: 295

COLLEGE: Idaho

BIRTHDATE: August 15, 1989

HOW ACQUIRED: FA - '12

YEAR WITH BROWNS: R • YEAR IN NFL: R

## CAREER TRANSACTIONS

Originally signed by Cleveland as an undrafted free agent on May 9, 2012.

## COLLEGE

Three-year starter at the University of Idaho (2009-11)... Missed the 2008 season due to injury, but went on to start the next 38 games at left tackle... Graduated with a degree in general studies.

## PERSONAL

Attended Kentwood High School in Covington, Wash... An All-State selection... Also played rugby and was on the weightlifting team.

# JOSH COOPER



# 88

**WIDE RECEIVER**

**HEIGHT:** 5-10 • **WEIGHT:** 190

**COLLEGE:** Oklahoma State

**BIRTHDATE:** January 8, 1989

**HOW ACQUIRED:** FA - '12

**YEAR WITH BROWNS:** R • **YEAR IN NFL:** R

## CAREER TRANSACTIONS

Originally signed by Cleveland as an undrafted free agent on May 9, 2012.

## COLLEGE

Four-year letterman at Oklahoma State University (2008-11)... Tallied 161 career receptions, 1,696 receiving yards and 11 receiving touchdowns... As a senior, finished second on the team in receptions (71) and receiving yards (716), while adding three touchdown catches... Majored in business management.

## PERSONAL

Attended Mustang (Okla.) High School where he played wide receiver, defensive back and handled place kicking duties... Also played soccer and basketball.

# EMANUEL DAVIS



# 38

**DEFENSIVE BACK**

**HEIGHT:** 5-10 • **WEIGHT:** 195

**COLLEGE:** East Carolina

**BIRTHDATE:** August 9, 1988

**HOW ACQUIRED:** FA - '12

**YEAR WITH BROWNS:** R • **YEAR IN NFL:** R

## CAREER TRANSACTIONS

Originally signed by Cleveland as an undrafted free agent on May 9, 2012.

## COLLEGE

Appeared in 49 career games at East Carolina University (2008-11) with 38 starts... Notched 230 career tackles, nine interceptions, four forced fumbles, four fumble recoveries and 1.5 sacks... Graduated with a degree in communications.

## PERSONAL

Attended Manteo (N.C.) High School, where he helped the school to the State 1-A championship game during his senior season... Also lettered in basketball and track where he captured the state title in the triple jump.

# JOJO DICKSON



# 42

**LINEBACKER**

**HEIGHT:** 6-1 • **WEIGHT:** 245

**COLLEGE:** Idaho

**BIRTHDATE:** July 13, 1989

**HOW ACQUIRED:** FA - '12

**YEAR WITH BROWNS:** 1<sup>st</sup> • **YEAR IN NFL:** 1<sup>st</sup>

## CAREER TRANSACTIONS

Originally signed by Jacksonville as an undrafted free agent on July 26, 2011... Waived by Jacksonville on July 31, 2011... Signed by Jacksonville on April 16, 2012... Waived by Jacksonville on April 27, 2012... Signed by Cleveland on May 14, 2012.

## COLLEGE

Four-year letterman at the University of Idaho (2007-10)... Totaled 182 career tackles with three sacks and three interceptions ... Started seven games as a senior before being sidelined with a broken leg... A second team All-WAC honoree as a junior... Majored in athletic training.

## PERSONAL

Native of Wailuku, Hawaii where he attended Baldwin High School.



# L.J. FORT



# 40

LINEBACKER

HEIGHT: 6-0 • WEIGHT: 230

COLLEGE: Northern Iowa

BIRTHDATE: January 3, 1990

HOW ACQUIRED: FA - '12

YEAR WITH BROWNS: R • YEAR IN NFL: R

## CAREER TRANSACTIONS

Originally signed by Cleveland as an undrafted free agent on May 9, 2012.

## COLLEGE

Appeared in 50 games at the University of Northern Iowa (2008-11) with 34 starts... Finished 2011 as the Division I FCS national leader in total tackles (184) and tackles per game (14.15)... Named the Missouri Valley Football Conference's Defensive Player of the Year and was selected as the FCS National Defensive Player of the Year by both College Sporting News and College Sports Madness... Finished fifth in school history with 356 career stops... Graduated with a degree in exercise science.

## PERSONAL

Born Larry Fort Jr... Attended Waynesville (Mo.) High School where he helped the Tigers to the school's first state title... Named the Missouri Class 5A Player of the Year in 2007... Has a daughter, Haylee.

# GARTH GERHART



# 53

OFFENSIVE LINE

HEIGHT: 6-1 • WEIGHT: 305

COLLEGE: Arizona State

BIRTHDATE: October 21, 1988

HOW ACQUIRED: FA - '12

YEAR WITH BROWNS: R • YEAR IN NFL: R

## CAREER TRANSACTIONS

Originally signed by Cleveland as an undrafted free agent on May 9, 2012.

## COLLEGE

Started 35 of the 39 games in which he saw action at Arizona State University (2008-11)... Opened 27 games at center, five at right guard and three at left guard... Graduated with a degree in history.

## PERSONAL

Attended Norco (Calif.) High School... Brother, Toby, is a running back for the Minnesota Vikings... Toby established the California state career rushing record while at Norco, aided by Garth's blocking... Father, Todd, served as high school coach... Also played baseball.

# TASHAUN GIPSON



# 39

DEFENSIVE BACK

HEIGHT: 5-11 • WEIGHT: 205

COLLEGE: Wyoming

BIRTHDATE: August 8, 1990

HOW ACQUIRED: FA - '12

YEAR WITH BROWNS: R • YEAR IN NFL: R

## CAREER TRANSACTIONS

Originally signed by Cleveland as an undrafted free agent on May 9, 2012.

## COLLEGE

Four-year starter at the University of Wyoming (2008-11)... Started all 50 career games... Notched nine career interceptions, which ranked tied for fourth in school history... As a senior, recorded 95 tackles and three interceptions... Graduated with a degree in communications.

## PERSONAL

Attended Kimball High School in Dallas, Texas... Also lettered in basketball and track... Played in the same defensive backfield as brother, Marcell, who graduated from Wyoming in 2010 and signed with the Minnesota Vikings as an undrafted free agent.

# WILLIAM GREEN



# 49

DEFENSIVE LINE

HEIGHT: 6-3 • WEIGHT: 250

COLLEGE: Florida

BIRTHDATE: April 28, 1990

HOW ACQUIRED: FA - '12

YEAR WITH BROWNS: R • YEAR IN NFL: R

## CAREER TRANSACTIONS

Originally signed by Cleveland as an undrafted free agent on May 9, 2012.

## COLLEGE

Appeared in 53 contests with four starts at the University of Florida (2008-11)... Totaled 53 tackles and 2.5 sacks... As a senior, saw action in 13 games, notching 21 tackles and half a sack... Graduated with a degree in criminology.

## PERSONAL

Attended Spain Park High School in Hoover, Ala... As a senior, named one of 12 members on the Alabama Sports Writers' Association Super 12 football team.

# SPENCER LANNING



# 5

PUNTER

HEIGHT: 5-11 • WEIGHT: 200

COLLEGE: South Carolina

BIRTHDATE: May 21, 1988

HOW ACQUIRED: W. (JAC.) - '12

YEAR WITH BROWNS: 1<sup>st</sup> • YEAR IN NFL: 1<sup>st</sup>

## CAREER TRANSACTIONS

Originally signed by Chicago as an undrafted free agent on July 26, 2011... Waived by Chicago on September 2, 2011... Signed by Jacksonville on January 4, 2012... Waived by Jacksonville on April 28, 2012... Claimed by Cleveland via waivers on May 1, 2012.

## SEASONAL REVIEWS

2011: Spent training camp with the Bears.

## COLLEGE

Four-year letterman at University of South Carolina (2007-10)... Finished career with 171 punts for a 42.6-yard average and 46 punts inside the 20-yard line... Also served as kicker during his final two collegiate seasons, connecting on 34 of 44 field goal attempts and 80 of 84 PATs... Graduated with a degree in exercise science and a minor in business.

## PERSONAL

Native of Rock Hill, S.C., and attended York Comprehensive High School... Selected to the All-State team following his senior season... Kicked a 42-yard game winning field goal in the North's 11-10 victory at the North-South All-Star game en route to being selected as the Offensive Player of the Game... Also lettered in soccer.

# ANTWUAN REED



# 34

DEFENSIVE BACK

HEIGHT: 5-10 • WEIGHT: 190

COLLEGE: Pittsburgh

BIRTHDATE: November 29, 1989

HOW ACQUIRED: FA - '12

YEAR WITH BROWNS: R • YEAR IN NFL: R

## CAREER TRANSACTIONS

Originally signed by Cleveland as an undrafted free agent on May 9, 2012.

## COLLEGE

Four-year letterman at the University of Pittsburgh (2008-11)... As a senior, totaled 30 tackles, seven passes defended and three fumble recoveries, including returning one for a touchdown... Graduated with a degree in education.

## PERSONAL

Attended Greater Johnstown (Pa.) High School, where he helped the Trojans to the school's first District 6 championship... Also lettered in track and wrestling... Has a daughter, Zymir.

## BERT REED



# 83

WIDE RECEIVER

HEIGHT: 5-10 • WEIGHT: 180

COLLEGE: Florida State

BIRTHDATE: June 1, 1988

HOW ACQUIRED: FA - '12

YEAR WITH BROWNS: R • YEAR IN NFL: R

### CAREER TRANSACTIONS

Originally signed by Cleveland as an undrafted free agent on May 9, 2012.

### COLLEGE

Four-year letterman at Florida State University (2008-11)... Finished career ranked fourth in school history in receptions (170) and 12th in receiving yards (2,022)... Also notched 10 career touchdown receptions, while adding 34 rushing attempts for 243 yards with three scores... As a senior, totaled 29 receptions for 403 yards with five touchdowns... Graduated with a degree in social science.

### PERSONAL

Attended Bay High School in Panama City, Fla., where he played quarterback, wide receiver and running back.

## CRAIG ROBERTSON



# 47

LINEBACKER

HEIGHT: 6-1 • WEIGHT: 229

COLLEGE: North Texas

BIRTHDATE: February 11, 1988

HOW ACQUIRED: FA - '11

YEAR WITH BROWNS: 1<sup>st</sup> • YEAR IN NFL: 1<sup>st</sup>

### CAREER TRANSACTIONS

Signed by Cleveland to the practice squad on December 19, 2011...

Signed by Cleveland on January 3, 2012.

### SEASONAL REVIEWS

2011: Spent the final two weeks of the season on the Browns' practice squad.

### COLLEGE

Four-year letterman at the University of North Texas (2007-10), where he appeared in 48 games... Totaled 382 career tackles, 3.5 sacks and nine interceptions... Redshirted the 2006 season.

### PERSONAL

Native of Stafford, Texas where he attended Stafford High School... Earned 11 total letters in four sports, including first-team all-district nods in basketball, baseball and football.

## JERMAINE SAFFOLD



# 85

WIDE RECEIVER

HEIGHT: 6-0 • WEIGHT: 200

COLLEGE: Missouri State

BIRTHDATE: March 5, 1989

HOW ACQUIRED: FA - '12

YEAR WITH BROWNS: R • YEAR IN NFL: R

### CAREER TRANSACTIONS

Originally signed by Cleveland as an undrafted free agent on May 9, 2012.

### COLLEGE

Four-year letterman at Missouri State University (2008-11)... Set the school single-season (913 in 2011) and career (2,221) records for receiving yardage... As a senior, recorded 45 receptions with eight touchdowns and ranked 25th nationally in receiving yards per game (83.0)... His nine career 100-yard receiving performances were also a school record... Graduated with a degree in criminology.

### PERSONAL

Attended Grandview (Mo.) High School... Also a standout performer in track... Has a daughter, Ja'dyn.

# JARROD SHAW



# 74

OFFENSIVE LINE

HEIGHT: 6-3 • WEIGHT: 316

COLLEGE: Tennessee

BIRTHDATE: January 7, 1988

HOW ACQUIRED: FA - '11

YEAR WITH BROWNS: 1<sup>st</sup> • YEAR IN NFL: 1<sup>st</sup>

## CAREER TRANSACTIONS

Originally signed by Cleveland as an undrafted free agent on July 30, 2011... Waived by Cleveland on September 3, 2011... Signed by Cleveland to the practice squad on September 4, 2011... Re-signed by Cleveland on January 3, 2012.

## SEASONAL REVIEWS

2011: Spent the entire season on the Browns' practice squad.


## COLLEGE

Started 16 of 23 career games at the University of Tennessee (2007-10)... Opened games at both guard spots and left tackle... Started all 13 games as a senior with eight at right guard and five at left guard.

## PERSONAL

Native of Lafayette, La., where he attended Northside High School... Helped his team to the state championship game as a junior... Also played basketball.

# JEFF SHUGARTS



# 68

OFFENSIVE LINE

HEIGHT: 6-6 • WEIGHT: 305

COLLEGE: Ohio State

BIRTHDATE: October 26, 1989

HOW ACQUIRED: FA - '12

YEAR WITH BROWNS: R • YEAR IN NFL: R

## CAREER TRANSACTIONS

Originally signed by Cleveland as an undrafted free agent on May 9, 2012.

## COLLEGE

Four-year letterman at Ohio State University (2008-11)... Three year starter at right tackle... Graduated with a degree in family resource management.

## PERSONAL

Attended Klein (Texas) High School... Father, Bret, was a defensive end for the Pittsburgh Steelers (1987).

# DAVID SIMS



# 36

DEFENSIVE BACK

HEIGHT: 5-9 • WEIGHT: 210

COLLEGE: Iowa State

BIRTHDATE: October 20, 1986

HOW ACQUIRED: FA - '11

YEAR WITH BROWNS: 1<sup>st</sup> • YEAR IN NFL: 2<sup>nd</sup>

## CAREER TRANSACTIONS

Originally signed by the New York Giants as an undrafted free agent on July 28, 2011... Waived by the New York Giants on September 3, 2011... Signed by Tampa Bay on November 1, 2011... Waived by Tampa Bay on November 4, 2011... Signed by Cleveland to the practice squad on November 29, 2011... Signed by Cleveland January 3, 2012.

## SEASONAL REVIEWS

2011: Spent one week on the Buccaneers' active roster ... Spent the final five weeks of the season on the Browns' practice squad.

## COLLEGE

Two-year letterman at Iowa State University (2009-10), where he appeared in 24 games... Compiled 188 career tackles and six interceptions... Named 2009 Big 12 Defensive Newcomer of the Year... Began collegiate career at Butte (Oroville, Calif.) Community College (2007) as a running back before switching to defense... Majored in history.

## PERSONAL

Native of Gainesville, Fla., where he attended Gainesville High School... Lettered four times in football and three times in track and field.



# OWEN SPENCER



**HEIGHT:** 6-3 • **WEIGHT:** 185  
**COLLEGE:** North Carolina State  
**BIRTHDATE:** November 2, 1987  
**HOW ACQUIRED:** FA • '11  
**YEAR WITH BROWNS:** 1<sup>st</sup> • **YEAR IN NFL:** 1<sup>st</sup>

## CAREER TRANSACTIONS

Originally signed by Tennessee as an undrafted free agent on July 26, 2011... Waived by Tennessee on August 29, 2011... Signed by Seattle on September 1, 2011... Waived by Seattle on September 3, 2011... Signed by Seattle to the practice squad on September 4, 2011... Waived by Se-

attle on September 20, 2011... Signed by Detroit to the practice squad on September 27, 2011... Released by Detroit on October 9, 2011... Signed by Minnesota to the practice squad on December 14, 2011... Released by Minnesota on December 19, 2011... Signed by Cleveland to the practice squad on December 27, 2011... Signed by Cleveland on January 3, 2012.

## SEASONAL REVIEWS

**2011:** Spent parts of the 2011 season on the practice squads of the Seattle Seahawks, Detroit Lions and Minnesota Vikings... Spent the final week of the season on the Browns' practice squad.

## COLLEGE

Four-year letterman at North Carolina State University (2007-10)... Recorded 126 career receptions for 2,441 yards with 15 touchdowns... As a senior, earned All-Atlantic Coast Conference second-team honors after registering 60 receptions for 912 yards and four touchdowns... As a junior, led the nation with an average of 25.5 yards per reception as he caught 30 passes for 765 yards.

## PERSONAL

Native of Leland, North Carolina, where he attended North Brunswick High School... As a senior he snared 27 passes for 530 yards and 13 touchdowns... As a junior, he caught 30 passes for 802 yards and 13 touchdowns, averaging nearly 27 yards a catch.

# ADONIS THOMAS



**HEIGHT:** 5-9 • **WEIGHT:** 185  
**COLLEGE:** Toledo  
**BIRTHDATE:** February 25, 1989  
**HOW ACQUIRED:** FA • '12  
**YEAR WITH BROWNS:** R • **YEAR IN NFL:** R

## CAREER TRANSACTIONS

Originally signed by Cleveland as an undrafted free agent on May 14, 2012 after attending the team's rookie minicamp on a tryout basis.

## COLLEGE

Four-year letterman at the University of Toledo (2008-11)... Totaled 2,551 career rushing yards and 21 rushing touchdowns... Averaged 6.3 yards per carry in each of his final two seasons, a figure which led the Mid-American Conference each year... Graduated with a degree in psychology.

## PERSONAL

Attended Weeguah High School in Newark, N.J., where he helped the Indians capture the 2006 state championship.

## DOUBLE YOUR PLEASURE

In 1985, Browns running backs Kevin Mack and Earnest Byner became the third tandem in NFL history to rush for 1,000 yards or more in the same season. That year, Mack accounted for 1,104 yards rushing (222 atts., 7 TDs) while Byner tallied 1,002 yards (244 atts., 8 TDs). In fact, Byner surpassed the 1,000-yard plateau with a 101-yard effort in the finale at the New York Jets on December 22. His rushing total that day included a 9-yard run on the game's final play from scrimmage. Previously, teams that had dual 1,000-yard rushers were Miami in 1972 (Larry Csonka-1,117, Mercury Morris-1,000) and Pittsburgh in 1976 (Franco Harris-1,128, Rocky Bleier-1,036). Since Mack and Byner accomplished the feat, it has been done three times. In 2006, Falcons running back Warrick Dunn (1,140) and quarterback Michael Vick (1,039) did it. They were followed by the 2008 New York Giants (Brandon Jacobs-1,089, Derrick Ward-1,025) and the 2009 Carolina Panthers (Jonathan Stewart-1,133, DeAngelo Williams-1,117).

# JEFF WOLFERT



# 7

KICKER

**HEIGHT:** 6-2 • **WEIGHT:** 195

**COLLEGE:** Missouri

**BIRTHDATE:** October 22, 1985

**HOW ACQUIRED:** FA - '12

**YEAR WITH BROWNS:** 1<sup>st</sup> • **YEAR IN NFL:** 1<sup>st</sup>

## CAREER TRANSACTIONS

Originally signed by Cleveland as an undrafted free agent on July 30, 2011... Waived by Cleveland on August 28, 2011... Signed by Cleveland on January 3, 2012.

## SEASONAL REVIEWS

**2011:** Spent training camp with the Browns.

**2010:** Spent 2010 with the Omaha Nighthawks of the UFL and converted on 9 of 10 field goal attempts.

## COLLEGE

A former walk-on at the University of Missouri (2006-08) who went on to set the school's single-season and career scoring records... Connected on all 185 career PATs and 59 of 70 (.843) field goals... Majored in plant science.

## PERSONAL

Native of Overland Park, Kansas, where he attended Blue Valley West High School... Qualified for the state meet all four years in diving... Also lettered in soccer... Married (Nikki).

## 2012 SUPPLEMENTAL DRAFT CHOICE

# JOSH GORDON



WIDE RECEIVER

**HEIGHT:** 6-3 • **WEIGHT:** 225

**COLLEGE:** Baylor

**BIRTHDATE:** April 13, 1991

**HOW ACQUIRED:** D2 (SUP) - '12

**YEAR WITH BROWNS:** R • **YEAR IN NFL:** R

## CAREER TRANSACTIONS

Originally acquired by Cleveland with a second round selection in the 2012 NFL Supplemental Draft.

## COLLEGE

Attended the University of Utah in 2011 and sat out the season due to NCAA transfer rules... Two-year letterman at Baylor University (2009-10)... Appeared in 22 games with five starts... Totaled 43 career receptions for 721 yards and seven touchdowns... Led the Bears with seven receiving touchdowns and a 17.0 yards-per-catch average in 2010, while notching 42 receptions for 714 yards... Had a 94-yard touchdown reception from Robert Griffin III against Kansas, which was the longest reception in Baylor history and the fourth-longest in NCAA Division I-A in 2010... Appeared in nine games as a reserve and recorded one catch for seven yards as a true freshman in 2009... Majored in general studies.

## PERSONAL

Native of Houston, Texas, where he attended Lamar High School... Also played basketball and ran track... Was a high school and college teammate of defensive end Tracy Robertson, who signed with the Houston Texans as an undrafted free agent this year.

## NFL WAIVERS

The waiver system is a procedure by which player contracts or NFL rights to players are made available by a club to other clubs in the League. During the procedure, the 31 other clubs either file claims to obtain the players or waive the opportunity to do so — thus the term "waiver." Claiming clubs are assigned players on a priority based on the inverse of won-and-lost standing. The claiming period is 24 hours from the first business day after the Super Bowl through the conclusion of the regular season. If a player passes through waivers unclaimed, he becomes a free agent. All waivers are no recall and no withdrawal. Under the Collective Bargaining Agreement, from the beginning of the waiver system each year through the trading deadline, any veteran who has acquired four years of pension credit is not subject to the waiver system if the club desires to release him. After the trading deadline, such players are subject to the waiver system.

# ALPHABETICAL ROSTER

NO	NAME	POS	HT	WT	DOB	*AGE	EXP	COLLEGE	HOMETOWN	HOW ACQ
59	Acho, Emmanuel	LB	6-1	240	11/10/90	21	R	Texas	Dallas, Texas	D6a - '12
78	Alford, Dominic	OL	6-3	320	2/22/88	24	1	Minnesota	Cleveland, Ohio	FA - '11
63	Anderson, Jake	OL	6-5	305	1/17/89	23	R	Akron	Erie, Pa.	FA - '12
37	Bademosi, Johnson	DB	6-0	200	7/23/90	22	R	Stanford	Silver Springs, Md.	FA - '12
58	Benard, Marcus	OL	6-2	256	7/26/85	27	4	Jackson State	Adrian, Mich.	FA - '09
80	Benjamin, Travis	WR	5-10	175	12/29/89	22	R	Miami (Fla.)	Bille Glade, Fla.	D4a - '12
24	Brown, Sheldon	DB	5-10	200	3/19/79	33	11	South Carolina	Fort Lawn, S.C.	Tr. (Phi.) - '10
64	Cameron, Jordan	TE	6-5	245	8/7/88	24	2	Southern California	Newbury Park, Calif.	D4a - '11
81	Cleveland, Matt	OL	6-3	295	8/15/89	23	R	Idaho	Kent, Wash.	FA - '12
88	Cooper, Josh	WR	5-10	190	1/8/89	23	R	Oklahoma State	Mustang, Okla.	FA - '12
75	Cousins, Oniel	OL	6-4	315	6/29/84	28	5	UTEP	Fullerton, D.C.	W. (Bal.) - '11
16	Cribbs, Joshua	WR	6-1	215	6/9/83	29	8	Kent State	Washington, D.C.	FA - '05
64	Daniels, Stanley	OL	6-4	320	11/30/84	27	2	Washington	San Diego, Calif.	FA - '12
38	Davis, Emanuel	DB	5-10	195	8/9/88	24	R	East Carolina	Manteo, N.C.	FA - '12
4	Dawson, Phil	K	5-11	200	1/23/75	37	14	Texas	Dallas, Texas	FA - '99
42	Dickson, JoJo	LB	6-1	245	7/13/89	23	1	Idaho	Wailuku, Hawaii	FA - '12
31	Dockery, James	DB	6-1	185	11/9/88	23	2	Oregon State	La Quinta, Calif.	FA - '11
94	English, Auston	DL	6-3	250	3/10/87	25	2	Oklahoma	Canadian, Texas	FA - '11
40	Fort, L.J.	LB	6-0	230	1/30/90	22	R	Northern Iowa	Waynesville, Mo.	FA - '12
59	Fujita, Scott	LB	6-5	250	4/28/79	33	11	California	Ventura, Calif.	UFA (N.O.) - '10
93	Gehart, Garth	OL	6-1	305	10/21/88	23	R	Arizona State	Norco, Calif.	FA - '12
39	Gipson, Tashaun	DB	5-11	205	8/7/90	22	R	Wyoming	Dallas, Texas	FA - '12
51	Gocong, Chris	LB	6-2	263	11/16/83	28	7	Cal Poly SLO	Santa Barbara, Calif.	Tr. (Phi.) - '10
	Gordon, Josh	WR	6-3	225	4/13/91	21	R	Baylor	Houston, Texas	D2 (Sup.) - '12
77	Greco, John	OL	6-4	315	3/24/85	27	5	Toledo	Youngstown, Ohio	Tr. (St. L.) - '11
49	Green, William	DL	6-3	250	4/28/90	22	R	Florida	Hoover, Ala.	FA - '12
87	Gronkowski, Dan	TE	6-5	255	1/21/85	27	3	Maryland	Williamsville, N.Y.	FA - '11
23	Haden, Joe	DB	5-11	190	4/14/89	23	3	Florida	Fort Washington, Md.	D1 - '10
27	Hagg, Eric	DB	6-1	205	9/15/89	22	2	Nebraska	Peoria, Ariz.	D7 - '11
2	Hardesty, Montario	RB	6-0	225	2/1/87	25	3	Tennessee	New Bern, N.C.	D2b - '10
2	Hodges, Reggie	P	6-0	220	1/26/82	30	6	Ball State	Champaign, Ill	FA - '09
93	Hughes, John	DL	6-2	320	4/27/88	24	R	Cincinnati	Gahanna, Ohio	D3 - '12
29	Jackson, Brandon	RB	5-10	216	10/2/85	26	6	Nebraska	Horn Lake, Miss.	UFA (G.B.) - '11
52	Jackson, D'Qwell	LB	6-0	240	9/26/83	28	7	Maryland	Largo, Fla.	D2 - '06
54	Jacobs, Benjamin	LB	6-4	243	4/17/88	24	1	Fresno State	Las Vegas, Nev.	FA - '11
50	Johnson, James-Michael	LB	6-1	240	8/20/89	23	R	Nevada	Las Vegas, Nev.	D4b - '12
5	Lanning, Spencer	P	5-11	200	5/21/88	24	1	South Carolina	Rock Hill, S.C.	FA - '12
66	Lavao, Shawn	OL	6-3	315	10/26/87	24	3	Arizona State	Honolulu, Hawaii	D3b - '10
9	Leuis, Thaddeus	QB	6-2	200	11/19/87	24	2	Duke	Opa-Locka, Fla.	W. (St. L.) - '11
15	Little, Greg	WR	6-2	220	5/30/89	23	2	North Carolina	Durham, N.C.	D2b - '11
55	Mack, Alex	OL	6-4	311	11/19/85	26	4	California	Santa Barbara, Calif.	D1 - '09
46	Maiva, Kaluka	LB	6-0	229	12/27/86	25	4	Southern California	Wailuku, Hawaii	D4 - '09
58	Mareic, Owen	FB	6-0	245	10/4/88	23	2	Stanford	Portland, Ore.	D4b - '11
11	Massaquoi, Mohamed	WR	6-2	207	11/24/86	25	4	Georgia	Charlotte, N.C.	D2b - '09
12	McCoy, Colt	QB	6-1	215	9/5/86	26	3	Texas	Tuscola, Texas	D3a - '10
60	Miller, Ryan	OL	6-7	320	7/6/89	23	R	Colorado	Littleton, Colo.	D5 - '12
18	Mitchell, Carlton	WR	6-3	215	4/6/88	24	3	South Florida	Gainesville, Fla.	D6a - '10
89	Moore, Evan	TE	6-6	250	1/3/85	27	4	Stanford	Brea, Calif.	FA - '09
10	Norwood, Jordan	WR	5-11	180	9/29/86	25	2	Penn State	State College, Pa.	FA - '10
25	Ogbonnaya, Chris	RB	6-0	225	5/5/86	26	3	Texas	Houston, Texas	FA - '11
95	Parker, Juqua	DL	6-2	250	5/15/78	34	12	Oklahoma State	Houston, Texas	UFA (Phi.) - '12
21	Patterson, Dimitri	DB	5-10	200	6/18/83	29	6	Tuskegee	Orlando, Fla.	UFA (Phi.) - '11
69	Paxson, Scott	DL	6-4	290	2/3/83	29	3	Penn State	Philadelphia, Pa.	FA - '11
62	Pinkston, Jason	OL	6-4	305	9/5/87	24	2	Pittsburgh	Pittsburgh, Pa.	D5b - '11
34	Reed, Antwan	DB	5-10	190	11/29/89	22	R	Pittsburgh	Johnstown, Pa.	FA - '12
83	Reed, Bert	WR	5-10	180	6/1/88	24	R	Florida	Panama City, Fla.	FA - '12
33	Richardson, Trent	RB	5-9	230	7/10/90	22	R	Alabama	Pensacola, Fla.	D1a - '12
47	Robertson, Craig	LB	6-1	229	2/11/88	24	1	North Texas	Stafford, Texas	FA - '11
71	Rubin, Ahtyba	DL	6-2	330	7/25/86	26	5	Iowa State	Pensacola, Fla.	D6a - '08
92	Rucker, Frostee	DL	6-3	280	9/14/83	28	7	Southern California	Tustin, Calif.	UFA (Cin.) - '12
85	Saffold, Jermaine	WR	6-0	200	3/5/89	23	R	Missouri State	Grandview, Mo.	FA - '12
70	Sanford, Brian	DL	6-2	280	9/12/87	24	1	Temple	Hartford, Conn.	FA - '10
91	Schaefering, Brian	DL	6-4	295	8/20/83	29	3	Lindenwood	St. Louis, Mo.	FA - '09
72	Schwartz, Mitchell	OL	6-5	320	6/8/89	23	R	California	Pacific Palisades, Calif.	D2 - '12
74	Shaw, Jarrod	OL	6-3	316	1/7/88	24	1	Tennessee	Lafayette, La.	FA - '11
97	Sheard, Jabaal	DL	6-2	255	5/10/89	23	2	Pittsburgh	Hollywood, Hills, Fla.	D2a - '11
68	Shugarts, Jeff	OL	6-6	305	10/26/89	22	R	Ohio State	Klein, Texas	FA - '12
36	Sims, David	DB	5-9	204	10/20/86	25	1	Iowa State	Gainesville, Fla.	FA - '11
22	Skne, Buster	DB	5-9	185	4/26/89	23	2	UT-Chattanooga	Woodstock, Ga.	D5a - '11
87	Smalley, Brad	FB	6-2	235	4/20/89	23	R	Alabama	Tuscaloosa, Ala.	D7b - '12
41	Smith, Alex	TE	6-4	258	5/22/82	30	8	Stanford	Denver, Colo.	FA - '10
90	Spears, Quinton	LB	6-4	234	5/11/88	24	2	Prairie View A&M	Montgomery, Texas	W. (Mia.) - '11
17	Spencer, Owen	WR	6-3	185	11/2/87	24	1	North Carolina State	Leland, N.C.	FA - '11
96	Stephens, Emmanuel	DL	6-3	255	2/17/87	25	2	Mississippi	Houston, Texas	W. (Atl.) - '11
35	Taylor, Phil	DL	6-3	335	4/7/88	24	2	Baylor	Clinton, Md.	D1 - '11
73	Thomas, Adonis	RB	5-9	185	2/25/89	23	R	Toledo	Newark, N.J.	FA - '12
35	Thomas, Joe	OL	6-6	312	12/4/84	27	6	Wisconsin	Brookfield, Wis.	D1a - '07
67	Tripp, Kiante	DL	6-6	276	10/7/87	24	2	Georgia	Atlanta, Ga.	FA - '11
41	Ventrone, Ray	DB	5-10	200	10/21/82	29	7	Villanova	Pittsburgh, Pa.	FA - '09
6	Wallace, Seneca	QB	5-11	205	8/6/80	32	10	Iowa State	Sacramento, Calif.	Tr. (Sea.) - '10
43	Ward, T.J.	DB	5-10	200	12/12/86	25	3	Oregon	San Francisco, Calif.	D2a - '10
82	Watson, Benjamin	TE	6-3	255	12/18/80	31	9	Georgia	Rock Hill, S.C.	UFA (N.E.) - '10
3	Weeden, Brandon	QB	6-3	220	10/14/83	28	R	Oklahoma State	Edmond, Okla.	D1b - '12
44	Williams, Eddie	FB	6-1	242	8/22/87	25	2	Idaho	San Mateo, Calif.	FA - '11
13	Willams, Rod	WR	6-2	205	4/24/85	27	1	Western New Mexico	Bessemer, Ala.	FA - '11
7	Wolfert, Jeff	K	6-2	185	10/22/85	26	1	Missouri	Overland Park, Kansas	FA - '12
28	Young, Usama	DB	6-0	200	5/8/85	27	6	Kent State	Largo, Md.	UFA (N.O.) - '11
57	Young, Christian	LS	6-1	256	7/8/88	24	2	UCLA	Colo de Caza, Calif.	FA - '11
26	Wade, Trevin	DB	5-10	190	8/1/89	23	R	Arizona	Austin, Texas	D7a - '12
79	Winn, Billy	DL	6-4	295	4/15/89	23	R	Boise State	Las Vegas, Nev.	D6b - '12

\* Ages as of regular-season opener (9/9/12)

# NUMERICAL ROSTER

NO	NAME	POS	HT	WT	DOB	*AGE	EXP	COLLEGE	HOMETOWN	HOW ACQ
2	Reggie Hodges	P	6-0	220	1/26/82	30	6	Ball State	Champaign, Ill	FA - '09
3	Brandon Weeden	QB	6-3	220	10/14/83	28	R	Oklahoma State	Edmond, Okla.	D1b - '12
4	Phil Dawson	K	5-11	200	1/23/75	37	14	Texas	Dallas, Texas	FA - '99
5	Spencer Lanning	P	5-11	200	5/21/88	24	1	South Carolina	Rock Hill, S.C.	FA - '12
6	Seneca Wallace	QB	5-11	205	8/6/80	32	10	Iowa State	Sacramento, Calif.	Tr. (Sea.) - '10
7	Jeff Wolfert	K	6-2	185	10/22/85	26	1	Missouri	Overland Park, Kansas	FA - '12
9	Thaddeus Lewis	QB	6-2	200	11/19/87	24	2	Duke	Opa-Locka, Fla.	W. (St. L.) - '11
10	Jordan Norwood	WR	5-11	180	9/29/86	25	2	Penn State	State College, Pa.	FA - '10
11	Mohamed Massaquoi	WR	6-2	207	11/24/86	25	4	Georgia	Charlotte, N.C.	D2b - '09
12	Colt McCoy	QB	6-1	215	9/5/86	26	3	Texas	Tuscola, Texas	D3a - '10
13	Rod Windsor	WR	6-2	205	4/24/85	27	1	Western New Mexico	Bessemer, Ala.	FA - '11
15	Greg Little	WR	6-2	220	5/30/89	23	2	North Carolina	Durham, N.C.	D2b - '11
16	Joshua Cribbs	WR	6-1	215	6/9/83	29	8	Kent State	Washington, D.C.	FA - '05
17	Owen Spencer	WR	6-3	185	11/2/87	24	1	North Carolina State	Leland, N.C.	FA - '11
18	Carlton Mitchell	WR	6-3	215	4/6/88	24	3	South Florida	Gainesville, Fla.	D6a - '10
20	Montario Hardesty	RB	6-0	225	2/1/87	25	3	Tennessee	New Bern, N.C.	D2b - '10
21	Dimitri Patterson	DB	5-10	200	6/18/83	29	6	Tuskegee	Orlando, Fla.	UFA (Phi.) - '11
22	Buster Skrine	DB	5-9	185	4/26/89	23	2	UT-Chattanooga	Woodstock, Ga.	D5a - '11
23	Joe Haden	DB	5-11	190	4/14/89	23	3	Florida	Fort Washington, Md.	D1 - '10
24	Sheldon Brown	DB	5-10	200	3/19/79	33	11	South Carolina	Fort Lawn, S.C.	Tr. (Phi.) - '10
25	Chris Ogbonnaya	RB	6-0	225	5/5/86	26	3	Texas	Houston, Texas	FA - '11
26	Trevin Wade	DB	5-10	190	8/1/89	23	R	Arizona	Austin, Texas	D7a - '12
27	Eric Hagg	DB	6-1	205	9/15/89	22	2	Nebraska	Peoria, Ariz.	D7 - '11
28	Usama Young	DB	6-0	200	5/8/85	27	6	Kent State	Largo, Md.	UFA (N.O.) - '11
29	Brandon Jackson	RB	5-10	216	10/2/85	26	6	Nebraska	Horn Lake, Miss.	UFA (G.B.) - '11
31	James Dockery	DB	6-1	185	11/9/88	23	2	Oregon State	La Quinta, Calif.	FA - '11
33	Trent Richardson	RB	5-9	230	7/10/90	22	R	Alabama	Pensacola, Fla.	D1a - '12
34	Antwan Reed	DB	5-10	190	11/29/89	22	R	Pittsburgh	Johnstown, Pa.	FA - '12
35	Adonis Thomas	RB	5-9	185	2/25/89	23	R	Toledo	Newark, N.J.	FA - '12
36	David Sims	DB	5-9	204	10/20/86	25	1	Iowa State	Gainesville, Fla.	FA - '11
37	Johnson Bademosi	DB	5-10	200	7/23/90	22	R	Stanford	Silver Springs, Md.	FA - '12
38	Emanuel Davis	DB	5-10	195	8/9/88	24	R	East Carolina	Manteo, N.C.	FA - '12
39	Tashaun Gipson	DB	5-11	205	8/7/90	22	R	Wyoming	Dallas, Texas	FA - '12
40	L.J. Fort	LB	6-0	230	1/3/90	22	R	Northern Iowa	Waynesville, Mo.	FA - '12
41	Ray Ventrone	DB	5-10	200	10/21/82	29	7	Villanova	Pittsburgh, Pa.	FA - '09
42	JoJo Dickson	LB	6-1	245	7/13/89	23	1	Idaho	Walluku, Hawaii	FA - '12
43	T.J. Ward	DB	5-10	200	12/12/86	25	3	Oregon	San Francisco, Calif.	D2a - '10
44	Eddie Williams	FB	6-1	242	8/22/87	25	2	Idaho	San Mateo, Calif.	FA - '11
47	Brad Smiley	FB	6-2	235	4/20/89	23	R	Alabama	Tuscaloosa, Ala.	D7b - '12
48	Craig Robertson	LB	6-1	229	2/11/88	24	1	North Texas	Stafford, Texas	FA - '11
48	Owen Marecic	FB	6-0	245	10/4/88	23	2	Texas	Portland, Ore.	D4b - '11
49	William Green	DL	6-3	250	4/28/90	22	R	Florida	Hoover, Ala.	FA - '12
50	James-Michael Johnson	LB	6-1	240	8/20/89	23	R	Nevada	Las Vegas, Nev.	D4b - '12
51	Chris Gocong	LB	6-2	263	11/16/83	28	7	Cal Poly SLO	Santa Barbara, Calif.	Tr. (Phi.) - '10
52	D'Qwell Jackson	LB	6-0	240	9/26/83	28	7	Maryland	Largo, Fla.	D2 - '06
53	Garth Gerhart	OL	6-1	305	10/21/88	23	R	Arizona State	Norco, Calif.	FA - '12
54	Benjamin Jacobs	LB	6-4	243	4/17/88	24	1	Fresno State	Las Vegas, Nev.	FA - '11
55	Alex Mack	OL	6-4	311	11/19/85	26	4	California	Santa Barbara, Calif.	D1 - '09
56	Kaluka Maiava	LB	6-0	229	12/27/86	25	4	Southern California	Walluku, Hawaii	D4 - '09
57	Christian Yount	LS	6-1	256	7/8/88	24	2	UCLA	Coto de Caza, Calif.	FA - '11
58	Marcus Benard	DL	6-2	256	7/26/85	27	4	Jackson State	Adrian, Mich.	FA - '09
59	Emmanuel Acho	LB	6-1	240	11/10/90	21	R	Texas	Dallas, Texas	D6a - '12
60	Ryan Miller	OL	6-7	320	7/6/89	23	R	Colorado	Littleton, Colo.	D5 - '12
61	Matt Cleveland	OL	6-3	295	8/15/89	23	R	Idaho	Kent, Wash.	FA - '12
62	Jason Pinkston	OL	6-4	305	9/5/87	24	2	Pittsburgh	Pittsburgh, Pa.	D5b - '11
63	Jake Anderson	OL	6-5	305	1/17/89	23	R	Akron	Erie, Pa.	FA - '12
64	Stanley Daniels	OL	6-4	320	11/30/84	27	2	Washington	San Diego, Calif.	FA - '12
66	Shawn Lauvao	OL	6-3	315	10/26/87	24	3	Arizona State	Honolulu, Hawaii	D3b - '10
67	Kiante Tripp	DL	6-6	276	10/7/87	24	2	Georgia	Atlanta, Ga.	FA - '11
68	Jeff Shugarts	OL	6-6	305	10/26/89	22	R	Ohio State	Klein, Texas	FA - '12
69	Scott Paxson	DL	6-4	290	2/3/83	29	3	Penn State	Philadelphia, Pa.	FA - '11
70	Brian Sanford	DL	6-2	280	9/12/87	24	1	Temple	Hartford, Conn.	FA - '10
71	Ahtyba Rubin	DL	6-2	330	7/25/86	26	5	Iowa State	Pensacola, Fla.	D6a - '08
72	Mitchell Schwartz	OL	6-5	320	6/8/89	23	R	California	Pacific Palisades, Calif.	D2 - '12
73	Joe Thomas	OL	6-6	312	12/4/84	27	6	Wisconsin	Brookfield, Wis.	D1a - '07
74	Jarrod Shaw	OL	6-3	316	1/7/88	24	1	Tennessee	Lafayette, La.	FA - '11
75	Oniel Cousins	OL	6-4	315	6/29/84	28	5	UTEP	Fullerton, Calif.	W. (Bal.) - '11
77	John Greco	OL	6-4	315	3/24/85	27	5	Toledo	Youngstown, Ohio	Tr. (St. L.) - '11
78	Dominic Alford	OL	6-3	320	2/22/88	24	1	Minnesota	Cleveland, Ohio	FA - '11
79	Billy Winn	DL	6-4	295	4/15/89	23	R	Boise State	Las Vegas, Nev.	D6b - '12
80	Travis Benjamin	WR	5-10	175	12/29/89	22	R	Miami (Fla.)	Bille Glade, Fla.	D4a - '12
81	Alex Smith	TE	6-4	258	5/22/82	30	8	Stanford	Denver, Colo.	FA - '10
82	Benjamin Watson	TE	6-3	255	12/18/80	31	9	Georgia	Rock Hill, S.C.	UFA (N.E.) - '10
83	Bert Reed	WR	5-10	180	6/1/88	24	R	Florida State	Panama City, Fla.	FA - '12
84	Jordan Cameron	WR	6-5	245	8/7/88	24	2	Southern California	Newbury Park, Calif.	D4a - '11
85	Jermaine Saffold	WR	6-0	200	3/5/89	23	R	Missouri State	Grandview, Mo.	FA - '12
87	Dan Gronkowski	TE	6-5	255	1/21/85	27	3	Maryland	Williamsville, N.Y.	FA - '11
88	Josh Cooper	WR	5-10	190	1/8/89	23	R	Oklahoma State	Mustang, Okla.	FA - '12
89	Evan Moore	TE	6-6	250	1/3/85	27	4	Stanford	Brea, Calif.	FA - '09
90	Quinton Spears	LB	6-4	234	5/11/88	24	2	Prairie View A&M	Montgomery, Texas	W. (Mia.) - '11
91	Brian Schaefering	DL	6-4	295	8/20/83	29	3	Lindenwood	St. Louis, Mo.	FA - '09
92	Frostee Rucker	DL	6-3	280	9/14/83	28	7	Southern California	Tustin, Calif.	UFA (Cin.) - '12
93	John Hughes	DL	6-2	320	4/27/88	24	R	Cincinnati	Gahanna, Ohio	D3 - '12
94	Auston English	DL	6-3	250	3/10/87	25	2	Oklahoma	Canadian, Texas	FA - '11
95	Juqua Parker	DL	6-2	250	5/15/78	34	12	Oklahoma State	Houston, Texas	UFA (Phi.) - '12
96	Emmanuel Stephens	DL	6-3	255	2/17/87	25	2	Mississippi	Houston, Texas	W. (Atl.) - '11
97	Jabaa Sheard	DL	6-2	255	5/10/89	23	2	Pittsburgh	Hollywood, Hills, Fla.	D2a - '11
98	Phil Taylor	DL	6-3	335	4/7/88	24	2	Baylor	Clinton, Md.	D1 - '11
99	Scott Fujita	LB	6-5	250	4/28/79	33	11	California	Ventura, Calif.	UFA (N.O.) - '10
	Josh Gordon	WR	6-3	225	4/13/91	21	R	Baylor	Houston, Texas	D2 (Sup.) - '12

\* Ages as of regular-season opener (9/9/12)



## 2012 CLEVELAND BROWNS TRANSACTIONS

### JANUARY 3

Signed OL **Dominic Alford** to a reserve/future contract.  
Signed OL **Stanley Daniels** to a reserve/future contract.  
Signed LB **Craig Robertson** to a reserve/future contract.  
Signed OL **Jarrold Shaw** to a reserve/future contract.  
Signed DB **David Sims** to a reserve/future contract.  
Signed RB **Armond Smith** to a reserve/future contract.  
Signed WR **Owen Spencer** to a reserve/future contract.  
Signed K **Jeff Wolfert** to a reserve/future contract.

### JANUARY 18

Named **Nolan Cromwell** senior asisstant - offense.

### JANUARY 24

Named **Tim Hauck** defensive backs coach.

### JANUARY 27

Named **Brad Childress** offensive coordinator.

### FEBRUARY 27

Signed LB **D'Qwell Jackson** to contract extention.

### MARCH 13

Tendered WR **Jordan Norwood** as exclusive rights player.  
Tendered DL **Brian Schaefering** as exclusive rights player.  
Signed OL **John Greco** to contract extention.  
Released P **Richmond McGee**.  
Released OL **Tony Pashos**.

### MARCH 14

Released OL **Eric Steinbach**.

### MARCH 15

Signed DL **Froste Rucker** as an unrestricted free agent.  
Re-signed TE **Alex Smith**.  
Re-signed OL **Oniel Cousins**.  
DL **Brian Schaefering** signed his tender as an exclusive rights player.

### MARCH 16

Signed DL **Juqua Parker** as an unrestricted free agent.  
Re-signed DB **Dimitri Patterson**.  
Released DL **Jayne Mitchell**.

### MARCH 19

Kicker **Phil Dawson** signed his tender as the club's franchise player.

### APRIL 17

WR **Jordan Norwood** signed his tender as an exclusive rights player.

### APRIL 26

Traded 1st (4th overall), 4th (118th), 5th (139th) and 7th (211th) round choices to Minnesota for Vikings' 1st round choice (3rd).  
Drafted RB **Trent Richardson** in the first round (3rd overall)  
Drafted QB **Brandon Weeden** in the first round (22nd overall).

### APRIL 27

Drafted OL **Mitchell Schwartz** in the second round (37th overall).  
Traded 3rd round choice (67th overall) to Denver for Broncos' 3rd (87th) and 4th (120th) round choices.  
Drafted DL **John Hughes** in the third round (87th overall).

### APRIL 28

Drafted WR **Travis Benjamin** in the fourth round (100th overall).  
Drafted LB **James-Michael Johnson** in the fourth round (120th overall).  
Drafted OL **Ryan Miller** in the fifth round (160th overall).  
Drafted LB **Emmanuel Acho** in the sixth round (204th overall).  
Drafted DT **Billy Winn** in the sixth round (205th overall).  
Drafted DB **Trevin Wade** in the seventh round (245th overall).  
Drafted RB **Brad Smelley** in the seventh round (247th overall).

### MAY 2

Awarded P **Spencer Lanning** off waivers from Jacksonville.

### MAY 9

Signed DB **Mike Allen** as an undrafted free agent.  
Signed OL **Jake Anderson** as an undrafted free agent.  
Signed DB **Johnson Bademosi** as an undrafted free agent.  
Signed OL **Matt Cleveland** as an undrafted free agent.  
Signed WR **Josh Cooper** as an undrafted free agent.  
Signed DB **Emanuel Davis** as an undrafted free agent.  
Signed LB **L.J. Fort** as an undrafted free agent.  
Signed OL **Garth Gerhart** as an undrafted free agent.  
Signed DB **Tashaun Gipson** as an undrafted free agent.  
Signed DL **William Green** as an undrafted free agent.  
Signed DB **Antwan Reed** as an undrafted free agent.  
Signed WR **Bert Reed** as an undrafted free agent.  
Signed WR **Jermaine Saffold** as an undrafted free agent.  
Signed OL **Jeff Shugarts** as an undrafted free agent.  
Signed LB **Andrew Sweat** as an undrafted free agent.  
Waived LB **Brian Smith**.

### MAY 12

Signed OL **Mitchell Schwartz**.  
Signed DL **John Hughes**.  
Signed WR **Travis Benjamin**.  
Signed LB **James-Michael Johnson**.  
Signed OL **Ryan Miller**.  
Signed DL **Billy Winn**.  
Signed DB **Trevin Wade**.  
Signed FB **Brad Smelley**.

### MAY 14

Signed LB **Emmanuel Acho**.  
Signed LB **JoJo Dickson** as a free agent.  
Signed RB **Adonis Thomas** as an undrafted free agent.  
Waived RB **Armond Smith**.  
Placed LB **Andrew Sweat** on the reserve/retired list.

### MAY 30

Waived DB **Mike Allen**.

### JULY 12

Selected WR **Josh Gordon** in the second round of the Supplemental Draft.

## PROTECTING THE ROCK

The Browns committed just 19 turnovers in 2011, which ranked as the second-fewest in the AFC and tied for the fourth-lowest in the NFL. The turnover total marked the team's lowest amount since 1991 when they committed 18.

### 2011 NFL FEWEST TURNOVERS

	TEAM	INT	FUMBLES	TOTAL
1.	San Francisco	5	5	10
2.	Green Bay	8	6	14
3.	New England	12	5	17
4.	Cleveland	13	6	19
	New Orleans	14	5	19

## 2011 AMERICAN FOOTBALL CONFERENCE

AFC EAST	W	L	T	PCT	PF	PA	HOME	AWAY	CONF	DIV	STRK
*-New England Patriots	13	3	0	.813	513	342	7-1	6-2	10-2	5-1	Won 8
New York Jets	8	8	0	.500	377	363	6-2	2-6	6-6	3-3	Lost 3
Miami Dolphins	6	10	0	.375	329	313	4-4	2-6	5-7	3-3	Won 1
Buffalo Bills	6	10	0	.375	372	434	5-3	1-7	4-8	1-5	Lost 1
AFC NORTH	W	L	T	PCT	PF	PA	HOME	AWAY	CONF	DIV	STRK
z-Baltimore Ravens	12	4	0	.750	378	266	8-0	4-4	9-3	6-0	Won 2
y-Pittsburgh Steelers	12	4	0	.750	325	227	7-1	5-3	9-3	4-2	Won 2
y-Cincinnati Bengals	9	7	0	.563	344	323	4-4	5-3	6-6	2-4	Lost 1
Cleveland Browns	4	12	0	.250	218	307	3-5	1-7	3-9	0-6	Lost 6
AFC SOUTH	W	L	T	PCT	PF	PA	HOME	AWAY	CONF	DIV	STRK
z-Houston Texans	10	6	0	.625	381	278	5-3	5-3	8-4	4-2	Lost 3
Tennessee Titans	9	7	0	.563	325	317	5-3	4-4	7-5	3-3	Won 2
Jacksonville Jaguars	5	11	0	.313	243	329	4-4	1-7	4-8	3-3	Won 1
Indianapolis Colts	2	14	0	.125	243	430	2-6	0-8	2-10	2-4	Lost 1
AFC WEST	W	L	T	PCT	PF	PA	HOME	AWAY	CONF	DIV	STRK
z-Denver Broncos	8	8	0	.500	309	390	3-5	5-3	6-6	3-3	Lost 3
San Diego Chargers	8	8	0	.500	406	377	5-3	3-5	7-5	3-3	Won 1
Oakland Raiders	8	8	0	.500	359	433	3-5	5-3	6-6	3-3	Lost 1
Kansas City Chiefs	7	9	0	.438	212	338	3-5	4-4	4-8	3-3	Won 1

## 2011 NATIONAL FOOTBALL CONFERENCE

NFC EAST	W	L	T	PCT	PF	PA	HOME	AWAY	CONF	DIV	STRK
z-New York Giants	9	7	0	.563	394	400	4-4	5-3	5-7	3-3	Won 2
Philadelphia Eagles	8	8	0	.500	396	328	3-5	5-3	6-6	5-1	Won 4
Dallas Cowboys	8	8	0	.500	369	347	5-3	3-5	6-6	2-4	Lost 2
Washington Redskins	5	11	0	.313	288	367	2-6	3-5	5-7	2-4	Lost 2
NFC NORTH	W	L	T	PCT	PF	PA	HOME	AWAY	CONF	DIV	STRK
*-Green Bay Packers	15	1	0	.938	560	359	8-0	7-1	12-0	6-0	Won 2
y-Detroit Lions	10	6	0	.625	474	387	5-3	5-3	6-6	3-3	Lost 1
Chicago Bears	8	8	0	.500	353	341	5-3	3-5	7-5	3-3	Won 1
Minnesota Vikings	3	13	0	.188	340	449	1-7	2-6	3-9	0-6	Lost 1
NFC SOUTH	W	L	T	PCT	PF	PA	HOME	AWAY	CONF	DIV	STRK
z-New Orleans Saints	13	3	0	.813	547	339	8-0	5-3	9-3	5-1	Won 8
y-Atlanta Falcons	10	6	0	.625	402	350	6-2	4-4	7-5	3-3	Won 1
Carolina Panthers	6	10	0	.375	406	429	3-5	3-5	3-9	2-4	Lost 1
Tampa Bay Buccaneers	4	12	0	.250	287	494	3-5	1-7	3-9	2-4	Lost 10
NFC WEST	W	L	T	PCT	PF	PA	HOME	AWAY	CONF	DIV	STRK
z-San Francisco 49ers	13	3	0	.813	380	229	7-1	6-2	10-2	5-1	Won 3
Arizona Cardinals	8	8	0	.500	312	348	6-2	2-6	7-5	4-2	Won 1
Seattle Seahawks	7	9	0	.438	321	315	4-4	3-5	6-6	3-3	Lost 2
St. Louis Rams	2	14	0	.125	193	407	1-7	1-7	1-11	0-6	Lost 7

\* Clinched division and home field advantage; y - Clinched wild card; z - Clinched division

## PLAYOFF RESULTS

### WILD CARD GAMES

HOUSTON TEXANS 31, Cincinnati Bengals 10 (January 7, 2012)  
 NEW ORLEANS SAINTS 45, Detroit Lions 28 (January 7, 2012)  
 NEW YORK GIANTS 24, Atlanta Falcons 2 (January 8, 2012)  
 DENVER BRONCOS 29, Pittsburgh Steelers 23 (January 8, 2012) (OT)

### DIVISIONAL PLAYOFFS

SAN FRANCISCO 49ERS 36, New Orleans Saints 32 (January 14, 2012)  
 NEW ENGLAND PATRIOTS 45, Denver Broncos 10 (January 14, 2012)  
 BALTIMORE RAVENS 20, Houston Texans 13 (January 15, 2012)  
 New York Giants 37, GREEN BAY PACKERS 20 (January 15, 2012)

### CONFERENCE CHAMPIONSHIPS

NEW ENGLAND PATRIOTS 23, Baltimore Ravens 20 (January 22, 2012)  
 New York Giants 20, SAN FRANCISCO 49ERS 17 (January 22, 2012)

### PRO BOWL AT HONOLULU, HAWAII

AFC 59, NFC 41 (January 29, 2012)

### SUPER BOWL XLVI AT INDIANAPOLIS, INDIANA

NEW YORK GIANTS 21, New England Patriots 17 (February 5, 2012)

Home Team in CAPS

## CLEVELAND BROWNS 2011 SEASON

### PRESEASON (WON 1, LOST 3)

DATE	OPPONENT	RESULT	SCORE	RECORD	ATTENDANCE
Aug. 13	GREEN BAY PACKERS	Won	27-17	1-0	57,077
Aug. 19	DETROIT LIONS	Lost	28-30	1-1	56,004
Aug. 25	at Philadelphia Eagles	Lost	14-24	1-2	69,144
Sept. 1	at Chicago Bears	Lost	14-24	1-3	59,874

### REGULAR SEASON (WON 4, LOST 12)

DATE	OPPONENT	RESULT	SCORE	RECORD	ATTENDANCE
Sept. 11	CINCINNATI BENGALS	Lost	17-27	0-1	67,321
Sept. 18	at Indianapolis Colts	Won	27-19	1-1	65,035
Sept. 25	MIAMI DOLPHINS	Won	17-16	2-1	66,651
Oct. 2	TENNESSEE TITANS	Lost	13-31	2-2	66,240
Oct. 16	at Oakland Raiders	Lost	17-24	2-3	57,300
Oct. 23	SEATTLE SEAHAWKS	Won	6-3	3-3	66,350
Oct. 30	at San Francisco 49ERS	Lost	10-20	3-4	69,732
Nov. 6	at Houston Texans	Lost	12-30	3-5	71,511
Nov. 13	ST. LOUIS RAMS	Lost	12-13	3-6	64,900
Nov. 20	JACKSONVILLE JAGUARS	Won	14-10	4-6	63,498
Nov. 27	at Cincinnati Bengals	Lost	20-23	4-7	48,260
Dec. 4	BALTIMORE RAVENS	Lost	10-24	4-8	63,648
Dec. 8	at Pittsburgh Steelers	Lost	3-14	4-9	60,754
Dec. 18	at Arizona Cardinals	Lost	17-20 (OT)	4-10	60,443
Dec. 24	at Baltimore Ravens	Lost	14-20	4-11	71,083
Jan. 1	PITTSBURGH STEELERS	Lost	9-13	4-12	68,266

## NFL OVERTIME PROCEDURES

For the 2010 postseason, the NFL installed a modified sudden death system to determine the winner when the score is tied at the end of regulation. Beginning in 2012, the system has been expanded to cover all NFL games, including regular-season and preseason games. Modified sudden death guarantees each team a possession or the opportunity to possess, unless the team that receives the opening kickoff scores a touchdown on its initial possession.

At the end of regulation time, the Referee will immediately toss coin at center of field in accordance with rules pertaining to the usual pregame toss. The captain of the visiting team will call the toss prior to the coin being flipped.

Following a three-minute intermission after the end of regulation, there shall be a maximum of one 15-minute period for all preseason and regular season games. Each team must possess or have the opportunity to possess the ball unless the team that has the ball first scores a touchdown on its initial possession. Play continues in sudden death until a winner is determined, and the game automatically ends upon any score (by safety, field goal, or touchdown) or when a score is awarded by Referee for a palpably unfair act. Each team shall be entitled to two timeouts, and if there is an excess timeout, the usual rules shall apply. Try is not attempted if touchdown scored. Disqualified players are not allowed to return.

If the score is tied at the end of a 15-minute overtime during the preseason or regular season the game shall result in a tie.

During the postseason, play will be continued in 15-minute periods until a winner is declared. During the postseason each team is entitled to three timeouts per half.

**Instant Replay:** No challenges. Reviews to be initiated by the replay official.

### Key Definitions

**Possession:** Actual possession of the ball with complete control. The defense gains possession when it catches, intercepts, or recovers a loose ball.

**Opportunity to possess:** The opportunity to possess occurs only during kicking plays. A kickoff is an opportunity to possess for the receiving team. If the kicking team legally recovers the kick, the receiving team is considered to have had its opportunity. A punt or a field goal that crosses the line of scrimmage and is muffed by the receiving team is considered to be an opportunity to possess for the receivers. Normal touching rules by the kicking team apply.

# 2011 FINAL STATISTICS

WON 4, LOST 12

DATE	W/L	SCORE	OPPONENT	ATTEND
9/11	L	17-27	CINCINNATI BENGALS	67,321
9/18	W	27-19	at Indianapolis Colts	65,035
9/25	W	17-16	MIAMI DOLPHINS	66,651
10/2	L	13-31	TENNESSEE TITANS	66,240
10/16	L	17-24	at Oakland Raiders	57,300
10/23	W	6-3	SEATTLE SEAHAWKS	66,350
10/30	L	10-20	at San Francisco 49ers	69,732
11/6	L	12-30	at Houston Texans	71,511
11/13	L	12-13	ST. LOUIS RAMS	64,900
11/20	W	14-10	JACKSONVILLE JAGUARS	63,498
11/27	L	20-23	at Cincinnati Bengals	48,260
12/4	L	10-24	BALTIMORE RAVENS	63,648
12/8	L	3-14	at Pittsburgh Steelers	60,754
12/18	L	17-20 OT	at Arizona Cardinals	60,443
12/24	L	14-20	at Baltimore Ravens	71,083
1/1	L	9-13	PITTSBURGH STEELERS	68,266

## TEAM STATISTICS

	BROWNS	OPPONENTS
TOTAL FIRST DOWNS	278	301
Rushing	77	124
Passing	173	149
Penalty	28	28
3rd Down: Made/Att	92/238	95/230
3rd Down Pct.	38.7	41.3
4th Down: Made/Att	10/18	6/14
4th Down Pct.	55.6	42.9
POSSESSION AVG.	29:07	30:53
TOTAL NET YARDS	4,621	5,318
Avg. Per Game	288.8	332.4
Total Plays	1,024	1,035
Avg. Per Play	4.5	5.1
NET YARDS RUSHING	1,531	2,359
Avg. Per Game	95.7	147.4
Total Rushes	415	534
NET YARDS PASSING	3,090	2,959
Avg. Per Game	193.1	184.9
Sacked/Yards Lost	39/210	32/199
Gross Yards	3,300	3,158
Att./Completions	570/320	469/265
Completion Pct.	56.1	56.5
Had Intercepted	13	9
PUNTS/AVERAGE	89/40.1	76/46.1
NET PUNTING AVG.	89/36.3	76/37.9
PENALTIES/YARDS	95/847	90/726
FUMBLES/BALL LOST	22/6	20/11
TOUCHDOWNS	21	31
Rushing	4	12
Passing	16	16
Returns	1	3

## SCORE BY PERIODS

	Q1	Q2	Q3	Q4	OT	PTS
BROWNS	26	83	35	74	0	218
OPPONENTS	82	94	62	66	3	307

## SCORING

	TD	R	PA	RT	PAT	FG	2PT	PTS
Dawson, Phil	0	0	0	0	20/20	24/29	0	92
Cribbs, Joshua	5	0	4	1	0/0	0/0	0	30
Moore, Evan	4	0	4	0	0/0	0/0	0	24
Hillis, Peyton	3	3	0	0	0/0	0/0	0	18
Little, Greg	2	0	2	0	0/0	0/0	0	12
Massaquoi, Mohamed	2	0	2	0	0/0	0/0	0	12
Watson, Benjamin	2	0	2	0	0/0	0/0	0	12
Norwood, Jordan	1	0	1	0	0/0	0/0	0	6
Ogbonnaya, Chris	1	1	0	0	0/0	0/0	0	6
Smith, Alex	1	0	1	0	0/0	0/0	0	6
BROWNS	21	4	16	1	20/20	24/29	0	218
OPPONENTS	31	12	16	3	31/31	30/34	0	307

## 2PT CONVERSIONS:

BROWNS: 0/1

OPPONENTS: 0/0

## SACKS:

J. Sheard 8.5, A. Rubin 5, P. Taylor 4, Gocong 3.5, D. Jackson 3.5, J. Mitchell 1.5, T. Brown 1, Haden 1, Paxson 1, Ward 1, (Group 1), Benard 0.5, Schaefering 0.5

BROWNS: 32 OPPONENTS: 39

FUM:LOST: McCoy 11/2, Cribbs 3/1, Hillis 2/1, Ogbonnaya 2/1, Hardesty 1/0, Marecic 1/0, Norwood 1/0, Wallace 1/1

	NO	YDS	AVG	LONG	TD
RUSHING	161	587	3.6	24t	3
Hillis, Peyton	73	334	4.6	40	1
Ogbonnaya, Chris	88	266	3.0	19	0
Hardesty, Montario	61	212	3.5	20	0
McCoy, Colt	7	70	10.0	27	0
Wallace, Seneca	7	25	3.6	15	0
Cribbs, Joshua	3	15	5.0	13	0
Little, Greg	8	12	1.5	4	0
Clayton, Thomas	4	8	2.0	3	0
Marecic, Owen	3	2	0.7	6	0
Smith, Armond	415	1,531	3.7	40	4
BROWNS	534	2,359	4.4	67	12
OPPONENTS					

	NO	YDS	AVG	LONG	TD
RECEIVING	61	709	11.6	76t	2
Little, Greg	41	518	12.6	45t	4
Cribbs, Joshua	37	410	11.1	34t	2
Watson, Benjamin	34	324	9.5	33	4
Moore, Evan	31	384	12.4	56	2
Massaquoi, Mohamed	23	268	11.7	51	1
Norwood, Jordan	23	165	7.2	19	0
Ogbonnaya, Chris	22	130	5.9	52	0
Hillis, Peyton	14	131	9.4	20	1
Smith, Alex	14	122	8.7	27	0
Hardesty, Montario	6	33	5.5	15	0
Cameron, Jordan	5	31	6.2	11	0
Marecic, Owen	3	31	10.3	19	0
Mitchell, Carlton	3	25	8.3	14	0
Robiskie, Brian	1	21	21.0	21	0
Wallace, Seneca	1	3	3.0	3	0
Clayton, Thomas	1	-5	-0.0	-5	0
McCoy, Colt	320	3,300	10.3	76t	16
BROWNS	265	3,158	11.9	80t	16
OPPONENTS					

	NO	YDS	AVG	LONG	TD
INTERCEPTIONS	3	33	11.0	29	0
Adams, Mike	2	0	0.0	0	0
Brown, Sheldon	1	28	28.0	28	0
Young, Usama	1	24	24.0	24	0
Jackson, D'Qwell	1	5	5.0	5	0
Skrine, Buster	1	3	3.0	3	0
Fujita, Scott	9	93	10.3	29	0
BROWNS	13	241	18.5	97t	1
OPPONENTS					

	NO	YDS	AVG	NET	TB	IN	LG	BL
PUNTING	81	3,282	40.5	36.7	1	32	63	0
Maynard, Brad	8	288	36.0	31.6	1	0	48	0
McGee, Richmond	89	3,570	40.1	36.3	2	32	63	0
BROWNS	76	3,505	46.1	37.9	10	19	67	0
OPPONENTS								

	RET	FC	YDS	AVG	LONG	TD
PUNT RETURNS	34	8	388	11.4	84t	1
Cribbs, Joshua	4	1	35	8.8	14	0
Norwood, Jordan	38	9	423	11.1	84t	1
BROWNS	26	28	303	11.7	68t	1
OPPONENTS						

	NO	YDS	AVG	LONG	TD
KICKOFF RETURNS	39	974	25.0	63	0
Cribbs, Joshua	4	46	11.5	13	0
Marecic, Owen	3	72	24.0	32	0
Skrine, Buster	2	42	21.0	30	0
Adams, Mike	48	1,134	23.6	63	0
BROWNS	46	1,055	22.9	101t	1
OPPONENTS					

	1-19	20-29	30-39	40-49	50+
FIELD GOALS	0/0	7/9	3/4	7/8	7/8
Dawson, Phil	0/0	7/9	3/4	7/8	7/8
BROWNS	1/1	14/14	6/7	7/9	2/3
OPPONENTS					

DAWSON: (20G) (20G, 23G) (30G) (48G, 51G) (47G) (48B, 52G, 53G, 24B) (52G) (50G, 51G) (44G, 32G, 43G, 27G, 22N) (38N) (32G, 54G, 55N) (21G) (20G) (44G) (26G, 45G, 49G)

OPP: (24G, 47G) (39G, 27G, 52G, 36G) (51N, 23G, 41G, 38G) (39G) (48G) (20G) (29G, 26G) (28G, 21G, 50G) (29G, 34G) (42G) (23G, 40G, 26G) (34N, 41N, 21G) (33G, 22G) (48G, 43G) (45N, 19G, 29G)

	ATT	CMP	YDS	CMP%	YDS/ATT	TD	TD%	INT	INT%	LONG	SACK	LOST	RATING
PASSING	463	265	2,733	57.2	5.90	14	3.0	11	2.4	56	32	173	74.6
McCoy, Colt	107	55	567	51.4	5.30	2	1.9	2	1.9	76t	6	30	65.4
Wallace, Seneca	0	0	0	0.0	0.0	0	0.0	0	0.0	0	1	7	0.0
Cribbs, Joshua	570	320	3,300	56.1	5.79	16	2.8	13	2.3	76t	39	210	72.8
BROWNS	469	265	3,158	56.5	6.73	16	3.4	9	1.9	80t	32	199	80.6
OPPONENTS													



## DEFENSIVE STATISTICS

PLAYER	TOTAL	TACKLES		ASST	SACKS	YDS	INTS	YDS	PBU	FOR	FUMBLES		TD
		SOLO									REC	SAFETY	
D'Qwell Jackson	158	116	42	3.5	25.0	1		24	3	1	3	0	0
Ahtyba Rubin	83	56	27	5.0	36.5	0		0	0	0	0	0	0
Chris Gocong	67	47	20	3.5	23.0	0		0	3	2	1	0	0
Usama Young	66	47	19	0.0	0.0	1		28	1	0	0	0	0
Joe Haden	65	54	11	1.0	0.0	0		0	19	1	1	0	0
Mike Adams	61	41	20	0.0	0.0	3		33	6	1	1	0	0
Phil Taylor	59	37	22	4.0	14.0	0		0	1	1	0	0	0
Jabaa! Sheard	55	39	16	8.5	73.5	0		0	2	5	1	0	0
Scott Fujita	51	37	14	0.0	0.0	1		3	3	0	0	0	0
Sheldon Brown	48	38	10	0.0	0.0	2		0	13	1	1	0	0
T.J. Ward	38	27	11	1.0	7.0	0		0	3	1	0	0	0
Jayne Mitchell	32	25	7	1.5	8.0	0		0	2	1	1	0	0
Brian Schaefering	29	18	11	0.5	1.0	0		0	0	0	0	0	0
Dimitri Patterson	26	22	4	0.0	0.0	0		0	12	0	0	0	0
Kaluka Maiava	24	21	3	0.0	0.0	0		0	0	1	0	0	0
Scott Paxson	21	10	11	1.0	5.0	0		0	1	0	1	0	0
Emmanuel Stephens	15	6	9	0.0	0.0	0		0	0	0	0	0	0
Buster Skrine	10	8	2	0.0	0.0	1		5	2	0	0	0	0
Eric Hagg	10	9	1	0.0	0.0	0		0	1	0	1	0	0
Brian Sanford	5	3	2	0.0	0.0	0		0	0	0	0	0	0
Auston English	4	4	0	0.0	0.0	0		0	0	0	0	0	0
Marcus Benard	2	1	1	0.5	1.0	0		0	0	0	0	0	0
Titus Brown	2	1	1	1.0	2.0	0		0	0	0	0	0	0
Kiante Tripp	1	0	1	0.0	0.0	0		0	0	0	0	0	0
TEAM	3	3	0	1.0	3.0	0		0	0	0	0	0	0

## SPECIAL TEAMS STATISTICS

PLAYER	TOTAL	TACKLES		ASST	FUMBLES		PATs	BLOCKED		TDS	SAFETY
		SOLO			FOR	REC		FGS	PUNTS		
Joshua Cribbs	14	9	5	0	0	0	0	0	0	0	0
Kaluka Maiava	10	8	2	0	0	0	0	0	0	0	0
Buster Skrine	9	7	2	0	0	0	0	0	0	0	0
Quinton Spears	8	8	0	0	0	0	0	0	0	0	0
Usama Young	5	4	1	0	0	0	0	0	0	0	0
James Dockery	5	2	3	0	0	0	0	0	0	0	0
Mike Adams	3	3	0	0	0	0	0	0	0	0	0
Titus Brown	3	3	0	0	0	0	0	0	0	0	0
Dimitri Patterson	3	3	0	0	0	0	0	0	0	0	0
Ray Ventrone	3	3	0	0	0	0	0	0	0	0	0
Owen Marecic	3	2	1	0	0	0	0	0	0	0	0
Chris Gocong	2	2	0	0	0	0	0	0	0	0	0
Emmanuel Stephens	2	1	1	0	0	0	0	0	0	0	0
Marcus Benard	1	1	0	0	0	0	0	0	0	0	0
Phil Dawson	1	1	0	0	0	0	0	0	0	0	0
Eric Hagg	1	1	0	0	0	0	0	0	0	0	0
Greg Little	1	1	0	0	0	0	0	0	0	0	0
Chris Ogbonnaya	1	1	0	0	0	0	0	0	0	0	0
Ryan Pontbriand	1	1	0	0	0	0	0	0	0	0	0
Alex Smith	1	1	0	0	0	0	0	0	0	0	0
T.J. Ward	1	1	0	0	0	0	0	0	0	0	0
Jordan Norwood	0	0	0	0	1	0	0	0	0	0	0
Armond Smith	1	0	1	0	0	0	0	0	0	0	0

## MISCELLANEOUS STATISTICS

PLAYER	TOTAL	TACKLES		ASST	FUMBLES		PATs	BLOCKED		TDS	SAFETY
		SOLO			FOR	REC		FGS	PUNTS		
Colt McCoy	2	2	0	0	0	5	0	0	0	0	0
Evan Moore	2	2	0	0	0	0	0	0	0	0	0
Benjamin Watson	2	2	0	0	0	0	0	0	0	0	0
Joe Thomas	2	1	1	0	3	0	0	0	0	0	0
Brian Robiskie	1	0	1	0	1	0	0	0	0	0	0
Joshua Cribbs	1	1	0	0	1	0	0	0	0	0	0
Alex Mack	1	1	0	0	1	0	0	0	0	0	0
Owen Marecic	0	0	0	0	1	0	0	0	0	0	0
Alex Smith	0	0	0	0	1	0	0	0	0	0	0
TEAM	1	1	0	0	0	0	0	0	0	0	0

# PARTICIPATION CHART

DATE OPPONENT	9/11 CIN	9/18 @IND	9/25 MIA	10/2 TEN	10/16 @OAK	10/23 SEA	10/30 @SF	11/6 @HOU	11/13 STL	11/20 JAC	11/27 @CIN	12/4 BAL	12/8 @PIT	12/18 @ARI	12/24 @BAL	1/1 PIT	GP	GS	DNP	IA	
Adams, M.	FS	FS	FS	FS	FS	FS	FS	FS	FS	FS	FS	FS	FS	FS	FS	FS	16	16	0	0	
Alford, D.	PS	PS	PS	PS	PS	PS	PS	PS	PS	PS	PS	PS	PS	PS	PS	PS	0	0	0	0	
Benard, M.	X	X	X	X	IR	IR	IR	IR	IR	IR	IR	IR	IR	IR	IR	IR	4	0	0	0	
Brown, S.	RCB	RCB	RCB	RCB	RCB	RCB	RCB	RCB	RCB	RCB	RCB	RCB	RCB	RCB	RCB	RCB	16	16	0	0	
Brown, T.	IA	IA	IA	IA	X	X	X	X	X	X	X	X	X	X	X	IR	10	0	0	4	
Cameron, J.	IA	IA	IA	IA	IA	X	X	X	X	IA	X	IA	IA	X	X	TE	TE	8	2	0	8
Clayton, T.	N	N	N	N	N	N	N	X	X	X	N	N	N	N	N	N	3	0	0	0	
Cousins, O.	RT	X	X	IA	IA	X	IA	DNP	DNP	IA	IA	IA	IA	IA	IA	DNP	4	1	3	9	
Cribbs, J.	X	WR	WR	X	X	WR	X	WR	X	WR	WR	FB	X	X	X	X	16	7	0	0	
Dawson, P.	X	X	X	X	X	X	X	X	X	X	X	X	X	X	X	X	16	0	0	0	
Dockery, J.	X	X	X	X	X	X	DNP	X	X	X	X	X	X	IA	IA	IA	12	0	1	3	
English, A.	PS	PS	PS	PS	X	X	IA	DNP	X	X	X	IA	IA	X	X	X	7	0	1	4	
Fujita, S.	SLB	SLB	SLB	SLB	SLB	IA	SLB	SLB	SLB	SLB	SLB	IR	IR	IR	IR	IR	10	10	0	1	
Gocong, C.	WLB	WLB	WLB	WLB	WLB	WLB	WLB	WLB	WLB	WLB	WLB	SLB	SLB	SLB	SLB	SLB	16	16	0	0	
Greco, J.	X	X	X	X	IA	X	X	X	X	X	X	X	X	X	X	X	15	0	0	1	
Grissett, T.	N	N	N	N	N	N	N	N	N	N	N	N	N	N	N	PS	PS	0	0	0	
Gronkowski, D.	N	N	N	N	N	N	N	N	N	N	N	N	N	N	N	X	2	0	0	0	
Haden, J.	LCB	LCB	LCB	LCB	IA	LCB	LCB	LCB	LCB	LCB	LCB	LCB	LCB	LCB	LCB	LCB	15	15	0	1	
Hagg, E.	IA	IA	IA	IA	IA	IA	X	X	X	X	X	X	X	X	X	X	10	0	0	6	
Hardesty, M.	X	X	RB	RB	X	RB	RB	IA	IA	IA	DNP	X	X	DNP	DNP	X	10	4	3	3	
Hicks, A.	X	RT	RT	DNP	X	IA	DNP	X	DNP	DNP	X	DNP	DNP	X	X	RT	9	3	6	1	
Hillis, P.	RB	RB	IA	RB	RB	IA	IA	IA	IA	X	X	RB	RB	RB	RB	RB	10	9	0	6	
Hodges, R.	IR	IR	IR	IR	IR	IR	IR	IR	IR	IR	IR	IR	IR	IR	IR	IR	0	0	0	0	
Jackson, B.	IR	IR	IR	IR	IR	IR	IR	IR	IR	IR	IR	IR	IR	IR	IR	IR	0	0	0	0	
Jackson, D.	MLB	MLB	MLB	MLB	MLB	MLB	MLB	MLB	MLB	MLB	MLB	MLB	MLB	MLB	MLB	MLB	16	16	0	0	
Jacobs, B.	PS	PS	PS	PS	PS	PS	PS	PS	PS	PS	PS	X	X	X	X	X	5	0	0	0	
Lauvaio, S.	RG	RG	RG	RG	RG	RG	RG	RG	RG	RG	RG	RG	RG	RG	RG	RG	16	16	0	0	
Lewis, T.	IA	IA	IA	IA	IA	IA	IA	IA	IA	IA	IA	IA	IA	IA	DNP	DNP	DNP	0	0	3	13
Little, G.	X	X	WR	X	WR	WR	WR	WR	WR	X	WR	WR	WR	WR	WR	WR	16	12	0	0	
Mack, A.	C	C	C	C	C	C	C	C	C	C	C	C	C	C	C	C	16	16	0	0	
Maiaiva, K.	X	X	X	X	X	SLB	X	X	X	X	X	WLB	WLB	WLB	WLB	WLB	16	6	0	0	
Marecic, O.	FB	FB	FB	X	X	X	FB	X	X	IA	X	X	IA	X	X	X	14	4	0	2	
Massaquoi, M.	WR	WR	WR	WR	WR	WR	WR	IA	WR	IA	WR	X	WR	WR	WR	WR	14	13	0	2	
Maynard, B.	N	X	X	X	X	X	X	X	X	X	X	X	X	X	X	X	15	0	0	0	
McCoy, C.	QB	QB	QB	QB	QB	QB	QB	QB	QB	QB	QB	QB	QB	IA	IA	IA	13	13	0	3	
McGee, R.	X	IR	IR	IR	IR	IR	IR	IR	IR	IR	IR	IR	IR	IR	IR	IR	1	0	0	0	
Mitchell, C.	IA	IA	X	IA	IA	IA	X	X	X	X	X	X	X	X	X	X	11	0	0	5	
Mitchell, J.	LE	RE	RE	RE	RE	RE	RE	RE	DNP	X	IA	RE	RE	RE	RE	RE	14	13	1	1	
Moore, E.	X	X	X	X	X	X	X	X	X	TE	TE	X	X	X	TE	TE	16	4	0	0	
Norwood, J.	X	X	X	X	X	X	X	X	WR	WR	X	WR	X	WR	IA	IA	14	4	0	2	
Ogbonnaya, C.	N	N	N	N	N	X	X	RB	RB	RB	RB	X	X	X	X	X	11	4	0	0	
Omon, X.	N	PS	PS	PS	PS	N	N	N	N	N	N	N	N	N	N	N	0	0	0	0	
Pashos, T.	IA	IA	IA	RT	RT	RT	RT	RT	RT	RT	RT	RT	RT	RT	RT	RT	12	12	0	4	
Patterson, D.	X	X	X	X	LCB	X	X	IA	IA	X	X	X	X	X	X	X	14	1	0	2	
Paxson, S.	X	X	X	X	X	X	X	X	X	X	X	X	X	X	X	X	16	0	0	0	
Pinkston, J.	LG	LG	LG	LG	LG	LG	LG	LG	LG	LG	LG	LG	LG	LG	LG	LG	16	16	0	0	
Pontbriand, R.	X	X	X	X	X	X	X	X	X	X	X	N	N	N	N	N	11	0	0	0	
Porter, Q.	PS	N	N	N	N	N	N	N	N	N	N	N	N	N	N	N	0	0	0	0	
Robertson, C.	N	N	N	N	N	N	N	N	N	N	N	N	N	N	N	PS	PS	0	0	0	
Robiskie, B.	WR	X	X	WR	X	X	DNP	N	N	N	N	N	N	N	N	N	6	2	1	0	
Rubin, A.	DT	DT	DT	DT	DT	DT	DT	DT	DT	DT	DT	DT	DT	DT	DT	DT	16	16	0	0	
Sanford, B.	PS	PS	PS	PS	PS	PS	PS	PS	PS	PS	PS	X	X	X	X	X	5	0	0	0	
Schaefering, B.	X	X	X	X	X	X	X	X	X	X	X	X	X	X	X	X	16	0	0	0	
Shaw, J.	PS	PS	PS	PS	PS	PS	PS	PS	PS	PS	PS	PS	PS	PS	PS	PS	0	0	0	0	
Sheard, J.	RE	LE	LE	LE	LE	LE	LE	LE	LE	LE	LE	LE	LE	LE	LE	LE	16	16	0	0	
Sims, D.	N	N	N	N	N	N	N	N	N	N	N	N	PS	PS	PS	PS	0	0	0	0	
Skrine, B.	X	X	X	X	X	X	X	X	X	X	X	X	X	X	X	X	16	0	0	0	
Smith, Al.	X	X	X	X	TE	TE	TE	X	X	X	X	X	X	TE	IR	IR	14	4	0	0	
Smith, Ar.	DNP	X	X	X	DNP	PS	PS	PS	PS	PS	PS	PS	PS	PS	PS	PS	3	0	2	0	
Smith, B.	N	N	N	N	N	N	N	N	N	N	N	N	PS	PS	PS	X	2	0	0	0	
Spears, Q.	X	X	X	X	X	X	X	X	X	X	IA	IA	IA	X	X	X	13	0	0	3	
Spencer, O.	N	N	N	N	N	N	N	N	N	N	N	N	N	N	N	N	PS	0	0	0	
Steinbach, E.	IR	IR	IR	IR	IR	IR	IR	IR	IR	IR	IR	IR	IR	IR	IR	IR	0	0	0	0	
Stephens, E.	X	X	X	X	X	X	X	RE	RE	RE	RE	IR	IR	IR	IR	IR	11	3	2	0	
Ta'ufu'ou, W.	N	PS	PS	PS	PS	PS	PS	PS	N	N	N	N	N	N	N	N	0	0	0	0	
Taylor, P.	DT	DT	DT	DT	DT	DT	DT	DT	DT	DT	DT	DT	DT	DT	DT	DT	16	16	0	0	
Thomas, J.	LT	LT	LT	LT	LT	LT	LT	LT	LT	LT	LT	LT	LT	LT	LT	LT	16	16	0	0	
Tripp, K.	N	N	N	N	N	PS	PS	PS	PS	PS	PS	X	X	X	IA	IA	3	0	0	3	
Vallos, S.	IA	IA	IA	IA	X	IA	IA	IA	IA	IA	IA	IA	IA	IA	IA	IA	1	0	0	15	
Ventrone, R.	X	X	X	X	X	X	IA	IA	IA	X	X	X	X	X	X	X	14	0	0	2	
Wallace, S.	DNP	DNP	DNP	DNP	DNP	DNP	DNP	DNP	X	DNP	DNP	X	X	QB	QB	QB	6	3	10	0	
Ward, T.J.	SS	SS	SS	SS	SS	SS	SS	SS	IA	IA	IA	IA	IA	IA	IR	IR	8	8	0	6	
Watson, B.	TE	TE	X	TE	TE	TE	TE	TE	TE	TE	TE	X	TE	IR	IR	IR	13	11	0	0	
Williams, E.	PS	N	N	N	N	N	N	N	N	PS	PS	PS	PS	X	X	X	3	0	0	0	
Windsor, R.	PS	PS	PS	PS	PS	PS	PS	PS	PS	PS	PS	PS	PS	PS	PS	PS	16	16	0	0	
Young, U.	X	X	X	X	X	X	X	X	SS	SS	SS	SS	SS	SS	SS	SS	16	7	0	0	
Yount, C.	N	N	N	N	N	N	N	N	N	N	N	X	X	X	X	X	5	0	0	0	

N - Not with Team; PS - Practice Squad; X - Played in game; IA - Inactive; PUP - Physically unable to perform list; NFI - Non-football Injury; 3rd - Third Quarterback; SUS - Suspended by Commissioner; E - Roster Exemption; PSI - Practice Squad Injured

## OFFENSIVE GAME-BY-GAME STARTERS

GAME	OPP	WR	LT	LG	C	RG	RT	TE	WR	QB	RB	FB
9/11	CIN	Robiskie	Thomas	Pinkston	Mack	Lauvao	Cousins	Watson	Massaquoi	McCoy	Hillis	Mareic
9/18	at Ind	Cribbs	Thomas	Pinkston	Mack	Lauvao	Hicks	Watson	Massaquoi	McCoy	Hillis	Mareic
9/25	MIA	Cribbs	Thomas	Pinkston	Mack	Lauvao	Hicks	Little (WR)	Massaquoi	McCoy	Hardesty	Mareic
10/2	TEN	Robiskie	Thomas	Pinkston	Mack	Lauvao	Pashos	Watson	Massaquoi	McCoy	Hillis	Hardesty (RB)
10/16	at Oak	Little	Thomas	Pinkston	Mack	Lauvao	Pashos	Watson	Massaquoi	McCoy	Hillis	Al. Smith (TE)
10/23	SEA	Little	Thomas	Pinkston	Mack	Lauvao	Pashos	Watson	Massaquoi	McCoy	Hardesty	Al. Smith (TE)
10/30	at SF	Little	Thomas	Pinkston	Mack	Lauvao	Pashos	Watson	Cribbs	McCoy	Hardesty	Al. Smith (TE)
11/6	at Hou	Little	Thomas	Pinkston	Mack	Lauvao	Pashos	Watson	Massaquoi	McCoy	Ogbonnaya	Mareic
11/13	STL	Little	Thomas	Pinkston	Mack	Lauvao	Pashos	Watson	Cribbs	McCoy	Ogbonnaya	Norwood (WR)
11/20	JAC	Norwood	Thomas	Pinkston	Mack	Lauvao	Pashos	Watson	Massaquoi	McCoy	Ogbonnaya	Moore (TE)
11/27	at Cin	Little	Thomas	Pinkston	Mack	Lauvao	Pashos	Watson	Cribbs	McCoy	Ogbonnaya	Moore (TE)
12/4	BAL	Little	Thomas	Pinkston	Mack	Lauvao	Pashos	Cribbs (WR)	Massaquoi	McCoy	Hillis	Norwood (WR)
12/8	at Pit	Little	Thomas	Pinkston	Mack	Lauvao	Pashos	Watson	Massaquoi	McCoy	Hillis	Cribbs (WR)
12/18	at Ari	Little	Thomas	Pinkston	Mack	Lauvao	Pashos	Smith	Massaquoi	Wallace	Hillis	Norwood (WR)
12/24	at Bal	Little	Thomas	Pinkston	Mack	Lauvao	Pashos	Cameron	Massaquoi	Wallace	Hillis	Moore (TE)
1/1	PIT	Little	Thomas	Pinkston	Mack	Lauvao	Hicks	Moore	Massaquoi	Wallace	Hillis	Cameron (TE)

## DEFENSIVE GAME-BY-GAME STARTERS

GAME	OPP	LE	DT	DT	RE	SLB	MLB	WLB	LCB	RCB	FS	SS
9/11	CIN	J. Mitchell	Taylor	Rubin	Sheard	Fujita	Jackson	Gocong	Haden	S. Brown	Adams	Ward
9/18	at Ind	Sheard	Taylor	Rubin	J. Mitchell	Fujita	Jackson	Gocong	Haden	S. Brown	Adams	Ward
9/25	MIA	Sheard	Taylor	Rubin	J. Mitchell	Fujita	Jackson	Gocong	Haden	S. Brown	Adams	Ward
10/2	TEN	Sheard	Taylor	Rubin	J. Mitchell	Fujita	Jackson	Gocong	Haden	S. Brown	Adams	Ward
10/16	at Oak	Sheard	Taylor	Rubin	J. Mitchell	Fujita	Jackson	Gocong	Patterson	S. Brown	Adams	Ward
10/23	SEA	Sheard	Taylor	Rubin	J. Mitchell	Maiaava	Jackson	Gocong	Haden	S. Brown	Adams	Ward
10/30	at SF	Sheard	Taylor	Rubin	J. Mitchell	Fujita	Jackson	Gocong	Haden	S. Brown	Adams	Ward
11/6	at Hou	Sheard	Taylor	Rubin	J. Mitchell	Fujita	Jackson	Gocong	Haden	S. Brown	Adams	Ward
11/13	STL	Sheard	Taylor	Rubin	Stephens	Fujita	Jackson	Gocong	Haden	S. Brown	Adams	Young
11/20	JAC	Sheard	Taylor	Rubin	Stephens	Fujita	Jackson	Gocong	Haden	S. Brown	Adams	Young
11/27	at Cin	Sheard	Taylor	Rubin	Stephens	Fujita	Jackson	Gocong	Haden	S. Brown	Adams	Young
12/4	BAL	Sheard	Taylor	Rubin	J. Mitchell	Gocong	Jackson	Maiaava	Haden	S. Brown	Adams	Young
12/8	at Pit	Sheard	Taylor	Rubin	J. Mitchell	Gocong	Jackson	Maiaava	Haden	S. Brown	Adams	Young
12/18	at Ari	Sheard	Taylor	Rubin	J. Mitchell	Gocong	Jackson	Maiaava	Haden	S. Brown	Adams	Young
12/24	at Bal	Sheard	Taylor	Rubin	J. Mitchell	Gocong	Jackson	Maiaava	Haden	S. Brown	Adams	Young
1/1	PIT	Sheard	Taylor	Rubin	J. Mitchell	Gocong	Jackson	Maiaava	Haden	S. Brown	Adams	Young

## GAME-BY-GAME INACTIVES

GAME	OPP											
9/11	CIN	Lewis	C. Mitchell	Hagg	T. Brown	Vallos	Pashos	Cameron				
9/18	at Ind	Lewis	C. Mitchell	Hagg	T. Brown	Vallos	Pashos	Cameron				
9/25	MIA	Lewis	Hillis	Hagg	T. Brown	Vallos	Pashos	Cameron				
10/2	TEN	Lewis	C. Mitchell	Hagg	T. Brown	Vallos	Cousins	Cameron				
10/16	at Oak	Lewis	C. Mitchell	Hagg	Haden	Greco	Cousins	Cameron				
10/23	SEA	Lewis	C. Mitchell	Hagg	Hillis	Vallos	Hicks	Fujita				
10/30	at SF	Lewis	Massaquoi	Ventrone	Hillis	Vallos	Cousins	English				
11/6	at Hou	Lewis	Patterson	Ventrone	Hillis	Vallos	Hardesty	English				
11/13	STL	Lewis	Massaquoi	Patterson	Hillis	Vallos	Hardesty	Ward				
11/20	JAC	Lewis	Cousins	Cameron	Hillis	Vallos	Hardesty	Ward				
11/27	at Cin	Lewis	Cousins	Mareic	J. Mitchell	Vallos	Spears	Ward				
12/4	BAL	Lewis	Cousins	Cameron	English	Vallos	Spears	Ward				
12/8	at Pit	Lewis	Cousins	Cameron	English	Vallos	Spears	Ward				
12/18	at Ari	McCoy	Cousins	Dockery	Mareic	Vallos	Tripp	Ward				
12/24	at Bal	McCoy	Cousins	Dockery	Norwood	Vallos	Tripp	Windsor				
1/1	PIT	McCoy	Pashos	Dockery	Norwood	Vallos	Tripp	Windsor				

## TURNOVER TABLE

GAME	OPP	FUMBLES	TAKEAWAYS			PTS OFF	FUMBLES	INT	GIVEAWAYS		DIFFERENCE	RESULT
			INTS	TOTAL					TOTAL	PTS OFF		
9/11	CIN	0	0	0	0	0	0	1	1	0	-1	L 17-27
9/18	at Ind	1	1	2	6	1	0	1	1	3	+1	W, 27-19
9/25	MIA	1	1	2	0	0	1	1	1	7	+1	W, 17-16
10/2	TEN	0	1	1	0	0	1	1	1	7	0	L, 13-31
10/16	at Oak	1	0	1	7	1	0	1	1	7	0	L, 17-24
10/23	SEA	1	1	2	3	0	1	1	1	0	+1	W, 6-3
10/30	at SF	0	0	0	0	1	1	2	7	-2	L, 10-20	
11/6	at Hou	0	1	1	0	1	1	2	10	-1	L, 12-30	
11/13	STL	1	1	2	3	1	0	1	3	+1	L, 12-13	
11/20	JAC	0	0	0	0	0	1	1	0	-1	W, 14-10	
11/27	at Cin	1	0	1	7	0	1	1	3	0	L, 20-23	
12/4	BAL	1	0	1	3	0	1	1	3	0	L, 10-24	
12/8	at Pit	2	1	3	0	0	2	2	7	+1	L, 3-14	
12/18	at Ari	0	1	1	0	1	0	1	3	-1	L, 17-20	
12/24	at Bal	0	1	1	7	0	1	1	7	0	L, 14-20	
1/1	PIT	2	0	2	0	0	1	1	7	+1	L, 9-13	
Totals	16 games	9	9	18	36	6	13	19	74	+1		

## GAME-BY-GAME - LONGEST DRIVES - PLAYS

GAME	#PLAYS	BROWNS			#PLAYS	OPPONENTS		
		NET	YARDS/TIME	DRIVE RESULT		NET	YARDS/TIME	DRIVE RESULT
9/11 CIN	10	50/4:50		Field Goal	10	35/4:40		Field Goal
9/18 at Ind	11	55/6:22		Touchdown	12	83/2:35		Touchdown
9/25 MIA	13	80/2:40		Touchdown	14	70/8:08		Field Goal
10/2 TEN	15	69/5:52		Touchdown	11	46/4:59		Field Goal
10/16 at Oak	14	95/3:38		Touchdown	15	88/7:48		Touchdown
10/23 SEA	14	60/6:49		Blocked FG	9	60/2:39		Field Goal
10/30 at SF	8	80/2:24		Touchdown	12	64/4:21		Touchdown
11/6 at Hou	11	64/5:48		Touchdown	13	78/7:19		Field Goal
11/13 STL	11	54/5:57		Field Goal	10	69/4:58		Touchdown
11/20 JAC	12	85/6:22		Touchdown	18	92/9:53		Touchdown
11/27 at Cin	15	66/6:01		Field Goal	13	76/7:33		Downs
12/4 BAL	10	73/2:36		Touchdown	12	78/6:27		Missed FG
12/8 at Pit	12	45/2:52		Downs	14	89/7:47		Downs
12/18 at Ari	15	54/7:19		Field Goal	11	87/4:49		Touchdown
12/24 at Bal	12	80/5:45		Touchdown	11	62/5:09		Field Goal
1/1 PIT	10	57/3:54		Field Goal	13	66/5:17		Field Goal

## GAME-BY-GAME - LONGEST DRIVES - NET YARDS

GAME	#PLAYS	BROWNS			#PLAYS	OPPONENTS		
		NET	YARDS/TIME	DRIVE RESULT		NET	YARDS/TIME	DRIVE RESULT
9/11 CIN	9	90/3:21		Touchdown	5	62/1:51		Touchdown
9/18 at Ind	10	80/3:38		Touchdown	12	83/2:35		Touchdown
9/25 MIA	13	80/2:40		Touchdown	11	75/3:38		Field Goal
10/2 TEN	15	69/5:52		Touchdown	1	80/0:18		Touchdown
10/16 at Oak	14	95/3:38		Touchdown	15	88/7:48		Touchdown
10/23 SEA	14	60/6:49		Blocked FG	9	60/2:39		Field Goal
10/30 at SF	8	80/2:24		Touchdown	11	88/7:03		Field Goal
11/6 at Hou	11	64/5:48		Touchdown	9	82/5:10		Touchdown
11/13 STL	8	68/4:26		Field Goal	10	69/4:58		Touchdown
11/20 JAC	8	87/4:32		Touchdown	18	92/9:53		Touchdown
11/27 at Cin	9	82/4:05		Touchdown	13	76/7:33		Downs
12/4 BAL	10	73/2:36		Touchdown	12	78/6:27		Missed FG
12/8 at Pit	10	78/5:38		Field Goal	14	89/7:47		Downs
12/18 at Ari	6	88/3:21		Touchdown	11	87/4:49		Touchdown
12/24 at Bal	11	81/3:21		End of Half	9	82/4:53		Touchdown
1/1 PIT	10	57/3:54		Field Goal	9	71/1:06		Field Goal

## GAME-BY-GAME OFFENSIVE STATISTICS

OPP	1ST DOWNS				DOWN CONV.				RUSHING				PASS SK				TDS				FGS				FUM				PEN				PUNTS			
	T	R	PASS	PEN	3RD	4TH	NET	YDS	PLAYS	NET	ATT	AVG	NET	YDS	GROSS	A	C	TD	INT	R	P	RET	M	A	NO	LOST	NO	YDS	NO	AVG	POSS					
9/11 CIN	17	5	11	1	4-15	1-2	285	68	83	26	3.2	202	2-11	213	40	19	2	1	0	2	0	1	1	1	0	11	72	8	36	29:37						
9/18 at Ind	18	8	9	1	8-16	1-1	303	67	106	34	3.1	197	1-14	211	32	22	1	0	2	1	0	2	2	4	1	3	49	5	40.2	34:34						
9/25 MIA	19	3	13	3	3-11	1-1	280	58	70	19	3.7	210	0-0	210	39	19	2	1	0	2	0	1	1	0	0	8	68	4	40.2	22:09						
10/2 TEN	25	3	19	3	8-20	2-5	416	87	84	22	3.8	332	4-18	350	61	40	1	1	0	1	0	2	2	1	0	5	40	4	38.6	36:53						
10/16 at Oak	18	2	16	0	8-16	0-1	268	68	65	21	3.1	203	2-12	215	45	21	2	0	0	2	0	1	1	1	1	7	34	6	45.2	25:19						
10/23 SEA	20	5	12	3	12-24	0-0	298	84	139	45	3.2	159	4-19	178	35	20	0	1	0	0	0	2	4	1	0	7	48	5	38.6	42:56						
10/30 at SF	18	5	11	2	6-14	2-2	290	61	66	23	2.9	224	4-17	241	34	22	1	1	0	1	0	1	1	5	1	5	39	6	44	27:07						
11/6 at Hou	10	2	7	1	4-12	2-2	172	47	44	21	2.1	128	4-18	146	22	14	1	1	0	1	0	2	2	1	1	4	35	4	43.8	24:45						
11/13 STL	16	5	9	2	5-14	0-0	335	59	126	30	4.2	209	2-9	218	27	20	0	0	0	0	4	5	2	1	6	60	5	41.6	32:27							
11/20 JAC	20	6	10	4	4-10	0-0	334	54	148	28	5.3	186	2-13	199	24	17	1	1	1	1	0	0	1	0	0	9	70	3	36	29:07						
11/27 at Cin	17	9	7	1	6-15	0-1	274	66	134	30	4.5	140	2-11	151	34	16	2	1	0	2	0	2	3	1	0	3	15	5	43	28:26						
12/4 BAL	13	2	9	2	3-14	1-1	233	56	59	17	3.5	174	3-22	196	36	18	1	1	0	1	0	1	1	0	0	6	37	8	39.6	22:26						
12/8 at Pit	19	4	12	3	7-16	0-1	304	69	98	30	3.3	206	3-16	222	36	19	0	2	0	0	0	1	1	2	0	6	54	6	34.2	32:18						
12/18 at Ari	16	9	7	0	5-14	0-0	333	62	120	29	4.1	213	2-13	226	31	18	1	0	1	1	0	1	1	1	1	9	74	7	39.7	31:22						
12/24 at Bal	18	6	10	2	5-13	0-1	256	60	117	25	4.7	139	2-8	147	33	19	1	1	0	1	0	1	0	0	0	6	95	6	41.8	27:42						
1/1 PIT	14	3	11	0	4-14	0-0	240	58	72	15	4.8	168	2-9	177	41	16	0	1	0	0	0	3	3	2	0	5	40	6	38.3	20:49						
TOTAL	278	77	173	28	92-238	10-18	4,521	1,024	1,531	415	3.7	3,090	39-210	3,300	570	326	16	13	4	16	1	24	29	22	6	95	847	89	40.1	29:07						

## GAME-BY-GAME DEFENSIVE STATISTICS

OPP	1ST DOWNS				DOWN CONV.				RUSHING				PASS SK				TDS				FGS				FUM				PEN				PUNTS			
	T	R	PASS	PEN	3RD	4TH	NET	YDS	PLAYS	NET	ATT	AVG	NET	YDS	GROSS	A	C	TD	INT	R	P	RET	M	A	NO	LOST	NO	YDS	NO	AVG	POSS					
9/11 CIN	17	6	8	3	7-17	0-0	294	64	139	33	4.2	155	4-18	173	27	15	2	0	1	2	0	2	2	2	0	3	22	8	47.8	30:23						
9/18 at Ind	19	6	12	1	4-14	0-0	285	66	109	26	4.2	176	2-15	191	38	19	1	1	0	1	0	4	4	1	1	4	21	4	52	25:26						
9/25 MIA	22	9	10	3	4-13	1-2	369	72	138	38	3.6	231	5-24	255	29	19	1	1	0	1	0	3	4	2	1	10	93	3	50.3	37:51						
10/2 TEN	13	6	7	0	4-12	0-0	332	50	112	29	3.9	220	0-0	220	21	10	3	1	0	3	1	1	1	0	0	5	45	6	39.5	25:04						
10/16 at Oak	18	9	8	1	8-16	2-3	329	66	151	40	3.8	178	2-9	187	24	15	1	0	1	1	1	1	1	3	1	5	35	4	48.5	34:41						
10/23 SEA	9	2	5	2	2-12	0-1	137	50	68	16	3.8	69	4-28	97	30	12	0	1	0	0	0	1	1	2	1	8	68	7	50.1	17:04						
10/30 at SF	19	7	10	2	6-15	0-1	348	64	174	39	4.5	174	1-3	177	24	15	1	0	1	1	0	2	2	1	0	5	40	5	53.6	32:53						
11/6 at Hou	21	14	7	0	9-14	1-1	380	63	261	40	6.5	119	0-0	119	23	14	0	1	3	0	0	3	3	0	0	2	15	2	47.5	35:15						
11/13 STL	17	8	8	1	4-12	0-0	281	58	133	32	4.2	148	1-7	155	25	15	1	0	1	0	1	0	2	2	1	1	7	55	5	47.2	27:33					
11/20 JAC	23	10	9	4	7-15	0-0	303	71	108	29	3.7	195	1-15	210	41	22	0	0	1	0	0	1	1	1	0	9	81	5	40.6	30:53						
11/27 at Cin	18	4	13	1	6-14	0-1	389	65	132	32	4.1	257	2-13	270	31	21	1	0	1	0	1	0	3	3	1	1	5	35	4	47.8	31:34					
12/4 BAL	24	16	7	1	9-19	1-2	448	79	290	55	5.3	158	1-0	158	23	10	0	0	2	0	0	1	1	3	1	4	18	3	36	37:34						
12/8 at Pit	20	7	11	2	2-8	0-1	416	53	147	28	5.3	269	2-11	280	23	16	2	1	0	2	0	0	0	2	2	12	97	4	41.3	27:42						
12/18 at Ari	24	5	16	3	8-16	0-0	363	74	74	24	3.1	289	4-24	313	46	28	1	1	1	1	0	2	2	0	0	2	13	7	44.6	32:42						
12/24 at Bal	15	7	6	2	7-17	0-0	284	62	162	37	4.4	122	1-10	132	24	11	2	1	0	2	0	2	2	1	0	5	51	5	44.6	32:18						
1/1 PIT	22	8	12	2	8-16	1-2	360	78	161	36	4.5	199	2-22	221	40	23	0	0	1	0	0	2	3	2	2	4	37	4	45.3	39:11						
TOTAL	301	124	149	28	95-230	6-14	5,318	1,035	2,359	534	4.4	2,959	32-199	3,158	469	265	16	9	12	16	3	30	34	20	11	90	726	76	46.1	30:53						



## 2011 NUMBERS IN THE RED ZONE

### vs. Cincinnati Bengals (9/11)

ATTEMPTS IN THE RED ZONE									
	1st	2nd	3rd	4th	Total	TDs	FGs	Pts.	Turn.
Offense	0	1	1	0	2	1	1	10	0
Defense	2	0	0	0	2	1	1	10	0

### at Indianapolis Colts (9/18)

ATTEMPTS IN THE RED ZONE									
	1st	2nd	3rd	4th	Total	TDs	FGs	Pts.	Turn.
Offense	0	2	0	2	4	2	2	20	0
Defense	0	1	1	1	3	1	2	13	0

### vs. Miami Dolphins (9/25)

ATTEMPTS IN THE RED ZONE									
	1st	2nd	3rd	4th	Total	TDs	FGs	Pts.	Turn.
Offense	0	0	1	1	2	1	1	10	0
Defense	1	1	1	0	3	1	2	13	0

### vs. Tennessee Titans (10/2)

ATTEMPTS IN THE RED ZONE									
	1st	2nd	3rd	4th	Total	TDs	FGs	Pts.	Turn.
Offense	0	0	0	1	1	1	0	7	0
Defense	1	1	0	0	2	2	0	14	0

### at Oakland Raiders (10/16)

ATTEMPTS IN THE RED ZONE									
	1st	2nd	3rd	4th	Total	TDs	FGs	Pts.	Turn.
Offense	0	1	0	1	2	2	0	14	0
Defense	1	0	0	1	2	1	0	7	1

### vs. Seattle Seahawks (10/23)

ATTEMPTS IN THE RED ZONE									
	1st	2nd	3rd	4th	Total	TDs	FGs	Pts.	Turn.
Offense	0	0	0	2	2	0	0	0	1
Defense	0	0	1	0	1	0	1	3	0

### at San Francisco (10/30)

ATTEMPTS IN THE RED ZONE									
	1st	2nd	3rd	4th	Total	TDs	FGs	Pts.	Turn.
Offense	0	0	0	0	0	0	0	0	0
Defense	2	2	0	1	5	2	2	20	1

### at Houston Texans (11/6)

ATTEMPTS IN THE RED ZONE									
	1st	2nd	3rd	4th	Total	TDs	FGs	Pts.	Turn.
Offense	0	0	0	1	1	1	0	7	0
Defense	1	2	1	0	4	2	2	20	0

### vs. St. Louis Rams (11/13)

ATTEMPTS IN THE RED ZONE									
	1st	2nd	3rd	4th	Total	TDs	FGs	Pts.	Turn.
Offense	0	2	1	1	4	0	3	9	1
Defense	0	2	0	1	3	1	2	13	0

### vs. Jacksonville Jaguars (11/20)

ATTEMPTS IN THE RED ZONE									
	1st	2nd	3rd	4th	Total	TDs	FGs	Pts.	Turn.
Offense	0	1	1	2	4	2	0	14	2
Defense	0	1	0	2	3	1	1	10	0

### at Cincinnati Bengals (11/27)

ATTEMPTS IN THE RED ZONE									
	1st	2nd	3rd	4th	Total	TDs	FGs	Pts.	Turn.
Offense	0	2	0	0	2	1	1	10	0
Defense	2	0	1	1	4	1	2	13	1

### vs. Baltimore Ravens (12/4)

ATTEMPTS IN THE RED ZONE									
	1st	2nd	3rd	4th	Total	TDs	FGs	Pts.	Turn.
Offense	0	0	1	0	1	0	1	3	0
Defense	0	3	1	1	5	2	1	17	1

### at Pittsburgh Steelers (12/8)

ATTEMPTS IN THE RED ZONE									
	1st	2nd	3rd	4th	Total	TDs	FGs	Pts.	Turn.
Offense	1	0	0	1	2	0	1	3	0
Defense	1	1	0	1	3	1	0	7	2

### at Arizona Cardinals (12/18)

ATTEMPTS IN THE RED ZONE									
	1st	2nd	3rd	4th	OT	Total	TDs	FGs	Pts.
Offense	1	0	0	0	0	1	1	0	7
Defense	0	1	0	2	1	4	2	2	20

### at Baltimore Ravens (12/24)

ATTEMPTS IN THE RED ZONE									
	1st	2nd	3rd	4th	Total	TDs	FGs	Pts.	Turn.
Offense	0	1	0	1	2	1	0	7	0
Defense	1	0	0	0	1	1	0	7	0

### vs. Pittsburgh Steelers (11/12)

ATTEMPTS IN THE RED ZONE									
	1st	2nd	3rd	4th	Total	TDs	FGs	Pts.	Turn.
Offense	0	1	0	0	1	0	1	3	0
Defense	0	2	2	0	4	1	2	13	1

## COLDEST/WARMEST GAMES IN CLEVELAND HISTORY

The following are the coldest and warmest games played by the Browns in Cleveland only. The temperatures reflect those at kickoff, and do not include a wind chill or heat index.

### Coldest

Date	Opponent	Temp.	Kickoff	Result
1. January 4, 1981	Oakland	1	12:00 noon	L, 12-14*
2. December 11, 1977	Houston	7	1:00 p.m.	L, 15-19
3. December 17, 1989	Minnesota	10	1:00 p.m.	W, 23-17
December 10, 2009	Pittsburgh	15	8:20 p.m.	W, 13-6#

### Warmest

Date	Opponent	Temp.	Kickoff	Result
1. September 15, 1991	Cincinnati	88	1:00 p.m.	W, 14-13
2. September 8, 2002	Kansas City	86	1:00 p.m.	L, 39-40
3. September 10, 1978	Cincinnati	85	1:00 p.m.	W, 13-10 (OT)

\*Playoff Game

#Coldest in history of Cleveland Browns Stadium

## 2011 TEAM SUPERLATIVES

### MOST POINTS

Browns:	27 (9/18 at Indianapolis)
Opponent:	31 (10/2 vs. Tennessee)

### MOST POINTS, QUARTER

Browns:	14, two times, most recently: Second (9/18 vs. Indianapolis)
Opponent:	14, three times, most recently: First (11/6 at Houston)

### MOST POINTS, HALF

Browns:	17, First (11/27 at Cincinnati)
Opponent:	24, First (11/6 at Houston)

### MOST FIRST DOWNS

Browns:	25 (10/2 vs. Tennessee)
Opponent:	24, two times, most recently: (12/18 at Arizona)

### MOST YARDS RUSHING (NET)

Browns:	148 (11/20 vs. Jacksonville)
Opponent:	290 (12/4 vs. Baltimore)

### MOST RUSHING ATTEMPTS

Browns:	45 (10/23 vs. Seattle)
Opponent:	55 (12/4 vs. Baltimore)

### MOST PASSING YARDS (NET)

Browns:	332 (10/2 vs. Tennessee)
Opponent:	289 (12/18 at Arizona)

### MOST PASSING ATTEMPTS

Browns:	61 (10/2 vs. Tennessee)
Opponent:	46 (12/18 at Arizona)

### MOST PASSING COMPLETIONS

Browns:	40 (10/2 vs. Tennessee)
Opponent:	28 (12/18 at Arizona)

### MOST SACKS (BY DEFENSE)

Browns:	5.0 (9/11 vs. Cincinnati)
Opponent:	4.0, four times, most recently: (11/6 at Houston)

### MOST TOTAL NET YARDS

Browns:	416 (10/2 vs. Tennessee)
Opponent:	448 (12/4 vs. Baltimore)

### MOST PENALTIES (NO. - YARDS)

Browns:	11 - 72 (9/11 vs. Cincinnati)
Opponent:	12 - 97 (12/8 at Pittsburgh)

### MOST TIME OF POSSESSION

Browns:	42:56 (10/23 vs. Seattle)
Opponent:	39:11 (11/12 vs. Pittsburgh)

### FEWEST POINTS

Browns:	3 (12/8 at Pittsburgh)
Opponent:	3 (10/23 vs. Seattle)

### FEWEST POINTS, HALF

Browns:	0, three times, most recently: First (12/24 at Baltimore)
Opponent:	0, First (10/23 vs. Seattle)

### FEWEST FIRST DOWNS

Browns:	10 (11/6 at Houston)
Opponent:	9 (10/23 vs. Seattle)

### FEWEST YARDS RUSHING (NET)

Browns:	44 (11/6 at Houston)
Opponent:	68 (10/23 vs. Seattle)

### FEWEST RUSHING ATTEMPTS

Browns:	15 (11/12 vs. Pittsburgh)
Opponent:	16 (10/23 vs. Seattle)

### FEWEST PASSING YARDS (NET)

Browns:	128 (11/6 at Houston)
Opponent:	69 (10/23 vs. Seattle)

### FEWEST PASSING ATTEMPTS

Browns:	22 (12/18 at Houston)
Opponent:	21, two times, most recently: (12/8 at Pittsburgh)

### FEWEST COMPLETIONS

Browns:	14 (11/6 at Houston)
Opponent:	10, two times, most recently: (12/4 vs. Baltimore)

### FEWEST SACKS (BY DEFENSE)

Browns:	0.0, two times, most recently: (11/6 at Houston)
Opponent:	0.0, two times, most recently: (9/25 vs. Miami)

### FEWEST TOTAL NET YARDS

Browns:	172 (11/6 at Houston)
Opponent:	137 (10/23 vs. Seattle)

### FEWEST PENALTIES (NO. - YARDS)

Browns:	3 - 15 (11/27 at Cincinnati)
Opponent:	2 - 13 (12/18 at Arizona)

### LEAST TIME OF POSSESSION

Browns:	22:09 (9/25 vs. Miami)
Opponent:	17:04 (10/23 vs. Seattle)

## 2011 INDIVIDUAL SINGLE-GAME HIGHS

### MOST YARDS RUSHING

Browns:	115, Chris Ogbonnaya (11/20 vs. Jacksonville)
Opponent:	204, Ray Rice (12/4 vs. Baltimore)

### MOST RUSHING ATTEMPTS

Browns:	33, Montario Hardesty (10/23 vs. Seattle)
Opponent:	31, Frank Gore (10/30 at San Francisco)

### MOST RUSHING TOUCHDOWNS

Browns:	2, Peyton Hillis (9/18 at Indianapolis)
Opponent:	1, 12 times, most recently: Isaac Redman (11/12 vs. Pittsburgh)

### LONGEST RUSH

Browns:	40, Chris Ogbonnaya (11/20 vs. Jacksonville)
Opponent:	67, Ray Rice (12/4 vs. Baltimore)

### MOST YARDS PASSING

Browns:	350, Colt McCoy (10/2 vs. Tennessee)
Opponent:	313, John Skelton (12/18 at Arizona)

### MOST PASSING ATTEMPTS

Browns:	61, Colt McCoy (10/2 vs. Tennessee)
Opponent:	46, John Skelton (12/18 at Arizona)

### MOST PASSING COMPLETIONS

Browns:	40, Colt McCoy (10/2 vs. Tennessee)
Opponent:	28, John Skelton (12/18 at Arizona)

### HIGHEST COMP. PERCENTAGE (MIN. 15 ATT.)

Browns:	74.1%, Colt McCoy (11/13 vs. St. Louis)
Opponent:	76.2%, Ben Roethlisberger (12/8 at Pittsburgh)

### MOST TOUCHDOWN PASSES

Browns:	2, four times, most recently: Colt McCoy (11/27 at Cincinnati)
Opponent:	3, Matt Hasselbeck (10/2 vs. Tennessee)

### MOST RECEPTIONS

Browns:	7, Joshua Cribbs (11/12 vs. Pittsburgh)
Opponent:	7, two times, most recently: Todd Heap (12/18 at Arizona)

### MOST RECEIVING YARDS

Browns:	131, Greg Little (12/18 at Arizona)
Opponent:	151, Antonio Brown (12/8 at Pittsburgh)

### LONGEST RECEPTION

Browns:	76, Greg Little (12/18 at Arizona)
Opponent:	80, Jared Cook (10/2 vs. Tennessee)

### MOST TOUCHDOWN RECEPTIONS

Browns:	1, 16 times, most recently: Evan Moore (12/24 at Baltimore)
Opponent:	1, 16 times, most recently: Ray Rice/Ed Dickson (12/24 at Baltimore)

### MOST POINTS

Browns:	12, Peyton Hillis (9/18 at Indianapolis)
Opponent:	6, 28 times, most recently: Isaac Redman (11/12 vs. Pittsburgh)

### MOST SACKS

Browns:	2.0, three times, most recently: Chris Gocong/Jabaa Sheard (12/18 at Arizona)
Opponent:	2.0, five times, most recently: O'Brien Schofield (12/18 at Arizona)

### MOST INTERCEPTIONS

Browns:	1, nine times, most recently: Sheldon Brown (12/24 at Baltimore)
Opponent:	1, 13 times, most recently: Troy Polamalu (11/12 vs. Pittsburgh)

# 2011 GAME SUMMARIES

# 1

## CINCINNATI BENGALS 27, CLEVELAND BROWNS 17

SEPTEMBER 11, 2011 • CLEVELAND BROWNS STADIUM •  
ATTENDANCE: 67,321

Team	1	2	3	4	Final
Cincinnati	10	5	0	4	27
Cleveland	0	14	3	0	17

### SCORING SUMMARY

Team	Q	Time	Play
Bengals	1	8:20	M. Nugent 24 yd. Field Goal (10-35, 4:40)
Bengals	1	2:22	J. Gresham 2 yd. pass from A. Dalton (M. Nugent kick) (7-41, 4:04)
Bengals	2	11:30	M. Nugent 47 yd. Field Goal (9-42, 4:24)
Browns	2	9:17	B. Watson 34 yd. pass from C. McCoy (P. Dawson kick) (4-57, 2:13)
Browns	2	4:14	E. Moore 2 yd. pass from C. McCoy (P. Dawson kick) (9-90, 3:21)
Browns	3	8:36	P. Dawson 20 yd. Field Goal
Bengals	4	4:28	A. Green 41 yd. pass from B. Gradkowski (M. Nugent kick) (5-62, 1:51)
Bengals	4	1:49	C. Benson 39 yd. run (M. Nugent kick) (3-46, 0:18)

### TEAM STATISTICS

	CIN	CLE
FIRST DOWNS:	17	17
TIME OF POSSESSION:	30:23	29:37
TOTAL NET YARDS: (Ru/Pa):	294 (139/155)	285 (83/202)
SACKS/YARDS:	2/11	4/18
PUNTS/AVERAGE:	8/47.8	8/36.0
PENALTIES/YARDS:	3/22	11/72
FUMBLES/LOST:	2/0	1/0

### INDIVIDUAL STATISTICS

#### PASSING:

CLE: C. McCoy 19-40-213 (2 TD, INT)  
CIN: A. Dalton 10-15-81 (TD), B. Gradkowski 5-12-92 (TD)

#### RUSHING:

CLE: P. Hillis 17-57, M. Hardesty 5-18, C. McCoy 3-11, J. Cribbs 1-3  
CIN: C. Benson 25-121 (TD), B. Leonard 2-15, B. Scott 4-3, B. Gradkowski 2-0

#### RECEIVING:

CLE: P. Hillis 6-30, M. Massaquoi 3-77, B. Watson 3-45 (TD), E. Moore 3-35 (TD), J. Cribbs 1-13, G. Little 1-12, J. Norwood 1-6, C. McCoy 1-5  
CIN: J. Gresham 6-58 (TD), J. Simpson 4-44, B. Leonard 2-29, A. Green 1-41 (TD), C. Benson 1-2, J. Shipley, 1-1

#### INTERCEPTIONS:

CLE: None  
CIN: M. Johnson 1-0

#### SACKS:

CLE: D. Jackson 2-16, J. Haden 1-0, B. Schaefering 0.5-1, M. Benard 0.5-1  
CIN: R. Nelson 1-8, C. Crocker 1-3

#### PUNTING:

CLE: R. McGee 8-288 (36.0)  
CIN: K. Huber 8-382 (47.8)

#### PUNT RETURNS:

CLE: J. Cribbs 6-58 (9.7)  
CIN: B. Tate 1-15 (15.0)

#### KICKOFF RETURNS:

CLE: J. Cribbs 3-91 (30.3)  
CIN: B. Tate 4-92 (23.0)

#### MISSED FIELD GOALS:

CLE: None  
CIN: None

### KEY GAME NOTES

• Tight ends Benjamin Watson and Evan Moore each recorded touchdown receptions. The last time two Browns tight end each scored a touchdown in a single game was on October 1, 2006 when Kellen Winslow and Darnell Dinkins each scored at Oakland.

• With both Phil Taylor (defensive tackle) and Jabaal Sheard (right end) in the starting line up on defense, it marked the first time since 1991 that the club has started at least two rookies on the defensive line in the same game. That year, defensive end Ernie Logan, left tackle James Jones and left end Pio Sagapolutele opened the game at Pittsburgh on December 22, 1991.

# 2

## CLEVELAND BROWNS 27, INDIANAPOLIS COLTS 19

SEPTEMBER 18, 2011 • LUCAS OIL STADIUM •  
ATTENDANCE: 65,035

Team	1	2	3	4	Final
Cleveland	0	14	3	13	27
Indianapolis	3	6	3	7	19

### SCORING SUMMARY

Team	Q	Time	Play
Colts	1	10:31	A. Vinatori 39 yd. Field Goal (10-67, 4:29)
Colts	1	14:15	A. Vinatori 27 yd. Field Goal (10-78, 4:40)
Browns	2	7:53	E. Moore 16 yd. pass from C. McCoy (P. Dawson kick) (11-55, 6:22)
Colts	2	3:53	A. Vinatori 52 yd. Field Goal (10-34, 4:00)
Browns	2	0:15	P. Hillis 1 yd. run (P. Dawson kick) (10-80, 3:38)
Colts	3	6:52	A. Vinatori 36 yd. Field Goal (9-42, 3:52)
Browns	4	10:57	P. Dawson 20 yd. Field Goal (7-19, 3:49)
Browns	4	3:55	P. Hillis 24 yd. run (P. Dawson kick) (3-28, 0:55)
Browns	4	2:59	P. Dawson 23 yd. Field Goal (4-9, 0:24)
Colts	4	0:24	D. Clark 6 yd. pass from K. Collins (A. Vinatori kick) (12-83, 2:35)

### TEAM STATISTICS

	CLE	IND
FIRST DOWNS:	18	19
TIME OF POSSESSION:	34:34	25:26
TOTAL NET YARDS: (Ru/Pa):	303 (106/197)	285 (109/176)
SACKS/YARDS:	2/15	1/14
PUNTS/AVERAGE:	5/40.2	4/52.0
PENALTIES/YARDS:	3/49	4/21
FUMBLES/LOST:	4/1	1/1

### INDIVIDUAL STATISTICS

#### PASSING:

CLE: C. McCoy 22-32-211 (TD)  
IND: K. Collins 19-38-191 (TD, INT)

#### RUSHING:

CLE: P. Hillis 27-94 (2 TD), C. McCoy 3-10, M. Hardesty 3-1, O. Marecic 1-1  
IND: J. Addai 14-64, D. Carter 11-46, K. Collins 1-1

#### RECEIVING:

CLE: G. Little 4-38, P. Hillis 4-23, M. Massaquoi 3-45, J. Cribbs 3-41, Al. Smith 3-19, B. Watson 2-16, O. Marecic 2-13, E. Moore 1-16 (TD)  
IND: R. Wayne 4-66, J. Addai 4-37, D. Clark 4-32 (TD), P. Garcon 3-28, A. Collie 3-24, B. Eldridge 1-4

#### INTERCEPTIONS:

CLE: U. Young 1-28  
IND: None

#### SACKS:

CLE: J. Sheard 1-8, A. Rubin 1-7  
IND: D. Freeneay 1-14

#### PUNTING:

CLE: B. Maynard 5-201 (40.2)  
IND: P. McAfee 4-208 (52.0)

#### PUNT RETURNS:

CLE: J. Cribbs 2-52 (26.0)  
IND: None

#### KICKOFF RETURNS:

CLE: J. Cribbs 2-80 (40.0)  
IND: J. Lefeged 3-66 (22.0)

#### MISSED FIELD GOALS:

CLE: None  
IND: None

### KEY GAME NOTES

• Kicker Phil Dawson converted two field goals, his 16th straight game with a field goal dating back to 2010, as he eclipsed his own club record.

• Tight end Evan Moore's 16 yard touchdown reception was his second of the season and third of his career. Moore became the first Browns player to record a touchdown reception in each of the first two games of a season since wide receiver Andre Davis in 2002 and the first Browns tight end with a touchdown reception in each of the first two games of a season since Ozzie Newsome in 1979.

• Rookie defensive lineman Jabaal Sheard recorded his first career sack, forced fumble and fumble recovery.

• Making his Browns debut, punter Brad Maynard punted five times with a net average of 40.2, while placing three inside the 20 yard line.

# 3

## CLEVELAND BROWNS 17, MIAMI DOLPHINS 17

SEPTEMBER 25, 2011 • CLEVELAND BROWNS STADIUM •  
ATTENDANCE: 66,651

Team	1	2	3	4	Final
Miami	7	3	3	4	17
Cleveland	0	7	3	7	17

### SCORING SUMMARY

Team	Q	Time	Play
Dolphins	1	8:09	D. Thomas 10 yd. pass from C. Henne (D. Carpenter kick) (4-43, 1:56)
Browns	2	7:16	J. Cribbs 33 yd. pass from C. McCoy (P. Dawson kick) (6-59, 2:43)
Dolphins	2	0:27	D. Carpenter 23 yd. Field Goal (11-75, 3:38)
Browns	3	10:37	P. Dawson 30 yd. Field Goal (9-68, 4:23)
Dolphins	3	2:29	D. Carpenter 41 yd. Field Goal (14-70, 8:08)
Dolphins	4	3:23	D. Carpenter 38 yd. Field Goal (8-39, 2:57)
Browns	4	0:43	M. Massaquoi 14 yd. pass from C. McCoy (P. Dawson kick) (13-80, 2:40)

### TEAM STATISTICS

	MIA	CLE
FIRST DOWNS:	22	19
TIME OF POSSESSION:	37:51	22:09
TOTAL NET YARDS: (Ru/Pa):	369 (138/231)	280 (70/210)
SACKS/YARDS:	0/0	5/24
PUNTS/AVERAGE:	3/50.3	5/42.2
PENALTIES/YARDS:	10/93	8/85
FUMBLES/LOST:	2/1	0/0

### INDIVIDUAL STATISTICS

**PASSING:**  
CLE: C. McCoy 19-39-210 (2 TD, INT)  
MIA: C. Henne 19-29-255 (2 TD, INT)

**RUSHING:**  
CLE: M. Hardesty 14-67, O. Marecic 1-3, Ar. Smith 2-2, C. McCoy 2-2  
MIA: D. Thomas 23-95, R. Bush 10-13, C. Henne 4-26, L. Hilliard 1-4

**RECEIVING:**  
CLE: B. Watson 5-64, J. Cribbs 3-49 (TD), G. Little 3-24, M. Hardesty 3-19, M. Massaquoi 2-26 (TD), E. Moore 2-19, Al. Smith 1-9  
MIA: D. Bess 5-52, B. Hartline 4-87, B. Marshall 4-43, D. Thomas 3-27 (TD), A. Fasano 1-26, R. Bush 1-12, L. Hilliard 1-8

**INTERCEPTIONS:**  
CLE: M. Adams 1-4  
MIA: J. Wilson 1-5

**SACKS:**  
CLE: J. Mitchell 1.5-6 A. Rubin 1.5-6, P. Taylor 1-3, D. Jackson 0.5-3, C. Gocong 0.5-3  
MIA: None

**PUNTING:**  
CLE: B. Maynard 5-211 (42.2)  
MIA: B. Fields 3-151 (50.3)

**PUNT RETURNS:**  
CLE: J. Norwood 1-6 (6.0)  
MIA: D. Bess 1-16 (16.0), R. Bush 1-12 (12.0)

**KICKOFF RETURNS:**  
CLE: B. Skrine 1-23 (23.0)  
MIA: E. Gates 3-60 (20.0)

**MISSED FIELD GOALS:**  
CLE: None  
MIA: 5/1WL

### KEY GAME NOTES

• With a 30-yard third quarter field goal, kicker Phil Dawson moved past Don Cockroft (1,080) for second place on the Browns' all-time scoring list.

• Quarterback Colt McCoy completed 19 of 39 passes for 210 yards with two touchdowns. He led the Browns on a 13-play, 80 yard game-winning drive. On that drive, McCoy was 9 of 13 passing for 75 yards, including a 14-yard touchdown pass to Mohamed Massaquoi with 43 seconds remaining in the contest. McCoy became the first Browns quarterback to open a season with at least one touchdown pass in the first three games since Derek Anderson opened the 2007 season with at least one touchdown pass in the first seven games.

• The Browns had the ball for a total of 22:09. It was the first time the team has won a game with a time of possession at 22:09 or lower since a 21-16 win at New Orleans on October 31, 1999 when the offense registered a time of possession of 19:10.

# 4

## TENNESSEE TITANS 31, CLEVELAND BROWNS 13

OCTOBER 2, 2010 • CLEVELAND BROWNS STADIUM •  
ATTENDANCE: 66,240

Team	1	2	3	4	Final
Tennessee	7	14	0	0	31
Cleveland	3	3	10	7	13

### SCORING SUMMARY

Team	Q	Time	Play
Browns	1	6:48	P. Dawson 48 yd. Field Goal (5-22, 2:19)
Titans	1	3:25	C. Stevens 12 yd. pass from M. Hasselbeck (R. Bironas kick) (6-60, 3:23)
Browns	2	14:17	P. Dawson 51 yd. Field Goal (8-44, 4:08)
Titans	2	13:59	J. Cook 80 yd. pass from M. Hasselbeck (R. Bironas kick) (1-80, 0:18)
Titans	2	0:33	D. Williams 4 yd. pass from M. Hasselbeck (R. Bironas kick) (4-78, 1:01)
Titans	3	6:45	R. Bironas 39 yd. Field Goal (11-46, 4:59)
Titans	3	2:28	J. Babineaux 97 yd. interception return (R. Bironas kick)
Browns	4	11:36	B. Watson 10 yd. pass from C. McCoy (P. Dawson kick) (15-69, 5:52)

### TEAM STATISTICS

	TEN	CLE
FIRST DOWNS:	13	25
TIME OF POSSESSION:	23:07	36:53
TOTAL NET YARDS: (Ru/Pa):	332 (112/220)	416 (84/332)
SACKS/YARDS:	4/18	0/0
PUNTS/AVERAGE:	6/39.5	4/38.8
PENALTIES/YARDS:	5/45	5/40
FUMBLES/LOST:	0/0	1/0

### INDIVIDUAL STATISTICS

**PASSING:**  
CLE: C. McCoy 40-61-350 (TD, INT), J. Cribbs 0-0-0  
TEN: M. Hasselbeck 10-20-220 (3 TD, INT), J. Locker 0-1-0

**RUSHING:**  
CLE: P. Hillis 10-46, M. Hardesty 7-22, C. McCoy 4-16, Ar. Smith 1-0  
TEN: C. Johnson 23-101, M. Hasselbeck 1-5, J. Ringer 4-4, J. Harper 1-2

**RECEIVING:**  
CLE: B. Watson 6-58 (TD), G. Little 6-57, M. Massaquoi 6-46, J. Cribbs 5-50, M. Hardesty 5-49, P. Hillis 5-23, B. Robiskie 3-25, J. Norwood 1-19, E. Moore 1-15, Al. Smith 1-13, O. Marecic 1-5  
TEN: J. Cook 2-93 (TD), N. Washington 2-62, L. Hawkins 2-38, C. Johnson 2-11, C. Stevens 1-12 (TD), D. Williams 1-4 (TD)

**INTERCEPTIONS:**  
CLE: M. Adams 1-0  
TEN: J. Babineaux 1-97 (TD)

**SACKS:**  
CLE: None  
TEN: J. Jones 1-10, K. Klug 1-7, A. Ayers 1-1, D. Morgan 1-0

**PUNTING:**  
CLE: B. Maynard 4-155 (38.8)  
TEN: B. Kern 6-237 (39.5)

**PUNT RETURNS:**  
CLE: J. Cribbs 2-18 (9.0)  
TEN: M. Mariani 2-17 (8.5)

**KICKOFF RETURNS:**  
CLE: J. Cribbs 2-28 (14.0), O. Marecic 1-8 (8.0)  
TEN: M. Mariani 2-48 (24.0)

**MISSED FIELD GOALS:**  
CLE: None  
TEN: None

### KEY GAME NOTES

• Quarterback Colt McCoy set Browns' single-game franchise records with 40 completions and 61 passing attempts. His 40 completions are tied for the seventh-most in a single-game in NFL history, five shy of the league record (45 by Drew Bledsoe in 1994). The Browns previous records were 36 completions by Tim Couch (at Tennessee on September 22, 2002) and 57 attempts by Brian Sipe (vs. San Diego on September 7, 1981).

• McCoy passed for a career-high 350 yards with one touchdown, while completing at least one pass to 11 different receivers. He became the first Brown to top the 300-yard passing plateau since Brady Quinn totaled 304 at Detroit on November 22, 2009.



## 5

OAKLAND RAIDERS 24,  
CLEVELAND BROWNS 17OCTOBER 16, 2011 • O.CO COLISEUM •  
ATTENDANCE: 57,300

Team	1	2	3	4	Final
Cleveland	0	7	0	10	17
Oakland	7	14	10	0	24

## SCORING SUMMARY

Team	Q	Time	Play
Raiders	1	5:43	D. McFadden 4 yd. run (S. Janikowski kick) (15-88, 7:48)
Browns	2	12:07	Al. Smith 1 yd. pass from C. McCoy (P. Dawson Kick) (7-57, 3:10)
Raiders	2	11:53	J. Ford 101 kickoff return (S. Janikowski kick) (0-0, 0:14)
Raiders	3	1:23	K. Boss 35 yd. pass from S. Lechler (S. Janikowski kick) (4-25, 1:28)
Browns	4	12:24	P. Dawson 47 yd. Field goal (7-13, 1:45)
Browns	4	1:06	M. Massaquoi 12 yd. pass from C. McCoy (P. Dawson kick) (14-95, 3:38)

## TEAM STATISTICS

	CLE	OAK
FIRST DOWNS:	18	18
TIME OF POSSESSION:	25:19	34:41
TOTAL NET YARDS: (Ru/Pa):	268 (65/203)	329 (151/178)
SACKS/YARDS:	2/9	2/12
PUNTS/AVERAGE:	6/45.2	4/48.5
PENALTIES/YARDS:	5/34	5/35
FUMBLES/LOST:	1/1	3/1

## INDIVIDUAL STATISTICS

## PASSING:

CLE: C. McCoy 21-45-215 (2 TD)  
OAK: K. Boller 8-14-100, J. Campbell 6-9-52, S. Lechler 1-1-35 (TD)

## RUSHING:

CLE: M. Hardesty 11-35, C. McCoy 4-16, P. Hillis 6-14  
OAK: D. McFadden 20-91 (TD), M. Bush 10-28, J. Campbell 2-16, M. Tonga 1-12, K. Boller 5-9, D. Ausberry 1-2, D. Moore 1-3

## RECEIVING:

CLE: G. Little 6-72, B. Watson 3-35, M. Massaquoi 3-30 (TD), E. Moore 3-16, J. Cribbs 2-30, M. Hardesty 2-18, Al. Smith 2-14 (TD)  
OAK: D. Heyward-Bey 6-82, J. Ford 3-43, K. Boss 1-35 (TD), D. Moore 1-9, M. Bush 1-9, D. Ausberry 1-4, B. Myers 1-3, D. McFadden 1-2

## INTERCEPTIONS:

CLE: None  
OAK: None

## SACKS:

CLE: J. Sheard 1-8, P. Taylor 1-1  
OAK: M. Giordano 1-10, L. Houston 1-2

## PUNTING:

CLE: B. Maynard 6-271 (45.2)  
OAK: S. Lechler 4-194 (48.5)

## PUNT RETURNS:

CLE: J. Cribbs 2-30 (15.0)  
OAK: D. Moore 2-6 (-3.0)

## KICKOFF RETURNS:

CLE: J. Cribbs 3-53 (17.6), M. Adams 1-30 (30.0)  
OAK: J. Ford 2-138 (69.0) (TD)

## MISSED FIELD GOALS:

CLE: None  
OAK: None

## KEY GAME NOTES

- Prior to defensive back James Dockery recovering an onside kick in the fourth quarter, the Browns last successful onside kick was on December 6, 2009 against San Diego.

- Tight end Alex Smith recorded two receptions for 14 yards, including a one-yard touchdown catch in the second quarter. It was the 12th receiving touchdown of his career and first since November 2, 2008.

## 6

CLEVELAND BROWNS 6,  
SEATTLE SEAHAWKS 3OCTOBER 23, 2011 • CLEVELAND BROWNS STADIUM •  
ATTENDANCE: 66,350

Team	1	2	3	4	Final
Seattle	0	0	3	0	3
Cleveland	0	3	0	3	6

## SCORING SUMMARY

Team	Q	Time	Play
Browns	2	7:26	P. Dawson 52 yd. Field Goal (7-18, 3:57)
Seahawks	3	2:33	S. Hauschka 20 yd. Field Goal (9-60, 2:39)
Browns	4	11:18	P. Dawson 53 yd. Field Goal (11-48, 6:15)

## TEAM STATISTICS

	SEA	CLE
FIRST DOWNS:	9	20
TIME OF POSSESSION:	17:04	42:56
TOTAL NET YARDS: (Ru/Pa):	140 (68/69)	298 (139/159)
SACKS/YARDS:	4/19	4/28
PUNTS/AVERAGE:	7/50.1	5/38.6
PENALTIES/YARDS:	8/68	7/48
FUMBLES/LOST:	2/1	1/0

## INDIVIDUAL STATISTICS

## PASSING:

CLE: C. McCoy 20-35-178 (INT)  
SEA: C. Whitehurst 12-30-97 (INT)

## RUSHING:

CLE: M. Hardesty 33-95, C. McCoy 9-29, C. Ogbornaya 3-15  
SEA: L. Washington 7-39, J. Forsett 8-23, C. Whitehurst 1-6

## RECEIVING:

CLE: C. Ogbornaya 5-43, G. Little 5-31, E. Moore 4-35, M. Hardesty 2-27, M. Massaquoi 1-15, Al. Smith 1-13, J. Cribbs 1-9, B. Watson 1-5  
SEA: L. Washington 4-10, S. Rice 2-38, C. Morrach 2-18, A. McCoy 2-10, G. Tate 1-11, M. Williams 1-10

## INTERCEPTIONS:

CLE: S. Brown 1-0  
SEA: D. Hawthorne 1-0

## SACKS:

CLE: C. Gocong 1-9, T. Ward 1-7, A. Rubin 0.5-4.5, J. Sheard 0.5-4.5  
SEA: C. Clemons 1-8, K. Chancellor 1-10, D. Hawthorne 1-2, R. Bryant 0.5-0.5, K. Cox 0.5-0.5

## PUNTING:

CLE: B. Maynard 5-193 (38.6)  
SEA: J. Ryan 7-351 (50.1)

## PUNT RETURNS:

CLE: J. Cribbs 4-14 (3.5)  
SEA: L. Washington 2-39 (19.5)

## KICKOFF RETURNS:

CLE: J. Cribbs 1-23 (23.0)  
SEA: L. Washington 3-60 (20.0)

## MISSED FIELD GOALS:

CLE: 488, 248  
SEA: None

## KEY GAME NOTES

- Kicker Phil Dawson connected on field goals of 52 and 53 yards. It is the first time in his career that he has connected on two field goals of 50 yards or more in the same game. His 53-yard field goal in the fourth quarter was his 15th career game winning field goal.

- Running back Montario Hardesty set career-highs in rushing attempts (33) and rushing yards (95). His 33 rushing attempts were the most by a Brown since Jerome Harrison had 33 in the season finale of the 2009 season against Jacksonville on January 3, 2010.

- The Browns defense held Seattle to 137 total net yards. It was the least amount of yards surrendered by a Browns defense since 1993 when Cleveland held New Orleans to 127 yards on December 5 in a 17-13 victory.

- With 37 total return yards, Joshua Cribbs passed Kevin Williams (9,604) for seventh place on the NFL all-time return yards list.

- Cleveland held the ball for 42:56, its highest mark in that category since at least 1976.

**SAN FRANCISCO 49ERS 20,  
CLEVELAND BROWNS 10**

 OCTOBER 30, 2011 • CANDLESTICK PARK •  
ATTENDANCE: 69,732

Team	1	2	3	4	Final
Cleveland	0	3	0	7	10
San Francisco	10	7	0	3	20

**SCORING SUMMARY**

Team	Q	Time	Play
49ers	1	12:44	F. Gore 4 yd. run (D. Akers kick) (4-20, 1:35)
49ers	1	2:55	D. Akers 29 yd. Field Goal (11-88, 7:03)
49ers	2	1:31	M. Crabtree 2 yd. pass from Alex Smith (D. Akers kick) (12-64, 4:21)
Browns	2	0:00	P. Dawson 52 yd. Field Goal (8-50, 1:31)
Browns	4	6:17	J. Cribbs 45 yd. pass from C. McCoy (P. Dawson kick) (8-80, 2:24)
49ers	4	1:56	D. Akers 26 yd. Field Goal (11-67, 4:21)

**TEAM STATISTICS**

	CLE	SF
FIRST DOWNS:	18	19
TIME OF POSSESSION:	27:07	32:53
TOTAL NET YARDS: (Ru/Pa):	290 (66/224)	348 (174/174)
SACKS/YARDS:	1/3	4/17
PUNTS/AVERAGE:	6/44.0	5/53.6
PENALTIES/YARDS:	5/39	5/40
FUMBLES/LOST:	5/1	1/0

**INDIVIDUAL STATISTICS**
**PASSING:**

 CLE: C. McCoy 22-34-241 (TD, INT)  
SF: A. Smith 15-24-177 (TD)

**RUSHING:**

 CLE: C. Ogbonnaya 11-37, C. McCoy 8-30, M. Hardesty 2-6, O. Marecic 1-1, G. Little 1-8  
SF: F. Gore 31-134 (TD), K. Hunter 3-26, A. Smith 4-22, T. Ginn 1-8

**RECEIVING:**

 CLE: J. Norwood 5-32, C. Ogbonnaya 5-24, G. Little 4-28, B. Watson 3-64, J. Cribbs 2-56 (TD), E. Moore 2-17, Al Smith 1-20  
SF: M. Crabtree 5-54 (TD), B. Edwards 4-42, V. Davis 3-27, J. Peelle 1-19, I. Sopoaga 1-18, J. Staley 1-17

**INTERCEPTIONS:**

 CLE: None  
SF: D. Goldson 1-0

**SACKS:**

 CLE: P. Taylor 1-3  
SF: A. Brooks 2-7, Ald. Smith 1-7, P. Willis 1-3

**PUNTING:**

 CLE: B. Maynard 6-264 (44.0)  
SF: A. Lee 5-268 (53.6)

**PUNT RETURNS:**

 CLE: J. Cribbs 3-34 (11.3)  
SF: T. Ginn 2-18 (9.0)

**KICKOFF RETURNS:**

 CLE: J. Cribbs 4-102 (25.5)  
SF: T. Ginn 2-33 (16.5)

**MISSED FIELD GOALS:**

 CLE: None  
SF: None

**KEY GAME NOTES**

- The win by the 49ers marked their first win over the Browns since October 28, 1990, when they recorded a 20-17 victory at Candlestick Park. The Browns had won the last three meetings since that time.
- The Browns' defense held the 49ers to 95 yards of total offense in the second half, including just 29 rushing.
- Linebacker D'Qwell Jackson led the team with 10 tackles.

**HOUSTON TEXANS 30,  
CLEVELAND BROWNS 12**

 NOVEMBER 6, 2011 • RELIANT STADIUM •  
ATTENDANCE: 71,511

Team	1	2	3	4	Final
Cleveland	3	0	3	6	12
Houston	14	10	3	3	30

**SCORING SUMMARY**

Team	Q	Time	Play
Texans	1	9:50	B. Tate 27 yd. run (N. Rackers kick) (9-82, 5:10)
Texans	1	7:11	M. Schaub 2 yd. run (N. Rackers kick) (6-28, 2:29)
Browns	1	3:43	P. Dawson 50 yd. Field Goal (7-20, 3:28)
Texans	2	8:06	A. Foster 19 yd. run (N. Rackers kick) (7-71, 3:54)
Texans	2	0:00	N. Rackers 28 yd. Field Goal (1-0, 0:02)
Texans	3	5:45	N. Rackers 21 yd. Field Goal (13-78, 7:19)
Browns	3	2:08	P. Dawson 51 yd. Field Goal (8-35, 3:37)
Texans	4	10:35	N. Rackers 50 yd. Field Goal (12-47, 6:33)
Browns	4	4:47	J. Cribbs 2 yd. pass from C. McCoy (pass failed) (11-64, 5:48)

**TEAM STATISTICS**

	CLE	HOU
FIRST DOWNS:	10	21
TIME OF POSSESSION:	24:45	35:15
TOTAL NET YARDS: (Ru/Pa):	172 (44/128)	380 (261/119)
SACKS/YARDS:	0/0	4/18
PUNTS/AVERAGE:	4/43.8	2/47.5
PENALTIES/YARDS:	4/35	2/15
FUMBLES/LOST:	1/1	0/0

**INDIVIDUAL STATISTICS**
**PASSING:**

 CLE: C. McCoy 12-22-146 (TD, INT)  
HOU: M. Schaub 14-23-119 (INT)

**RUSHING:**

 CLE: C. Ogbonnaya 13-28, T. Clayton 5-10, C. McCoy 3-6  
HOU: A. Foster 19-124 (TD), B. Tate 12-115 (TD), D. Ward 6-22, M. Schaub 3-0 (TD)

**RECEIVING:**

 CLE: J. Cribbs 5-50 (TD), G. Little 2-33, B. Watson 2-26, E. Moore 2-11, C. Ogbonnaya 1-13, J. Cameron 1-7, J. Norwood 1-6  
HOU: A. Foster 5-26, O. Daniels 3-32, J. Jones 2-28, J. Dreessen 2-27, K. Walter 1-5, J. Casey 1-1

**INTERCEPTIONS:**

 CLE: D. Jackson 1-24  
HOU: Q. Demps 1-42

**SACKS:**

 CLE: None  
HOU: B. Reed 2-9, B. Cushing 1-5, C. Barwin 1-4

**PUNTING:**

 CLE: B. Maynard 4-175 (43.8)  
HOU: B. Hartmann 2-95 (47.5)

**PUNT RETURNS:**

 CLE: J. Cribbs 1-3 (3.0)  
HOU: J. Jones 2-56 (28.0)

**KICKOFF RETURNS:**

 CLE: O. Marecic 3-38 (12.7), J. Cribbs 2-94 (47.0), M. Adams 1-12 (12.0)  
HOU: S. McManis 3-67 (22.3), J. Dreessen 1-0 (0.0)

**MISSED FIELD GOALS:**

 CLE: None  
HOU: None

**KEY GAME NOTES**

- Kicker Phil Dawson connected on field goals of 50 and 51 yards. It gave him six field goals of 50 yards or more on the season, which tied him for third all-time in an NFL single season. It was Dawson's third consecutive game with at least one field goal of 50 yard or longer, which equaled a career-best stretch set in 2008 when he connected on field goals from 54, 52 and 56 yards in consecutive contests in games 8-10.

\*Linebacker D'Qwell Jackson registered eight tackles and one interception. It was his first interception since he recorded two at Tennessee on December 7, 2008.

9

## ST. LOUIS RAMS 13, CLEVELAND BROWNS 12

NOVEMBER 13, 2011 • CLEVELAND BROWNS STADIUM •  
ATTENDANCE: 64,900

Team	1	2	3	4	Final
St. Louis	0	10	0	3	13
Cleveland	3	6	3	0	12

### SCORING SUMMARY

Team	Q	Time	Play
Browns	1	4:51	P. Dawson 44 yd. Field Goal (11-54, 5:57)
Rams	2	14:53	B. Lloyd 7 yd. pass from S. Bradford (Josh Brown kick) (10-69, 4:58)
Browns	2	7:41	P. Dawson 32 yd. Field Goal (8-37, 3:50)
Rams	2	1:07	Josh Brown 29 yd. Field Goal (7-36, 2:19)
Browns	2	0:00	P. Dawson 43 yd. Field Goal (6-51, 1:07)
Browns	3	0:33	P. Dawson 27 yd. Field Goal (8-68, 4:26)
Rams	4	7:42	Josh Brown 34 yd. Field Goal (6-11, 2:57)

### TEAM STATISTICS

	STL	CLE
FIRST DOWNS:	17	16
TIME OF POSSESSION:	27:33	32:27
TOTAL NET YARDS: (Ru/Pa):	281 (133/148)	335 (126/209)
SACKS/YARDS:	2/9	1/7
PUNTS/AVERAGE:	5/47.2	5/41.6
PENALTIES/YARDS:	7/55	6/60
FUMBLES/LOST:	1/1	2/1

### INDIVIDUAL STATISTICS

#### PASSING:

CLE: C. McCoy 20-27-18  
STL: S. Bradford 15-25-155 (TD, INT)

#### RUSHING:

CLE: C. Ogbornaya 19-90, J. Cribbs 3-21, G. Little 1-10, C. McCoy 4-4, O. Marecic 1-3, T. Clayton 2-2  
STL: S. Jackson 27-128, S. Bradford 4-3, B. Miller 1-2

#### RECEIVING:

CLE: G. Little 6-84, J. Cribbs 3-32, B. Watson 3-30, C. Ogbornaya 2-19, A. Smith 2-15, J. Norwood 2-14, S. Wallace 1-21, T. Clayton 1-3  
STL: B. Lloyd 4-48 (TD), A. Pettis 3-31, S. Jackson 3-23, M. Hoomanawanui 2-21, B. Bajema 2-12, B. Miller 1-20

#### INTERCEPTIONS:

CLE: S. Fujita 1-3  
STL: None

#### SACKS:

CLE: P. Taylor 1-7  
STL: J. Laurinaitis 1-8, C. Long 1-1

#### PUNTING:

CLE: B. Maynard 5-208 (41.6)  
STL: D. Jones 5-236 (47.2)

#### PUNT RETURNS:

CLE: J. Cribbs 2-6 (3.0)  
STL: A. Pettis 3-25 (8.3)

#### KICKOFF RETURNS:

CLE: J. Cribbs 1-27 (27.0)  
STL: Q. Porter 3-52 (17.3)

#### MISSED FIELD GOALS:

CLE: 22WL  
STL: None

### KEY GAME NOTES

• Kicker Phil Dawson converted on a season-high four field goals. It was the 10th time in Dawson's career that he has made at least four field goals in a single contest. The last time Dawson converted on at least four field goals in a game was when he connected on five at Buffalo on November 17, 2008. In the process, he extended his streak of consecutive games with a field goal to 23.

• Making his 2011 debut, quarterback Seneca Wallace caught one pass for 21 yards. It was his sixth career reception and first since a nine yard reception in the 2010 season opener, at Tampa Bay on September 12.

• Rookie defensive lineman Phil Taylor recorded his team-leading fourth sack this season.

10

## CLEVELAND BROWNS 14, JACKSONVILLE JAGUARS 10

NOVEMBER 20, 2011 • CLEVELAND BROWNS STADIUM •  
ATTENDANCE: 63,496

Team	1	2	3	4	Final
Jacksonville	0	7	0	3	10
Cleveland	0	7	0	7	14

### SCORING SUMMARY

Team	Q	Time	Play
Jaguars	2	10:50	M. Jones-Drew 6 yd. run (J. Scobee kick) (18-92, 9:53)
Browns	2	3:21	C. Ogbornaya 1 yd. run (P. Dawson kick) (8-87, 4:32)
Browns	4	12:15	J. Cribbs 3 yd. pass from C. McCoy (P. Dawson kick) (12-85, 6:22)
Jaguars	4	5:39	J. Scobee 42 yd. Field Goal (13-56, 6:36)

### TEAM STATISTICS

	JAC	CLE
FIRST DOWNS:	23	20
TIME OF POSSESSION:	30:53	29:07
TOTAL NET YARDS: (Ru/Pa):	303 (108/195)	334 (148/186)
SACKS/YARDS:	2/13	1/15
PUNTS/AVERAGE:	5/40.6	3/36.0
PENALTIES/YARDS:	9/81	9/70
FUMBLES/LOST:	1/0	0/0

### INDIVIDUAL STATISTICS

#### PASSING:

CLE: C. McCoy 17-24-199 (TD, INT)  
JAC: B. Gabbert 22-41-210

#### RUSHING:

CLE: C. Ogbornaya 21-115 (TD), C. McCoy 5-27, T. Clayton 1-4, J. Cribbs 1-2  
JAC: M. Jones-Drew 21-87 (TD), B. Gabbert 2-10, M. Owens 2-10, D. Karim 4-1

#### RECEIVING:

CLE: G. Little 5-59, J. Cribbs 3-20 (TD), C. Ogbornaya 2-19, M. Massaquoi 2-19, B. Watson 2-18, O. Marecic 2-13, J. Norwood 1-51  
JAC: M. Lewis 7-64, M. Jones-Drew 4-31, J. Hill 3-49, J. Dillard 3-29, M. Thomas 3-23, C. West 2-14

#### INTERCEPTIONS:

CLE: None  
JAC: D. Landry 1-28

#### SACKS:

CLE: J. Sheard 1-15  
JAC: P. Posluszny 1-6, T. Alualu 0.5-3.5, R. Allen 0.5-3.5

#### PUNTING:

CLE: B. Maynard 3-108 (36.0)  
JAC: N. Harris 5-203 (40.6)

#### PUNT RETURNS:

CLE: J. Cribbs 1-0 (0.0)  
JAC: M. Thomas 1-11 (11.0)

#### KICKOFF RETURNS:

CLE: J. Cribbs 2-63 (31.5)  
JAC: D. Karim 1-17 (17.0)

#### MISSED FIELD GOALS:

CLE: 38 WL  
JAC: None

### KEY GAME NOTES

• Running back Chris Ogbornaya recorded his first career 100-yard rushing performance as he totaled 115 yards on 21 carries, including his first career touchdown. He rushed for 98 yards in the second half, including a career-long rush of 40 yards.

• Wide receiver Jordan Norwood recorded a career-long reception of 51 yards.

• Defensive back Usama Young recorded a career-high and team-leading 10 tackles, surpassing his previous best of seven set against Green Bay on November 24, 2009 as a member of the New Orleans Saints.

• Kicker Phil Dawson did not convert a field goal, snapping his streak of 23 straight games, dating back to 2010.

11

CINCINNATI BENGALS 23,  
CLEVELAND BROWNS 20NOVEMBER 27, 2011 • PAUL BROWN STADIUM •  
ATTENDANCE: 48,260

Team	1	2	3	4	Final
Cleveland	7	2	3	4	20
Cincinnati	0	0	10	6	23

## SCORING SUMMARY

Team	Q	Time	Play
Browns	1	10:55	J. Norwood 24 yd. pass from C. McCoy (P. Dawson kick) (9-82, 4:05)
Bengals	1	0:21	C. Benson 16 yd. run (M. Nugent kick) (3-47, 1:30)
Browns	2	9:20	P. Dawson 32 yd. Field Goal (15-66, 6:01)
Browns	2	0:07	G. Little 3 yd. pass from C. McCoy (P. Dawson kick) (4-14, 0:26)
Bengals	3	8:51	M. Nugent 23 yd. Field Goal (12-70, 6:09)
Browns	3	3:50	P. Dawson 54 yd. Field Goal (9-34, 5:01)
Bengals	3	1:22	J. Gresham 22 yd. pass from A. Dalton (M. Nugent kick) (5-75, 2:28)
Bengals	4	10:57	M. Nugent 40 yd. Field Goal (9-32, 3:55)
Bengals	4	0:38	M. Nugent 26 yd. Field Goal (7-47, 1:13)

## TEAM STATISTICS

	CLE	CIN
FIRST DOWNS:	17	18
TIME OF POSSESSION:	28:26	31:34
TOTAL NET YARDS: (Ru/Pa):	274 (134/140)	389 (132/257)
SACKS/YARDS:	2/13	2/11
PUNTS/AVERAGE:	5/43.0	4/47.8
PENALTIES/YARDS:	3/15	5/35
FUMBLES/LOST:	1/0	1/1

## INDIVIDUAL STATISTICS

## PASSING:

CLE: C. McCoy 16-34-151 (2 TD, INT)  
CIN: A. Dalton 21-31-170 (TD)

## RUSHING:

CLE: P. Hillis 19-65, C. McCoy 6-38, C. Ogbonnaya 3-16, G. Little 1-13, J. Cribbs 1-2  
CIN: C. Benson 21-106 (TD), A. Dalton 6-23, B. Leonard 1-2, B. Scott 4-1

## RECEIVING:

CLE: G. Little 5-57 (TD), J. Norwood 4-69 (TD), B. Watson 2-14, P. Hillis 2-4, J. Cribbs 1-8, C. Ogbonnaya 1-4, E. Moore 1-3  
CIN: J. Gresham 5-68, C. Benson 4-24, A. Green 3-110, A. Caldwell 3-24, A. Hawkins 2-27, J. Simpson 2-15, B. Scott 2-2

## INTERCEPTIONS:

CLE: None  
CIN: R. Nelson 1-0

## SACKS:

CLE: J. Sheard 1-11, T. Brown 1-2  
CIN: G. Atkins 1-7, R. Geathers 1-4

## PUNTING:

CLE: B. Maynard 5-215 (43.0)  
CIN: K. Huber 4-191 (47.8)

## PUNT RETURNS:

CLE: J. Cribbs 3-18 (6.0)  
CIN: B. Tate 2-5 (-2.5)

## KICKOFF RETURNS:

CLE: J. Cribbs 5-109 (21.8)  
CIN: B. Tate 4-90 (22.5), C. Peerman 1-10 (10.0)

## MISSED FIELD GOALS:

CLE: 55 SH  
CIN: None

## KEY GAME NOTES

• A pair of Browns receivers each hauled in their first career touchdowns. Wide receiver Jordan Norwood set a career-high with 69 receiving yards on four receptions, including a 24-yard touchdown. Rookie wide receiver Greg Little recorded a team-leading five receptions for 57 yards, including a three-yard score.

• With 127 total return yards, wide receiver Joshua Cribbs became the seventh player in NFL history to amass 10,000 career total kick return yards. He has recorded 1,542 career punt return yards and 8,533 career kickoff return yards for 10,075 total kick return yards.

• Kicker Phil Dawson connected on field goals of 54 and 32 yards. It gave him seven field goals of 50 yards or more this season, which is the third most all-time in an NFL single season. His 54-yarder was a season long.

12

BALTIMORE RAVENS 24,  
CLEVELAND BROWNS 10DECEMBER 4, 2011 • CLEVELAND BROWNS STADIUM •  
ATTENDANCE: 63,648

Team	1	2	3	4	Final
Baltimore	0	10	7	7	24
Cleveland	0	0	3	7	10

## SCORING SUMMARY

Team	Q	Time	Play
Ravens	2	13:17	R. Rice 6 yd. run (B. Cundiff kick) (12-61, 6:12)
Ravens	2	0:13	B. Cundiff 21 yd. Field Goal (5-12, 0:24)
Browns	3	5:55	P. Dawson 21 yd. Field Goal (6-47, 2:07)
Ravens	3	4:56	R. Williams 1 yd. run (B. Cundiff kick) (3-73, 0:59)
Ravens	4	6:58	L. Webb 68 yd. punt return (B. Cundiff kick)
Browns	4	4:22	E. Moore 22 yd. pass from C. McCoy (P. Dawson kick) (10-73, 2:36)

## TEAM STATISTICS

	BAL	CLE
FIRST DOWNS:	24	13
TIME OF POSSESSION:	37:34	22:26
TOTAL NET YARDS: (Ru/Pa):	448 (290/158)	233 (59/196)
SACKS/YARDS:	3/22	1/0
PUNTS/AVERAGE:	3/36.0	8/39.6
PENALTIES/YARDS:	4/18	3/37
FUMBLES/LOST:	1/1	0/0

## INDIVIDUAL STATISTICS

## PASSING:

CLE: C. McCoy 17-35-192 (TD, INT), S. Wallace 1-1-4  
BAL: J. Flacco 10-23-158

## RUSHING:

CLE: P. Hillis 12-45, C. McCoy 4-12, C. Ogbonnaya 1-2  
BAL: R. Rice 29-204 (TD), R. Williams 16-76 (TD), V. Leach 4-12, T. Taylor 1-2, J. Flacco 4-1, T. Smith 1-3

## RECEIVING:

CLE: C. Ogbonnaya 5-28, B. Watson 3-24, J. Norwood 3-29, G. Little 3-18, E. Moore 2-28 (TD), P. Hillis 1-52, M. Massaquoi 1-7  
BAL: E. Dickson 3-47, A. Boldin 2-32, R. Rice 2-10, T. Smith 1-32, D. Pitta 1-26, V. Leach 1-11

## INTERCEPTIONS:

CLE: None  
BAL: J. Smith 1-32

## SACKS:

CLE: J. Sheard 1-10  
BAL: P. McPhee 2-15, T. Suggs 1-7

## PUNTING:

CLE: B. Maynard 8-317 (39.6)  
BAL: S. Koch 3-108 (36.0)

## PUNT RETURNS:

CLE: J. Cribbs 1-9 (9.0)  
BAL: L. Webb 2-72 (36.0) (TD)

## KICKOFF RETURNS:

CLE: J. Cribbs 4-95 (23.8)  
BAL: T. Zbikowski 1-26 (26.0), H. Nakamura 1-8 (8.0)

## MISSED FIELD GOALS:

CLE: None  
BAL: 34 WR, 41 WR

## KEY GAME NOTES

• Running back Peyton Hillis rushed for 112 yards. Along with Chris Ogbonnaya's 115 rushing yards against Jacksonville on November 20, it marked the first time two separate Browns players posted 100-yard rushing performances in the same season since 2009 when running backs Jerome Harrison and Jamal Lewis accomplished the feat.

• Ravens running back Ray Rice rushed for 204 yards. It marked the first time the Browns had allowed an individual 200-yard rushing performance since Willie Parker rushed for 223 yards on December 7, 2006.



# 13

## PITTSBURGH STEELERS 14, CLEVELAND BROWNS 3

DECEMBER 8, 2011 • HEINZ FIELD •  
ATTENDANCE: 60,754

Team	1	2	3	4	Final
Cleveland	3	0	0	0	3
Pittsburgh	7	0	0	7	14

### SCORING SUMMARY

Team	Q	Time	Play
Browns	1	9:22	P. Dawson 20 yd. Field Goal (10-78, 5:38)
Steelers	1	6:12	J. Cotchery 11 yd. pass from B. Roethlisberger (S. Suisham kick) (5-73, 3:10)
Steelers	4	2:52	A. Brown 79 yd. pass from B. Roethlisberger (S. Suisham kick) (2-80, 0:19)

### TEAM STATISTICS

	CLE	PIT
FIRST DOWNS:	19	20
TIME OF POSSESSION:	32:18	27:42
TOTAL NET YARDS: (Ru/Pa):	304 (98/206)	416 (147/269)
SACKS/YARDS:	2/11	3/16
PUNTS/AVERAGE:	6/34.2	4/41.3
PENALTIES/YARDS:	6/54	12/97
FUMBLES/LOST:	2/0	2/2

### INDIVIDUAL STATISTICS

#### PASSING:

CLE: C. McCoy 18-35-209 (2 INT), S. Wallace 1-1-13  
PIT: B. Roethlisberger 16-21-280 (2 TD, INT), C. Batch 0-2-0

#### RUSHING:

CLE: C. Ogbonnaya 2-31, P. Hillis 10-25, M. Hardesty 11-24, C. McCoy 6-15, J. Cribbs 1-3  
PIT: R. Mendenhall 18-76, I. Redman 6-35, M. Wallace 1-21, M. Moore 3-15

#### RECEIVING:

CLE: E. Moore 4-55, M. Massaquoi 3-44, J. Cribbs 2-38, G. Little 2-25, J. Norwood 2-21, A. Smith 2-19, B. Watson 2-11, M. Hardesty 2-9  
PIT: A. Brown 5-151 (TD), M. Wallace 4-57, J. Colchery 2-33 (TD), D. Johnson 2-22, H. Miller 2-11, H. Ward 1-6

#### INTERCEPTIONS:

CLE: M. Adams 1-29  
PIT: T. Polamalu 1-33, W. Gay 1-0

#### SACKS:

CLE: D. Jackson 1-6, S. Paxson 1-5  
PIT: J. Worilds 2-11, S. McLendon 0.5-2.5, L. Foote 0.5-2.5

#### PUNTING:

CLE: B. Maynard 6-205 (34.2)  
PIT: J. Kapinos 4-165 (41.3)

#### PUNT RETURNS:

CLE: J. Norwood 3-29 (9.7)  
PIT: None

#### KICKOFF RETURNS:

CLE: J. Cribbs 1-22 (22.0), B. Skrine 1-17 (17.0)  
PIT: A. Brown 1-21 (21.0), M. Moore 1-10 (10.0)

#### MISSED FIELD GOALS:

CLE: None  
PIT: None

### KEY GAME NOTES

• Defensive back Mike Adams recorded his team-leading third interception of the season. It marked his highest total since recording four in 2005 as a member of the 49ers. Adams also tied a career-best with 10 tackles, which he has accomplished three times.

• In the fourth quarter, the Browns used a goal-line stand to stop Pittsburgh on fourth and goal from the one yard line. It was the team's fourth goal-line stand of the season.

• Defensive lineman Scott Paxson recorded his first career sack.

• Both linebacker D'Qwell Jackson and defensive back Mike Adams accounted for double-digit tackle totals as Jackson led the team with 13 stops while Adams added 10.

# 14

## ARIZONA CARDINALS 20, CLEVELAND BROWNS 17 (OT)

DECEMBER 18, 2011 • UNIVERSITY OF PHOENIX STADIUM •  
ATTENDANCE: 60,443

Team	1	2	3	4	OT	Final
Cleveland	7	5	7	0	0	17
Arizona	0	7	0	10	3	20

### SCORING SUMMARY

Team	Q	Time	Play
Browns	1	11:33	P. Hillis 1 yd. run (P. Dawson kick) (7-76, 3:27)
Browns	2	11:33	P. Dawson 44 yd. Field Goal (15-54, 7:19)
Cardinals	2	0:19	A. Roberts 9 yd. pass from J. Skelton (J. Feely kick) (9-65, 1:30)
Browns	3	3:01	G. Little 76 yd. pass from S. Wallace (P. Dawson kick) (6-88, 3:21)
Cardinals	4	8:33	C. Wells 1 yd. run (J. Feely kick) (11-87, 4:49)
Cardinals	4	5:40	J. Feely 33 yd. Field Goal (4-10, 1:20)
Cardinals	5	10:56	J. Feely 22 yd. Field Goal (4-36, 1:46)

### TEAM STATISTICS

	CLE	ARI
FIRST DOWNS:	16	24
TIME OF POSSESSION:	31:22	32:42
TOTAL NET YARDS: (Ru/Pa):	333 (120/213)	363 (74/289)
SACKS/YARDS:	4/24	2/13
PUNTS/AVERAGE:	7/39.7	7/44.6
PENALTIES/YARDS:	9/74	2/13
FUMBLES/LOST:	1/1	0/0

### INDIVIDUAL STATISTICS

#### PASSING:

CLE: S. Wallace 18-31-226 (TD)  
ARI: J. Skelton 28-46-313 (TD, INT)

#### RUSHING:

CLE: P. Hillis 26-99 (TD), S. Wallace 3-21  
ARI: C. Wells 15-51 (TD), J. Skelton 2-7, A. Roberts 1-7, L. Stephens-Howling 3-6, C. Taylor 2-3, A. Smith 1-0

#### RECEIVING:

CLE: G. Little 5-131 (TD), M. Massaquoi 4-42, J. Norwood 3-21, J. Cameron 3-8, A. Smith 1-9, P. Hillis 1-9, C. Ogbonnaya 1-3  
ARI: T. Heap 7-69, A. Roberts 6-60, L. Fitzgerald 3-65, E. Doucet 3-37, C. Taylor 3-17, L. Stephens-Howling 2-18, J. King 1-24, C. Wells 1-10, C. Stuckey 1-7, A. Sherman 1-6

#### INTERCEPTIONS:

CLE: B. Skrine 1-5  
ARI: None

#### SACKS:

CLE: J. Sheard 2-14, C. Gocong 2-10  
ARI: O. Schofield 2-13

#### PUNTING:

CLE: B. Maynard 7-278 (39.7)  
ARI: D. Zastudil 7-312 (44.6)

#### PUNT RETURNS:

CLE: J. Cribbs 3-40 (13.3)  
ARI: P. Peterson 3-33 (11.0)

#### KICKOFF RETURNS:

CLE: J. Cribbs 2-51 (25.5), B. Skrine 1-32 (32.0)  
ARI: L. Stephens-Howling 4-98 (24.5)

#### MISSED FIELD GOALS:

CLE: None  
ARI: None

### KEY GAME NOTES

• With a career-best two sacks, rookie defensive lineman Jabaal Sheard passed defensive lineman Michael Dean Perry (6.0 in 1988) for the second-most sacks by a Browns rookie since sacks became an official statistic in 1982. The club rookie record is 11.0 set by linebacker Kamerion Wimbley in 2006. Sheard has totaled five sacks over the last five games.

• Rookie defensive back Buster Skrine recorded his first career interception.

• Rookie wide receiver Greg Little recorded five receptions for a career-best 131 yards, including a 76-yard touchdown. His 76 yard score was the longest offensive play for the Browns since wide receiver Braylon Edwards registered a 78-yard touchdown catch from quarterback Derek Anderson against Baltimore on September 30, 2007. On the scoring play today, Little passed Eric Metcalf (54 in 1989) for the second-most receptions by a Browns rookie. He became the first Brown to top the 100-yard receiving mark since tight end Benjamin Watson recorded 100 yard at Miami on December 5, 2010 and the first Browns rookie to accomplish the feat since wide receiver Mohamed Massaquoi totaled 115 at Detroit on November 22, 2009.

15

BALTIMORE RAVENS 20,  
CLEVELAND BROWNS 14DECEMBER 24, 2011 • M & T STADIUM •  
ATTENDANCE: 71,083

Team	1	2	3	4	Final
Cleveland	0	2	3	4	14
Baltimore	10	7	3	0	20

## SCORING SUMMARY

Team	Q	Time	Play
Ravens	1	9:12	E. Dickson 5 yd. pass from J. Flacco (S. Graham kick) (3-64, 1:01)
Ravens	1	0:58	S. Graham 48 yd. Field Goal (11-62, 5:09)
Ravens	2	8:57	R. Rice 42 yd. pass from J. Flacco (S. Graham kick) (9-82, 4:53)
Ravens	3	5:50	S. Graham 43 yd. Field Goal (7-33, 3:12)
Browns	3	3:07	J. Cribbs 84 yd. punt return (P. Dawson kick)
Browns	4	8:22	E. Moore 6 yd. pass from S. Wallace (P. Dawson kick) (12-80, 5:45)

## TEAM STATISTICS

	CLE	BAL
FIRST DOWNS:	18	15
TIME OF POSSESSION:	27:42	32:18
TOTAL NET YARDS: (Ru/Pa):	256 (117/139)	284 (162/122)
SACKS/YARDS:	1/10	2/8
PUNTS/AVERAGE:	6/41.8	5/44.6
PENALTIES/YARDS:	6/95	5/51
FUMBLES/LOST:	0/0	1/0

## INDIVIDUAL STATISTICS

## PASSING:

CLE: S. Wallace 19-33-147 (TD, INT)

BAL: R. Flacco 11-24-132 (2 TD, INT)

## RUSHING:

CLE: P. Hillis 24-112 (TD), S. Wallace 1-5

BAL: R. Rice 23-87, R. Williams 10-45, J. Flacco 4-30

## RECEIVING:

CLE: E. Moore 5-35 (TD), G. Little 4-40, J. Cribbs 2-28, M. Massaquoi 2-17, C. Mitchell 2-12, P. Hillis 2-0, C. Ogbonnaya 1-12, J. Cameron 1-3

BAL: R. Rice 3-48 (TD), T. Smith 2-38, R. Williams 2-21, E. Dickson 2-14 (TD), V. Leach 2-11

## INTERCEPTIONS:

CLE: S. Brown 1-0

BAL: L. Webb 1-4

## SACKS:

CLE: A. Rubin 1-10

BAL: B. Ayanbadejo 1-7, P. Kruger 1-1

## PUNTING:

CLE: B. Maynard 6-251 (41.8)

BAL: S. Koch 5-223 (44.6)

## PUNT RETURNS:

CLE: J. Cribbs 1-84 (84.0) (TD)

BAL: L. Webb 2-0 (0.0)

## KICKOFF RETURNS:

CLE: J. Cribbs 5-113 (22.6)

BAL: D. Reed 1-30 (30.0), T. Zbikowski 1-24 (24.0)

## MISSED FIELD GOALS:

CLE: None

BAL: None

## KEY GAME NOTES

• Wide receiver Joshua Cribbs recorded a career-long 84 yard punt return for a touchdown. It was his third career punt return for a score and 11th total kick return touchdown of his career, which is the fifth-most in NFL history. It was his first punt return for a touchdown since the 2009 season opener when he returned one 67 yards against Minnesota on September 13. It was his first return for a touchdown since he recorded two kickoff returns for touchdowns at Kansas City on December 20, 2009.

• Tight end Evan Moore recorded a season-high five receptions for 35 yards, including a six-yard touchdown. With four touchdown receptions this season, he became the first Browns tight end with four or more receiving scores in a single-season since Kellen Winslow totaled five in 2007.

• Defensive linemen Ahtyba Rubin recorded his fourth sack of the season, which mark a career-high.

16

PITTSBURGH STEELERS 13,  
CLEVELAND BROWNS 9JANUARY 1, 2012 • CLEVELAND BROWNS STADIUM •  
ATTENDANCE: 68,266

Team	1	2	3	4	Final
Pittsburgh	0	2	10	0	13
Cleveland	0	6	3	0	9

## SCORING SUMMARY

Team	Q	Time	Play
Browns	2	6:03	P. Dawson 26 yd. Field Goal (10-57, 3:54)
Browns	2	1:06	P. Dawson 45 yd. Field Goal (8-40, 1:56)
Steelers	2	0:00	S. Suisham 19 yd. Field Goal (9-71, 1:06)
Steelers	3	9:43	S. Suisham 29 yd. Field Goal (13-66, 5:17)
Steelers	3	5:27	I. Redman 7 yd. run (S. Suisham kick) (6-43, 3:28)
Browns	3	1:59	P. Dawson 49 yd. Field Goal (8-46, 3:28)

## TEAM STATISTICS

	PIT	CLE
FIRST DOWNS:	22	14
TIME OF POSSESSION:	39:11	20:49
TOTAL NET YARDS: (Ru/Pa):	360 (161/199)	240 (72/168)
SACKS/YARDS:	2/9	2/22
PUNTS/AVERAGE:	4/45.3	6/38.3
PENALTIES/YARDS:	4/37	5/40
FUMBLES/LOST:	2/2	2/0

## INDIVIDUAL STATISTICS

## PASSING:

CLE: S. Wallace 16-41-177 (INT)

PIT: B. Roethlisberger 23-40-221

## RUSHING:

CLE: S. Wallace 3-44, P. Hillis 10-30, M. Hardesty 2-2

PIT: I. Redman 19-92 (TD), R. Mendenhall 8-38, J. Clay 9-31

## RECEIVING:

CLE: J. Cribbs 7-91, E. Moore 4-39, M. Massaquoi 2-16, C. Mitchell 1-19, J. Cameron 1-15, P. Hillis 1-3

PIT: A. Brown 6-90, H. Ward 5-24, J. Cotchery 3-28, I. Redman 3-18, H. Miller 2-23, S. Sanders 1-14, M. Wallace 1-11, R. Mendenhall 1-7, D. Johnson 1-6

## INTERCEPTIONS:

CLE: None

PIT: T. Polamalu 1-0

## SACKS:

CLE: J. Sheard 1-13, A. Rubin 1-9

PIT: R. Clark 1-7, L. Timmons 1-2

## PUNTING:

CLE: B. Maynard 6-230 (38.3)

PIT: J. Kapinos 4-181 (45.3)

## PUNT RETURNS:

CLE: J. Cribbs 3-22 (7.3)

PIT: None

## KICKOFF RETURNS:

CLE: J. Cribbs 2-23 (11.5)

PIT: A. Brown 3-73 (24.3), J. Cotchery 1-19 (19.0)

## MISSED FIELD GOALS:

CLE: None

PIT: 45W/L

## KEY GAME NOTES

• The Browns became the first NFL team since the 1983 San Diego Chargers to have three rookies start all 16 games. Rookies Jabaal Sheard and Phil Taylor opened all 16 contests on the defensive line, while rookie Jason Pinkston started every contest at left guard. With Sheard and Taylor opening every contest, the Browns became the first NFL team to have two rookies start every game on the defensive line since the Tampa Bay Buccaneers in 1992 (DT Santana Dotson and DT Mark Wheeler). It is also the first time in franchise history that the Browns have had two rookies start every game on the defensive line in team history.

• Wide receiver Joshua Cribbs recorded career highs in receptions (7) and receiving yards (91).

• Punter Brad Maynard recorded two punts inside the 20 yard line. On the season, he placed 32 of his 81 punts inside the 20 and had just one touchback. His punt inside the 20 total tied for the most in Browns history.

The Cleveland Browns have one of the richest traditions in all of professional football, boasting eight league titles, including four in the NFL. In addition, 16 former Browns have been inducted into the Pro Football Hall of Fame in Canton, the sixth-most of any NFL franchise.

### THE AAFC

The Browns were founded in 1945 as a charter member of the All-America Football Conference (AAFC), under businessman Arthur B. "Mickey" McBride, who would name Paul Brown as the team's general manager and head coach. The franchise conducted a team naming contest, and the No. 1 choice was "Browns," highlighting Paul Brown's popularity in the area. In addition to Brown, that first team consisted of future Hall of Famers in center Frank Gatski, quarterback Otto Graham, offensive tackle/kicker Lou Groza, receiver Dante Lavelli, fullback Marion Motley and lineman Bill Willis.

In their first season in the AAFC (1946), the Browns posted a 12-2 record and went on to defeat the New York Yankees in the league's inaugural championship game, 14-9. They were as equally successful off the field, averaging more than 57,000 fans to their home games at Municipal Stadium. The Browns would go on to claim the AAFC title in all four years of the league's existence, including a 15-0 record in 1948.

### JOINING THE NFL

In 1950, the Browns were one of only three AAFC teams to merge with the National Football League, along with the San Francisco 49ers and Baltimore Colts. Despite joining a more established league, Cleveland continued its success as they marched through the 1950 regular season with a 10-2 record before defeating the New York Giants in the playoffs and the Los Angeles Rams in the championship game. In fact, the Browns appeared in the NFL Championship game in each of their first seven years in the league (1950-56), coming away with three titles during that time (1950, 1954-55).

Quarterback Otto Graham guided the Browns to the championship game in all 10 of his professional seasons, helping the team capture seven titles (four AAFC and three NFL). Graham led the AAFC in passing all four years and led the NFL in passing twice (1953 and 1955), while totaling 23,584 passing yards combined in both leagues.

In 1957, the Browns selected Syracuse running back Jim Brown with the sixth overall pick of the NFL Draft. Brown would go on to lead the league in rushing that year with 942 yards in just 12 games as he was named NFL Rookie of the Year. He helped the Browns back to the NFL title game that season, although they dropped a 59-14 decision to the Detroit Lions. The following year, Brown again led the league in rushing, with 1,527 yards and 27 touchdowns. It marked one of seven times over the next eight years in which he rushed for more than 1,100 yards.

### COLLIER TAKES THE HELM

After going consecutive seasons without making the playoffs for the first time in franchise history (1961-62), Blanton Collier took over for Paul Brown as head coach in 1963, and guided the team to a regular season record of 10-4 as they returned to the postseason, led by Jim Brown's career-high 1,863 rushing yards. The following year saw the Browns put together a record of 10-3-1, capped by a 27-0 victory over Baltimore in the NFL Championship game. The 1964 season marked the first of three NFL title game appearances for the Browns over the next five years.

Following the 1965 season, Brown unexpectedly announced his retirement to pursue an acting career. In his final year, Brown rushed for 1,544 yards, the third straight year and eighth time in his nine NFL seasons that he topped the league's rushing chart.

Following Brown's retirement, Cleveland could not be derailed as they qualified for the postseason in three of the next four years, including two NFL Championship game appearances (1968-69). Future Hall of Fame running back Leroy Kelly, an eighth-round draft choice of the team in 1964, rushed for more than 1,000 yards in three of those seasons (1966-68).

On September 21, 1970, the Browns became part of history as they had the distinction of hosting the New York Jets in the first-ever Monday Night Football game, emerging with a 31-21 victory.

Collier wrapped up his coaching career following the 1970 season. He registered a 76-34-2 (.688) regular season record and guided the Browns to four NFL Championship games.

### THE "KARDIAC KIDS"

The decade of the 1970s started with the Browns making two trips to the playoffs in the first three years. Then came a stretch in which the Browns missed the postseason seven straight seasons (1973-79). In the final year of that span, however, the Browns, under the guidance of second-year Head Coach Sam Rutigliano, put together a record of 9-7 and affectionately earned the nickname of the "Kardiac Kids." Of the team's nine victories that year, seven came by seven points or less. Two of those wins occurred in overtime while three others were decided within the final two minutes of regulation.

This excitement continued into the following season of 1980. After starting the year 2-3, the Browns reeled off five straight wins and victories in eight of their next nine. Of those eight triumphs, six came by six points or less. On the final week of the season, Don Cockroft's 22-yard field goal with less than two minutes to play lifted the Browns to a 27-24 victory over the Bengals at Cincinnati's Riverfront Stadium, as Cleveland captured its first AFC Central crown since 1971 and its first playoff berth since 1972.

## BERNIE KOSAR ERA

In 1985, the franchise underwent a makeover as Marty Schottenheimer was named the team's sixth full-time head coach and the club selected University of Miami quarterback Bernie Kosar – a Youngstown native who grew up in Boardman, Ohio – in the NFL Supplemental Draft. By midseason of his rookie year, Kosar had cracked the starting lineup, leading the Browns to wins in four of his first six starts. Cleveland went on to post an 8-8 record that year, which was good for first place in the AFC Central division. That season, running backs Earnest Byner and Kevin Mack both topped the 1,000-yard rushing mark, a feat that would not be accomplished again by a pair of running backs on the same team in the same season until 2008.

The Browns seemed poised for their first playoff win since 1969 as they held a 21-3 third-quarter lead over the Dolphins at the Orange Bowl before Miami reeled off 21 unanswered points to come away with a 24-21 victory. With Kosar at the helm, the Browns would win three AFC Central division titles over the next four years (1986-87, 1989) and qualify for the playoffs on each occasion. Three of those four appearances resulted in a spot in the AFC Championship game, only to be stopped short of their ultimate destination by the Denver Broncos each time.

In August of 1991, the Browns moved into a new administrative complex in Berea and began holding training camp there in July of the following year.

## THE MOVE

On November 6, 1995, it was announced that the Browns had signed a deal to relocate to Baltimore for the following season. In February 1996, the NFL announced that the Browns would be "deactivated" for three years and that a new stadium would be built for a new Browns team – either as an expansion team or one that would move from another city – that would begin play in 1999. Cleveland NFL Football (Cleveland Browns Trust) was formed by the NFL with Bill Futterer as President and NFL Commissioner Paul Tagliabue as Trustee. The Trust represented the NFL in the stadium design and construction, managed the sale

of suites and club seats, and sold Permanent Seat Licenses and season tickets. In March 1998, at the owners meeting in Orlando, Tagliabue announced that the Browns would be an expansion team rather than a relocated team. On September 8, 1998, the NFL awarded the new Cleveland Browns franchise to a group led by Alfred Lerner, while the NFL formally transferred ownership on October 23, 1998.

## THE RETURN OF THE BROWNS

The new Cleveland Browns franchise played their first game on August 9, 1999 when they edged the Dallas Cowboys, 20-17 in overtime, in the annual Hall of Fame Game at Fawcett Stadium in Canton to open the preseason. They played their first regular season game on September 12 against their longtime rival Pittsburgh Steelers at Cleveland Browns Stadium. Their initial regular season victory occurred in dramatic fashion as a 56-yard Hail Mary from quarterback Tim Couch to wide receiver Kevin Johnson as time expired lifting the Browns to a 21-16 decision over the Saints at the Superdome, in what would be the first of two wins in that first season back for Cleveland.

On October 23, 2002 owner Alfred Lerner passed away and his son, Randy, took over control of the team. Later that year, the Browns won their final two regular season games to finish with a record of 9-7, earning them their first playoff berth since returning just four years earlier.

## HOLMGREN IN AS PRESIDENT

Mike Holmgren was introduced as team President on January 5, 2010. Less than a week later, he named Tom Heckert as General Manager and Bryan Wiedmeier as Executive Vice President – Business Operations.

On September 19, 2010, the team unveiled a Ring of Honor at Cleveland Browns Stadium at halftime of the home opener against the Kansas City Chiefs. The inaugural class consisted of the franchise's 16 Hall of Famers, as the name of each man was permanently displayed on the stadium's upper deck facade.

Pat Shurmur, whose uncle Fritz Shurmur served as Holmgren's defensive coordinator with the Packers for five seasons, was named as the 13th full-time head coach in franchise history on January 13, 2011.

## HOW THE BROWNS WERE NAMED

Just how did the Cleveland Browns get their name?

One myth is that the team was named after the popular boxing champion, Joe Louis, "The Brown Bomber." The truth, according to several published reports, is this:

When owner Arthur McBride brought an AAFC team to Cleveland in 1945, he held a newspaper contest to name the team and offered a \$1,000 war bond to the winner. Most of the entries submitted wanted the name Browns, because the extremely popular Paul Brown was the team's head coach.

Coach Brown thought it wouldn't be proper to name the team after him, and the entry "Panthers" was selected. A few weeks later, a man approached McBride and said he owned a semi-pro team in the 1920s called the Cleveland Panthers and he still owned the rights to the name.

McBride could have bought the man off, but Brown vetoed the idea. The coach didn't want the new team to be associated with a losing franchise. Instead of holding a new contest, Brown reluctantly agreed to name the team Browns. But, in sticking with his original ideals, Brown suggested publicly that since Louis was "The Brown Bomber", that was how the team got its name. Not a single entry in the contest listed Louis or his nickname as a reason for choosing "Browns."





## **#14 OTTO GRAHAM**

From 1946-1955, Otto Graham guided the Browns to 10 league crowns and NFL Championships in 1950, 1954 and 1955. He led the NFL in passing for two seasons and recorded 23,584 career passing yards. In 1953, Graham finished the season with a 64.73 completion percentage, the highest in club history. He was an All-League selection from 1951-55. Graham was inducted in the Pro Football Hall of Fame in 1965.



## **#32 JIM BROWN**

Brown was the NFL's leading rusher in eight seasons and holds the Browns franchise record for career rushing yards, attempts and touchdowns. An All-America selection from Syracuse in 1956, Brown was named NFL Rookie of the Year in 1957. He participated in nine consecutive Pro Bowls from 1958-66 and was voted NFL most valuable player in 1958 and 1965. Brown was inducted in the Pro Football Hall of Fame in 1971.



## **#45 ERNIE DAVIS**

After being selected first in the 1961 NFL draft, the Browns acquired Ernie Davis in a trade with the Washington Redskins. Tragically, Davis passed away two years later from leukemia and never played a professional game. A star running back from Syracuse, Davis was the first African-American to win the Heisman Trophy in 1961 and guided the Orangemen to their only national championship the same year.



## **#46 DON FLEMING**

Don Fleming was selected by the Chicago Cardinals in the 28th round of the 1959 NFL draft. He was traded to the Browns in 1960 and was a mainstay at the safety position. From 1960-63, Fleming intercepted 10 passes and was named to *The Sporting News* All-AFC team in 1962. During the 1963 offseason, Fleming and a co-worker were sadly electrocuted working a construction job. His passing came a few weeks after Ernie Davis' death.



## **#76 LOU GROZA**

Lou Groza is Cleveland's top scorer with 1,349 points on 234 FGs, 641 PATs and one TD. He scored at least one point in 107 consecutive games and his last-second field goal sealed the 1950 NFL Championship for the Browns. Originally an offensive left tackle, Groza suffered a back injury which converted him into a kicking specialist from 1961-67. He was an All-NFL tackle on six occasions and was the NFL Player of the Year in 1954. Groza was inducted in the Pro Football Hall of Fame in 1974.

# CLEVELAND BROWNS IN THE HALL OF FAME

The rich tradition of the Cleveland Browns boasts 16 members in the Pro Football Hall of Fame, which is the sixth-highest total in the NFL. Only the Chicago Bears, Green Bay Packers, New York Giants, Pittsburgh Steelers and Washington Redskins claim more Hall of Famers.


## **TEAM**

1. Chicago Bears	27
2. Green Bay Packers	21
3. Pittsburgh Steelers	20
4. Washington Redskins	19
5. New York Giants	18
6. Cleveland Browns	16

## **HALL OF FAME ENSHRINEES**

\*Based upon official numbers provided by the Pro Football Hall of Fame. Players are recognized by teams with whom they played a significant portion of their career. All numbers have been updated to include the 2012 Hall of Fame Class.

# CLEVELAND BROWNS IN THE HALL OF FAME




**Jim Brown**

Running Back  
6-2, 232  
Cleveland Browns (1957-65)  
Syracuse  
Enshrined in 1971



**Paul Brown**

Head Coach  
Cleveland Browns (AAFC, 1946-49; NFL, 1950-62)  
Miami (Ohio)  
Enshrined in 1967



**Joe DeLamielleure**

Offensive Guard  
6-3, 250  
Buffalo Bills (1973-79, 1985);  
Cleveland Browns (1980-84)  
Michigan State  
Enshrined in 2003



**Len Ford**

Defensive End  
6-4, 245  
Los Angeles Dons (AAFC, 1948-49);  
Cleveland Browns (1950-57);  
Green Bay Packers (1958)  
Michigan  
Enshrined in 1976

# CLEVELAND BROWNS IN THE HALL OF FAME



**Frank Gatski**


Center

6-3, 233

Cleveland Browns (AAFC, 1946-49;  
NFL, 1950-56); Detroit Lions (1957)

Marshall University

**Enshrined in 1985**




**Otto Graham**

Quarterback

6-1, 196

Cleveland Browns (AAFC, 1946-49; NFL, 1950-55)  
Northwestern

**Enshrined in 1965**



**Lou Groza**


Offensive Tackle/Kicker

6-3, 240

Cleveland Browns (AAFC, 1946-49;  
NFL, 1950-59, 1961-67)

Ohio State

**Enshrined in 1974**



**Gene Hickerson**


Offensive Guard

6-3, 248

Cleveland Browns (1958-60, 1962-73);  
Mississippi


**Enshrined in 2007**

# CLEVELAND BROWNS IN THE HALL OF FAME




**Leroy Kelly**

Running Back  
6-0, 202  
Cleveland Browns (1964-73)  
Morgan State  
Enshrined in 1994




**Dante Lavelli**

End  
6-0, 191  
Cleveland Browns (AAFC, 1946-49; NFL, 1950-56)  
Ohio State  
Enshrined in 1975



**Mike McCormack**

Tackle  
6-4, 246  
New York Yanks (1951);  
Cleveland Browns (1954-62)  
Kansas  
Enshrined in 1984



**Bobby Mitchell**

Wide Receiver/Halfback  
6-0, 192  
Cleveland Browns (1958-61);  
Washington Redskins (1962-68)  
Illinois  
Enshrined in 1983



# CLEVELAND BROWNS IN THE HALL OF FAME




**Marion Motley**

Fullback  
6-1, 232

Cleveland Browns (AAFC, 1946-49;  
NFL, 1950-53); Pittsburgh Steelers (1955)  
South Carolina State, Nevada

**Enshrined in 1968**




**Ozzie Newsome**

Tight End  
6-2, 232

Cleveland Browns (1978-90)  
Alabama

**Enshrined in 1999**




**Paul Warfield**

Wide Receiver  
6-0, 188

Cleveland Browns (1964-69, 1976-77);  
Miami Dolphins (1970-74)  
Ohio State

**Enshrined in 1983**



**Bill Willis**

Middle Guard  
6-2, 213

Cleveland Browns (AAFC, 1946-49; NFL 1950-53)  
Ohio State

**Enshrined in 1977**

## NFL AWARD WINNERS

### 1984

TE Ozzie Newsome – AFC Offensive Player of the Week (Week 7)  
LB Clay Matthews – AFC Defensive Player of the Week (Week 12)

### 1985

RB Kevin Mack – AFC Offensive Player of the Week (Week 5)  
QB Bernie Kosar – AFC Offensive Player of the Week (Week 15)

### 1986

CB Hanford Dixon – AFC Defensive Player of the Week (Week 2)  
QB Bernie Kosar – AFC Offensive Player of the Week (Week 10)  
QB Bernie Kosar – AFC Offensive Player of the Week (Week 12)

### 1987

DB Felix Wright – AFC Defensive Player of the Week (Week 7)  
RB Earnest Byner – AFC Offensive Player of the Week (Week 9)  
CB Frank Minnifield – AFC Defensive Player of the Week (Week 11)  
QB Bernie Kosar – AFC Offensive Player of the Week (Week 14)

### 1988

LB Mike Johnson – AFC Defensive Player of the Week (Week 8)  
S Felix Wright – AFC Defensive Player of the Month (December)

### 1989

LB David Grayson – AFC Defensive Player of the Week (Week 1)  
LB Mike Johnson – AFC Defensive Player of the Month (September)  
WR Webster Slaughter – AFC Offensive Player of the Week (Week 8)  
WR Webster Slaughter – AFC Defensive Player of the Month (October)

### 1991

LB Clay Matthews – AFC Defensive Player of the Week (Week 9)

### 1992

RB Eric Metcalf – AFC Offensive Player of the Week (Week 3)  
LB Mike Johnson – AFC Defensive Player of the Month (October)  
QB Bernie Kosar – AFC Offensive Player of the Week (Week 14)

### 1993

PR Eric Metcalf – AFC Special Teams Player of the Week (Week 8)  
PR Eric Metcalf – AFC Special Teams Player of the Month (October)  
QB Vinny Testaverde – AFC Offensive Player of the Week (Week 17)

### 1994

PR Eric Metcalf – AFC Special Teams Player of the Week (Week 1)  
P Tom Tupa – AFC Special Teams Player of the Week (Week 5)  
P Tom Tupa – AFC Special Teams Player of the Week (Week 7)  
LB Pepper Johnson – AFC Defensive Player of the Week (Week 8)  
PR Eric Metcalf – AFC Special Teams Player of the Week (Week 8)  
ST Bennie Thompson – AFC Special Teams Player of the Month (November)  
S Eric Turner – AFC Defensive Player of the Week (Week 15)  
S Eric Turner – AFC Defensive Player of the Week (Week 17)  
S Eric Turner – AFC Defensive Player of the Month (December)

### 1995

QB Vinny Testaverde – AFC Offensive Player of the Month (September)  
K Matt Stover – AFC Special Teams Player of the Week (Week 8)  
WR Andre Rison – AFC Offensive Player of the Week (Week 17)

### 1999

QB Tim Couch – NFL Rookie of the Month (October)

### 2000

DE Keith McKenzie – AFC Defensive Player of the Week (Week 2)  
DE Courtney Brown – AFC Defensive Player of the Week (Week 3)

### 2001

K Phil Dawson – AFC Special Teams Player of the Week (Week 3)  
DB Anthony Henry – AFC Defensive Player of the Week (Week 10)

### 2002

QB Tim Couch – AFC Offensive Player of the Week (Week 3)  
WR Andre Davis – AFC Special Teams Player of the Week (Week 7)  
WR Andre Davis – Pepsi NFL Rookie of the Week (Week 8)  
RB William Green – Pepsi NFL Rookie of the Week (Week 12)  
RB William Green – Pepsi NFL Rookie of the Week (Week 14)  
RB William Green – Pepsi NFL Rookie of the Week (Week 17)  
LB Earl Holmes – AFC Defensive Player of the Week (Week 17)

### 2003

DE Courtney Brown – AFC Defensive Player of the Week (Week 5)

### 2004

DE Kenard Lang – AFC Defensive Player of the Week (Week 1)

### 2005

QB Trent Dilfer – AFC Offensive Player of the Week (Week 2)  
P Kyle Richardson – AFC Special Teams Player of the Week (Week 9)  
LB Andra Davis – AFC Defensive Player of the Week (Week 11)  
RB Reuben Droughns – FedEx Ground NFL Player of the Week (Week 12)  
QB Charlie Frye – Diet Pepsi NFL Rookie of the Week (Week 13)  
K Phil Dawson – AFC Special Teams Player of the Week (Week 15)  
QB Charlie Frye – Diet Pepsi NFL Rookie of the Week (Week 15)  
QB Charlie Frye – Diet Pepsi NFL Rookie of the Week (Week 17)

### 2006

KR Joshua Cribbs – AFC Special Teams Player of the Week (Week 4)  
S Sean Jones – AFC Defensive Player of the Week (Week 8)

### 2007

QB Derek Anderson – AFC Offensive Player of the Week (Week 2)  
RB Jamal Lewis – FedEx Ground Player of the Week (Week 2)  
QB Derek Anderson – FedEx Air Player of the Week (Week 2)  
KR Joshua Cribbs – AFC Special Teams Player of the Month (September)  
Head Coach Romeo Crennel – Motorola NFL Coach of the Week (Week 4)  
Head Coach Romeo Crennel – Motorola NFL Coach of the Week (Week 9)  
KR Joshua Cribbs – AFC Special Teams Player of the Month (November)  
LT Joe Thomas – NFL Offensive Rookie of the Month (November)

### 2008

DB Eric Wright – AFC Defensive Player of the Week (Week 6)  
HC Romeo Crennel – Motorola NFL Coach of the Week (Week 6)  
DL Sierra Rogers – GMC Sierra Defensive Player of the Week (Week 8)

### 2009

P Dave Zastudil – AFC Special Teams Player of the Week (Week 5)  
WR Joshua Cribbs – AFC Special Teams Player of the Week (Week 10)  
WR Joshua Cribbs – AFC Special Teams Player of the Week (Week 15)  
RB Jerome Harrison – FedEx Ground Player of the Week (Week 15)  
WR Joshua Cribbs – AFC Special Teams Player of the Month (December/January)

### 2010

LB David Bowens – AFC Defensive Player of the Week (Week 7)  
RB Peyton Hillis – AFC Offensive Player of the Week (Week 9)  
RB Peyton Hillis – FedEx Ground Player of the Week (Week 9)  
RB Peyton Hillis – FedEx Ground Player of the Week (Week 12)  
P Reggie Hodges – AFC Special Teams Player of the Week (Week 13)  
DB Joe Haden – NFL Defensive Rookie of the Month (November)

### 2011

LB D'Qwell Jackson – AFC Defensive Player of the Month (September)  
WR Joshua Cribbs – AFC Special Teams Player of the Week (Week 2)

## ALL-LEAGUE SELECTIONS

1950 — Marion Motley (UP, AP), Mac Speedie (UP), Bill Willis (UP). 1951 — Tony Adamle (UP), Frank Gatski (UP, AP), Otto Graham (UP, AP), Lou Groza (UP), Dub Jones (UP, AP), Dante Lavelli (UP). 1952 — Len Ford (UP, AP), Frank Gatski (AP), Otto Graham (UP), Lou Groza (UP, AP), Mac Speedie (UP), Bill Willis (UP, AP). 1953 — Len Ford (UP, AP), Frank Gatski (UP, AP), Ken Gorgall (UP), Otto Graham (UP, AP), Lou Groza (UP, AP), Dante Lavelli (UP), Tommy Thompson (UP), Bill Willis (UP). 1954 — Len Ford (UP, AP), Otto Graham (UP, AP), Lou Groza (UP, AP). 1955 — Don Colo (UP), Len Ford (UP), Frank Gatski (UP, AP), Abe Gibrón (UP), Otto Graham (UP, AP), Lou Groza (UP, AP), Don Paul (UP). 1956 — None. 1957 — Jim Brown (UP, AP), Lou Groza (UP). 1958 — Jim Brown (UPI, AP). 1959 — Jim Brown (UPI, AP), Jim Ray Smith (UPI, AP).

1960 — Jim Brown (UPI, AP), Jim Ray Smith (UPI, AP). 1961 — Jim Brown (UPI, AP, NEA), Jim Ray Smith (UPI, AP, NEA). 1962 — Jim Ray Smith (NEA). 1963 — Jim Brown (UPI, AP, NEA), Dick Schafrath (AP). 1964 — Jim Brown (UPI, AP, NEA), Jim Houston (NEA), Dick Schafrath (AP, UPI), Paul Warfield (NEA). 1965 — Jim Brown (UPI, AP, NEA), Gary Collins (UPI), Jim Houston (UPI), Dick Schafrath (UPI, AP). 1966 — Gene Hickerson (NEA), Leroy Kelly (UPI, AP, NEA). 1967 — Gene Hickerson (AP, NEA, UPI), Leroy Kelly (AP, NEA, UPI). 1968 — Gene Hickerson (AP, NEA, UPI), Leroy Kelly (AP, NEA, UPI), Paul Warfield (NEA, UPI). 1969 — Gary Collins (AP, UPI), Gene Hickerson (AP, UPI), Leroy Kelly (NEA), Paul Warfield (NEA).

1970 — Gene Hickerson (UPI, PFWA). 1971 — Leroy Kelly (NEA). 1972 — Don Cockroft (NEA). 1973 — Clarence Scott (UPI). 1974 — None. 1975 — None. 1976 — Jerry Sherk (AP, NEA, PFWA). 1977 — None. 1978 — Thom Darden (NEA, PFWA). 1979 — Ozzie Newsome (PFWA).

1980 — Lyle Alzado (AP, UPI), Joe DeLamielleure (NEA, PFWA, UPI), Brian Sipe (AP, PFWA, NEA, UPI). 1981 — None. 1982 — None. 1983 — Chip Banks (AP, PFWA). 1984 — Clay Matthews (NEA), Ozzie Newsome (AP, NEA, PFWA). 1985 — None. 1986 — Chip Banks (UPI, AP), Hanford Dixon (AP, PFWA, NEA, UPI), Dan Fike (NEA), Bob Golic (AP, NEA), Frank Minnifield (UPI). 1987 — Hanford Dixon (AP, NEA, PFWA, UPI), Frank Minnifield (AP, NEA, PFWA, UPI), Bernie Kosar (UPI), Earnest Byner (UPI), Dan Fike (UPI), Carl Hairston (UPI), Cody Risien (UPI). 1988 — Hanford Dixon (AP), Frank Minnifield (AP, NEA, PFWA, UPI), Clay Matthews (UPI). 1989 — Mike Johnson (UPI), Frank Minnifield (AP, UPI), Clay Matthews (UPI), Michael Dean Perry (AP, UPI, PFWA), Webster Slaughter (AP, UPI).

1990 — Michael Dean Perry (AP, UPI, PFWA, NEA). 1991 — Michael Dean Perry (AP, USA, NEA). 1992 — None. 1993 — Eric Metcalf (AP, PFWA, UPI). 1994 — Rob Burnett (UPI) Pepper Johnson (UPI, USA), Tony Jones (AP), Michael Dean Perry (AP, UPI), Matt Stover (UPI), Eric Turner (AP, PFWA, UPI). 1995 — None. 1999 — None.

2000 — Chris Gardocki (AP Second Team). 2001 — Jamir Miller (AP, College and Pro Football Weekly, Football Digest, Pro Football Weekly, Sports Illustrated, Sporting News). 2002 — None. 2003 — None. 2004 — None. 2005 — None. 2006 — None. 2007 — Phil Dawson (AP Second Team), Joshua Cribbs (PFWA, Sporting News, AP Second Team), Braylon Edwards (Sporting News, AP Second Team), Joe Thomas (PFWA All-Rookie). 2008 — Joshua Cribbs (Sports Illustrated), Joe Thomas (AP 2nd Team). 2009 — Blake Costanzo (Sports Illustrated), Joshua Cribbs (AP 1st Team, PFWA, Sports Illustrated), Alex Mack (PFWA All-Rookie), Joe Thomas (AP 1st Team, PFWA, Sports Illustrated).

2010 — Joe Haden (PFWA All-Rookie), Alex Mack (Sports Illustrated), Joe Thomas (AP 1st Team, PFWA, Sporting News), T.J. Ward (PFWA All-Rookie, PFWA Rookie Special Teamer). 2011 — Jabaal Sheard (PFWA All-Rookie), Phil Taylor (PFWA All-Rookie), Joe Thomas (AP 1st Team, PFWA, Sports Illustrated).

## PRO BOWL SELECTIONS BY YEAR

1951 — FB Tony Adamle, QB Otto Graham, T Lou Groza, G Weldon Humble, FB Marion Motley, E (WR) Mac Speedie, G Bill Willis. 1952 — FB Tony Adamle, HB Ken Carpenter, DE Len Ford, T Lou Groza, QB Otto Graham, HB Dub Jones, E (WR) Dante Lavelli, G Bill Willis. 1953 — DE Len Ford, G Abe Gibrón, E (WR) Horace Gillom, QB Otto Graham, T Lou Groza, HB Dub Jones, E (WR) Mac Speedie, G Bill Willis. 1954 — DE Len Ford, G Abe Gibrón, QB Otto Graham, T Lou Groza, FB Harry Jagade, HB Tommy James, E (WR) Dante Lavelli, HB Ray Renfro. 1955 — T Don Colo, DE Len Ford, G Abe Gibrón, QB Otto Graham, T Lou Groza, FB Harry Jagade, E (WR) Dante Lavelli. 1956 — E (WR) Darrel Brewster, T Don Colo, G Abe Gibrón, T Lou Groza, HB Ken Konz, FB Fred Morrison. 1957 — E (WR) Darrel Brewster, C Frank Gatski, T Mike McCormack, LB Walt Michaels, S Don Paul. 1958 — FB Jim Brown, DT Bob Gain, T Lou Groza, T Mike McCormack, LB Walt Michaels, S Don Paul, HB Ray Renfro. 1959 — FB Jim Brown, T Don Colo, DT Bob Gain, T Lou Groza, LB Walt Michaels, S Don Paul, G Jim Ray Smith.

1960 — FB Jim Brown, DE Bob Gain, T Lou Groza, C Art Hunter, LB Walt Michaels, G Jim Ray Smith. 1961 — FB Jim Brown, T Mike McCormack, HB Bobby Mitchell, DB Bernie Parrish, QB Milt Plum, HB Ray Renfro, G Jim Ray Smith. 1962 — FB Jim Brown, DT Bob Gain, T Mike McCormack, C John Morrow, QB Milt Plum, G Jim Ray Smith. 1963 — FB Jim Brown, LB Galen Fiss, DT Bob Gain, DE Bill Glass, T Mike McCormack, G Jim Ray Smith. 1964 — FB Jim Brown, LB Galen Fiss, DE Bill Glass, C John Morrow, DB Bernie Parrish, T Dick Schafrath. 1965 — FB Jim Brown, DE Bill Glass, LB Jim Houston, DT Dick Modzelewski, QB Frank Ryan, T Dick Schafrath, WR Paul Warfield. 1966 — FB Jim Brown, FL (WR) Gary Collins, G Gene Hickerson, LB Jim Houston, QB Frank Ryan, T Dick Schafrath, DE Paul Wiggins, G John Wooten. 1967 — LB Johnny Brewer, FL (WR) Gary Collins, FB Ernie Green, G Gene Hickerson, HB Leroy Kelly, QB Frank Ryan, T Dick Schafrath, G John Wooten. 1968 — DE Bill Glass, FB Ernie Green, G Gene Hickerson, DT Walter Johnson, HB Leroy Kelly, T Dick Schafrath, DE Paul Wiggins. 1969 — DB Erich Barnes, G Gene Hickerson, DT Walter Johnson, DB Ernie Kellermann, HB Leroy Kelly, TE Milt Morin, T Dick Schafrath, WR Paul Warfield.

1970 — DE Jack Gregory, G Gene Hickerson, C Fred Hoaglin, LB Jim Houston, DT Walter Johnson, HB Leroy Kelly, QB Bill Nelsen, WR Paul Warfield. 1971 — G Gene Hickerson, LB Jim Houston, HB Leroy Kelly. 1972 — HB Leroy Kelly, TE Milt Morin. 1973 — CB Ben Davis. 1974 — KR Greg Pruitt, CB Clarence Scott, DT Jerry Sherk. 1975 — RB Greg Pruitt, DT Jerry Sherk. 1976 — DT Jerry Sherk. 1977 — RB Greg Pruitt, DT Jerry Sherk. 1978 — RB Greg Pruitt. 1979 — S Thom Darden.

1980 — C Tom DeLeone, RB Mike Pruitt. 1981 — G Joe DeLamielleure, C Tom DeLeone, T Doug Dieken, RB Mike Pruitt, QB Brian Sipe. 1982 — TE Ozzie Newsome. 1983 — LB Chip Banks. 1984 — LB Chip Banks. 1985 — TE Ozzie Newsome. 1986 — LB Chip Banks, NT Bob Golic, RB Kevin Mack, LB Clay Matthews, TE Ozzie Newsome. 1987 — LB Chip Banks, CB Hanford Dixon, NT Bob Golic, CB Frank Minnifield, T Cody Risien. 1988 — CB Hanford Dixon, NT Bob Golic, QB Bernie Kosar, RB Kevin Mack, LB Clay Matthews, KR Gerald McNeil, CB Frank Minnifield, T Cody Risien. 1989 — CB Hanford Dixon, LB Clay Matthews, CB Frank Minnifield.

1990 — LB Mike Johnson, LB Clay Matthews, CB Frank Minnifield, NT Michael Dean Perry, WR Webster Slaughter. 1991 — LB Mike Johnson, NT Michael Dean Perry. 1992 — NT Michael Dean Perry. 1993 — None. 1994 — KR Eric Metcalf, NT Michael Dean Perry. 1995 — DE Rob Burnett, FB Leroy Hord, LB Pepper Johnson, KR Eric Metcalf, NT Michael Dean Perry, S Eric Turner. 1996 — None.

2000 — None. 2001 — None. 2002 — LB Jamir Miller. 2003 — None. 2004 — None. 2005 — None. 2006 — None. 2007 — None. 2008 — QB Derek Anderson, KR Joshua Cribbs, WR Braylon Edwards, LS Ryan Pontbriand, T Joe Thomas, TE Kellen Winslow. 2009 — LS Ryan Pontbriand, DT Shaun Rogers, T Joe Thomas.

2010 — KR Joshua Cribbs, T Joe Thomas. 2011 — C Alex Mack, T Joe Thomas. 2012 — T Joe Thomas.

(Year indicates the year in which Pro Bowl game was played.)

## PRO BOWL SELECTIONS BY PLAYER

Player (Pos.).....	Total (Years)		
Adamle, Tony (FB).....	2 (1951, 1952)	Konz, Ken (HB).....	1 (1956)
Anderson, Derek (QB).....	1 (2008)	Kosar, Bernie (QB).....	1 (1988)
Banks, Chip (LB).....	4 (1983, 1984, 1986, 1987)	Lavelli, Dante (E/WR).....	3 (1952, 1954, 1955)
Barnes, Erich (DB).....	1 (1969)	Mack, Alex (C).....	1 (2011)
Brewer, Johnny (LB).....	1 (1967)	Mack, Kevin (RB).....	2 (1986, 1988)
Brewster, Darrel (E/WR).....	2 (1956, 1957)	Matthews, Clay (LB).....	4 (1986, 1988, 1989, 1990)
Brown, Jim (FB).....	9 (1958-66)	McCormack, Mike (T).....	5 (1957, 1958, 1961, 1962, 1963)
Burnett, Rob (DE).....	1 (1995)	McNeil, Gerald (KR).....	1 (1988)
Carpenter, Ken (HB).....	1 (1952)	Metcalf, Eric (KR).....	2 (1994, 1995)
Collins, Gary (FL/WR).....	2 (1966, 1967)	Michaels, Walt (LB).....	4 (1957, 1958, 1959, 1960)
Colo, Don (T).....	3 (1955, 1956, 1959)	Miller, Jamir (LB).....	1 (2002)
Cribbs, Joshua (KR).....	2 (2008, 2010)	Minnifield, Frank (CB).....	4 (1987, 1988, 1989, 1990)
Darden, Thom (S).....	1 (1979)	Mitchell, Bobby (HB).....	1 (1961)
Davis, Ben (CB).....	1 (1973)	Modzelewski, Dick (DT).....	1 (1965)
DeLamielleure, Joe (G).....	1 (1981)	Morin, Milt (TE).....	2 (1969, 1972)
DeLeone, Tom (C).....	2 (1980, 1981)	Morrison, Fred (FB).....	1 (1956)
Dieken, Doug (T).....	1 (1981)	Morrow, John (C).....	2 (1962, 1964)
Dixon, Hanford (CB).....	3 (1987, 1988, 1989)	Motley, Marion (FB).....	1 (1951)
Edwards, Braylon (WR).....	1 (2008)	Nelsen, Bill (QB).....	1 (1970)
Fiss, Galen (LB).....	2 (1963, 1964)	Newsome, Ozzie (TE).....	3 (1982, 1985, 1986)
Ford, Len (DE).....	4 (1952, 1953, 1954, 1955)	Parrish, Bernie (DB).....	2 (1961, 1964)
Gain, Bob (DT/DE).....	5 (1958, 1959, 1960, 1962, 1963)	Paul, Don (S).....	3 (1957, 1958, 1959)
Gatski, Frank (C).....	1 (1957)	Perry, Michael Dean (NT).....	5 (1990, 1991, 1992, 1994, 1995)
Gibron, Abe (G).....	4 (1953, 1954, 1955, 1956)	Plum, Milt (QB).....	2 (1961, 1962)
Gillom, Horace (E/WR).....	1 (1953)	Pontbriand, Ryan (LS).....	2 (2008, 2009)
Glass, Bill (DE).....	4 (1963, 1964, 1965, 1968)	Pruitt, Greg (KR-RB).....	4 (1974, 1975, 1977, 1978)
Golic, Bob (NT).....	3 (1986, 1987, 1988)	Pruitt, Mike (RB).....	2 (1980, 1981)
Graham, Otto (QB).....	5 (1951, 1952, 1953, 1954, 1955)	Renfro, Ray (HB).....	3 (1954, 1958, 1961)
Green, Ernie (FB).....	2 (1967, 1968)	Risien, Cody (T).....	2 (1987, 1988)
Gregory, Jack (DE).....	1 (1970)	Rogers, Shaun (DT).....	1 (2009)
Groza, Lou (T).....	9 (1951-56, 1958-60)	Ryan, Frank (QB).....	3 (1965, 1966, 1967)
Hickerson, Gene (G).....	6 (1966, 1967, 1968, 1969, 1970, 1971)	Schaftrath, Dick (T).....	6 (1964, 1965, 1966, 1967, 1968, 1969)
Hoaglin, Fred (C).....	1 (1970)	Scott, Clarence (CB).....	1 (1974)
Hoard, Leroy (FB).....	1 (1995)	Sherk, Jerry (DT).....	4 (1974, 1975, 1976, 1977)
Houston, Jim (LB).....	4 (1965, 1966, 1970, 1971)	Sipe, Brian (QB).....	1 (1981)
Humble, Weldon (G).....	1 (1951)	Slaughter, Webster (WR).....	1 (1990)
Hunter, Art (C).....	1 (1960)	Smith, Jim Ray (G).....	5 (1959, 1960, 1961, 1962, 1963)
Jagade, Harry (FB).....	2 (1954, 1955)	Speedie, Mac (E/WR).....	2 (1951, 1953)
James, Tommy (HB).....	1 (1954)	Thomas, Joe (T).....	5 (2008, 2009, 2010, 2011, 2012)
Johnson, Mike (LB).....	2 (1990, 1991)	Turner, Eric (S).....	1 (1995)
Johnson, Pepper (LB).....	1 (1995)	Warfield, Paul (WR).....	3 (1965, 1969, 1970)
Johnson, Walter (DT).....	3 (1968, 1969, 1970)	Wiggin, Paul (DE).....	2 (1966, 1968)
Jones, Dub (HB).....	2 (1952, 1953)	Willis, Bill (G).....	3 (1951, 1952, 1953)
Kellermann, Ernie (DB).....	1 (1969)	Winslow, Kellen (TE).....	1 (2008)
Kelly, Leroy (HB).....	6 (1967, 1968, 1969, 1970, 1971, 1972)	Wooten, John (G).....	2 (1966, 1967)

(Year indicates the year in which Pro Bowl game was played.)

## BROWNS PRO BOWL NOTES

The Browns have had 90 individuals selected to the Pro Bowl with 54 players earning the honor multiple times. Running back Jim Brown and offensive lineman/kicker Lou Groza share the team lead with nine Pro Bowl selections each. Cleveland has had a team-record eight players named to the Pro Bowl nine times (1952, 1953, 1954, 1966, 1967, 1969, 1970, 1988).

A Cleveland player has earned a Pro Bowl honor four times as Otto Graham was named the Player of the Game in 1951 and Jim Brown was tabbed as the Outstanding Back in 1962, 1963 and 1966.

### BROWNS MOST PRO BOWL SELECTIONS

	PLAYER	POS.	YEARS#	TOTAL
1.	Jim Brown*	RB	1958-66	9
	Lou Groza*	T	1951-56, 1958-60	9
3.	Leroy Kelly*	RB	1967-72	6
	Gene Hickerson*	G	1966-71	6
	Dick Schaftrath	T	1964-69	6
6.	Joe Thomas	T	2008-12	5
	Michael Dean Perry	NT	1990-92, 1994-95	5
	Bob Gain	DT/DE	1958-60, 1962-63	5
	Mike McCormack*	T	1957-58, 1961-63	5
	Jim Ray Smith	G	1959-63	5
	Otto Graham*	QB	1951-55	5

\*Denotes member of the Pro Football Hall of Fame

# Year indicates the year in which Pro Bowl game was played



## TEAM AWARD WINNERS

### ED BLOCK COURAGE AWARD

An annual recognition to the athlete who exemplifies the qualities of courage, compassion, commitment and community service, named after Ed Block, the former head athletic trainer of the Baltimore Colts.

1984	WR Willis Adams
1985	DE Carl Hairston
1986	TE Ozzie Newsome
1987	RB Earnest Byner
1988	LB Eddie Johnson
1989	T Cody Risien
1990	RB Kevin Mack
1991	CB Mark Harper
1992	WR Lawyer Tillman
1993	WR Patrick Rowe
1994	LB Carl Banks
1995	DB Bennie Thompson
1999	DE Derrick Alexander
2000	LB Jamir Miller
2001	OG Jeremy McKinney
2002	TE Mark Campbell
2003	DL Courtney Brown
2004	RB Lee Suggs
2005	LB Kenard Lang
2006	K Phil Dawson
2007	DB Gary Baxter
2008	WR Joe Jurevicius
2009	WR Mike Furrey
2010	LB Eric Barton
2011	LB D'Qwell Jackson

### MAURICE BASSETT AWARD

Named in 1985 in honor of RB Maurice Bassett, who played for the Browns from 1954-56, and given to the Browns' most outstanding rookie in training camp as voted by the media.

1985	DT David Morrill
1986	DE Ralph Malone
1987	FB Tim Manoa
1988	DB Brian Washington
1989	DE Andrew Stewart
1990	DE Rob Burnett
1991	WR Michael Jackson
1992	RB Tommy Vardell
1993	C Steve Everitt
1994	DB Antonio Langham
1995	QB Eric Zeier
2001	DB Anthony Henry
2002	LB Kevin Bentley
2003	WR C.J. Jones
2004	QB Luke McCown
2005	QB Charlie Frye
2006	RB Jerome Harrison
2007	DB Eric Wright
2008	LB Alex Hall
2009	RB James Davis
2010	DB T.J. Ward
2011	WR Greg Little

### WALTER PAYTON MAN OF THE YEAR AWARD

Named in 1999 after Walter Payton, this honor recognizes a player's off-the-field community service as well as his playing excellence.

1999	OG Jim Pyne
2000	LB Jamir Miller
2001	LB Wali Rainer
2002	RB Jamel White
2003	QB Kelly Holcomb
2004	DE Kenard Lang
2005	QB Trent Dilfer
2006	QB Charlie Frye
2007	WR Braylon Edwards
2008	K Phil Dawson
2009	WR Mike Furrey*
2010	OL Joe Thomas
2011	WR Joshua Cribbs

\*Denotes NFL Finalist

### PRO FOOTBALL WRITERS OF AMERICA DINO LUCARELLI "GOOD GUY AWARD"

Given annually to the player to reward him for his cooperation with the media and for the way a player carries himself in the community and with his teammates.

2001	QB Tim Couch
2002	DB Corey Fuller
2003	OL Shaun O'Hara
2004	DB Daylon McCutcheon
2005	C Jeff Faine
2006	DB Brian Russell
2007	K Phil Dawson
2008	DB Brandon McDonald
2009	LB David Bowens
2010	OL Joe Thomas
2011	DB Mike Adams

### PRO FOOTBALL WRITERS OF AMERICA PLAYER OF THE YEAR

2001	LB Jamir Miller
2002	RB William Green
2003	LB Andra Davis
2004	SS Robert Griffith
2005	RB Reuben Droughns
2006	LB Kamerion Wimbley
2007	QB Derek Anderson
2008	DL Shaun Rogers
2009	WR Joshua Cribbs
2010	RB Peyton Hillis
2011	LB D'Qwell Jackson

## METCALF MAKES HISTORY

Eric Metcalf tied an NFL record when he returned two punts for touchdowns lifting Cleveland to a 28-23 victory against the Pittsburgh Steelers at Municipal Stadium on October 24, 1993. Metcalf returned his first punt 91 yards for a second quarter score to put the Browns ahead 14-0. Pittsburgh was able to come back and held a 23-21 fourth quarter lead, until Metcalf took his second punt back 75 yards for a touchdown with 2:05 remaining. Prior to Metcalf, the feat had been achieved just four times previously. Currently, only 11 players (13 times) in NFL history have returned two punts for touchdowns in a single-game. Metcalf and Baltimore's Jermaine Lewis are the two who have accomplished the feat twice during their careers as Metcalf also returned two punts for scores as a member of the Falcons on November 2, 1997.

# ALL-TIME ROSTER

<b>A</b>	
Abdullah, Hamza (DB) Washington State	.....#2008
Abdullah, Rahim (LB) Clemson	.....1999-00
Abdul-Jabbar, Karim (RB) UCLA	.....1999
Abrams, Bobby (LB) Michigan	.....1992
Adame, Tony (LB) Ohio State	.....1947-51, 1954
Adams, Chet (T) Ohio University	.....1946-48
Adams, Keith (LB) Clemson	.....2007
Adams, Mike (DB) Delaware	.....2007-11
Adams, Pete (G) Southern California	.....1974, 1976
Adams, Stefon (DB) Auburn	.....1990
Adams, Titus (DL) Nebraska	.....#2009, 2010
Adams, Vashone (DB) Eastern Michigan	.....1995
Adams, Willis (WR) Houston	.....1979-85
Agase, Alex (G) Illinois	.....1948-51
Aiken, Sam (WR) North Carolina	.....2010
Akins, Al (RB) Washington State	.....1946
Akins, Chris (DB) Arkansas Pine-Bluff	.....2001-02
Aldridge, Allen (DE) Prairie View	.....1974
Alexander, Eric (LB) Louisiana State	.....2010
Alexander, Derrick (WR) Michigan	.....1994-95
Alexander, Derrick (DL) Florida State	.....1999
Ali, Charles (FB) Arkansas Pine-Bluff	.....2007-08
Allen, Ermat (QB) Kentucky	.....1947
Allen, Greg (RB) Florida State	.....1985
Allen, Jake (WR) Mississippi College	.....2009
Alston, Richard (WR) East Carolina	.....2004
Alzado, Lyle (DE) Yankton	.....1979-81
Ambrose, Dick (LB) Virginia	.....1975-83
Amstutz, Joe (C) Indiana	.....1957
Anderson, Derek (QB) Oregon State	.....#2005, 2006-09
Anderson, Preston (DB) Rice	.....1974
Anderson, Stuart (LB) Virginia	.....1984
Andrews, Billy (LB) Southeastern Louisiana	.....1967-74
Andruzzi, Joe (OL) South Connecticut State	.....2005-06
Armstrong, Quincy (C) North Texas	.....1954
Arvie, Herman (OL) Grambling	.....1993-95
Askin, John (G) Notre Dame	.....*1987
Athas, Pete (DB) Tennessee	.....1975
Atkins, Doug (DE) Tennessee	.....1953-54

<b>B</b>	
Baab, Mike (C) Texas	.....1982-87, 1990-91
Babich, Bob (LB) Miami (Ohio)	.....1973-78
Bahr, Matt (K) Penn State	.....1981-89
Baker, Al (DE) Colorado State	.....1987, 1989-90
Baker, Sam (P-K) Oregon State	.....1960-61
Baker, Tony (RB) East Carolina	.....1986, 1988
Baldwin, Keith (DE) Texas A&M	.....1982-85
Baldwin, Randy (RB) Mississippi	.....#1991-94
Ball, Jerry (DT) Southern Methodist	.....1993, 1999
Bandison, Romeo (DL) Oregon	.....#1994-95
Banker, Ted (G) Southeast Mississippi State	.....1989
Banks, Carl (LB) Michigan State	.....1994-95
Banks, Chip (LB) Southern California	.....1982-86
Banks, Fred (WR) Liberty	.....1985
Banks, Robert (DE) Notre Dame	.....1989-90
Barclay, Chris (RB) Wake Forest	.....#2006
Barisich, Carl (DT) Princeton	.....1973-75
Barker, Roy (DE) North Carolina	.....1999
Barnes, Erich (DB) Purdue	.....1965-71
Barnes, Rashidi (DB) Colorado	.....2000
Barnett, Harlon (S) Michigan State	.....1990-92
Barnett, Vincent (S) Arkansas State	.....*1987
Barney, Eppie (WR) Iowa State	.....1967-68
Bartel, Richard (QB) Tarleton State	.....#2008
Barton, Eric (LB) Maryland	.....2009-10

Bassett, Maurice (RB) Langston	.....1954-56
Bates, Michael (WR/KR) Arizona	.....1995
Battle, Jim (DE) Southern University	.....1966
Baugh, Tom (C) Southern Illinois	.....1989
Bavaro, Mark (TE) Notre Dame	.....1992
Baxter, Gary (DB) Baylor	.....2005-06, #2007
Beach, Walter (DB) Central Michigan	.....1963-66
Beamon, Autry (DB) East Texas State	.....1980-81
Beasley, Chad (OT) Virginia Tech	.....2002-2003
Beauford, Clayton (WR) Auburn	.....*1987
Bedell, Brad (OL) Colorado	.....2000-01
Bedosky, Mike (OL) Missouri	.....#1994
Belk, Rocky (WR) Miami	.....1983
Bell, Beau (LB) UNLV	.....2008
Bell, Mike (RB) Arizona	.....2010
Bell, Terry (WR) Indiana State	.....*1987
Benard, Marcus (LB) Jackson State	.....2009-11
Bentley, Kevin (LB) Northwestern	.....2002-2004
Bentley, LeCharles (OL) Ohio State	.....2006#, 2007#
Benz, Larry (DB) Northwestern	.....1963-65
Bernstein, Alex (OL) Amherst	.....#1999
Berry, Latin (DB) Oregon	.....1991-92
Best, Greg (S) Kansas State	.....1984
Bettridge, Ed (LB) Bowling Green	.....1964
Beutler, Tom (LB) Toledo	.....1970
Biedermann, Leo (T) California	.....1978
Bishop, Harold (TE) Louisiana State	.....1995
Black, James (RB) Akron	.....1984
Blandin, Ernie (T) Tulane	.....1946-47
Blaylock, Anthony (DB) Winston-Salem State	.....1988-91
Bloch, Ray (T) Ohio University	.....#1981
Bobo, Orlando (G) Northeast Louisiana	.....1999
Bockwoldt, Colby (LB) Brigham Young	.....2007
Bodden, Leigh (DB) Duquesne	.....2003-07
Boedeker, Bill (DB) No College	.....1947-49
Bolden, Leroy (RB) Michigan State	.....1958-59
Bolden, Rickey (T) Southern Methodist	.....1984-89
Bolton, Ron (DB) Norfolk State	.....1976-82
Bolzan, Scott (T) Northern Illinois	.....#1985
Booth, Issac (DB) California	.....1994-95
Booty, Josh (QB) Louisiana State	.....#2001-03
Borton, John (QB) Ohio State	.....1957
Bosley, Keith (OT) Eastern Kentucky	.....*1987
Bostic, Keith (DB) Michigan	.....1990
Bowens, David (LB) Western Illinois	.....2009-10
Bowers, R.J. (FB) Grove City (Pa.)	.....2002-03
Boyer, Brant (LB) Arizona	.....2001-03
Bradley, Harold (G) Iowa	.....1954-56
Bradley, Henry (DT) Alcorn State	.....1979-82
Brady, Donny (DB) Wisconsin	.....1995
Braggs, Stephen (DB) Texas	.....1987-91
Brandon, David (LB) Memphis State	.....1991-93
Brannon, Robert (DE) Arkansas	.....*1987
Brazier, Larry (CB) Southern California	.....1982-85
Brennan, Brian (WR) Boston College	.....1984-91
Brewer, Johnny (TE-LB) Mississippi	.....1961-67
Brewster, Darrel (WR) Purdue	.....1952-58
Briggs, Bob (DE) Heidelberg	.....1971-73
Brinkman, Charles (WR) Louisville	.....1972
Brohm, Jeff (QB) Louisville	.....#2000
Brooks, Clifford (DB) Tennessee State	.....1972-74
Brooks, James (RB) Auburn	.....1992
Brown, Bobby (WR) Notre Dame	.....2000
Brown, Courtney (DE) Penn State	.....2000-04
Brown, Dean (DB) Fort Valley State	.....1969
Brown, Dee (RB) Syracuse	.....2004

<b>Brown, Eddie</b> (DB) Tennessee .....	1974-75
<b>Brown, James</b> (OL) Virginia State .....	2000
<b>Brown, Jim</b> (RB) Syracuse .....	1957-65
<b>Brown, John</b> (T) Syracuse .....	1962-66
<b>Brown, Ken</b> (RB) No College .....	1970-75
<b>Brown, Lomas</b> (T) Florida .....	1999
<b>Brown, Orlando</b> (T) South Carolina State .....	1994-95, 1999
<b>Brown, Preston</b> (KR) Vanderbilt .....	1984
<b>Brown, Ralph</b> (DB) Nebraska .....	2006
<b>Brown, Richard</b> (LB) San Diego State .....	1991-92
<b>Brown, Sheldon</b> (DB) South Carolina .....	2010-11
<b>Brown, Stan</b> (WR) Purdue .....	1971
<b>Brown, Terry</b> (DB) Oklahoma State .....	1976
<b>Brown, Thomas</b> (RB) Georgia .....	#2009
<b>Brown, Thomas</b> (DE) Baylor .....	1981, 1983
<b>Brown, Titus</b> (LB) Mississippi State .....	2008-11
<b>Bryant, Antonio</b> (WR) Pittsburgh .....	2004-05
<b>Buben, Mark</b> (DT) Tufts .....	1982
<b>Buchanan, Charles</b> (DE) Tennessee State .....	1988
<b>Buczkowski, Bob</b> (DL) Pittsburgh .....	1990
<b>Buehler, George</b> (G) Stanford .....	1978-79
<b>Bumgardner, Rex</b> (RB) West Virginia .....	1950-52
<b>Bundra, Mike</b> (DT) Southern California .....	1964
<b>Bundren, Jim</b> (C) Clemson .....	1999-00
<b>Burnett, Chester</b> (LB) Arizona .....	2000
<b>Burnett, Rob</b> (DE) Syracuse .....	1990-95
<b>Burrell, Clinton</b> (DB) Louisiana State .....	1979-84
<b>Burton, Leonard</b> (OL) South Carolina .....	#1991
<b>Bush, Devin</b> (DB) Florida State .....	2001-02
<b>Butler, Dave</b> (LB) Notre Dame .....	*1987
<b>Butler, Kelly</b> (DT) Purdue .....	2006, #2007
<b>Butler, Ray</b> (WR) Southern California .....	#1989
<b>Byner, Earnest</b> (RB) East Carolina .....	1984-88, 1994-95

## C

<b>Caldwell, Mike</b> (LB) Middle Tennessee State .....	1993-95
<b>Caleb, Jamie</b> (RB) Grambling .....	1960, 1965
<b>Cameron, Jordan</b> (TE) Southern California .....	2011
<b>Camp, Reggie</b> (DE) California .....	1983-87
<b>Campbell, Lang</b> (QB) William & Mary .....	#2006
<b>Campbell, Mark</b> (TE) Michigan .....	1999-02
<b>Campbell, Milt</b> (RB) Indiana .....	1957
<b>Capers, James</b> (LB) Central Michigan .....	*1987
<b>Carollo, Joe</b> (T) Notre Dame .....	1972-73
<b>Carpenter, Ken</b> (RB) Oregon State .....	1950-53
<b>Carpenter, Lew</b> (RB) Arkansas .....	1957-58
<b>Carpenter, Preston</b> (RB) Arkansas .....	1956-59
<b>Carraway, Stanley</b> (WR) West Texas State .....	*1987
<b>Carreker, Vince</b> (DB) Cincinnati .....	*1987
<b>Carrier, Mark</b> (WR) Nicholls State .....	1993-94
<b>Carter, Alex</b> (DE) Tennessee State .....	*1987
<b>Carter, Dyshod</b> (DB) Kansas State .....	2001, 2004
<b>Carter, Tim</b> (WR) Auburn .....	2007
<b>Carver, Dale</b> (LB) Georgia .....	1983
<b>Cassady, Howard</b> (RB) Ohio State .....	1962
<b>Catlin, Tom</b> (LB) Oklahoma .....	1953-54, 1957-58
<b>Caylor, Lowell</b> (DB) Miami (Ohio) .....	1964
<b>Chambers, Kirk</b> (OL) Stanford .....	2004-05
<b>Chanoine, Roger</b> (OL) Temple .....	1999-02
<b>Chapman, Lamar</b> (DB) Kansas State .....	2000-01
<b>Charlton, Clifford</b> (LB) Florida .....	1988-89
<b>Cherokee, George</b> (G) Ohio State .....	1946
<b>Chiaverini, Darrin</b> (WR) Colorado .....	1999-00
<b>Childress, Freddie</b> (T) Arkansas .....	1992
<b>Christensen, Jeff</b> (QB) Eastern Illinois .....	*1987
<b>Cieslak, Brad</b> (TE) Northern Illinois .....	2008
<b>Clancy, Sam</b> (DE) Pittsburgh .....	1985-88
<b>Clark, Monte</b> (T) Southern California .....	1963-69
<b>Clarke, Frank</b> (WR) Colorado .....	1957-59

<b>Clarke, Leon</b> (WR) Southern California .....	1960-62
<b>Clayborn, Raymond</b> (CB) Texas .....	1990-91
<b>Claybrooks, DeVone</b> (DL) East Carolina .....	2001
<b>Claybrooks, Felipe</b> (DL) Georgia Tech .....	2001-03
<b>Clayton, Thomas</b> (RB) Kansas State .....	2010-11
<b>Cline, Ollie</b> (RB) Ohio State .....	1948
<b>Coates, Sherrod</b> (LB) Western Kentucky .....	2003-04
<b>Cockroft, Don</b> (K-P) Adams State .....	1968-80
<b>Colclough, Ricardo</b> (DB) Tusculum .....	#2007
<b>Cole, Emerson</b> (RB) Toledo .....	1950-52
<b>Colella, Tom</b> (P-DB) Canisius .....	1946-48
<b>Coleman, Cossey</b> (OL) Tennessee .....	2005-06
<b>Coleman, Greg</b> (P) Florida A&M .....	1977
<b>Coleman, Kenyon</b> (DL) UCLA .....	2009-10
<b>Colinet, Stalin</b> (DB) Boston College .....	1999-01
<b>Collins, Gary</b> (WR-P) Maryland .....	1962-71
<b>Collins, Javier</b> (OL) Northwestern .....	#2004
<b>Collins, Jed</b> (TE) Washington State .....	#2008
<b>Collins, Larry</b> (RB) Texas A&I .....	1978
<b>Collins, Ryan</b> (TE) St. Thomas .....	#1999
<b>Collins, Shawn</b> (WR) Northern Arizona .....	1992
<b>Colman, Doug</b> (LB) Nebraska .....	2000
<b>Colo, Don</b> (T) Brown .....	1953-58
<b>Conjar, Larry</b> (RB) Notre Dame .....	1967
<b>Connolly, Ted</b> (G) Tulsa .....	1963
<b>Conover, Frank</b> (DL) Syracuse .....	1991
<b>Contz, Bill</b> (T) Penn State .....	1983-86
<b>Conway, Brett</b> (K) Penn State .....	2003
<b>Cook, Damion</b> (OL) Bethune-Cookman .....	2004
<b>Cooks, Johnie</b> (LB) Mississippi State .....	1991
<b>Cooper, Scott</b> (DE) Kearney State .....	*1987
<b>Copeland, Jim</b> (G) Virginia .....	1967-74
<b>Coppage, Alton</b> (DE) Oklahoma .....	1946
<b>Cornell, Bo</b> (RB) Washington .....	1971-72
<b>Costanzo, Blake</b> (LB) Lafayette .....	2009-10
<b>Costello, Vince</b> (LB) Ohio University .....	1957-66
<b>Cotton, Fest</b> (DT) Dayton .....	1972
<b>Cotton, Marcus</b> (LB) Southern California .....	1990
<b>Couch, Tim</b> (QB) Kentucky .....	1999-03
<b>Cousin, Terry</b> (DB) South Carolina .....	2008
<b>Cousineau, Tom</b> (LB) Ohio State .....	1982-85
<b>Cousins, Oniel</b> (OL) UTEP .....	2011
<b>Cowan, Bob</b> (RB) Indiana .....	1947-48
<b>Cowher, Bill</b> (LB) North Carolina State .....	1980-82
<b>Cox, Arthur</b> (TE) Texas South .....	1991
<b>Cox, Steve</b> (P-K) Arkansas .....	1981-84
<b>Craig, Neal</b> (DB) Fisk .....	1975-76
<b>Craig, Reggie</b> (WR) Arkansas .....	1977
<b>Craven, Bill</b> (DB) Harvard .....	1976
<b>Crawford, Mike</b> (RB) Arizona State .....	*1987
<b>Crawford, Tim</b> (LB) Texas Tech .....	*1987
<b>Crespino, Bob</b> (WR) Mississippi .....	1961-63
<b>Crews, Ron</b> (DE) Nevada-Las Vegas .....	1980
<b>Cribbs, Joshua</b> (WR) Kent State .....	2005-11
<b>Crocker, Chris</b> (DB) Marshall .....	2003-05
<b>Crosby, Cleveland</b> (DE) Arizona .....	#1980
<b>Cundiff, Billy</b> (K) Drake .....	2009
<b>Cureton, Will</b> (QB) East Texas State .....	1975
<b>Cvercko, Andy</b> (G) Northwestern .....	1963

## D

<b>Dahl, Bob</b> (OL) Notre Dame .....	1992-95
<b>Daniell, Jim</b> (C) Ohio State .....	1946
<b>Daniels, Travis</b> (DB) Louisiana State .....	2008
<b>Danielson, Gary</b> (QB) Purdue .....	1985, 1987-88
<b>Darden, Thom</b> (DB) Michigan .....	1972-74, 1976-81
<b>Darrow, Barry</b> (T) Montana .....	1974-78
<b>Davis, Andra</b> (LB) Florida .....	2002-08
<b>Davis, Andre</b> (WR) Virginia Tech .....	2002-04

<b>Davis, Ben</b> (DB) Defiance.....	1967-68, 1970-73
<b>Davis, Bruce</b> (WR) Baylor.....	1984
<b>Davis, Dick</b> (RB) Nebraska.....	1969
<b>Davis, Gary</b> (RB) Cal Poly-SLO.....	*1981
<b>Davis, James</b> (RB) Clemson.....	2009-10
<b>Davis, Johnny</b> (RB) Alabama.....	1982-86, *1987
<b>Davis, Michael</b> (CB) Cincinnati.....	1995
<b>Davis, Oliver</b> (DB) Tennessee State.....	1977-80
<b>Davis, Willie</b> (DE) Grambling.....	1958-59
<b>Davis, Zola</b> (WR) South Carolina.....	1999
<b>Dawson, Doug</b> (G) Texas.....	1994
<b>Dawson, JaJuan</b> (WR) Tulane.....	2000-01
<b>Dawson, Len</b> (QB) Purdue.....	1960-61
<b>Dawson, Phil</b> (K) Texas.....	1999-2011
<b>Dearth, James</b> (TE) Tarleton State.....	1999
<b>DeLamielleure, Joe</b> (G) Michigan State.....	1980-84
<b>DeLeone, Tom</b> (C) Ohio State.....	1974-84
<b>DeLeone, Tony</b> (P) Kent State.....	*1987
<b>Delhomme, Jake</b> (QB) Louisiana-Lafayette.....	2010
<b>Dellerba, Spiro</b> (RB) Ohio State.....	1947
<b>DeMar, Enoch</b> (OL) Indiana.....	2003-04
<b>DeMarco, Bob</b> (C) Dayton.....	1972-74
<b>Demarie, John</b> (G-T) Louisiana State.....	1967-75
<b>Denman, Anthony</b> (LB) Notre Dame.....	2001
<b>Dennis, Al</b> (G) Grambling.....	1976-77
<b>Dennison, Doug</b> (RB) Kutztown State.....	1979
<b>Denton, Bob</b> (DT) College of the Pacific.....	1960
<b>Deschaine, Dick</b> (DE) No College.....	1958
<b>Detmer, Ty</b> (QB) Brigham Young.....	1999
<b>Devries, Jed</b> (OL) Utah State.....	1995
<b>Devrow, Billy</b> (DB) Southern Mississippi.....	1967
<b>Dewar, Jim</b> (RB) Indiana.....	1947
<b>Dickey, Curtis</b> (RB) Texas A&M.....	1985-86
<b>Dieken, Doug</b> (T) Illinois.....	1971-84
<b>Dilfer, Trent</b> (QB) Fresno State.....	2005
<b>Dimler, Rich</b> (DT) Southern California.....	1979
<b>Dinkins, Darnell</b> (TE) Pittsburgh.....	2006-08
<b>Dixon, Gerald</b> (LB) South Carolina.....	1993-95
<b>Dixon, Hanford</b> (CB) Southern Mississippi.....	1981-89
<b>Dockery James</b> (DB) Oregon State.....	2011
<b>Donaldson, Gene</b> (G) Kentucky.....	1953
<b>Dorsey, Ken</b> (QB) Miami (Fla.).....	2006, #2007, 2008
<b>Dorsey, Nat</b> (OL) Georgia Tech.....	2005-07
<b>Douglas, Derrick</b> (RB) Louisiana Tech.....	1991
<b>Dressel, Chris</b> (TE) Stanford.....	*1988
<b>Driver, Stacey</b> (RB) Clemson.....	*1987
<b>Droughns, Reuben</b> (RB) Oregon.....	2005-06
<b>Dudley, Brian</b> (S) Bethune Cookman.....	*1987
<b>Dudley, Rickey</b> (TE) Ohio State.....	2001
<b>Duff, Bill</b> (DL) Tennessee.....	1999
<b>Dumont, Jim</b> (LB) Rutgers.....	1984
<b>Dunbar, Jubilee</b> (WR) Southern.....	1974
<b>Duncan, Brian</b> (RB) Southern Methodist.....	1976-77
<b>Duncan, Ron</b> (TE) Wittenberg.....	1967
<b>Dunn, Damon</b> (WR) Stanford.....	1999-00
<b>Dunn, David</b> (WR) Fresno State.....	1999
<b>Dutton, Ryan</b> (P), Minnesota State-Mankato.....	#2004

## E

<b>Eason, Nick</b> (DL) Clemson.....	2004-06
<b>East, Ron</b> (DE) Montana State.....	1975
<b>Eaton, Chad</b> (DL) Washington State.....	*1995
<b>Echemandu, Adimchinobe</b> (RB) California.....	2004
<b>Echols, Donnie</b> (TE) Oklahoma State.....	*1987
<b>Edwards, Braylon</b> (WR) Michigan.....	2005-09
<b>Edwards, Earl</b> (DT) Wichita State.....	1976-78
<b>Edwards, Marc</b> (FB) Notre Dame.....	1999-00
<b>Ekuban, Ebenezer</b> (DE) North Carolina.....	2004
<b>Elam, Abram</b> (DB) Kent State.....	2009-10

<b>Elkins, Mike</b> (QB) Wake Forest.....	#1991
<b>Ellis, Ken</b> (DB) Southern.....	1977
<b>Ellis, Ray</b> (S) Ohio State.....	1986-87
<b>Ellsworth, Percy</b> (DB) Virginia.....	2000-01
<b>Emanuel, Ben</b> (S) UCLA.....	#2006
<b>Engel, Steve</b> (RB) Colorado.....	1970
<b>English, Auston</b> (LB) Oklahoma.....	2011
<b>Ernster, Paul</b> (P) Northern Arizona.....	2007
<b>Estandia, Greg</b> (TE) UNLV.....	2009-10
<b>Eslinger, Greg</b> (OL) Minnesota.....	#2007
<b>Ethridge, Ray</b> (WR) Pasadena City.....	*1995
<b>Evans, Fred</b> (RB) Notre Dame.....	1946
<b>Evans, Johnny</b> (QB-P) North Carolina State.....	1978-80
<b>Everett, Major</b> (RB) Mississippi College.....	1986, *1987
<b>Everitt, Steve</b> (C) Michigan.....	1993-95

## F

<b>Faine, Jeff</b> (C) Notre Dame.....	2003-05
<b>Fair, Carl</b> (RB) Alabama-Birmingham.....	2001
<b>Fairchild, Greg</b> (G) Tulsa.....	1978
<b>Farren, Paul</b> (T) Boston University.....	1983-91
<b>Feacher, Ricky</b> (WR) Mississippi Valley.....	1976-84
<b>Fekete, Gene</b> (RB) Ohio State.....	1946
<b>Ferguson, Charley</b> (DE) Tennessee A&I.....	1961
<b>Ferguson, Vagas</b> (RB) Notre Dame.....	1983
<b>Fichtner, Ross</b> (DB) Purdue.....	1960-67
<b>Figaro, Cedric</b> (LB) Notre Dame.....	1991-92
<b>Figurs, Yamon</b> (WR) Kansas State.....	2010
<b>Fike, Dan</b> (G) Florida.....	1985-92
<b>Fisk, Jason</b> (DL) Stanford.....	2005
<b>Fiss, Galen</b> (LB) Kansas.....	1956-66
<b>Fleming, Don</b> (DB) Florida.....	1960-62
<b>Flick, Tom</b> (QB) Washington.....	1984
<b>Flint, Judson</b> (DB) Memphis State.....	1980-82
<b>Florence, Anthony</b> (DB) Bethune Cookman.....	1991
<b>Floyd, Chris</b> (FB) Michigan.....	2000
<b>Floyd, Marquis</b> (DB) West Georgia.....	#2009
<b>Foggie, Fred</b> (DB) Minnesota.....	1992
<b>Fontenot, Herman</b> (RB) Louisiana State.....	1985-88
<b>Fontenot, Therrian</b> (DB) Fresno State.....	2006
<b>Footman, Dan</b> (DE) Florida State.....	1993-95
<b>Forbes, Marlon</b> (S) Penn State.....	1999
<b>Ford, Henry</b> (RB) Pittsburgh.....	1955
<b>Ford, Len</b> (DE) Michigan.....	1950-57
<b>Forester, Herschel</b> (G) Southern Methodist.....	1954-57
<b>Fortune, Elliott</b> (DL) Georgia Tech.....	*1995
<b>Fowler, Melvin</b> (C) Maryland.....	2002-04
<b>Fraley, Hank</b> (C) Robert Morris.....	2006-09
<b>Francies, Coye</b> (DB) San Jose State.....	2009-10
<b>Francis, Jeff</b> (QB) Tennessee.....	1990, #1992
<b>Franco, Brian</b> (K) Penn State.....	*1987
<b>Franklin, Bobby</b> (DB) Mississippi.....	1960-66
<b>Franks, Elvis</b> (DE) Morgan State.....	1980-84
<b>Franz, Todd</b> (DB) Tulsa.....	2000
<b>Fraser, Simon</b> (DL) Ohio State.....	2005-07
<b>Frederick, Andy</b> (T) New Mexico.....	1982
<b>Frederick, Mike</b> (DE) Virginia.....	1995
<b>Freeman, Bob</b> (QB) Auburn.....	1957-58
<b>Friedman, Lennie</b> (OL) Duke.....	2006-08
<b>Frost, Derrick</b> (P) Northern Iowa.....	2003-04
<b>Frost, Scott</b> (DB) Nebraska.....	2001
<b>Frye, Charlie</b> (QB) Akron.....	2005-07
<b>Fujita, Scott</b> (LB) California.....	2010-11
<b>Fuller, Corey</b> (DB) Florida State.....	1999-02
<b>Fullwood, Brent</b> (RB) Auburn.....	1990
<b>Fulton, Dan</b> (WR) Nebraska-Omaha.....	1981-82
<b>Furman, John</b> (QB) Texas-El Paso.....	1962
<b>Furrey, Mike</b> (WR) Iowa.....	2009



<b>G</b>	
<b>Gain, Bob</b> (DT) Kentucky.....	1952, 1954-64
<b>Gainer, Derrick</b> (RB) Florida A&M.....	1990
<b>Gaines, Michael</b> (TE) Central Florida.....	2009
<b>Galbraith, Scott</b> (TE) UCLA.....	1990-92
<b>Garay, Antonio</b> (DL) Boston College.....	2003
<b>Garcia, Jeff</b> (QB) San Jose State.....	2004
<b>Garcia, Jim</b> (DE) Purdue.....	1965
<b>Gardner, Barry</b> (LB) Northwestern.....	2003-04
<b>Gardocki, Chris</b> (P) Clemson.....	1999-2003
<b>Garlington, John</b> (LB) Louisiana State.....	1968-77
<b>Garmon, Kelvin</b> (OL) Baylor.....	2004
<b>Gartner, Chris</b> (K) Indiana.....	1974
<b>Gash, Thane</b> (S) East Tennessee State.....	1988-90
<b>Gatski, Frank</b> (C) Marshall.....	1946-56
<b>Gaudio, Bob</b> (G) Ohio State.....	1947-49, 1951
<b>Gault, Don</b> (QB) Hofstra.....	1970
<b>Gautt, Prentice</b> (RB) Oklahoma.....	1960
<b>Gay, Benjamin</b> (RB) Garden City C.C.....	2001
<b>George, Tim</b> (WR) Carson-Newman.....	1974
<b>German, Jammi</b> (WR) Miami (Fla.).....	2001
<b>Gibron, Abe</b> (G) Purdue.....	1950-56
<b>Gibson, Damon</b> (WR) Iowa.....	1999
<b>Gibson, Tom</b> (DE) Northern Arizona.....	1989-90
<b>Gillom, Horace</b> (P-WR) Nevada.....	1947-56
<b>Gilmore, Corey</b> (RB) San Diego State.....	*1987
<b>Glass, Bill</b> (DE) Baylor.....	1962-68
<b>Glass, Chip</b> (TE) Florida State.....	1969-73
<b>Goad, Tim</b> (DT) North Carolina.....	1995
<b>Gocong, Chris</b> (LB) Cal-Poly SLO.....	2010-11
<b>Goebel, Brad</b> (QB) Baylor.....	1992-94
<b>Goins, Robert</b> (S) Grambling.....	*1987
<b>Golic, Bob</b> (DT) Notre Dame.....	1982-88
<b>Gonzalez, Joaquin</b> (OT) Miami (Fla.).....	2002-04
<b>Goode, Don</b> (LB) Kansas.....	1980-81
<b>Goosby, Tom</b> (LB) Baldwin-Wallace.....	1963
<b>Gordon, Amon</b> (DL) Stanford.....	2004
<b>Gorgal, Ken</b> (DB) Purdue.....	1950, 1953-54
<b>Goss, Don</b> (DT) Southern Methodist.....	1956
<b>Gossett, Jeff</b> (P) Eastern Illinois.....	1983, 1985-87
<b>Gradkowski, Bruce</b> (QB) Toledo.....	2008
<b>Graf, Dave</b> (LB) Penn State.....	1975-79
<b>Graham, Otto</b> (QB) Northwestern.....	1946-55
<b>Grant, Orantes</b> (LB) Georgia.....	2003
<b>Grant, Wes</b> (DE) UCLA.....	1972
<b>Graybill, Mike</b> (OL) Boston University.....	1989
<b>Grayson, David</b> (LB) Fresno State.....	*1987-90
<b>Graziani, Tony</b> (QB) Oregon.....	#2000
<b>Greco, John</b> (OL) Toledo.....	2011
<b>Green, Boyce</b> (RB) Carson-Newman.....	1983-85
<b>Green, David</b> (RB) Edinboro State.....	1982
<b>Green, Ernie</b> (RB) Louisville.....	1962-68
<b>Green, Ron</b> (WR) North Dakota.....	1967-68
<b>Green, Van</b> (DB) Shaw.....	1973-76
<b>Green, William</b> (RB) Boston College.....	2002-05
<b>Greenwood, Don</b> (RB) Illinois.....	1946-47
<b>Greer, Terry</b> (WR) Alabama State.....	1986
<b>Gregory, Damian</b> (DT) Illinois State.....	2002
<b>Gregory, Jack</b> (DE) Delta State.....	1967-71, 1979
<b>Griffin, Don</b> (CB) Middle Tennessee State.....	1994-95
<b>Griffin, Kris</b> (LB) Indiana (Pa.).....	2007-08
<b>Griffing, Glynn</b> (QB) Mississippi.....	1964
<b>Griffith, Robert</b> (S) San Diego State.....	2002-04
<b>Grigg, Forrest</b> (DT) Tulsa.....	1948-51
<b>Griggs, Anthony</b> (LB) Ohio State.....	1986-88
<b>Gronkowski, Dan</b> (TE) Maryland.....	2011
<b>Gross, Al</b> (S) Arizona.....	1983-87
<b>Groves, George</b> (G) Marquette.....	1946
<b>Groza, Lou</b> (T-K) Ohio State.....	1946-59, 1961-67
<b>Gruber, Bob</b> (OT) Pittsburgh.....	1986
<b>Guilbeau, Rusty</b> (LB) McNeese State.....	1987
<b>H</b>	
<b>Haden, Joe</b> (DB) Florida.....	2010-11
<b>Hadnot, Rex</b> (OL) Houston.....	2008-09
<b>Hagg, Eric</b> (DB) Nebraska.....	2011
<b>Haggerty, Johnathan</b> (WR) SW Oklahoma State.....	2010
<b>Hairston, Carl</b> (DE) Maryland-Eastern Shore.....	1984-89
<b>Hairston, Stacey</b> (DB) Ohio Northern.....	1993-94
<b>Haley, Darryl</b> (OL) Utah.....	*1987-88
<b>Hall, Alex</b> (LB) St. Augustine's.....	2008-09
<b>Hall, Charlie</b> (LB) Houston.....	1971-80
<b>Hall, Dana</b> (S) Washington.....	1995
<b>Hall, Dino</b> (KR-RB) Glassboro State.....	1979-83
<b>Haller, Alan</b> (DB) Michigan State.....	1992
<b>Ham, Derrick</b> (DL) Miami (Fla.).....	2001
<b>Hambrick, Darren</b> (LB) South Carolina.....	2002
<b>Hamilton, Bobby</b> (DE) Southern Mississippi.....	2007
<b>Hamilton, Justin</b> (DB) Virginia Tech.....	2006
<b>Hamilton, Michael</b> (LB) North Carolina A&T.....	2000
<b>Hannemann, Cliff</b> (LB) Fresno State.....	*1987
<b>Hansen, Brian</b> (P) Sioux Falls.....	1991-93
<b>Hanulak, Chet</b> (RB) Maryland.....	1954, 1957
<b>Hardesty, Montario</b> (RB) Tennessee.....	2010#, 2011
<b>Harper, Mark</b> (CB) Alcorn State.....	1986-90
<b>Harraway, Charley</b> (RB) San Jose State.....	1966-68
<b>Harrington, John</b> (DE) Marquette.....	1946
<b>Harris, Duriel</b> (WR) New Mexico State.....	1984
<b>Harris, Jon</b> (DE) Virginia.....	#1999
<b>Harris, Josh</b> (QB) Bowling Green.....	#2004
<b>Harris, Marshall</b> (DE) Texas Christian.....	1980-82
<b>Harris, Odie</b> (DB) Sam Houston State.....	1991-92
<b>Harris, Orien</b> (DL) Miami (Fla.).....	2006
<b>Harrison, Arnold</b> (LB) Georgia.....	2009
<b>Harrison, Jerome</b> (RB) Washington State.....	2006-10
<b>Hartley, Frank</b> (TE) Illinois.....	1994-95
<b>Hawkins, Ben</b> (WR) Arizona State.....	1974
<b>Hawkins, Mike</b> (DB) Oklahoma.....	2006
<b>Haye, Jovan</b> (DL) Vanderbilt.....	#2006
<b>Heiden, Steve</b> (TE) South Dakota State.....	2002-09
<b>Heinrich, Keith</b> (TE) Sam Houston State.....	2003-04
<b>Helluin, Jerry</b> (DT) Tulane.....	1952-53
<b>Henry, Anthony</b> (DB) South Florida.....	2001-04
<b>Herring, Hal</b> (LB) Auburn.....	1950-52
<b>Hickerson, Gene</b> (G) Mississippi.....	1958-60, 1962-73
<b>Hicks, Artis</b> (OL) Memphis.....	2011
<b>Hilgenberg, Jay</b> (C) Iowa.....	1992
<b>Hill, Calvin</b> (RB) Yale.....	1978-81
<b>Hill, Jim</b> (DB) Texas A&I.....	1975
<b>Hill, Madre</b> (RB) Arkansas.....	1999
<b>Hill, Travis</b> (LB) Nebraska.....	1994-95
<b>Hill, Will</b> (S) Bishop College.....	1988
<b>Hilliard, Randy</b> (CB) Louisiana State.....	1990-93
<b>Hillis, Peyton</b> (RB) Arkansas.....	2010-11
<b>Hoaglin, Fred</b> (C) Pittsburgh.....	1966-72
<b>Hoard, Leroy</b> (RB) Michigan.....	1990-95
<b>Hodges, Reggie</b> (P) Ball State.....	2009-10, 2011#
<b>Hoggard, D.D.</b> (CB) North Carolina State.....	1985-87
<b>Holcomb, Kelly</b> (QB) Middle Tennessee State.....	2001-04
<b>Holden, Steve</b> (WR) Arizona State.....	1973-76
<b>Holdman, Warrick</b> (LB) Texas A&M.....	2004
<b>Holland, Darius</b> (DT) Colorado.....	1999-00
<b>Holland, Jamie</b> (WR) Ohio State.....	1992
<b>Holloway, Glen</b> (G) North Texas State.....	1974
<b>Holly, Daven</b> (DB) Cincinnati.....	2006-08

<b>Holmes, Earl</b> (LB) Florida A&M .....	2002
<b>Holohan, Pete</b> (TE) Notre Dame .....	1992
<b>Holt, Harry</b> (TE) Arizona .....	1983-86
<b>Hooker, Fair</b> (WR) Arizona State .....	1969-74
<b>Hoover, Houston</b> (G) Jackson State .....	1993
<b>Hopkins, Thomas</b> (T) Alabama A&M .....	1983
<b>Horn, Alvin</b> (DB) Nevada-Las Vegas .....	*1987
<b>Horn, Don</b> (QB) San Diego State .....	1973
<b>Horvath, Les</b> (RB) Ohio State .....	1949
<b>Houston, Jim</b> (DE-LB) Ohio State .....	1960-72
<b>Houston, Lin</b> (G) Ohio State .....	1946-53
<b>Howard, Sherman</b> (RB) Nevada .....	1952-53
<b>Howell, Mike</b> (DB) Grambling .....	1965-72
<b>Howton, Bill</b> (WR) Rice .....	1959
<b>Hubbard, Paul</b> (WR) Wisconsin .....	#2008
<b>Humble, Weldon</b> (LB) Rice .....	1947-50
<b>Hunt, Bob</b> (RB) Heidelberg .....	1974
<b>Hunter, Art</b> (C) Notre Dame .....	1956-59
<b>Hunter, Earnest</b> (RB) Southeast Oklahoma State .....	1995
<b>Hunter, Pete</b> (DB) Virginia Union .....	2005
<b>Hutchinson, Tom</b> (WR) Kentucky .....	1963-65
<b>Hutchinson, Chuck</b> (G) Ohio State .....	1973-75
<b>Huther, Bruce</b> (LB) New Hampshire .....	1981
<b>Hybl, Nate</b> (QB) Oklahoma .....	2003
<b>Hyder, Gaylon</b> (OL) Texas Christian .....	2001
<b>Hynoski, Henry</b> (RB) Temple .....	1975

## I

<b>Ilgenfritz, Mark</b> (DE) Vanderbilt .....	1974
<b>Ingram, Darryl</b> (TE) California .....	1991
<b>Irons, Gerald</b> (LB) Maryland-Eastern Shore .....	1976-79
<b>Irons, Paul</b> (TE) Florida State .....	2005
<b>Isaia, Sale</b> (OL) UCLA .....	#1995
<b>Isbell, Joe Bob</b> (G) Houston .....	1966
<b>Israel, Ron</b> (DB) Notre Dame .....	2003
<b>Ivey, Travis</b> (DL) Maryland .....	2010

## J

<b>Jackson, Alfred</b> (DB) San Diego State .....	1991-92
<b>Jackson, Bill</b> (S) North Carolina .....	1982
<b>Jackson, Brandon</b> (RB) Nebraska .....	2011#
<b>Jackson, Corey</b> (DL) Nevada .....	2003-04
<b>Jackson, D'Qwell</b> (LB) Maryland .....	2006-09, 2010#
<b>Jackson, Enis</b> (CB) Memphis State .....	*1987
<b>Jackson, Frisman</b> (WR) Western Illinois .....	2002-05
<b>Jackson, James</b> (RB) Miami (Fla.) .....	2001-04
<b>Jackson, Lenzie</b> (WR) Arizona State .....	2000
<b>Jackson, Michael</b> (WR) Southern Mississippi .....	1991-95
<b>Jackson, Raymond</b> (DB) Colorado State .....	1999-01
<b>Jackson, Rich</b> (DE) Southern .....	1972
<b>Jackson, Robert E.</b> (G) Duke .....	1975-85
<b>Jackson, Robert L.</b> (LB) Texas A&M .....	1978-81
<b>Jacobs, Benjamin</b> (LB) Fresno State .....	2011
<b>Jacobs, Dave</b> (K) Syracuse .....	1981
<b>Jacobs, Tim</b> (CB) Delaware .....	1993-95
<b>Jaeger, Jeff</b> (K) Washington .....	1987
<b>Jagade, Harry</b> (RB) Indiana .....	1951-53
<b>James, Lynn</b> (WR) Arizona State .....	1991
<b>James, Nathaniel</b> (DB) Florida A&M .....	1968
<b>James, Tommy</b> (DB) Ohio State .....	1948-55
<b>Jameson, Michael</b> (S) Texas A&M .....	2002-04
<b>Jefferson, Ben</b> (T) Maryland .....	1990
<b>Jefferson, John</b> (WR) Arizona State .....	1985
<b>Jenkins, Al</b> (G) Tulsa .....	1969-70
<b>Jennings, Chris</b> (RB) Arizona .....	2009
<b>Jennings, Brandon</b> (DB) Texas A&M .....	#2001
<b>Johnson, Bill</b> (DL) Michigan State .....	1992-94
<b>Johnson, Doug</b> (QB) Florida .....	#2005
<b>Johnson, Eddie</b> (LB) Louisville .....	1981-90

<b>Johnson, Kevin</b> (WR) Syracuse .....	1999-03
<b>Johnson, Lawrence</b> (DB) Wisconsin .....	1979-84
<b>Johnson, Lee</b> (P) Brigham Young .....	1987-88
<b>Johnson, Mark</b> (LB) Missouri .....	1977
<b>Johnson, Mike</b> (LB) Virginia Tech .....	1986-93
<b>Johnson, Mitch</b> (T) UCLA .....	1971
<b>Johnson, Pepper</b> (LB) Ohio State .....	1993-95
<b>Johnson, Ron</b> (RB) Michigan .....	1969
<b>Johnson, Tre</b> (OL) Temple .....	2001
<b>Johnson, Walter</b> (DT) California State (Los Angeles) .....	1965-76
<b>Joines, Vernon</b> (WR) Maryland .....	1989-90
<b>Jones, Bobby</b> (WR) No College .....	1983
<b>Jones, Dave</b> (WR) Kansas State .....	1969-71
<b>Jones, Dub</b> (WR) Tulane .....	1948-55
<b>Jones, Edgar</b> (RB) Pittsburgh .....	1946-49
<b>Jones, George</b> (RB) San Diego State .....	1999
<b>Jones, Homer</b> (WR) Texas Southern .....	1970
<b>Jones, James</b> (DL) Northern Iowa .....	1991-94
<b>Jones, Jock</b> (LB) Virginia Tech .....	1990-91
<b>Jones, Joe</b> (DE) Tennessee State .....	1970-71, 1973, 1975-78
<b>Jones, Keith</b> (RB) Nebraska .....	1989
<b>Jones, Kirk</b> (RB) Nevada-Las Vegas .....	*1987
<b>Jones, Lenoy</b> (LB) Texas Christian .....	1999-02
<b>Jones, Marlon</b> (DE) Central State .....	1987-89
<b>Jones, Ricky</b> (LB) Tuskegee .....	1977-79
<b>Jones, Sean</b> (DB) Georgia .....	2005-08
<b>Jones, Selwyn</b> (DB) Colorado State .....	1993, #1994
<b>Jones, Tony</b> (OT) Western Carolina .....	1988-95
<b>Jordan, Henry</b> (DT) Virginia .....	1957-58
<b>Jordan, Homer</b> (QB) Clemson .....	*1987
<b>Junkin, Mike</b> (LB) Duke .....	1987-88
<b>Jurevicius, Joe</b> (WR) Penn State .....	2006-08
<b>Jurkovic, John</b> (DT) Eastern Illinois .....	1999

## K

<b>Kafentzis, Mark</b> (S) Hawaii .....	1982
<b>Kanicki, Jim</b> (DT) Michigan State .....	1963-69
<b>Kapter, Alex</b> (G) Northwestern .....	1946-47
<b>Katolin, Mike</b> (C) San Jose State .....	*1987
<b>Kauric, Jerry</b> (K) Kennedy Collegiate .....	1990
<b>Kellermann, Ernie</b> (DB) Miami (Ohio) .....	1966-71
<b>Kelley, Chris</b> (TE) Akron .....	*1987
<b>Kelley, Ethan</b> (DL) Baylor .....	2005-07
<b>Kelly, Leroy</b> (RB) Morgan State .....	1964-73
<b>Kemp, Perry</b> (WR) California (Pa.) .....	*1987
<b>Killings, Cedric</b> (DT) Carson-Newman .....	#2001
<b>Kinard, Billy</b> (DB) Mississippi .....	1956
<b>Kinchen, Brian</b> (TE) Louisiana State .....	1991-95
<b>King, Andre</b> (WR) Miami (Fla.) .....	2001-04
<b>King, Don</b> (T) Kentucky .....	1954
<b>King, Ed</b> (OL) Auburn .....	1991-93
<b>King, Eric</b> (DB) Wake Forest .....	2010
<b>King, Joe</b> (DB) Oklahoma State .....	1991
<b>Kingrea, Rick</b> (LB) Tulane .....	1971-72
<b>Kirby, Terry</b> (RB) Virginia .....	1999
<b>Kirk, Randy</b> (LB) San Diego State .....	1991
<b>Kissell, John</b> (T) Boston College .....	1950-52, 1954-56
<b>Kolesar, Bob</b> (G) Michigan .....	1946
<b>Konz, Ken</b> (DB) Louisiana State .....	1953-59
<b>Kosar, Bernie</b> (QB) Miami (Fla.) .....	1985-93
<b>Kosikowski, Frank</b> (WR) Notre Dame .....	1948
<b>Kovaleski, Mike</b> (LB) Notre Dame .....	*1987
<b>Kramer, Kyle</b> (S) Bowling Green .....	1989
<b>Kreitling, Rich</b> (WR) Illinois .....	1959-63
<b>Krerowicz, Mark</b> (G) Ohio State .....	#1985
<b>Kuechenberg, Rudy</b> (LB) Indiana .....	1970
<b>Kuehl, Ryan</b> (LS) Virginia .....	1999-02
<b>Kyle, Jason</b> (LB) Arizona State .....	1999

<b>L</b>	
Lacy, Bo (OL) Arkansas .....	#2004
Lahr, Warren (DB) Western Reserve .....	1948-59
LaMontagne, Noel (OL) Virginia .....	2000
Landry, George (RB) Lamar .....	*1987
Lane, Gary (QB) Missouri .....	1966-67
Lang, Kenard (DE) Miami (Fla.) .....	2002-05
Langham, Antonio (CB) Alabama .....	1994-95, 1999
Langhorne, Reggie (WR) Elizabeth City State .....	1985-91
Lauter, Steve (S) San Diego State .....	*1987
Lauvao, Shawn (OL) Arizona State .....	2010-11
Lavelli, Dante (WR) Ohio State .....	1946-56
Lawson, Gerard (DB) Oregon State .....	2008-09
Ledford, Dwayne (OL) East Carolina .....	#2005
Lee, Barry (C) Grambling .....	*1987
Lee, Marcus (RB) Syracuse .....	1994
Lefear, Billy (WR) Henderson State .....	1972-75
Lehan, Michael (DB) Minnesota .....	2003-05
Leigh, Charles (RB) No College .....	1968-69
Leonard, Louis (DE) Fresno State .....	2007-08
LeVeck, Jack (LB) Ohio University .....	1975
Lewis, Cliff (QB) Duke .....	1946-51
Lewis, Darryl (TE) Texas-Arlington .....	1984
Lewis, Jamal (RB) Tennessee .....	2007-09
Lewis, Leo (PR) Missouri .....	1990
Lewis, Stan (DE) Wayne State (Neb.) .....	1975
Lewis, Thaddeus (QB) Duke .....	2011#
Lilja, George (G-T) Michigan .....	1984-86
Linden, Errol (T) Houston .....	1961
Lindsay, Everett (OL) Mississippi .....	2000
Lindsey, Dale (LB) Western Kentucky .....	1965-72
Lingenfeiter, Bob (T) Nebraska .....	1977
Lingmerth, Goran (K) Northern Arizona .....	*1987
Little, Earl (DB) Miami (Fla.) .....	1999-04
Little, Greg (WR) North Carolina .....	2011
Littleton, Jody (LS) Baylor .....	2005
Lloyd, Dave (LB) Georgia .....	1959-61
Logan, Dave (WR) Colorado .....	1976-83
Logan, Ernie (DL) East Carolina .....	1991-93
London, Tom (DB) North Carolina State .....	1978
Long, Mel (LB) Toledo .....	1972-74
Loomis, Ace (RB) LaCrosse State .....	1952
Lucci, Mike (LB) Tennessee .....	1962-64
Luck, Terry (QB) Nebraska .....	1977
Lund, Bill (RB) Case Tech .....	1946-47
Lyle, Rick (DE) Missouri .....	1994, #1995
Lyons, Robert (S) Akron .....	1989

<b>M</b>	
Maceau, Mel (C) Marquette .....	1946-48
Macerelli, John (G) St. Vincent .....	1956
Mack, Alex (C) California .....	2009-11
Mack, Kevin (RB) Clemson .....	1985-93
Maddox, Nick (RB) Florida State .....	2003
Madison, Anthony (DB) Alabama .....	2009
Madsen, John (TE) Utah .....	2008
Maiava, Kaluka (LB) Southern California .....	2009-11
Majors, Bobby (DB) Tennessee .....	1972
Malbrough, Anthony (DB) Texas Tech .....	2000
Malone, Ralph (DE) Georgia Tech .....	1986
Manoa, Tim (FB) Penn State .....	1987-89
Marangi, Gary (QB) Boston College .....	#1977
Marecic, Owen (FB) Stanford .....	2011
Marshall, Dave (LB) Eastern Michigan .....	1984
Marshall, Jim (DE) Ohio State .....	1960
Martin, Jamie (QB) Weber State .....	#1999
Martin, Jim (DT) Notre Dame .....	1950
Mason, Larry (RB) Troy State .....	*1987

Massaquoi, Mohamed (WR) Georgia .....	2009-11
Massey, Carlton (DE) Texas .....	1954-56
Matheson, Bob (LB) Duke .....	1967-70
Matthews, Clay (LB) Southern California .....	1978-93
Matua, Fred (OG) Southern California .....	#2006
Maynard, Brad (P) Ball State .....	2011
Mayne, Lewis (RB) Texas .....	1947
Mays, Dave (QB) Texas Southern .....	1976-77
McCade, Mike (WR) Nevada-Las Vegas .....	*1987
McCardell, Keenan (WR) Nevada-Las Vegas .....	1992-95
McClung, Willie (DT) Florida A&M .....	1958-59
McCormack, Hurvin (DL) Indiana .....	1996
McCormack, Mike (T) Kansas .....	1954-62
McCown, Luke (QB) Louisiana Tech .....	2004
McCoy, Colt (QB) Texas .....	2010-11
McCusker, Jim (DE) Ohio State .....	1963
McCutcheon, Daylon (CB) Southern California .....	1999-05
McDonald, Brandon (DB) Memphis .....	2007-09
McDonald, Paul (QB) Southern California .....	1980-85
McDonald, Tommy (WR) Oklahoma .....	1968
McGee, Richmond (P) Texas .....	2011
McGinest, Willie (LB) Southern California .....	2006-08
McGonnigal, Bruce (TE) Virginia .....	1991
McIntyre, Corey (FB) West Virginia .....	2005
McKay, Bob (T) Texas .....	1970-75
McKenzie, Keith (DE) Ball State .....	2000-01
McKenzie, Rich (DE) Penn State .....	1995
McKinley, Alvin (DL) Mississippi State .....	2001-06
McKinney, Jeremy (T) Iowa .....	#1999, 2001
McKinney, Seth (OL) Texas A&M .....	2007-08
McKinnis, Hugh (RB) Arizona State .....	1973-75
McLemore, Tom (TE) Southern .....	1993-94
McLeod, Kevin (FB) Auburn .....	2003
McMahon, Jim (QB) Brigham Young .....	#1995
McMillan, David (LB) Kansas .....	2005-07
McMillan, Erik (S) Missouri .....	1993
McNeil, Clifton (WR) Grambling .....	1964-67
McNeil, Gerald (WR/KR) Baylor .....	1986-89
McNeil, Ryan (CB) Miami (Fla.) .....	1999
McQuistan, Pat (OL) Weber State .....	#2010
McTyer, Tim (S) Brigham Young .....	1999
Memmelaar, Dale (G) Wyoming .....	1964-65
Mercier, Richard (OL) Miami (Fla.) .....	2001
Metcalfe, Eric (RB) Texas .....	1989-94
Meylan, Wayne (LB) Nebraska .....	1968-69
Michaels, Walt (LB) Washington & Lee .....	1952-61
Mickens, Ray (DB) Texas A&M .....	2005
Middleton, Ron (TE) Auburn .....	1989
Miller, Arnold (DL) Louisiana State .....	1999-00
Miller, Billy (TE) Southern California .....	2005
Miller, Cleo (RB) Arkansas AM&N .....	1975-82
Miller, Jamir (LB) UCLA .....	1999-01
Miller, Mark (QB) Bowling Green .....	1978-79
Miller, Matt (T) Colorado .....	1979-82
Miller, Nick (LB) Arkansas .....	1987
Miller, Willie (WR) Colorado State .....	1975-76
Milstead, Rod (G) Delaware State .....	#1993
Minnear, Randy (RB) Purdue .....	1970
Minnifield, Frank (CB) Louisville .....	1984-92
Minter, Barry (LB) Tulsa .....	2001
Mitchell, Alvin (DB) Morgan State .....	1968-69
Mitchell, Bobby (RB) Illinois .....	1958-61
Mitchell, Carlton (WR) South Florida .....	2010-11
Mitchell, Jayme (DL) Mississippi .....	#2010, 2011
Mitchell, Mack (DE) Houston .....	1975-78
Modzelewski, Dick (DT) Maryland .....	1964-66
Modzelewski, Ed (RB) Maryland .....	1955-59
Mohring, John (LB) C.W. Post .....	1980

<b>Monroe, Rod</b> (TE) Cincinnati .....	2001
<b>Montgomery, Cleotha</b> (KR) Abilene Christian .....	1981
<b>Moog, Aaron</b> (DE) Nevada-Las Vegas .....	*1987
<b>Moore, Eric</b> (OL) Indiana .....	1995
<b>Moore, Evan</b> (TE) Stanford .....	2009-11
<b>Moore, Marty</b> (LB) Kentucky .....	2000
<b>Moore, Stevon</b> (DB) Mississippi .....	1992-95
<b>Moreland, Earthwind</b> (DB) Georgia Southern .....	2001
<b>Moreland, Jake</b> (TE) Western Michigan .....	2001
<b>Morgan, Quincy</b> (WR) Kansas State .....	2001-04
<b>Moriarty, Pat</b> (RB) Georgia Tech .....	1979
<b>Morin, Milt</b> (TE) Massachusetts .....	1966-75
<b>Morris, Chris</b> (T) Indiana .....	1972-73
<b>Morris, Joe</b> (RB) Syracuse .....	1991
<b>Morris, Mike</b> (C) Northeast Mississippi State .....	1990
<b>Morrison, Fred</b> (RB) Ohio State .....	1954-56
<b>Morrison, Reece</b> (RB) Southwest Texas State .....	1968-72
<b>Morrow, Alvin</b> (TE) No College .....	#2001
<b>Morrow, John</b> (C) Michigan .....	1960-66
<b>Morze, Frank</b> (C) Boston College .....	1962-63
<b>Moseley, Mark</b> (K) Stephen F. Austin .....	1986
<b>Moselle, Dom</b> (RB) Superior (Wisconsin) State College .....	1950
<b>Mosley, C.J.</b> (DL) Missouri .....	2009
<b>Mosley, Kendrick</b> (WR) Western Michigan .....	2006
<b>Mostardi, Richard</b> (DB) Kent State .....	1960
<b>Motley, Marion</b> (RB) Nevada .....	1946-53
<b>Murphy, Fred</b> (WR) Georgia Tech .....	1960
<b>Mustafaa, Najee</b> (CB) Georgia Tech .....	1993
<b>Mustard, Chad</b> (TE) North Dakota .....	2003-04
<b>Myers, Michael</b> (DL) Alabama .....	2003-04
<b>Myles, Toby</b> (OL) Jackson State .....	2001

## N

<b>Nagler, Gern</b> (WR) Santa Clara .....	1960-61
<b>Nave, Stevan</b> (LB) Kansas .....	*1987
<b>Nelsen, Bill</b> (QB) Southern California .....	1968-72
<b>Neujahr, Quentin</b> (OL) Kansas State .....	#1995
<b>Newman, Patrick</b> (WR) San Diego State .....	1994
<b>Newsome, Ozzie</b> (TE) Alabama .....	1978-90
<b>Newsome, Vince</b> (DB) Washington .....	1991-92
<b>Nicolas, Scott</b> (LB) Miami .....	1982-86
<b>Ninowski, Jim</b> (QB) Michigan State .....	1958-59, 1962-66
<b>Nix, John</b> (DL) Southern Mississippi .....	#2003
<b>Noll, Chuck</b> (G-LB) Dayton .....	1953-59
<b>Northcutt, Dennis</b> (WR) Arizona .....	2000-06
<b>Norwood, Jordan</b> (WR) Penn State .....	#2010, 2011
<b>Nugent, Terry</b> (QB) Colorado State .....	#1984
<b>Nutting, Ed</b> (DT) Georgia Tech .....	1961

## O

<b>O'Brien, Francis</b> (T) Michigan State .....	1959
<b>O'Connell, Tom</b> (QB) Illinois .....	1956-57
<b>O'Connor, Bill</b> (DE) Notre Dame .....	1949
<b>O'Hara, Shaun</b> (OL) Rutgers .....	2000-03
<b>Oben, Roman</b> (OT) Louisville .....	2000-01
<b>Octavien, Steve</b> (LB) Nebraska .....	2010
<b>Oden, McDonald</b> (TE) Tennessee State .....	1980-82
<b>Odum, Clifton</b> (LB) Texas-Arlington .....	1980
<b>Ogbonnaya, Chris</b> (RB) Texas .....	2011
<b>Ogle, Kendall</b> (LB) Maryland .....	1999
<b>Oliphant, Mike</b> (RB) Puget Sound .....	1989-91
<b>Oliver, Bob</b> (DE) Abilene Christian .....	1969
<b>Orr, Shantee</b> (LB) Michigan .....	2008
<b>Oristaglio, Bob</b> (DE) Pennsylvania .....	1951
<b>Osborne, Scot</b> (OL) William & Mary .....	#2003
<b>Oshinowo, Babatunde</b> (DL) Stanford .....	2006
<b>Osika, Craig</b> (OL) Indiana .....	2003-04
<b>Owens, John</b> (TE) Notre Dame .....	#2005

## P

<b>Pagel, Mike</b> (QB) Arizona State .....	1986-90
<b>Palelei, Lonnie</b> (OL) Nevada-Las Vegas .....	#1995
<b>Palmer, Derrell</b> (DT) Texas Christian .....	1949-53
<b>Palmer, Randy</b> (TE) Texas A&M (Kingsville) .....	1999
<b>Palumbo, Sam</b> (LB) Notre Dame .....	1955-56
<b>Parilli, Vito</b> (QB) Kentucky .....	1956
<b>Parker, Frank</b> (DT) Oklahoma State .....	1962-64, 1966-67
<b>Parker, Jerry</b> (LB) Central State .....	*1987
<b>Parker, J'Vonne</b> (DL) Rutgers .....	2005-06
<b>Parris, Gary</b> (TE) Florida State .....	1975-78
<b>Parrish, Bernie</b> (DB) Florida .....	1959-66
<b>Parseghian, Ara</b> (RB) Miami (Ohio) .....	1948-49
<b>Pashos, Tony</b> (OL) Illinois .....	2010-11
<b>Patrick, Allen</b> (RB) Oklahoma .....	#2008
<b>Patten, David</b> (WR) Western Carolina .....	2000
<b>Patten, Joel</b> (T) Duke .....	1980
<b>Patterson, Dimitri</b> (DB) Tuskegee .....	2011
<b>Paul, Don</b> (DB) Washington State .....	1954-58
<b>Payton, Eddie</b> (KR) Jackson State .....	1977
<b>Paxson, Scott</b> (DL) Penn State .....	2011
<b>Pearson, Calvin</b> (DB) Grambling .....	2002
<b>Pederson, Doug</b> (QB) Northeast Louisiana .....	2000
<b>Peebles, Danny</b> (WR) North Carolina State .....	1991
<b>Peek, Antwan</b> (LB) Cincinnati .....	2007-08
<b>Peerman, Cedric</b> (RB) Virginia .....	#2009
<b>Pena, Bob</b> (G) Massachusetts .....	1972
<b>Perini, Pete</b> (RB) Ohio State .....	1955
<b>Perkins, Antonio</b> (DB) Oklahoma .....	2005-06
<b>Perry, Jereme</b> (DB) Eastern Michigan .....	2006
<b>Perry, Michael Dean</b> (DT) Clemson .....	1988-94
<b>Perry, Rod</b> (CB) Colorado .....	1983-84
<b>Peters, Floyd</b> (DT) San Francisco State .....	1959-62
<b>Peters, Tony</b> (DB) Oklahoma .....	1975-78
<b>Petersen, Ted</b> (T) Eastern Illinois .....	1984
<b>Petitbon, John</b> (DB) Notre Dame .....	1955-56
<b>Phelps, Don</b> (RB) Kentucky .....	1950-51
<b>Phenix, Perry</b> (DB) Southern Mississippi .....	#2001
<b>Philcox, Todd</b> (QB) Syracuse .....	1991-93
<b>Philip, Marvin</b> (OL) California .....	#2007
<b>Phipps, Mike</b> (QB) Purdue .....	1970-76
<b>Pierce, Calvin</b> (FB) Eastern Illinois .....	*1987
<b>Pierce, Stephen</b> (WR) Illinois .....	*1987
<b>Pietrosante, Nick</b> (RB) Notre Dame .....	1966-67
<b>Pike, Chris</b> (DL) Tulsa .....	1989-90
<b>Pinkston, Jason</b> (OL) Pittsburgh .....	2011
<b>Piscitelli, Sabby</b> (DB) Oregon State .....	2010
<b>Piskor, Ray</b> (T) Niagara .....	1947
<b>Pitts, Frank</b> (WR) Southern .....	1971-73
<b>Pitts, John</b> (DB) Arizona State .....	1975
<b>Pizzo, Joe</b> (QB) Mars Hill .....	*1987
<b>Player, Scott</b> (P) Florida State .....	2007
<b>Pleasant, Anthony</b> (DE) Tennessee State .....	1990-95
<b>Plum, Milt</b> (QB) Penn State .....	1957-61
<b>Polley, Tom</b> (LB) Nevada-Las Vegas .....	*1987
<b>Pontbriand, Ryan</b> (LS) Rice .....	2003-11
<b>Pool, Brodney</b> (DB) Oklahoma .....	2005-09
<b>Poole, Larry</b> (RB) Kent State .....	1975-77
<b>Pope, Marquez</b> (S) Fresno State .....	1999
<b>Poteat, Hank</b> (DB) Pittsburgh .....	2009
<b>Powell, Craig</b> (LB) Ohio State .....	1995
<b>Powell, Preston</b> (RB) Grambling .....	1961
<b>Powell, Ronnie</b> (WR) Northwestern State .....	1999
<b>Powers, Ricky</b> (RB) Michigan .....	1995
<b>Prentice, Travis</b> (RB) Miami (Ohio) .....	2000
<b>Prestel, Jim</b> (T) Idaho .....	1960
<b>Pritchett, Billy</b> (RB) West Texas State .....	1975
<b>Pruitt, Greg</b> (RB) Oklahoma .....	1973-81



<b>Pruitt, Mike</b> (RB) Purdue.....	1976-84
<b>Ptacek, Bob</b> (QB) Michigan.....	1959
<b>Pucci, Ben</b> (DT) No College.....	1948
<b>Pucillo, Mike</b> (OL) Auburn.....	2005
<b>Pupua, Tau</b> (DT) Weber State.....	#1995
<b>Putnam, Duane</b> (G) College of the Pacific.....	1961
<b>Puzzuoli, Dave</b> (NT) Pittsburgh.....	1983-87
<b>Pyne, Jim</b> (G) Virginia Tech.....	1999-00

## Q

<b>Quaye, Ko</b> (DL) South Dakota.....	#2010
<b>Quinlan, Bill</b> (DE) Michigan State.....	1957-58
<b>Quinlan, Volney</b> (RB) San Diego State.....	1956
<b>Quinn, Brady</b> (QB) Notre Dame.....	2007-09

## R

<b>Raimey, Dave</b> (DB) Michigan.....	1964
<b>Rainer, Wali</b> (LB) Virginia.....	1999-01
<b>Rakoczy, Gregg</b> (OL) Miami.....	1987-90
<b>Ratliff, Brett</b> (QB) Utah.....	#2009, #2010
<b>Ratterman, George</b> (QB) Notre Dame.....	1952-56
<b>Rechichar, Bert</b> (DB) Tennessee.....	1952
<b>Redden, Barry</b> (RB) Richmond.....	1989-90
<b>Reeves, Ken</b> (OL) Texas A&M.....	1990
<b>Reeves, Walter</b> (TE) Auburn.....	1994-95
<b>Rehberg, Scott</b> (OL) Central Michigan.....	1999
<b>Renfro, Ray</b> (WR) North Texas State.....	1952-63
<b>Reynolds, Billy</b> (RB) Pittsburgh.....	1953-54, 1957
<b>Reynolds, Chuck</b> (C) Tulsa.....	1969-70
<b>Rhett, Errict</b> (RB) Florida.....	2000
<b>Rhome, Jerry</b> (QB) Tulsa.....	1969
<b>Rich, Randy</b> (DB) New Mexico.....	1978-79
<b>Richardson, Gloster</b> (WR) Jackson State.....	1972-74
<b>Richardson, Kyle</b> (P) Arkansas State.....	2005
<b>Riddick, Louis</b> (DB) Pittsburgh.....	1993-95
<b>Rideau, Brandon</b> (WR) Kansas.....	#2005
<b>Rienstra, John</b> (OL) Temple.....	1991-92
<b>Righetti, Joe</b> (DT) Waynesburg.....	1969-70
<b>Risien, Cody</b> (T) Texas A&M.....	1979-83, 1985-89
<b>Rison, Andre</b> (WR) Michigan State.....	1995
<b>Roan, Oscar</b> (TE) Southern Methodist.....	1975-78
<b>Roberson, Derrick</b> (DB) Rutgers.....	2010
<b>Roberts, Walter</b> (WR) San Jose State.....	1964-66
<b>Robinson, Billy</b> (DB) Arizona State.....	*1987
<b>Robinson, DeJuan</b> (DB) Northern Arizona.....	*1987
<b>Robinson, Derreck</b> (DL) Iowa.....	2009-10
<b>Robinson, Fred</b> (G) Washington.....	1957
<b>Robinson, Mike</b> (DE) Arizona.....	1981-82
<b>Robinson, Ramzee</b> (DB) Arizona.....	2009
<b>Robiskie, Brian</b> (WR) Ohio State.....	2009-11
<b>Rockins, Chris</b> (S) Oklahoma State.....	1984-87
<b>Rogers, Don</b> (S) UCLA.....	1984-85
<b>Rogers, Shaun</b> (DL) Texas.....	2008-10
<b>Rogers, Tyrone</b> (DL) Alabama State.....	1999-04
<b>Rokisky, John</b> (DE) Duquesne.....	1946
<b>Roman, Nick</b> (DE) Ohio State.....	1972-74
<b>Romaniszyn, Jim</b> (LB) Edinboro State.....	1973-74
<b>Rose, Ken</b> (LB) Nevada-Las Vegas.....	1990
<b>Roth, Matt</b> (LB) Iowa.....	2009-10
<b>Rouson, Lee</b> (RB) Colorado.....	1991
<b>Rowe, Patrick</b> (WR) San Diego State.....	1993
<b>Rowell, Eugene</b> (WR) Southern Mississippi.....	1990
<b>Royal, Robert</b> (TE) Louisiana State.....	2009-10
<b>Roye, Orpheus</b> (DL) Florida State.....	2000-07
<b>Rubin, Ahtyba</b> (DL) Iowa State.....	2008-11
<b>Rucker, Martin</b> (TE) Missouri.....	2008, #2009
<b>Rucker, Reggie</b> (WR) Boston University.....	1975-81
<b>Rudd, Dwayne</b> (LB) Alabama.....	2001-02
<b>Ruff, Orlando</b> (LB) Furman.....	2005

<b>Ruhman, Chris</b> (OL) Texas A&M.....	1999
<b>Runager, Max</b> (P) South Carolina.....	1988
<b>Rusinek, Mike</b> (NT) California.....	*1987
<b>Russell, Brian</b> (DB) San Diego State.....	2005-06
<b>Ryan, Frank</b> (QB) Rice.....	1962-68
<b>Rymkus, Lou</b> (T) Notre Dame.....	1946-51
<b>Rypien, Mark</b> (QB) Washington State.....	1994

## S

<b>Saban, Lou</b> (LB) Indiana.....	1946-49
<b>Sabatino, Bill</b> (DT) Colorado.....	1968
<b>Sagapolutele, Pio</b> (DL) Hawaii.....	1991-95
<b>Salaam, Rashaan</b> (RB) Colorado.....	1999
<b>Saleh, Tarek</b> (LB/FB) Wisconsin.....	1999-01
<b>Sanders, Darnell</b> (TE) Ohio State.....	2002-03
<b>Sanders, Lewis</b> (DB) Maryland.....	2000-04
<b>Sanders, Steve</b> (WR) Bowling Green.....	2008
<b>Sandusky, John</b> (T) Villanova.....	1950-55
<b>Sanford, Brian</b> (DL) Temple.....	#2010, 2011
<b>Sanford, Lucius</b> (LB) Georgia Tech.....	1987
<b>Santiago, O.J.</b> (TE) Kent State.....	#2000, 2001
<b>Scales, Charley</b> (RB) Indiana.....	1962-65
<b>Scarry, Mike</b> (C) Waynesburg.....	1946-47
<b>Schaefering, Brian</b> (DL) Lindenwood.....	2009-11
<b>Schafraath, Dick</b> (G-T) Ohio State.....	1959-71
<b>Schoen, Tom</b> (DB) Notre Dame.....	1970
<b>Schultz, Randy</b> (RB) State College (Iowa).....	1966
<b>Schwenk, Bud</b> (QB) Washington.....	1946
<b>Scott, Bo</b> (RB) Ohio State.....	1969-74
<b>Scott, Cedric</b> (DE) Southern Mississippi.....	2002
<b>Scott, Clarence</b> (DB) Kansas State.....	1971-83
<b>Sczurek, Stan</b> (LB) Purdue.....	1963-65
<b>Seifert, Mike</b> (DE) Wisconsin.....	1974
<b>Selawski, Gene</b> (T) Purdue.....	1960
<b>Sellers, Mike</b> (HB) Walla Walla C.C.....	2001
<b>Sensanbaugher, Dean</b> (RB) Ohio State.....	1948
<b>Shaffer, Kevin</b> (OT) Tulsa.....	2006-08
<b>Sharkey, Ed</b> (G) Nevada.....	1952
<b>Shavers, Tyrone</b> (WR) Lamar.....	1991
<b>Shaw, Sedrick</b> (RB) Iowa.....	1999
<b>Shea, Aaron</b> (TE) Michigan.....	2000-05
<b>Sheard, Jabaal</b> (DL) Pittsburgh.....	2011
<b>Shelton, L.J.</b> (OL) Eastern Michigan.....	2005
<b>Shepherd, Leslie</b> (WR) Temple.....	1999
<b>Sheppard, Henry</b> (G-T) Southern Methodist.....	1976-81
<b>Sheriff, Stan</b> (G) California Poly.....	1957
<b>Sherk, Jerry</b> (DT) Oklahoma State.....	1970-81
<b>Shiner, Dick</b> (QB) Maryland.....	1967
<b>Shoals, Roger</b> (T) Maryland.....	1963-64
<b>Shofner, Jim</b> (DB) Texas Christian.....	1958-63
<b>Shorter, Jim</b> (DB) Detroit.....	1962-63
<b>Shula, Don</b> (DB) John Carroll.....	1951-52
<b>Shurnas, Marshall</b> (WR) Missouri.....	1947
<b>Sikich, Mike</b> (G) Northwestern.....	1971
<b>Sikora, Robert</b> (T) Indiana.....	#1984
<b>Simmons, Tony</b> (WR) Wisconsin.....	2001
<b>Simonetti, Len</b> (DT) Tennessee.....	1946-48
<b>Sims, Darryl</b> (DE) Wisconsin.....	*1987-88
<b>Sims, Mickey</b> (DT) South Carolina State.....	1977-79
<b>Sipe, Brian</b> (QB) San Diego State.....	1974-83
<b>Skibinski, Joe</b> (G) Purdue.....	1952
<b>Skrine, Buster</b> (DB) UT-Chattanooga.....	2011
<b>Slaughter, Webster</b> (WR) San Diego State.....	1986-91
<b>Slayden, Steve</b> (QB) Duke.....	#1988
<b>Smith, Alex</b> (TE) Stanford.....	2010-11
<b>Smith, Armond</b> (RB) Union College.....	2011
<b>Smith, Bob</b> (LB) Nebraska.....	1955-56
<b>Smith, Brian</b> (LB) Notre Dame.....	2011
<b>Smith, Clifton</b> (LB) Syracuse.....	2006

<b>Smith, Clifton</b> (RB) Fresno State .....	2010
<b>Smith, Daryle</b> (OT) Tennessee .....	1989
<b>Smith, DeAngelo</b> (DB) Cincinnati .....	#2009
<b>Smith, Gaylon</b> (RB) Southwestern .....	1946
<b>Smith, Irv</b> (TE) Notre Dame .....	1999
<b>Smith, Jim Ray</b> (G) Baylor .....	1956-62
<b>Smith, John</b> (WR) Tennessee State .....	1979
<b>Smith, Ken</b> (TE) New Mexico .....	1973
<b>Smith, Mark</b> (DL) Auburn .....	2001-02
<b>Smith, Marquis</b> (S) California .....	1999-01
<b>Smith, Ralph</b> (TE) Mississippi .....	1965-68
<b>Smith, Rico</b> (WR) Colorado .....	1992-95
<b>Smith, Rob</b> (OL) Tennessee .....	2006
<b>Smith, Robaire</b> (DE) Michigan State .....	2007-10
<b>Smith, Shaun</b> (DL) South Carolina .....	2007-08
<b>Smith, Terrelle</b> (FB) Arizona State .....	2004-06
<b>Snellings, Paul</b> (OL) Georgia .....	#2000
<b>Snidow, Ron</b> (DE) Oregon .....	1968-72
<b>Sorensen, Nick</b> (DB) Virginia Tech .....	2007-10
<b>Sowells, Isaac</b> (OL) Indiana .....	2006, #2007, 2008
<b>Sparenberg, Dave</b> (G) Western Ontario .....	*1987
<b>Spears, Quinton</b> (LB) Prairie View A&M .....	2011
<b>Speedie, Mac</b> (WR) Utah .....	1946-52
<b>Speegle, Nick</b> (LB) New Mexico State .....	2005-06
<b>Speer, Del</b> (S) Florida .....	1993-94
<b>Spencer, Joe</b> (DT) Oklahoma State .....	1949
<b>Spires, Greg</b> (DL) Florida State .....	2001
<b>Spriggs, Marcus</b> (DL) Troy State .....	1999-00, #2001
<b>St. Clair, John</b> (OL) Virginia .....	2009-10
<b>St. Clair, Mike</b> (DE) Grambling .....	1976-79
<b>Stallworth, Donte'</b> (WR) Tennessee .....	2008, #2009
<b>Stamer, Josh</b> (LB) South Dakota .....	2009
<b>Stams, Frank</b> (LB) Notre Dame .....	1992-95
<b>Stanfield, Harold</b> (TE) West Virginia Tech .....	*1987
<b>Staroba, Paul</b> (WR) Michigan .....	1972
<b>Steinbach, Eric</b> (OL) Iowa .....	2007-10, #2011
<b>Steinbrunner, Don</b> (DE) Washington State .....	1953
<b>Stephens, Emmanuel</b> (DL) Mississippi .....	2011
<b>Stephens, Larry</b> (DT) Texas .....	1960-61
<b>Steptoe, Syndric</b> (WR) Arizona .....	2008-09
<b>Steuber, Bob</b> (RB) Missouri .....	1946
<b>Stevenson, Rickey</b> (CB) Arizona .....	1970
<b>Stewart, Andrew</b> (DE) Cincinnati .....	1989
<b>Stewart, Matt</b> (LB) Vanderbilt .....	2005-06
<b>Stienke, Jim</b> (DB) Southwest Texas State .....	1973
<b>Stokes, Barry</b> (OL) Eastern Michigan .....	2002-03
<b>Stoutmire, Omar</b> (DB) Fresno State .....	#1999
<b>Stover, Matt</b> (K) Louisiana State .....	1991-95
<b>Stracka, Tim</b> (TE) Wisconsin .....	1983-84
<b>Strock, Don</b> (QB) Virginia Tech .....	1988
<b>Stuckey, Chansi</b> (WR) Clemson .....	2009-10
<b>Suggs, Lee</b> (RB) Virginia Tech .....	2003-05
<b>Sullivan, Dave</b> (WR) Virginia .....	1973-74
<b>Sullivan, Gerry</b> (T-C) Illinois .....	1974-81
<b>Sullivan, Tom</b> (RB) Miami (Fla.) .....	1978
<b>Summers, Fred</b> (DB) Wake Forest .....	1969-71
<b>Sumner, Walt</b> (DB) Florida State .....	1969-74
<b>Sustersic, Ed</b> (RB) Findlay .....	1949
<b>Sutter, Ed</b> (LB) Northwestern .....	1993-95
<b>Swarn, George</b> (RB) Miami (Ohio) .....	*1987
<b>Sykes, Terrance</b> (OL) Louisiana Tech .....	#2001
<b>T</b>	
<b>Taffoni, Joe</b> (T) Tennessee-Martin .....	1967-70
<b>Talley, John</b> (TE) West Virginia .....	1990-91
<b>Tamm, Ralph</b> (G) West Chester State .....	1990-91
<b>Taseff, Carl</b> (DB) John Carroll .....	1951
<b>Taylor, Ben</b> (LB) Virginia Tech .....	2002-05

<b>Taylor, Phil</b> (DL) Baylor .....	2011
<b>Taylor, Terry</b> (CB) Southern Illinois .....	1992-93
<b>Teets, Dick</b> (LB) Wisconsin .....	*1987
<b>Teifke, Mike</b> (C) Akron .....	*1987
<b>Tennell, Derek</b> (TE) UCLA .....	*1987-89
<b>Terlep, George</b> (QB) Notre Dame .....	1948
<b>Terrell, Ray</b> (RB) Mississippi .....	1946-47
<b>Testaverde, Vinny</b> (QB) Miami (Fla.) .....	1993-95
<b>Thaxton, Jim</b> (TE) Tennessee State .....	1974
<b>Thierry, John</b> (LB-DE) Alcorn State .....	1999
<b>Thomas, Antonio</b> (DL) Miami .....	2008
<b>Thomas, Joe</b> (OT) Wisconsin .....	2007-11
<b>Thomas, Johnny</b> (CB) Baylor .....	1995
<b>Thome, Chris</b> (OL) Minnesota .....	1991-92
<b>Thompson, Bennie</b> (DB) Grambling .....	1994-95
<b>Thompson, Chaun</b> (LB) West Texas A&M .....	2003-07
<b>Thompson, Kevin</b> (QB) Penn State .....	2000, #2002
<b>Thompson, Mike</b> (DT) Wisconsin .....	1999-00
<b>Thompson, Tommy</b> (LB) William & Mary .....	1949-53
<b>Thornton, John</b> (DL) Cincinnati .....	1991
<b>Tidmore, Sam</b> (LB) Ohio State .....	1962-63
<b>Tierney, Leo</b> (C) Georgia Tech .....	1978
<b>Tilman, Lawyer</b> (WR) Auburn .....	1989, 1992-93
<b>Tinsley, Keith</b> (WR) Pittsburgh .....	*1987
<b>Tomczak, Mike</b> (QB) Ohio State .....	1992
<b>Trautwein, Phil</b> (OL) Florida .....	#2009
<b>Tripp, Kiante</b> (OL) Georgia .....	2011
<b>Trociano, Rick</b> (DB-QB) Pittsburgh .....	1981-83
<b>Trusnik, Jason</b> (LB) Ohio Northern .....	2009-10
<b>Tucker, Ryan</b> (OT) Texas Christian .....	2002-09
<b>Tucker, Travis</b> (TE) Southern Connecticut State .....	1985-87
<b>Tupa, Tom</b> (QB-P) Ohio State .....	#1993, 1994-95
<b>Turnbow, Jesse</b> (DT) Tennessee .....	1978
<b>Turner, Eric</b> (S) UCLA .....	1991-95
<b>Turner, Kevin</b> (LB) Pacific .....	1982

## U

<b>Ulinski, Ed</b> (G) Marshall .....	1946-49
<b>Unck, Mason</b> (LB) Arizona State .....	2003-06
<b>Upshaw, Marvin</b> (DE) Trinity .....	1968-69

## V

<b>Vallos, Steve</b> (OL) Wake Forest .....	2010-11
<b>Van Dyke, Ralph</b> (T) Southern Illinois .....	*1987
<b>Van Pelt, Brad</b> (LB) Michigan State .....	1986
<b>Vardell, Tommy</b> (RB) Stanford .....	1992-95
<b>Veikune, David</b> (LB) Hawaii .....	2009
<b>Ventrone, Ray</b> (DB) Villanova .....	2009-11
<b>Verba, Ross</b> (OL) Iowa .....	2001-02, 2004
<b>Verser, David</b> (WR) Kansas .....	*1987
<b>Vickers, Lawrence</b> (FB) Colorado .....	2006-10

## W

<b>Wagner, Bryan</b> (P) Cal-State Northridge .....	1989-90
<b>Walters, Van</b> (LB) Indiana .....	1988-91
<b>Walker, Dwight</b> (RB-WR) Nicholls State .....	1982-84
<b>Wallace, Calvin</b> (DE) West Virginia Tech .....	*1987
<b>Wallace, Seneca</b> (QB) Iowa State .....	2010-11
<b>Walls, Everson</b> (DB) Grambling .....	1992-93
<b>Walls, Raymond</b> (DB) Southern Mississippi .....	2002
<b>Walters, Dale</b> (P) Rice .....	*1987
<b>Ward, Carl</b> (DB) Michigan .....	1967-68
<b>Ward, T.J.</b> (DB) Oregon State .....	2010-11
<b>Warfield, Paul</b> (WR) Ohio State .....	1964-69, 1976-77
<b>Warren, Gerard</b> (DL) Florida .....	2001-04
<b>Washington, Brian</b> (S) Nebraska .....	1988
<b>Washington, Ted</b> (NT) Louisville .....	2006-07
<b>Watkins, Tom</b> (RB) Iowa State .....	1961
<b>Watson, Benjamin</b> (TE) Georgia .....	2010-11

<b>Watson, Karlton</b> (QB) Winston-Salem.....	*1987	<b>Winslow, Kellen</b> (TE) Miami (Fla.).....	2004, #2005, 2006-08
<b>Watson, Louis</b> (WR) Mississippi Valley State.....	*1987	<b>Winters, Frank</b> (C) Western Illinois.....	1987-88
<b>Watson, Remi</b> (WR) Bethune-Cookman.....	*1987	<b>Wise, Mike</b> (DL) California-Davis.....	1991
<b>Weathers, Clarence</b> (WR) Delaware State.....	1985-88	<b>Wiska, Jeff</b> (G) Michigan State.....	1986
<b>Weathers, Curtis</b> (TE-LB) Mississippi.....	1979-85	<b>Wohlabaugh, Dave</b> (C) Syracuse.....	1999-02
<b>Webb, Ken</b> (RB) Presbyterian.....	1963	<b>Wolfley, Ron</b> (RB) West Virginia.....	1992-93
<b>Weber, Chuck</b> (DE) West Chester State.....	1955-56	<b>Womack, Floyd</b> (OL) Mississippi State.....	2009-10
<b>Webster, Larry</b> (DT) Maryland.....	1995	<b>Woods, Rob</b> (OL) Arizona.....	1991
<b>Westmoreland, Eric</b> (LB) Tennessee.....	2004	<b>Woolsey, Rolly</b> (DB) Boise State.....	1977
<b>White, Bob</b> (RB) Stanford.....	1955	<b>Wooten, John</b> (G) Colorado.....	1959-67
<b>White, Charles</b> (RB) Southern California.....	1980-82, 1984	<b>Word, Mark</b> (DE) Jacksonville State.....	2002-03
<b>White, Jamel</b> (RB) South Dakota.....	2000-03	<b>Wren, Junior</b> (DB) Missouri.....	1956-59
<b>White, James</b> (DE) Louisiana State.....	#1985	<b>Wright, Alvin</b> (NT) Jacksonville State.....	1992
<b>White, Lorenzo</b> (RB) Michigan State.....	1995	<b>Wright, Eric</b> (DB) UNLV.....	2007-10
<b>Whitlow, Bob</b> (C) Arizona.....	1968	<b>Wright, Felix</b> (S) Drake.....	1985-90
<b>Whitwell, Mike</b> (WR-S) Texas A&M.....	1982-83	<b>Wright, George</b> (DT) Sam Houston.....	1972
<b>Wiggin, Paul</b> (DE) Stanford.....	1957-67	<b>Wright, Jason</b> (RB) Northwestern.....	2005-08
<b>Wilburn, Barry</b> (CB) Mississippi.....	1992	<b>Wright, Keith</b> (WR-KR) Memphis State.....	1978-80
<b>Wilkinson, Jerry</b> (DE) Oregon State.....	1980	<b>Wright, Kenny</b> (DB) Northwestern State.....	2007
<b>Williams, A.D.</b> (WR) College of the Pacific.....	1960	<b>Wycinsky, Craig</b> (G) Michigan State.....	1972
<b>Williams, Arthur</b> (WR) Abilene Christian.....	*1987	<b>Wynn, Spergon</b> (QB) Southwest Texas State.....	2000
<b>Williams, Clarence</b> (RB) Washington State.....	1993		
<b>Williams, Corey</b> (DL) Arkansas State.....	2008-09	<b>Y</b>	
<b>Williams, Demetrius</b> (WR) Oregon.....	2010	<b>Yanchar, Bill</b> (DT) Purdue.....	1970
<b>Williams, Eddie</b> (FB) Idaho.....	2011	<b>Yates, Billy</b> (OL) Texas A&M.....	2009-10
<b>Williams, Gene</b> (T-G) Iowa State.....	1993-94	<b>Yonakor, John</b> (DE) Notre Dame.....	1946-49
<b>Williams, James</b> (LB) Mississippi State.....	1999	<b>Young, Usama</b> (DB) Kent State.....	2011
<b>Williams, Larry</b> (G) Notre Dame.....	1986-88	<b>Young, George</b> (DE) Georgia.....	1946-53
<b>Williams, Lawrence</b> (KR) Texas Tech.....	1977	<b>Young, Glen</b> (WR) Mississippi State.....	1984-85, 1987-88
<b>Williams, Leon</b> (LB) Miami (Fla.).....	2006-08, #2009	<b>Young, Scott</b> (OL) Brigham Young.....	2008
<b>Williams, Ray</b> (WR) Clemson.....	*1987	<b>Youngblood, George</b> (DB) California State (Los Angeles).....	1967
<b>Williams, Roosevelt</b> (DB) Tuskegee.....	2003	<b>Youngelman, Sid</b> (DT) Alabama.....	1959
<b>Williams, Sidney</b> (LB) Southern.....	1964-66	<b>Yount, Christian</b> (LS) UCLA.....	2011
<b>Williams, Stacy</b> (DB) East Texas State.....	*1987	<b>Yovanovits, Dave</b> (OL) Temple.....	2005
<b>Williams, Tony</b> (T) Texas State.....	1993		
<b>Williams, Wally</b> (C) Florida A&M.....	1993-95	<b>Z</b>	
<b>Willis, Bill</b> (G-LB) Ohio State.....	1946-53	<b>Zahursky, Steve</b> (OL) Kent State.....	1999-00
<b>Wilson, Tom</b> (RB) No College.....	1962	<b>Zastudil, Dave</b> (P) Ohio.....	2006-10
<b>Wilson, Travis</b> (WR) Oklahoma.....	2006, #2007	<b>Zeier, Eric</b> (QB) Georgia.....	1995
<b>Wilson, Troy</b> (CB) Notre Dame.....	*1987	<b>Zeno, Lance</b> (C) UCLA.....	1992-93
<b>Wimbley, Kameron</b> (LB) Florida State.....	2006-09	<b>Zukauskas, Paul</b> (OL) Boston College.....	2001-04
<b>Windsor, Rod</b> (WR) Western New Mexico.....	#2011		
<b>Wingle, Blake</b> (G) UCLA.....	*1987		
<b>Winslow, George</b> (P) Villanova.....	1987		

\*Denotes replacement player during 1987 players' strike.  
#On injured reserve the entire season or on active roster but did not play in a regular season game.

## ALL-TIME JERSEY NUMBERS

### 1

Dino Hall (1979)  
Homer Jordan (\*1987)  
Michael Jackson (1991-93)

### 2

Tony DeLeone (1987)  
Jerry Kauric (1990)  
Tim Couch (1999-2003)  
Reggie Hodges (2009-10, #2011)

### 3

Mark Moseley (1986)  
Brian Franco (\*1987)  
Goren Lingmerth (\*1987)  
Matt Stover (1991-95)  
Derrick Frost (2003)  
Derek Anderson (#2005, 2006-09)

### 4

Max Runager (1988)  
Rico Smith (1992)  
Phil Dawson (1999-2011)

### 5

Webster Slaughter (1986)  
George Winslow (1987)  
Dale Waters (\*1987)  
Brett Conway (2003)  
Jeff Garcia (2004)  
Scott Player (2007)  
Brett Ratliff (#2009, #2010)

### 6

Remi Watson (\*1987)  
Lang Campbell (#2006)  
Seneca Wallace (2010-11)

### 7

Terry Luck (1977)  
Terry Nugent (#1984)  
Jeff Gossett (1983, 1985-87)  
Steve Slayden (#1988)  
Tom Tupa (#1993, 1994-95)  
Josh Harris (#2004)  
Paul Ernster (2007)  
Bruce Gradkowski (2008)  
Brad Maynard (2011)

### 8

Gary Marangi (#1977)  
Johnny Evans (1978-80)  
Jeff Jaeger (1987)  
Brad Goebel (1992-94)  
Nate Hybl (2003)  
Derrick Frost (2004)  
Trent Difler (2005)

Billy Cundiff (2009)  
Richmond McGree (2011)

---

## 9

Greg Coleman (1977)  
Matt Bahr (1981-89)  
Jim McMahon (#1995)  
Charlie Frye (2005-07)  
Thaddeus Lewis (#2011)

---

## 10

John Borton (1957)  
Chris Gartner (1974)  
Dave Mays (1976-77)  
Dave Jacobs (1981)  
Tom Flick (1984)  
Mike Pagel (1986-90)  
Mike Elkins (#1991)  
Eric Zeier (1995)  
Jamie Martin (#1999)  
Kevin Thompson (2000)  
Tony Graziani (#2000)  
Kelly Holcomb (2001-04)  
Kyle Richardson (2005)  
Brady Quinn (2007-09)  
Jordan Norwood (#2010, 2011)

---

## 11

Jim Ninowski (1964-66)  
Don Gault (1970)  
Lee Johnson (1987-88)  
Jeff Christensen (\*1987)  
Brian Hansen (1991-93)  
Mark Rypien (1994)  
Ty Detmer (1999)  
Brandon Rideau (#2005)  
Ken Dorsey (2006-08)  
Mohamed Massaquoi (2009-11)

---

## 12

Don Cockroft (1968-80)  
Rick Trocano (1981-83)  
Karlton Watson (\*1987)  
Don Strock (1988)  
Jeff Graham (#1989)  
Vinny Testaverde (1993-95)  
Josh Booty (#2001-03)  
Luke McCown (2004)  
Doug Johnson (#2005)  
Syndric Steptoe (2008-09)  
Colt McCoy (2010-11)

---

## 13

Frank Ryan (1962-68)  
Don Horn (1973)  
Joe Pizzo (\*1987)  
Jeff Francis (1990, #1992)  
Spergon Wynn (2000)  
Richard Bartel (#2008)  
Yamon Figurs (2010)  
Rod Windsor (#2011)

---

## 14

### OTTO GRAHAM (1952-55)

---

## 15

Bert Rechichar (1952)  
Ken Gorgal (1953-54)  
Tommy O'Connell (1956-57)  
Jim Ninowski (1958-59, 1962-63)  
Glynn Griffing (1964)

Gary Lane (1966-67)  
Mike Phipps (1970-76)  
Mark Miller (1978-79)  
Steve Cox (1981-84)  
Bryan Wagner (1989-90)  
Donny Brady (1995)  
Jeff Brohm (#2000)  
Dave Zastudil (2006-10)  
Greg Little (2011)

---

## 16

George Ratterman (1952-56)  
Milt Plum (1957-61)  
Bill Nelsen (1968-72)  
Will Cureton (1975)  
Paul McDonald (1980-85)  
Selwyn Jones (1993-94)  
Ray Ethridge (#1995)  
Kevin Thompson (2000, #2002)  
Joshua Cribbs (2005-11)

---

## 17

Jerry Rhome (1969)  
Brian Sipe (1974-83)  
Todd Philcox (1991-93)  
Chris Gardocki (1999-2003)  
Braylon Edwards (2005-09)  
Jake Delhomme (2010)

---

## 18

Vito Parilli (1956)  
Bob Freeman (1957-58)  
Bob Ptacek (1959)  
Len Dawson (1960-61)  
John Furman (1962)  
Dick Shiner (1967)  
Ben Hawkins (1974)  
Gary Danielson (1985, 1987-88)  
Vernon Joines (1989-90)  
Mike Tomczak (1992)  
Doug Pederson (2000)  
Tony Simmons (2001)  
Kendrick Mosley (2006)  
Donte Stallworth (2008, #2009)  
Carlton Mitchell (2010-11)

---

## 19

Billy Lefear (1972)  
Bernie Kosar (1985-93)  
Frisman Jackson (2004)

---

## 20

Mike Scarry (19046-47)  
Lou Saban (1948-49)  
Hal Herring (1950-51)  
Ken Carpenter (1952-53)  
Don Paul (1954-58)  
Ross Fichtner (1960-67)  
Fred Summers (1969-71)  
Jim Stienke (1973)  
Tony Peters (1975-78)  
Doug Dennison (1979)  
Judson Flint (1980-82)  
Don Rogers (1984-85)  
Joe Morris (1991)  
Alan Haller (1992)  
Earnest Byner (1994-95)  
Johnny Thomas (1995)  
Omar Stoutmire (#1999)  
Earl Little (1999-04)

Pete Hunter (2005)  
Ralph Brown (2006)  
Mike Adams (2007-11)

---

## 21

Dean Brown (1969)  
Stan Brown (1971)  
Van Green (1973-76)  
Oliver Davis (1977-80)  
Mike Whitwell (1983)  
Corey Gilmore (\*1987)  
Eric Metcalf (1989-94)  
Earnest Byner (1995)  
Marquis Smith (1999-01)  
Lewis Sanders (2002-03, 2004)  
James Jackson (2004)  
Brodney Pool (2005-09)  
Eric Wright (2010)  
Dmitri Patterson (2011)

---

## 22

Frank Gatski (1946-51)  
Rex Bumgardner (1952)  
Ken Konz (1953-59)  
Rich Mostardi (1960)  
Tom Watkins (1961)  
Lowell Taylor (1964)  
Bobby Franklin (1966)  
Billy Devrow (1967)  
Clarence Scott (1971-83)  
Felix Wright (1985-90)  
Perry Kemp (\*1987)  
Vince Newsome (1991-92)  
Ricky Powers (1995)  
Tim McTyer (1999)  
Todd Franz (2000)  
Michael Jameson (2002-04)  
Brandon McDonald (2007-09)  
Derrick Roberson (2010)  
Mike Bell (2010)  
Buster Skrine (2011)

---

## 23

Larry Benz (1963-65)  
Clifford Brooks (1972-74)  
Bill Craven (1976)  
Larry Collins (1978)  
Mark Kafentzis (1982)  
Mark Harper (1986-90)  
DeJuan Robinson (\*1987)  
Randy Baldwin (1992-94)  
Earnest Hunter (1995)  
Marquez Pope (1999)  
Erriett Rhett (2000)  
Devin Bush (2001-02)  
C.J. Jones (#2003)  
Adimchinobe Echemandu (2004)  
Ray Mickens (2005)  
Chris Barclay (#2006)  
Gary Baxter (#2007)  
Travis Daniels (2008)  
Hank Poteat (2009)  
Joe Haden (2010-11)

---

## 24

Mel Maceau (1946-48)  
Tommy Thompson (1949-51)  
Warren Lahr (1952-59)  
Bobby Franklin (1960-65)  
Ernie Kellermann (1966-71)



Bobby Majors (1972)  
 Pete Athas (1975)  
 Terry Brown (1976)  
 Randy Rich (1978-79)  
 Autry Beamon (1980-81)  
 Cleotha Montgomery (1981)  
 Vagas Ferguson (1983)  
 Greg Best (1984)  
 Ray Ellis (1986-87)  
 Anthony Blaylock (1988-91)  
 Randy Baldwin (#1991-92)  
 Terry Taylor (1992-93)  
 Reginald Jones (#1994)  
 Corey Fuller (1999-01)  
 Robert Griffith (2002-04)  
 Gary Baxter (2005-06)  
 Eric Wright (2007-09)  
 Sheldon Brown (2010-11)

## 25

Charles Leigh (1968-69)  
 Frank Pitts (1971-73)  
 Rolly Woolsey (1977)  
 Pat Moriarty (1979)  
 Charles White (1980-82,84)  
 Vincent Barnett (\*1987)  
 Anthony Florence (1991)  
 Alfred Jackson (1991-92)  
 Dana Hall (1995)  
 Sedrick Shaw (1999)  
 Lewis Sanders (2000)  
 Corey Fuller (2002)  
 Chris Crocker (2003-05)  
 Justin Hamilton (2006)  
 Kenny Wright (2007)  
 Terry Cousin (2008)  
 Coye Francies (2009)  
 Chris Ogbonnaya (2011)

## 26

Ray Renfro (1952-63)  
 Dave Raimey (1964)  
 Reece Morrison (1968-72)  
 Billy Lefear (1972-75)  
 Tom Sullivan (1978)  
 Dino Hall (1979-83)  
 Greg Allen (1985)  
 Arthur Williams (\*1987)  
 Keith Jones (1989)  
 Raymond Clayborn (1990-91)  
 Ron Wolfley (1992-93)  
 Michael Davis (1995)  
 Anthony Malbrough (2000)  
 Dyshod Carter (2001)  
 Nick Maddox (2003)  
 Sean Jones (2005-08)  
 Abram Elam (2009-10)

## 27

Walter Roberts (1964-66)  
 Carl Ward (1967-68)  
 Randy Minniear (1970)  
 Rickey Stevenson (1970)  
 Thom Darden (1972-74, 1976-81)  
 Gary Davis (#1981)  
 Mike Whitwell (1982)  
 Al Gross (1983-87)  
 Brian Dudley (\*1987)  
 Derrick Gainer (1990)

Derrick Douglas (1991)  
 Stevon Moore (1992-95)  
 Karim Abdul-Jabbar (1999)  
 Lamar Chapman (2000-01)  
 Roosevelt Williams (2003)  
 Dee Brown (2004)  
 Brian Russell (2005-06)  
 Nick Sorensen (2007-10)  
 Eric Hagg (2011)

## 28

Dick Deschaine (1958)  
 Ben Davis (1967-68, 1970-73)  
 Eddie Brown (1974-75)  
 Ron Bolton (1976-82)  
 Herman Fontenot (1985-88)  
 Steve Pierce (\*1987)  
 Robert Goins (\*1987)  
 Tyrone Shavers (1991)  
 James Brooks (1992)  
 Erik McMillan (1993)  
 Everson Walls (1992-93)  
 Don Griffin (1994-95)  
 Rashidi Barnes (2000)  
 Leigh Bodden (2003-07)  
 Allen Patrick (2008)  
 James Davis (2009-10)  
 Clifton Smith (2010)  
 Sabby Piscitelli (2010)  
 Usama Young (2011)

## 29

Tommy McDonald (1968)  
 Walt Sumner (1969-74)  
 Hanford Dixon (1981-89)  
 Brent Fullwood (1990)  
 Eric Turner (1991-95)  
 Rashaan Salaam (1999)  
 James Jackson (2001-03)  
 Jason Wright (2005-08)  
 Maquis Floyd (#2009)  
 Thomas Brown (#2009)  
 Brandon Jackson (#2011)

## 30

Bill Willis (1946-51)  
 Emerson Cole (1952)  
 Sherman Howard (1953)  
 Maurice Bassett (1954-56)  
 Lew Carpenter (1957-58)  
 Bernie Parrish (1959-66)  
 Ron Johnson (1969)  
 Ken Brown (1970-75)  
 Cleo Miller (1976-82)  
 Boyce Green (1983-85)  
 Billy Robinson (\*1987)  
 Thane Gash (1988-90)  
 Jamel White (2000-2003)  
 Antonio Perkins (2005-06)  
 Ricardo Colclough (#2007)  
 Gerard Lawson (2008-09)  
 Eric King (2010)

## 31

Charley Harraway (1966-68)  
 Bob Hunt (1974)  
 Cleo Miller (1975)  
 James Black (1984)  
 Frank Minnifield (1984-92)  
 Stacey Hairston (1993-95)

Raymond Jackson (1999-01)  
 William Green (2002-05)  
 Jereme Perry (2006)  
 Jamal Lewis (2007-09)  
 Montario Hardesty (#2010, 2011)

## 32

Lin Houston (1946-51)  
 Harry Jagade (1952-53)  
 Fred Morrison (1954-56)

## JIM BROWN (1957-65)

## 33

Randy Schultz (1966)  
 Nathaniel James (1968)  
 Tom Schoen (1970)  
 Bo Cornell (1971-72)  
 Reggie Rucker (1975-81)  
 Curtis Dickey (1985-86)  
 Kirk Jones (\*1987)  
 Mike Oliphant (1989)  
 Leroy Hoard (1990-95)  
 Daylon McCutcheon (1999-05)  
 DeAngelo Smith (#2009)  
 Thomas Clayton (2011)

## 34

George Cheroke (1946)  
 Bob Gaudio (1947)  
 Abe Gibron (1950-51)  
 Walt Michaels (1952-61)  
 Stan Sczurek (1963)  
 Ken Webb (1963)  
 Mike Howell (1965-72)  
 Greg Pruitt (1973-81)  
 David Green (1982)  
 Kevin Mack (1985-93)  
 Marcus Lee (1994)  
 Lorenzo White (1995)  
 Madre Hill (1999)  
 Chris Floyd (2000)  
 Ben Gay (2001)  
 R.J. Bowers (2002-03)  
 Lewis Sanders (2004)  
 Reuben Droughns (2005-06)  
 Chris Jennings (2009)  
 Thomas Clayton (2010)  
 James Dockery (2011)

## 35

Alex Agase (1948-51)  
 Galen Fiss (1956-66)  
 Larry Conjar (1967)  
 Bo Scott (1969-74)  
 Brian Duncan (1976-77)  
 Calvin Hill (1978-81)  
 Enis Jackson (\*1987)  
 Stacey Driver (\*1987)  
 Will Hill (1988)  
 Barry Redden (1989-90)  
 Perry Phenix (#2001)  
 Dyshod Carter (2004)  
 Jerome Harrison (2006-10)  
 Armond Smith (2011)

## 36

Ed Ulinski (1946-49)  
 Tommy Thompson (1950)  
 Marion Motley (1952-53)  
 Ed Modzelewski (1955-59)

Billy Kinard (1956)  
 Jamie Caleb (1960)  
 Charley Scales (1962-65)  
 Nick Pietrosante (1966-67)  
 Dick Davis (1969)  
 Steve Engel (1970)  
 Henry Hynoski (1975)  
 Eddie Payton (1977)  
 Bill Jackson (1982)  
 Stephen Braggs (1987-91)  
 Vince Carreker (\*1987)  
 Fred Foggie (1992)  
 Issac Booth (1994-95)  
 Chris Akins (2001-02)  
 Ron Israel (2003)  
 Corey McIntyre (2005)  
 Ben Emanuel (#2006)  
 Coye Francies (2010)

### 37

George Groves (1946)  
 Bob Kolesar (1946)  
 Jamie Caleb (1965)  
 Hugh McKinnis (1973-75)  
 Chris Rockins (1984-87)  
 Harlon Barnett (1990-92)  
 Bennie Thompson (1994-95)  
 Anthony Henry (2001-04)  
 Mike Hawkins (2006)  
 Anthony Madison (2009)

### 38

Weldon Humble (1947-50)  
 Bob Gaudio (1951)  
 Maurice Bassett (1954)  
 Sam Baker (1960-61)  
 Stan Sczurek (1963-65)  
 Larry Poole (1975-77)  
 Johnny Davis (1982-87)  
 Larry Mason (\*1987)  
 Alvin Horn (\*1987)  
 George Swann (\*1987)  
 Odie Harris (1991-92)  
 Antonio Langham (1994-95, 1999)  
 Earthwind Moreland (2001)  
 Therrian Fontenot (2006)  
 Cedric Peerman (#2009)  
 Ramzee Robinson (2009)

### 39

Alex Kapter (1946-47)  
 Billy Pritchett (1975)  
 Major Everett (1986, \*1987)  
 Stanley Carraway (\*1987)  
 Randy Hilliard (1990-93)  
 Marlon Forbes (1999)  
 Brandon Jennings (#2001)  
 Michael Lehan (2003-05)  
 Daven Holly (2006-08)

### 40

Jim Daniell (1946)  
 Dub Jones (1952-55)  
 Preston Carpenter (1956-59)  
 Prentice Gautt (1960)  
 Preston Powell (1961)  
 Howard Cassidy (1962)  
 Jim Shorter (1962-63)  
 Erich Barnes (1965-71)

Preston Anderson (1974)  
 Tom London (1978)  
 Rod Perry (1983-84)  
 Mike McCade (\*1987)  
 Kyle Kramer (1989)  
 Lynn James (1991)  
 Tarek Saleh (1999-00)  
 Peyton Hillis (2010-11)

### 41

Ralph Smith (1965-68)  
 Dave Jones (1969-71)  
 Jerry Wilkinson (1980)  
 Troy Wilson (\*1987)  
 Anthony Florence (1991)  
 Tim Jacobs (1993-95)  
 Travis Prentice (2000)  
 Charles Ali (2007-08)  
 Ray Ventrone (2009-11)

### 42

Chet Adams (1946-48)  
 Derrell Palmer (1949-51)  
 Tommy James (1952-55)  
 Lowe Wren (1956-59)  
 Bob Crespino (1961-63)  
 Paul Warfield (1964-69, 1976-77)  
 Gloster Richardson (1972-74)  
 Dwight Walker (1982-84)  
 Tim Manoa (1987-89)  
 Calvin Pierce (\*1987)  
 Latin Berry (1991-92)  
 Louis Riddick (1993-95)  
 Terry Kirby (1999)  
 Carl Fair (2001)  
 Raymond Walls (2002)  
 Terrelle Smith (2004-06)  
 Hamza Abdullah (2008)

### 43

Bob Smith (1955-56)  
 Billy Kinard (1956)  
 Volney Quinlan (1956)  
 Ron Green (1967-68)  
 Fair Hooker (1969-74)  
 Mike Pruitt (1976-84)  
 Tony Baker (1986, 1988)  
 Stacy Williams (\*1987)  
 Joe King (1991)  
 Del Speer (1993-94)  
 Vashone Adams (1995)  
 George Jones (1999)  
 Percy Ellsworth (2000-01)  
 Kalvin Pearson (2002)  
 T.J. Ward (2010-11)

### 44

Lou Rymkus (1946-51)  
 Sherman Howard (1952)  
 Don Phelps (1952)  
 Don Shula (1952)  
 John Pettibon (1955-56)  
 Chet Hanulak (1957)  
 Jim Shofner (1958-63)  
 Leroy Kelly (1964-73)  
 Earnest Byner (1984-88)  
 Stefan Adams (1990)  
 Lee Rouson (1991)  
 Tommy Vardell (1992-95)

Marc Edwards (1999-00)  
 Mike Sellers (2001)  
 Lee Suggs (2003-05)  
 Jed Collins (#2008)  
 Eddie Williams (2011)

### 45

Ray Piskor (1947)  
 Ben Pucci (1948)  
 Bill Willis (1949)  
 John Kissell (1951)  
 Bob Smith (1955)  
 Leroy Bolden (1958-59)

### ERNIE DAVIS

### 46

Lou Groza (1946-51)  
 Ace Loomis (1952)  
 Billy Reynolds (1953-54, 1957)  
 Henry Ford (1955)  
 Bob White (1955)

### DON FLEMING (1960-62)

### 47

Jamie Caleb (1960)  
 Ricky Jones (1977-79)  
 Larry Braziel (1982-85)  
 Mike Crawford (\*1987)  
 Keith Bostic (1990)  
 Barry Wilburn (1992)  
 Tim Jacobs (1993)  
 Ryan McNeil (1999)  
 Scott Frost (2001)  
 Alvin Morrow (#2001)  
 Lawrence Vickers (2006-10)

### 48

Ernie Blandin (1946-47)  
 Forrest Grigg (1948-51)  
 Chet Hanulak (1957)  
 Preston Carpenter (1956)  
 Milt Campbell (1957)  
 Ernie Green (1962-68)  
 Dave Sullivan (1973-74)  
 John Pitts (1975)  
 Ken Ellis (1977)  
 Lawrence Johnson (1979-84)  
 D.D. Hoggard (1985-87)  
 George Landry (\*1987)  
 Brian Washington (1988)  
 Brian Kinchen (1991)  
 Mark Bavaro (1992)  
 Najee Mustafaa (1993)  
 Frank Hartley (1994-95)  
 Selwyn Jones (#1994)  
 Rod Monroe (2001)  
 Kevin McLeod (2003)  
 Sherrod Coates (2004)  
 Owen Marecic (2011)

### 49

Len Simonetti (1946-48)  
 Joe Spencer (1949)  
 John Sandusky (1950-51)  
 Bobby Mitchell (1958-61)  
 Tom Wilson (1962)  
 Walter Beach (1963-66)  
 George Youngblood (1967)  
 Alvin Mitchell (1968-69)  
 Jim Hill (1975)

Neal Craig (1975-76)  
Clinton Burrell (1979-84)  
Steve Lauter (\*1987)  
Robert Lyons (1989)  
Bruce McGonnigal (1991)  
Clarence Williams (1993)  
Keith Heinrich (2003-04)

---

## 50

John Yonakor (1946-49)  
Jim Martin (1950)  
Bob Oristaglio (1951)  
Hal Herring (1952)  
Tom Catlin (1953-54)  
Vince Costello (1957-66)  
John Garlington (1968-77)  
Don Goode (1980-81)  
Tom Cousineau (1982-85)  
Brad Van Pelt (1986)  
Lucius Sanford (1987)  
Mike Teifke (\*1987)  
Van Walters (1988-91)  
Frank Stams (1992-95)  
Michael Hamilton (2000)  
Barry Minter (2001)  
Earl Holmes (2002)  
Jeff Faine (2003-05)  
Rob Smith (2006)  
Colby Bockwoldt (2007)  
Marvin Philip (#2007)  
Eric Barton (2009-10)

---

## 51

Dale Lindsey (1965-72)  
Leo Tierney (1978)  
Eddie Johnson (1981-90)  
Gerald Dixon (1993-95)  
Lenoy Jones (1999, 2001)  
Ryan Taylor (2000)  
Lenoy Jones (2002)  
Chaun Thompson (2003-07)  
Shantee Orr (2008)  
Alex Hall (2009)  
Chris Gocong (2010-11)

---

## 52

George Young (1946-51)  
Frank Gatski (1952-56)  
Joe Amstutz (1957)  
Dave Lloyd (1959-61)  
Mike Lucci (1962-64)  
Billy Andrews (1967-74)  
Mel Long (1974)  
Dick Ambrose (1975-83)  
David Grayson (\*1987)  
Nick Miller (1987)  
Ken Rose (1990)  
Richard Brown (1991-92)  
Pepper Johnson (1994-95)  
Brant Boyer (2001-2003)  
Matt Stewart (2006)  
D'Qwell Jackson (2008-2009, #2010, 2011)

---

## 53

Alton Coppage (1946)  
Marshall Shurnas (1947)  
Frank Kosikowski (1948)  
Bill O'Connor (1949)  
Len Ford (1950-51)

Frank Morze (1963)  
Bob Whitlow (1968)  
Tom Beautler (1970)  
Mel Long (1972-73)  
Bill Cowher (1980-82)  
Jim Dumont (1984)  
Stuart Anderson (1984)  
Anthony Griggs (1986-88)  
Tom Polley (\*1987)  
Cedric Figaro (1991-92)  
Pepper Johnson (1993-94)  
John Thierry (1999)  
Rahim Abdullah (2000)  
Mason Unck (2003-06)  
Kris Griffin (2007-08)  
Josh Stamer (2009)  
Matt Roth (2009-10)  
Brian Smith (2011)

---

## 54

John Rokisky (1946)  
Tommy Thompson (1952-53)  
Tony Adamle (1954)  
Sam Palumbo (1955-56)  
Pete Perini (1955)  
Tom Catlin (1957-58)  
Bob Denton (1960)  
Sam Tidmore (1962-63)  
Fred Hoaglin (1966-72)  
Tom DeLeone (1974-84)  
Mike Junkin (1987-88)  
Jerry Parker (\*1987)  
Randy Kirk (1991)  
Ed Sutter (1993-95)  
Chester Burnett (2000)  
Tarek Saleh (2001)  
Andra Davis (2002-08)  
Blake Costanzo (2009-10)  
Benjamin Jacobs (2011)

---

## 55

John Harrington (1946)  
John Demarie (1967)  
Chuck Reynolds (1969-70)  
Dave Graf (1975-79)  
Curtis Weathers (1979, 1982-85)  
John Mohring (1980)  
Tim Crawford (\*1987)  
Jock Jones (1990-91)  
Rahim Abdullah (1999)  
Marty Moore (2000)  
Anthony Denman (2001)  
Barry Gardner (2003-04)  
Matt Stewart (2005)  
Willie McGinest (2006-08)  
Alex Mack (2009-11)

---

## 56

Dante Lavelli (1946-51)  
Don Steinbrunner (1953)  
Art Hunter (1957-59)  
John Morrow (1960-66)  
Bob Matheson (1967-70)  
Jim Romaniszyn (1973-74)  
Jack LaVeck (1975)  
Robert L. Jackson (1978-81)  
Chip Banks (1982-86)  
Dick Teets (\*1987)  
David Grayson (1987-90)

Bobby Abrams (1992)  
Mike Caldwell (1993-95)  
Lenoy Jones (2000)  
Darren Hambrick (2002)  
Sherrod Coates (2003)  
Eric Westmoreland (2004)  
Nick Speegle (2006)  
Antwan Peek (2007-08)  
Kaluka Maiava (2009-11)

---

## 57

Clay Matthews (1978-93)  
Stevan Nave (\*1987)  
Jason Kyle (1999)  
Dwayne Rudd (2001-02)  
Orantes Grant (2003)  
Warrick Holdman (2004)  
Jody Littleton (2005)  
David Veikune (2009)  
Eric Alexander (2010)  
Christian Yount (2011)

---

## 58

Mac Speedie (1946-51)  
Frank Morze (1962)  
Rick Kingrea (1971-72)  
Mark Johnson (1977)  
Clifton Odum (1980)  
Bruce Huther (1981)  
Scott Nicolas (1982-86)  
Cliff Hannemann (\*1987)  
Clifford Charlton (1988-89)  
Marcus Cotton (1990)  
David Brandon (1991-93)  
Carl Banks (1994-95)  
Wali Rainier (1999-01)  
Ben Taylor (2002-05)  
D'Qwell Jackson (2006-07)  
Beau Bell (2008)  
Marcus Benard (2009-11)

---

## 59

Alton Coppage (1946)  
Horace Gillum (1947-51)  
Wayne Meylan (1968-69)  
Rudy Kuechenberg (1970)  
Charlie Hall (1971-80)  
Kevin Turner (1982)  
Dale Carver (1983)  
David Marshall (1984)  
Mike Johnson (1986-93)  
James Capers (\*1987)  
Craig Powell (1995)  
Kendall Ogle (1999)  
Doug Colman (2000)  
Kevin Bentley (2002-04)  
Nick Speegle (2005)  
Clifton Smith (2006)  
Keith Adams (2007)  
Titus Brown (2008-11)

---

## 60

Otto Graham (1946-51)  
Bill Willis (1952-53)  
Harold Bradley (1954-56)  
John Wooten (1959-67)  
Al Jenkins (1969-70)  
Bob Babich (1973-78)  
Jeff Wiska (1986)

Al Baker (1987, 1989-90)  
 Lance Zeno (1992-93)  
 Doug Dawson (1994)  
 Jed Devries (1995)  
 Shaun O'Hara (2000-2003)  
 Cosey Coleman (2005-06)  
 Steve Vallos (2010-11)

## 61

Dale Memmelaar (1964)  
 Joe Bob Isbell (1966)  
 Bob DeMarco (1972-74)  
 Al Dennis (1976)  
 Greg Fairchild (1978)  
 Mike Baab (1982-87, 1990-91)  
 Steve Everitt (1993-95)  
 Everett Lindsay (2000)  
 John Nix (#2003)  
 Gerard Warren (2004)  
 Mike Pucillo (2005)  
 Isaac Sowell (2006, #2007, 2008)

## 62

Cliff Lewis (1946-51)  
 Lin Houston (1952-53)  
 Herschel Forester (1954-57)  
 Duane Putnam (1961)  
 Dale Memmelaar (1964-65)  
 Joe Taffoni (1967-70)  
 Chris Morris (1972-73)  
 Glen Holloway (1974)  
 Al Dennis (1977)  
 George Lijja (1984-86)  
 Mike Katolin (\*1987)  
 Ben Jefferson (1990)  
 Gene Williams (1993-94)  
 Eric Moore (1995)  
 Bill Duff (1999)  
 Paul Zukauskas (2001)  
 Craig Osika (2003, #2004)  
 Dwayne Ledford (#2005)  
 Lennie Friedman (2006-08)  
 Titus Adams (#2009, 2010)  
 Jason Pinkston (2011)

## 63

Fred Robinson (1957)  
 Andy Cvercko (1963)  
 Mike Sikich (1971)  
 Joe Carollo (1972-73)  
 Barry Darrow (1974-78)  
 Cody Risien (1979-83, 1985-89)  
 Mark Krerowicz (#1985)  
 Jay Hilgenberg (1992)  
 Wally Williams (1994-95)  
 Brad Bedell (2000-01)  
 Kelvin Garmon (2004)  
 Joe Andruzzi (2005-06)

## 64

Bud Schwenk (1946)  
 George Terlep (1948)  
 Abe Gibron (1952-56)  
 Don Goss (1956)  
 Jim Ray Smith (1957-62)  
 Ted Connolly (1963)  
 Tom Goosby (1963)  
 Jim Copeland (1967-74)  
 Joe Jones (1975-78)

George Buehler (1978-79)  
 Joe DeLamilleure (1980-84)  
 Frank Winters (1987-88)  
 Blake Wingle (\*1987)  
 Tom Baugh (1989)  
 Houston Hoover (1993)  
 Mike Bedosky (#1994)  
 Sale Isaia (#1995)  
 Dave Wohlabaugh (1999-02)  
 Ryan Pontbriand (2003-11)

## 65

Joe Skibinski (1952)  
 Chuck Noll (1953-59)  
 Stan Sheriff (1957)  
 Ed Bettridge (1964)  
 John Demarie (1967-75)  
 Henry Sheppard (1976-81)  
 Bob Gruber (1986)  
 John Askin (\*1987)  
 Ralph Tamm (1990-91)  
 Rod Millstead (#1993)  
 Elliott Fortune (#1995)  
 Jim Budson (1999-00)  
 Richard Mercier (2001)  
 Kirk Chambers (2004-05)  
 Eric Steinbach (2007-10, #2011)

## 66

Lou Saban (1946)  
 Ermal Allen (1947)  
 Warren Lahr (1948)  
 Gene Donaldson (1953)  
 Gene Hickerson (1958-60, 1962-73)  
 Mike Seifert (1974)  
 Earl Edwards (1976-78)  
 Ted Petersen (1984)  
 Dave Sparenberg (\*1987)  
 Tony Jones (1989-95)  
 Alex Bernstein (#1999)  
 Jeremy McKinney (#1999, 2001)  
 Paul Zukauskas (2002-2004)  
 Hank Fraley (2006-08)  
 Shawn Lauvao (2010-11)

## 67

Sidney Williams (1964-66)  
 Craig Wycinsky (1972)  
 Chuck Hutchison (1973-75)  
 Mike Morris (1990)  
 Chris Thome (1991-92)  
 Quentin Neujahr (#1995)  
 John Jurkovic (1999)  
 Paul Snellings (#2000)  
 Tre' Johnson (2001)  
 Melvin Fowler (2002-04)  
 Fred Matua (#2006)  
 Greg Eslinger (#2007)  
 Derreck Robinson (2009-10)  
 Kiante Tripp (2011)

## 68

Ed Sharkey (1952)  
 Larry Stephens (1960-61)  
 Bob Pena (1972)  
 Robert E. Jackson (1975-85)  
 Darryl Haley (\*1987, 1988)  
 Barry Lee (\*1987)  
 Ted Banker (1989)

Ed King (1991-93)  
 Jim Kanicki (#1995)  
 Chris Ruhman (1999)  
 Chad Beasley (2002-2003)  
 Dave Yovanovitz (2005)  
 Seth McKinney (2007-08)  
 Billy Yates (2009-10)

## 69

John Macerelli (1956)  
 Jim Kanicki (1963-69)  
 Pete Adams (1974, 1976)  
 Leo Biedermann (1978)  
 Joel Patten (1980)  
 Dan Fike (1985-92)  
 Doug Dawson (1994)  
 Roger Chanoine (1999-02)  
 J'Vonne Parker (2005-06)  
 C.J. Mosley (2009)  
 Scott Paxson (2011)

## 70

Gene Fekete (1946)  
 Spiro Dellerba (1947)  
 Ollie Cline (1948)  
 Ed Sustersic (1949)  
 Emerson Cole (1950-51)  
 John Kissell (1952)  
 Don Colo (1953-58)  
 Francis O'Brien (1959)  
 Jim Prestel (1960)  
 Errol Linden (1961)  
 John Brown (1962-66)  
 Joe Righetti (1969-70)  
 Andy Frederick (1970)  
 Mack Mitchell (1975-78)  
 Jerry Wilkinson (1980)  
 Tom Hopkins (1983)  
 Larry Williams (1986-88)  
 Daryle Smith (1989)  
 John Rienstra (1991-92)  
 Herman Arvie (1995)  
 Jon Harris (#1999)  
 Alvin McKinley (2001-02)  
 Enoch DeMar (2003-04)  
 L.J. Shelton (2005)  
 Nat Dorsey (2006-07)  
 Rex Hadnot (2008-09)  
 Brian Sanford (#2010, 2011)

## 71

Walter Johnson (1965-76)  
 Jesse Turnbow (1978)  
 Matt Miller (1980-82)  
 #Bob Sikora (#1984)  
 #Scott Bolzan (#1985)  
 Ralph Van Dyke (\*1987)  
 Tom Gibson (1989-90)  
 Leonard Burton (#1991)  
 Mike Bedosky (1994)  
 Jim Pyne (1999-2000)  
 Terrance Sykes (#2001)  
 Gaylon Hyder (2001)  
 Scot Osborne (#2003)  
 Damion Cook (2004)  
 Kelly Butler (2006, #2007)  
 Ahtyba Rubin (2008-11)



---

**72**

Lou Saban (1947)  
Harry Jagade (1951)  
Derrell Palmer (1952-53)  
John Kissell (1954-56)  
Henry Jordan (1957-58)  
Sid Youngelman (1959)  
Floyd Peters (1959-62)  
Mike Bundra (1964)  
Jerry Sherk (1970-81)  
Dave Puzzuoli (1983-87)  
Charles Buchanan (1988)  
Kevin Robbins (1990)  
Bob Dahl (1992-95)  
Steve Zahursky (1999)  
Roman Oben (2000-01)  
Ryan Tucker (2002-09)  
Paul McQuistan (#2010)  
Oniel Cousins (2011)

---

**73**

Floyd Peters (1959)  
Monte Clark (1963-69)  
Doug Dieken (1971-84)  
Keith Bosley (\*1987)  
Gregg Rakoczy (1987-90)  
Herman Arvie (1993-94)  
Tim Goad (1995)  
Darius Holland (1999-00)  
Toby Myles (2001)  
Derrick Ham (2001)  
Joaquin Gonzalez (2002-04)  
Joe Thomas (2007-11)

---

**74**

Gaylon Smith (1946)  
Tony Adamle (1947-51)  
Bob Gain (1952)  
Don Steinbrunner (1953)  
Mike McCormack (1954-62)  
Dick Modzelewski (1964-66)  
Bill Sabatino (1968)  
Mitch Johnson (1971)  
Carl Barisich (1973-75)  
Mike St. Clair (1976-79)  
Paul Farren (1983-91)  
Tony Williams (1993)  
Larry Webster (1995)  
Orlando Bobo (1999)  
James Brown (2000)  
Mark Smith (2001)  
Cedric Killings (#2001)  
Felipe Claybrooks (2001)  
Nick Eason (2004)  
Nat Dorsey (2005)  
Phil Trautwein (#2009)  
Ko Quayle (2010)

---

**75**

Jim McCusker (1963)  
Roger Shoals (1963-64)  
Bill Yanchar (1970)  
Wes Grant (1972)  
Allen Aldridge (1974)  
Stan Lewis (1975)  
Bob Lingenfelter (1977)  
Cleveland Crosby (#1980)  
Ray Bloch (#1981)  
Mark Buben (1982)

Bill Contz (1983-86)  
Alex Carter (1987)  
Chris Pike (1989-90)  
Pio Sagapolutele (1991-95)  
Lomas Brown (1999)  
Steve Zahursky (2000)  
Damian Gregory (2002)  
Javiar Collins (#2004)  
Simon Fraser (2005-07)  
Artis Hicks (2011)

---

**76**

Marion Motley (1946-51)  
**LOU GROZA (1952-59, 1961-67)**

---

**77**

Willie Davis (1958-59)  
Dick Schafraath (1960-71)  
Fest Cotton (1972)  
Mark Ilgenfritz (1974)  
Ron East (1975)  
Lyle Alzado (1979-81)  
Matt Miller (1979, 1982)  
Rickey Bolden (1984-89)  
Ken Reeves (1990)  
Fred Childress (1992)  
Orlando Brown (1994-95, 1999)  
Ross Verba (2001-02, 2004)  
Kevin Shaffer (2006-08)  
Floyd Womack (2009-10)  
John Greco (2011)

---

**78**

John Sandusky (1952-55)  
Art Hunter (1956)  
Willie McClung (1958-59)  
Gene Selawski (1960)  
Ed Nutting (1961)  
Frank Parker (1962-64, 1966-67)  
Bob McKay (1970-75)  
Mickey Sims (1977-79)  
Carl Hairston (1984-89)  
Rob Woods (1991)  
Dan Footman (1993-95)  
Tyrone Rogers (1999-04)  
Ethan Kelley (2005-07)  
John St. Clair (2009-10)

---

**79**

Jerry Helluin (1952-53)  
Don King (1954)  
Bob Gain (1954-64)  
Jim Battle (1966)  
Bob Oliver (1969)  
George Wright (1972)  
Gerry Sullivan (1974-81)  
Bob Golic (1982-88)  
Mike Rusinek (\*1987)  
Mike Graybill (1989)  
Scott Rehberg (1999)  
Noel LaMontagne (2000)  
DeVone Claybrooks (2001)  
Barry Stokes (2002-03)  
Scott Young (2008)  
Tony Pashos (2010-11)

---

**80**

Al Akins (1946)  
Bob Cowan (1947-48)  
Warren Lahr (1949-51)

Len Ford (1952-57)  
Dick Schafraath (1959)  
Jim Marshall (1960)  
Bill Glass (1962-68)  
Joe Jones (1970-71, 1973)  
Willie Miller (1975-76)  
Lawrence Williams (1977)  
Willis Adams (1979-85)  
Terry Greer (1986)  
Chris Kelley (\*1987)  
Chris Dressel (#1988)  
Vernon Joines (1990)  
Lynn James (1991)  
Danny Peebles (1991)  
Shawn Collins (1992)  
Tom McLemore (1993-94)  
Andre Rison (1995)  
Ronnie Powell (1999)  
Aaron Shea (2000-03)  
Kellen Winslow (2004, 2006-08)  
Brian Robiskie (2009-11)

---

**81**

Leon Clarke (1960-62)  
Jim Garcia (1965)  
Jack Gregory (1967-71, 1979)  
Nick Roman (1972-74)  
Oscar Roan (1975-78)  
Harry Holt (1983-86)  
Derek Tennell (\*1987, 1987-89)  
Scott Galbraith (1990-92)  
Michael Jackson (1994-95)  
Damon Gibson (1999)  
David Dunn (1999)  
Damon Dunn (1999)  
Lenzie Jackson (2000)  
Quincy Morgan (2001-04)  
Antonio Bryant (2004-05)  
Travis Wilson (2006, #2007)  
Alex Smith (2010-11)

---

**82**

Bill Lund (1946-47)  
Tommy James (1948-51)  
George Young (1952-53)  
Carlton Massey (1954-56)  
Frank Clarke (1957-59)  
Jim Houston (1960-72)  
Tim George (1974)  
Ozzie Newsome (1978-90)  
Irv Smith (1999)  
David Patten (2000)  
Rickey Dudley (2001)  
Steve Heiden (2002-09)  
Benjamin Watson (2010-11)

---

**83**

Darrel Brewster (1952)  
Doug Atkins (1953-54)  
Chuck Weber (1955-56)  
A.D. Williams (1960)  
Johnny Brewer (1961-67)  
Chip Glass (1969-73)  
Jubilee Dunbar (1974)  
Ricky Feacher (1976-84)  
Glen Young (1984)  
Fred Banks (1985)  
Glen Young (1987-88)  
Donnie Echols (\*1987)

Ray Butler (#1989)  
 Leo Lewis (1990)  
 Eugene Rowell (1990)  
 Arthur Cox (1991)  
 Darryl Ingram (1991)  
 Mark Bavaro (1992)  
 Mark Carrier (1993-94)  
 Michael Bates (1995)  
 Mark Campbell (1999-02)  
 Chad Mustard (2003)  
 Aaron Shea (2004-05)  
 Steve Sanders (2008)  
 Greg Estandia (2009)  
 Chansi Stuckey (2010)

## 84

Ray Terrell (1946-47)  
 Ken Carpenter (1950-51)  
 Horace Gillom (1952-56)  
 Jim Ray Smith (1956)  
 Bill Quinlan (1957-58)  
 Paul Wiggin (1959-67)  
 Marvin Upshaw (1968-69)  
 Bob Briggs (1971-73)  
 Jim Thaxton (1974)  
 Gary Parris (1975-78)  
 McDonald Oden (1980-82)  
 Glenn Young (1984)  
 Duriel Harris (1984)  
 Webster Slaughter (1986-91)  
 Keith Tinsley (\*1987)  
 Rico Smith (1992-95)  
 Darrin Chiverini (1999-00)  
 Andre King (2001-04)  
 Billy Miller (2005)  
 Joe Jurevicius (2006-08)  
 Robert Royal (2009-10)  
 Jordan Cameron (2011)

## 85

Don Greenwood (1946-47)  
 Ara Parseghian (1948-49)  
 Ken Gorgal (1950)  
 Charley Ferguson (1961)  
 Clifton McNeil (1964-67)  
 Homer Jones (1970)  
 Frank Pitts (1971)  
 Paul Staroba (1972)  
 Ken Smith (1973)  
 Dave Logan (1976-83)  
 Bruce Davis (1984)  
 Clarence Weathers (1985-88)  
 David Verser (\*1987)  
 Ray Williams (\*1987)  
 Lawyer Tillman (1989, 1992-93)  
 Derrick Alexander (1994-95)  
 Kevin Johnson (1999-03)  
 C.J. Jones (#2003)  
 John Madsen (#2008)  
 Jake Allen (2009)  
 Sam Aiken (2010)

## 86

Lewis Mayne (1947)  
 Dub Jones (1948-51)  
 Dante Lavelli (1952-56)  
 Paul Wiggin (1957-58)  
 Bill Howton (1959)  
 Gern Nagler (1960-61)

Gary Collins (1962-71)  
 Gerald Irons (1976-79)  
 Dan Fulton (1981-82)  
 Brian Brennan (1984-91)  
 Terry Bell (\*1987)  
 Patrick Rowe (1992-93)  
 Patrick Newman (1994)  
 Walter Reeves (1995)  
 Leslie Shepherd (1999)  
 Dennis Northcutt (2000-06)  
 Tim Carter (2007)  
 Martin Rucker (2008, #2009)  
 Michael Gaines (2009)  
 Johnathan Haggerty (2010)

## 87

Fred Murphy (1960)  
 Tom Hutchinson (1963-65)  
 Eppie Barney (1967-68)  
 Rich Jackson (1972)  
 Curtis Weathers (1979-81)  
 Tim Stracka (1983-84)  
 Travis Tucker (1985-87)  
 Clayton Buford (\*1987)  
 Ron Middleton (1989)  
 John Talley (1990-91)  
 Jamie Holland (1992)  
 Keenan McCardell (1992-95)  
 Zola Davis (1999)  
 Damon Dunn (2000)  
 O.J. Santiago (#2000, 2001)  
 Andre' Davis (2002-04)  
 John Owens (#2005)  
 Darnell Dinkins (2006-08)  
 Mike Furrey (2009)  
 Dan Gronkowski (2011)

## 88

Bob Steuber (1946)  
 Mac Speedie (1952)  
 Darrel Brewster (1952-58)  
 Rich Kreitling (1959-63)  
 Ron Duncan (1967)  
 Ron Snidow (1968-72)  
 Steve Holden (1973-76)  
 John Smith (1979)  
 Rocky Belk (1983)  
 Darryl Lewis (1984)  
 Reggie Langhorne (1985-91)  
 Harold Stanfield (\*1987)  
 Stephen Pierce (\*1987)  
 Brian Kinchen (1991-95)  
 Ryan Collins (1999)  
 JaJuan Dawson (2000-01)  
 Frisman Jackson (2002-2003, 2005)  
 Chad Mustard (2004)  
 Brad Cieslak (2008)  
 Chansi Stuckey (2009)  
 Greg Estandia (2010)  
 Demetrius Williams (2010)

## 89

Milt Morin (1966-75)  
 Keith Wright (1978-80)  
 Bobby Jones (1983)  
 Preston Brown (1984)  
 John Jefferson (1985)  
 Gerald McNeil (1986-89)  
 Louis Watson (\*1987)

Mike Oliphant (1990-91)  
 Pete Holohan (1992)  
 Walter Reeves (1994-95)  
 Harold Bishop (1995)  
 Randy Palmer (1999)  
 Bobby Brown (2000)  
 Jammi German (2001)  
 Jake Moreland (2001)  
 Darnell Sanders (2002-2003)  
 Richard Alston (2004)  
 Paul Irons (2005)  
 Paul Hubbard (2008)  
 Evan Moore (2009-11)

## 90

Edgar Jones (1946-49)  
 Rex Bumgardner (1950-51)  
 Reggie Craig (1977)  
 Marshall Harris (1980-82)  
 Ralph Malone (1986)  
 Rob Burnett (1990-95)  
 James Williams (1999)  
 Keith McKenzie (2000-01)  
 Mark Word (2002-2003)  
 Corey Jackson (2004)  
 David McMillan (2006-07)  
 Kenyon Coleman (2009-10)  
 Quinton Spears (2011)

## 91

Henry Bradley (1979-82)  
 Sam Clancy (1985-88)  
 Darryl Sims (\*1987)  
 John Thornton (1991)  
 Marcus Spriggs (1999-2000, #2001)  
 Felipe Claybrooks (2003)  
 Jovan Haye (#2006)  
 Shaun Smith (2007-08)  
 Brian Schaefering (2009-11)

## 92

Tom Colella (1946-48)  
 Les Horvath (1949)  
 Dom Mosselle (1950)  
 Rich Dimler (1979)  
 Mike Robinson (1981-82)  
 Dave Butler (\*1987)  
 Michael Dean Perry (1988-94)  
 Tau Papua (#1995)  
 Roy Barker (1999)  
 Courtney Brown (2000-04)  
 David McMillan (2005)  
 Ted Washington (2006-07)  
 Shaun Rogers (2008-10)  
 Jayme Mitchell (2011)

## 93

Ron Crews (1980)  
 Scott Cooper (\*1987)  
 Mike Wise (1991)  
 Jerry Ball (1993, 1999)  
 Travis Hill (1994-95)  
 Stalin Colinet (1999-01)  
 Mark Smith (2001-02)  
 Cedric Scott (2002)  
 Michael Myers (2003-04)  
 Orien Harris (2006)  
 Louis Leonard (2007-08)  
 Jason Trusnik (2009-10)

## 94

Jim Dewar (1947)  
Dean Sensenbaurer (1948)  
Don Phelps (1950-51)  
Elvis Franks (1980-84)  
Robert Brannon (\*1987)  
Rusty Guilbeau (1987)  
Bob Buczkowski (1990)  
Frank Conover (1991)  
Bill Johnson (1992-94)  
Mike Frederick (1995)  
Derrick Alexander (1999)  
Gerard Warren (2001-2003)  
Amon Gordon (2004)  
Orlando Ruff (2005)  
Leon Williams (2006-08, #2009)  
Arnold Harrison (2009)  
Travis Ivey (2010)  
Auston English (2011)

## 95

James White (#1985)  
Marlon Jones (1987-89)  
Calvin Wallace (\*1987)  
Rick Lyle (1994, #1995)  
Jamir Miller (1999-02)  
Antonio Garay (2003)  
Jason Fisk (2005)  
Kameron Wimbley (2006-09)  
Steve Octavien (2010)

## 96

Don Shula (1951)  
Reggie Camp (1983-87)  
Andrew Stewart (1989)  
James Jones (1991-94)  
Mike Thompson (1999-00)  
Greg Spires (2001)  
Kenard Lang (2002-05)  
Babatunde Oshinowo (2006)  
Bobby Hamilton (2007)  
Alex Hall (2008)  
David Bowens (2009-10)  
Emmanuel Stephens (2011)

## 97

Tom Brown (1981-83)  
Mike Kovaleski (\*1987)  
Robert Banks (1989-90)  
Ernie Logan (1991-93)  
Romeo Bandison (#1994-95)  
Chad Eaton (#1995)  
Ryan Kuehl (1999-02)  
Alvin McKinley (2003-06)  
Santonio Thomas (2008)  
Jayme Mitchell (#2010)  
Jabbaal Sheard (2011)

## 98

Carl Taseff (1951)  
Aaron Moog (\*1987)  
Anthony Pleasant (1990-95)  
Arnold Miller (1999-00)  
Ebenezer Ekuban (2004)  
Nick Eason (2005-06)  
Robaire Smith (2007-10)  
Phil Taylor (2011)

## 99

Fred Evans (1946)  
Bill Boedeker (1947-49)  
Keith Baldwin (1982-85)  
Darryl Sims (\*1987, 1987-88)  
Johnie Cooks (1991)  
Alvin Wright (1992)  
Rich McKenzie (1995)  
Hurvin McCormack (1999)  
Orpheus Roye (2000-07)  
Corey Williams (2008-09)  
Scott Fujita (2010-11)

## BOLD CAPS DENOTES RETIRED NUMBERS

\* Denotes replacement player  
during 1987 players' strike.

# On injured reserve the entire season or  
on active roster but did not play in a regular  
season game.

## HEAD COACHES' RECORDS

YEARS	COACH	LEAGUE	REGULAR SEASON				PLAYOFFS				COMBINED RECORD			
			W	L	T	%	W	L	T	%	W	L	T	%
1946-49	Paul Brown	AAFC	47	4	3	.898	5	0	0	1.000	52	4	3	.907
1950-62	Paul Brown	NFL	111	44	5	.709	4	5	0	.444	115	49	5	.695
1946-62	Paul Brown	NFL/AAFC	158	48	8	.757	9	5	0	.643	167	53	8	.750
1963-70	Blanton Collier	NFL	76	34	2	.688	3	4	0	.429	79	38	2	.672
1971-74	Nick Skorich	NFL	30	24	2	.556	0	2	0	.000	30	26	2	.534
1975-77	Forrest Gregg	NFL	18	23	0	.439	0	0	0	.000	18	23	0	.439
1977	Dick Modzelewski*	NFL	0	1	0	.000	0	0	0	.000	0	1	0	.000
1978-84	Sam Rutigliano	NFL	47	50	0	.485	0	2	0	.000	47	52	0	.475
1984-88	Marty Schottenheimer	NFL	44	27	0	.620	2	4	0	.333	46	31	0	.597
1989-90	Bud Carson	NFL	11	13	1	.460	1	1	0	.500	12	14	1	.463
1990	Jim Shofner*	NFL	1	6	0	.143	0	0	0	.000	1	6	0	.143
1991-95	Bill Belichick	NFL	36	44	0	.450	1	1	0	.500	37	45	0	.451
1999-00	Chris Palmer	NFL	5	27	0	.156	0	0	0	.000	5	27	0	.156
2001-04	Butch Davis	NFL	24	35	0	.407	0	1	0	.000	24	36	0	.400
2004	Terry Robiskie*	NFL	1	4	0	.250	0	0	0	.000	1	4	0	.200
2005-08	Romeo Crennel	NFL	24	40	0	.375	0	0	0	.000	24	40	0	.375
2009-10	Eric Mangini	NFL	10	22	0	.313	0	0	0	.000	10	22	0	.313
2011	Pat Shurmur	NFL	4	12	0	.250	0	0	0	.000	4	12	0	.250
<b>Team Totals in NFL</b>			<b>442</b>	<b>406</b>	<b>10</b>	<b>.521</b>	<b>11</b>	<b>20</b>	<b>0</b>	<b>.355</b>	<b>453</b>	<b>426</b>	<b>10</b>	<b>.515</b>
<b>Team Totals in AAFC</b>			<b>47</b>	<b>4</b>	<b>3</b>	<b>.898</b>	<b>5</b>	<b>0</b>	<b>0</b>	<b>1.000</b>	<b>52</b>	<b>4</b>	<b>3</b>	<b>.907</b>
<b>Team Totals in NFL/AAFC Combined</b>			<b>489</b>	<b>410</b>	<b>13</b>	<b>.534</b>	<b>16</b>	<b>20</b>	<b>0</b>	<b>0.444</b>	<b>505</b>	<b>430</b>	<b>13</b>	<b>.540</b>

\* Interim Head Coaches

## SCHWARTZ BROTHERS MAKE HISTORY

Browns rookie offensive lineman Mitchell Schwartz, along with his brother, Minnesota Vikings offensive lineman Geoff Schwartz, will make history in 2012 as the first known set of Jewish-born brothers to play in the NFL. Mitchell was the Browns' second round selection (37th overall) in the 2012 draft, while Geoff was taken in the seventh round (241st overall) of the 2008 draft by the Carolina Panthers.

## ASSISTANT COACHES (1946-95, 1999-2011)

Ernie Adams – 1991-95	Todd Grantham – 2005-07	Mike Pitts – 2000
Dave Adolph – 1979-84, 1986-88	Fred Graves – 2004	Kennedy Pola – 2004
Bruce Arians – 2001-03	Ernie Green – 1969	Fran Polsofoot – 1972-74
Dave Atkins – 2005-08	Forrest Gregg – 1974	Joe Popp – 1989-90
Phil Banko – 2001-04	Al Groh – 1992	Dick Portee – 1999
Jim Bates – 1991-93, 1995	Lou Groza – 1968-69	Tom Pratt – 1981-88
Chris Beake – 2011	Paul Hackett – 1981-82	Ray Prochaska – 1971-72
Raymond Berry – 1976-77	Steve Hagen – 2001-04, 2009-11	Dan Radakovich – 1989-90
Tom Bettis – 1985	Ray Hamilton – 2001-02	Dave Redding – 1982-88
Paul Bixler – 1954-62	Mike Haluchak – 2005-08	Ray Rhodes – 2011
Don Blackmon – 1991	Fritz Heisler – 1946-70	Alfredo Roberts – 2007-08
Dwaine Board – 2011	Jerome Henderson – 2009-11	Terry Robiskie – 2001-06
Todd Bowles – 2001-04	Pat Hill – 1993-95	Jerry Rosburg – 2001-06
Zeke Bratkowski – 1990	Jerry Holmes – 1999-00	Keith Rowen – 1984
Ray Braun – 1988	John Hufnagel – 1999-00	Rob Ryan – 2009-10
Chuck Bresnahan – 1994-95	Jed Hughes – 1989	Nick Saban – 1991-94
John Brickels – 1946-48	Rod Humenuik – 1975-82	Phil Savage – 1991-93
Howard Brinker – 1952-73	Hal Hunter – 1989-92	Joe Scannella – 1982-84
Clarence Brooks – 1999	Lindy Infante – 1986-87	Rip Scherer – 2005-08
Gary Brown – 2009-11	Dick Jauron – 2011	Kurt Schottenheimer – 1987-88
Buck Buchanan – 1978	Kent Johnston – 2010-11	Marty Schottenheimer – 1980-84
Chuck Bullough – 2011	Taver Johnson – 2004	Brad Seely – 2009-10
Jacob Burney – 1994-95	Stan Jones – 1989-90	George Sefcik – 1975-77, 1989-90
Jerry Butler – 1999-00	William (Dub) Jones – 1963-67	John Settle – 1995
Keith Butler – 1999-02	Tim Jorgensen – 1999-01	Mike Sheppard – 1993-95
Chris Caminiti – 2008	Howard Keys – 1970-71	Jim Shofner – 1978-80, 1990
Dave Campo – 2003-04	Joe Kim – 2000	Jerry Simmons – 1991-95
Pete Carmichael – 2000	Billy Kinard – 1976-77	Nick Skorich – 1964-70
Pete Carmichael Jr. – 2000	Rich Kotite – 1978-82	Bob Slowik – 1999
Maurice Carthon – 2005-06	Greg Landry – 1985	Arl Smith – 1999
Wes Chandler – 2007-08	Paul Lanham – 1989-90	Carl Smith – 2001-03, 2009-10
Rob Chudzinski – 2004, 2007-08	Umberto Leone – 2007-08	Jerry Smith – 1973
Ben Coates – 2005-06	Dale Lindsey – 1974	Tom Spann – 1995
Blanton Collier – 1946-53, 1962, 1975-76	John Lott – 2005-06	Tony Sparano – 1999-00
William (Red) Conkright – 1946	Rick Lyle – 2009-11	Kevin Spencer – 1991-94
Walt Corey – 1975-77	Anthony Lynn – 2007-08	Luke Steckel – 2009-11
Bill Cowher – 1985-88	Marwan Maalouf – 2005-06	Mike Sullivan – 2001-04, 2007-08
Bryan Cox – 2009-10	Dick MacPherson – 1978-80	Al Tabor – 1972-77
Carl Crennel II – 2005-06	Eric Mangini – 1995	Chris Tabor – 2011
Romeo Crennel – 2000	Richard Mann – 1985-93	Lionel Taylor – 1989-90
Steve Crosby – 1985, 1991-95	Steve Marshall – 2007-08	Timmy Temerario – 1950-51
Brian Daboll – 2009-10	Richie McCabe – 1971-75	John Teerlinck – 1989-90
John David Crow – 1972-73	George McDonald – 2009-10	Gary Tranquill – 1991-93
Ted Daisher – 2007-08	Todd McNair – 2001-03	Marc Trestman – 1988-89
Joe Daniels – 1983-84	Richard McNutt – 2008	Bob Trott – 2005-08
Jeff Davidson – 2005-06	Randy Melvin – 2005-08	Mel Tucker – 2005-08
Bill Davis – 1999, 2011	Shawn Mennenga – 2011	Jeff Uhlenhake – 2005-06
Charlie Davis – 1986-87	Mark Michaels – 1999-00	Ed Ulinski – 1954-70
Alan DeGennaro – 2007-09	Creighton Miller – 1946	Cory Undlin – 2005-08
Andy Dickerson – 2009-10	John Mitchell – 1991-93	Jim Vechiarella – 1990
Rod Dowhower – 1994	Dick Modzelewski – 1968-77	Rick Venturi – 1994-95
Bill Edwards – 1947-48	Buddy Morris – 2002-04	Frank Verducci – 2007-08
George Edwards – 2004	Howard Mudd – 1983-88	Bob Voigts – 1946
Matt Eberflus – 2009-10	Tom Myslinski – 2004, 2007-09	Darvin Wallis – 1983-88
Dick Evans – 1960-63	Bob Nussbaumer – 1966-71	George Warhop – 2009-11
Weeb Ewbank – 1949-53	Scott O'Brien – 1991-95	Larry Weaver – 1983
Jon Fabris – 2000	Tom Olivadotti – 1985-86	Chuck Weber – 1978-79
Mike Faulkner – 1990	Chuck Pagano – 2001-04	Mark Whipple – 2011
Foge Fazio – 2001-02	Bob Palcic – 1999	Ken Whisenhunt – 1999
Kirk Ferentz – 1993-95	Andre Patterson – 2003-04	Woody Widenhofer – 1993-94
Len Fontes – 1980-82	Clancy Pendergast – 2003	Jerry Williams – 1971
Dick Gallagher – 1947-49, 1955-59	Joe Pendry – 1985-88	Mike Wilson – 2011
Jim Garrett – 1978-84	Ray Perkins – 1999-00	Dick Wood – 1974
Doug Gerhart – 1975	John Petercuskie – 1978-84	Gary Wroblewski – 1989-90
Keith Gilbertson – 2011	Rob Phillips – 2001-04	Larry Zierlein – 2001-04

## PAUL BROWN'S INNOVATIONS

Hall of Fame Coach Paul Brown not only led the Browns to a 167-53-8 record, four AAFC titles and three NFL Championships, but he was also an innovator who helped shape the NFL into the game it is today.

### A Few Of Paul Brown's Innovations:

- \* First to use intelligence test as a hint to a player's learning potential.
- \* Set up complete film clip statistical studies and graded his own players based on film study.
- \* First use of a radio transmitter to communicate with players on the field.
- \* First to install face masks on helmets (at the professional level).



# DRAFT CHOICES

## 1946

No draft		
<b>1947 - AAFC</b>		
Hoerner, Dick.....	B.....	Iowa
(Pre-draft bonus selection)		
Rich, Lawrence.....	C.....	Tulane
(Pre-draft bonus selection)		
1. Chappius, Bob (8).....	B.....	Michigan
2. Cowbig, Gerry (16).....	B.....	Notre Dame
3. Carpenter, Jack (24).....	T.....	Michigan
4. Cowan, Bob (32).....	B.....	Indiana
5. Griffen, Bill (40).....	T.....	Kentucky
6. Bush, Jack (48).....	T.....	Georgia
7. Rapacz, John (56).....	C.....	Oklahoma
8. Hazelhurst, Bob (64).....	B.....	Denver
9. Ellsworth, Ralph (72).....	B.....	Texas
10. Dewar, Jimmy (80).....	B.....	Indiana
11. Huber, Bill (88).....	E.....	Illinois
12. Gianelli, Mario (96).....	G.....	Boston
13. Shurnas, Marshall (104).....	E.....	Missouri
14. Signaigo, Joe (112).....	B.....	Notre Dame
15. Widseth, Dean (120).....	T.....	Minnesota

## 1948 - AAFC

1. Durkota, Jeff (8).....	B.....	Penn State
3. Cline, Ollie (18).....	B.....	Ohio State
7. Thompson, Tommy (41).....	C.....	William & Mary
9. Smith, Bill (53).....	T.....	North Carolina
11. Maughan, Ralph (65).....	C.....	Utah State
12. Sensenbaur, Dean (73).....	B.....	Ohio State
13. Rubish, Mike (81).....	E.....	North Carolina
14. Sarkesian, Alex (89).....	C.....	Northwestern
15. Dworsky, Dan (97).....	B.....	Michigan
16. Beasley, Scott (105).....	E.....	Nevada
17. Steger, Russ (113).....	B.....	Illinois
18. Hoistma, Lou (121).....	E.....	William & Mary
19. Ashbaugh, Pete (129).....	B.....	Notre Dame
20. Templeton, Dave (137).....	G.....	Ohio State
21. Eddleman, Dike (145).....	B.....	Illinois
22. Gambino, Lou (153).....	B.....	Maryland
23. McDowell, Jim (161).....	G.....	William & Mary
24. Fowle, Heywood (169).....	T.....	North Carolina
25. Parseghian, Ara (177).....	B.....	Miami (Ohio)
26. Saylor, Todd (185).....	E.....	Lafayette (Pa.)
27. Caughron, Harry (193).....	T.....	William & Mary
28. Lanzi, Pete (201).....	E.....	Youngstown State
29. Roman, George (209).....	T.....	Case Western Reserve
30. Sheehan, Mel (217).....	E.....	Missouri

## 1949 - AAFC

1. Mitchell, Jack (8).....	QB.....	Oklahoma
3. Collins, Albin "Rip" (21).....	B.....	Louisiana State
4. McLellan, Bill (29).....	T.....	Brown
5. McNeill, Ed (37).....	E.....	Michigan
6. O'Malley, Tom (45).....	B.....	Cincinnati
7. Alexander, Phil (53).....	T.....	South Carolina
8. Cannevin, Mike (61).....	B.....	Ohio State
9. Walker, Doak (69).....	B.....	Southern Methodist
10. Adams, Norb (77).....	B.....	Purdue
11. Norton, Negley (85).....	T.....	Penn State
12. Burns, Frank (93).....	B.....	Rutgers
13. Self, Clarence (101).....	B.....	Wisconsin
14. Kersulis, Walt (109).....	E.....	Illinois
15. Stuart, Bobby Jack (117).....	B.....	Army
16. Bowne, J.L. "Dinky" (125).....	B.....	Georgia Tech
25. Cooney, Larry (172).....	B.....	Penn State
26. Liningar, Jack (177).....	C.....	Ohio State
27. Gagne, Verne (182).....	E.....	Minnesota
28. Moran, Jim (187).....	B.....	John Carroll
29. Soboleski, Joe (192).....	T.....	Michigan

## 1950 - NFL

1. Carpenter, Ken (13).....	HB.....	Oregon State
2a. Sandusky, John (18).....	OT/DT.....	Villanova (from Detroit for rights to HB Doak Walker, drafted by Browns in 1949)
2b. Martin, Jim (26).....	OE/OT.....	Notre Dame
3. Robinson, Jimmy Joe (39).....	HB.....	Pittsburgh

4. Wilson, Bob "Red" (52).....	C/OE.....	Wisconsin
5. Phelps, Don "Dopey" (65).....	HB.....	Kentucky
6. Gorgal, Ken (78).....	QB.....	Purdue
7. Carter, Win (91).....	FB.....	Missouri
8. Frizzell, Russ (104).....	T.....	Tulsa
9. Duncan, Jim (117).....	OE.....	Wake Forest
10. O'Pella, Frank (130).....	HB/LB.....	William & Mary
11. Plotz, Bob (143).....	G.....	Pittsburgh
12. Cole, Emerson (156).....	FB.....	Toledo
13. Wright, Rupe (169).....	G.....	Baylor
14. Harrington, Packard (182).....	C.....	St. Mary's
15. Meland, Ted (195).....	G.....	Oregon
16. King, William "Art" (208).....	G.....	Ball State
17. McKinney, Hal (221).....	G.....	Missouri Valley
18. Travue, Joe (234).....	HB.....	Louisville
19. Songin, Ed "Butch" (247).....	QB.....	Boston College
20. Hackney, John (260).....	G.....	Murray State
21. Vogts, Leroy (273).....	OG.....	Washington U. (St. Louis)
22. Dowling, Jim (286).....	G.....	Santa Clara
23. Moselle, Don (299).....	HB.....	Superior State
24. Woodland, Jack (312).....	HB.....	Bowling Green
25. Brasher, Jim (325).....	C.....	Maryland
26. Toogood, Charley (338).....	T.....	Nebraska
27. Gray, Dick (351).....	HB.....	Oregon State
28. Pyle, Billy (364).....	HB.....	Texas
29. Schnelker, Bob (377).....	E.....	Bowling Green
30. Massey, Jim (390).....	HB.....	Detroit

## 1951 - NFL

1. Konz, Kenny (14).....	HB/S.....	LSU
2. Curtis, Ernest "Bucky" (26).....	OE.....	Vanderbilt
3. Helluin, Jerome (38).....	T.....	Tulane
4a. Cristaglio, Bob (39).....	FL.....	Pennsylvania (from San Francisco as payment for E Gordon Soltau)
4b. Smith, Bob (41).....	FB.....	Texas A&M (from Green Bay for HB/DB Bill Boedeker)
4c. Donovan, Artie (50).....	T.....	Boston College
5. Loomis, Ace (62).....	B.....	Wisconsin-LaCrosse
6. Rogas, Dan (74).....	G.....	Tulane
7a. Holdash, Irving (82).....	C.....	North Carolina (from New York Yankees for John Yonakor)
7b. Michaels, Walt (86).....	HB.....	Washington & Lee
8a. Spinney, Art (88).....	E.....	Boston College
8b. Clark, Max (98).....	HB.....	Houston (from Green Bay for QB Tom O'Malley)
9a. Toler, Burrell (105).....	G.....	San Francisco (from Detroit for E Jim Duncan)
9b. Shula, Don (110).....	DB.....	John Carroll
10. Gierula, Chet (123).....	G.....	Maryland
11. Custis, Bernie (135).....	B.....	Syracuse
12a. Selliers, Milan (142).....	HB.....	Florida State (from Detroit Lions for FB Chuck Schroll)
12b. Kirtley, Stew (147).....	E.....	Morehead State
13. Voskuhl, Bob (159).....	C.....	Georgetown College (Ky.)
14. Cernoch, Rudy (171).....	T.....	Northwestern
15. Skibinski, Joe (183).....	G.....	Purdue
16. Pasky, Ed (195).....	QB.....	South Carolina
17. Kane Leroy (207).....	HB.....	Dayton
18. De Roin, Rube (219).....	C.....	Oklahoma A&M
19. Solari, Ray (231).....	G.....	California
20. Crocher, Jack (243).....	B.....	Tulsa
21. Stone, Ray (255).....	E.....	Texas
22. Taseff, Carl (267).....	FB.....	John Carroll
23. Champion, Johnny (279).....	HB.....	SMU
24. Benner, Wayne (291).....	HB.....	Florida State
25. Knispel, John (303).....	T.....	Wisconsin-LaCrosse
26. Williams, Fred (315).....	T.....	Arkansas
27. Jones, Jack (327).....	HB.....	Livingston State
28. Thrift, Roger (339).....	HB.....	East Carolina
29. Driver, Bill (351).....	QB.....	Florida State
30. Averno, Sisto (362).....	G.....	Muhlenberg

## 1952 - NFL

1a. Rechichar, Bert (10).....	DB.....	Tennessee (from Detroit for E/T Jim Martin)
1b. Agganis, Harry (12).....	QB.....	Boston University
2. Hughes, Bill (24).....	LB.....	Michigan State

3a. Klosterman, Don (26)	QB	Loyola (Calif.)
(from New York Yankees)		
3b. Campanella, Joe (36)	DT	Ohio State
4a. Costa, Elmer (39)	T	North Carolina State
(from Green Bay)		
4b. Renfro, Ray (48)	HB	North Texas State
5. Jankovich, Keever (60)	E	College of Pacific
6. Shields, Burrell (72)	DB	John Carroll
7. Pace, John (84)	T	Mississippi State
8a. Williams, Stan (86)	E	Baylor
(from New York Yankees)		
8b. Forester, Herschel (96)	G	SMU
9. Finnell, Bob (108)	B	Xavier
10. Ribiero, Pat (120)		College of Pacific
11. Logan, Dick (132)	T	Ohio State
12. Thompson, Roy (144)	B	Florida State
13. Cosgrove, Tom (156)	C	Maryland
14. Ruzich, Steve (168)	G	Ohio State
15. Alpin, Holland (180)	E	Tampa University
16a. Neathery, Herb (189)	HB	Illinois
(from Detroit)		
16b. Rowland, Ed (192)	T	Oklahoma
17. Sheets, Stewart (204)	T	Penn State
18. Mirchi, Ken (216)	G	Santa Clara
19a. Talarico, Sam (225)	T/G	Indiana
(from San Francisco)		
19b. Maccioli, Mike (228)	B	Purdue
20. Brandenberry, Bob (240)	B	Kansas
21. Calhoun, Dick (252)	DT	Baylor
22. Johnson, Howard "Corky" (264)	T	Santa Barbara State
23. Robertson, Bobby (276)	HB/P	Indiana
24. Wren, Lowe "Junior" (288)	B	Missouri
25. Reddell, Billy (300)	B	Florida
26. Vernasco, Joe (312)	E	Illinois
27. Maletzky, Bill (324)	G	Maryland
28. Pietro, John (336)	G	Brown
29. Klevay, Walt (348)	B	Ohio State
30. Saban, John (360)	FB	Xavier

### 1953 - NFL

1. Atkins, Doug (11)	DT	Tennessee
2. Reynolds, Billy (23)	HB	Pittsburgh
3a. Bruney, Fred (35)	HB	Ohio State
3b. Donaldson, Gene (37)	G	Kentucky
(from Detroit Lions for B Robert Smith)		
4a. Hietikko, Jim (?)	T	Ohio State
(from Dallas Texans for QB Don Klosterman)		
4b. Tamburo, Dick (47)	C/LB	Michigan State
5. Van Doren, Bob (59)	E	Southern California
6. Steinbrunner, Don (71)	C/LB	Washington State
7. Filipksi, Gene (83)	B	Villanova
8. Massey, Carlton (95)	E	Texas
9. McNamara, Bob (107)	E	Minnesota
10. Natali, Elmo (119)	FB	California State (Pa)
11. Hilinski, Dick (131)	T	Ohio State
12. Willhoite, Elmer (143)	G	Southern California
13. Fiss, Galen (155)	LB	Kansas
14. Nagler, Gern (167)	E	Santa Clara
15. Carson, Johnny (179)	E	Georgia
16. Kuykendall, Eric (191)	FB	Illinois
17. Bean, George (203)	B	Utah
18. Batten, Dick (215)	T	College of Pacific
19. Cain, Tom (227)	G	Colorado
20. Noll, Chuck (239)	T	Dayton
21. Crockett, Bill (251)	G	Rice
22. Looper, Byrd (263)	B	Duke
23. Kent, Ronnie (275)	B	Tulane
24. Labenda, John (287)	T	Wittenberg
25. Ellis, Jim (299)	B	Michigan State
26. Hoag, Charley (311)	B	Kansas
27. Sisco, Jack (323)	C	Baylor
28. Verkirk, Ray (335)	T	North Texas State
29. Hobson, Clell (347)	B	Alabama
30. Myers, Andy (358)	G	Tennessee

### 1954 - NFL

Garret, Robert (1)	QB	Stanford
(Bonus Selection)		
1. Bauer, John (12)	G	Illinois

2. Hanulak, Chester "Chet" (24)	HB	Maryland
3. Bassett, Maurice (36)	FB	Langston University
4. Hilgenberg, Jerry (48)	C	Iowa
5. Lucky, William (60)	T	Baylor
6a. Smith, James (64)	T	Baylor
(from Baltimore for C Tom Cosgrove)		
6b. Jenkins, Asa (72)	FB	Toledo
7. Miller, Donald (84)	HB	SMU
8a. Barbish, William (95)	HB	Tennessee
(from San Francisco for DB Fred Bruney)		
8b. Harris, Charles (96)	HB	Georgia
9. Jones, Thomas (108)	HB	Miami (Ohio)
10a. Goss Donald (119)	G	SMU
(from San Francisco for T/E Bob Van Doren)		
10b. Pagna, Thomas (120)	HB	Miami (Ohio)
11. Schuebel, Max (132)	T	Rice
12. Bruehich, Thomas (144)	T	Maryland
13. Cummins, George (156)	LB	Tulane
14. Head, James (168)	FB	Iowa
15. Lyssy, Chester (180)	B	Hardin-Simmons
16. Raidel, Richard (192)	G	Kent State
17. Chapman, Howard (204)	T	Florida
18. Wohrman, William (216)	B	South Carolina
19. Taylor, John (228)	C	Austin
20. Pierce, Hugh (240)	C	North Carolina State
21. Baughman, James (252)	G	Illinois
22. Caudle, Lloyd (264)	B	Duke
23. Mischak, Robert (276)	E	Army
24. Grambling, John (288)	QB	South Carolina
25. Hughes, Thomas (300)	T	VPI
26. Lundy, Joseph (312)	G	Kansas
27. Mapp, John (324)	B	VMI
28. Vergara, Vincent (336)	B	Syracuse
29. Carter, Troy (348)	B	VMI

### 1955 - NFL

1. Burris, Kurt (13)	C/LB	Oklahoma
2. Renfro, Weldon "Dean" (25)	HB	North Texas State
3a. Hall, John (35)	DT/LB	Iowa
(from Chicago Bears with B Fred Morrison for B Harry Jagade)		
3b. Freeman, Bob (37)	QB	Auburn
4a. Reynolds, Paul (41)	HB	Notre Dame
(from Green Bay for T Jerome Helluin)		
4b. Palumbo, Sam (49)	DT/LB	Notre Dame
5. Dandoy, Aramis (61)	HB	USC
6. Bolden, Leroy (73)	HB	Michigan State
7. Locklear, Jack (85)	C/LB	Auburn
8. (choice traded to Detroit for E Marion Gaskin)		
9. Ford, Henry (109)	HB	Pittsburgh
10. Dillon, Glen (121)	OE	Pittsburgh
11. Knebel, Eric (133)	T	SMU
12. Eaton, Jack (145)	T	New Mexico
13. Borton, John (157)	QB	Ohio State
14. Robinson, Fred (169)	G	Washington
15. Smith, Bob (181)	HB	Nebraska
16. Suchy, Don (193)	C	Iowa
17. Leonard, Bob (205)	FB	Purdue
18. Champlin, Steve (217)	T	Oklahoma
19. Ebert, Tom (229)	E	Kansas State
20. Proctor, William (241)	T	Florida State
21. Spinks, Richard (253)	HB	Texas Tech
22. Stone, Gerald (265)	T	Southeast Louisiana
23. Greer, James (277)	E	Elizabeth City
24. Matsock, John (289)	HB	Michigan State
25. Lindo, Ernie (301)	HB	College of Pacific
26. Fife, Don (313)	C	Purdue
27. Baldwin, Bobby (325)	B	Sam Houston State
28. Tokus, Ed (337)	E	Georgia
29. Robinson, Tex (349)	HB	Temple
30. Leachman, Lamar (360)	C	Tennessee

### 1956 - NFL

1. Carpenter, Preston (13)	HB	Arkansas
2. Kinard, Billy DB (25)	Mississippi	
3a. Ross, Larry (34)	E	Denver
(from Chicago with Bears' 6th choice for DT Doug Atkins and QB Ken Gorgall)		
3b. Quinlan, William (37)	E	Michigan State
4. Moss, Bob (49)	HB	West Virginia
5. Clarke, Frank (61)	E	Colorado

6a. Plunkett, Sherman (71)	E	Maryland State
(from Chicago, see 3a.)		
6b. Wiggins, Paul (73)	T	Stanford
7. Griffith, Charles (85)	E	USC
8. Hellyer, Len (97)	HB	Marshall
9. Hecker, Jack (109)	OE	Bowling Green
10. Rayburn, Ed (121)	T	Green
11. Underdunk, William (133)	T	West Virginia
12. Javernick, Harry (145)	T	Colorado
13. Furey, Jim (157)	C	Kansas State
14. Sidwell, Charles (169)	B	William & Mary
15. Davis, Willie (181)	G	Grambling
16. Cooper, Thurlow (193)	E	Maine
17. West, Ed (205)	QB	North Carolina
18. Carroll, Harold (217)	FB	Western Reserve
19. Sebest, John (229)	B	E. Kentucky
20. Mobra, Joe (241)	E	Oklahoma
21. Kapish, Eugene (253)	E	Notre Dame
22. Brown, Samuel (265)	HB	UCLA
23. Althouse, Don (277)	E	Syracuse
24. Hughes, Jim (289)	G	San Jose State
25. Davenport, Bob (301)	FB	UCLA
26. Kammerman, Jack (313)	E	Utah
27. Dwyer, Ed (325)	E	Purdue
28. Sparks, Oliver (337)	G	Iowa State
29. Battos, John (349)	E	Vanderbilt
30. Bartholomew, Robert (360)	T	Wake Forest

### 1957 - NFL

1. Brown, Jim (6)	FB	Syracuse
2. Plum, Milt (17)	QB	Penn State
3. Walker, George (28)	QB	Arkansas
4. Camera, Paul (42)	OE	Stanford
5a. Jordan, Henry (52)	OT	Virginia
(from Green Bay for HB Chester Lyssy)		
5b. Campbell, Milt (53)	HB	Indiana
6a. Amstutz, Joe (63)	C	Indiana
(from Green Bay for T George Cummins)		
6b. Martin, Harley (67)		California
7a. Hickerson, Gene (78)	OT	Mississippi
7b. Rotunno, Mike (82)	C	Michigan
(from N.Y. Giants for B Gene Filipksi)		
8. Gillis, Dan (89)	C	Rice
9. Comstock, Don (103)	B	Alabama
10. Reinhart, Robert (114)	QB	San Jose State
11. Cummings, William (125)	T	Ohio State
12. Spitzzenberger, Rudy (139)	G	Houston
13. Sansom, Jerry (150)	E	Auburn
14. Feller, Don (161)	B	Kansas
15. Kaiser, Dave (175)	E	Michigan State
16. Bayuk, John (186)	B	Colorado
17. Tamburello, Frank (197)	QB	Maryland
18. Torczon, Laverne (211)	G	Nebraska
19. Ploen, Kenneth (222)	QB	Iowa
20. Stillwell, Jack (233)	E	North Carolina
21. Juneau, Curry (247)	E	Mississippi Southern
22. Winters, Bob (258)	B	Utah State
23. Frazer, Jim (269)	T	Hamden-Sydney
24. Napoleon, Allen (283)	B	Stanford
25. Dimitroff, Tom (294)	QB	Miami (Ohio)
26. Bliss, Allen (305)	E	Miami (Ohio)
27. Okulovich, Andy (319)	QB	Ohio State
28. Cockrell, Gene (330)	T	Hardin-Simmons
29. Trozzo, William (341)	T	West Virginia
30. McKiever, Bob (354)	B	Northwestern

### 1958 - NFL

1. Shofner, Jim (13)	DB	TCU
2. Mitchell, Charles (25)	G	Florida
3a. (choice traded to Chicago Bears for QB James Haluska)		
3b. Guy, Melvin (34)	T	Duke
(from Detroit for C Frank Gatski)		
4. Ninowski, Jim (49)	QB	Michigan State
5a. Funston, Farrell (60)	OE	College of Pacific
5b. Gibbons, Jim (61)	OE	Iowa
(from Detroit with RB Lew Carpenter for LB Roger Zatkoff)		
6. Wulff, James (72)	HB	Michigan State
7. Mitchell, Bob (84)	HB	Illinois
8. Lattimore, Bert (96)	E	Duke

9. Parrish, Bernie (108)	DB	Florida
10. Russavage, Leo (120)	T	North Carolina
11. Bowermaster, Russ (132)	OE	Ohio State
12. Brodhead, Robert (144)	QB	Duke
13. Williams, Hal (156)	B	Miami (Ohio)
14. Miller, Ken (168)	T	TCU
15. Hoelscher, Howard (180)	FB	Rice
16. Cornelison, Jerry (192)	T	SMU
17. Osborn, Roddy (204)	HB	Texas A&M
18. Johnson, Alvin Peter (216)	T	Idaho
19. Brown, Ed (228)	G	Arizona
20. Serieka, Edward (240)	B	Xavier
21. Martin, William (252)	E	Iowa State
22. Renn, Robert (264)	HB	Florida State
23. Verkey, Dan (276)	T	Washington State
24. O'Connor, Jim (288)	T	Marshall College
25. Peters, Robert (300)	HB	Baylor
26. Thompson, Frank (312)	T	Wake Forest
27. Thelan, Dave (324)	HB	Miami (Ohio)
28. Boykin, William (336)	T	Michigan State
29. Czaplak, Frank (348)	T	Missouri
30. Svendsen, Bernard (359)	C	Minnesota

### 1959 - NFL

1. Kreitting, Rich (11)	OE	Illinois
2. Schafrath, Dick (23)	OT	Ohio State
3. O'Brien, Francis (35)	OT	Michigan State
4a. Prahn, Gary (37)	OE	Michigan
(from Green Bay for E Len Ford)		
4b. Lloyd, Dave (47)	C	Georgia
5a. Wooten, John (53)	G	Colorado
(from Detroit for E Jim Gibbons)		
5b. LeBeau, Dick (58)	DB	Ohio State
6a. Prestel, James (70)	T	Idaho
(from New York for G Bob Mischak)		
6b. Denton, Bob (71)	DE	College of Pacific
7. Miller, Gene (82)	T	Rice
8a. Placek, Robert (87)	QB	Michigan
(from Chicago Cardinals for C Don Gillis)		
8b. (choice traded to Green Bay for E Dick Deschaine)		
9. Wilson, Kirk (106)	P/K	UCLA
10. Zeman, Robert (119)	B	Wisconsin
11. King, Gerald (130)	G	Kent State
12. Palandrini, Francis (143)	T	North Carolina State
13. Reese, Ray (154)	LB	Bowling Green
14. Dubenion, Elbert (167)	HB	Bluffton
15. Salwocki, Tom (178)	C	Pittsburgh
16. Caleb, Jamie (191)	B	Grambling
17. Schmittman, Homer (202)	E	Tennessee Tech
18. Hill, Ed (215)	G	Miami (Ohio)
19. Schroeder, Joe (226)	T	Xavier
20. McClain, Albert (239)	T	Shaw
21. Fraser, James (250)	G	Wisconsin
22. Wenzel, Joe (263)	E	Lehigh
23. Gardner, Jim (274)	T	Duke
24. Goings, Russ (287)	G	Xavier
25. Spycholski, Ernie (298)	T	Ohio State
26. Floyd, Homer (311)	B	Kansas
27. Baker, Larry (322)	T	Bowling Green
28. Abodie, Pete (335)	E	Tulane
29. Nietupolski, Ronald (346)	T	Illinois
30. Ketchie, Carl (359)	B	Washington State

### 1960 - NFL

1. Houston, Jim (8)	E	Ohio State
2a. Stephens, Larry (18)	DT	Texas
(from Pittsburgh with Steelers' 5th choice for E Darrel Brewster)		
2b. Gault, Prentice (19)	FB	Oklahoma
3. Fichtner, Ross (33)	B	Purdue
4a. Brewer, John (41)	E	Mississippi
(from Green Bay for HB Robert Freeman)		
4b. Marshall, Jim (44)	DT	Ohio State
5a. Jarus, Bob (53)	FB	Purdue
(from Green Bay for T Henry Jordan)		
5b. (Browns' choice traded to Pittsburgh, see 2a.)		
6. Khayat, Robert (69)	G	Mississippi
7. Anderson, Taz (80)	FB	Georgia Tech
8. White, Bob (91)	B	Ohio State
9. Burford, Chris (105)	E	Stanford

10. Washington, Clyde (116).....	HB	Purdue
11. Franklin, Bob (127).....	QB	Mississippi
12. Mostrodi, Rich (141).....	B	Kent State
13. Grecni, Rich (152).....	C	Ohio University
14. Dumbauld, Bill (163).....	T	West Virginia
15. Watkins, Thomas (177).....	HB	Iowa State
16. Waldon, James (188).....	QB	Wyoming
17. Coleman, Lovell (199).....	B	Western Michigan
18. Hanlon, Jack (213).....	B	Pennsylvania
19. Campbell, Jack (224).....	E	Toledo
20. Nelson, Bob (235).....	C	Wisconsin

### 1961 - NFL

1a. Crespino, Robert (10).....	E	Mississippi
(choice acquired from Detroit with LB Robert Long for QB Jim Ninowski)		
1b. (Browns' choice traded to Dallas for T Paul Dickson and Dallas' 1st draft choice in 1962)		
2. Nutting, Edward (27).....	T	Georgia Tech
(Browns' choice traded to Los Angeles for T Gene Selawski)		
4. Brown, John (55).....	T	Syracuse
5. Lucci, Mike (69).....	C	Tennessee
6a. Parker, Frank (79).....	T	Oklahoma State
(choice acquired from Detroit for T William McClung)		
6b. (Browns' choice traded to St. Louis for E Don Fleming)		
7. Powell, Preston (97).....	B	Grambling
8a. Cox, Fred (110).....	HB	Pittsburgh
(choice acquired from Green Bay for FB Robert Jarus)		
8b. Frongillo, John (111).....	T	Baylor
9. Gibbs, Jake (125).....	QB	Mississippi
10a. Wolff, Wayne (129).....	G	Wake Forest
(choice acquired from Washington for HB Jim Wulff)		
10b. Ericson, Ken (139).....	E	Syracuse
11. Gault, Billy (153).....	B	TCU
12. Lage, Richard (167).....	E	Lenoir-Rhyne
13. Wilson, Jack (181).....	B	Duke
14. Lohman, Phil (195).....	C	Oklahoma
15. Taylor, Charles (209).....	B	Mississippi
16. Shoals, Roger (223).....	T	Maryland
17. Bird, Calvin (237).....	B	Kentucky
18. Morris, Ed (251).....	B	Indiana
19. Minihane, Robert (265).....	G	Boston University
20. Baker, Charles (279).....	T	Tennessee

### 1962 - NFL

1a. Collins, Gary (4).....	E	Maryland
(from Dallas along with T Paul Dickson for Browns' first choice in 1961)		
1b. Jackson, Leroy (11).....	B	Western Illinois
(rights to Jackson traded to Washington for rights to RB Ernie Davis)		
2a. Hinton, Charles (17).....	T	North Carolina College
(from Minnesota for T Jim Prestel, RB Jamie Caleb and Vikings 11th round choice)		
2b. Stephens, Sandy (25).....	QB	Minnesota
3a. (Browns' choice traded to Dallas for G Duane Putnam)		
3b. Furman, John (42).....	QB	Texas Western
(choice acquired from Green Bay for QB John Roach)		
4. Sczurek, Stan (53).....	G	Purdue
5. Rivera, Henry (67).....	HB	Oregon State
6. Tidmore, Sam (81).....	E	Ohio State
7. Havlicek, John (95).....	E	Ohio State
(Browns' choice traded to Detroit for DT Erroll Linden)		
8. Dickerson, Charles (123).....	T	Illinois
10a. Goerlitz, Gerald (129).....	C	Northern Michigan
(from Minnesota for T Robert Denton)		
10b. White, Albert (137).....	B	Capital
11a. Myers, Ronnie (142).....	E	Villanova
(from Minnesota, see 2a.)		
11b. McNeil, Clifton (151).....	E	Grambling
12. Stute, Ted (165).....	E	Ohio University
13. Gardner, Frank (179).....	T	North Carolina Central
14. Shorter, Jim (193).....	B	Detroit
15. Goosby, Tom (207).....	G	Baldwin-Wallace
16. Biodrowski, Dennis (221).....	E	Memphis State
17. Harlan, Herbert (235).....	E	Baylor
18. Bishop, Sonny (249).....	G	Fresno State
19. Anabo, John (263).....	QB	Fresno State
20. Flatley, Paul (277).....	B	Northwestern

### 1963 - NFL

1. Hutchinson, Tom (9).....	E	Kentucky
2. Kanicki, Jim (23).....	T	Michigan State

3. (Browns' choice traded to Los Angeles with DT Larry Stephens and Browns' 6th choice for QB Frank Ryan and HB Tom Wilson)		
4. Munsey, Bill (51).....	B	Minnesota
5a. (Browns' choice traded to Pittsburgh for RB Charley Scales)		
5b. Baker, Frank (68).....	B	Toledo
(from Detroit for RB Howard Cassidy and DE Bill Glass for RB Tom Watkins and DE Dave Lloyd)		
6a. Borghetti, Ernest (72).....	T	Pittsburgh
(from Minnesota for DB Tom Franchouser, OT Erroll Linden, WR Charlie Ferguson and K Fred Cox)		
6b. Bloom, Tom (72).....	B	Purdue
(Philadelphia's choice awarded to Cleveland for improper waiver procedure involving Howard Cassidy)		
6c. (Browns' choice traded to Los Angeles, see 3.)		
7. (Browns' choice traded to Green Bay for RB Ernie Green)		
8. Sweeney, Walter (107).....	E	Syracuse
9. Raimie, Dave (121).....	B	Michigan
10. Bobbitt, Jim (135).....	G	Michigan State
11. Graham, Art (149).....	WR	Boston College
12. Infante, Lindy (163).....	B	Florida
13. Katterhenrich, Dave (177).....	B	Ohio State
14. Faulkner, Staley (191).....	T	Texas
15. Reade, Lynn (205).....	T	USC
16. Kelly, Richard (219).....	OG	Georgia
17. Anderson, Richard (233).....	E	Penn State
18. Garvin, Bobby (247).....	T	Mississippi State
19. Sherman, Gary (261).....	LB	Bowling Green
20. Shaw, Steve (275).....	B	Vanderbilt

### 1964 - NFL

1. Warfield, Paul (11).....	WR	Ohio State
2. Truax, Bill (26).....	TE	LSU
3. (Browns' choice traded to Dallas for DT Ken Frost)		
4. Shackelford, Don (54).....	T	University of Pacific
5. Klein, Richard (67).....	T	Wichita
6. (Browns' choice traded to Dallas for G Andy Cvercko)		
7. Odom, Sammy (95).....	LB	Northwest Louisiana
8. Kelly, Leroy (110).....	HB	Morgan State
9. Briscoe, John (123).....	LB	Arizona
10a. Van Raaphorst, Richard (135).....	K	Ohio State
10b. Robinson, Bobby (138).....	G	Mississippi
(choice acquired from Minnesota for RB Tom Wilson)		
11. Versprille, Edward (151).....	FB	Alabama
12. Mitchell, Ed (166).....	T	Southern University
13. Meehan, Bob (179).....	G	Syracuse
14. Sieg, Terry (194).....	HB	Virginia
15. Houtman, John (207).....	T	Michigan
16. Williams, Sidney (222).....	E	Southern University
17. Bartolameoili, Larry (235).....	T	Western Michigan
18. Lewis, Sherman (250).....	HB	Michigan State
19. Higgins, Jim (263).....	G	Xavier
20. Archer, Dave (278).....	T	Syracuse

### 1965 - NFL

1. (Browns' choice traded to San Francisco for G Ted Connolly)		
2a. Garcia, James (17).....	T	Purdue
(from Chicago along with DB Lowell Caylor and Bears' 3rd round choice for TE Rich Kreitling)		
2b. Bussell, Gerry (22).....	HB	Georgia Tech
(choice acquired from Los Angeles for TE Bill Truax)		
2c. Johnson, Walter (27).....	DT	Los Angeles State
3a. Scott, Robert "Bo" (32).....	HB	Ohio State
(choice acquired from Chicago, see 2a.)		
3b. Maples, Bob (41).....	C	Baylor
4. (Browns' choice traded to Minnesota for DT Mike Bundra)		
5. Irwin, Bill (69).....	T	Mississippi
6a. Simkus, Arnold (72).....	T	Michigan
(from San Francisco for C Frank Morze)		
6b. Aldredge, Corwyn (83).....	E	Northwest Louisiana
7. Lindsey, Dale (97).....	LB	Western Kentucky
8. Howell, Mike (111).....	QB	Grambling
9. Lane, Gary (125).....	QB	Missouri
10. Screen, Pat (139).....	QB	LSU
11. Cordill, Olie (153).....	HB	Memphis State
12. Canale, Justin (167).....	G	Mississippi State
13. Pickett, Henry (181).....	HB	Baylor
14. Simrell, Dan (195).....	QB	Toledo
15. Gagner, Larry (209).....	T	Florida
16. Anthony, Mel (223).....	FB	Michigan

17. Boyette, John (237).....	T.....	Clemson
18. Arrington, Dick (251).....	G.....	Notre Dame
19. Orazen, Ed (265).....	G.....	Ohio State
20. Goldberg, Frank (279).....	LB.....	Central Michigan

### 1966 - NFL

1. Morin, Milt (14).....	TE.....	Massachusetts
2. Norton, Rick (29).....	QB.....	Kentucky
3. (Browns' choice traded to N.Y. Giants for DB Erich Barnes)		
4. Duranko, Pete (61).....	DE.....	Notre Dame
5a. Schultz, Randy (74).....	FB.....	Iowa State Teacher's (from Detroit for OT Roger Shoals)
5b. Fulford, Dan (78).....	E.....	Auburn
6a. Battle, James (90).....	DE.....	Southern University (from N.Y. Giants for DT Mike Bundra)
6b. Hoaglin, Fred (93).....	C.....	Pittsburgh
7. Carter, Leroy (109).....	FL.....	Grambling
8. Talaga, Tom (123).....	OT.....	Notre Dame
9. Gregory, Jack (139).....	DE.....	Chattanooga
10. Leebetter, Monty (153).....	FL.....	Northwest Louisiana State
11. Fire, Tony (169).....	DT.....	Bowling Green
12. Czap, Rich (183).....	T.....	Nebraska
13. Boudreaux, James (199).....	DT.....	Louisiana Tech
14. Lammons, Pete (213).....	FL.....	Texas
15. Ellis, Bob (229).....	DB.....	Massachusetts
16. Ray, David (243).....	DB.....	Alabama
17. Modzelewski, Gene (259).....	T.....	New Mexico State
18. Harraway, Charlie (273).....	FB.....	San Jose State
19. Singer, Karl (289).....	DT.....	Purdue
20. Petro, Joe (303).....	DB.....	Temple

### 1967 - NFL

1. Matheson, Bob (18).....	LB.....	Duke
2. Conjar, Larry (46).....	FB.....	Notre Dame
3a. Cockroft, Don (55).....	K/P.....	Adams State
3b. Barney, Eppie (72).....	WR.....	Iowa State
4a. Ward, Carl (83).....	HB.....	Michigan (from Atlanta for RB Charley Scales)
4b. Taffoni, Joe (98).....	T.....	Tennessee Martin
5. (Browns' choice traded to Dallas for G Joe Bob Isbell)		
6. DeMarie, John (152).....	C.....	LSU
7. House, Bill (177).....	DT.....	Youngstown
8. Devrow, Bill (205).....	DB.....	Southern Mississippi
9. Dowdy, Cecil (230).....	LB.....	Alabama
10. Copeland, James (255).....	G.....	Virginia
11. Sabatino, Bill (282).....	DE.....	Colorado
12. Fowler, Charles (308).....	DT.....	Houston
13. Andrews, Bill (333).....	LB.....	Southeast Louisiana
14. Rogers, Floyd (360).....	DT.....	Clemson
15. Williamson, Dennis (386).....	DB.....	Wisconsin-Whitewater St.
16. Williams, Don (411).....	WR.....	Akron
17. Davis, Ben (439).....	HB.....	Defiance

### 1968 - NFL

1. Upshaw, Marvin (21).....	DE.....	Trinity (Tex.)
2. Garlington, John (47).....	LB.....	LSU
3a. Olaszewski, Harry (64).....	G.....	Clemson
3b. Morrison, Reece (66).....	HB.....	Southwest Texas State (from Pittsburgh for OT John Brown and Steelers 10th round choice)
3c. (Browns' choice traded to Los Angeles for DB George Youngblood)		
4. Meylan, Wayne (104).....	LB.....	Nebraska
5a. Wempe, Mike (131).....	OT.....	Missouri
5b. Jackson, Jackie (134).....	DB.....	Clemson (from Baltimore for P David Lee)
6a. James, Nathan (152).....	DB.....	Florida A&M (from N.Y. Giants for LB Vince Costello)
6b. (Browns' choice traded to Philadelphia for TE Ron Duncan)		
7. Brady, Dale (186).....	HB.....	Memphis State
8. Schoen, Tom (212).....	DB.....	Notre Dame
9. Porter, David (238).....	DT.....	Michigan
10a. Greer, James (255).....	DE.....	Stephen F. Austin (from Pittsburgh, see 3a.)
10b. Mitchell, Alvin (267).....	DB.....	Morgan State
11. Alcorn, Jim (293).....	QB.....	Clarion State
12. Beutler, Tom (319).....	LB.....	Toledo
13. Sellers, Terry (348).....	DB.....	Georgia
14. Whippis, Edgar (374).....	FB.....	Jackson State
15. Baxter, Bob (400).....	FL.....	Memphis State

16. Sievert, Dick (429).....	DE.....	Wisconsin-River Falls
17. McDuffie, Wayne (455).....	C.....	Florida State

### 1969 - NFL

1. Johnson, Ron (20).....	FB.....	Michigan
2. (Browns' choice traded to Washington for DE Ron Snidow)		
3a. Jenkins, Al (55).....	G.....	Tulsa (from Philadelphia for RB Larry Conjar)
3b. Glass, Charles "Chip" (72).....	TE.....	Florida State
4. Summers, Fred (98).....	DB.....	Wake Forest
5. Hooker, Fair (124).....	FL.....	Arizona State
6a. Adams, Larry (145).....	DT.....	Texas Christian (from N.Y. Giants for QB Gary Lane)
6b. Righetti, Joe (150).....	DT.....	Waynesburg
7. Sumner, Walt (176).....	DB.....	Florida State
8. Reynolds, Chuck (202).....	C.....	Tulsa
9. Kamzelski, Ron (228).....	DT.....	Minnesota
10. Shelly, Greg (254).....	G.....	Virginia
11. Jones, Dave (280).....	FL.....	Kansas State
12. Davis, Dick (306).....	HB.....	Nebraska
13. Boutwell, Tom (332).....	QB.....	Southern Mississippi
14. Smaha, Jiggy (358).....	DT.....	Georgia
15. Stevenson, Joel (384).....	TE.....	Georgia Tech
16. Lowe, James (410).....	FL.....	Tuskegee
17. Oliver, Bob (436).....	DE.....	Abilene Christian

### 1970 - NFL

1a. Phipps, Mike (3).....	QB.....	Purdue (from Miami for WR Paul Warfield)
1b. McKay, Bob (21).....	T.....	Texas
2a. Jones, Joe (36).....	DE.....	Tennessee State (from New Orleans for LB John Brewer)
2b. Sherk, Jerry (47).....	DT.....	Oklahoma State
3. (Browns' choice traded to Dallas for QB Jerry Rhome)		
4. Stevenson, Rickey (99).....	B.....	Arizona
5. Engel, Steve (125).....	HB.....	Colorado
6. Cilek, Mike (151).....	QB.....	Iowa
7. Wyinsky, Craig (177).....	G.....	Michigan State
8. Davidson, Honester (203).....	S.....	Bowling Green
9. Brown, Geoff (229).....	LB.....	Pittsburgh
10. Yanchar, Bill (255).....	DT.....	Purdue
11. Benner, Gene (281).....	WR.....	Maine
12. Sanders, Jerry (307).....	K.....	Texas Tech
13. Roberts, Larry (333).....	HB.....	Central Missouri
14. Tharpe, Jim (359).....	LB.....	Lincoln (Mo.)
15. Homoly, Guy (385).....	CB.....	Illinois State
16. Redebaugh, John (411).....	TE/K.....	Bemidji State
17. Tabb, Charles (437).....	TE/RB.....	McMurray

### 1971 - NFL

1. Scott, Clarence (14).....	CB.....	Kansas State
2. Cornell, Robert "Bo" (40).....	HB.....	Washington
3a. Staroba, Paul (66).....	WR.....	Michigan
3b. Hall, Charles (68).....	LB.....	Houston (from Kansas City for DE Marvin Upshaw)
4. Pena, Robert "Bubba" (92).....	G.....	Massachusetts
5. Brown, Stanley (118).....	WR.....	Purdue
6a. Dieken, Doug (142).....	T.....	Illinois (from Chicago for WR Eppie Barney)
6b. Dixon, Jay (144).....	DE.....	Boston University
7. Jacobs, Bob (170).....	K.....	Wyoming
8. Zelina, Larry (196).....	HB.....	Ohio State
9. Levels, Wilmur (222).....	S.....	North Texas State
10. Casteel, Steve (248).....	LB.....	Oklahoma
11. Sichek, Mike (274).....	G.....	Northwestern
12. Blanchard, Felix "Tony" (300).....	TE.....	North Carolina
13. Jamula, Thad (326).....	T.....	Lehigh
14. Kingrea, Rick (352).....	LB.....	Tulane
15. Green, William "Bill" (378).....	CB.....	Western Kentucky
16. Smith, David (404).....	WR.....	Mississippi State
17. Dillon, Leo (430).....	C.....	Dayton

### 1972 - NFL

1. Darden, Thom (18).....	DB.....	Michigan
2a. Brooks, Clifford (45).....	DB.....	Tennessee State
2b. Sims, Lester (51).....	DE.....	Alabama (from Miami for LB Bob Matheson)
3. (Browns' choice traded to L.A. Rams with G Joe Taffoni for T Mitch Johnson and Minnesota's 5th round choice)		
4. (Browns' choice traded to Kansas City along with Browns' 3rd round		



choice in 1973 for WR Frank Pitts)		
5a. Hunt, George (122).....	K.....	Tennessee
5b. Kucera, Greg (128).....	HB.....	Northern Colorado
(from Los Angeles, see 3.)		
6. Forey, Leonard (149).....	G.....	Texas A&M
7. Wesley, Don (174).....	OT.....	Maryland State
8. McKinnis, Hugh (201).....	HB.....	Arizona State
9a. McKee, Larry (226).....	G.....	Arizona
9b. Lefear, Billy (230).....	WR/RB.....	Henderson (Ark.)
(from Baltimore for LB Tom Beutler)		
10. Mosier, Herschell (253).....	DT.....	Northwest Oklahoma
11. Long, Mel (278).....	LB.....	Toledo
12. Chapman, Bernard (305).....	DB.....	Texas-El Paso
13. Sipe, Brian (330).....	QB.....	San Diego State
14. Stewart, Ed (357).....	G.....	East Central Oklahoma
15. McCullar, Jewell (382).....	LB.....	Chico State
16. Wakefield, Richard (409).....	WR.....	Ohio State
17. Portz, William (434).....	DB.....	Sterling (Kansas)

### 1973 - NFL

1a. Holden, Steve (16).....	WR.....	Arizona State
(from N.Y. Giants along with 2nd round choice for DE Jack Gregory and CB Freddie Summers)		
1b. Adams, Pete (22).....	G.....	USC
2a. Pruitt, Greg (30).....	HB.....	Oklahoma
(from New York with Giants, see 1a.)		
2b. Steinke, Jim (47).....	DB.....	Southwest Texas
3a. Crum, Bob (67).....	DE.....	Arizona
(from Baltimore for C Fred Hoaglin)		
3b. (Browns' choice traded to Kansas City along with Browns' 4th round choice in 1972 for WR Frank Pitts)		
4a. Dorris, Andy (93).....	LB.....	New Mexico State
(from Baltimore for K George Hunt)		
4b. Mattingly, Randy (100).....	QB.....	Evansville
5. (Browns' choice traded to San Diego for DT George Wright)		
6. Green, Van (150).....	DB.....	Shaw (N.C.)
7. (Browns' choice traded to Miami for C Bob DeMarco)		
8. (Browns' choice traded to Detroit for DT Jerry Rush)		
9. Wester, Curtis (228).....	G.....	East Texas State
10. Humphrey, Tom (256).....	T.....	Abilene Christian
11. Barsich, Carl (281).....	DT.....	Princeton
12. Simmons, Stan (306).....	TE.....	Lewis and Clark
13. Romaniszyn, Jim (334).....	LB.....	Edinboro State
14. Popelka, Robert (359).....	DB.....	Southern Methodist
15. Sullivan, Dave (384).....	WR.....	Virginia
16. Greenfield, George (412).....	HB.....	Murray State
17. McClowry, Robert (437).....	C.....	Michigan State

### 1974 - NFL

1. (Browns' choice traded to San Diego along with Browns' 2nd round choice in 1975 for LB Bob Babich and Chargers' 4th round choice in 1975)		
2. Corbett, Billy (40).....	OT.....	Johnson C. Smith
3. (Browns' choice traded to Denver for QB Don Horn and a 6th round choice)		
4. (Browns' choice traded to Oakland for WR Gloster Richardson)		
5. Ilgenfritz, Mark (118).....	DE.....	Vanderbilt
6a. Pritchett, Billy (146).....	FB.....	West Texas State
(choice acquired from Buffalo)		
6b. (Browns' choice traded to Denver, see 3.)		
7a. Herrick, Bob (163).....	WR.....	Purdue
(from St. Louis for LB Andy Dorris)		
7b. Sullivan, Gerry (171).....	C/OT.....	Illinois
8a. (Browns' choice traded to Washington with T Mitch Johnson for a 3rd round choice in 1973)		
8b. Brown, Eddie (199).....	DB.....	Tennessee
(from Buffalo for LB Rick Kingrea)		
9. Scott, Dan (224).....	G.....	Ohio State
10a. Puestow, Mike (238).....	WR.....	North Dakota State
(from Chicago for QB Randy Mattingly)		
10b. (Browns' choice traded to Buffalo for TE Jan White)		
11. Gooden, Tom (274).....	K.....	Harding
12. McNeil, Ron (302).....	DE.....	North Carolina Central
13. Seifert, Mike (327).....	DE.....	Wisconsin
14. Hunt, Bob (352).....	HB.....	Heidelberg
15. Terrell, Ransom (380).....	LB.....	Arizona
16. Anderson, Preston (407).....	DB.....	Rice
17. Buchanan, Carlton (430).....	DT.....	Southwest Oklahoma State

### 1975 - NFL

1. Mitchell, Mack (5).....	DE.....	Houston
2. (Browns' choice traded to San Diego with Browns' 1st round choice in		

1974 for LB Bob Babich and Chargers' 4th round choice in 1974)		
3. Roan, Oscar (57).....	TE.....	Southern Methodist
4a. Peters, Tony (82).....	DB.....	Oklahoma
4b. (Browns' choice with LB Bob Babich traded to New England for WR Reggie Rucker)		
5a. Zimba, John (109).....	DE.....	Villanova
5b. Cope, Jim (119).....	LB.....	Ohio State
(from Detroit for CB Ben Davis)		
6a. (Browns' choice traded to San Diego for TE James Thaxton)		
6b. Miller, Charles (150).....	DB.....	West Virginia
(for Washington for WR Paul Staroba)		
6c. Hynoski, Henry (154).....	HB.....	Temple
(from Oakland for WR Frank Pitts)		
7. Wang, Merle (161).....	OT.....	Texas Christian
8. Santini, Barry (186).....	TE.....	Purdue
9a. Poole, Larry (213).....	HB.....	Kent State
9b. Hogan, Floyd (215).....	DB.....	Arkansas
(from Kansas City for DE Bob Briggs)		
10. Lewis, Stan (238).....	DE.....	Wayne (Nebraska)
11. Marinelli, Tom (265).....	G.....	Boston College
12. Ambrose, Dick (290).....	LB.....	Virginia
13. Armstead, Willie (317).....	WR.....	Utah
14. Barrett, Tim (342).....	HB.....	John Carroll
15. Moore, Willie (369).....	DT.....	Johnson C. Smith
16. McKay, JK (394).....	WR.....	USC
17. Graf, Dave (421).....	LB.....	Penn State

### 1976 - NFL

1. Pruitt, Mike (7).....	HB.....	Purdue
2. (Browns' choice traded to Oakland for LB Gerald Irons and Raiders' 9th round choice)		
3. Logan, Dave (65).....	WR/TE.....	Colorado
4a. Swick, Gene (97).....	QB.....	Toledo
(from Philadelphia for CB Clifford Brooks)		
4b. St. Clair, Mike (99).....	DE.....	Grambling
5. Sheppard, Henry (130).....	OT.....	Southern Methodist
6. (Browns' choice traded to Chicago for Glen Holloway)		
7. Cassidy, Steve (189).....	DT.....	Louisiana State
8. (Browns' choice traded to Buffalo for S Neal Craig)		
9a. Reed, James (242).....	HB.....	Mississippi
9b. Nagel, Craig (261).....	QB.....	Purdue
(from Oakland, see 2.)		
10. Kleber, Doug (271).....	OT.....	Illinois
11. Celek, Chuck (297).....	DE.....	Kent State
12. (Browns' choice traded to Houston for WR Willie Miller)		
13. Murray, Brian (354).....	OT.....	Arizona
14. Smalzer, Joe (381).....	TE.....	Illinois
15. Philoyen, Luther (408).....	DB.....	Loyola (Calif.)
16. Lorenzen, Chris (438).....	DT.....	Arizona State
17. Fleming, Tom (465).....	WR.....	Dartmouth

### 1977 - NFL

1. Jackson, Robert L. (17).....	LB.....	Texas A&M
2. Skladany, Tom (46).....	P/K.....	Ohio State
(rights later traded to Detroit for 3rd round choice in 1978 and a 7th round choice in 1979)		
3. (Browns' choice traded to Buffalo with 6th round choice for DT Earl Edwards)		
4a. Davis, Oliver (102).....	DB.....	Tennessee State
4b. Sims, Robert "Mickey" (110).....	DT.....	South Carolina State
(from Chicago for QB Mike Phipps)		
5. (Browns' choice traded to San Diego for DE Ron East)		
6. (Browns' choice traded to Buffalo, see 3.)		
7a. Randle, Ken (173).....	WR.....	USC
(from Atlanta for DE Ron East)		
7b. Smith, Blane (184).....	TE.....	Purdue
7c. Lingenfelter, Bob (188).....	OT.....	Nebraska
(from St. Louis for S Neal Craig)		
8. Armstrong, Bill (213).....	DB.....	Wake Forest
9. Brown, Daryl (240).....	KR.....	Tufts
10. Burkett, Tom (269).....	T.....	North Carolina
11. Nash, Charles (296).....	WR.....	Arizona
12. Tierney, Leo (325).....	C.....	Georgia Tech

### 1978 - NFL

1a. Matthews, Clay (12).....	LB.....	USC
1b. Newsome, Ozzie (23).....	WR.....	Alabama
(from Los Angeles with 4th round choice for 1st round choice obtained for QB Mike Phipps)		
2. Evans, Johnny (39).....	P/QB.....	North Carolina State

3a. Collins, Larry (67).....	HB	.....	Texas A&I
(choice acquired from Detroit along with 7th round choice in 1979 for rights to P Tom Skladany)			
3b. Miller, Mark (68).....	QB	.....	Bowling Green
4a. (Browns' choice to Miami along with 7th round choice as compensation for signing WR Paul Warfield)			
4b. Pullara, Pete (103).....	G	.....	UT-Chattanooga
(from Los Angeles, see 1b.)			
5. Wright, Keith (122).....	FL	.....	Memphis State
6. Pitts, Al (149).....	C	.....	Michigan State
7. (Browns' choice to Miami, see 4a.)			
8. Turnbow, Jesse (205).....	DT	.....	Tennessee
9. Kramer, Jon (234).....	OG	.....	Baylor
10. Watson, Brent (261).....	OT	.....	Tennessee
11. Gillard, Larry (290).....	DT	.....	Mississippi State
12. Biedermann, Leo (317).....	OT	.....	California

### 1979 - NFL

1a. (Browns' choice traded to San Diego for 1st and 2nd round choices)			
1b. Adams, Willis (20).....	WR	.....	Houston
(from San Diego, see 1a.)			
2a. Johnson, Lawrence (40).....	CB	.....	Wisconsin
2b. Clapham, Sam (47).....	OT	.....	Oklahoma
(from San Diego, see 1a.)			
3. Ramey, James (70).....	DE	.....	Kentucky
4. Miller, Matt (95).....	OT	.....	Colorado
5a. (Browns' choice traded to Los Angeles along with TE Oscar Roan for Rams' 5th and 6th round picks)			
5b. Dimler, Rich (124).....	DT	.....	USC
(from Los Angeles, see 5a.)			
6a. Burrell, Clinton (151).....	DB	.....	Louisiana State
6b. Ronan, Jim (163).....	DT	.....	Minnesota
(from Los Angeles, see 5a)			
7a. (Browns' choice traded to Oakland along with 12th round pick for Raiders' 7th and 9th round selections)			
7b. (Browns' choice traded to Philadelphia for RB Tom Sullivan)			
7c. Risien, Cody (183).....	OT	.....	Texas A&M
(from Oakland, see 7a.)			
8. Perkov, Kent (204).....	DE	.....	San Diego State
9a. McGee, Carl (234).....	LB	.....	Duke
9b. Weathers, Curtis (241).....	TE	.....	Mississippi
(from Oakland, see 7a.)			
10. Smith, John (261).....	WR	.....	Tennessee State
11. Poeschl, Randy (287).....	DE	.....	Nebraska
12a. Methvin, Dewitt (315).....	C	.....	Tulane
(choice acquired from Washington for DE Joe Jones)			
12b. (Browns' choice traded to Oakland, see 7a.)			

### 1980 - NFL

1a. (Browns' 1st and 6th round choices traded to Los Angeles for Rams' 1st, 2nd, 4th and 5th round choices)			
1b. White, Charles (27).....	RB	.....	USC
(choice acquired from Los Angeles, see 1a.)			
2a. (Browns' choice along with 5th round choice traded to Denver for DE Lyle Alzado)			
2b. Crosby, Cleveland (54).....	DE	.....	Arizona
(from Los Angeles, see 1a.)			
3. Odom, Cliff (72).....	LB	.....	Texas-Arlington
4a. Crews, Ron (99).....	DE	.....	Nevada-Las Vegas
4b. McDonald, Paul (109).....	QB	.....	USC
(from Los Angeles, see 1a.)			
5a. Franks, Elvis (116).....	DE	.....	Morgan State
(from Los Angeles, see 1a.)			
5b. (Browns' choice traded to Oakland for G George Buehler)			
5c. (Browns' choice traded to Denver, see 2a.)			
6a. (Browns' choice traded to San Diego for RB Rickey Anderson)			
6b. (Browns' choice traded to Los Angeles, see 1a.)			
7. (Browns' choice traded to New York Giants for DE Jack Gregory)			
8. Copeland, Jeff (209).....	LB	.....	Texas Tech
9. Dewalt, Roy (236).....	RB	.....	Texas-Arlington
10. Fidel, Kevin (263).....	C	.....	San Diego State
11. Sales, Roland (294).....	RB	.....	Arkansas
12. Jackson, Marcus (321).....	DT	.....	Purdue

### 1981 - NFL

1. Dixon, Hanford (22).....	CB	.....	Southern Mississippi
2. (Browns' choice traded to Buffalo along with 3rd round choice in 1982 for G Joe DeLamielleure)			
3. (Browns' choice traded to Denver along with 2nd and 5th round choices in 1980 for DE Lyle Alzado)			

4a. Robinson, Mike (92).....	DE	.....	Arizona
(choice acquired from Washington along with 5th and 10th round choice for S Tony Peters)			
4b. (Browns' choice traded to San Diego for LB Don Goode)			
5. Cox, Steve (134).....	PIK	.....	Arkansas
6. Simmons, Ron (160).....	DT	.....	Florida State
7. Johnson, Eddie (187).....	LB	.....	Louisville
8. (Browns' choice traded to New York Jets for DE Marshall Harris)			
9. Schleusener, Randy (244).....	G	.....	Nebraska
10a. (Browns' choice traded along with another 10th round choice to Washington for 8th round choice in 1982)			
10b. (Browns' choice traded to Washington, see 10a.)			
10c. Prater, Dean (271).....	DT	.....	Oklahoma State
11. Friday, Larry (298).....	S	.....	Mississippi State
12. McGill, Kevin (325).....	T	.....	Oregon

### 1982 - NFL

1. Banks, Chip (3).....	LB	.....	USC
2. Baldwin, Keith (31).....	DE	.....	Texas A&M
3. (Browns' choice traded to Buffalo with Browns' 2nd round choice in 1981 for G Joe DeLamielleure)			
4. Walker, Dwight (87).....	RB/WR	.....	Nicholls State (La.)
5. Baab, Mike (115).....	C/G	.....	Texas
6a. (Browns' choice traded to Dallas for LB Bruce Huther)			
6b. Whitwell, Mike (162).....	WR	.....	Texas A&M
(from Denver for LB Robert L. Jackson)			
7. (Browns' choice traded to Buffalo for RB Terry Miller)			
8a. Kafentzis, Mark (199).....	S	.....	Hawaii
8b. Hefflin, Van (204).....	TE	.....	Vanderbilt
(from Oakland for DE Lyle Alzado)			
8c. Jackson, Bill (211).....	S	.....	North Carolina
(from Washington for 10th round choice in 1981)			
9. Baker, Milton (227).....	TE	.....	West Texas State
10. Floyd, Ricky (255).....	RB	.....	Southern Mississippi
11. Michuta, Steve (282).....	QB	.....	Grand Valley (Mich.)
12. Nicolas, Scott (310).....	LB	.....	Miami

### 1983 - NFL

1. (Browns' choice traded to Buffalo along with Browns' 3rd round choice in 1984 and 5th round choice in 1985 for LB Tom Cousineau)			
2. Brown, Ron (41).....	WR	.....	Arizona State
3. Camp, Reggie (68).....	DE	.....	California
4. (Browns' choice traded to San Diego for LB Don Goode)			
5. Contz, Bill (122).....	T	.....	Penn State
6a. Stracka, Tim (145).....	TE	.....	Wisconsin
(from Chicago for C Gerry Sullivan)			
6b. Puzzioli, Dave (149).....	NT	.....	Pittsburgh
7a. Belk, Rocky (176).....	WR	.....	Miami (Fla.)
(from Chicago for LB Bruce Huther)			
7b. (Browns' choice traded to Philadelphia for DE Thomas Brown)			
8. McClean, Mike (209).....	G/T	.....	Temple
9. (Browns' choice traded to San Francisco for K Matt Bahr)			
10. Hopkins, Thomas (262).....	T	.....	Alabama A&M
11a. Green, Boyce (288).....	RB	.....	Carson-Newman
11b. McAdoo, Howard (305).....	LB	.....	Michigan State
(from L.A. Raiders for Greg Pruitt)			
12. Farren, Paul (316).....	C/T	.....	Boston University

### 1984 - NFL

1. Rogers, Don (18).....	S	.....	UCLA
2a. Rockins, Chris (48).....	S	.....	Oklahoma State
(from L.A. Rams for negotiating rights to WR Ron Brown)			
2b. Davis, Bruce (50).....	WR	.....	Baylor
3. (Browns' choice traded to Buffalo along with Browns' 1st round choice in 1983 and 5th round choice in 1985 for LB Tom Cousineau)			
4a. Bolden, Rickey (104).....	TE	.....	Southern Methodist
(from Denver for WR Dave Logan)			
4b. Brennan, Brian (104).....	WR	.....	Boston College
5. Piepkorn, Dave (131).....	T	.....	North Dakota State
6. Nugent, Terry (158).....	QB	.....	Colorado State
7. Dumont, Jim (190).....	LB	.....	Rutgers
8. (Browns' choice traded to N.Y. Jets for WR Bobby Jones)			
9a. Jones, Don (228).....	WR	.....	Texas A&M
(choice acquired from Philadelphia for LB Bill Cowher)			
9b. (Browns' choice traded to Chicago along with Browns' 10th, 11th and 12th round choices in 1984 for Bears' three picks in 1984 supplemental draft of players under contract to another league)			
10a. (Browns' choice traded to Chicago, see 9b.)			
10b. Byner, Earnest (280).....	RB	.....	East Carolina
(choice acquired from L.A. Raiders for G-T Henry Sheppard)			

11. (Browns' choice traded to Chicago, see 9b.)  
 12. (Browns' choice traded to Chicago, see 9b.)

### 1984 USFL Supplemental Draft

- 1a. Mack, Kevin (11).....RB.....Clemson  
 (choice acquired from Chicago for Browns' 9th, 10th, 11th and 12th round choices in 1984 NFL Draft)  
 1b. Johnson, Mike (18).....LB.....Virginia Tech  
 2a. McNeil, Gerald (44).....WR.....Baylor  
 (Choice acquired from Chicago, see 1a.)  
 2b. Robison, Tommy (50).....T.....Texas A&M  
 3a. West, Doug (71).....LB.....UCLA  
 (choice acquired from Chicago, see 1a)  
 3b. Bond, John (77).....QB.....Mississippi State

### 1985 - NFL

1. (Browns' choice traded to Buffalo along with 1st round choice in 1986, 3rd round choice in 1985 and 6th round choice in 1986 for Buffalo's first pick in 1985 supplemental draft)  
 2. Allen, Greg (35).....RB.....Florida State  
 3. (Browns' choice traded to Buffalo, see 1.)  
 4. (Browns' choice traded to Miami for WR Duriel Harris)  
 5. (Browns' choice traded to Buffalo along with Browns' 1st round choice in 1983 and 3rd round choice in 1984 for LB Tom Cousineau)  
 6. Krerowicz, Mark (147).....G.....Ohio State  
 7. Langhorne, Reggie (175).....WR.....Elizabeth City State  
 8. Banks, Fred (203).....WR.....Liberty Baptist  
 9. (Browns' choice traded to Philadelphia for DE Carl Hairston)  
 10. Williams, Larry (259).....G.....Notre Dame  
 11. Tucker, Travis (287).....TE.....S. Connecticut State  
 12. Swanson, Shane (315).....WR.....Nebraska

### 1985 NFL Supplemental Draft

1. Kosar, Bernie (1).....QB.....Miami (Fla.)  
 (from Buffalo for 1st round choice in 1985 and 1986, 3rd round choice in 1985 and 6th round choice in 1986)

### 1986 - NFL

1. (Browns' choice traded to Buffalo along with 1st round choice in 1985 3rd round in 1985 and a 6th round choice in 1986 for Buffalo's first pick in 1985 supplemental draft)  
 2. Slaughter, Webster (43).....WR.....San Diego State  
 3. (Browns' choice traded to Detroit for QB Gary Danielson)  
 4. (Browns' choice traded to L.A. Rams for WR Terry Greer)  
 5. Miller, Nick (127).....LB.....Arkansas  
 6. (Browns' choice traded to Buffalo, see 1.)  
 7a. Meyer, Jim (167).....T.....Illinois State  
 7b. Norseth, Mike (174).....QB.....Kansas  
 (from Kansas City for RB Boyce Green)  
 8. (Browns' choice traded to Philadelphia for LB Anthony Griggs)  
 9. Taylor, Danny (238).....DB.....Texas El Paso  
 10. Smith, Willie (265).....TE.....Miami (Fla.)  
 11. Dausin, Randy (292).....G.....Texas A&M  
 12. Simmons, King (319).....CB.....Texas Tech

### 1987 - NFL

1. Junkin, Mike (5).....LB.....Duke  
 (from San Diego along with second round choice for Browns' first and second round choices and LB Chip Banks)  
 2. Rakoczy, Gregg (32).....OT/C.....Miami (Fla.)  
 (from San Diego, see round 1.)  
 3a. Manoa, Tim (80).....FB.....Penn State  
 3b. Jaeger, Jeff (82).....K.....Washington  
 (from L.A. Rams in exchange for Browns' 4th, 5th and 12th round picks)  
 4. (Browns' choice to L.A. Rams, see 3b.)  
 5. (Browns' choice to L.A. Rams, see 3b.)  
 6. Braggs, Stephen (165).....DB.....Texas  
 7. (Browns' choice to Green Bay for WR John Jefferson)  
 8. Bullitt, Steve (220).....LB.....Texas A&M  
 9. (Browns' choice to Indianapolis for QB Mike Pagel)  
 10. Winters, Frank (276).....C.....Western Illinois  
 11. Brewton, Larry (303).....DB.....Temple  
 12. (Browns' choice to L.A. Rams, see 3b.)

### 1988 - NFL

1. Charlton, Clifford (21).....LB.....Florida  
 2. Perry, Michael Dean (50).....DL.....Clemson  
 3. Waiters, Van (77).....LB.....Indiana  
 4. Blaylock, Anthony (103).....CB.....Winston-Salem State  
 5. (Browns' choice traded to Phoenix for DE Al Baker)  
 6. (Browns' choice traded to Philadelphia along with CB D.D. Hoggard

- for DL Chris Pike)  
 7. Gash, Thane (188).....S.....East Tennessee State  
 8. Birden, J.J. (216).....WR.....Oregon  
 9. Copeland, Danny (244).....S.....Eastern Kentucky  
 10. Washington, Brian (272).....S.....Nebraska  
 11. Hawkins, Hendley (300).....WR.....Nebraska  
 12. Slayden, Steve (328).....QB.....Duke

### 1989 - NFL

1. Metcalf, Eric (13).....RB.....Texas  
 (from Denver for Browns' 1st, 2nd, 5th and 9th round choices)  
 2. Tillman, Lawyer (31).....WR.....Auburn  
 (from Green Bay along with 5th round choice for Browns' 3rd and 5th round choices, 1990 1st round choice and RB Herman Fontenot)  
 3. (Browns' choice to Green Bay, see round 2.)  
 4. Stewart, Andrew (107).....DE.....Cincinnati  
 5a. Kramer, Kyle (114).....S.....Bowling Green  
 (from Green Bay, see 2.)  
 5b. Joines, Vernon (116).....WR.....Maryland  
 (from Kansas City for LB Mike Junkin)  
 6. Wilkerson, Gary (160).....CB.....Penn State  
 7. Graybill, Mike (187).....OT.....Boston University  
 8. Aeilts, Rick (214).....TE.....S.E. Missouri State  
 9. (Browns' selection traded to Denver, see round 1.)  
 10. Buddenberg, John (274).....OT.....Akron  
 11. Plocki, Dan (301).....K.....Maryland  
 12. Brown, Marlon (328).....LB.....Memphis State

### 1990 - NFL

1. (Browns' choice traded to Green Bay along with 1989 2nd, 3rd and 5th round choices and RB Herman Fontenot for Packers' 1989 second and 5th round choices)  
 2. Hoard, Leroy (45).....RB.....Michigan  
 3. Pleasant, Anthony (73).....DE.....Tennessee State  
 4. Barnett, Harlon (101).....S.....Michigan State  
 5. Burnett, Rob (129).....DE.....Syracuse  
 6. Hilliard, Randy (177).....CB.....Northwestern State  
 7a. Galbraith, Scott (178).....TE.....USC  
 7b. (Browns' choice traded to San Diego for RB Barry Redden)  
 8. Jones, Jock (212).....LB.....Virginia Tech  
 9. Rowell, Eugene (240).....WR.....Southern Mississippi  
 10. Wallace, Mike (268).....CB.....Jackson State  
 11. Gordon, Clemente (296).....QB.....Grambling  
 12. Simien, Kerry (323).....WR.....Texas A&I

### 1991 - NFL

1. Turner, Eric (2).....S.....UCLA  
 2. King, Ed (29).....G.....Auburn  
 3. Jones, James (57).....DL.....Northern Iowa  
 4. Sagapolotele, Pio (85).....DL.....San Diego State  
 5. (Browns' choice traded to Miami for 1990 7th round choice)  
 6. Jackson, Michael (141).....WR.....Southern Mississippi  
 7. (Browns' choice traded to Green Bay for RB Brent Fullwood)  
 8. Conover, Frank (197).....DL.....Syracuse  
 9a. Irvin, Ray (225).....CB.....Central Florida  
 9b. Wiggins, Shawn (239).....WR.....Wyoming  
 (from Seattle for DL Bob Buczkowski)  
 10. Greenfield, Brian (252).....P.....Pittsburgh  
 11. Jones, Todd (280).....OL.....Henderson State  
 12. Austin, Elijah (308).....DL.....North Carolina State

### 1992 - NFL

1. Vardell, Tommy (9).....RB.....Stanford  
 2a. (Browns' choice traded to Dallas along with Browns' 5th round choice for Cowboys' 2nd, 3rd, 6th, 8th and 12th round choices)  
 2b. Rowe, Patrick (52).....WR.....San Diego State  
 (choice from Dallas, see 2a.)  
 3a. Johnson, Bill (65).....DL.....Michigan State  
 3b. Dixon, Gerald (78).....LB.....South Carolina  
 (choice from Dallas, see 2a.)  
 4. (Browns' choice traded to Philadelphia for OL Ken Reeves)  
 5. (Browns' choice to Dallas, see 2a.)  
 6a. Smith, Rico (143).....WR.....Colorado  
 (choice from Tampa Bay for Browns' 6th and 8th round choices)  
 6b. (Browns' choice to Tampa Bay, see 6a.)  
 7. Jones, Selwyn (177).....DB.....Colorado State  
 8a. (Browns' choice from Dallas to Tampa Bay, see 6a.)  
 8b. (Browns' choice to New England for OL Freddie Childress)  
 9. Hill, Tim (233).....DB.....Kansas  
 10. Lowe, Marcus (260).....DT.....Baylor

11. Olobia, Augustin (289).....WR.....Washington State  
 12a. McCant, Keithen (316).....QB.....Nebraska  
 12b. Simpson, Tim (329).....OL.....Illinois  
 (choice from Dallas, see 2a.)

### 1993 - NFL

- 1a. (Browns' choice traded to Denver for 1st and 3rd round choices)  
 1b. Everitt, Steve (14).....C/G.....Michigan  
 (from Denver, see 1a.)  
 2. Footman, Dan (42).....DE.....Florida State  
 3a. (Browns' choice traded to Detroit for DT Jerry Ball)  
 3b. Caldwell, Mike (83).....LB.....Middle Tennessee State  
 (from Denver, see 1a.)  
 4. (Browns' choice traded to Chicago for C Jay Hilgenberg)  
 5. Arvie, Herman (124).....OT.....Grambling  
 6. McKenzie, Rich (153).....LB.....Penn State  
 7. Hill, Travis (180).....LB.....Nebraska  
 8. (Browns choice traded to the L.A. Rams for LB Frank Stams)

### 1994 - NFL

- 1a. Langham, Antonio (9).....CB.....Alabama  
 1b. Alexander, Derrick (29).....WR.....Michigan  
 (from Philadelphia in exchange for the Browns' 2nd round choice and a 2nd round choice in the 1995 draft)  
 2. (Browns' choice to Philadelphia, see 1b.)  
 3. Bandison, Romeo (75).....DT.....Oregon  
 4. (Browns' choice traded to Miami for OL Gene Williams)  
 5. Booth, Issac (141).....DB.....California  
 6. Strait, Robert (171).....FB.....Baylor  
 7. Hewitt, Hamza (203).....OT.....Clemson

### 1995 - NFL

- 1a. (Browns' choice to San Francisco for 49ers' 1st, 3rd and 4th round choices and 1996 1st round pick)  
 1b. Powell, Craig (30).....LB.....Ohio State  
 (from San Francisco, see 1a.)  
 2. (Browns' choice to Philadelphia along with 1994 2nd round choice for Eagles' 1994 1st round choice)  
 3a. Zeier, Eric (84).....QB.....Georgia  
 3b. Frederick, Mike (94).....DE.....Virginia  
 (from San Francisco, see 1a.)  
 4a. (Browns' choice traded to Jacksonville for 1995 5th round choice and 1996 6th round choice)  
 4b. (Browns' choice traded to Philadelphia for 5th round choice and 1996 5th round choice)  
 5a. Pupua, Tau (136).....DT.....Weber State  
 (from Jacksonville, see 4a.)  
 5b. Miller, Mike (147).....WR.....Notre Dame  
 (from Philadelphia, see 4b.)  
 6. (Browns' choice traded to San Diego for CB Donald Frank)  
 7. Tellison, A.C. (231).....WR.....Miami (Fla.)  
 (from New England for the Browns' 1995 7th round choice)

### 1999 - NFL

1. Couch, Tim (1).....QB.....Kentucky  
 2a. Johnson, Kevin (32).....WR.....Syracuse  
 2b. Abdullah, Rahim (45).....LB.....Clemson  
 3a. McCutcheon, Daylon (62).....DB.....Southern California  
 3b. Smith, Marquis (76).....DB.....California  
 4a. (Browns' choice traded to San Francisco along with a 5th round choice for QB Ty Detmer and the 49ers' 4th round choice)  
 4b. (Browns choice traded to San Francisco for FB Marc Edwards)  
 4c. Rainer, Wali (124).....LB.....Virginia  
 (choice from San Francisco, see 4a.)  
 5a. (Browns' choice traded to San Francisco, see 4a.)  
 5b. Chiaverini, Darrin (148).....WR.....Colorado  
 6a. (Browns' choice traded to Seattle for two 6th round choices)  
 6b. Spriggs, Marcus (174).....DT.....Troy State  
 (from Chicago for a 6th round and two 7th round choices)  
 6c. Ogle, Kendall (187).....LB.....Maryland  
 (from Seattle, see 6a.)  
 6d. Dearth, James (191).....TE.....Tarleton State  
 (from Seattle, see 6a.)  
 7a. Hill, Madre (207).....RB.....Arkansas  
 7b. (Browns' choice traded to Chicago, see 6b.)  
 7c. (Browns' choice traded to Chicago, see 6b.)

### 2000 - NFL

1. Brown, Courtney (1).....DE.....Penn State  
 2. Northcutt, Dennis (32).....WR.....Arizona  
 3a. Prentice, Travis (63).....RB.....Miami (Ohio)

- 3b. Dawson, JaJuan (79).....WR.....Tulane  
 4a. Sanders, Lewis (95).....CB.....Maryland  
 4b. Shea, Aaron (110).....TE.....Michigan  
 5a. Malbrough, Anthony (130).....DB.....Texas Tech  
 5b. Chapman, Lamar (146).....DB.....Kansas State  
 6a. Wynn, Spergon (183).....QB.....Southwest Texas State  
 6b. Bedell, Brad (206).....OL.....Colorado  
 7a. Savea, Manuia (207).....OL.....Arizona  
 7b. Chandler, Eric (209).....DL.....Jackson State  
 (from Chicago along with 7th round choice for three 7th round choices)  
 7c. (Browns' choice traded to Chicago, see 7b.)  
 7d. Barnes, Rashidi (225).....S.....Colorado  
 (choice from Chicago, see 7b.)  
 7f. (Browns' choice traded to Chicago, see 7b.)  
 7g. (Browns' choice traded to Chicago, see 7b.)

### 2001 - NFL

1. Warren, Gerard (3).....DT.....Florida  
 2. Morgan, Quincy (33).....WR.....Kansas State  
 3. Jackson, James (65).....RB.....Miami (Fla.)  
 4. Henry, Anthony (97).....DB.....South Florida  
 5. Pharms, Jeremiah (134).....LB.....Washington  
 6. Jameson, Michael (165).....DB.....Texas A&M  
 7a. Zukauskas, Paul (203).....OL.....Boston College  
 7b. King, Andre (245).....WR.....Miami (Fla.)  
 (compensatory selection)

### 2002 - NFL

1. Green, William (16).....RB.....Boston College  
 2. Davis, Andre' (47).....WR.....Virginia Tech  
 3. Fowler, Melvin (76).....OL.....Maryland  
 4a. Bentley, Kevin (101).....LB.....Northwestern  
 4b. Taylor, Ben (111).....LB.....Virginia Tech  
 4c. Sanders, Darnell (122).....TE.....Ohio State  
 5. Davis, Andra (141).....LB.....Florida  
 7. Gonzalez, Joaquin (227).....OL.....Miami (Fla.)

### 2003 - NFL

1. Faine, Jeff (21).....C.....Notre Dame  
 2. Thompson, Chaun (52).....LB.....West Texas A&M  
 3. Crocker, Chris (84).....DB.....Marshall  
 4. Suggs, Lee, Jr. (115).....RB.....Virginia Tech  
 5a. Pontbriand, Ryan (142).....LS.....Rice  
 (from Minnesota for DL Stalin Colinet)  
 5b. Lehan, Michael (152).....DB.....Minnesota  
 6. Garay, Antonio (195).....DE.....Boston College

### 2004 - NFL

- 1a. Kellen Winslow (6).....TE.....Miami (Fla.)  
 (from Detroit along with 2nd round choice for Lions' 1st round choice)  
 1b. (Browns choice traded to Detroit, see 1a.)  
 2a. (Browns choice traded to Detroit, see 1a.)  
 2b. Jones, Sean (59).....S.....Georgia  
 (from Indianapolis along with 3rd, 5th and 6th round choices for Colts' 2nd and 5th round choices)  
 3. (Browns' choice traded to Indianapolis, see 2b.)  
 4. McCown, Luke (106).....QB.....Louisiana Tech  
 5a. (Browns' choice traded to Indianapolis, see 2b.)  
 5b. Gordon, Amon (161).....DL.....Stanford  
 (from Indianapolis, see 2b.)  
 6a. (Browns choice traded to Indianapolis, see 2b.)  
 6b. Chambers, Kirk (176).....OL.....Stanford  
 (from Buffalo for TE Mark Campbell)  
 7. Echemandu, Adimchinobe (208).....RB.....California

### 2005 - NFL

1. Edwards, Braylon (3).....WR.....Michigan  
 2. Pool, Brodney (34).....DB.....Oklahoma  
 3. Frye, Charlie (67).....QB.....Akron  
 4. Perkins, Antonio (103).....DB.....Oklahoma  
 5. McMillan, David (139).....DE/LB.....Kansas  
 6a. Speegle, Nick (176).....LB.....New Mexico  
 6b. Hoffman, Andrew (203).....DL.....Virginia  
 (from Tampa Bay for QB Luke McCown)  
 7. Dunn, Jonathan (217).....OL.....Virginia Tech

### 2006 - NFL

1. Wimbley, Kamerion (13).....LB.....Florida State  
 2. Jackson, D'Qwell (34).....LB.....Maryland  
 3. Wilson, Travis (78).....WR.....Oklahoma  
 4a. Williams, Leon (110).....LB.....Miami (Fla.)

4b. Sowell, Isaac (112).....	OL	Indiana
5a. Harrison, Jerome (145).....	RB	Washington State
5b. Minter, Demario (152).....	DB	Georgia
6a. Vickers, Lawrence (180).....	FB	Colorado
6b. Oshinowo, Babatunde (181).....	DT	Stanford
7. Hamilton, Justin (222).....	S	Virginia Tech

### 2007 - NFL

1a. Thomas, Joe (3).....	OT	Wisconsin
1b. Quinn, Brady (22).....	QB	Notre Dame
(from Dallas for Browns 2nd round choice and 2008 1st round choice)		
2a. (Browns' choice traded to Dallas, see 1b.)		
2b. Wright, Eric (53).....	DB	UNLV
(from Dallas along with 6th round choice for the Browns 3rd, 4th and 6th round choices)		
3. (Browns' choice traded to Dallas, see 2b.)		
4. (Browns' choice traded to Dallas, see 2b.)		
5. McDonald, Brandon (140).....	DB	Memphis
6a. (Browns' choice traded to Dallas, see 2b.)		
6b. Purcell, Melia (200).....	DL	Hawaii
(from Dallas along with a 7th round choice for Browns' 6th round choice)		
7a. Pittman, Chase (213).....	DL	LSU
7b. Steptoe, Syndric (234).....	WR	Arizona
(from Dallas, see 6b.)		

### 2008 - NFL

1. (Browns' choice along with 2007 2nd round choice traded to Dallas for QB Brady Quinn)		
2. (Browns' choice traded to Green Bay for DE Corey Williams)		
3. (Browns' choice traded to Detroit for DL Shaun Rogers)		
4a. Bell, Beau (104).....	DT	UNLV
4b. Rucker, Martin (111).....	TE	Missouri
(from Dallas for Browns' 2009 3rd round choice)		
5. (choice traded to Dallas along with 2008 fourth round pick to move up in the fourth round to select LB Beau Bell)		
6a. Rubin, Ahtyba (190).....	DT	Iowa State
6b. Hubbard, Paul (191).....	WR	Wisconsin
(from Philadelphia for Browns' 2009 5th round choice)		
7. Hall, Alex (231).....	LB	St. Augustine's

### 2009 - NFL

1a. (Browns' choice traded to N.Y. for Jets' 1st and 2nd round choices and DE Kenyon Coleman, DB Abram Elam and QB Brett Ratliff)		
1b. (Browns' choice traded to Tampa Bay for 1st and 6th round choices)		
1c. (Browns' choice traded to Philadelphia for 1st and 6th round choices)		
1d. Mack, Alex (21.....	C	California
(from Philadelphia, see 1c.)		
2a. Robiskie, Brian (36).....	WR	Ohio State
2b. Massaquoi, Mohamed (50).....	WR	Georgia
(from Tampa Bay along with 2010 5th round selection for TE Kellen Winslow)		
2c. Veikune, David (52).....	DE	Hawaii
(from New York Jets, see 1a.)		
4. Maiava, Kaluka (104).....	LB	USC
5. (Browns' choice traded to Philadelphia for 2008 6th round selection)		
6a. Carey, Don (177).....	DB	Norfolk State
6b. Francies, Coye (191).....	DB	San Jose State
(from Tampa Bay, see 1b.)		
6c. Davis, James (195).....	RB	Clemson
(from Philadelphia, see 1c.)		
7. (Browns' choice traded to Miami for DB Travis Daniels)		

### 2010 - NFL

1. Haden, Joe (7).....	DB	Florida
2a. Ward, T.J. (38).....	DB	Oregon
2b. Hardesty, Montario (59).....	RB	Tennessee
(from Philadelphia for Browns' 3rd and two 5th round choices)		

3a. (Browns' choice traded to Philadelphia, see 2b.)		
3b. McCoy, Colt (85).....	QB	Texas
(from Oakland for LB Kamerion Wimbley)		
3c. Lauvaq, Shawn (92).....	OL	Arizona State
(from N.Y. Jets along with 5th round selection, WR Chansi Stuckey and LB Jason Trusnik for WR Braylon Edwards)		
4. (Browns' choice traded to Philadelphia along with LB Alex Hall and 5th round choice for LB Chris Gocong and DB Sheldon Brown)		
5a. (Browns' choice traded to Philadelphia, see above 4.)		
5b. (Browns' choice traded to Philadelphia, see 2b.)		
5c. Asante, Larry (160).....	DB	Nebraska
(from N.Y. Jets, see above 3c.)		
6a. Mitchell, Carlton (177).....	WR	South Florida
6b. Geathers, Cliff (186).....	DL	South Carolina
(from Carolina for DL Louis Leonard)		
7. (Browns' choice traded to Detroit along with DL Corey Williams for 5th round selection, see above 2b.)		

### 2011 - NFL

1a. (Browns' choice traded to Atlanta for Falcons' 1st, 2nd and 4th round choices and 2012 1st and 4th round choices)		
1b. Taylor, Phil (21).....	DL	Baylor
(from Kansas City for Browns' 1st and 3rd round choices)		
2a. Sheard, Jabaal (37).....	DL	Pittsburgh
2b. Little, Greg (59).....	WR	North Carolina
(from Atlanta, see 1a.)		
3. (Browns' choice traded to Kansas City, see above 1b.)		
4a. Cameron, Jordan (102).....	TE	Southern California
4b. Marecic, Owen (124).....	FB	Stanford
(from Atlanta, see 1a.)		
5a. Skrine, Buster (137).....	DB	UT-Chattanooga
5b. Pinkston, Jason (150).....	OL	Pittsburgh
(from N.Y. Giants for 2 6th round choices)		
6a. (Browns choice traded to N.Y. Giants, see 5b.)		
6b. (Browns choice traded to N.Y. Giants, see 5b.)		
7a. (Browns' choice traded to Seattle for QB Seneca Wallace)		
7b. Hagg, Eric (248).....	DB	Nebraska
(compensatory choice)		

### 2012 - NFL

1a. Richardson, Trent (3).....	RB	Alabama
(from Minnesota for Browns' 1st, 4th, 5th and 7th round choices)		
1b. (Browns choice traded to Minnesota, see 1a.)		
1c. Weeden, Brandon (22).....	QB	Oklahoma State
(from Atlanta along with 4th round choice and Falcons' 2010 1st, 2nd and 4th round choices for Browns' 2011 1st round choice)		
2. Schwartz, Mitchell (37).....	OL	California
3a. (Browns choice traded to Denver for 3rd and 4th round choices)		
3b. Hughes, John (87).....	DL	Cincinnati
(from Denver, see 3a.)		
4a. Benjamin, Travis (100).....	WR	Miami (Fla.)
4b. (Browns choice traded to Minnesota, see 1a.)		
4c. Johnson, James-Michael (120).....	LB	Nevada
(from Denver, see 3a.)		
5a. (Browns choice traded to Minnesota, see 1a.)		
5b. Miller, Ryan (160).....	OL	Colorado
6a. (Browns choice traded to Minnesota for DL Jayme Mitchell)		
6b. Acho, Emmanuel (204).....	LB	Texas
(compensatory choice)		
6c. Winn, Billy (205).....	DT	Boise State
7a. (Browns choice traded to Minnesota, see 1a.)		
7b. Wade, Trevin (245).....	DB	Arizona
7c. Smalley, Brad (247).....	FB	Alabama

### 2012 NFL Supplemental Draft

2. Gordon, Josh (34).....	WR	Baylor
---------------------------	----	--------

## BROWNS MOVE UP FOR RICHARDSON

Last April the Browns traded a fourth, fifth and seventh round pick to Minnesota to move up one spot to draft running back Trent Richardson out of the University of Alabama with the third overall selection. The pick marked the highest slot that the Browns have ever drafted a running back. Richardson joins Jim Brown (1957 – 6th), Mike Pruitt (1976 – 7th) and Tommy Vardell (1992 – 9th) as the only running backs drafted by the Browns in the top 10.



## DRAFT CHOICES BY COLLEGE (UPDATED THROUGH 2012 DRAFT)

Abilene Christian.....2	Elizabeth City State.....2	Maryland State.....2	Pennsylvania.....2	Texas Western.....1
Adams State.....1	Evansville.....1	Massachusetts.....2	Penn State.....8	Toledo.....8
Akron.....3	Florida.....11	McMurray State.....1	Pittsburgh.....13	Trinity.....1
Alabama.....10	Florida A&M.....1	Memphis.....6	Princeton.....1	Troy State.....1
Alabama A&M.....1	Florida State.....12	Miami (Fla.).....10	Purdue.....22	Tufts.....1
Arizona.....14	Fresno State.....2	Miami (Ohio).....9	Rice.....8	Tulane.....8
Arizona State.....6	Georgetown Coll. (Ky.)...1	Michigan.....15	Rutgers.....1	Tulsa.....4
Arkansas.....8	Georgia.....11	Michigan State.....20	St. Augustine's.....1	Tuskegee.....1
Army.....2	Georgia Tech.....5	Middle Tennessee St.....1	St. Mary's.....1	UCLA.....5
Auburn.....6	Grambling.....8	Minnesota.....7	Sam Houston State.....1	Utah.....2
Austin.....1	Grand Valley.....1	Mississippi.....12	San Diego State.....7	Utah State.....1
Baldwin-Wallace.....1	Hamden-Sydney.....1	Mississippi Southern.....1	San Francisco.....1	Vanderbilt.....4
Ball State.....1	Harding.....1	Mississippi State.....6	San Jose State.....3	Villanova.....4
Baylor.....16	Hardin-Simmons.....2	Missouri.....6	Santa Barbara State.....1	Virginia.....9
Bemidji State.....1	Hawaii.....3	Missouri Valley.....1	Santa Clara.....3	Virginia Military.....2
Bluffton.....1	Heidelberg.....1	Morehead State.....1	Shaw.....2	VPI.....1
Boston College.....9	Henderson (Ark.).....1	Morgan State.....3	South Carolina.....6	Virginia Tech.....6
Boise State.....1	Houston.....6	Muhlenberg.....1	South Carolina State.....1	Wake Forest.....6
Boston University.....5	Idaho.....2	Murray State.....2	South Florida.....2	Washington.....5
Bowling Green.....9	Illinois.....14	Nebraska.....15	Southeast Louisiana.....2	Washington State.....5
Brown.....1	Illinois State.....2	Nevada.....1	Southeast Missouri St.....1	Washington University.....1
California.....8	Indiana.....7	Nevada-Las Vegas.....3	Southern California.....17	Washington & Lee.....1
California State (Pa.).....1	Iowa.....8	New Mexico.....2	Southern Con. State.....1	Wayne (Neb.).....1
Capital.....1	Iowa State.....5	New Mexico State.....2	SMU.....10	Waynesburg.....1
Carson-Newman.....1	Iowa State Teachers.....1	Nicholls State.....1	Southern Mississippi.....6	Weber State.....1
Central Florida.....1	Jackson State.....3	Norfolk State.....1	Southern University.....3	West Texas A&M.....1
Central Michigan.....1	John Carroll.....4	North Carolina.....9	SW Oklahoma State.....1	West Texas State.....2
Central Missouri.....1	Johnson C. Smith.....2	North Carolina Central.....3	Southwest Texas State.....3	West Virginia.....5
Chattanooga.....3	Kansas.....10	North Carolina State.....4	Stanford.....10	Western Kentucky.....2
Chico State.....1	Kansas State.....5	North Dakota State.....1	Stephen F. Austin.....1	Western Illinois.....2
Cincinnati.....2	Kent State.....5	North Texas State.....4	Sterling.....1	Western Michigan.....2
Clarion State.....1	Kentucky.....7	Northern Colorado.....1	Superior State.....1	Western Reserve.....1
Clemson.....7	Langston.....1	Northern Iowa.....1	Syracuse.....14	Wichita.....1
Colorado.....14	Lehigh.....2	Northern Michigan.....1	Tampa.....4	William & Mary.....2
Colorado State.....2	Lenoir-Rhyne.....1	Northwest Louisiana.....3	Tarleton State.....1	Winston-Salem State.....1
Dartmouth.....1	Lewis & Clark.....1	Northwest Oklahoma.....1	Temple.....5	Wisconsin.....8
Dayton.....3	Liberty.....1	Northwestern.....5	Tennessee.....12	Wisconsin-La Crosse.....2
Defiance.....1	Lincoln (Mo.).....1	Northwestern State.....1	Tennessee-Martin.....1	Wisconsin-River Falls.....1
Denver.....1	Livingston State.....1	Notre Dame.....13	Tennessee State.....5	Wisconsin-Whitewater.....1
Detroit.....2	Los Angeles State.....1	Ohio.....2	Tennessee Tech.....1	Wittenberg.....1
Duke.....11	Louisiana State.....8	Ohio State.....3	Texas.....12	Wyoming.....3
East Carolina.....2	Louisiana Tech.....2	Oklahoma.....14	Texas A&I.....2	Xavier.....6
East Central Okla.....1	Louisville.....2	Oklahoma A&M.....1	Texas-Arlington.....2	Youngstown.....1
East Tennessee State.....1	Loyola (Calif.).....2	Oklahoma State.....5	Texas A&M.....11	
East Texas State.....1	Maine.....2	Oregon.....4	Texas Christian.....5	
Eastern Kentucky.....2	Marshall.....3	Oregon State.....3	Texas-El Paso.....2	
Edinboro State.....1	Maryland.....15	Pacific.....7	Texas Tech.....5	

### BROWNS TOP CHOICE BY SCHOOL

The Ohio State University leads all schools with 33 players selected by the Browns in the NFL Draft. The Big Ten Conference represents the top three schools with the most players chosen by the Browns.

#### SCHOOL

1. Ohio State.....	33
2. Purdue.....	22
3. Michigan State.....	20
4. Southern California.....	17
5. Baylor.....	16

#### DRAFTTEES

## 1999 EXPANSION DRAFT

1. OL Jim Pyne (Detroit); 2. DE Hurvin McCormack (Dallas); 3. OL Scott Rehberg (New England); 4. WR Damon Gibson (Cincinnati); 5. C Steve Gordon (San Francisco); 6. LB/FB Tarek Saleh (Carolina); 7. OL Jeff Buckley (Miami); 8. LB Jason Kyle (Seattle); 9. DE Rod Manuel (Pittsburgh); 10. LB Lenoy Jones (Tennessee); 11. DB Tim McTyer (Philadelphia); 12. LB Elijah Alexander (Indianapolis); 13. OT Pete Swanson (Kansas City); 14. DB Gerome Williams (San Diego); 15. DB Marlon Forbes (Chicago); 16. WR Justin Armour (Denver); 17. OL Paul Wiggins (Washington); 18. DB Duane Butler (Minnesota); 19. WR Fred Brock (Arizona); 20. DB Kory Blackwell (New York Giants); 21. DB Kevin Devine (Jacksonville); 22. DB Ray Jackson (Buffalo); 23. OL Jim Bundren (New York Jets); 24. OL Ben Cavin (Baltimore); 25. RB Michael Blair (Green Bay); 26. DL Antonio Anderson (Dallas); 27. OL Orlando Bobo (Minnesota); 28. LB James Williams (San Francisco); 29. QB Scott Milanovich (Tampa Bay); 30. DB Eric Stokes (Seattle); 31. RB Ronald Moore (Arizona); 32. FB Clarence Williams (Buffalo); 33. WR Freddie Solomon (Philadelphia); 34. DB Brandon Sanders (New York Giants); 35. DL Mike Thompson (Cincinnati); 36. RB Jerris McPhail (Detroit); 37. CB Antonio Langham (San Francisco).

## FREE AGENCY

### 2012

**Players Signed by Browns:** DL Frostee Rucker (Cincinnati); DL Juqua Parker (Philadelphia).

**Former Browns Players Signed by Other Clubs:** DB Mike Adams (Denver); OL Artis Hicks (Miami); RB Peyton Hillis (Kansas City); OL Steve Vallos (Philadelphia).

### 2011

**Players Signed by Browns:** RB Brandon Jackson (Green Bay); DB Dimitri Patterson (Philadelphia); DB Usama Young (New Orleans).

**Former Browns Players Signed by Other Clubs:** DB Abram Elam (Dallas); DB Sabby Piscitelli (Kansas City); WR Chansi Stuckey (Arizona); LB Jason Trusnik (Miami); FB Lawrence Vickers (Houston); OL Floyd Womack (Arizona); DB Eric Wright (Detroit).

### 2010

**Players Signed by Browns:** LB Scott Fujita (New Orleans); OL Tony Pashos (San Francisco); TE Benjamin Watson (New England).

**Former Browns Players Signed by Other Clubs:** TE Michael Gaines (Houston); OL Rex Hadnot (Arizona).

### 2009

**Players Signed by Browns:** LB Eric Barton (N.Y. Jets); LB David Bowens (N.Y. Jets); DB Corey Ivy (Baltimore); DL C. J. Mosley (N.Y. Jets); DB Hank Poteat (N.Y. Jets); OL John St. Clair (Chicago); OL Floyd Womack (Seattle).

**Former Browns Players Signed by Other Clubs:** LB Andra Davis (Denver); DB Travis Daniels (Kansas City); TE Darnell Dinkins (New Orleans); DB Sean Jones (Philadelphia); OL Seth McKinney (Buffalo); RB Jason Wright (Arizona); OL Scott Young (Denver).

### 2008

**Players Signed by Browns:** OL Rex Hadnot (Miami); LB Shantee Orr (Jacksonville); WR Donté Stallworth (New England).

**Former Browns Players Signed by Other Clubs:** DB Ricardo Colclough (Carolina); DL\*Simon Fraser (Atlanta); LB Matt Stewart (Arizona); LB Chaun Thompson (Houston).

Note: \*Restricted free agent

### 2007

**Players Signed by Browns:** RB Jamal Lewis (Baltimore); OL Seth McKinney (Miami); LB Antwan Peek (Houston); OL Eric Steinbach (Cincinnati); DL Robaire Smith (Tennessee); DT \*Shaun Smith (Cincinnati); DB Kenny Wright (Washington).

**Former Browns Players Signed by Other Clubs:** DE Alvin McKinley (Denver); WR Dennis Northcutt (Jacksonville); S Brian Russell (Seattle); FB Terrelle Smith (Arizona).

Note: \*Restricted free agent

### 2006

**Players Signed by Browns:** OL LeCharles Bentley (New Orleans); TE Darnell Dinkins (Baltimore); OL Bob Hallen (San Diego); WR Joe Jurevicius (Seattle); LB Willie McGinest (New England); OL Kevin Shaffer (Atlanta); NT Ted Washington (Oakland); P Dave Zastudil (Baltimore).

**Former Browns Players Signed by Other Clubs:** WR Antonio Bryant (San Francisco); TE Keith Heinrich (Miami); LB Kenard Lang (Denver); DB Michael Lehan (Miami); OL Mike Pucillo (Washington); TE Aaron Shea (San Diego); OL L.J. Shelton (Miami); LB Ben Taylor (Green Bay).

### 2005

**Players Signed by Browns:** OL Joe Andruzzi (New England); DB Gary Baxter (Baltimore); OL Cosey Coleman (Tampa Bay); DL Jason Fisk (San Diego); P Kyle Richardson (Cincinnati); DB \*Brian Russell (Minnesota); LB Matt Stewart (Atlanta).

**Former Browns Players Signed by Other Clubs:** LB \*Kevin Bentley (Seattle); OL Damion Cook (Miami); LB Barry Gardner (N.Y. Jets); OL \*Joaquin Gonzalez (Indianapolis); DB Anthony Henry (Dallas); QB Kelly Holcomb (Buffalo); LB Warrick Holdman (Washington); DB Lewis Sanders (Houston).

Note: \*Restricted free agent

### 2004

**Players Signed by Browns:** DL Ebenezer Ekuban (Dallas); QB Jeff Garcia (San Francisco); OL Kelvin Garmon (San Diego); LB Warrick Holdman (Chicago); FB Terrelle Smith (New Orleans).

**Former Browns Players Signed by Other Clubs:** P Chris Gardocki (Pittsburgh); OL Shaun O'Hara (N.Y. Giants); DB Lewis Sanders (Jacksonville); OL Barry Stokes (N.Y. Giants).

### 2003

**Players Signed by Browns:** LB Barry Gardner (Philadelphia).

**Former Browns Players Signed by Other Clubs:** OL Dave Wohlabaugh (St. Louis); LB Earl Holmes (Detroit); DB Cory Fuller (Baltimore); LB Dwayne Rudd (Tampa Bay); DB Chris Akins (New England); LS Ryan Kuehl (New York Giants).

### 2002

**Players Signed by Browns:** S Robert Griffith (Minnesota); LB Earl Holmes (Pittsburgh); DL Kenard Lang (Washington); WR Chris Sanders (Tennessee); OL Barry Stokes (Green Bay); OL Ryan Tucker (St. Louis).

**Former Browns Players Signed by Other Clubs:** DE Keith McKenzie (Chicago); OL Roman Oben (Tampa Bay); O.J. Santiago (Minnesota); DL Greg Spires (Tampa Bay).

## 2001

**Players Signed by Browns:** LB Brant Boyer (Jacksonville); TE Ricky Dudley (Oakland); RB Curtis Enis (Chicago); QB Kelly Holcomb (Indianapolis); LB Wayne Rudd (Minnesota); FB Mike Sellers (Washington); DT Mark Smith (Arizona); OL Ross Verba (Green Bay).

**Former Browns Players Signed by Other Clubs:** FB Marc Edwards (New England); WR David Patten (New England).

## 2000

**Players Signed by Browns:** DB Percy Ellsworth (N.Y. Giants); OL Everett Lindsay (Baltimore); DE Keith McKenzie (Green Bay); LB Marty Moore (New England); OT Roman Oben (N.Y. Giants); WR David Patten (N.Y. Giants); RB Errict Rhett (Baltimore); DL Orpheus Roye (Pittsburgh).

**Former Browns Players Signed by Other Clubs:** OL Orlando Bobo (Baltimore); T Lomas Brown (N.Y. Giants); CB Antonio Langham (New England); QB Jamie Martin (Jacksonville); CB Ryan McNeil (Dallas); DB Marquez Pope (Oakland); OL Scott Rehberg (Cincinnati); WR Leslie Shepherd (Miami); LB-DE John Thierry (Green Bay).

## 1999

**Players Signed by Browns:** DE Derrick Alexander (Minnesota); DT Jerry Ball (Minnesota); T Lomas Brown (Arizona); T Orlando Brown (Baltimore); CB Corey Fuller (Minnesota); P Chris Gardocki (Indianapolis); DT Darius Holland (Detroit); DT John Jurkovic (Jacksonville); RB Terry Kirby (San Francisco); CB Ryan McNell (St. Louis); LB Jamir Miller (Arizona); DB Marquez Pope (San Francisco); WR Leslie Shepherd (Washington); LB John Thierry (Chicago); C Dave Wohlabaugh (New England).

## 1995

**Players Signed by Browns:** DT Tim Goad (New England); WR Andre Rison (Atlanta); CB Johnny Thomas (Washington); RB Lorenzo White (Houston).

**Former Browns Players Signed by Other Clubs:** RB Randy Baldwin (Carolina); DT James Jones (Denver); LB Frank Stams (Carolina).

Note: lost WR Mark Carrier to Carolina in expansion draft.

## 1994

**Players Signed by Browns:** LB Carl Banks (Washington); RB Earnest Byner (Washington); CB Don Griffin (San Francisco); TE Walter Reeves (Arizona); QB Mark Rypien (Washington); OL Mike Withycombe (San Diego).

**Former Browns Players Signed by Other Clubs:** P Brian Hansen (N.Y. Jets); CB Randy Hilliard (Denver); LB Mike Johnson (Detroit); LB Clay Matthews (Atlanta).

## 1993

**Players Signed by Browns:** WR Mark Carrier (Tampa Bay); OL Houston Hoover (Atlanta); WR Hassan Jones (Minnesota); CB Najee Mustafaa (Minnesota); QB Vinny Testaverde (Tampa Bay).

**Former Browns Players Signed by Other Clubs:** WR Webster Slaughter (Houston); TE Mark Bavaro (New England); QB Mike Tomczak (Pittsburgh).

## PLAN "B" FREE AGENTS (1989-92)

### 1992

**Players Signed by Browns During "Plan B" (11):** RB James Brooks (Cincinnati); WR Jamie Holland (L.A. Raiders); CB Alonzo Hampton (Tampa); TE Pete Holohan (Kansas City); WR Keenan McCardell (Washington); S Stevon Moore (Miami); LB Anthony Moss (N.Y. Giants); RB Bruce Perkins (Indianapolis); CB Terry Taylor (Detroit); RB Ron Wolfley (Arizona); S Tony Zachary (New England).

**Former Browns Players Signed by Other Clubs During "Plan B" (6):** DT Frank Conover (Green Bay); S Thane Gash (San Francisco); CB Ray Irvin (Kansas City); CB Joe King (Tampa Bay); WR Reggie Langhorne (Indianapolis); WR Mike Oliphant (Seattle).

### 1991

**Players Signed by Browns During "Plan B" (11):** TE Charles Arbuckle (New Orleans); LB David Brandon (San Diego); LB Richard Brown (San Diego); P Brian Hansen (New England); K Mike Lansford (L.A. Rams—failed physical); S Vince Newsome (L.A. Rams); QB Todd Philcox (Cincinnati); G John Rienstra (Pittsburgh); RB Lee Rouson (N.Y. Giants); K Matt Stover (N.Y. Giants); T Rob Woods (Kansas City).

**Former Browns Players Signed by Other Clubs During "Plan B" (6):** DE Robert Banks (Houston); LB Marcus Cotton (Seattle); DL Marlon Jones (Tampa Bay); FB Tim Manoa (New Orleans); DT Chris Pike (San Diego); S Felix Wright (Minnesota).

### 1990

**Players Signed by Browns During "Plan B" (6):** C Mike Baab (New England); CB Raymond Clayborn (New England); LB Lawrence McGrew (New England); LB Ken Rose (N.Y. Jets); G Ralph Tamm (Washington); DE Rhondy Weston (Tampa Bay).

**Former Browns Players Signed by Other Clubs During "Plan B" (5):** CB Hanford Dixon (San Francisco); RB Keith Jones (Dallas); S Robert Lyons (Minnesota); WR Gerald McNeil (Houston); TE Ron Middleton (Washington).

### 1989

**Players Signed by Browns During "Plan B" (14):** DE Al Baker (Minnesota); OG Ted Banker (N.Y. Jets); DE Robert Banks (Houston); C Tom Baugh (Kansas City); WR Ray Butler (Seattle); RB Patrick Collins (Green Bay); DL Tom Gibson (New England); CB Kerry Glenn (N.Y. Jets); RB Keith Jones (L.A. Rams); LB Barry Krauss (Indianapolis); QB Mike Norseth (Cincinnati); WR Darryl Usher (New England); P Bryan Wagner (Chicago); WR Chris Woods (L.A. Raiders).

**Former Browns Players Signed by Other Clubs During "Plan B" (10):** DE Sam Clancy (Indianapolis); S Danny Copeland (Kansas City); NT Bob Golic (L.A. Raiders); K Jeff Jaeger (L.A. Raiders); TE Jeff Modesitt (Atlanta); P Max Runager (Kansas City); QB Steve Slayden (Kansas City); WR Clarence Weathers (Indianapolis); G Larry Williams (San Diego); C Frank Winters (N.Y. Giants).

## TEAM TRADE HISTORY

### 2/12/1999

Cleveland acquired defensive end Roy Barker and tight end Irv Smith from San Francisco for past considerations.

### 2/26/1999

Cleveland traded a fourth-round selection (110th overall) and a fifth-round selection (134th overall) in the 1999 NFL Draft to San Francisco for quarterback Ty Detmer and a fourth-round selection (124th overall) in 1999.

### 4/18/1999

Cleveland traded a fourth-round draft choice (96th overall) in 1999 to San Francisco for fullback Marc Edwards.

### 4/18/1999

Cleveland traded a sixth-round selection (170th overall) in the 1999 NFL Draft to Seattle for two sixth-round picks (187th overall and 191st overall).

### 4/18/1999

Cleveland traded two seventh-round picks (221st and 253rd overall) in the 1999 NFL Draft to Chicago for a sixth-round (174th overall) pick.

### 4/22/1999

Cleveland acquired running back Sedrick Shaw from New England for past considerations.

### 9/28/1999

Cleveland traded defensive tackle Jerry Ball to Minnesota for defensive end Stalin Colinet and a seventh-round draft choice.

### 10/19/1999

Cleveland traded a sixth-round (167th overall) selection in the 2000 NFL Draft to Miami for running back Karim Abdul-Jabbar.

### 4/16/2000

Cleveland traded two seventh-round (223rd and 254th overall) picks to Chicago for two seventh-round draft choices (209th and 225th overall).

### \*8/14/2001

Cleveland traded offensive lineman Everett Lindsay to Minnesota for a conditional draft choice.

### 8/28/2001

Cleveland traded wide receiver Darrin Chiaverini to Dallas for a conditional draft choice, however, the conditions of the trade were not met and the Browns did not receive compensation.

### 9/2/2001

Cleveland traded quarterback Ty Detmer to Detroit for a fourth-round choice in the 2002 NFL Draft.

### \*9/2/2001

Cleveland traded running back Travis Prentice and quarterback Spergon Wynn to Minnesota for conditional draft choices.

### \*10/16/2001

Cleveland traded defensive end Stalin Colinet to Minnesota for a conditional draft choice.

### 3/8/2002

Cleveland traded a conditional seventh-round draft choice in 2004 to Miami for running back J.J. Johnson.

### 4/20/2002

Cleveland traded linebacker Wali Rainer and a third-round draft choice (79th overall) to Jacksonville for a third-round draft choice (76th overall).

### 4/21/2002

Cleveland traded a fifth-round draft choice (147th overall) and a sixth-round draft choice (189th overall) to Oakland for a fourth-round choice (122nd overall).

\*Cleveland's trades with Minnesota involving Everett Lindsay, Travis Prentice, Spergon Wynn and Stalin Colinet ultimately resulted in the Browns receiving fifth round draft choices from Minnesota in the 2002 and 2003 NFL Draft.

### 8/31/2002

Cleveland traded a seventh-round draft choice in the 2003 draft to San Diego for tight end Steve Heiden (Chargers also had the option of switching sixth-round picks in 2003).

### 2/28/2003

Cleveland traded tight end Mark Campbell to Buffalo for an undisclosed 2004 draft choice.

### 4/24/2004

Cleveland traded a 2004 first-round and second-round choices to Detroit for the Lions 2004 first-round choice (sixth overall).

Cleveland traded a 2004 third-round, fifth-round and sixth-round choices to Indianapolis for a second and fifth-round choices.

### 3/2/2005

Cleveland traded defensive lineman Gerard Warren to Denver for a fourth round choice in the 2005 draft.

### 3/5/2005

Cleveland traded a 2005 fourth-round draft choice to Seattle for quarterback Trent Dilfer.

### 3/30/2005

Cleveland traded defensive ends Ebenezer Ekuban and Michael Myers to Denver for running back Reuben Droughns.

### 4/24/2005

Cleveland traded quarterback Luke McCown to Tampa Bay for a 2005 sixth-round draft choice (203rd overall).

### 8/22/2005

Cleveland traded wide receiver Andre Davis to New England for an undisclosed draft choice.

### 9/4/2005

Cleveland traded offensive lineman Melvin Fowler to Minnesota for offensive lineman Nat Dorsey.

### 3/20/2006

Cleveland traded safety Chris Crocker to Atlanta for a fourth-round choice in the 2006 NFL draft.

### 4/29/2006

Cleveland traded a 2006 first-round choice (12th overall) to Baltimore for a 2006 first-round choice (13th overall) and 2006 sixth-round choice (181st overall).

Cleveland traded center Jeff Faine and a 2006 second-round choice (43rd overall) to New Orleans for a 2006 second-round choice (34th overall).

### 5/4/2006

Cleveland traded quarterback Trent Dilfer to San Francisco for an undisclosed 2007 draft choice and quarterback Ken Dorsey.

### 8/8/2006

Cleveland traded an undisclosed draft pick to New England for offensive lineman Ross Tucker.

### 8/22/2006

Cleveland traded wide receiver Carlton Brewster to Green Bay for defensive back Therrian Fontenot.

### 8/24/2006

Cleveland traded a conditional draft choice to Chicago for offensive lineman Lennie Friedman.

### 9/2/2006

Cleveland traded an undisclosed 2008 draft choice to Philadelphia for offensive lineman Hank Fraley.

### 3/9/2007

Cleveland traded running back Reuben Droughns to N.Y. Giants for wide receiver Tim Carter.

### 4/28/2007

Cleveland traded a 2007 second-round choice (36th overall) and a 2008 first-round choice to Dallas for a 2007 first-round choice (22nd overall).

**4/28/2007**

Cleveland traded its 2007 third-round (67th overall), fourth-round (103rd overall) and their sixth-round choice (178th overall) to Dallas for a second-round choice (53rd overall) and sixth-round choice (195th overall).

**4/29/2007**

Cleveland traded a sixth-round choice (195th overall) to Dallas for a sixth-round choice (200th overall) and a seventh-round choice (234th overall).

**9/11/2007**

Cleveland traded quarterback Charlie Frye to Seattle for a 2008 sixth-round draft choice.

**2/29/2008**

Cleveland traded a 2008 second-round draft choice to Green Bay for defensive lineman Corey Williams.

**3/4/2008**

Cleveland traded defensive back Leigh Bodden and a 2008 third-round draft choice to Detroit for defensive lineman Shaun Rogers.

**4/27/2008**

Cleveland traded a 2008 fourth-round choice (122nd overall) and a 2008 fifth-round choice (155th overall) to Dallas for a 2008 fourth round choice (104th overall).

**4/27/2008**

Cleveland traded a 2009 third-round selection to Dallas for a 2008 fourth-round selection (111th overall).

**4/27/2008**

Cleveland traded a 2009 fifth-round selection to Philadelphia for a 2008 sixth-round selection (191st overall).

**8/20/2008**

Cleveland traded an undisclosed draft choice to Miami for defensive back Travis Daniels.

**2/27/2009**

Cleveland traded tight end Kellen Winslow to Tampa Bay for undisclosed draft picks.

**4/25/2009**

Cleveland traded a 2009 first-round selection (fifth overall) to N.Y. Jets for a 2009 first-round choice (17th overall), second-round choice (52nd overall), and defensive lineman Kenyon Coleman, defensive back Abram Elam and quarterback Brett Ratliff.

Cleveland traded a 2009 first-round choice (17th overall) to Tampa Bay for a 2009 first-round choice (19th overall) and sixth-round choice (191st overall).

Cleveland traded a 2009 first-round choice (19th overall) to Philadelphia for a 2009 first-round choice (21st overall) and sixth-round choice (195th overall).

**9/1/2009**

Cleveland traded defensive lineman Louis Leonard to Carolina for an undisclosed draft choice.

**10/7/2009**

Cleveland traded wide receiver Braylon Edwards to N.Y. Jets for wide receiver Chansi Stuckey, linebacker Jason Trusnik and undisclosed draft choices.

**3/3/2010**

Cleveland traded defensive lineman Corey Williams and a 2010 seventh-round draft choice to Detroit Lions for a 2010 fifth-round pick.

**3/10/2010**

Cleveland traded an undisclosed 2011 draft choice to Seattle for quarterback Seneca Wallace.

**3/14/2010**

Cleveland traded quarterback Brady Quinn to Denver for running back Peyton Hillis and a 2011 sixth-round draft choice and a 2012 conditional draft choice.

**3/15/2010**

Cleveland traded linebacker Kamerion Wimbley to Oakland for a 2010 third-round pick (85th overall).

**4/6/2010**

Cleveland traded linebacker Alex Hall, a 2010 fourth-round draft choice and a 2010 fifth-round draft choice to Philadelphia for defensive back Sheldon Brown and linebacker Chris Gocong.

**4/24/2010**

Cleveland traded a 2010 third-round (92nd overall) and two fifth-round selections (134th and 146th overall) to Philadelphia for a 2010 second round choice (59th).

**10/6/2010**

Cleveland traded 2012 sixth-round draft choice to Minnesota for defensive lineman Jayme Mitchell.

**10/14/2010**

Cleveland traded running back Jerome Harrison to Philadelphia for running back Mike Bell.

**4/28/2011**

Cleveland traded a 2011 first-round (6th overall) selection to Atlanta for a 2011 first (27th overall), second (59th overall) and fourth (124th overall) round choices along with a 2012 first round and fourth round picks.

**4/28/2011**

Cleveland traded a 2011 first (27th overall) and third (70th overall) round choices to Kansas City for a 2011 first-round (21st overall) pick.

**4/30/2011**

Cleveland traded two 2011 sixth (168th and 170th overall) round choices to Minnesota for a 2011 fifth-round (150th overall) pick.

**8/1/2011**

Cleveland traded an undisclosed 2012 draft choice to St. Louis for OL John Greco.

**4/26/2012**

Cleveland traded a 2012 first (fourth overall), fourth (118th overall), fifth (139th overall) and seventh (211th overall) round choices to Minnesota for a 2012 first round (third overall) choice.

**4/27/2012**

Cleveland traded a 2012 third (67th overall) round choice to Denver for a 2012 third (87th overall) and fourth (120th overall) round choices.

**NFL FREE AGENCY MOVEMENT**

The following chart details veteran free agents who signed with new teams since the inception of NFL free agency in 1993.

Year	Unrestricted	Restricted	Transition	Franchise	TOTALS
1993	108	8	4	1	121
1994	121	7	4	0	132
1995	171	6	2	0	179
1996	100	4	2	0	106
1997	86	2	2	0	90
1998	112	4	1	2	119
1999	115	2	1	0	118
2000	107	4	0	0	111
2001	93	4	0	0	97
2002	130	1	0	0	131

Year	Unrestricted	Restricted	Transition	Franchise	TOTALS
2003	111	5	1	0	117
2004	124	1	1	0	126
2005	104	3	0	0	107
2006	149	4	1	0	154
2007	126	4	0	0	130
2008	132	3	0	0	135
2009	128	0	0	0	128
2010	51	1	0	0	52
2011	163	0	0	0	163



# BROWNS VS. NFL TEAMS

\*Indicates playoff game

## RESULTS VS. ARIZONA CARDINALS

Chicago Cardinals	10/15/1950	W	34-24
at Chicago Cardinals	11/5/1950	W	10-7
at Chicago Cardinals	11/4/1951	W	34-17
Chicago Cardinals	12/2/1951	W	49-28
Chicago Cardinals	11/9/1952	W	28-13
at Chicago Cardinals	12/7/1952	W	10-0
at Chicago Cardinals	10/4/1953	W	27-7
Chicago Cardinals	11/29/1953	W	27-16
Chicago Cardinals	10/10/1954	W	31-7
at Chicago Cardinals	10/24/1954	W	35-3
at Chicago Cardinals	10/30/1955	W	26-20
Chicago Cardinals	12/11/1955	W	35-24
at Chicago Cardinals	9/30/1956	L	7-9
Chicago Cardinals	12/16/1956	L	7-24
at Chicago Cardinals	10/27/1957	W	17-7
Chicago Cardinals	12/1/1957	W	31-0
Chicago Cardinals	10/12/1958	W	35-28
at Chicago Cardinals	10/26/1958	W	38-24
at Chicago Cardinals	10/4/1959	W	34-7
Chicago Cardinals	10/18/1959	W	17-7
St. Louis Cardinals	11/13/1960	W	28-27
at St. Louis Cardinals	11/27/1960	T	17-17
St. Louis Cardinals	9/24/1961	W	20-17
at St. Louis Cardinals	10/29/1961	W	21-10
at St. Louis Cardinals	10/21/1962	W	34-7
St. Louis Cardinals	11/18/1962	W	38-14
St. Louis Cardinals	11/17/1963	L	14-20
at St. Louis Cardinals	12/1/1963	W	24-10
St. Louis Cardinals	9/20/1964	T	33-33
at St. Louis Cardinals	12/6/1964	L	19-28
St. Louis Cardinals	9/26/1965	L	13-49
at St. Louis Cardinals	12/19/1965	W	27-24
St. Louis Cardinals	9/25/1966	L	28-34
at St. Louis Cardinals	12/17/1966	W	38-10
St. Louis Cardinals	10/15/1967	W	20-16
at St. Louis Cardinals	12/10/1967	W	20-16
St. Louis Cardinals	10/13/1968	L	21-27
at St. Louis Cardinals	12/14/1968	L	16-27
St. Louis Cardinals	10/26/1969	T	21-21
at St. Louis Cardinals	12/14/1969	W	27-21
at St. Louis Cardinals	9/29/1974	L	7-29
at St. Louis Cardinals	10/28/1979	W	38-20
St. Louis Cardinals	9/8/1985	L	24-27 OT
at Phoenix Cardinals	10/23/1988	W	29-21
Arizona Cardinals	9/18/1994	W	32-0
at Arizona Cardinals	10/8/2000	L	21-29
Arizona Cardinals	11/16/2003	W	44-6
at Arizona Cardinals	12/2/2007	L	21-27
at Arizona Cardinals	12/18/2011	L	17-20 OT
<b>Regular Season Totals</b>	<b>33-13-3</b>	<b>.704</b>	
<b>Home</b>	<b>15-6-2</b>	<b>.700</b>	
<b>Away</b>	<b>18-7-1</b>	<b>.712</b>	

## RESULTS VS. ATLANTA FALCONS

at Atlanta Falcons	10/30/1966	W	49-17
Atlanta Falcons	10/27/1968	W	30-7
Atlanta Falcons	10/31/1971	L	14-31
at Atlanta Falcons	10/17/1976	W	20-17
at Atlanta Falcons	9/17/1978	W	24-16
Atlanta Falcons	9/27/1981	W	28-17
at Atlanta Falcons	11/18/1984	W	23-7
Atlanta Falcons	11/8/1987	W	38-3
Atlanta Falcons	12/16/1990	W	13-10
at Atlanta Falcons	11/28/1993	L	14-17
Atlanta Falcons	12/29/2002	W	24-16
at Atlanta Falcons	11/12/2006	W	17-13
Atlanta Falcons	10/10/2010	L	10-20

<b>Regular Season Totals</b>	<b>10-3-0</b>	<b>.769</b>
<b>Home</b>	<b>5-2-0</b>	<b>.714</b>
<b>Away</b>	<b>5-1-0</b>	<b>.833</b>

## RESULTS VS. BALTIMORE RAVENS

at Baltimore Ravens	9/26/1999	L	10-17
Baltimore Ravens	11/7/1999	L	9-41
Baltimore Ravens	10/1/2000	L	0-12
at Baltimore Ravens	11/26/2000	L	7-44
Baltimore Ravens	10/21/2001	W	24-14
at Baltimore Ravens	11/18/2001	W	27-17
Baltimore Ravens	10/6/2002	L	21-26
at Baltimore Ravens	12/22/2002	W	14-13
at Baltimore Ravens	9/14/2003	L	13-33
Baltimore Ravens	12/21/2003	L	0-35
Baltimore Ravens	9/12/2004	W	20-3
at Baltimore Ravens	11/7/2004	L	13-27
at Baltimore Ravens	10/16/2005	L	3-16
Baltimore Ravens	1/1/2006	W	20-16
Baltimore Ravens	9/24/2006	L	14-15
at Baltimore Ravens	12/17/2006	L	17-27
Baltimore Ravens	9/30/2007	W	27-13
at Baltimore Ravens	11/18/2007	W	33-30 OT
at Baltimore Ravens	9/21/2008	L	10-28
Baltimore Ravens	11/2/2008	L	27-37
at Baltimore Ravens	9/27/2009	L	3-34
Baltimore Ravens	11/16/2009	L	0-16
at Baltimore Ravens	9/26/2010	L	17-24
Baltimore Ravens	12/26/2010	L	10-20
Baltimore Ravens	12/4/2011	L	10-24
at Baltimore Ravens	12/24/2011	L	14-20
<b>Regular Season Totals</b>	<b>7-19-0</b>	<b>.269</b>	
<b>Home</b>	<b>4-9-0</b>	<b>.308</b>	
<b>Away</b>	<b>3-10-0</b>	<b>.231</b>	

## RESULTS VS. BUFFALO BILLS

Buffalo Bills	11/26/1972	W	27-10
Buffalo Bills	11/24/1974	L	10-15
at Buffalo Bills	10/23/1977	W	27-16
Buffalo Bills	10/29/1978	W	41-20
at Buffalo Bills	11/1/1981	L	13-22
at Buffalo Bills	11/4/1984	W	13-10
Buffalo Bills	11/17/1985	W	17-7
at Buffalo Bills	12/7/1986	W	21-17
Buffalo Bills	11/15/1987	W	27-21
*Buffalo Bills	1/6/1990	W	34-30
Buffalo Bills	11/4/1990	L	0-42
Buffalo Bills	10/2/1995	L	19-22
at Buffalo Bills	12/12/2004	L	7-37
Buffalo Bills	12/16/2007	W	8-0
at Buffalo Bills	11/17/2008	W	29-27
at Buffalo Bills	10/11/2009	W	6-3
at Buffalo Bills	12/12/2010	L	6-13
<b>Regular Season Totals</b>	<b>10-6-0</b>	<b>.625</b>	
<b>Home</b>	<b>5-3-0</b>	<b>.625</b>	
<b>Away</b>	<b>5-3-0</b>	<b>.625</b>	
<b>Playoffs</b>	<b>1-0-0</b>	<b>1.000</b>	

## RESULTS VS. CAROLINA PANTHERS

Carolina Panthers	11/21/1999	L	17-31
Carolina Panthers	12/1/2002	L	6-13
at Carolina Panthers	10/8/2006	L	12-20
Carolina Panthers	11/28/2010	W	24-23
<b>Regular Season Totals</b>	<b>1-3-0</b>	<b>.250</b>	
<b>Home</b>	<b>1-2-0</b>	<b>.333</b>	
<b>Away</b>	<b>0-1-0</b>	<b>.000</b>	

## RESULTS VS. CHICAGO BEARS

Chicago Bears	11/25/1951	W	42-21
at Chicago Bears	11/14/1954	W	39-10
Chicago Bears	12/11/1960	W	42-0

at Chicago Bears	12/10/1961	L	14-17
Chicago Bears	10/22/1967	W	24-0
at Chicago Bears	11/30/1969	W	28-24
Chicago Bears	10/15/1972	L	0-17
Chicago Bears	11/3/1980	W	27-21
at Chicago Bears	9/7/1986	L	31-41
Chicago Bears	10/23/1989	W	27-7
Chicago Bears	11/29/1992	W	27-14
at Chicago Bears	11/4/2001	L	21-27 OT
Chicago Bears	10/9/2005	W	20-10
at Chicago Bears	11/1/2009	L	6-30
<b>Regular Season Totals</b>	<b>9-5-0</b>		<b>.643</b>
<b>Home</b>	<b>7-1-0</b>		<b>.875</b>
<b>Away</b>	<b>2-4-0</b>		<b>.333</b>

#### RESULTS VS. CINCINNATI BENGALS

Cincinnati Bengals	10/11/1970	W	30-27
at Cincinnati Bengals	11/15/1970	L	10-14
at Cincinnati Bengals	10/17/1971	W	27-24
Cincinnati Bengals	12/5/1971	W	31-27
Cincinnati Bengals	10/1/1972	W	27-6
at Cincinnati Bengals	12/9/1972	W	27-24
Cincinnati Bengals	10/7/1973	W	17-10
at Cincinnati Bengals	12/9/1973	L	17-34
at Cincinnati Bengals	9/15/1974	L	7-33
Cincinnati Bengals	10/13/1974	L	24-34
at Cincinnati Bengals	9/21/1975	L	17-24
Cincinnati Bengals	11/23/1975	W	35-23
Cincinnati Bengals	10/3/1976	L	24-45
at Cincinnati Bengals	10/31/1976	L	6-21
at Cincinnati Bengals	9/18/1977	W	13-3
Cincinnati Bengals	11/6/1977	L	7-10
Cincinnati Bengals	9/10/1978	W	13-10 OT
at Cincinnati Bengals	12/17/1978	L	16-48
Cincinnati Bengals	10/21/1979	W	28-27
at Cincinnati Bengals	12/16/1979	L	12-16
Cincinnati Bengals	11/23/1980	W	31-7
at Cincinnati Bengals	12/21/1980	W	27-24
at Cincinnati Bengals	9/20/1981	W	20-17
Cincinnati Bengals	11/29/1981	L	21-41
at Cincinnati Bengals	12/12/1982	L	10-23
Cincinnati Bengals	9/15/1983	W	17-7
at Cincinnati Bengals	10/23/1983	L	21-28
at Cincinnati Bengals	10/21/1984	L	9-12
Cincinnati Bengals	12/2/1984	L	17-20 OT
at Cincinnati Bengals	11/10/1985	L	10-27
Cincinnati Bengals	11/24/1985	W	24-6
Cincinnati Bengals	9/18/1986	L	13-30
at Cincinnati Bengals	12/14/1986	W	34-3
at Cincinnati Bengals	10/18/1987	W	34-0
Cincinnati Bengals	12/13/1987	W	38-24
at Cincinnati Bengals	9/25/1988	L	17-24
Cincinnati Bengals	10/30/1988	W	23-16
at Cincinnati Bengals	9/25/1989	L	14-21
Cincinnati Bengals	12/3/1989	L	0-21
Cincinnati Bengals	10/22/1990	L	13-34
at Cincinnati Bengals	12/30/1990	L	14-21
Cincinnati Bengals	9/15/1991	W	14-13
at Cincinnati Bengals	11/3/1991	L	21-23
at Cincinnati Bengals	11/1/1992	L	10-30
Cincinnati Bengals	12/6/1992	W	37-21
Cincinnati Bengals	9/5/1993	W	27-14
at Cincinnati Bengals	10/17/1993	W	28-17
at Cincinnati Bengals	9/4/1994	W	28-20
Cincinnati Bengals	10/23/1994	W	37-13
at Cincinnati Bengals	10/29/1995	W	29-26 OT
Cincinnati Bengals	12/17/1995	W	26-10
Cincinnati Bengals	10/10/1999	L	17-18
at Cincinnati Bengals	12/12/1999	L	28-44
at Cincinnati Bengals	9/10/2000	W	24-7
Cincinnati Bengals	10/29/2000	L	3-12

at Cincinnati Bengals	10/14/2001	L	14-24
Cincinnati Bengals	11/25/2001	W	18-0
Cincinnati Bengals	9/15/2002	W	20-7
at Cincinnati Bengals	11/17/2002	W	27-20
Cincinnati Bengals	9/28/2003	L	14-21
at Cincinnati Bengals	12/28/2003	W	22-14
Cincinnati Bengals	10/17/2004	W	34-17
at Cincinnati Bengals	11/28/2004	L	48-58
Cincinnati Bengals	9/11/2005	L	13-27
at Cincinnati Bengals	12/11/2005	L	20-23
at Cincinnati Bengals	9/17/2006	L	17-34
Cincinnati Bengals	11/26/2006	L	0-30
Cincinnati Bengals	9/16/2007	W	51-45
at Cincinnati Bengals	12/23/2007	L	14-19
at Cincinnati Bengals	9/28/2008	W	20-12
Cincinnati Bengals	12/21/2008	L	0-14
Cincinnati Bengals	10/4/2009	L	20-23 OT
at Cincinnati Bengals	11/29/2009	L	7-16
Cincinnati Bengals	10/3/2010	W	23-20
at Cincinnati Bengals	12/19/2010	L	17-19
Cincinnati Bengals	9/11/2011	L	17-27
at Cincinnati Bengals	11/27/2011	L	20-23
<b>Regular Season Totals</b>	<b>36-41-0</b>		<b>.468</b>
<b>Home</b>	<b>22-16-0</b>		<b>.579</b>
<b>Away</b>	<b>14-25-0</b>		<b>.359</b>

#### RESULTS VS. DALLAS COWBOYS

at Dallas Cowboys	10/16/1960	W	48-7
Dallas Cowboys	10/1/1961	W	25-7
at Dallas Cowboys	12/3/1961	W	38-17
Dallas Cowboys	10/7/1962	W	19-10
at Dallas Cowboys	12/2/1962	L	21-45
at Dallas Cowboys	9/22/1963	W	41-24
Dallas Cowboys	11/24/1963	W	27-17
Dallas Cowboys	10/4/1964	W	27-6
at Dallas Cowboys	10/18/1964	W	20-16
Dallas Cowboys	10/17/1965	W	23-17
at Dallas Cowboys	11/21/1965	W	24-17
Dallas Cowboys	10/23/1966	W	30-21
at Dallas Cowboys	11/24/1966	L	14-26
Dallas Cowboys	9/17/1967	L	14-21
*at Dallas Cowboys	12/24/1967	L	14-52
at Dallas Cowboys	9/22/1968	L	7-28
*Dallas Cowboys	12/21/1968	W	31-20
Dallas Cowboys	11/2/1969	W	42-10
*at Dallas Cowboys	12/28/1969	W	38-14
Dallas Cowboys	12/12/1970	L	2-6
at Dallas Cowboys	12/7/1974	L	17-41
Dallas Cowboys	9/24/1979	W	26-7
at Dallas Cowboys	11/25/1982	L	14-31
at Dallas Cowboys	9/22/1985	L	7-20
Dallas Cowboys	12/4/1988	W	24-21
Dallas Cowboys	9/1/1991	L	14-26
at Dallas Cowboys	12/10/1994	W	19-14
at Dallas Cowboys	9/19/2004	L	12-19
Dallas Cowboys	9/7/2008	L	10-28
<b>Regular Season Totals</b>	<b>15-11-0</b>		<b>.577</b>
<b>Home</b>	<b>9-4-0</b>		<b>.692</b>
<b>Away</b>	<b>6-7-0</b>		<b>.461</b>
<b>Playoffs</b>	<b>2-1-0</b>		<b>.667</b>

#### RESULTS VS. DENVER BRONCOS

at Denver Broncos	12/20/1970	W	27-13
Denver Broncos	10/24/1971	L	0-27
at Denver Broncos	10/29/1972	W	27-20
Denver Broncos	10/27/1974	W	23-21
at Denver Broncos	10/19/1975	L	15-16
at Denver Broncos	9/26/1976	L	13-44
Denver Broncos	11/12/1978	L	7-19
Denver Broncos	10/5/1980	L	16-19
at Denver Broncos	11/8/1981	L	20-23 OT

at Denver Broncos	12/4/1983	L	6-27
Denver Broncos	9/16/1984	L	14-24
*Denver Broncos	1/11/1987	L	20-23 OT
*at Denver Broncos	1/17/1988	L	33-38
at Denver Broncos	11/13/1988	L	7-30
Denver Broncos	10/1/1989	W	16-13
*at Denver Broncos	1/14/1990	L	21-37
at Denver Broncos	10/8/1990	W	30-29
Denver Broncos	12/8/1991	L	7-17
Denver Broncos	9/27/1992	L	0-12
Denver Broncos	11/7/1993	L	14-29
at Denver Broncos	10/30/1994	L	14-26
at Denver Broncos	10/15/2000	L	10-44
at Denver Broncos	12/14/2003	L	20-23 OT
Denver Broncos	10/22/2006	L	7-17
Denver Broncos	11/6/2008	L	30-34
at Denver Broncos	9/13/2009	L	6-27
<b>Regular Season Totals</b>	<b>5-18-0</b>		<b>.217</b>
<b>Home</b>	<b>2-9-0</b>		<b>.182</b>
<b>Away</b>	<b>3-9-0</b>		<b>.250</b>
<b>Playoffs</b>	<b>0-3-0</b>		<b>.000</b>

#### RESULTS VS. DETROIT LIONS

at Detroit Lions	11/2/1952	L	6-17
*Detroit Lions	12/18/1952	L	7-17
*at Detroit Lions	12/17/1953	L	16-17
Detroit Lions	12/19/1954	L	10-14
*Detroit Lions	12/26/1954	W	56-10
at Detroit Lions	12/8/1957	L	7-20
*at Detroit Lions	12/29/1957	L	14-59
Detroit Lions	11/9/1958	L	10-30
at Detroit Lions	12/8/1963	L	10-38
Detroit Lions	11/15/1964	W	37-21
at Detroit Lions	9/24/1967	L	14-31
Detroit Lions	10/5/1969	L	21-28
Detroit Lions	10/18/1970	L	24-41
at Detroit Lions	11/9/1975	L	10-21
at Detroit Lions	9/11/1983	W	31-26
Detroit Lions	9/28/1986	W	24-21
at Detroit Lions	11/23/1989	L	10-13
at Detroit Lions	12/13/1992	L	14-24
at Detroit Lions	10/8/1995	L	20-38
Detroit Lions	9/23/2001	W	24-14
Detroit Lions	10/23/2005	L	10-13
at Detroit Lions	11/22/2009	L	37-38
<b>Regular Season Totals</b>	<b>4-14-0</b>		<b>.222</b>
<b>Home</b>	<b>3-5-0</b>		<b>.375</b>
<b>Away</b>	<b>1-9-0</b>		<b>.100</b>
<b>Playoffs</b>	<b>1-3-0</b>		<b>.250</b>

#### RESULTS VS. GREEN BAY PACKERS

at Green Bay Packers	9/27/1953	W	27-0
Green Bay Packers	10/23/1955	W	41-10
at Green Bay Packers	11/4/1956	W	24-7
Green Bay Packers	10/15/1961	L	17-49
at Green Bay Packers	11/22/1964	L	21-28
*at Green Bay Packers	1/2/1966	L	12-23
Green Bay Packers	9/18/1966	L	20-21
at Green Bay Packers	11/12/1967	L	7-55
Green Bay Packers	12/7/1969	W	20-7
Green Bay Packers	9/17/1972	L	10-26
Green Bay Packers	10/19/1980	W	26-21
at Green Bay Packers	11/6/1983	L	21-35
Green Bay Packers	10/19/1986	L	14-17
Green Bay Packers	10/18/1992	W	17-6
Green Bay Packers	11/19/1995	L	20-31
at Green Bay Packers	12/23/2001	L	7-30
at Green Bay Packers	9/18/2005	W	26-24

Green Bay Packers	10/25/2009	L	3-31
<b>Regular Season Totals</b>	<b>7-11-0</b>		<b>.389</b>
<b>Home</b>	<b>4-6-0</b>		<b>.400</b>
<b>Away</b>	<b>3-4-0</b>		<b>.429</b>
<b>Playoffs</b>	<b>0-1-0</b>		<b>.000</b>

#### RESULTS VS. HOUSTON TEXANS

Houston Texans	10/20/2002	W	34-17
at Houston Texans	12/1/2005	W	22-14
at Houston Texans	10/30/2005	L	16-19
at Houston Texans	12/31/2006	L	6-14
Houston Texans	11/25/2007	W	27-17
Houston Texans	11/23/2008	L	6-16
at Houston Texans	11/6/2011	L	12-30
<b>Regular Season Totals</b>	<b>3-4-0</b>		<b>.429</b>
<b>Home</b>	<b>2-1-0</b>		<b>.667</b>
<b>Away</b>	<b>1-3-0</b>		<b>.250</b>

#### RESULTS VS. INDIANAPOLIS COLTS

at Baltimore Colts	9/24/1950	W	31-0
Baltimore Colts	11/11/1956	L	7-21
at Baltimore Colts	11/1/1959	W	38-31
Baltimore Colts	10/14/1962	L	14-36
*Baltimore Colts	12/27/1964	W	27-0
at Baltimore Colts	10/20/1968	W	30-20
*Baltimore Colts	12/29/1968	L	0-34
at Baltimore Colts	9/26/1971	W	14-13
*Baltimore Colts	12/26/1971	L	3-20
Baltimore Colts	9/16/1973	W	24-14
at Baltimore Colts	11/2/1975	L	7-21
at Baltimore Colts	11/19/1978	W	45-24
Baltimore Colts	9/16/1979	W	13-10
at Baltimore Colts	11/9/1980	W	28-27
Baltimore Colts	10/25/1981	W	42-28
Baltimore Colts	11/27/1983	W	41-23
at Indianapolis Colts	11/2/1986	W	24-9
Indianapolis Colts	12/6/1987	L	7-9
*Indianapolis Colts	1/9/1988	W	38-21
Indianapolis Colts	9/19/1988	W	23-17
at Indianapolis Colts	12/10/1989	L	17-23 OT
at Indianapolis Colts	12/1/1991	W	31-0
at Indianapolis Colts	9/6/1992	L	3-14
at Indianapolis Colts	9/26/1993	L	10-23
at Indianapolis Colts	9/25/1994	W	21-14
Indianapolis Colts	12/26/1999	L	28-29
Indianapolis Colts	12/15/2002	L	23-28
Indianapolis Colts	9/7/2003	L	6-9
at Indianapolis Colts	9/25/2005	L	6-13
Indianapolis Colts	11/30/2008	L	6-10
at Indianapolis Colts	9/18/2011	W	27-19
<b>Regular Season Totals</b>	<b>15-12-0</b>		<b>.556</b>
<b>Home</b>	<b>5-7-0</b>		<b>.417</b>
<b>Away</b>	<b>10-5-0</b>		<b>.667</b>
<b>Playoffs</b>	<b>2-2-0</b>		<b>.500</b>

#### RESULTS VS. JACKSONVILLE JAGUARS

Jacksonville Jaguars	10/22/1995	L	15-23
at Jacksonville Jaguars	12/24/1995	L	21-24
at Jacksonville Jaguars	10/17/1999	L	7-24
Jacksonville Jaguars	12/19/1999	L	14-24
Jacksonville Jaguars	9/3/2000	L	7-27
at Jacksonville Jaguars	12/3/2000	L	0-48
at Jacksonville Jaguars	9/30/2001	W	23-14
Jacksonville Jaguars	12/16/2001	L	10-15
at Jacksonville Jaguars	12/8/2002	W	21-20
Jacksonville Jaguars	12/4/2005	L	14-20
at Jacksonville Jaguars	10/26/2008	W	23-17
Jacksonville Jaguars	1/3/2010	W	23-17

at Jacksonville Jaguars	11/21/2010	L	20-24
Jacksonville Jaguars	11/20/2011	W	20-14
<b>Regular Season Totals</b>	<b>5-9-0</b>	<b>.357</b>	
<b>Home</b>	<b>2-5-0</b>	<b>.286</b>	
<b>Away</b>	<b>3-4-0</b>	<b>.429</b>	

#### RESULTS VS. KANSAS CITY CHIEFS

at Kansas City Chiefs	11/14/1971	L	7-13
Kansas City Chiefs	10/8/1972	L	7-31
at Kansas City Chiefs	12/2/1973	T	20-20
Kansas City Chiefs	12/14/1975	W	40-14
at Kansas City Chiefs	12/12/1976	L	14-39
Kansas City Chiefs	10/30/1977	W	44-7
at Kansas City Chiefs	10/22/1978	L	3-17
at Kansas City Chiefs	9/9/1979	W	27-24
Kansas City Chiefs	9/21/1980	W	20-13
at Kansas City Chiefs	9/30/1984	L	6-10
Kansas City Chiefs	10/12/1986	W	20-7
at Kansas City Chiefs	9/4/1988	W	6-3
Kansas City Chiefs	11/19/1989	T	10-10 OT
at Kansas City Chiefs	9/30/1990	L	0-34
Kansas City Chiefs	11/24/1991	W	20-15
at Kansas City Chiefs	11/20/1994	L	13-20
Kansas City Chiefs	9/24/1995	W	35-17
Kansas City Chiefs	9/8/2002	L	39-40
at Kansas City Chiefs	11/9/2003	L	20-41
Kansas City Chiefs	12/3/2006	W	31-28 OT
at Kansas City Chiefs	12/20/2009	W	41-34
Kansas City Chiefs	9/19/2010	L	14-16
<b>Regular Season Totals</b>	<b>10-10-2</b>	<b>.500</b>	
<b>Home</b>	<b>7-3-1</b>	<b>.682</b>	
<b>Away</b>	<b>3-7-1</b>	<b>.318</b>	

#### RESULTS VS. MIAMI DOLPHINS

at Miami Dolphins	10/25/1970	W	28-0
*at Miami Dolphins	12/24/1972	L	14-20
Miami Dolphins	10/15/1973	L	9-17
Miami Dolphins	11/28/1976	W	17-13
Miami Dolphins	11/18/1979	W	30-24 OT
*at Miami Dolphins	1/4/1986	L	21-24
Miami Dolphins	11/10/1986	W	26-16
at Miami Dolphins	12/12/1988	L	31-38
at Miami Dolphins	10/8/1989	L	10-13 OT
Miami Dolphins	11/25/1990	L	13-30
Miami Dolphins	9/14/1992	L	23-27
Miami Dolphins	10/10/1993	L	14-24
at Miami Dolphins	12/26/2004	L	7-10
Miami Dolphins	11/20/2005	W	22-0
Miami Dolphins	10/14/2007	W	41-31
at Miami Dolphins	12/5/2010	W	13-10
Miami Dolphins	9/25/2011	W	17-16
<b>Regular Season Totals</b>	<b>8-7-0</b>	<b>.533</b>	
<b>Home</b>	<b>6-4-0</b>	<b>.600</b>	
<b>Away</b>	<b>2-3-0</b>	<b>.400</b>	
<b>Playoffs</b>	<b>0-2-0</b>	<b>.000</b>	

#### RESULTS VS. MINNESOTA VIKINGS

Minnesota Vikings	10/31/1965	L	17-27
Minnesota Vikings	11/19/1967	W	14-10
at Minnesota Vikings	11/9/1969	L	3-51
*at Minnesota Vikings	1/4/1970	L	7-27
at Minnesota Vikings	11/4/1973	L	3-26
Minnesota Vikings	9/28/1975	L	10-42
at Minnesota Vikings	12/14/1980	L	23-28
Minnesota Vikings	9/4/1983	L	21-27
at Minnesota Vikings	10/26/1986	W	23-20
Minnesota Vikings	12/17/1989	W	23-17 OT
at Minnesota Vikings	11/22/1992	L	13-17
at Minnesota Vikings	12/9/1995	L	11-27
at Minnesota Vikings	11/27/2005	L	12-24

Minnesota Vikings	9/13/2009	L	20-34
<b>Regular Season Totals</b>	<b>3-10-0</b>	<b>.231</b>	
<b>Home</b>	<b>2-4-0</b>	<b>.333</b>	
<b>Away</b>	<b>1-6-0</b>	<b>.143</b>	
<b>Playoffs</b>	<b>0-1-0</b>	<b>.000</b>	

#### RESULTS VS. NEW ENGLAND PATRIOTS

New England Patriots	11/21/1971	W	27-7
at New England Patriots	11/10/1974	W	21-14
New England Patriots	9/26/1977	W	30-27 OT
at New England Patriots	9/7/1980	L	17-34
New England Patriots	11/21/1982	W	10-7
at New England Patriots	11/20/1983	W	30-0
New England Patriots	10/7/1984	L	16-17
New England Patriots	10/6/1985	W	24-20
at New England Patriots	10/4/1987	W	20-10
at New England Patriots	9/8/1991	W	20-0
at New England Patriots	10/25/1992	W	19-17
New England Patriots	12/19/1993	L	17-20
New England Patriots	11/6/1994	W	13-6
*New England Patriots	11/1/1995	W	20-13
at New England Patriots	9/3/1995	L	14-17
New England Patriots	10/3/1999	L	7-19
New England Patriots	11/12/2000	W	19-11
at New England Patriots	12/9/2001	L	16-27
at New England Patriots	10/26/2003	L	3-9
New England Patriots	12/5/2004	L	15-42
at New England Patriots	10/7/2007	L	17-34
New England Patriots	11/7/2010	W	34-14
<b>Regular Season Totals</b>	<b>12-9-0</b>	<b>.571</b>	
<b>Home</b>	<b>7-4-0</b>	<b>.636</b>	
<b>Away</b>	<b>5-5-0</b>	<b>.500</b>	
<b>Playoffs</b>	<b>1-0-0</b>	<b>1.000</b>	

#### RESULTS VS. NEW ORLEANS SAINTS

at New Orleans Saints	10/1/1967	W	42-7
at New Orleans Saints	9/15/1968	W	24-10
New Orleans Saints	11/10/1968	W	35-17
at New Orleans Saints	10/12/1969	W	27-17
at New Orleans Saints	12/12/1971	W	21-17
New Orleans Saints	11/30/1975	W	17-16
at New Orleans Saints	10/8/1978	W	24-16
New Orleans Saints	10/18/1981	W	20-17
New Orleans Saints	10/28/1984	L	14-16
at New Orleans Saints	9/13/1987	L	21-28
at New Orleans Saints	10/14/1990	L	20-25
New Orleans Saints	12/5/1993	W	17-13
at New Orleans Saints	10/31/1999	W	21-16
at New Orleans Saints	11/24/2002	W	24-15
New Orleans Saints	9/10/2006	L	14-19
at New Orleans Saints	10/24/2010	W	30-17
<b>Regular Season Totals</b>	<b>12-4-0</b>	<b>.750</b>	
<b>Home</b>	<b>4-2-0</b>	<b>.667</b>	
<b>Away</b>	<b>8-2-0</b>	<b>.800</b>	

#### RESULTS VS. NEW YORK GIANTS

New York Giants	10/1/1950	L	0-6
at New York Giants	10/22/1950	L	13-17
*New York Giants	12/17/1950	W	8-3
New York Giants	10/27/1951	W	14-13
at New York Giants	11/18/1951	W	10-0
New York Giants	10/12/1952	L	9-17
at New York Giants	12/14/1952	L	34-37
at New York Giants	10/25/1953	W	7-0
New York Giants	12/6/1953	W	62-14
New York Giants	10/31/1954	W	24-14
at New York Giants	11/28/1954	W	16-7
New York Giants	11/6/1955	W	24-14
at New York Giants	11/27/1955	T	35-35
New York Giants	10/14/1956	L	9-21

at New York Giants	12/9/1956	W	24-7
New York Giants	9/29/1957	W	6-3
at New York Giants	12/15/1957	W	34-28
New York Giants	11/2/1958	L	17-21
at New York Giants	12/14/1958	L	10-13
*at New York Giants	12/21/1958	L	0-10
New York Giants	10/11/1959	L	6-10
at New York Giants	12/6/1959	L	7-48
New York Giants	11/6/1960	L	13-17
at New York Giants	12/15/1960	W	48-34
New York Giants	11/26/1961	L	21-37
at New York Giants	12/17/1961	T	7-7
New York Giants	9/16/1962	W	17-7
at New York Giants	12/9/1962	L	13-17
at New York Giants	10/13/1963	W	35-24
New York Giants	10/27/1963	L	6-33
New York Giants	10/25/1964	W	42-20
at New York Giants	12/12/1964	W	52-20
at New York Giants	10/24/1965	W	38-14
New York Giants	11/14/1965	W	34-21
at New York Giants	10/2/1966	W	28-7
New York Giants	12/4/1966	W	49-40
at New York Giants	10/29/1967	L	34-38
New York Giants	12/3/1967	W	24-14
New York Giants	12/1/1968	W	45-10
New York Giants	11/23/1969	W	28-17
at New York Giants	12/21/1969	L	14-27
New York Giants	9/30/1973	W	12-10
at New York Giants	11/20/1977	W	21-7
at New York Giants	12/1/1985	W	35-33
at New York Giants	9/22/1991	L	10-13
New York Giants	12/4/1994	L	13-16
New York Giants	11/5/2000	L	3-24
at New York Giants	9/26/2004	L	10-27
New York Giants	10/13/2008	W	35-14
<b>Regular Season Totals</b>	<b>26-19-2</b>	<b>.574</b>	
<b>Home</b>	<b>14-10-0</b>	<b>.583</b>	
<b>Away</b>	<b>12-9-2</b>	<b>.565</b>	
<b>Playoffs</b>	<b>1-1-0</b>	<b>.500</b>	

#### RESULTS VS. NEW YORK JETS

New York Jets	9/21/1970	W	31-21
at New York Jets	12/17/1972	W	26-10
New York Jets	9/12/1976	W	38-17
New York Jets	12/10/1978	W	37-34 OT
at New York Jets	9/2/1979	W	25-22 OT
New York Jets	12/7/1980	W	17-14
New York Jets	12/12/1981	L	13-14
New York Jets	10/9/1983	W	10-7
New York Jets	10/14/1984	L	20-24
at New York Jets	12/22/1985	L	10-37
*New York Jets	1/11/1987	W	23-20 2OT
New York Jets	9/11/1988	L	3-23
New York Jets	9/17/1989	W	38-24
at New York Jets	9/16/1990	L	21-24
New York Jets	10/6/1991	L	14-17
New York Jets	10/2/1994	W	27-7
at New York Jets	10/27/2002	W	24-21
New York Jets	11/21/2004	L	7-10
New York Jets	10/29/2006	W	20-13
at New York Jets	12/9/2007	W	24-18
New York Jets	11/14/2010	L	20-26 OT
<b>Regular Season Totals</b>	<b>12-8-0</b>	<b>.600</b>	
<b>Home</b>	<b>8-6-0</b>	<b>.571</b>	
<b>Away</b>	<b>4-2-0</b>	<b>.667</b>	
<b>Playoffs</b>	<b>1-0-0</b>	<b>1.000</b>	

#### RESULTS VS. OAKLAND RAIDERS

at Oakland Raiders	11/8/1970	L	20-23
Oakland Raiders	10/4/1971	L	20-34

at Oakland Raiders	11/18/1973	W	7-3
Oakland Raiders	10/6/1974	L	24-40
at Oakland Raiders	11/16/1975	L	17-38
Oakland Raiders	10/9/1977	L	10-26
at Oakland Raiders	12/9/1979	L	14-19
*Oakland Raiders	1/4/1981	L	12-14
*at Los Angeles Raiders	1/8/1983	L	10-27
Los Angeles Raiders	10/20/1985	L	20-21
at Los Angeles Raiders	11/16/1986	L	14-27
at Los Angeles Raiders	12/20/1987	W	24-17
at Los Angeles Raiders	9/20/1992	W	28-16
at Los Angeles Raiders	9/19/1993	W	19-16
at Oakland Raiders	9/24/2000	L	10-36
Oakland Raiders	10/12/2003	W	13-7
at Oakland Raiders	12/18/2005	W	9-7
at Oakland Raiders	10/1/2006	W	24-21
at Oakland Raiders	9/23/2007	L	24-26
Oakland Raiders	12/27/2009	W	23-9
at Oakland Raiders	10/16/2011	L	17-24
<b>Regular Season Totals</b>	<b>8-11-0</b>	<b>.421</b>	
<b>Home</b>	<b>2-4-0</b>	<b>.333</b>	
<b>Away</b>	<b>6-7-0</b>	<b>.462</b>	
<b>Playoffs</b>	<b>0-2-0</b>	<b>.000</b>	

#### RESULTS VS. PHILADELPHIA EAGLES

at Philadelphia Eagles	9/16/1950	W	35-10
Philadelphia Eagles	12/3/1950	W	13-7
Philadelphia Eagles	11/11/1951	W	20-17
at Philadelphia Eagles	12/16/1951	W	24-9
at Philadelphia Eagles	10/19/1952	W	49-7
Philadelphia Eagles	11/23/1952	L	20-28
Philadelphia Eagles	10/10/1953	W	37-13
at Philadelphia Eagles	12/13/1953	L	27-42
at Philadelphia Eagles	9/26/1954	L	10-28
Philadelphia Eagles	11/21/1954	W	6-0
Philadelphia Eagles	10/9/1955	W	21-17
at Philadelphia Eagles	11/13/1955	L	17-33
at Philadelphia Eagles	11/18/1956	W	16-0
Philadelphia Eagles	12/2/1956	W	17-14
Philadelphia Eagles	10/13/1957	W	24-7
at Philadelphia Eagles	10/20/1957	L	7-17
Philadelphia Eagles	11/23/1958	W	28-14
at Philadelphia Eagles	12/7/1958	W	21-14
Philadelphia Eagles	11/8/1959	W	28-7
at Philadelphia Eagles	12/13/1959	W	28-21
at Philadelphia Eagles	9/25/1960	W	41-24
Philadelphia Eagles	10/23/1960	L	29-31
at Philadelphia Eagles	9/17/1961	L	20-27
Philadelphia Eagles	11/19/1961	W	45-24
at Philadelphia Eagles	9/30/1962	L	7-35
Philadelphia Eagles	11/4/1962	T	14-14
Philadelphia Eagles	10/20/1963	W	37-7
at Philadelphia Eagles	11/3/1963	W	23-17
at Philadelphia Eagles	9/27/1964	W	28-20
Philadelphia Eagles	11/29/1964	W	38-24
at Philadelphia Eagles	10/3/1965	W	35-17
Philadelphia Eagles	11/7/1965	W	38-34
Philadelphia Eagles	11/13/1966	W	27-7
at Philadelphia Eagles	12/11/1966	L	21-33
at Philadelphia Eagles	12/17/1967	L	24-28
Philadelphia Eagles	11/24/1968	W	47-13
at Philadelphia Eagles	9/21/1969	W	27-20
at Philadelphia Eagles	9/24/1972	W	27-17
Philadelphia Eagles	11/14/1976	W	24-3
at Philadelphia Eagles	11/4/1979	W	24-19
Philadelphia Eagles	9/19/1982	L	21-24
Philadelphia Eagles	10/16/1988	W	19-3
Philadelphia Eagles	11/10/1991	L	30-32
at Philadelphia Eagles	11/13/1994	W	26-7
Philadelphia Eagles	12/10/2000	L	24-35



Philadelphia Eagles	10/24/2004	L	31-34 OT
at Philadelphia Eagles	12/15/2008	L	10-30
<b>Regular Season Totals</b>	<b>31-15-1</b>	<b>.670</b>	
<b>Home</b>	<b>17-6-1</b>	<b>.729</b>	
<b>Away</b>	<b>14-9-0</b>	<b>.609</b>	

## RESULTS VS. PITTSBURGH STEELERS

at Pittsburgh Steelers	10/7/1950	W	30-17
Pittsburgh Steelers	10/29/1950	W	45-7
Pittsburgh Steelers	10/21/1951	W	17-0
at Pittsburgh Steelers	12/9/1951	W	28-0
at Pittsburgh Steelers	10/4/1952	W	21-20
Pittsburgh Steelers	11/16/1952	W	29-28
Pittsburgh Steelers	11/8/1953	W	34-16
at Pittsburgh Steelers	11/22/1953	W	20-16
at Pittsburgh Steelers	10/17/1954	L	27-55
Pittsburgh Steelers	12/12/1954	W	42-7
Pittsburgh Steelers	11/20/1955	W	41-14
at Pittsburgh Steelers	12/4/1955	W	30-7
at Pittsburgh Steelers	10/6/1956	W	14-10
Pittsburgh Steelers	11/28/1956	L	16-24
at Pittsburgh Steelers	10/5/1957	W	23-12
Pittsburgh Steelers	11/10/1957	W	24-0
at Pittsburgh Steelers	10/5/1958	W	45-12
Pittsburgh Steelers	10/19/1958	W	27-10
at Pittsburgh Steelers	9/26/1959	L	7-17
Pittsburgh Steelers	11/22/1959	L	20-21
Pittsburgh Steelers	10/2/1960	W	28-20
at Pittsburgh Steelers	11/20/1960	L	10-14
at Pittsburgh Steelers	10/22/1961	W	30-28
Pittsburgh Steelers	11/5/1961	L	13-17
at Pittsburgh Steelers	10/28/1962	W	41-14
Pittsburgh Steelers	11/25/1962	W	35-14
Pittsburgh Steelers	10/5/1963	W	35-23
at Pittsburgh Steelers	11/10/1963	L	7-9
Pittsburgh Steelers	10/10/1964	L	7-23
at Pittsburgh Steelers	11/1/1964	W	30-17
Pittsburgh Steelers	10/9/1965	W	24-19
at Pittsburgh Steelers	11/28/1965	W	42-21
Pittsburgh Steelers	10/8/1966	W	41-10
at Pittsburgh Steelers	11/6/1966	L	6-16
Pittsburgh Steelers	10/7/1967	W	21-10
at Pittsburgh Steelers	11/5/1967	W	34-14
Pittsburgh Steelers	10/5/1968	W	31-24
at Pittsburgh Steelers	11/17/1968	W	45-24
Pittsburgh Steelers	10/18/1969	W	42-31
at Pittsburgh Steelers	11/16/1969	W	24-3
Pittsburgh Steelers	10/3/1970	W	15-7
at Pittsburgh Steelers	11/29/1970	L	9-28
Pittsburgh Steelers	10/10/1971	W	27-17
at Pittsburgh Steelers	11/7/1971	L	9-26
Pittsburgh Steelers	11/19/1972	W	26-24
at Pittsburgh Steelers	12/3/1972	L	0-30
at Pittsburgh Steelers	9/23/1973	L	6-33
Pittsburgh Steelers	11/25/1973	W	21-16
at Pittsburgh Steelers	10/20/1974	L	16-20
Pittsburgh Steelers	11/17/1974	L	16-26
Pittsburgh Steelers	10/5/1975	L	6-42
at Pittsburgh Steelers	12/7/1975	L	17-31
at Pittsburgh Steelers	9/19/1976	L	14-31
Pittsburgh Steelers	10/10/1976	W	18-16
Pittsburgh Steelers	10/2/1977	L	14-28
at Pittsburgh Steelers	11/13/1977	L	31-35
at Pittsburgh Steelers	9/24/1978	L	9-15 OT
Pittsburgh Steelers	10/15/1978	L	14-34
Pittsburgh Steelers	10/7/1979	L	35-51
at Pittsburgh Steelers	11/25/1979	L	30-33 OT
Pittsburgh Steelers	10/26/1980	W	27-26
at Pittsburgh Steelers	11/16/1980	L	13-16
at Pittsburgh Steelers	10/11/1981	L	7-13
Pittsburgh Steelers	11/22/1981	L	10-32

Pittsburgh Steelers	12/19/1982	W	10-9
at Pittsburgh Steelers	1/2/1983	L	21-37
at Pittsburgh Steelers	10/16/1983	L	17-44
Pittsburgh Steelers	12/18/1983	W	30-17
Pittsburgh Steelers	9/23/1984	W	20-10
at Pittsburgh Steelers	12/9/1984	L	20-23
Pittsburgh Steelers	9/16/1985	W	17-7
at Pittsburgh Steelers	11/3/1985	L	9-10
at Pittsburgh Steelers	10/5/1986	W	27-24
Pittsburgh Steelers	11/23/1986	W	37-31 OT
Pittsburgh Steelers	9/20/1987	W	34-10
at Pittsburgh Steelers	12/26/1987	W	19-13
at Pittsburgh Steelers	10/2/1988	W	23-9
Pittsburgh Steelers	11/20/1988	W	27-7
at Pittsburgh Steelers	9/10/1989	W	51-0
Pittsburgh Steelers	10/15/1989	L	7-17
Pittsburgh Steelers	9/9/1990	W	13-3
at Pittsburgh Steelers	12/23/1990	L	0-35
Pittsburgh Steelers	10/27/1991	W	17-14
at Pittsburgh Steelers	12/22/1991	L	10-17
Pittsburgh Steelers	10/11/1992	W	17-9
at Pittsburgh Steelers	12/27/1992	L	13-23
Pittsburgh Steelers	10/24/1993	W	28-23
at Pittsburgh Steelers	1/2/1994	L	9-16
Pittsburgh Steelers	9/11/1994	L	10-17
at Pittsburgh Steelers	12/18/1994	L	7-17
*at Pittsburgh Steelers	1/7/1995	L	9-29
at Pittsburgh Steelers	11/13/1995	L	3-20
Pittsburgh Steelers	11/26/1995	L	17-20
Pittsburgh Steelers	9/12/1999	L	0-43
at Pittsburgh Steelers	11/14/1999	W	16-15
Pittsburgh Steelers	9/17/2000	W	23-20
at Pittsburgh Steelers	10/22/2000	L	0-22
Pittsburgh Steelers	11/11/2001	L	12-15 OT
at Pittsburgh Steelers	1/6/2002	L	7-28
at Pittsburgh Steelers	9/29/2002	L	13-16 OT
Pittsburgh Steelers	11/3/2002	L	20-23
*at Pittsburgh Steelers	1/5/2003	L	33-36
at Pittsburgh Steelers	10/5/2003	W	33-13
Pittsburgh Steelers	11/23/2003	L	6-13
at Pittsburgh Steelers	10/10/2004	L	23-34
Pittsburgh Steelers	11/14/2004	L	10-24
at Pittsburgh Steelers	11/13/2005	L	21-34
Pittsburgh Steelers	12/24/2005	L	0-41
Pittsburgh Steelers	11/19/2006	L	20-24
at Pittsburgh Steelers	12/7/2006	L	7-27
Pittsburgh Steelers	9/9/2007	L	7-34
at Pittsburgh Steelers	11/11/2007	L	28-31
Pittsburgh Steelers	9/14/2008	L	6-10
at Pittsburgh Steelers	12/28/2008	L	0-31
at Pittsburgh Steelers	10/18/2009	L	14-27
Pittsburgh Steelers	12/10/2009	W	13-6
at Pittsburgh Steelers	10/17/2010	L	10-28
Pittsburgh Steelers	1/2/2011	L	9-41
at Pittsburgh Steelers	12/8/2011	L	3-14
Pittsburgh Steelers	1/1/2012	L	9-13
<b>Regular Season Totals</b>	<b>56-62-0</b>	<b>.475</b>	
<b>Home</b>	<b>35-24-0</b>	<b>.593</b>	
<b>Away</b>	<b>21-38-0</b>	<b>.356</b>	
<b>Playoffs</b>	<b>0-2-0</b>	<b>.000</b>	

## RESULTS VS. ST. LOUIS RAMS

*Los Angeles Rams	12/24/1950	W	30-28
at Los Angeles Rams	10/7/1951	W	38-23
*at Los Angeles Rams	12/23/1951	L	17-24
Los Angeles Rams	9/28/1952	W	37-7
*at Los Angeles Rams	12/26/1955	W	38-14
Los Angeles Rams	11/24/1957	W	45-31
at Los Angeles Rams	9/28/1958	W	30-27
Los Angeles Rams	9/29/1963	W	20-6
at Los Angeles Rams	12/12/1965	L	7-42

Los Angeles Rams	9/29/1968	L	6-24
at Los Angeles Rams	12/16/1973	L	17-30
Los Angeles Rams	11/27/1977	L	0-9
Los Angeles Rams	11/26/1978	W	30-19
at Los Angeles Rams	10/4/1981	L	16-27
at Los Angeles Rams	9/9/1984	L	17-20
Los Angeles Rams	10/26/1987	W	30-17
Los Angeles Rams	12/2/1990	L	23-38
at Los Angeles Rams	12/26/1993	W	42-14
at St. Louis Rams	10/24/1999	L	3-34
St. Louis Rams	12/8/2003	L	20-26
at St. Louis Rams	10/28/2007	W	27-20
St. Louis Rams	11/13/2011	L	12-13
<b>Regular Season Totals</b>	<b>9-10-0</b>		<b>.474</b>
<b>Home</b>	<b>5-5-0</b>		<b>.500</b>
<b>Away</b>	<b>4-5-0</b>		<b>.444</b>
<b>Playoffs</b>	<b>2-1-0</b>		<b>.667</b>

#### RESULTS VS. SAN DIEGO CHARGERS

San Diego Chargers	11/1/1970	L	10-27
at San Diego Chargers	11/13/1972	W	21-17
San Diego Chargers	10/28/1973	T	16-16
at San Diego Chargers	11/3/1974	L	35-36
San Diego Chargers	10/24/1976	W	21-17
at San Diego Chargers	12/4/1977	L	14-37
San Diego Chargers	9/7/1981	L	14-44
San Diego Chargers	12/5/1982	L	13-30
at San Diego Chargers	9/25/1983	W	30-24 OT
at San Diego Chargers	9/29/1985	W	21-7
San Diego Chargers	12/21/1986	W	47-17
at San Diego Chargers	11/1/1987	L	24-27 OT
San Diego Chargers	9/23/1990	L	14-24
at San Diego Chargers	10/20/1991	W	30-24 OT
San Diego Chargers	11/15/1992	L	13-14
at San Diego Chargers	12/3/1995	L	13-31
at San Diego Chargers	12/5/1999	L	10-23
San Diego Chargers	10/7/2001	W	20-16
San Diego Chargers	10/19/2003	L	20-26
San Diego Chargers	12/19/2004	L	0-21
at San Diego Chargers	11/5/2006	L	25-32
San Diego Chargers	12/6/2009	L	23-30
<b>Regular Season Totals</b>	<b>7-14-1</b>		<b>.341</b>
<b>Home</b>	<b>3-8-1</b>		<b>.292</b>
<b>Away</b>	<b>4-6-0</b>		<b>.400</b>

#### RESULTS VS. SAN FRANCISCO 49ERS

San Francisco 49ers	11/12/1950	W	34-14
at San Francisco 49ers	9/30/1951	L	10-24
San Francisco 49ers	11/15/1953	W	23-21
at San Francisco 49ers	10/2/1955	W	38-3
San Francisco 49ers	11/29/1959	L	20-21
at San Francisco 49ers	12/15/1962	W	13-10
at San Francisco 49ers	11/3/1968	W	33-21
at San Francisco 49ers	9/27/1970	L	31-34
San Francisco 49ers	12/1/1974	W	7-0
San Francisco 49ers	9/3/1978	W	24-7
at San Francisco 49ers	11/15/1981	W	15-12
San Francisco 49ers	11/11/1984	L	7-41
at San Francisco 49ers	11/29/1987	L	24-38
at San Francisco 49ers	10/28/1990	L	17-20
San Francisco 49ers	9/13/1993	W	23-13
at San Francisco 49ers	9/21/2003	W	13-12
San Francisco 49ers	12/30/2007	W	20-7
at San Francisco 49ers	10/30/2011	L	10-20
<b>Regular Season Totals</b>	<b>11-7-0</b>		<b>.611</b>
<b>Home</b>	<b>6-2-0</b>		<b>.750</b>
<b>Away</b>	<b>5-5-0</b>		<b>.500</b>

#### RESULTS VS. SEATTLE SEAHAWKS

at Seattle Seahawks	12/18/1977	L	19-20
at Seattle Seahawks	12/3/1978	L	24-47
Seattle Seahawks	11/11/1979	L	24-29

at Seattle Seahawks	10/12/1980	W	27-3
at Seattle Seahawks	12/20/1981	L	21-42
at Seattle Seahawks	9/12/1982	W	21-7
Seattle Seahawks	10/2/1983	L	9-24
at Seattle Seahawks	9/3/1984	L	0-33
at Seattle Seahawks	12/8/1985	L	13-31
Seattle Seahawks	10/9/1988	L	10-16
at Seattle Seahawks	11/12/1989	W	17-7
at Seattle Seahawks	11/14/1993	L	5-22
Seattle Seahawks	12/24/1994	W	35-9
Seattle Seahawks	9/9/2001	L	6-9
at Seattle Seahawks	11/30/2003	L	7-34
Seattle Seahawks	11/4/2007	W	33-30 OT
Seattle Seahawks	10/23/2011	W	6-3
<b>Regular Season Totals</b>	<b>6-11-0</b>		<b>.353</b>
<b>Home</b>	<b>3-4-0</b>		<b>.429</b>
<b>Away</b>	<b>3-7-0</b>		<b>.300</b>

#### RESULTS VS. TAMPA BAY BUCCANEERS

at Tampa Bay Buccaneers	11/21/1976	W	24-7
at Tampa Bay Buccaneers	9/28/1980	W	34-27
Tampa Bay Buccaneers	11/13/1983	W	20-0
at Tampa Bay Buccaneers	11/5/1989	W	42-31
Tampa Bay Buccaneers	9/10/1995	W	22-6
at Tampa Bay Buccaneers	10/13/2002	L	3-17
Tampa Bay Buccaneers	12/24/2006	L	7-22
at Tampa Bay Buccaneers	9/12/2010	L	14-17
<b>Regular Season Totals</b>	<b>5-3-0</b>		<b>.625</b>
<b>Home</b>	<b>2-1-0</b>		<b>.667</b>
<b>Away</b>	<b>3-2-0</b>		<b>.600</b>

#### RESULTS VS. TENNESSEE TITANS

Houston Oilers	11/22/1970	W	28-14
at Houston Oilers	12/7/1970	W	21-10
Houston Oilers	9/19/1971	W	31-0
at Houston Oilers	11/28/1971	W	37-24
at Houston Oilers	10/22/1972	W	23-17
Houston Oilers	11/5/1972	W	20-0
Houston Oilers	10/21/1973	W	42-13
at Houston Oilers	11/11/1973	W	23-13
Houston Oilers	9/22/1974	W	20-7
at Houston Oilers	12/15/1974	L	24-28
Houston Oilers	10/12/1975	L	10-40
at Houston Oilers	12/21/1975	L	10-21
at Houston Oilers	11/7/1976	W	21-7
Houston Oilers	12/5/1976	W	13-10
at Houston Oilers	10/16/1977	W	24-23
Houston Oilers	12/11/1977	L	15-19
Houston Oilers	10/1/1978	L	13-16
at Houston Oilers	11/5/1978	L	10-14
at Houston Oilers	9/30/1979	L	10-31
Houston Oilers	12/2/1979	W	14-7
Houston Oilers	9/15/1980	L	7-16
at Houston Oilers	11/30/1980	W	17-14
Houston Oilers	9/13/1981	L	3-9
at Houston Oilers	12/3/1981	L	13-17
at Houston Oilers	12/26/1982	W	20-14
Houston Oilers	10/30/1983	W	25-19 OT
at Houston Oilers	12/11/1983	L	27-34
Houston Oilers	11/25/1984	W	27-10
at Houston Oilers	12/16/1984	W	27-20
at Houston Oilers	10/13/1985	W	21-6
Houston Oilers	12/15/1985	W	28-21
at Houston Oilers	9/14/1986	W	23-20
Houston Oilers	11/30/1986	W	13-10 OT
Houston Oilers	10/11/1987	L	10-15
at Houston Oilers	11/22/1987	W	40-7
at Houston Oilers	11/7/1988	L	17-24
Houston Oilers	12/18/1988	W	28-23
*Houston Oilers	12/24/1988	L	23-24
Houston Oilers	10/29/1989	W	28-17

at Houston Oilers	12/23/1989	W	24-20
Houston Oilers	11/18/1990	L	23-35
at Houston Oilers	12/9/1990	L	14-58
at Houston Oilers	11/17/1991	L	24-28
Houston Oilers	12/15/1991	L	14-17
at Houston Oilers	11/8/1992	W	24-14
Houston Oilers	12/20/1992	L	14-17
Houston Oilers	11/21/1993	L	20-27
at Houston Oilers	12/12/1993	L	17-19
at Houston Oilers	10/13/1994	W	11-8
Houston Oilers	11/27/1994	W	34-10
at Houston Oilers	9/17/1995	W	14-7
Houston Oilers	11/5/1995	L	10-37
at Tennessee Titans	9/19/1999	L	9-26
Tennessee Titans	11/28/1999	L	21-33
at Tennessee Titans	11/19/2000	L	10-24
Tennessee Titans	12/17/2000	L	0-24
Tennessee Titans	12/2/2001	L	15-31
at Tennessee Titans	12/30/2001	W	41-38
at Tennessee Titans	9/22/2002	W	31-28 OT
Tennessee Titans	11/6/2005	W	20-14
at Tennessee Titans	12/7/2008	L	9-28
Tennessee Titans	10/2/2011	L	13-31
<b>Regular Season Totals</b>	<b>33-28-0</b>	<b>.541</b>	
<b>Home</b>	<b>15-15-0</b>	<b>.500</b>	
<b>Away</b>	<b>18-13-0</b>	<b>.581</b>	
<b>Playoffs</b>	<b>0-1-0</b>	<b>.000</b>	

RESULTS VS. WASHINGTON REDSKINS

Washington Redskins	11/19/1950	W	20-14
at Washington Redskins	12/10/1950	W	45-21
Washington Redskins	10/14/1951	W	45-0
Washington Redskins	10/26/1952	W	19-15
at Washington Redskins	11/30/1952	W	48-24
at Washington Redskins	10/18/1953	W	30-14
Washington Redskins	11/1/1953	W	27-3
Washington Redskins	11/7/1954	W	62-3
at Washington Redskins	12/5/1954	W	34-14
Washington Redskins	9/25/1955	L	17-27

at Washington Redskins	10/16/1955	W	24-14
at Washington Redskins	10/21/1956	L	9-20
Washington Redskins	11/25/1956	L	17-20
Washington Redskins	11/3/1957	W	21-17
at Washington Redskins	11/17/1957	T	30-30
at Washington Redskins	11/16/1958	W	20-10
Washington Redskins	11/30/1958	W	21-14
Washington Redskins	10/25/1959	W	34-7
at Washington Redskins	11/15/1959	W	31-17
at Washington Redskins	10/30/1960	W	31-10
Washington Redskins	12/4/1960	W	27-16
Washington Redskins	10/8/1961	W	31-7
at Washington Redskins	11/12/1961	W	17-6
Washington Redskins	9/23/1962	L	16-17
at Washington Redskins	11/11/1962	L	9-17
Washington Redskins	9/15/1963	W	37-14
at Washington Redskins	12/15/1963	W	27-20
at Washington Redskins	9/13/1964	W	27-13
Washington Redskins	11/8/1964	W	34-24
at Washington Redskins	9/19/1965	W	17-7
Washington Redskins	12/5/1965	W	24-16
at Washington Redskins	9/11/1966	W	38-14
Washington Redskins	11/20/1966	W	14-3
Washington Redskins	11/26/1967	W	42-37
at Washington Redskins	12/8/1968	W	24-21
Washington Redskins	9/28/1969	W	27-23
at Washington Redskins	12/19/1971	W	20-13
Washington Redskins	10/26/1975	L	7-23
Washington Redskins	10/14/1979	L	9-13
Washington Redskins	10/27/1985	L	7-14
at Washington Redskins	11/27/1988	W	17-13
at Washington Redskins	10/13/1991	L	17-42
Washington Redskins	10/3/2004	W	17-13
at Washington Redskins	10/19/2008	L	11-14
<b>Regular Season Totals</b>	<b>33-10-1</b>	<b>.761</b>	
<b>Home</b>	<b>17-6-0</b>	<b>.739</b>	
<b>Away</b>	<b>16-4-1</b>	<b>.786</b>	

BROWNS VS. NFL TEAMS												
	REGULAR SEASON				PLAYOFFS				COMBINED RECORD			
	W	L	T	%	W	L	T	%	W	L	T	%
Arizona Cardinals	33	13	3	.704	0	0	0	.000	33	13	3	.704
Atlanta Falcons	10	3	0	.769	0	0	0	.000	10	3	0	.769
Baltimore Ravens	7	19	0	.269	0	0	0	.000	7	19	0	.269
Buffalo Bills	10	6	0	.625	1	0	0	1.000	11	6	0	.647
Carolina Panthers	1	3	0	.250	0	0	0	.000	1	3	0	.250
Chicago Bears	9	5	0	.643	0	0	0	.000	9	5	0	.643
Cincinnati Bengals	36	41	0	.468	0	0	0	.000	36	41	0	.468
Dallas Cowboys	15	11	0	.577	2	1	0	.667	17	12	0	.586
Denver Broncos	5	18	0	.217	0	3	0	.000	5	21	0	.192
Detroit Lions	4	14	0	.222	1	3	0	.250	5	17	0	.227
Green Bay Packers	7	11	0	.389	0	1	0	.000	7	12	0	.368
Houston Texans	3	4	0	.429	0	0	0	.000	3	4	0	.429
Indianapolis Colts	15	12	0	.556	2	2	0	.500	17	14	0	.548
Jacksonville Jaguars	5	9	0	.357	0	0	0	.000	5	9	0	.357
Kansas City Chiefs	10	10	2	.500	0	0	0	.000	10	10	2	.500
Miami Dolphins	8	7	0	.533	0	2	0	.000	8	9	0	.471
Minnesota Vikings	3	10	0	.231	0	1	0	.000	3	11	0	.214
New England Patriots	12	9	0	.571	1	0	0	1.000	13	9	0	.591
New Orleans Saints	12	4	0	.750	0	0	0	.000	12	4	0	.750
New York Giants	26	19	2	.574	1	1	0	.500	27	20	2	.571
New York Jets	12	8	0	.600	1	0	0	1.000	13	8	0	.619
Oakland Raiders	8	11	0	.421	0	2	0	.000	8	13	0	.381
Philadelphia Eagles	31	15	1	.670	0	0	0	.000	31	15	1	.670
Pittsburgh Steelers	56	62	0	.475	0	2	0	.000	56	64	0	.466
St. Louis Rams	9	10	0	.474	2	1	0	.667	11	11	0	.500
San Diego Chargers	7	14	1	.341	0	0	0	.000	7	14	1	.341
San Francisco 49ers	11	7	0	.611	0	0	0	.000	11	7	0	.611
Seattle Seahawks	6	11	0	.353	0	0	0	.000	6	11	0	.353
Tampa Bay Buccaneers	5	3	0	.625	0	0	0	.000	5	3	0	.625
Tennessee Titans	33	28	0	.541	0	1	0	.000	33	29	0	.532
Washington Redskins	33	10	1	.761	0	0	0	.000	33	10	1	.761
<b>NFL TOTAL RECORDS</b>	<b>442</b>	<b>406</b>	<b>10</b>	<b>.521</b>	<b>11</b>	<b>20</b>	<b>0</b>	<b>.355</b>	<b>453</b>	<b>426</b>	<b>10</b>	<b>.515</b>

# BROWNS NFL RANKING BY YARDS (SINCE 1971)

YEAR	OFFENSE			DEFENSE		
	TOTAL	RUSHING	PASSING	TOTAL	RUSHING	PASSING
1971	18	20	9	17	23	4
1972	19	19	21	16	24	3
1973	23	13	23	11	15	9
1974	20	14	23	23	25	8
1975	21	14	21	19	15	23
1976	10	9	11	9	4	13
1977	9	8	10	20	19	13
1978	5	5	8	25	11	28
1979	3	14	6	24	27	19
1980	5	26	2	23	6	28
1981	4	20	4	16	18	15
1982	17	23	12	23	26	14
1983	10	19	6	9	14	9
1984	24	21	18	2	15	3
1985	21	8	25	9	10	12
1986	9	22	8	19	18	15
1987	9	21	5	3	2	8
1988	18	24	9	6	15	6
1989	16	21	11	7	10	9
1990	25	28	12	17	23	15
1991	19	24	9	18	21	15
1992	18	19	17	14	7	19
1993	20	17	19	12	12	13
1994	16	14	19	7	13	7
1995	21	22	14	24	20	24
1999	31	31	29	31	31	11
2000	31	30	30	26	29	12
2001	31	31	28	22	29	11
2002	23	23	18	21	27	15
2003	26	20	25	15	23	7
2004	28	23	25	15	32	5
2005	26	25	23	16t	30	4
2006	31	31	23	27	29	15
2007	8	10	12	30	27	24
2008	31	26	31	26	28	14
2009	32	8	32	31	28	29
2010	29	20	29	22	27	18
2011	29	28	24	10	30	2

## BROWNS IN OVERTIME

**Sept. 26, 1977 – Cleveland 30, New England 27**, at Cleveland; Browns won coin toss. Brian Sipe threw a 22-yard pass to Dave Logan at Patriots' 19. Don Cockroft kicked a 35-yard field goal at 4:45.

**Sept. 10, 1978 – Cleveland 13, Cincinnati 10**, at Cleveland; Browns won toss. Larry Collins returned a kickoff 41 yards to the Browns' 47. Don Cockroft kicked a 27-yard field goal at 4:30.

**Sept. 24, 1978 – Pittsburgh 15, Cleveland 9**, at Pittsburgh; Steelers won toss. Bennie Cunningham scored on a 37-yard "gadget" pass from Terry Bradshaw at 3:43. Steelers started winning drive on their own 21.

**Dec. 10, 1978 – Cleveland 37, New York Jets 34**, at Cleveland; Browns won toss. Don Cockroft kicked a 22-yard field goal at 3:07.

**Sept. 2, 1979 – Cleveland 25, New York Jets 22**, at New York; Jets won toss. Pat Leahy's 43-yard field goal attempt was wide right at 4:41. Johnny Evans' punt was blocked by Donald Dykes and recovered by Tom Newton. Chuck Ramsey punted into the end zone for a touchback. Evans punted and Bruce Harper returned to the Jets' 24. Matt Robinson's pass was intercepted by Oliver Davis and returned 33 yards to Jets' 31. Don Cockroft kicked a 27-yard field goal at 14:45.

**Nov. 18, 1979 – Cleveland 30, Miami 24**, at Cleveland; Browns won toss. Brian Sipe passed 39 yards to Reggie Rucker for touchdown at 1:59.

**Nov. 25, 1979 – Pittsburgh 33, Cleveland 30**, at Pittsburgh; Browns won toss. Brian Sipe's pass was intercepted by Mel Blount on the Steelers' four. Terry Bradshaw's pass was intercepted by Ron Bolton on Browns' 12. Johnny Evans punted and Theo Bell returned to the Steelers' 17. Matt Bahr kicked a 37-yard field goal at 4:51.

**Nov. 8, 1981 – Denver 23, Cleveland 20**, at Denver; Browns won toss. Dennis Smith recovered Calvin Hill's fumble at the Denver 48. Craig Morton's 33-yard pass to Rick Upchurch and six-yard run by Dave Preston set up Fred Steinfort's 30-yard field goal at 4:10.

**Sept. 25, 1983 – Cleveland 30, San Diego 24**, at San Diego; Browns won toss. Harry Holt scored on 48-yard pass play from Brian Sipe at 1:53.

**Oct. 30, 1983 – Cleveland 25, Houston 19**, at Cleveland; Oilers won toss. Teams traded punts. Mike Whitwell intercepted Gifford Nielsen's pass and returned it to the Oilers' 20. Boyce Green scored a touchdown on next play at 6:34.

**Dec. 2, 1984 – Cincinnati 20, Cleveland 17**, at Cleveland; Browns won toss. Browns failed to get first down and Steve Cox punted 41 yards. John Simmons returned the punt 30 yards to the Browns' 35. Jim Breech kicked a 35-yard field goal at 4:34.

**Sept. 8, 1985 – St. Louis 27, Cleveland 24**, at Cleveland; Cardinals won toss. Ron Wolfley returned the kickoff 24 yards to the St. Louis 36. The Cardinals gained 46 yards in nine plays before Neil O'Donoghue kicked a 35-yard field goal at 5:27.

**Nov. 23, 1986 – Cleveland 37, Pittsburgh 31**, at Cleveland; Browns won toss. Following an exchange of possessions, Bernie Kosar threw a 36-yard touchdown pass to Webster Slaughter at 6:37.

**Nov. 30, 1986 – Cleveland 13, Houston 10, at Cleveland**; Houston won toss and elected to kickoff. The Browns' drive was stalled. Frank Minnifield intercepted Oliver Luck. The Browns' drive halted. Minnifield intercepted Luck again. Mark Moseley kicked a 29-yard field goal at 14:44.

**Jan. 3, 1987 – Cleveland 23, N.Y. Jets 20 (2 OT)**, at Cleveland (AFC Divisional Playoffs); Jets won coin toss in first overtime. Dave Jennings punted to Browns' 26. Browns drove to Jets 5. Mark Moseley missed 23-yard field goal (wide right). Jennings punted to Browns 38. Jeff Gossett punted to Jets 19. Jennings punted to Browns 31. Moseley kicked 27-yard field goal following a 60-yard drive at 2:02 (2nd OT).

**Jan. 11, 1987 – Denver 23, Cleveland 20**, at Cleveland (AFC Championship); Browns won toss. Jeff Gossett punted to Gerald Wilhite, who returned the ball to the Denver 25. Rich Karlis kicked a 33-yard field goal at 5:48.

**Nov. 1, 1987 – San Diego 27, Cleveland 24, at San Diego**; Browns won toss. Bernie Kosar's pass intended for Ernest Byner was intercepted by Vencie Glenn. Vince Abbott kicked 33-yard field goal at 2:16.

**Oct. 8, 1989 – Miami 13, Cleveland 10, at Miami**; Browns won toss. Matt Bahr missed a 44-yard field goal wide left. Pete Stoyanovich kicked a 35-yard field goal at 8:37.

**Nov. 19, 1989 – Cleveland 10, Kansas City 10**, at Cleveland; Browns won toss. Each team had three possessions. Nick Lowery was short on a 47-yard field goal attempt at :17.

**Dec. 10, 1989 – Indianapolis 23, Cleveland 17**, at Indianapolis; Browns won toss. Matt Bahr missed a 35-yard field goal wide left. The Colts punted. Bernie Kosar's pass was intercepted by Mike Prior, who returns 58 yards for a TD at 4:06.

**Dec. 17, 1989 – Cleveland 23, Minnesota 17**, at Cleveland; Browns won toss. After both teams punted, Mike Pagel threw a 14-yard pass to Van Walters on a fake 31-yard field goal attempt at 5:30.

**Oct. 20, 1991 – Cleveland 30, San Diego 24**, at San Diego; Chargers won toss. The teams exchanged possessions. David Brandon scored on a 30-yard interception of John Friesz at 9:02.

**Oct. 29, 1995 – Cleveland 29, Cincinnati 26**, at Cincinnati; Browns won toss. On the Bengals' second possession, Carl Banks tipped a Jeff Blake pass into the hands of Dana Hall, who returned the ball to the Cincinnati 45. Earnest Byner raced 23 yards on a draw to set up Matt Stover's 28-yard field goal with 8:30 left in overtime.

**Nov. 4, 2001 – Chicago 27, Cleveland 21**, at Chicago; Bears won toss. The Browns shut down Chicago on the first series of overtime, forcing a Chicago punt. On the third play of Cleveland's first possession in overtime, Brian Robinson tipped a pass from Tim Couch and the ball was intercepted by Mike Brown, who returned it for the winning touchdown with 12:10 left in overtime.

**Nov. 11, 2001 – Pittsburgh 15, Cleveland 12**, at Cleveland; Steelers won toss. The Steelers took the opening kickoff and ran eight times for 58 yards, including 48 yards by Jerome Bettis, to set up a 32-yard field goal by Kris Brown with 9:38 remaining in overtime.

**Sept. 22, 2002 – Cleveland 31, Tennessee 28**, at Tennessee; Browns won the toss. Cleveland overcame a 14-point fourth quarter deficit to force overtime. The Browns took the opening kickoff and drove 65 yards on eight plays to set up a 33-yard field goal by Phil Dawson.

**Sept. 29, 2002 – Pittsburgh 16, Cleveland 13**, at Pittsburgh; Steelers won toss. Cleveland rookie LB Andra Davis intercepted Steelers' QB Tommy Maddox on Pittsburgh's first possession, but Browns K Phil Dawson missed a 45-yard field goal attempt. Pittsburgh answered with an 11-play, 52-yard drive, capped by a 31-yard field goal by K Todd Peterson. Peterson's first attempt at the game-winner on third down was blocked by the Browns but recovered by Pittsburgh behind the line of scrimmage to set up another fourth down kick.

**Dec. 14, 2003 – Denver 23, Cleveland 20**, at Denver; Browns won toss. Cleveland overcame an early 10-0 deficit in the 1st quarter as Browns' QB Tim Couch threw for 2 TDs in regulation. Denver stopped Cleveland in OT and orchestrated an 8-play, 46-yard drive as Broncos K Jason Elam connected on a 25-yard field goal.

**Oct. 24, 2004 – Philadelphia 34, Cleveland 31**, at Cleveland; Eagles won toss. QB Jeff Garcia sent the game to overtime with a 4-yard run with :30 left in the fourth quarter. The Browns forced a punt on the Eagles first possession of overtime but couldn't cross mid-field and gave the ball back to Philadelphia. Eagles K David Akers made a 50-yard field goal with 5:02 left in overtime.

**Dec. 3, 2006 – Cleveland 31, Kansas City 28**, at Cleveland; Kansas City won toss. The Browns scored two touchdowns in the final nine minutes of regulation to bring the game into overtime. Cleveland's defense held the Chiefs to a punt on their first overtime possession. The Browns drove 63 yards on their ensuing drive, which included a 33-yard run by quarterback Derek Anderson to set up Phil Dawson's game-winning 33-yard field goal at the 5:38 mark.

**Nov. 4, 2007 – Cleveland 33, Seattle 30**, at Cleveland; Seattle won toss. The Browns stopped Seahawks RB Maurice Morris for no gain on a fourth and one play from the Cleveland 44-yard line. After taking possession, the Browns moved the ball 49 yards in five plays and K Phil Dawson nailed a 25-yard game-winning field goal at the 9:19 mark.

**Nov. 18, 2007 – Cleveland 33, Baltimore 30**, at Baltimore; Cleveland won toss. Browns K Phil Dawson tied the game at the end of regulation on a 51-yard field goal that hit the back of the cross bar and bounced out. After consultation, the officials ruled the 51-yard field goal good, which sent the game to overtime. After winning the coin toss, the Browns moved the ball in nine plays and Dawson nailed a game-winning 33-yard field goal at the 9:10 mark.

**Oct. 4, 2009 – Cincinnati 23, Cleveland 20**, at Cleveland; Cincinnati won toss. The Browns eliminated a 14-0 second quarter deficit, but Cincinnati K Shayne Graham connected on a 31-yard game-winning field goal with seven seconds left in overtime.

**Nov. 14, 2010 – New York Jets 26, Cleveland 20**, at Cleveland; N.Y. Jets won toss. Browns QB Colt McCoy completed 5 of 9 passes for 58 yards, during a 10-play drive capped off by a 3-yard touchdown pass to WR Mohamed Massaquoi to tie the game at 20-20 with 44 seconds remaining in regulation. After three unsuccessful series for both teams, the Jets closed the game on the first play of their next series with a 37-yard touchdown pass to WR Antonio Holmes with 24 seconds remaining in overtime.

**Dec. 18, 2011 – Arizona Cardinals 20, Cleveland 17**, at Arizona; Cleveland won toss. Arizona scored 10 unanswered fourth quarter points, including a 33-yard field goal by Jay Feely to tie the game with 5:40 remaining in regulation. The Browns punted on their opening possession in overtime and DB Patrick Peterson returned it 32 yards to the Cleveland 40. Three plays later QB John Skelton connected with WR Larry Fitzgerald for a 32-yard reception. Feely converted on a 22-yard game-winning field goal.

**NOTE:** Cleveland's overtime record is 16-16-1 (17-17-1 including postseason). The Browns set a team record with four overtime games in 1989, tying for second most in NFL history. The Browns are 1-1 in postseason overtime games. Coin toss results (includes post-season): Browns won toss (10-9-1); Browns lost toss (7-7).



## SHUTOUTS BY BROWNS

12/16/2007	vs. Buffalo Bills	8-0
11/20/2005	vs. Miami Dolphins	22-0
11/25/2001	vs. Cincinnati Bengals	18-0
9/18/1994	vs. Arizona Cardinals	32-0
12/1/1991	at Indianapolis Colts	31-0
9/8/1991	at New England Patriots	20-0
9/10/1989	at Pittsburgh Steelers	51-0
10/18/1987	at Cincinnati Bengals	34-0*
11/20/1983	at New England Patriots	30-0
11/13/1983	vs. Tampa Bay Buccaneers	20-0
12/1/1974	vs. San Francisco 49ers	7-0
11/5/1972	vs. Houston Oilers	20-0
9/19/1971	vs. Houston Oilers	31-0
10/25/1970	at Miami Dolphins	28-0
10/22/1967	vs. Chicago Bears	24-0
12/27/1964	vs. Baltimore Colts	27-0**
12/11/1960	vs. Chicago Bears	42-0
12/1/1957	vs. Chicago Cardinals	31-0
11/10/1957	vs. Pittsburgh Steelers	24-0
11/18/1956	at Philadelphia Eagles	16-0
11/21/1954	vs. Philadelphia Eagles	6-0
10/25/1953	at New York Giants	7-0
9/27/1953	at Green Bay Packers	27-0
12/7/1952	at Chicago Cardinals	10-0
12/9/1951	at Pittsburgh Steelers	28-0
11/18/1951	at New York Giants	10-0
10/21/1951	vs. Pittsburgh Steelers	17-0
10/14/1951	vs. Washington Redskins	45-0
9/24/1950	at Baltimore Colts	31-0

\* replacement game, during 1987 players' strike

\*\* NFL Championship Game

## SHUTOUTS BY OPPONENTS

11/16/2009	vs. Baltimore Ravens	0-16
12/28/2008	at Pittsburgh Steelers	0-31
12/21/2008	vs. Cincinnati Bengals	0-14
11/26/2006	vs. Cincinnati Bengals	0-30
12/24/2005	vs. Pittsburgh Steelers	0-41
12/19/2004	vs. San Diego Chargers	0-21
12/21/2003	vs. Baltimore Ravens	0-35
12/17/2000	vs. Tennessee Titans	0-24
12/3/2000	at Jacksonville Jaguars	0-48
10/22/2000	at Pittsburgh Steelers	0-22
10/1/2000	vs. Baltimore Ravens	0-12
9/12/1999	vs. Pittsburgh Steelers	0-43
9/27/1992	vs. Denver Broncos	0-12
12/23/1990	at Pittsburgh Steelers	0-35
11/4/1990	vs. Buffalo Bills	0-42
9/30/1990	at Kansas City Chiefs	0-34
12/3/1989	vs. Cincinnati Bengals	0-21
9/3/1984	at Seattle Seahawks	0-33
11/27/1977	vs. Los Angeles Rams	0-9
12/3/1972	at Pittsburgh Steelers	0-30
10/15/1972	vs. Chicago Bears	0-17
10/24/1971	vs. Denver Broncos	0-27
12/29/1968	vs. Baltimore Colts	0-34**
12/21/1958	at New York Giants	0-10#
10/1/1950	vs. New York Giants	0-6

# Playoff Game

\*\*NFL Championship Game

The Browns have won 29 NFL games by shutout and lost 24. Cleveland registered eight shutouts in the AAFC and was never shutout.

## BROWNS PLAYER BIRTHDAYS

### January

- 3 L.J. Fort
- 3 Evan Moore
- 7 Jarrod Shaw
- 8 Josh Cooper
- 17 Jake Anderson
- 21 Dan Gronkowski
- 23 Phil Dawson
- 26 Reggie Hodges

### February

- 1 Montario Hardesty
- 3 Scott Paxson
- 11 Craig Robertson
- 17 Emmanuel Stephens
- 22 Dominic Alford
- 25 Adonis Thomas

### March

- 5 Jermaine Saffold
- 10 Austin English
- 19 Sheldon Brown
- 24 John Greco

### April

- 6 Carlton Mitchell
- 7 Phil Taylor
- 13 Josh Gordon
- 14 Joe Haden
- 15 Billy Winn
- 17 Benjamin Jacobs
- 22 Alex Smith
- 24 Rod Windsor
- 26 Buster Skrine
- 27 John Hughes
- 28 Scott Fujita
- 28 William Green

### May

- 5 Chris Ogbonnaya
- 5 Usama Young
- 10 Jabaa Sheard
- 11 Quinton Spears
- 15 Juqua Parker
- 20 Brad Smalley
- 21 Spencer Lanning
- 30 Greg Little

### June

- 1 Bert Reed
- 8 Mitchell Schwartz
- 9 Joshua Cribbs
- 18 Dimitri Patterson
- 29 Oniel Cousins

### July

- 6 Ryan Miller
- 7 Christian Yount
- 10 Trent Richardson
- 13 JoJo Dickson
- 23 Johnson Bademosi
- 25 Ahtyba Rubin
- 26 Marcus Benard

### August

- 1 Trevin Wade
- 6 Seneca Wallace
- 7 Jordan Cameron
- 8 Tashaun Gipson
- 9 Emmanuel Davis
- 15 Matt Cleveland
- 20 James-Michael Johnson
- 20 Brian Schaefering
- 22 Eddie Williams

### September

- 5 Colt McCoy
- 5 Jason Pinkston
- 12 Brian Sanford
- 14 Frostee Rucker
- 15 Eric Hagg
- 26 D'Qwell Jackson
- 29 Jordan Norwood

### October

- 4 Owen Marecic
- 7 Kiante Tripp
- 10 Brandon Jackson
- 14 Brandon Weeden
- 20 David Sims
- 21 Garth Gerhart
- 21 Ray Ventrone
- 22 Jeff Wolfert
- 26 Shawn Lauvao
- 26 Jeff Shugarts

### November

- 2 Owen Spencer
- 9 James Dockery
- 10 Emmanuel Acho
- 16 Chris Gocong
- 19 Thaddeus Lewis
- 19 Alex Mack
- 24 Mohamed Massaquoi
- 29 Antwan Reed
- 30 Stanley Daniels

### December

- 4 Joe Thomas
- 12 T.J. Ward
- 18 Benjamin Watson
- 27 Kaluka Maiava
- 29 Travis Benjamin

## BROWNS ON PRIME TIME BY YEAR

### 1970s

Sept. 21, 1970*	Cleveland 31, New York Jets 21	at Cleveland
Dec. 7, 1970	Cleveland 21, Houston 10	at Houston
Oct. 4, 1971	Oakland 34, Cleveland 20	at Cleveland
Nov. 13, 1972	Cleveland 21, San Diego 17	at San Diego
Oct. 15, 1973	Miami 17, Cleveland 9	at Cleveland
Sept. 26, 1977	Cleveland 30, New England 27 (OT)	at Cleveland
Sept. 24, 1979	Cleveland 26, Dallas 7	at Cleveland

### 1980s

Sept. 15, 1980	Houston 16, Cleveland 7	at Cleveland
Nov. 3, 1980	Cleveland 27, Chicago 21	at Cleveland
Sept. 7, 1981	San Diego 44, Cleveland 14	at Cleveland
Dec. 3, 1981	Houston 17, Cleveland 13	at Houston
Sept. 15, 1983	Cleveland 17, Cincinnati 7	at Cleveland
Sept. 16, 1984#	Denver 24, Cleveland 14	at Cleveland
Sept. 16, 1985	Cleveland 17, Pittsburgh 7	at Cleveland
Sept. 18, 1986**	Cincinnati 30, Cleveland 13	at Cleveland
Nov. 10, 1986	Cleveland 26, Miami 16	at Cleveland
Oct. 26, 1987	Cleveland 30, L.A. Rams 17	at Cleveland
Nov. 29, 1987#	San Francisco 38, Cleveland 14	at San Francisco
Sept. 19, 1988	Cleveland 23, Indianapolis 17	at Cleveland
Nov. 7, 1988	Houston 24, Cleveland 17	at Houston
Dec. 12, 1988	Miami 38, Cleveland 31	at Miami
Sept. 25, 1989	Cincinnati 21, Cleveland 14	at Cincinnati
Oct. 23, 1989	Cleveland 27, Chicago 7	at Cleveland
Dec. 23, 1989##	Cleveland 24, Houston 20	at Houston

### 1990s

Oct. 8, 1990	Cleveland 30, Denver 29	at Denver
Oct. 22, 1990	Cincinnati 34, Cleveland 13	at Cleveland
Nov. 17, 1991#	Houston 28, Cleveland 24	at Houston
Sept. 14, 1992	Miami 27, Cleveland 23	at Cleveland
Sept. 13, 1993	Cleveland 23, San Francisco 13	at Cleveland
Oct. 13, 1994**	Cleveland 11, Houston 8	at Houston
Oct. 2, 1995	Buffalo 22, Cleveland 19	at Cleveland
Nov. 13, 1995	Pittsburgh 20, Cleveland 3	at Pittsburgh
Sept. 12, 1999#	Pittsburgh 43, Cleveland 0	at Cleveland

### 2000s

Oct. 6, 2002#	Baltimore 26, Cleveland 21	at Cleveland
Oct. 5, 2003#	Cleveland 33, Pittsburgh 13	at Pittsburgh
Dec. 8, 2003	St. Louis 26, Cleveland 20	at Cleveland
Nov. 7, 2004#	Baltimore 27, Cleveland 13	at Baltimore
Dec. 26, 2004#	Miami 10, Cleveland 7	at Miami
Nov. 13, 2005#	Pittsburgh 34, Cleveland 21	at Pittsburgh
Dec. 7, 2006**	Pittsburgh 27, Cleveland 7	at Pittsburgh
Sept. 14, 2008#	Pittsburgh 10, Cleveland 6	at Cleveland
Oct. 13, 2008	Cleveland 35, New York Giants 14	at Cleveland
Nov. 6, 2008**	Denver 34, Cleveland 30	at Cleveland
Nov. 17, 2008	Cleveland 29, Buffalo 27	at Buffalo
Dec. 15, 2008	Philadelphia 30, Cleveland 10	at Philadelphia
Nov. 16, 2009	Baltimore 16, Cleveland 0	at Cleveland
Dec. 10, 2009**	Cleveland 13, Pittsburgh 6	at Cleveland

### 2010s

Dec. 12, 2011**	Pittsburgh 14, Cleveland 3	at Pittsburgh
-----------------	----------------------------	---------------

\* First game ever on Monday Night Football

Monday Nights Except: \*\*Thursday Night, #Sunday Night, ##Saturday Night

## BROWNS ON PRIME TIME BY DAY

### MONDAY NIGHT (15-14)

*Sept. 21, 1970	Cleveland 31, New York Jets 21	at Cleveland
Dec. 7, 1970	Cleveland 21, Houston 10	at Houston
Oct. 4, 1971	Oakland 34, Cleveland 20	at Cleveland
Nov. 13, 1972	Cleveland 21, San Diego 17	at San Diego
Oct. 15, 1973	Miami 17, Cleveland 9	at Cleveland
Sept. 26, 1977	Cleveland 30, New England 27 (OT)	at Cleveland
Sept. 24, 1979	Cleveland 26, Dallas 7	at Cleveland
Sept. 15, 1980	Houston 16, Cleveland 7	at Cleveland
Nov. 3, 1980	Cleveland 27, Chicago 21	at Cleveland
Sept. 7, 1981	San Diego 44, Cleveland 14	at Cleveland
Sept. 16, 1985	Cleveland 17, Pittsburgh 7	at Cleveland
Nov. 10, 1986	Cleveland 26, Miami 16	at Cleveland
Oct. 26, 1987	Cleveland 30, L.A. Rams 17	at Cleveland
Sept. 19, 1988	Cleveland 23, Indianapolis 17	at Cleveland
Nov. 7, 1988	Houston 24, Cleveland 17	at Houston
Dec. 12, 1988	Miami 38, Cleveland 31	at Miami
Sept. 25, 1989	Cincinnati 21, Cleveland 14	at Cincinnati
Oct. 23, 1989	Cleveland 27, Chicago 7	at Cleveland
Oct. 8, 1990	Cleveland 30, Denver 29	at Denver
Oct. 22, 1990	Cincinnati 34, Cleveland 13	at Cleveland
Sept. 14, 1992	Miami 27, Cleveland 23	at Cleveland
Sept. 13, 1993	Cleveland 23, San Francisco 13	at Cleveland
Oct. 2, 1995	Buffalo 22, Cleveland 19	at Cleveland
Nov. 13, 1995	Pittsburgh 20, Cleveland 3	at Pittsburgh
Dec. 8, 2003	St. Louis 26, Cleveland 20	at Cleveland
Oct. 13, 2008	Cleveland 35, New York Giants 14	at Cleveland
Nov. 17, 2008	Cleveland 29, Buffalo 27	at Buffalo
Dec. 15, 2008	Philadelphia 30, Cleveland 10	at Philadelphia
Nov. 16, 2009	Baltimore 16, Cleveland 0	at Cleveland

### SUNDAY NIGHT (1-9)

Sept. 16, 1984	Denver 24, Cleveland 14	at Cleveland
Nov. 29, 1987	San Francisco 38, Cleveland 24	at San Francisco
Nov. 17, 1991	Houston 28, Cleveland 24	at Houston
Sept. 12, 1999	Pittsburgh 43, Cleveland 0	at Cleveland
Oct. 6, 2002	Baltimore 26, Cleveland 21	at Cleveland
Oct. 5, 2003	Cleveland 33, Pittsburgh 13	at Pittsburgh
Nov. 7, 2004	Baltimore 27, Cleveland 13	at Baltimore
Dec. 26, 2004	Miami 10, Cleveland 7	at Miami
Nov. 13, 2005	Pittsburgh 34, Cleveland 21	at Pittsburgh
Sept. 14, 2008	Pittsburgh 10, Cleveland 6	at Cleveland

### SATURDAY NIGHT (1-0)

Dec. 23, 1989	Cleveland 24, Houston 20	at Houston
---------------	--------------------------	------------

### THURSDAY NIGHT (3-5)

Dec. 3, 1981	Houston 17, Cleveland 13	at Houston
Sept. 15, 1983	Cleveland 17, Cincinnati 7	at Cleveland
Sept. 18, 1986	Cincinnati 30, Cleveland 13	at Cleveland
Oct. 13, 1994	Cleveland 11, Houston 8	at Houston
Dec. 7, 2006	Pittsburgh 27, Cleveland 7	at Pittsburgh
Nov. 6, 2008	Denver 34, Cleveland 30	at Cleveland
Dec. 10, 2009	Cleveland 13, Pittsburgh 6	at Cleveland
Dec. 12, 2011	Pittsburgh 14, Cleveland 3	at Pittsburgh

\* First-ever game on Monday Night Football

## OVERALL PRIME TIME GAMES

### Overall Prime Time Games..... 20-28

Home.....	13-15
Road.....	7-13

### Monday Night..... 15-14

Home.....	11-9
Road.....	4-5

### Sunday Night ..... 1-9

Home.....	0-4
Road.....	1-5

### Saturday Night..... 1-0

Home.....	0-0
Road.....	1-0

### Thursday Night..... 3-5

Home.....	2-2
Road.....	1-3

## ALL-TIME PRESEASON RESULTS

### 1946 (1-0)

8/30	Brooklyn Dodgers at Akron (35,964)	35-20
------	------------------------------------	-------

### 1947 (1-0)

8/29	Baltimore Colts at Akron (35,106)	28-0
------	-----------------------------------	------

### 1948 (1-1)

8/22	Buffalo Bisons at Akron (28,069)	35-21
8/27	Baltimore Colts at Toledo (13,433)	17-21

### 1949 (2-0-1)

8/14	Chicago Hornets at Toledo (13,500)	21-0
8/19	San Francisco 49ers (31,157)	21-21
8/26	New York Yankees at Akron (19,441)	28-21

### 1950 (5-0)

8/12	Green Bay Packers at Toledo (10,000)	38-7
8/19	Baltimore Colts at Cincinnati (21,000)	34-7
8/25	Detroit Lions at Akron (23,670)	35-14
9/1	Chicago Bears (51,076)	27-23
9/4	Pittsburgh Steelers at Buffalo (15,259)	41-31

### 1951 (4-1)

8/17	College All-Stars (92,180)	33-0
8/25	New York Yankees at Akron (25,820)	52-0
9/4	at Detroit Lions (35,165)	20-21
9/9	at Chicago Bears (67,342)	32-21
9/14	Los Angeles Rams (38,851)	7-6

### 1952 (2-2)

8/23	at Green Bay Packers (22,215)	21-14
8/29	Chicago Bears (37,976)	14-7
9/6	Detroit Lions at Syracuse (26,000)	21-28
9/13	San Francisco 49ers at Akron (30,119)	31-35

### 1953 (4-1-1)

8/23	at San Francisco 49ers (36,273)	20-7
8/28	at Los Angeles Rams (21,440)	9-27
9/4	at Detroit Lions (39,985)	24-24
9/7	Baltimore Colts at Akron (20,000)	23-21
9/11	at Chicago Bears (36,796)	20-14
9/19	Green Bay Packers (22,336)	21-13

### 1954 (2-3)

8/21	at Green Bay Packers (15,747)	14-13
8/27	at Los Angeles Rams (58,567)	10-38
9/5	at San Francisco 49ers (46,877)	21-38
9/10	Detroit Lions at Dallas (42,000)	31-56
9/18	Chicago Bears (17,631)	35-7

### 1955 (1-5)

8/12	College All-Stars (75,000)	27-30
8/20	Green Bay Packers at Akron (22,000)	13-7
8/28	at San Francisco 49ers (41,604)	14-17
9/2	Los Angeles Rams (35,948)	21-38
9/10	Detroit Lions (29,581)	3-19
9/15	at Chicago Bears (43,067)	21-24

### 1956 (2-5)

8/10	College All-Stars (75,000)	26-0
8/19	at San Francisco 49ers (38,741)	17-28
8/24	at Los Angeles Rams (40,175)	6-17
9/1	Green Bay Packers (15,456)	20-21
9/7	at Detroit Lions (48,105)	0-17
9/15	Detroit Lions at Akron (28,201)	14-31
9/21	at Chicago Bears (56,543)	24-14

### 1957 (2-4)

8/14	at Detroit Lions (40,150)	10-20
8/24	Pittsburgh Steelers at Akron (26,669)	28-13
9/1	at San Francisco 49ers (32,840)	17-21
9/6	at Los Angeles Rams (45,011)	14-20
9/14	Detroit Lions (34,369)	23-7
9/20	at Chicago Bears (47,354)	3-29

### 1958 (3-3)

8/16	Pittsburgh Steelers at Akron (27,202)	10-0
8/22	at Detroit Lions (36,662)	7-17
8/29	at Los Angeles Rams (41,387)	13-10
9/7	at San Francisco 49ers (31,339)	16-21
9/12	at Chicago Bears (52,669)	31-42
9/20	Detroit Lions (35,343)	41-7

### 1959 (2-4)

8/11	at Pittsburgh Steelers (27,432)	20-34
8/22	Detroit Lions at Akron (22,654)	3-9
8/30	at San Francisco 49ers (24,737)	14-17
9/5	at Los Angeles Rams (55,883)	27-24
9/13	at Detroit Lions (33,435)	28-31
9/19	Chicago Bears (25,316)	33-31

### 1960 (5-1)

8/13	at Detroit Lions (24,620)	28-14
8/18	at Pittsburgh Steelers (16,360)	27-24
8/27	at Los Angeles Rams (48,175)	17-22
9/3	San Francisco 49ers at Portland (25,898)	26-24
9/10	Chicago Bears at Akron (21,568)	16-10
9/17	Detroit Lions (25,911)	14-10

### 1961 (3-2)

8/11	at Detroit Lions (25,602)	7-35
8/20	at San Francisco 49ers (38,759)	27-24
8/25	at Los Angeles Rams (40,086)	34-17
9/1	Pittsburgh Steelers at Akron (27,758)	38-6
9/7	Detroit Lions (41,374)	17-35

### 1962 (5-0)

8/11	at Detroit Lions (34,241)	17-14
8/18	Pittsburgh Steelers (77,683)	33-10
8/25	San Francisco 49ers at Portland (27,161)	34-27
9/1	at Los Angeles Rams (43,118)	26-24
9/7	at Chicago Bears (57,878)	28-24

### 1963 (2-3)

8/10	at Detroit Lions (37,248)	10-24
8/17	Baltimore Colts (83,218)	7-21
8/25	at San Francisco 49ers (28,335)	24-7
8/31	at Los Angeles Rams (45,623)	23-14
9/7	Pittsburgh Steelers at Canton (18,462)	7-16

### 1964 (4-1)

8/9	at San Francisco 49ers (27,404)	7-26
8/15	at Los Angeles Rams (43,183)	56-31
8/22	Pittsburgh Steelers at Akron (27,255)	42-7
8/28	at Detroit Lions (36,946)	35-14
9/5	Green Bay Packers (83,736)	20-17

### 1965 (5-1)

8/6	College All-Stars (68,000)	24-16
8/15	at San Francisco 49ers (22,000)	37-21
8/21	at Los Angeles Rams (29,508)	21-19
8/29	at Detroit Lions (28,803)	28-14
9/4	Green Bay Packers (83,118)	14-30
9/11	Pittsburgh Steelers at Akron (23,162)	28-16

**1966 (3-2)**

8/6	at Los Angeles Rams (63,285) .....	6-16
8/14	at San Francisco 49ers (27,867) .....	28-17
8/20	at Atlanta Falcons (48,548) .....	42-3
8/26	Baltimore Colts (83,418) .....	17-24
9/3	Pittsburgh Steelers at Birmingham (23,590) .....	13-10

**1967 (1-5)**

8/5	Philadelphia Eagles at Canton (17,500) .....	13-28
8/13	at San Francisco 49ers (27,482) .....	14-42
8/19	at Los Angeles Rams (36,942) .....	17-24
8/25	at Atlanta Falcons (52,240) .....	31-34
9/2	Green Bay Packers (84,236) .....	21-30
9/10	at Minnesota Vikings (40,012) .....	42-14

**1968 (2-3)**

8/9	at Los Angeles Rams (64,020) .....	21-23
8/18	at San Francisco 49ers (26,801) .....	31-17
8/24	at New Orleans Saints (70,045) .....	27-40
8/30	at Buffalo Bills (45,448) .....	22-12
9/7	Green Bay Packers (84,918) .....	9-31

**1969 (3-2-1)**

8/10	San Francisco 49ers at Seattle (32,219) .....	21-16
8/16	at Los Angeles Rams (54,937) .....	10-7
8/23	at San Diego Chargers (36,005) .....	19-19
8/30	Green Bay Packers (85,532) .....	17-27
9/6	at Washington Redskins (45,994) .....	20-10
9/10	Minnesota Vikings at Akron (28,561) .....	16-23

**1970 (2-4)**

8/8	at Los Angeles Rams (71,559) .....	17-30
8/15	San Francisco 49ers at Tampa (41,851) .....	17-10
8/22	Kansas City Chiefs at Memphis (31,532) .....	13-16
8/29	at Cincinnati Bengals (57,112) .....	24-31
9/5	Minnesota Vikings (83,043) .....	21-24
9/12	at New York Giants (62,461) .....	30-29

**1971 (1-5)**

8/8	at San Francisco 49ers (40,000) .....	24-38
8/13	at Los Angeles Rams (52,503) .....	5-17
8/20	at Dallas Cowboys (69,099) .....	15-16
8/28	Chicago Bears at South Bend (43,568) .....	19-20
9/4	New York Giants (82,710) .....	30-7
9/10	at St. Louis Cardinals (46,171) .....	13-27

**1972 (0-6)**

8/4	at Los Angeles Rams (64,803) .....	3-13
8/13	at San Francisco 49ers (58,364) .....	13-20
8/20	Detroit Lions at Ann Arbor (58,422) .....	7-34
8/26	Minnesota Vikings (70,583) .....	17-20
9/3	Cincinnati Bengals at Columbus (84,816) .....	21-27
9/10	at New York Giants (60,152) .....	21-28

**1973 (2-3-1)**

8/6	San Francisco 49ers (65,707) .....	16-27
8/11	at Los Angeles Rams (54,385) .....	21-21
8/19	Cincinnati Bengals at Columbus (73,421) .....	24-6
8/25	Atlanta Falcons at Knoxville (40,831) .....	20-17
9/1	Detroit Lions (64,088) .....	13-16
9/8	New York Giants at Akron (30,751) .....	10-21

**1974 (2-4)**

8/2	at Los Angeles Rams (28,021) .....	21-24
8/12	San Francisco 49ers (24,008) .....	21-20
8/17	Baltimore Colts at Tampa (25,116) .....	3-37
8/24	Washington Redskins (44,528) .....	17-20
9/1	Cincinnati Bengals at Columbus (36,326) .....	21-17
9/7	at Detroit Lions (42,905) .....	7-21

**1975 (2-4)**

8/10	at San Francisco 49ers (45,560) .....	13-17
8/16	Philadelphia Eagles (35,769) .....	14-6
8/22	at Washington Redskins (15,513) .....	14-23
9/1	Buffalo Bills (31,155) .....	20-34
9/7	New York Giants at Seattle (20,000) .....	24-20
9/13	Detroit Lions (32,341) .....	24-27

**1976 (4-2)**

7/31	Baltimore Colts at Lincoln (20,304) .....	0-21
8/7	Atlanta Falcons at Stillwater (24,227) .....	31-7
8/16	Minnesota Vikings (44,336) .....	31-7
8/23	at Philadelphia Eagles (20,600) .....	21-17
8/30	New England Patriots (36,016) .....	30-27
9/3	at Buffalo Bills (37,951) .....	10-28

**1977 (3-3)**

8/8	Washington Redskins (32,554) .....	14-16
8/13	at Minnesota Vikings (45,370) .....	33-34
8/19	St. Louis Cardinals (31,308) .....	19-10
8/25	Chicago Bears (36,598) .....	14-7
9/3	at Green Bay Packers (53,180) .....	19-14
9/9	at Detroit Lions (49,168) .....	20-24

**1978 (2-2)**

8/7	New York Giants (30,636) .....	7-21
8/12	at Buffalo Bills (23,241) .....	20-10
8/21	Detroit Lions (31,345) .....	14-10
8/27	at New England Patriots (42,696) .....	10-21

**1979 (2-2)**

8/4	at New York Giants (30,905) .....	7-27
8/11	Baltimore Colts (43,056) .....	24-3
8/18	at Detroit Lions (55,623) .....	10-21
8/24	at Washington Redskins (40,039) .....	21-9

**1980 (1-3)**

8/9	at Kansas City Chiefs (38,055) .....	0-42
8/18	Washington Redskins (54,986) .....	3-12
8/23	at Chicago Bears (57,688) .....	33-31
8/30	at Minnesota Vikings (47,262) .....	16-38

**1981 (2-3)**

8/1	Atlanta Falcons at Canton (23,921) .....	24-10
8/8	Pittsburgh Steelers (78,610) .....	31-35
8/15	at Buffalo Bills (32,306) .....	13-10
8/22	Buffalo Bills (41,495) .....	20-31
8/29	at Green Bay Packers (56,191) .....	18-35

**1982 (4-0)**

8/14	at Detroit Lions (54,275) .....	17-16
8/19	Los Angeles Rams (60,794) .....	26-23
8/28	at New Orleans Saints (55,689) .....	20-17
9/4	at Los Angeles Raiders (38,840) .....	27-10

**1983 (3-1)**

8/6	at Green Bay Packers (41,866) .....	21-20
8/13	at Buffalo Bills (25,886) .....	27-10
8/20	at Denver Broncos (73,244) .....	10-19
8/26	Los Angeles Raiders (61,844) .....	20-17

**1984 (1-3)**

8/4	Pittsburgh Steelers (47,381) .....	14-31
8/13	at Los Angeles Rams (41,882) .....	21-10
8/18	at Kansas City Chiefs (33,074) .....	13-31
8/23	at Philadelphia Eagles (40,030) .....	19-20

**1985 (2-2)**

8/10	at San Diego Chargers (42,300) .....	7-12
8/17	Philadelphia Eagles (46,236) .....	28-14
8/24	at Buffalo Bills (23,145) .....	31-28
8/30	Los Angeles Raiders (44,926) .....	7-26

**1986 (4-0)**

8/9	Buffalo Bills (58,982).....	19-17
8/15	at Miami Dolphins (50,815).....	17-10
8/23	at Atlanta Falcons (33,637).....	27-21
8/28	at Los Angeles Raiders (57,780).....	25-22

**1987 (3-1)**

8/15	St. Louis Cardinals (78,650).....	31-16
8/22	at New York Giants (41,008).....	10-24
8/29	at Atlanta Falcons (35,960).....	23-3
9/5	Green Bay Packers at Milwaukee (37,707).....(OT)	30-24

**1988 (3-1)**

8/6	Detroit Lions (78,065).....	13-10
8/13	at Tampa Bay Buccaneers (50,074).....	23-3
8/18	New York Jets at Montreal (39,112).....	7-11
8/26	New York Giants (71,129).....	17-13

**1989 (1-4)**

8/6	Philadelphia Eagles at London (73,677).....	13-17
8/12	at Detroit Lions (44,536).....	25-24
8/19	Pittsburgh Steelers (71,939).....	21-24
8/26	at Phoenix Cardinals (36,667).....	7-21
9/2	Tampa Bay Buccaneers (62,486).....	10-27

**1990 (1-4)**

8/4	Chicago Bears at Canton (23,952).....	0-13
8/11	at Green Bay Packers (52,625).....	25-10
8/19	Minnesota Vikings (60,989).....	20-23
8/25	Washington Redskins (62,444).....	13-31
9/1	at New York Giants (33,148).....	10-28

**1991 (2-2)**

8/5	Tampa Bay Buccaneers (64,753).....	10-23
8/10	New York Giants (54,445).....	16-10
8/16	at Washington Redskins (51,137).....(OT)	24-21
8/23	at Minnesota Vikings (45,925).....	7-31

**1992 (2-2)**

8/8	Atlanta Falcons (59,566).....	7-0
8/15	at New York Giants (46,788).....	7-16
8/24	Minnesota Vikings (55,755).....	3-56
8/28	at Tampa Bay Buccaneers (40,883).....	24-3

**1993 (2-2)**

8/9	at Washington Redskins (36,455).....	12-41
8/14	New England Patriots at Toronto (33,012).....	12-9
8/21	Los Angeles Rams (51,361).....	21-10
8/27	at Tampa Bay Buccaneers (45,668).....	20-23

**1994 (3-1)**

8/6	at New York Giants (59,684).....	24-15
8/13	Detroit Lions (47,455).....	16-7
8/19	Atlanta Falcons (51,602).....	28-7
8/25	at Indianapolis Colts (39,052).....	7-24

**1995 (2-2)**

8/6	New York Giants (45,046).....	13-19
8/14	Chicago Bears (49,891).....	55-13
8/19	at Atlanta Falcons (41,813).....	10-19
8/25	at Arizona Cardinals (40,903).....	31-17

**1999 (2-3)**

8/9	Dallas Cowboys at Canton (25,156).....(OT)	20-17
8/14	at Tampa Bay Buccaneers (63,963).....	3-30
8/21	Minnesota Vikings (71,398).....	17-24
8/28	Chicago Bears (72,388).....	35-24
9/2	at Philadelphia Eagles (64,978).....	17-30

**2000 (1-3)**

7/30	Philadelphia Eagles (72,518).....	33-22
8/12	at Chicago Bears (66,944).....	6-19
8/19	Washington Redskins (71,818).....	0-24
8/26	at Green Bay Packers (59,687).....	33-34

**2001 (2-2)**

8/11	Green Bay Packers (71,218).....	10-3
8/18	Tampa Bay Buccaneers (72,018).....	7-6
8/24	at Washington Redskins (67,014).....	25-27
8/31	at Carolina Panthers (70,444).....(OT)	20-23

**2002 (2-2)**

8/10	at Minnesota Vikings (63,532).....	27-15
8/17	Detroit Lions (70,218).....	24-23
8/26	at Green Bay Packers (62,668).....	20-27
8/30	Carolina Panthers (68,718).....	19-20

**2003 (1-3)**

8/9	at Tennessee Titans (68,809).....	6-10
8/15	Green Bay Packers (70,348).....	31-38
8/23	at Detroit Lions (59,333).....	17-38
8/28	Atlanta Falcons (69,618).....	20-9

**2004 (3-1)**

8/14	at Tennessee Titans (68,809).....	3-24
8/21	Detroit Lions (67,771).....	17-10
8/28	at Kansas City Chiefs (76,086).....	21-19
9/3	Chicago Bears (69,393).....	24-10

**2005 (3-1)**

8/13	New York Giants (67,429).....	17-14
8/20	at Detroit Lions (58,371).....	21-13
8/26	Carolina Panthers (69,512).....	20-23
9/1	at Chicago Bears (60,346).....	16-6

**2006 (2-2)**

8/10	at Philadelphia Eagles (67,249).....	7-20
8/18	Detroit Lions (68,112).....	20-16
8/26	at Buffalo Bills (70,989).....	20-17
8/31	Chicago Bears (69,366).....	7-20

**2007 (3-1)**

8/11	Kansas City Chiefs (70,067).....	16-12
8/18	Detroit Lions (69,761).....	20-23
8/25	at Denver Broncos (75,361).....	17-16
8/30	at Chicago Bears (61,917).....	19-9

**2008 (0-4)**

8/7	New York Jets (70,668).....	20-24
8/18	at New York Giants (79,207).....	34-37
8/23	at Detroit Lions (44,456).....	6-26
8/28	Chicago Bears (70,880).....	10-16

**2009 (2-2)**

8/15	at Green Bay (69,091).....	0-17
8/22	Detroit Lions (67,154).....	27-10
8/29	Tennessee Titans (67,400).....	23-17
9/3	at Chicago Bears (61,583).....	23-26

**2010 (2-2)**

8/14	at Green Bay (68,958).....	27-24
8/21	St. Louis Rams (58,250).....	17-19
8/28	at Detroit Lions (36,444).....	27-35
9/2	Chicago Bears (62,299).....	13-10

**2011 (1-3)**

8/13	Green Bay (57,077).....	27-17
8/19	Detroit Lions (56,004).....	28-30
8/25	at Philadelphia Eagles (69,144).....	14-24
9/1	at Chicago Bears (59,874).....	14-24



## ALL-TIME REGULAR SEASON RESULTS

### 1946 (12-2)

COACH: Paul Brown

#### 1ST WESTERN DIVISION

DATE	RESULT	OPPONENT	ATT
9/6	W, 44-0	Miami Seahawks	60,135
9/13	W, 20-6	at Chicago Rockets	51,962
9/22	W, 28-0	at Buffalo Bisons	30,302
9/29	W, 24-7	New York Yankees	57,084
10/6	W, 26-7	Brooklyn Dodgers	43,713
10/12	W, 7-0	at New York Yankees	34,252
10/20	W, 31-14	Los Angeles Dons	71,134
10/27	L, 20-34	San Francisco 49ers	70,385
11/3	L, 16-17	at Los Angeles Dons	24,800
11/10	W, 14-7	at San Francisco 49ers	41,061
11/17	W, 51-14	Chicago Rockets	60,457
11/24	W, 42-17	Buffalo Bisons	37,054
12/3	W, 34-0	at Miami Seahawks	9,083
12/8	W, 66-14	at Brooklyn Dodgers	14,600

#### CHAMPIONSHIP

12/22	W, 14-9	New York Yankees	40,469
-------	---------	------------------	--------

### 1947 (12-1-1)

COACH: Paul Brown

#### 1ST WESTERN DIVISION

DATE	RESULT	OPPONENT	ATT
9/5	W, 30-14	Buffalo Bills	63,263
9/12	W, 55-7	at Brooklyn Dodgers	18,876
9/21	W, 28-0	Baltimore Colts	44,257
9/26	W, 41-21	at Chicago Rockets	18,450
10/5	W, 26-17	New York Yankees	80,067
10/12	L, 10-13	Los Angeles Dons	63,124
10/19	W, 31-28	Chicago Rockets	35,266
10/26	W, 14-7	at San Francisco 49ers	54,483
11/2	W, 28-7	at Buffalo Bills	43,167
11/9	W, 13-12	Brooklyn Dodgers	30,279
11/16	W, 37-14	San Francisco 49ers	76,504
11/23	T, 28-28	at New York Yankees	70,060
11/27	W, 27-17	at Los Angeles Dons	45,009
12/7	W, 42-0	at Baltimore Colts	20,574

#### CHAMPIONSHIP

12/14	W, 14-3	at New York Yankees	61,879
-------	---------	---------------------	--------

### 1948 (14-0)

COACH: Paul Brown

#### 1ST WESTERN DIVISION

DATE	RESULT	OPPONENT	ATT
9/3	W, 19-14	Los Angeles Dons	60,193
9/12	W, 42-13	at Buffalo Bills	35,340
9/17	W, 28-7	at Chicago Rockets	30,874
9/26	W, 21-10	Chicago Rockets	37,190
10/5	W, 14-10	at Baltimore Colts	22,359
10/10	W, 30-17	Brooklyn Dodgers	31,187
10/17	W, 31-14	Buffalo Bills	28,054
10/24	W, 35-7	New York Yankees	46,912
11/7	W, 28-7	Baltimore Colts	32,314
11/14	W, 14-7	San Francisco 49ers	82,769
11/21	W, 34-21	at New York Yankees	52,518
11/25	W, 31-14	at Los Angeles Dons	60,031
11/28	W, 31-28	at San Francisco 49ers	59,785
12/5	W, 31-21	at Brooklyn Dodgers	9,821

#### CHAMPIONSHIP

12/19	W, 49-7	Buffalo Bills	22,981
-------	---------	---------------	--------

### 1949 (9-1-2)

COACH: Paul Brown

#### 1ST WESTERN DIVISION

DATE	RESULT	OPPONENT	ATT
9/5	T, 28-28	at Buffalo Bills	31,839
9/11	W, 21-0	Baltimore Colts	21,621
9/18	W, 14-3	New York Yankees	26,312
9/25	W, 28-20	at Baltimore Colts	36,837
10/2	W, 42-7	Los Angeles Dons	30,465
10/9	L, 28-56	at San Francisco 49ers	59,720
10/14	W, 61-14	at Los Angeles Dons	27,127
10/30	W, 30-28	San Francisco 49ers	72,189
11/6	W, 35-2	Chicago Hornets	16,506
11/13	T, 7-7	Buffalo Bills	22,511
11/20	W, 31-0	at New York Yankees	50,711
11/24	W, 14-6	at Chicago Hornets	5,031

#### PLAYOFF

12/4	W, 31-21	Buffalo Bills	17,270
------	----------	---------------	--------

#### CHAMPIONSHIP

12/11	W, 21-7	San Francisco 49ers	22,550
-------	---------	---------------------	--------

### 1950 (10-2)

COACH: Paul Brown

#### 1ST AMERICAN CONFERENCE

DATE	RESULT	OPPONENT	ATT
9/16	W, 35-10	at Philadelphia Eagles	71,237
9/24	W, 31-0	at Baltimore Colts	15,201
10/1	L, 0-6	New York Giants	37,647
10/7	W, 30-17	at Pittsburgh Steelers	35,590
10/15	W, 34-24	Chicago Cardinals	33,774
10/22	L, 13-17	at New York Giants	41,734
10/29	W, 45-7	Pittsburgh Steelers	40,714
11/5	W, 10-7	at Chicago Cardinals	38,456
11/12	W, 34-14	San Francisco 49ers	28,786
11/19	W, 20-14	Washington Redskins	21,908
12/3	W, 13-7	Philadelphia Eagles	37,490
12/10	W, 45-21	at Washington Redskins	30,143

#### PLAYOFF

12/17	W, 8-3	New York Giants	33,054
-------	--------	-----------------	--------

#### NFL CHAMPIONSHIP

12/24	W, 30-28	Los Angeles Rams	29,751
-------	----------	------------------	--------

### 1951 (11-1)

COACH: Paul Brown

#### 1ST AMERICAN CONFERENCE

DATE	RESULT	OPPONENT	ATT
9/30	L, 10-24	at San Francisco 49ers	52,219
10/7	W, 38-23	at Los Angeles Rams	67,186
10/14	W, 45-0	Washington Redskins	33,968
10/21	W, 17-0	Pittsburgh Steelers	32,409
10/27	W, 14-13	New York Giants	56,947
11/4	W, 34-17	at Chicago Cardinals	19,742
11/11	W, 20-17	Philadelphia Eagles	36,571
11/18	W, 10-0	at New York Giants	52,215
11/25	W, 42-21	Chicago Bears	40,969
12/2	W, 49-28	Chicago Cardinals	30,550
12/9	W, 28-0	at Pittsburgh Steelers	24,229
12/16	W, 24-9	at Philadelphia Eagles	16,263

#### NFL CHAMPIONSHIP

12/23	L, 17-24	at Los Angeles Rams	57,540
-------	----------	---------------------	--------

## PINKSTON PROVIDES PROTECTION

In 2011, Browns rookie offensive lineman Jason Pinkston was one of only two rookies drafted in the fifth round or later in the 2011 NFL Draft to start all 16 games. Pinkston, who was drafted in the fifth round (150th overall), joined Philadelphia Eagles rookie offensive lineman Jason Kelce, who was selected in the sixth round (191st overall), as the only two rookies to accomplish the feat in 2011.

**1952 (8-4)**

COACH: Paul Brown

1ST AMERICAN CONFERENCE			
DATE	RESULT	OPPONENT	ATT
9/28	W, 37-7	Los Angeles Rams	57,832
10/4	W, 21-20	at Pittsburgh Steelers	27,923
10/12	L, 9-17	New York Giants	51,858
10/19	W, 49-7	at Philadelphia Eagles	27,874
10/26	W, 19-15	Washington Redskins	32,496
11/2	L, 6-17	at Detroit Lions	56,029
11/9	W, 28-13	Chicago Cardinals	34,097
11/16	W, 29-28	Pittsburgh Steelers	34,973
11/23	L, 20-28	Philadelphia Eagles	28,948
11/30	W, 48-24	at Washington Redskins	22,679
12/7	W, 10-0	at Chicago Cardinals	24,541
12/14	L, 34-37	at New York Giants	41,610
NFL CHAMPIONSHIP			
12/28	L, 7-17	Detroit Lions	50,934

**1953 (11-1)**

COACH: Paul Brown

1ST EASTERN CONFERENCE			
DATE	RESULT	OPPONENT	ATT
9/27	W, 27-0	at Green Bay Packers	22,604
10/4	W, 27-7	at Chicago Cardinals	24,374
10/10	W, 37-13	Philadelphia Eagles	45,802
10/18	W, 30-14	at Washington Redskins	33,963
10/25	W, 7-0	at New York Giants	30,773
11/1	W, 27-3	Washington Redskins	47,845
11/8	W, 34-16	Pittsburgh Steelers	35,592
11/15	W, 23-21	San Francisco 49ers	80,698
11/22	W, 20-16	at Pittsburgh Steelers	32,904
11/29	W, 27-16	Chicago Cardinals	24,499
12/6	W, 62-14	New York Giants	40,235
12/13	L, 27-42	at Philadelphia Eagles	38,654
NFL CHAMPIONSHIP			
12/27	L 16-17	at Detroit Lions	54,577

**1954 (9-3)**

COACH: Paul Brown

1ST EASTERN CONFERENCE			
DATE	RESULT	OPPONENT	ATT
9/26	L, 10-28	at Philadelphia Eagles	26,546
10/10	W, 31-7	Chicago Cardinals	24,101
10/17	L, 27-55	at Pittsburgh Steelers	33,262
10/24	W, 35-3	at Chicago Cardinals	23,823
10/31	W, 24-14	New York Giants	30,448
11/7	W, 62-3	Washington Redskins	25,158
11/14	W, 39-10	at Chicago Bears	48,773
11/21	W, 6-0	Philadelphia Eagles	41,537
11/28	W, 16-7	at New York Giants	45,936
12/5	W, 34-14	at Washington Redskins	21,761
12/12	W, 42-7	Pittsburgh Steelers	28,064
12/19	L, 10-14	Detroit Lions	34,168
NFL CHAMPIONSHIP			
12/26	W, 56-10	Detroit Lions	43,827

**1955 (9-2-1)**

COACH: Paul Brown

1ST EASTERN CONFERENCE			
DATE	RESULT	OPPONENT	ATT
9/25	L, 17-27	Washington Redskins	30,041
10/2	W, 38-3	at San Francisco 49ers	46,150
10/9	W, 21-17	Philadelphia Eagles	43,974
10/16	W, 24-14	at Washington Redskins	29,168
10/23	W, 41-10	Green Bay Packers	51,482
10/30	W, 26-20	at Chicago Cardinals	29,471
11/6	W, 24-14	New York Giants	46,524
11/13	L, 17-33	at Philadelphia Eagles	39,303
11/20	W, 41-14	Pittsburgh Steelers	53,509
11/27	T, 35-35	at New York Giants	45,699
12/4	W, 30-7	at Pittsburgh Steelers	31,101
12/11	W, 35-24	Chicago Cardinals	25,914
NFL CHAMPIONSHIP			
12/26	W, 38-14	at Los Angeles Rams	87,695

**1956 (5-7)**

COACH: Paul Brown

4TH EASTERN CONFERENCE			
DATE	RESULT	OPPONENT	ATT
9/30	L, 7-9	at Chicago Cardinals	20,966
10/6	W, 14-10	at Pittsburgh Steelers	35,398
10/14	L, 9-21	New York Giants	60,042
10/21	L, 9-20	at Washington Redskins	23,332
10/28	L, 16-24	Pittsburgh Steelers	50,358
11/4	W, 24-7	at Green Bay Packers	28,590
11/11	L, 7-21	Baltimore Colts	42,404
11/18	W, 16-0	at Philadelphia Eagles	25,894
11/25	L, 17-20	Washington Redskins	22,878
12/2	W, 17-14	Philadelphia Eagles	20,645
12/9	W, 24-7	at New York Giants	27,707
12/16	L, 7-24	Chicago Cardinals	25,312

**1957 (9-2-1)**

COACH: Paul Brown

1ST EASTERN CONFERENCE			
DATE	RESULT	OPPONENT	ATT
9/29	W, 6-3	New York Giants	58,095
10/5	W, 23-12	at Pittsburgh Steelers	35,570
10/13	W, 24-7	Philadelphia Eagles	53,493
10/20	L, 7-17	at Philadelphia Eagles	22,443
10/27	W, 17-7	at Chicago Cardinals	26,341
11/3	W, 21-17	Washington Redskins	52,936
11/10	W, 24-0	Pittsburgh Steelers	53,709
11/17	T, 30-30	at Washington Redskins	27,722
11/24	W, 45-31	Los Angeles Rams	65,407
12/1	W, 31-0	Chicago Cardinals	40,525
12/8	L, 7-20	at Detroit Lions	55,814
12/15	W, 34-28	at New York Giants	54,294
NFL CHAMPIONSHIP			
12/29	L, 14-59	at Detroit Lions	55,263

**1958 (9-3)**

COACH: Paul Brown

2ND EASTERN CONFERENCE			
DATE	RESULT	OPPONENT	ATT
9/28	W, 30-27	at Los Angeles Rams	69,993
10/5	W, 45-12	at Pittsburgh Steelers	31,130
10/12	W, 35-28	Chicago Cardinals	65,403
10/19	W, 27-10	Pittsburgh Steelers	66,852
10/26	W, 38-24	at Chicago Cardinals	30,933
11/2	L, 17-21	New York Giants	78,404
11/9	L, 10-30	Detroit Lions	75,563
11/16	W, 20-10	at Washington Redskins	32,372
11/23	W, 28-14	Philadelphia Eagles	51,319
11/30	W, 21-14	Washington Redskins	33,240
12/7	W, 21-14	at Philadelphia Eagles	36,773
12/14	L, 10-13	at New York Giants	63,192
PLAYOFF			
12/21	L 0-10	at New York Giants	61,174

**1959 (7-5)**

COACH: Paul Brown

2ND EASTERN CONFERENCE			
DATE	RESULT	OPPONENT	ATT
9/26	L, 7-17	at Pittsburgh Steelers	33,844
10/4	W, 34-7	at Chicago Cardinals	19,935
10/11	L, 6-10	New York Giants	65,534
10/18	W, 17-7	Chicago Cardinals	46,422
10/25	W, 34-7	Washington Redskins	42,732
11/1	W, 38-31	at Baltimore Colts	57,557
11/8	W, 28-7	Philadelphia Eagles	58,275
11/15	W, 31-17	at Washington Redskins	32,266
11/22	L, 20-21	Pittsburgh Steelers	66,563
11/29	L, 20-21	San Francisco 49ers	56,854
12/6	L, 7-48	at New York Giants	68,436
12/13	W, 28-21	at Philadelphia Eagles	45,952

1960 (8-3-1)

COACH: Paul Brown

2ND EASTERN CONFERENCE			
DATE	RESULT	OPPONENT	ATT
9/25	W, 41-24	at Philadelphia Eagles	56,303
10/2	W, 28-20	Pittsburgh Steelers	67,692
10/16	W, 48-7	at Dallas Cowboys	28,500
10/23	L, 29-31	Philadelphia Eagles	84,850
10/30	W, 31-10	at Washington Redskins	32,086
11/6	L, 13-17	New York Giants	82,872
11/13	W, 28-27	St. Louis Cardinals	49,192
11/20	L, 10-14	at Pittsburgh Steelers	35,215
11/27	T, 17-17	at St. Louis Cardinals	26,146
12/4	W, 27-16	Washington Redskins	35,211
12/11	W, 42-0	Chicago Bears	38,155
12/15	W, 48-34	at New York Giants	56,517
PLAYOFF BOWL			
1/7	L, 16-17	Detroit Lions (at Miami)	34,981

1961 (8-5-1)

COACH: Paul Brown

3RD EASTERN CONFERENCE			
DATE	RESULT	OPPONENT	ATT
9/17	L, 20-27	at Philadelphia Eagles	60,671
9/24	W, 20-17	St. Louis Cardinals	50,443
10/1	W, 25-7	Dallas Cowboys	43,638
10/8	W, 31-7	Washington Redskins	46,186
10/15	L, 17-49	Green Bay Packers	75,042
10/22	W, 30-28	at Pittsburgh Steelers	29,266
10/29	W, 21-10	at St. Louis Cardinals	26,696
11/5	L, 13-17	Pittsburgh Steelers	62,723
11/12	W, 17-6	at Washington Redskins	28,975
11/19	W, 45-24	Philadelphia Eagles	68,399
11/26	L, 21-37	New York Giants	80,455
12/3	W, 38-17	at Dallas Cowboys	23,500
12/10	L, 14-17	at Chicago Bears	38,717
12/17	T, 7-7	at New York Giants	61,084

1962 (7-6-1)

COACH: Paul Brown

3RD EASTERN CONFERENCE			
DATE	RESULT	OPPONENT	ATT
9/16	W, 17-7	New York Giants	81,115
9/23	L, 16-17	Washington Redskins	57,491
9/30	L, 7-35	at Philadelphia Eagles	60,671
10/7	W, 19-10	Dallas Cowboys	44,040
10/14	L, 14-36	Baltimore Colts	80,132
10/21	W, 34-7	at St. Louis Cardinals	23,256
10/28	W, 41-14	at Pittsburgh Steelers	35,417
11/4	T, 14-14	Philadelphia Eagles	63,848
11/11	L, 9-17	at Washington Redskins	48,169
11/18	W, 38-14	St. Louis Cardinals	41,815
11/25	W, 35-14	Pittsburgh Steelers	53,601
12/2	L, 21-45	at Dallas Cowboys	24,226
12/9	L, 13-17	at New York Giants	62,794
12/15	W, 13-10	at San Francisco 49ers	35,274

1963 (10-4)

COACH: Blanton Collier

2ND EASTERN CONFERENCE			
DATE	RESULT	OPPONENT	ATT
9/15	W, 37-14	Washington Redskins	57,618
9/22	W, 41-24	at Dallas Cowboys	28,710
9/29	W, 20-6	Los Angeles Rams	54,713
10/5	W, 35-23	Pittsburgh Steelers	84,684
10/13	W, 35-24	at New York Giants	62,956
10/20	W, 37-7	Philadelphia Eagles	75,174
10/27	L, 6-33	New York Giants	84,213
11/3	W, 23-17	at Philadelphia Eagles	60,671
11/10	L, 7-9	at Pittsburgh Steelers	54,497
11/17	L, 14-20	St. Louis Cardinals	75,932
11/24	W, 27-17	Dallas Cowboys	55,096
12/1	W, 24-10	at St. Louis Cardinals	32,531
12/8	L, 10-38	at Detroit Lions	51,382
12/15	W, 27-20	at Washington Redskins	40,865
PLAYOFF BOWL			
1/5	L, 23-40	Green Bay Packers (at Miami)	54,921

1964 (10-3-1)

COACH: Blanton Collier

1ST EASTERN CONFERENCE			
DATE	RESULT	OPPONENT	ATT
9/13	W, 27-13	at Washington Redskins	47,577
9/20	T, 33-33	St. Louis Cardinals	76,954
9/27	W, 28-20	at Philadelphia Eagles	60,671
10/4	W, 27-6	Dallas Cowboys	72,062
10/10	L, 7-23	Pittsburgh Steelers	80,530
10/18	W, 20-16	at Dallas Cowboys	37,456
10/25	W, 42-20	New York Giants	81,050
11/1	W, 30-17	at Pittsburgh Steelers	49,568
11/8	W, 34-24	Washington Redskins	76,385
11/15	W, 37-21	Detroit Lions	83,064
11/22	L, 21-28	at Green Bay Packers	48,065
11/29	W, 38-24	Philadelphia Eagles	79,289
12/6	L, 19-28	at St. Louis Cardinals	31,585
12/12	W, 52-20	at New York Giants	63,007
NFL CHAMPIONSHIP			
12/27	W, 27-0	Baltimore Colts	79,544

1965 (11-3)

COACH: Blanton Collier

1ST EASTERN CONFERENCE			
DATE	RESULT	OPPONENT	ATT
9/19	W, 17-7	at Washington Redskins	48,208
9/26	L, 13-49	St. Louis Cardinals	80,161
10/3	W, 35-17	at Philadelphia Eagles	60,759
10/9	W, 24-19	Pittsburgh Steelers	80,187
10/17	W, 23-17	Dallas Cowboys	80,432
10/24	W, 38-14	at New York Giants	62,864
10/31	L, 17-27	Minnesota Vikings	83,505
11/7	W, 38-34	Philadelphia Eagles	72,807
11/14	W, 34-21	New York Giants	82,426
11/21	W, 24-17	at Dallas Cowboys	76,251
11/28	W, 42-21	at Pittsburgh Steelers	42,757
12/5	W, 24-16	Washington Redskins	77,765
12/12	L, 7-42	at Los Angeles Rams	49,048
12/19	W, 27-24	at St. Louis Cardinals	29,348
NFL CHAMPIONSHIP			
1/2	L, 12-23	at Green Bay Packers	50,852

CHAMPIONSHIP PEDIGREE

The Browns began to make history early in their existence, as they appeared in a league championship game in each of their first 10 years. This included their first four seasons in the All-America Football Conference (1946-49) and their first six in the NFL (1950-55). This streak of 10 straight appearances is tied for the most among the major professional sports leagues (NFL, NBA, MLB, NHL).

TEAM	LEAGUE	SEASONS	YEARS
Cleveland Browns	AAFC/NFL	10	1946-55
Boston Celtics	NBA	10	1956-65
Montreal Canadiens	NHL	10	1950-59

**1966 (9-5)**

COACH: Blanton Collier

**2ND EASTERN CONFERENCE**

DATE	RESULT	OPPONENT	ATT
9/11	W, 38-14	at Washington Redskins	48,643
9/18	L, 20-21	Green Bay Packers	83,943
9/25	L, 28-34	St. Louis Cardinals	74,814
10/2	W, 28-7	at New York Giants	62,916
10/8	W, 41-10	Pittsburgh Steelers	82,687
10/23	W, 30-21	Dallas Cowboys	84,721
10/30	W, 49-17	at Atlanta Falcons	57,235
11/6	L, 6-16	at Pittsburgh Steelers	39,690
11/13	W, 27-7	Philadelphia Eagles	77,968
11/20	W, 14-3	Washington Redskins	78,466
11/24	L, 14-26	at Dallas Cowboys	75,504
12/4	W, 49-40	New York Giants	61,651
12/11	L, 21-33	at Philadelphia Eagles	58,074
12/17	W, 38-10	at St. Louis Cardinals	47,721

**1967 (9-5)**

COACH: Blanton Collier

**1ST CENTURY DIVISION**

DATE	RESULT	OPPONENT	ATT
9/17	L, 14-21	Dallas Cowboys	81,039
9/24	L, 14-31	at Detroit Lions	57,383
10/1	W, 42-7	at New Orleans Saints	77,045
10/7	W, 21-10	Pittsburgh Steelers	82,949
10/15	W, 20-16	St. Louis Cardinals	77,813
10/22	W, 24-0	Chicago Bears	83,183
10/29	L, 34-38	at New York Giants	62,903
11/5	W, 34-14	at Pittsburgh Steelers	47,131
11/12	L, 7-55	at Green Bay Packers	50,074
11/19	W, 14-10	Minnesota Vikings	68,431
11/26	W, 42-37	Washington Redskins	72,798
12/3	W, 24-14	New York Giants	78,594
12/10	W, 20-16	at St. Louis Cardinals	47,782
12/17	L, 24-28	at Philadelphia Eagles	60,658
<b>PLAYOFF</b>			
12/24	L, 14-52	at Dallas Cowboys	70,786
<b>PLAYOFF BOWL</b>			
1/7	L, 6-30	Los Angeles Rams	37,102

**1968 (10-4)**

COACH: Blanton Collier

**1ST CENTURY DIVISION**

DATE	RESULT	OPPONENT	ATT
9/15	W, 24-10	at New Orleans Saints	74,215
9/22	L, 7-28	at Dallas Cowboys	68,733
9/29	L, 6-24	Los Angeles Rams	82,514
10/5	W, 31-24	Pittsburgh Steelers	81,865
10/13	L, 21-27	St. Louis Cardinals	79,349
10/20	W, 30-20	at Baltimore Colts	60,238
10/27	W, 30-7	Atlanta Falcons	67,723
11/3	W, 33-21	at San Francisco 49ers	31,359
11/10	W, 35-17	New Orleans Saints	71,025
11/17	W, 45-24	at Pittsburgh Steelers	41,572
11/24	W, 47-13	Philadelphia Eagles	62,338
12/1	W, 45-10	New York Giants	83,193
12/8	W, 24-21	at Washington Redskins	50,661
12/14	L, 16-27	at St. Louis Cardinals	39,746
<b>PLAYOFF</b>			
12/21	W, 31-20	Dallas Cowboys	81,497
<b>NFL CHAMPIONSHIP</b>			
12/29	L, 0-34	Baltimore Colts	80,628

**1969 (10-3-1)**

COACH: Blanton Collier

**1ST CENTURY DIVISION**

DATE	RESULT	OPPONENT	ATT
9/21	W, 27-20	at Philadelphia Eagles	60,658
9/28	W, 27-23	Washington Redskins	82,581
10/5	L, 21-28	Detroit Lions	82,933
10/12	W, 27-17	at New Orleans Saints	71,274
10/18	W, 42-31	Pittsburgh Steelers	84,078
10/26	T, 21-21	St. Louis Cardinals	81,186
11/2	W, 42-10	Dallas Cowboys	84,850
11/9	L, 3-51	at Minnesota Vikings	47,700
11/16	W, 24-3	at Pittsburgh Steelers	47,670
11/23	W, 28-17	New York Giants	80,595
11/30	W, 28-24	Chicago Bears	45,050
12/7	W, 20-7	Green Bay Packers	82,137
12/14	W, 27-21	at St. Louis Cardinals	44,924
12/21	L, 14-27	at New York Giants	62,966
<b>PLAYOFF</b>			
12/28	W, 38-14	at Dallas Cowboys	69,321
<b>NFL CHAMPIONSHIP</b>			
1/4	L, 7-27	at Minnesota Vikings	47,900

**1964 CLEVELAND BROWNS NFL CHAMPIONSHIP TEAM**

In 1964 running back Jim Brown led the NFL with a career-high 1,863 rushing yards and quarterback Frank Ryan led the league with 25 passing touchdowns as the Browns posted a 10-3-1 regular season record. Cleveland captured the 1964 NFL Championship with a 27-0 victory over the Baltimore Colts at Municipal Stadium.



1970 (7-7)

COACH: Blanton Collier			
DIVISION FINISH: 2nd AFC Central			
1970 USUAL STARTING LINEUPS			
OFFENSE		DEFENSE	
WR 43	F. Hooker, 85 H. Jones	LDE 88	Ron Snidow
LT 77	Dick Schafrath	80	Joe Jones
LG 65	John DeMarie	LDT 71	Walter Johnson
C 54	Fred Hoaglin	RDT 72	Jerry Sherk
RG 66	Gene Hickerson	RDE 81	Jack Gregory
RT 62	Joe Taffoni	LLB 82	Jim Houston
TE 89	Milt Morin	50	John Garlington
83	Chip Glass	MLB 82	Jim Houston
WR 86	Gary Collins	56	Bob Matheson
85	Homer Jones	RLB 52	Billy Andrews
QB 16	Bill Nelsen	51	Dale Lindsey
15	Mike Phipps	LCB 40	Erich Barnes
RB 44	Leroy Kelly	RCB 29	Walt Sumner
26	Reece Morrison	28	Ben Davis
RB 35	Bo Scott	LS 24	Ernie Kellermann
26	Reece Morrison	RS 34	Mike Howell
RADIO ANNOUNCERS:			
Gib Shanley, Jim Graner (WHK 1420 AM)			

DATE	RESULT	OPPONENT	ATT
9/21	W, 31-21	New York Jets	85,703
9/27	L, 31-34	at San Francisco 49ers	37,502
10/3	W, 15-7	Pittsburgh Steelers	84,349
10/11	W, 30-27	Cincinnati Bengals	83,520
10/18	L, 24-41	Detroit Lions	83,577
10/25	W, 28-0	at Miami Dolphins	75,313
11/1	L, 10-27	San Diego Chargers	80,047
11/8	L, 20-23	at Oakland Raiders	54,463
11/15	L, 10-14	at Cincinnati Bengals	60,007
11/22	W, 28-14	Houston Oilers	74,723
11/29	L, 9-28	at Pittsburgh Steelers	50,214
12/7	W, 21-10	at Houston Oilers	50,582
12/12	L, 2-6	Dallas Cowboys	75,458
12/20	W, 27-13	at Denver Broncos	51,001

TEAM STATISTICS	BROWNS	OPPONENT
Total First Downs	239	236
Rushing	84	104
Passing	134	120
Penalty	21	12
Total Net Yards	4,161	4,244
Avg. Per Game	297.2	303.1
Total Plays	870	844
Avg. Per Play	4.8	5.0
Net Yards Rushing	1,579	2,006
Avg. Per Game	112.8	143.3
Total Rushes	462	451
Net Yards Passing	2,582	2,238
Avg. Per Game	184.4	159.9
Sacked/Yards Lost	16/170	35/290
Gross Yards	2,752	2,528
Attempts/Completions	392/190	357/186
Completion Pct.	48.5%	52.1%
Had Intercepted	24	19
Punts/Avg.	71/42.6	66/42.4
Net Punting Avg.	71/41.4	66/36.9
Penalties/Yards Lost	65/634	88/871
Fumbles/Ball Lost	24/14	28/12
Touchdowns	35	32
Rushing	14	10
Passing	17	16
Returns	4	6

SCORE BY PERIODS	1ST	2ND	3RD	4TH	OT	TOT
Browns	54	92	85	55	0	286
Opponents	54	100	37	74	0	265

SCORING	RU	PA	ST	DF	PAT	2RU	2PA	FG	SAF	TP
Cockroft, Don	0	0	0	0	34/35	0	0	12/22	0	70
Scott, Bo	7	4	0	0	0/0	0	0	0/0	0	66
Kelly, Leroy	6	2	0	0	0/0	0	0	0/0	0	48
Collins, Gary	0	4	0	0	0/0	0	0	0/0	0	24
Jones, Homer	0	1	1	0	0/0	0	0	0/0	0	12
Glass, Chip	0	2	0	0	0/0	0	0	0/0	0	12

PASSING	ATT	CMP	YDS	PCT	AV/AT
Nelsen, Bill	313	159	2,156	50.8	6.89
Phipps, Mike	60	29	529	48.3	8.82
Gault, Don	19	2	67	10.5	3.53
Browns	392	190	2,752	48.5	7.02
Opponents	357	186	2,528	52.1	7.08

Hooker, Fair	0	2	0	0	0/0	0	0	0/0	0	12
Andrews, Billy	0	0	0	1	0/0	0	0	0/0	0	6
Morrison, Reece	0	1	0	0	0/0	0	0	0/0	0	6
Barnes, Erich	0	0	0	1	0/0	0	0	0/0	0	6
Minniear, Randy	1	0	0	0	0/0	0	0	0/0	0	6
Lindsey, Dale	0	0	0	1	0/0	0	0	0/0	0	6
Morin, Milt	0	1	0	0	0/0	0	0	0/0	0	6
Johnson, Walter	0	0	0	0	0/0	0	0	0/0	1	2
Snidow, Ron	0	0	0	0	0/0	0	0	0/0	1	2
Reynolds, Chuck	0	0	0	0	0/0	0	0	0/0	1	2
Browns	14	17	1	3	34/35	0	0	12/22	3	286
Opponents	10	16	6	0	31/32	0	0	14/26	0	265

RUSHING	NO	YDS	AVG	LG	TD
Kelly, Leroy	206	656	3.2	33t	6
Scott, Bo	151	625	4.1	63t	7
Morrison, Reece	73	175	2.4	18	0
Minniear, Randy	12	39	3.3	9	1
Phipps, Mike	11	94	8.5	26	0
Nelsen, Bill	7	-4	-0.6	2	0
Morin, Milt	1	2	2.0	2	0
Brown, Ken	1	-8	-8.0	-8	0
Browns	462	1,579	3.4	63t	14
Opponents	451	2,006	4.4	73	11

RECEIVING	NO	YDS	AVG	LG	TD
Scott, Bo	40	351	8.8	24	4
Morin, Milt	37	611	16.5	36	1
Hooker, Fair	28	490	17.5	69	2
Collins, Gary	26	351	13.5	28	4
Kelly, Leroy	24	311	13.0	55	2
Glass, Chip	19	403	21.2	78t	2
Jones, Homer	10	141	14.1	43t	1
Morrison, Reece	5	95	19.0	53t	1
Minniear, Randy	1	-1	-1.0	-1	0
Browns	190	2,752	14.5	78t	17
Opponents	186	2,528	13.6	81t	16

INTERCEPTIONS	NO	YDS	AVG	LG	TD
Barnes, Erich	5	85	17.0	38t	1
Sumner, Walt	4	85	21.3	34	0
Lindsey, Dale	2	65	32.5	56t	1
Houston, Jim	1	25	25.0	25	0
Andrews, Billy	1	25	25.0	25t	1
Kellermann, Ernie	1	18	18.0	18	0
Matheson, Bob	1	11	11.0	11	0
Garlington, John	1	6	6.0	6	0
Johnson, Walter	1	4	4.0	4	0
Howell, Mike	1	0	0.0	0	0
Davis, Ben	1	0	0.0	0	0
Browns	19	324	17.1	56t	3
Opponents	24	399	16.6	62t	4

PUNTING	NO	YDS	AVG	IN20	TB	LG	BLK
Cockroft, Don	71	3,023	42.6	0	7	71	1
Browns	71	3,023	42.6	0	7	71	1
Opponents	66	2,801	42.4	0	3	65	0

PUNT RETURNS	NO	FC	YDS	AVG	LG	TD
Morrison, Reece	15	2	133	8.9	34	0
Sumner, Walt	8	11	70	8.8	38	0
Schoen, Tom	8	1	18	2.3	7	0
Kelly, Leroy	2	0	15	7.5	12	0
Jenkins, Al	1	0	0	0.0	0	0
Jones, Dave	0	2	0	0.0	0	0
Browns	34	16	236	6.9	38	0
Opponents	23	28	83	3.6	33	0

KICKOFF RETURNS	NO	YDS	AVG	LG	TD
Jones, Homer	29	739	25.5	94t	1
Morrison, Reece	7	153	21.9	36	0
Brown, Ken	2	44	22.0	32	0
Matheson, Bob	2	21	10.5	14	0
Schoen, Tom	1	27	27.0	27	0
Righetti, Joe	1	17	17.0	17	0
Morin, Milt	1	0	0.0	0	0
Glass, Chip	1	0	0.0	0	0
Browns	44	1,001	22.8	94t	1
Opponents	39	956	24.5	91	0

FIELD GOALS	1-19	20-29	30-39	40-49	50+	TOT
Cockroft, Don	3/4	2/3	4/7	3/7	0/1	12/22
Browns	3/4	2/3	4/7	3/7	0/1	12/22
Opponents	2/2	1/4	5/7	3/7	3/6	14/26

D	TD%	INT	INT%	LG	TKLD	RATNG
6	5.1	16	5.1	78t	8/79	68.9
1	1.7	5	8.3	53t	7/86	49.9
0	0.0	3	15.8	44	1/5	2.2
7	4.3	24	6.1	78t	16/170	60.7
6	4.5	19	5.3	81t	35/290	67.8



1971 (9-5)

COACH: Nick Skorich			
SEASON FINISH: 1st AFC Central			
1971 USFL STARTING LINEUPS			
OFFENSE		DEFENSE	
WR 43	Fair Hooker	LDE 80	J. Jones, 88 R. Snidow
LT 77	Dick Schafrath	LDT 71	Walter Johnson
73	Doug Dieken	RDT 72	Jerry Sherk
LG 65	John DeMarie	RDE 81	Jack Gregory
C 54	Fred Hoaglin	LLB 82	Jim Houston
64	Jim Copeland	50	Jim Garlington
RG 66	Gene Hickerson	MLB 51	Dale Lindsey
TE 78	Bob McKay	82	Jim Houston
RT 89	Milt Morin	RLB 52	Billy Andrews
WR 86	Gary Collins	51	Dale Lindsey
25	Frank Pitts	LCB 22	C. Scott, 20 F. Summers
QB 16	Bill Nelsen	RCB 28	B. Davis, 29 W. Sumner
15	Mike Phipps	LS 29	Walt Sumner
RB 44	Leroy Kelly	24	Ernie Kellermann
RB 35	Bo Scott	RS 34	M. Howell, 40 E. Barnes
RADIO ANNOUNCERS:			
Gib Shanley, Jim Graner (WHK 1420 AM)			

DATE	RESULT	OPPONENT	ATT								
9/19	W, 31-0	Houston Oilers	73,387								
9/26	W, 14-13	at Baltimore Colts	56,837								
10/4	L, 20-34	Oakland Raiders	84,285								
10/10	W, 27-17	Pittsburgh Steelers	83,391								
10/17	W, 27-24	at Cincinnati Bengals	60,284								
10/24	L, 0-27	Denver Broncos	75,674								
10/31	L, 14-31	Atlanta Falcons	76,825								
11/7	L, 9-26	at Pittsburgh Steelers	50,202								
11/14	L, 7-13	at Kansas City Chiefs	50,388								
11/21	W, 27-7	New England Patriots	65,238								
11/28	W, 37-24	at Houston Oilers	37,921								
12/5	W, 31-27	Cincinnati Bengals	82,705								
12/12	W, 21-17	at New Orleans Saints	72,794								
12/19	W, 20-13	at Washington Redskins	53,041								
PLAYOFF											
12/26	L, 3-20	Baltimore Colts	74,082								
TEAM STATISTICS		BROWNS	OPPONENT								
Total First Downs		231	232								
Rushing		89	115								
Passing		127	100								
Penalty		15	17								
Total Net Yards		3,857	4,194								
Avg. Per Game		275.5	299.6								
Total Plays		859	848								
Avg. Per Play		4.5	4.9								
Net Yards Rushing		1,558	2,227								
Avg. Per Game		111.3	159.1								
Total Rushes		461	484								
Net Yards Passing		2,299	1,967								
Avg. Per Game		164.2	140.5								
Sacked/Yards Lost		22/222	25/203								
Gross Yards		2,521	2,170								
Attempts/Completions		376/188	339/156								
Completion Pct.		50.0%	46.0%								
Had Intercepted		27	24								
Punts/Avg.		67/39.9	66/42.4								
Net Punting Avg.		67/36.5	66/37.0								
Penalties/Yards Lost		68/612	86/772								
Fumbles/Ball Lost		29/18	31/16								
Touchdowns		34	30								
Rushing		19	14								
Passing		14	12								
Returns		1	4								
SCORE BY PERIODS		1ST	2ND	3RD	4TH	OT	TOT				
Browns		47	71	64	103	0	285				
Opponents		51	120	23	79	0	273				
SCORING		RU	PA	ST	DF	PAT	2RU	2PA	FG	SAF	TP
Cockroft, Don		0	0	0	0	34/34	0	0	15/28	0	79
Kelly, Leroy		10	2	0	0	0/0	0	0	0/0	0	72
Scott, Bo		9	1	0	0	0/0	0	0	0/0	0	60
Pitts, Frank		0	4	0	0	0/0	0	0	0/0	0	24
Collins, Gary		0	3	0	0	0/0	0	0	0/0	0	18

Morin, Milt	0	2	0	0	0/0	0	0	0/0	0	12
Glass, Chip	0	1	0	0	0/0	0	0	0/0	0	6
Johnson, W.	0	0	0	1	0/0	0	0	0/0	0	6
Hooker, Fair	0	1	0	0	0/0	0	0	0/0	0	6
Dieken, Doug	0	0	0	0	0/0	0	0	0/0	1	2
Browns	19	14	0	1	34/34	0	0	15/28	1	285
Opponents	14	12	4	0	30/30	0	0	21/31	0	273
RUSHING	NO	YDS	AVG	LG	TD					
Kelly, Leroy	234	865	3.7	35	10					
Scott, Bo	179	606	3.4	35	9					
Nelsen, Bill	13	-18	-1.4	4	0					
Brown, Ken	11	47	4.3	17	0					
Cornell, Bo	11	12	1.1	6	0					
Phipps, Mike	6	35	5.8	15	0					
Morrison, Reece	5	-2	-0.4	4	0					
Cockroft, Don	1	12	12.0	12	0					
Morin, Milt	1	1	1.0	1	0					
Browns	461	1,558	3.4	35	19					
Opponents	484	2,227	4.6	86t	14					
RECEIVING	NO	YDS	AVG	LG	TD					
Hooker, Fair	45	649	14.4	48	1					
Morin, Milt	40	581	14.5	31	2					
Scott, Bo	30	233	7.8	35	1					
Pitts, Frank	27	487	18.0	53t	4					
Kelly, Leroy	25	252	10.1	29	2					
Collins, Gary	15	231	15.4	29	3					
Jones, Dave	4	66	16.5	21	0					
Cornell, Bo	1	18	18.0	18	0					
Glass, Chip	1	4	4.0	4t	1					
Browns	188	2,521	13.4	53t	14					
Opponents	156	2,170	13.9	53	12					
INTERCEPTIONS	NO	YDS	AVG	LG	TD					
Sumner, Walt	5	35	7.0	25	0					
Scott, Clarence	4	47	11.8	21	0					
Andrews, Billy	3	34	11.3	19	0					
Kellermann, Ernie	3	0	0.0	0	0					
Howell, Mike	2	93	46.5	68	0					
Lindsey, Dale	2	50	25.0	29	0					
Davis, Ben	2	18	9.0	15	0					
Sherk, Jerry	2	3	1.5	3	0					
Garlington, John	1	0	0.0	0	0					
Snidow, Ron	0	3	0.0	0	0					
Browns	24	283	11.8	68	0					
Opponents	27	453	16.8	66	2					
PUNTING	NO	YDS	AVG	IN20	TB	LG	BLK			
Cockroft, Don	62	2,508	40.5	0	2	59	2			
Collins, Gary	5	162	32.4	0	0	42	0			
Browns	67	2,670	39.9	0	2	59	2			
Opponents	66	2,800	42.4	0	7	59	1			
PUNT RETURNS	NO	FC	YDS	AVG	LG	TD				
Kelly, Leroy	30	4	292	9.7	74	0				
Jones, Dave	9	2	63	7.0	20	0				
Kellermann, Ernie	1	0	4	4.0	4	0				
Browns	40	6	359	9.0	74	0				
Opponents	26	19	227	8.7	45	0				
KICKOFF RETURNS	NO	YDS	AVG	LG	TD					
Brown, Ken	15	330	22.0	35	0					
Morrison, Reece	9	267	29.7	52	0					
Pitts, Frank	9	238	26.4	35	0					
Brown, Stan	7	157	22.4	32	0					
Houston, Jim	1	21	21.0	21	0					
Cornell, Bo	1	19	19.0	19	0					
Dieken, Doug	1	16	16.0	16	0					
Kelly, Leroy	1	11	11.0	11	0					
Kellermann, Ernie	1	5	5.0	5	0					
Glass, Chip	1	1	1.0	1	0					
Browns	46	1,065	23.2	52	0					
Opponents	55	1,252	22.8	58	0					
FIELD GOALS	1-19	20-29	30-39	40-49	50+	TOT				
Cockroft, Don	2/3	6/6	6/9	1/9	0/1	15/28				
Browns	2/3	6/6	6/9	1/9	0/1	15/28				
Opponents	6/7	9/11	4/8	2/4	0/1	21/31				

PASSING	ATT	CMP	YDS	PCT	AV/AT	TD	TD%	INT	INT%	LG	TKLD	RATING
Nelsen, Bill	325	174	2,319	53.5	7.14	13	4.0	23	7.1	53t	22/222	60.3
Phipps, Mike	47	13	179	27.7	3.81	1	2.1	4	8.5	39	0/0	14.6
Kelly, Leroy	4	1	23	25.0	5.75	0	0.0	0	0.0	23	0/0	51.0
Browns	376	188	2,521	50.0	6.70	14	3.7	27	7.2	53t	22/222	54.2
Opponents	339	156	2,170	46.0	6.40	12	3.5	24	7.1	53	25/203	49.4

1972 (10-4)

COACH: Nick Skorich	
DIVISION FINISH: 2nd AFC Central	
1972 USUAL STARTING LINEUPS	
OFFENSE	DEFENSE
WR 43 Fair Hooker	LDE 87 Rich Jackson
LT 73 Doug Dieken	81 Nick Roman
LG 66 Gene Hickerson	LDT 71 Walter Johnson
C 61 Bob DeMarco	RDT 72 Jerry Sherk
54 Fred Hoaglin	RDE 84 Bob Briggs
RG 65 John DeMarie	81 Nick Roman
68 Bob Pena	LLB 59 Charlie Hall
RT 78 Bob McKay	MLB 51 Dale Lindsey
65 John DeMarie	82 John Houston
TE 89 Milt Morin	RLB 52 Billy Andrews
WR 25 Frank Pitts	50 John Garlington
85 Paul Staroba	LCB 22 Clarence Scott
QB 15 Mike Phipps	RCB 28 Ben Davis
16 Bill Nelsen	SS 27 Thom Darden
RB 44 Leroy Kelly	34 Mike Howell
RB 35 Bo Scott	FS 29 Walt Sumner
	27 Thom Darden
RADIO ANNOUNCERS:	
Gib Shanley, Jim Graner (WHK 1420 AM)	

DATE	RESULT	OPPONENT	ATT
9/17	L, 10-26	Green Bay Packers	75,771
9/24	W, 27-17	at Philadelphia Eagles	65,720
10/1	W, 27-6	Cincinnati Bengals	81,564
10/8	L, 7-31	Kansas City Chiefs	83,819
10/15	L, 0-17	Chicago Bears	72,339
10/22	W, 23-17	at Houston Oilers	38,113
10/29	W, 27-20	at Denver Broncos	51,656
11/5	W, 20-0	Houston Oilers	61,985
11/13	W, 21-17	at San Diego Chargers	54,205
11/19	W, 26-24	Pittsburgh Steelers	83,009
11/26	W, 27-10	Buffalo Bills	70,104
12/3	L, 0-30	at Pittsburgh Steelers	50,350
12/9	W, 27-24	at Cincinnati Bengals	59,524
12/17	W, 26-10	at New York Jets	62,614
		PLAYOFF	
12/24	L, 14-20	at Miami Dolphins	78,196

TEAM STATISTICS	BROWNS	OPPONENT
Total First Downs	215	240
Rushing	102	130
Passing	101	89
Penalty	12	21
Total Net Yards	3,709	4,069
Avg. Per Game	264.9	290.6
Total Plays	817	868
Avg. Per Play	4.5	4.7
Net Yards Rushing	1,793	2,333
Avg. Per Game	128.1	166.6
Total Rushes	453	520
Net Yards Passing	1,916	1,736
Avg. Per Game	136.9	124.0
Sacked/Yards Lost	27/219	38/258
Gross Yards	2,135	1,994
Attempts/Completions	337/158	310/160
Completion Pct.	46.9%	51.6%
Had Intercepted	19	13
Punts/Avg.	81/43.2	74/40.9
Net Punting Avg.	81/38.8	74/38.0
Penalties/Yards Lost	57/536	63/557
Fumbles/Ball Lost	21/9	39/16
Touchdowns	29	27
Rushing	13	13
Passing	13	14
Returns	3	0

SCORE BY PERIODS	1ST	2ND	3RD	4TH	OT	TOT
Browns	39	95	46	88	0	— 268
Opponents	61	57	72	59	0	— 249

SCORING	RU	PA	ST	DF	PAT	2RU	2PA	FG	SAF	TP
Cockroft, Don	0	0	0	0	28/29	0	0	22/27	0	94
Pitts, Frank	0	8	0	0	0/0	0	0	0/0	0	48
Kelly, Leroy	4	1	0	0	0/0	0	0	0/0	0	30

PASSING	ATT	CMP	YDS	PCT	AV/AT	TD	TD%	INT	INT%	LG	TKLD	RATING
Phipps, Mike	305	144	1,994	47.2	6.54	13	4.3	16	5.2	80t	23/183	61.0
Nelsen, Bill	31	14	141	45.2	4.55	0	0.0	3	9.7	26	3/29	19.1
Kelly, Leroy	1	0	0	0.0	0.00	0	0.0	0	0.0	0	1/7	39.6
Browns	337	158	2,135	46.9	6.34	13	3.9	19	5.6	80t	27/219	56.9
Opponents	310	160	1,994	51.6	6.43	14	4.5	13	4.2	80t	38/258	69.5

Phipps, Mike	5	0	0	0	0/0	0	0	0/0	0	30
Hooker, Fair	0	2	0	0	0/0	0	0	0/0	0	12
Scott, Bo	2	0	0	0	0/0	0	0	0/0	0	12
Brown, Ken	2	0	0	0	0/0	0	0	0/0	0	12
Morin, Milt	0	1	0	0	0/0	0	0	0/0	0	6
Staroba, Paul	0	1	0	0	0/0	0	0	0/0	0	6
Briggs, Bob	0	0	0	1	0/0	0	0	0/0	0	6
Roman, Nick	0	0	0	1	0/0	0	0	0/0	0	6
Scott, Clarence	0	0	1	0	0/0	0	0	0/0	0	6
Browns	13	13	1	2	28/29	0	0	22/27	0	268
Opponents	13	14	0	0	27/27	0	0	20/29	0	249

RUSHING	NO	YDS	AVG	LG	TD
Kelly, Leroy	224	811	3.6	18	4
Scott, Bo	123	571	4.6	27t	2
Phipps, Mike	60	256	4.3	18	5
Brown, Ken	32	114	3.6	14	2
Cornell, Bo	7	8	1.1	7	0
Pitts, Frank	3	29	9.7	13	0
Lefear, Billy	3	6	2.0	4	0
Nelsen, Bill	1	-2	-2.0	-2	0
Browns	453	1,793	4.0	27t	13
Opponents	520	2,333	4.5	75t	13

RECEIVING	NO	YDS	AVG	LG	TD
Pitts, Frank	36	620	17.2	80t	8
Hooker, Fair	32	441	13.8	43	2
Morin, Milt	30	540	18.0	36	1
Kelly, Leroy	23	204	8.9	28	1
Scott, Bo	23	172	7.5	30	0
Brown, Ken	5	64	12.8	19	0
Glass, Chip	5	61	12.2	24	0
Cornell, Bo	2	7	3.5	5	0
Staroba, Paul	1	19	19.0	19t	1
Richardson, Gloster	1	7	7.0	7	0
Browns	158	2,135	13.5	80t	13
Opponents	160	1,994	12.5	80t	14

INTERCEPTIONS	NO	YDS	AVG	LG	TD
Darden, Thom	3	64	21.3	20	0
Davis, Ben	3	10	3.3	10	0
Roman, Nick	1	36	36.0	36t	1
Briggs, Bob	1	16	16.0	16	0
Hall, Charlie	1	12	12.0	12	0
Garlington, John	1	10	10.0	10	0
Andrews, Billy	1	4	4.0	4	0
Johnson, Walter	1	1	1.0	1	0
Howell, Mike	1	1	1.0	1	0
Browns	13	154	11.8	36t	1
Opponents	19	145	7.6	35	0

PUNTING	NO	YDS	AVG	IN20	TB	LG	BLK
Cockroft, Don	81	3,498	43.2	0	4	65	0
Browns	81	3,498	43.2	0	4	65	0
Opponents	74	3,023	40.9	0	7	60	0

PUNT RETURNS	NO	FC	YDS	AVG	LG	TD
Majors, Bobby	16	6	96	6.0	41	0
Darden, Thom	15	7	71	4.7	37	0
Kelly, Leroy	5	3	40	8.0	14	0
Sumner, Walt	1	2	14	14.0	14	0
Browns	37	18	221	6.0	41	0
Opponents	46	21	357	7.8	60	0

KICKOFF RETURNS	NO	YDS	AVG	LG	TD
Brown, Ken	20	473	23.6	47	0
Majors, Bobby	10	222	22.2	40	0
Lefear, Billy	6	138	23.0	29	0
Morrison, Reece	3	67	22.3	32	0
Johnson, Walter	2	33	16.5	24	0
Browns	41	933	22.8	47	0
Opponents	50	1,198	24.0	66	0

FIELD GOALS	1-19	20-29	30-39	40-49	50+	TOT
Cockroft, Don	5/5	7/8	7/8	2/5	1/1	22/27
Browns	5/5	7/8	7/8	2/5	1/1	22/27
Opponents	6/7	2/5	7/9	5/7	0/1	20/29

1973 (7-5-2)

COACH: Nick Skorich			
DIVISION FINISH: 3rd AFC Central			
1973 USUAL STARTING LINEUPS			
OFFENSE		DEFENSE	
WR 43	Fair Hooker	LDE 80	Joe Jones
42	Gloster Richardson	LDT 71	Walter Johnson
LT 73	Doug Dieken	RDT 72	Jerry Sherk
LG 66	Gene Hickerson	RDE 81	Nick Roman
C 61	Bob DeMarco	LLB 59	Charlie Hall
64	Jim Copeland	MLB 60	Bob Babich
RG 65	John DeMarie	52	Billy Andrews
RT 78	Bob McKay	RLB 50	John Garlington
TE 89	Milt Morin	LCB 22	Clarence Scott
83	Chip Glass	RCB 28	Ben Davis
WR 25	Frank Pitts	23	Clifford Brooks
42	Gloster Richardson	SS 29	Walt Sumner
QB 15	Mike Phipps	21	Van Green
RB 44	L. Kelly, 26 B. Lefear	FS 27	Thom Darden
RB 30	Ken Brown	21	Van Green
RADIO ANNOUNCERS:			
Gib Shanley, Jim Graner (WHK 1420 AM)			

DATE	RESULT	OPPONENT	ATT
9/16	W, 24-14	Baltimore Colts	74,303
9/23	L, 6-33	at Pittsburgh Steelers	49,396
9/30	W, 12-10	New York Giants	76,065
10/7	W, 17-10	Cincinnati Bengals	70,805
10/15	L, 9-17	Miami Dolphins	72,070
10/21	W, 42-13	Houston Oilers	61,146
10/28	T, 16-16	San Diego Chargers	68,244
11/4	L, 3-26	at Minnesota Vikings	45,590
11/11	W, 23-13	at Houston Oilers	37,230
11/18	W, 7-3	at Oakland Raiders	47,398
11/25	W, 21-16	Pittsburgh Steelers	67,773
12/2	T, 20-20	at Kansas City Chiefs	70,296
12/9	L, 17-34	at Cincinnati Bengals	58,266
12/16	L, 17-30	at Los Angeles Rams	73,948

TEAM STATISTICS	BROWNS	OPPONENT
Total First Downs	200	196
Rushing	107	102
Passing	79	79
Penalty	14	15
3rd Down: Made/Att	61/190	62/205
3rd Down Pct.	32.1%	30.2%
Total Net Yards	3,341	3,827
Avg. Per Game	238.6	273.4
Total Plays	859	854
Avg. Per Play	3.9	4.5
Net Yards Rushing	1,968	2,091
Avg. Per Game	140.6	149.4
Total Rushes	506	513
Net Yards Passing	1,373	1,736
Avg. Per Game	98.1	124.0
Sacked/Yards Lost	45/368	29/248
Gross Yards	1,741	1,984
Attempts/Completions	308/152	312/144
Completion Pct.	49.4%	46.2%
Had Intercepted	20	12
Punts/Avg.	82/40.5	78/40.4
Net Punting Avg.	82/37.1	78/36.4
Penalties/Yards Lost	70/620	79/738
Fumbles/Ball Lost	34/17	21/9
Touchdowns	24	24
Rushing	12	7
Passing	10	16
Returns	2	1

SCORE BY PERIODS	1ST	2ND	3RD	4TH	OT	TOT
Browns	58	63	46	67	0	— 234
Opponents	50	76	69	60	0	— 255

SCORING	RU	PA	ST	DF	PAT	2RU	2PA	FG	SAF	TP
Cockroft, Don	0	0	0	0	24/24	0	0	22/31	0	90
Pruitt, Greg	4	1	0	0	0/0	0	0	0/0	0	30
Phipps, Mike	5	0	0	0	0/0	0	0	0/0	0	30

Pitts, Frank	0	4	0	0	0/0	0	0	0/0	0	24
Kelly, Leroy	3	0	0	0	0/0	0	0	0/0	0	18
Hooker, Fair	0	2	0	0	0/0	0	0	0/0	0	12
Morin, Milt	0	1	0	0	0/0	0	0	0/0	0	6
Richardson, G.	0	1	0	0	0/0	0	0	0/0	0	6
Scott, Bo	0	1	0	0	0/0	0	0	0/0	0	6
Scott, C.	0	0	0	1	0/0	0	0	0/0	0	6
Green, Van	0	0	0	1	0/0	0	0	0/0	0	6
Browns	12	10	0	2	24/24	0	0	22/31	0	234
Opponents	7	16	1	0	24/24	0	0	29/46	0	255

RUSHING	NO	YDS	AVG	LG	TD
Brown, Ken	161	537	3.3	17	0
Kelly, Leroy	132	389	2.9	19	3
Pruitt, Greg	61	369	6.0	65t	4
Phipps, Mike	60	395	6.6	27	5
Scott, Bo	34	79	2.3	20	0
McKinnis, Hugh	28	77	2.8	12	0
Lefear, Billy	26	135	5.2	43	0
Richardson, Gloster	3	-10	-3.3	4	0
Cockroft, Don	1	-3	-3.0	-3	0
Browns	506	1,968	3.9	65t	12
Opponents	513	2,091	4.1	70	7

RECEIVING	NO	YDS	AVG	LG	TD
Pitts, Frank	31	317	10.2	26t	4
Morin, Milt	26	417	16.0	51t	1
Brown, Ken	22	187	8.5	46	0
Hooker, Fair	18	196	10.9	26	2
Kelly, Leroy	15	180	12.0	36	0
Richardson, Gloster	12	175	14.6	32	1
Pruitt, Greg	9	110	12.2	42	1
Scott, Bo	6	23	3.8	9	1
Lefear, Billy	5	38	7.6	13	0
Holden, Steve	3	27	9.0	17	0
McKinnis, Hugh	3	11	3.7	12	0
Glass, Chip	2	60	30.0	47	0
Browns	152	1,741	11.5	51t	10
Opponents	144	1,984	13.8	70t	16

INTERCEPTIONS	NO	YDS	AVG	LG	TD
Scott, Clarence	5	71	14.2	45t	1
Davis, Ben	2	33	16.5	20	0
Sumner, Walt	2	4	2.0	4	0
Babich, Bob	1	48	48.0	48	0
Darden, Thom	1	36	36.0	36	0
Garlington, John	1	10	10.0	10	0
Browns	12	202	16.8	48	1
Opponents	20	271	13.6	39	0

PUNTING	NO	YDS	AVG	IN20	TB	LG	BLK
Cockroft, Don	82	3,321	40.5	0	3	71	1
Browns	82	3,321	40.5	0	3	71	1
Opponents	78	3,151	40.4	0	5	63	0

PUNT RETURNS	NO	FC	YDS	AVG	LG	TD
Pruitt, Greg	16	3	180	11.3	46	0
Darden, Thom	9	10	51	5.7	11	0
Lefear, Billy	7	2	51	7.3	19	0
Holden, Steve	2	0	19	9.5	19	0
Kelly, Leroy	1	0	7	7.0	7	0
Hall, Charlie	1	0	0	0.0	0	0
Browns	36	15	308	8.6	46	0
Opponents	44	19	280	6.4	48	0

KICKOFF RETURNS	NO	YDS	AVG	LG	TD
Pruitt, Greg	16	453	28.3	54	0
Lefear, Billy	15	337	22.5	59	0
Holden, Steve	8	172	21.5	29	0
Long, Mel	6	87	14.5	38	0
Romaniszyn, Jim	2	21	10.5	16	0
Dieken, Doug	2	14	7.0	9	0
Browns	49	1,084	22.1	59	0
Opponents	48	1,165	24.3	58	0

FIELD GOALS	1-19	20-29	30-39	40-49	50+	TOT
Cockroft, Don	4/4	7/8	4/7	7/11	0/1	22/31
Browns	4/4	7/8	4/7	7/11	0/1	22/31
Opponents	11/11	8/9	4/9	6/15	0/2	29/46

PASSING	ATT	CMP	YDS	PCT	AV/AT	TD	TD%	INT	INT%	LG	TKLD	RATNG
Phipps, Mike	299	148	1,719	49.5	5.75	9	3.0	20	6.7	51t	44/362	49.4
Horn, Don	8	4	22	50.0	2.75	1	12.5	0	0.0	12	1/6	95.8
Pruitt, Greg	1	0	0	0.0	0.00	0	0.0	0	0.0	0	0/0	39.6
Browns	308	152	1,741	49.4	5.65	10	3.2	20	6.5	51t	45/368	50.5
Opponents	312	144	1,984	46.2	6.36	16	5.1	12	3.8	70t	29/248	68.1

1974 (4-10)

COACH: Nick Skorich			
DIVISION FINISH: 4th AFC Central			
1974 USUAL STARTING LINEUPS			
OFFENSE		DEFENSE	
WR 43	F. Hooker, 83 J. Dunbar	LDE 81	Nick Roman
LT 73	Doug Dieken	74	Carl Barisich
LG 69	P. Adams, 78 B. McKay	LDT 71	Walter Johnson
C 61	Bob DeMarco	RDT 72	Jerry Sherk
RG 65	John DeMarie	RDE 66	Mike Seifert
62	Glen Holloway	81	Nick Roman
RT 79	Gerry Sullivan	LLB 59	Charlie Hall
78	Bob McKay	MLB 60	Bob Babich
TE 89	Milt Morin	RLB 50	John Garlington
84	Jim Thaxton	LCB 22	Clarence Scott
WR 88	Steve Holden	RCB 21	Van Green
42	Gloster Richardson	23	Clifford Brooks
QB 15	M. Phipps, 17 B. Sipe	SS 21	Van Green
RB 30	K. Brown, 34 G. Pruitt	29	Walt Sumner
RB 34	Greg Pruitt	FS 27	Thom Darden
37	Hugh McKinnis	28	Eddie Brown
RADIO ANNOUNCERS:			
Gib Shanley, Jim Graner (WHK 1420 AM)			

DATE	RESULT	OPPONENT	ATT
9/15	L, 7-33	at Cincinnati Bengals	53,113
9/22	W, 20-7	Houston Oilers	58,988
9/29	L, 7-29	at St. Louis Cardinals	43,472
10/6	L, 24-40	Oakland Raiders	65,247
10/13	L, 24-34	Cincinnati Bengals	70,897
10/20	L, 16-20	at Pittsburgh Steelers	48,100
10/27	W, 23-21	Denver Broncos	60,478
11/3	L, 35-36	at San Diego Chargers	36,631
11/10	W, 21-14	at New England Patriots	61,279
11/17	L, 16-26	Pittsburgh Steelers	77,739
11/24	L, 10-15	Buffalo Bills	66,504
12/1	W, 7-0	San Francisco 49ers	24,559
12/7	L, 17-41	at Dallas Cowboys	48,754
12/15	L, 24-28	at Houston Oilers	37,910

TEAM STATISTICS	BROWNS	OPPONENT
Total First Downs	223	247
Rushing	104	126
Passing	92	95
Penalty	27	26
3rd Down: Made/Att	67/196	74/193
3rd Down Pct.	34.2%	38.3%
Total Net Yards	3,651	4,440
Avg. Per Game	260.8	317.1
Total Plays	876	890
Avg. Per Play	4.2	5.0
Net Yards Rushing	1,924	2,415
Avg. Per Game	137.4	172.5
Total Rushes	461	555
Net Yards Passing	1,727	2,025
Avg. Per Game	123.4	144.6
Sacked/Yards Lost	48/402	28/234
Gross Yards	2,129	2,259
Attempts/Completions	367/179	308/139
Completion Pct.	48.8%	45.1%
Had Intercepted	24	24
Punts/Avg.	90/40.5	76/38.0
Net Punting Avg.	90/32.6	76/31.1
Penalties/Yards Lost	78/767	81/731
Fumbles/Ball Lost	34/15	31/16
Touchdowns	30	43
Rushing	14	17
Passing	12	22
Returns	4	4

SCORE BY PERIODS	1ST	2ND	3RD	4TH	OT	TOT
Browns	61	60	57	73	0	251
Opponents	62	103	116	63	0	344

SCORING	RU	PA	ST	DF	PAT	2RU	2PA	FG	SAF	TP
Cockroft, Don	0	0	0	0	29/30	0	0	14/16	0	71
Brown, Ken	4	2	0	0	0/0	0	0	0/0	0	36
Pruitt, Greg	3	1	1	0	0/0	0	0	0/0	0	30
Sipe, Brian	4	0	0	0	0/0	0	0	0/0	0	24

Morin, Milt	0	3	0	0	0/0	0	0	0/0	0	18
Holden, Steve	0	3	0	0	0/0	0	0	0/0	0	18
Richardson, G.	0	2	0	0	0/0	0	0	0/0	0	12
McKinnis, H.	2	0	0	0	0/0	0	0	0/0	0	12
Hall, Charlie	0	0	0	1	0/0	0	0	0/0	0	6
Hooker, Fair	0	1	0	0	0/0	0	0	0/0	0	6
Darden, Thom	0	0	0	1	0/0	0	0	0/0	0	6
Green, Van	0	0	0	1	0/0	0	0	0/0	0	6
Phipps, Mike	1	0	0	0	0/0	0	0	0/0	0	6
Browns	14	12	1	3	29/30	0	0	14/16	0	251
Opponents	17	22	4	0	38/43	0	0	14/23	3	344

RUSHING	NO	YDS	AVG	LG	TD
Pruitt, Greg	126	540	4.3	54	3
Brown, Ken	125	458	3.7	27	4
McKinnis, Hugh	124	519	4.2	44t	2
Phipps, Mike	39	279	7.2	19	1
Scott, Bo	23	86	3.7	20	0
Sipe, Brian	16	44	2.8	17	4
Lefear, Billy	6	2	0.3	4	0
Holden, Steve	1	6	6.0	6	0
Thaxton, Jim	1	-10	-10.0	-10	0
Browns	461	1,924	4.2	54	14
Opponents	555	2,415	4.4	54	17

RECEIVING	NO	YDS	AVG	LG	TD
McKinnis, Hugh	32	258	8.1	55	0
Holden, Steve	30	452	15.1	53	3
Brown, Ken	29	194	6.7	19	2
Morin, Milt	27	330	12.2	32	3
Pruitt, Greg	21	274	13.0	43	1
Richardson, Gloster	9	266	29.6	60t	2
Scott, Bo	7	22	3.1	13	0
Dunbar, Jubilee	6	74	12.3	25	0
Sullivan, Dave	5	92	18.4	37	0
Thaxton, Jim	4	71	17.8	34	0
Hooker, Fair	4	48	12.0	17	1
Lefear, Billy	4	21	5.3	8	0
Green, Van	1	27	27.0	27	0
Browns	179	2,129	11.9	60t	12
Opponents	139	2,259	16.3	75t	22

INTERCEPTIONS	NO	YDS	AVG	LG	TD
Darden, Thom	8	105	13.1	31	0
Scott, Clarence	4	42	10.5	25	0
Hall, Charlie	3	54	18.0	29t	1
Green, Van	2	56	28.0	36t	1
Garlington, John	2	33	16.5	28	0
Brown, Eddie	2	24	12.0	24	0
Andrews, Billy	1	18	18.0	18	0
Babich, Bob	1	4	4.0	4	0
Thaxton, Jim	1	0	0.0	0	0
Browns	24	336	14.0	36t	2
Opponents	24	423	17.6	59	1

PUNTING	NO	YDS	AVG	IN20	TB	LG	BLK
Cockroft, Don	90	3,643	40.5	0	11	64	0
Browns	90	3,643	40.5	0	11	64	0
Opponents	76	2,885	38.0	0	3	56	0

PUNT RETURNS	NO	FC	YDS	AVG	LG	TD
Pruitt, Greg	27	0	349	12.9	72	0
Darden, Thom	21	0	173	8.2	45	0
Lefear, Billy	2	0	1	0.5	1	0
Brown, Eddie	2	1	0	0.0	0	0
Browns	52	1	523	10.1	72	0
Opponents	68	5	705	10.4	62t	1

KICKOFF RETURNS	NO	YDS	AVG	LG	TD
Lefear, Billy	26	574	22.1	41	0
Pruitt, Greg	22	606	27.5	88t	1
Brown, Eddie	6	138	23.0	36	0
Romaniszyn, Jim	5	48	9.6	17	0
Brown, Ken	1	9	9.0	9	0
Browns	60	1,375	22.9	88t	1
Opponents	55	1,345	24.5	94t	1

FIELD GOALS	1-19	20-29	30-39	40-49	50+	TOT
Cockroft, Don	1/1	7/7	3/3	3/4	0/1	14/16
Browns	1/1	7/7	3/3	3/4	0/1	14/16
Opponents	1/1	3/3	6/7	4/8	0/4	14/23

PASSING	ATT	CMP	YDS	PCT	AV/AT	TD	TD%	INT	INT%	LG	TKLD	RATNG
Phipps, Mike	256	117	1,384	45.7	5.41	9	3.5	17	6.6	55	33/280	46.7
Sipe, Brian	108	59	603	54.6	5.58	1	0.9	7	6.5	37	15/122	47.0
Pruitt, Greg	2	2	115	100.0	57.50	2	100.0	0	0.0	60t	0/0	158.3
Cockroft, Don	1	1	27	100.0	27.00	0	0.0	0	0.0	27	0/0	118.8
Browns	367	179	2,129	48.8	5.80	12	3.3	24	6.5	60t	48/402	50.6
Opponents	308	139	2,259	45.1	7.33	22	7.1	24	7.8	75t	28/234	61.6

1975 (3-11)

COACH: Forrest Gregg			
DIVISION FINISH: 4th AFC Central			
1975 USUAL STARTING LINEUPS			
OFFENSE		DEFENSE	
WR 33	Reggie Rucker	LDE 77	Ron East
LT 73	Doug Dieken	LDT 71	Walter Johnson
LG 67	Chuck Hutchinson	RT 74	Carl Barisich
C 54	Tom DeLeonie	RDT 72	Jerry Sherk
65	John DeMarie	RDE 70	Mack Mitchell
RG 78	Bob McKay	LLB 59	Charlie Hall
68	Robert E. Jackson	MLB 52	Dick Ambrose
RT 79	Gerry Sullivan	60	Bob Babich
63	Barry Darrow	RLB 50	John Garlington
TE 81	O. Roan, 89 M. Morin	60	Bob Babich
WR 88	S. Holden, 80 W. Miller	LCB 22	Clarence Scott
QB 15	M. Phipps, 17 B. Sipe	RCB 20	Tony Peters
RB 34	Greg Pruitt	SS 24	P. Athas, 21 V. Green
RB 39	Billy Pritchett	FS 42	N. Craig, 21 V. Green
37	Hugh McKinnis		
RADIO ANNOUNCERS:			
Gib Shanley, Jim Mueller (WHK 1420 AM)			

DATE	RESULT	OPPONENT	ATT
9/21	L, 17-24	at Cincinnati Bengals	52,874
9/28	L, 10-42	Minnesota Vikings	68,064
10/5	L, 6-42	Pittsburgh Steelers	73,595
10/12	L, 10-40	Houston Oilers	46,531
10/19	L, 15-16	at Denver Broncos	52,590
10/26	L, 7-23	Washington Redskins	56,702
11/2	L, 7-21	at Baltimore Colts	35,235
11/9	L, 10-21	at Detroit Lions	75,283
11/16	L, 17-38	at Oakland Raiders	50,461
11/23	W, 35-23	Cincinnati Bengals	56,427
11/30	W, 17-16	New Orleans Saints	44,753
12/7	L, 17-31	at Pittsburgh Steelers	47,962
12/14	W, 40-14	Kansas City Chiefs	44,368
12/21	L, 10-21	at Houston Oilers	43,770

TEAM STATISTICS		BROWNS	OPPONENT
Total First Downs		247	274
Rushing		109	124
Passing		114	125
Penalty		24	25
3rd Down: Made/Att		78/210	96/213
3rd Down Pct.		37.1%	45.1%
Total Net Yards		3,807	4,621
Avg. Per Game		271.9	330.1
Total Plays		915	939
Avg. Per Play		4.2	4.9
Net Yards Rushing		1,850	2,032
Avg. Per Game		132.1	145.1
Total Rushes		440	544
Net Yards Passing		1,957	2,589
Avg. Per Game		139.8	184.9
Sacked/Yards Lost		38/340	34/300
Gross Yards		2,297	2,889
Attempts/Completions		437/220	361/202
Completion Pct.		50.3%	56.0%
Had Intercepted		23	10
Punts/Avg.		82/40.5	73/38.5
Net Punting Avg.		82/34.7	73/34.5
Penalties/Yards Lost		85/851	88/729
Fumbles/Ball Lost		35/14	26/16
Touchdowns		24	48
Rushing		14	21
Passing		7	25
Returns		3	2

SCORE BY PERIODS	1ST	2ND	3RD	4TH	OT	TOT
Browns	32	42	59	85	0	— 218
Opponents	92	119	60	101	0	— 372

SCORING	RU	PA	ST	DF	PAT	2RU	2PA	FG	SAF	TP
Cockroft, Don	0	0	0	0	21/24	0	0	17/23	0	72
Pruitt, Greg	8	1	0	0	0/0	0	0	0/0	0	54
McKinnis, H.	4	0	0	0	0/0	0	0	0/0	0	24
Roan, Oscar	0	3	0	0	0/0	0	0	0/0	0	18
Rucker, Reggie	0	3	0	0	0/0	0	0	0/0	0	18
Miller, Willie	0	0	1	0	0/0	0	0	0/0	0	6
Hall, Charlie	0	0	0	1	0/0	0	0	0/0	0	6
Hill, Jim	0	0	0	1	0/0	0	0	0/0	0	6
Brown, Ken	1	0	0	0	0/0	0	0	0/0	0	6
Miller, Cleo	1	0	0	0	0/0	0	0	0/0	0	6
East, Ron	0	0	0	0	0/0	0	0	0/0	1	2

Browns	14	7	1	2	21/24	0	0	17/23	1	218
Opponents	21	25	2	0	45/48	0	0	13/21	0	372

RUSHING	NO	YDS	AVG	LG	TD
Pruitt, Greg	217	1,067	4.9	50	8
Pritchett, Billy	75	199	2.7	19	0
McKinnis, Hugh	71	259	3.6	14	4
Phipps, Mike	18	70	3.9	12	0
Poole, Larry	17	114	6.7	26	0
Brown, Ken	16	45	2.8	8	1
Sipe, Brian	9	60	6.7	21	0
Hynoski, Henry	7	38	5.4	11	0
Miller, Cleo	6	3	0.5	6	1
Holden, Steve	2	-4	-2.0	0	0
Cureton, Will	1	1	1.0	1	0
Miller, Willie	1	-2	-2.0	-2	0
Browns	440	1,850	4.2	50	14
Opponents	544	2,032	3.7	41	21

RECEIVING	NO	YDS	AVG	LG	TD
Rucker, Reggie	60	770	12.8	40t	3
Pruitt, Greg	44	299	6.8	48	1
Roan, Oscar	41	463	11.3	31	3
Holden, Steve	21	320	15.2	28	0
McKinnis, Hugh	17	155	9.1	20	0
Pritchett, Billy	16	109	6.8	18	0
Miller, Willie	7	57	8.1	17	0
Hynoski, Henry	4	31	7.8	15	0
Brown, Ken	2	23	11.5	17	0
Miller, Cleo	2	20	10.0	10	0
Morin, Bill	1	19	19.0	19	0
Lefear, Billy	1	14	14.0	14	0
Parris, Gary	1	12	12.0	12	0
Poole, Larry	1	5	5.0	5	0
Craig, Neal	1	1	1.0	1	0
Green, Van	1	-1	-1.0	-1	0
Browns	220	2,297	10.4	48	7
Opponents	202	2,889	14.3	75t	25

INTERCEPTIONS	NO	YDS	AVG	LG	TD
Hall, Charlie	2	28	14.0	19	0
Scott, Clarence	2	4	2.0	4	0
Hill, Jim	1	56	56.0	56t	1
Graf, Dave	1	19	19.0	19	0
Pitts, John	1	0	0.0	0	0
Craig, Neal	1	0	0.0	0	0
Green, Van	1	0	0.0	0	0
Peters, Tony	1	0	0.0	0	0
Browns	10	107	10.7	56t	1
Opponents	23	340	14.8	67t	1

PUNTING	NO	YDS	AVG	IN20	TB	LG	BLK
Cockroft, Don	82	3,317	40.5	0	7	67	1
Browns	82	3,317	40.5	0	7	67	1
Opponents	73	2,810	38.5	0	8	57	1

PUNT RETURNS	NO	FC	YDS	AVG	LG	TD
Pruitt, Greg	13	1	130	10.0	30	0
Miller, Willie	10	0	47	4.7	23	0
Athas, Pete	5	2	36	7.2	16	0
Poole, Larry	6	0	35	5.8	11	0
Hynoski, Henry	2	0	16	8.0	9	0
Brown, Eddie	2	0	16	8.0	9	0
Lefear, Billy	1	0	14	14.0	14	0
Green, Van	1	0	0	0.0	0	0
Browns	40	3	294	7.3	30	0
Opponents	45	15	469	10.4	48	0

KICKOFF RETURNS	NO	YDS	AVG	LG	TD
Pruitt, Greg	14	302	21.6	40	0
Lefear, Billy	13	412	31.7	92	0
Hynoski, Henry	8	194	24.3	37	0
Brown, Ken	7	126	18.0	29	0
Brown, Eddie	6	126	21.0	27	0
Athas, Pete	6	95	15.8	23	0
Miller, Willie	4	94	23.5	38	0
Miller, Cleo	3	70	23.3	31	0
McKinnis, Hugh	3	69	13.0	16	0
Poole, Larry	2	35	32.5	40	0
Ambrose, Dick	1	3	3.0	3	0
Browns	67	1,526	22.8	92	0
Opponents	48	1,278	26.6	81t	1

FIELD GOALS	1-19	20-29	30-39	40-49	50+	TOT
Cockroft, Don	1/1	7/9	4/6	5/5	0/2	17/23
Browns	1/1	7/9	4/6	5/5	0/2	17/23
Opponents	0/0	6/8	3/5	3/6	1/2	13/2

PASSING	ATT	CMP	YDS	PCT	AV/AT	TD	TD%	INT	INT%	LG	TKLD	RATNG
Phipps, Mike	313	162	1,749	51.8	5.59	4	1.3	19	6.1	48	28/261	47.5
Sipe, Brian	88	45	427	51.1	4.85	1	1.1	3	3.4	22	8/58	54.5
Cureton, Will	32	10	95	31.3	2.97	1	3.1	1	3.1	16	2/21	38.0
Miller, Willie	1	1	26	100.0	26.00	1	100.0	0	0.0	26t	0/0	158.3
Cockroft, Don	2	2	2	100.0	1.00	0	0.0	0	0.0	1	0/0	79.2
Hynoski, Henry	1	0	0	0.0	0.00	0	0.0	0	0.0	0	0/0	39.6
Browns	437	220	2,299	50.3	5.26	7	1.6	23	5.3	48	38/340	49.4
Opponents	361	202	2,889	56.0	8.00	25	6.9	10	2.8	75t	34/300	93.6



1976 (9-5)

COACH: Forrest Gregg			
DIVISION FINISH: 3rd AFC Central			
1976 USUAL STARTING LINEUPS			
OFFENSE		DEFENSE	
WR 42 Paul Warfield	LDE 64 Joe Jones		
LT 73 Doug Dieken	LDT 71 Walter Johnson		
LG 69 Pete Adams	RDT 72 Jerry Sherk		
65 Henry Sheppard	RDE 70 Mack Mitchell		
C 54 Tom DeLeone	74 Mike St. Clair		
RG 68 Robert E. Jackson	LLB 59 Charlie Hall		
RT 63 Barry Darrow	MLB 60 Bob Babich		
TE 81 O. Roan, 84 G. Parris	52 Dick Ambrose		
WR 33 Reggie Rucker	RLB 86 Gerald Irons		
QB 17 B. Sipe, 15 M. Phipps	LCB 22 Clarence Scott		
RB 34 G. Pruitt, 35 L. Poole	RCB 28 R. Bolton, 20 T. Peters		
RB 30 C. Miller, 43 M. Pruitt	SS 49 N. Craig, 24 T. Brown		
RADIO ANNOUNCERS:		FS 27 Thom Darden	
Gib Shanley, Jim Mueller (WHK 1420 AM)			

DATE	RESULT	OPPONENT	ATT
9/12	W, 38-17	New York Jets	67,496
9/19	L, 14-31	at Pittsburgh Steelers	49,169
9/26	L, 13-44	at Denver Broncos	62,775
10/3	L, 24-45	Cincinnati Bengals	75,817
10/10	W, 18-16	Pittsburgh Steelers	76,411
10/17	W, 20-17	at Atlanta Falcons	33,364
10/24	W, 21-17	San Diego Chargers	60,018
10/31	L, 6-21	at Cincinnati Bengals	54,776
11/7	W, 21-7	at Houston Oilers	39,828
11/14	W, 24-3	Philadelphia Eagles	62,120
11/21	W, 24-7	at Tampa Bay Buccaneers	36,930
11/28	W, 17-13	Miami Dolphins	74,715
12/5	W, 13-10	Houston Oilers	56,025
12/12	L, 14-39	at Kansas City Chiefs	34,340

TEAM STATISTICS	BROWNS	OPPONENT
Total First Downs	259	244
Rushing	119	109
Passing	111	111
Penalty	29	24
3rd Down: Made/Att	89/202	76/188
3rd Down Pct.	44.1%	40.4%
Total Net Yards	4,542	3,793
Avg. Per Game	324.4	270.9
Total Plays	925	865
Avg. Per Play	4.9	4.4
Net Yards Rushing	2,295	1,761
Avg. Per Game	163.9	125.8
Total Rushes	533	445
Net Yards Passing	2,247	2,032
Avg. Per Game	160.5	145.1
Sacked/Yards Lost	19/152	30/321
Gross Yards	2,399	2,353
Attempts/Completions	373/209	392/225
Completion Pct.	56.0%	57.4%
Had Intercepted	15	21
Punts/Avg.	66/39.1	71/37.3
Net Punting Avg.	66/31.2	71/32.1
Penalties/Yards Lost	107/1,037	89/711
Fumbles/Ball Lost	46/22	24/11
Touchdowns	32	37
Rushing	9	15
Passing	21	18
Returns	2	4

SCORE BY PERIODS	1ST	2ND	3RD	4TH	OT	TOT
Browns	53	92	56	66	0	— 267
Opponents	62	83	66	76	0	— 287

SCORING	RU	PA	ST	DF	PAT	2RU	2PA	FG	SAF	TP
Cockroft, Don	0	0	0	0	27/30	0	0	15/28	0	72
Rucker, Reggie	0	8	0	0	0/0	0	0	0/0	0	48
Warfield, Paul	0	6	0	0	0/0	0	0	0/0	0	36
Pruitt, Greg	4	1	0	0	0/0	0	0	0/0	0	30
Roan, Oscar	0	4	0	0	0/0	0	0	0/0	0	24
Miller, Cleo	4	0	0	0	0/0	0	0	0/0	0	24
Holden, Steve	0	1	0	0	0/0	0	0	0/0	0	6
Jones, Joe	0	0	0	1	0/0	0	0	0/0	0	6
Poole, Larry	1	0	0	0	0/0	0	0	0/0	0	6

PASSING	ATT	CMP	YDS	PCT	AV/AT
Sipe, Brian	312	178	2,113	57.1	6.77
Phipps, Mike	37	20	146	54.1	3.95
Mays, Dave	20	9	101	45.0	5.05
Pruitt, Greg	3	2	39	66.7	13.00
Cockroft, Don	1	0	0	0.0	0.00
Browns	373	209	2,399	56.0	6.43
Opponents	392	225	2,353	57.4	6.00

Duncan, Brian	0	1	0	0	0/0	0	0	0/0	0	6
Bolton, Ron	0	0	0	1	0/0	0	0	0/0	0	6
Johnson, Walter	0	0	0	0	0/0	0	0	0/0	0	1
Sipe, Brian	0	0	0	0	1/1	0	0	0/0	0	1
Team, Stat	0	0	0	0	0/1	0	0	0/0	0	0
Browns	9	21	0	2	28/32	0	0	15/28	1	267
Opponents	15	18	4	0	32/37	0	0	11/19	0	287

RUSHING	NO	YDS	AVG	LG	TD
Pruitt, Greg	209	1,000	4.8	64	4
Miller, Cleo	153	613	4.0	21	4
Poole, Larry	78	356	4.6	26	1
Pruitt, Mike	52	138	2.7	18	0
Sipe, Brian	18	71	3.9	17	0
Duncan, Brian	11	44	4.0	11	0
Mays, Dave	5	14	2.8	6	0
Phipps, Mike	4	26	6.5	24	0
Rucker, Reggie	2	30	15.0	27	0
Warfield, Paul	1	3	3.0	3	0
Browns	533	2,295	4.3	64	9
Opponents	445	1,761	4.0	59	15

RECEIVING	NO	YDS	AVG	LG	TD
Rucker, Reggie	49	676	13.8	45	8
Pruitt, Greg	45	341	7.6	27	1
Warfield, Paul	38	613	16.1	37t	6
Miller, Cleo	16	145	9.1	38	0
Roan, Oscar	15	174	11.6	23t	4
Poole, Larry	14	70	5.0	21	0
Holden, Steve	8	128	16.0	26t	1
Pruitt, Mike	8	26	3.3	15	0
Duncan, Brian	6	49	8.2	17	1
Logan, Dave	5	104	20.8	52	0
Parris, Gary	5	73	14.6	15	0
Browns	209	2,399	11.5	52	21
Opponents	225	2,353	10.5	69t	18

INTERCEPTIONS	NO	YDS	AVG	LG	TD
Darden, Thom	7	73	10.4	21	0
Scott, Clarence	4	11	2.8	5	0
Bolton, Ron	3	76	25.3	39	1
Babich, Bob	2	29	14.5	21	0
Brown, Terry	1	24	24.0	24	0
Hall, Charlie	1	12	12.0	12	0
Craig, Neal	1	8	8.0	8	0
Irons, Gerald	1	1	1.0	1	0
Sherk, Jerry	1	0	0.0	0	0
Browns	21	234	11.1	39	1
Opponents	15	123	8.2	34	0

PUNTING	NO	YDS	AVG	IN20	TB	LG	BLK
Cockroft, Don	64	2,487	38.9	8	4	51	3
Mays, Dave	2	91	45.5	1	0	54	0
Browns	66	2,578	39.1	9	4	54	3
Opponents	71	2,650	37.3	14	0	59	0

PUNT RETURNS	NO	FC	YDS	AVG	LG	TD
Holden, Steve	31	2	205	6.6	38	0
Feacher, Ricky	14	1	142	10.1	49	0
Miller, Willie	5	0	22	4.4	8	0
Browns	50	3	369	7.4	49	0
Opponents	45	8	517	11.5	73t	2

KICKOFF RETURNS	NO	YDS	AVG	LG	TD
Holden, Steve	19	461	24.3	44	0
Feacher, Ricky	14	311	22.2	33	0
Duncan, Brian	6	145	24.2	27	0
Pruitt, Mike	6	106	17.7	30	0
Poole, Larry	3	62	20.7	21	0
Pruitt, Greg	1	27	27.0	27	0
Miller, Cleo	1	23	23.0	23	0
Jackson, Robert E.	1	16	16.0	16	0
Ambrose, Dick	1	16	16.0	16	0
Graf, Dave	1	15	15.0	15	0
Miller, Willie	1	0	0.0	0	0
Browns	54	1,182	21.9	44	0
Opponents	57	1,347	23.6	97t	1

FIELD GOALS	1-19	20-29	30-39	40-49	50+	TOT
Cockroft, Don	2/2	3/6	5/6	4/11	1/3	15/28
Browns	2/2	3/6	5/6	4/11	1/3	15/28
Opponents	0/0	2/4	4/6	5/9	0/0	11/19

PASSING	ATT	CMP	YDS	PCT	AV/AT	TD	TD%	INT	INT%	LG	TKLD	RATING
Sipe, Brian	312	178	2,113	57.1	6.77	17	5.4	14	4.5	52	16/142	77.3
Phipps, Mike	37	20	146	54.1	3.95	3	8.1	0	0.0	23t	1/6	90.6
Mays, Dave	20	9	101	45.0	5.05	0	0.0	1	5.0	21	2/4	39.8
Pruitt, Greg	3	2	39	66.7	13.00	1	33.3	0	0.0	29	0/0	149.3
Cockroft, Don	1	0	0	0.0	0.00	0	0.0	0	0.0	0	0/0	39.6
Browns	373	209	2,399	56.0	6.43	21	5.6	15	4.0	52	19/152	77.6
Opponents	392	225	2,353	57.4	6.00	18	4.6	21	5.4	69t	32/321	67.9

1977 (6-8)

COACH: Forrest Gregg (first 13 games)/Dick Modzelewski (final game)			
DIVISION FINISH: 4th AFC Central			
1977 USUAL STARTING LINEUPS			
OFFENSE		DEFENSE	
WR 85	Dave Logan	LDE 64	Joe Jones
42	Paul Warfield	LDT 66	Earl Edwards
LT 73	Doug Dieken	RDT 78	M. Sims, 72 Jerry Sherk
LG 65	Henry Sheppard	RDE 74	Mike St. Clair
C 54	Tom DeLeone	70	Mack Mitchell
RT 68	Robert E. Jackson	LLB 59	Charlie Hall
RG 63	Barry Darrow	MLB 52	Dick Ambrose
TE 81	O. Roan, 84 G. Parris	RLB 86	Gerald Irons
WR 33	Reggie Rucker	LCB 22	Clarence Scott
QB 17	Brian Sipe	RCB 21	Oliver Davis
RB 34	Greg Pruitt	SS 20	Tony Peters
RB 30	Cleo Miller	FS 27	Thom Darden
RADIO ANNOUNCERS:			
Gib Shanley, Jim Mueller (WPK 1420 AM)			

DATE	RESULT	OPPONENT	ATT
9/18	W, 13-3	at Cincinnati Bengals	52,847
9/26	W, 30-27 (OT)	New England Patriots	76,418
10/2	L, 14-28	Pittsburgh Steelers	80,588
10/9	L, 10-26	Oakland Raiders	80,236
10/16	W, 24-23	at Houston Oilers	47,888
10/23	W, 27-16	at Buffalo Bills	60,905
10/30	W, 44-7	Kansas City Chiefs	60,381
11/6	L, 7-10	Cincinnati Bengals	81,932
11/13	L, 31-35	at Pittsburgh Steelers	47,055
11/20	W, 21-7	at New York Giants	72,576
11/27	L, 0-9	Los Angeles Rams	70,352
12/4	L, 14-37	at San Diego Chargers	37,312
12/11	L, 15-19	Houston Oilers	30,898
12/18	L, 19-20	at Seattle Seahawks	61,583

TEAM STATISTICS	BROWNS	OPPONENT
Total First Downs	271	261
Rushing	119	113
Passing	119	116
Penalty	33	32
3rd Down: Made/Att	76/188	74/186
3rd Down Pct.	40.4%	39.8%
Total Net Yards	4,375	4,115
Avg. Per Game	312.5	293.9
Total Plays	911	889
Avg. Per Play	4.8	4.6
Net Yards Rushing	2,200	2,098
Avg. Per Game	157.1	149.9
Total Rushes	510	524
Net Yards Passing	2,175	2,017
Avg. Per Game	155.4	144.1
Sacked/Yards Lost	24/199	27/281
Gross Yards	2,374	2,298
Attempts/Completions	377/208	340/184
Completion Pct.	55.2%	54.1%
Had Intercepted	31	23
Punts/Avg.	62/39.0	70/37.7
Net Punting Avg.	62/30.0	70/33.1
Penalties/Yards Lost	125/1,046	117/979
Fumbles/Ball Lost	34/22	32/16
Touchdowns	31	32
Rushing	9	14
Passing	19	15
Returns	3	3
Avg. Time Of Possession	30:13	29:47

SCORE BY PERIODS	1ST	2ND	3RD	4TH	OT	TOT
Browns	63	77	40	86	3	269
Opponents	68	100	38	61	0	267

SCORING	RU	PA	ST	DF	PAT	2RU	2PA	FG	SAF	TP
Cockroft, Don	0	0	0	0	30/31	0	0	17/23	0	81
Miller, Cleo	4	1	0	0	0/0	0	0	0/0	0	30
Parris, Gary	0	5	0	0	0/0	0	0	0/0	0	30
Poole, Larry	1	3	0	0	0/0	0	0	0/0	0	24
Pruitt, Greg	3	1	0	0	0/0	0	0	0/0	0	24
Rucker, Reggie	0	2	0	0	0/0	0	0	0/0	0	12
Warfield, Paul	0	2	0	0	0/0	0	0	0/0	0	12
Roan, Oscar	0	2	0	0	0/0	0	0	0/0	0	12
Pruitt, Mike	1	0	0	0	0/0	0	0	0/0	0	6
Luck, Terry	0	1	0	0	0/0	0	0	0/0	0	6

PASSING	ATT	CMP	YDS	PCT	AV/AT
Sipe, Brian	195	112	1,233	57.4	6.32
Mays, Dave	121	67	797	55.4	6.59
Luck, Terry	50	25	316	50.0	6.32
Pruitt, Greg	9	4	28	44.4	3.11
Logan, Dave	2	0	0	0.0	0.00
Browns	377	208	2,374	55.2	6.30
Opponents	340	184	2,298	54.1	6.76

Logan, Dave	0	1	0	0	0/0	0	0	0/0	0	6
Darden, Thom	0	0	0	1	0/0	0	0	0/0	0	6
Scott, C.	0	0	0	1	0/0	0	0	0/0	0	6
Irons, Gerald	0	0	0	1	0/0	0	0	0/0	0	6
Duncan, Brian	0	1	0	0	0/0	0	0	0/0	0	6
Sherk, Jerry	0	0	0	0	0/0	0	0	0/0	1	2
Browns	9	19	0	3	30/31	0	0	17/23	1	269
Opponents	14	15	3	0	27/32	0	0	16/22	0	267

RUSHING	NO	YDS	AVG	LG	TD
Pruitt, Greg	236	1,086	4.6	78t	3
Miller, Cleo	163	756	4.6	38	4
Pruitt, Mike	47	205	4.4	21	1
Poole, Larry	38	118	3.1	12t	1
Sipe, Brian	10	14	1.4	9	0
Duncan, Brian	5	16	3.2	10	0
Mays, Dave	4	2	0.5	2	0
Luck, Terry	3	-2	-0.7	1	0
Rucker, Reggie	2	6	3.0	3	0
Warfield, Paul	1	2	2.0	2	0
Coleman, Greg	1	-3	-3.0	-3	0
Browns	510	2,200	4.3	78t	9
Opponents	524	2,098	4.0	41	14

RECEIVING	NO	YDS	AVG	LG	TD
Miller, Cleo	41	291	7.1	28	1
Pruitt, Greg	37	471	12.7	60	1
Rucker, Reggie	36	565	15.7	40	2
Parris, Gary	21	213	10.1	26t	5
Logan, Dave	19	284	14.9	42	1
Warfield, Paul	18	251	13.9	52t	2
Poole, Larry	17	137	8.1	21	3
Roan, Oscar	13	136	10.5	27	2
Pruitt, Mike	3	12	4.0	6	0
Craig, Reggie	1	5	5.0	5	0
Duncan, Brian	1	5	5.0	5t	1
Luck, Terry	1	4	4.0	4t	1
Browns	208	2,374	11.4	60	19
Opponents	184	2,298	12.5	67t	14

INTERCEPTIONS	NO	YDS	AVG	LG	TD
Darden, Thom	6	107	17.8	49	1
Irons, Gerald	3	99	33.0	53t	1
Scott, Clarence	3	72	24.0	49t	1
Davis, Oliver	3	71	23.7	32	0
Bolton, Ron	3	50	16.7	43	0
Peters, Tony	2	29	14.5	25	0
Hall, Charlie	1	2	2.0	2	0
Jones, Joe	1	0	0.0	0	0
Woolsey, Rolly	1	0	0.0	0	0
Browns	23	430	18.7	53t	3
Opponents	31	343	11.1	53	0

PUNTING	NO	YDS	AVG	IN20	TB	LG	BLK
Coleman, Greg	61	2,389	39.2	21	2	58	0
Cockroft, Don	1	30	30.0	0	1	30	0
Browns	62	2,419	39.0	21	3	58	0
Opponents	70	2,641	37.7	16	5	67	0

PUNT RETURNS	NO	FC	YDS	AVG	LG	TD
Woolsey, Rolly	32	3	290	9.1	44	0
Payton, Edward	3	0	17	5.7	16	0
Feacher, Ricky	2	0	15	7.5	15	0
Craig, Reggie	1	0	0	0.0	0	0
Browns	38	3	322	8.5	44	0
Opponents	31	1	558	18.0	91t	3

KICKOFF RETURNS	NO	YDS	AVG	LG	TD
Duncan, Brian	15	298	19.9	36	0
Feacher, Ricky	11	219	19.9	26	0
Williams, Lawrence	8	199	24.9	32	0
Pruitt, Mike	6	131	21.8	31	0
Ellis, Ken	5	80	16.0	30	0
Payton, Edward	4	91	22.8	34	0
Jackson, Robert E.	1	21	21.0	21	0
Ambrose, Dick	1	20	20.0	20	0
Babich, Bob	1	14	14.0	14	0
Woolsey, Rolly	1	2	2.0	2	0
Browns	53	1,075	20.3	36	0
Opponents	50	986	19.7	45	0

FIELD GOALS	1-19	20-29	30-39	40-49	50+	TOT
Cockroft, Don	0/0	6/6	6/8	5/9	0/0	17/23
Browns	0/0	6/6	6/8	5/9	0/0	17/23
Opponents	1/1	6/6	7/9	2/5	0/1	16/22

	TD	TD%	INT	INT%	LG	TKLD	RATING
Sipe, Brian	9	4.6	14	7.2	52t	16/114	61.8
Mays, Dave	6	5.0	10	8.3	60	6/67	57.8
Luck, Terry	1	2.0	7	14.0	33	1/8	37.2
Pruitt, Greg	3	33.3	0	0.0	13	1/10	91.7
Logan, Dave	0	0.0	0	0.0	0	0/0	39.6
Browns	19	5.0	31	8.2	60	24/199	56.8
Opponents	15	4.4	23	6.8	67t	31/281	61.9

1978 (8-8)

COACH: Sam Rutigliano			
DIVISION FINISH: 3rd AFC Central			
1978 USUAL STARTING LINEUPS			
OFFENSE		DEFENSE	
WR 85	Dave Logan	LDE 74	Mike St. Clair
LT 73	Doug Dieken	LDT 66	Earl Edmrose
LG 65	Henry Sheppard	RDT 72	Jerry Sherk
C 54	Tom DeLeone	RDE 70	M. Mitchell, 64 J. Jones
RG 68	Robert E. Jackson	LOLB 59	Charlie Hall
RT 63	Barry Darrow	MLB 52	Dick Ambrose
TE 82	Ozzie Newsome	ROLB 86	Gerald Irons
WR 33	Reggie Rucker	57	Clay Matthews
QB 17	Brian Sipe	LCB 22	C. Scott, 28 R. Bolton
FB 43	Mike Pruitt	RCB 21	Oliver Davis
30	Clea Miller	SS 20	Tony Peters
RB 34	Greg Pruitt	FS 27	Thom Darden
RADIO ANNOUNCERS:			
Gib Shanley, Jim Mueller (WHK 1420 AM)			

DATE	RESULT	OPPONENT	ATT
9/3	W, 24-7	San Francisco 49ers	68,973
9/10	W, 13-10 (OT)	Cincinnati Bengals	72,691
9/17	W, 24-16	at Atlanta Falcons	56,648
9/24	L, 9-15 (OT)	at Pittsburgh Steelers	49,573
10/1	L, 13-16	Houston Oilers	72,776
10/8	W, 24-16	at New Orleans Saints	50,158
10/15	L, 14-34	Pittsburgh Steelers	81,302
10/22	L, 3-17	at Kansas City Chiefs	41,157
10/29	W, 41-20	Buffalo Bills	51,409
11/5	L, 10-14	at Houston Oilers	45,827
11/12	L, 7-19	Denver Broncos	70,856
11/19	W, 45-24	at Baltimore Colts	45,341
11/26	W, 30-19	Los Angeles Rams	55,158
12/3	L, 24-47	at Seattle Seahawks	62,262
12/10	W, 37-34 (OT)	New York Jets	36,881
12/17	L, 16-48	at Cincinnati Bengals	46,985

TEAM STATISTICS	BROWNS	OPPONENT
Total First Downs	293	329
Rushing	133	117
Passing	130	174
Penalty	30	38
3rd Down: Made/Att	85/217	96/230
3rd Down Pct.	39.2%	41.7%
Total Net Yards	5,347	5,352
Avg. Per Game	334.2	334.5
Total Plays	1,036	1,083
Avg. Per Play	5.2	4.9
Net Yards Rushing	2,488	2,149
Avg. Per Game	155.5	134.3
Total Rushes	559	563
Net Yards Passing	2,859	3,203
Avg. Per Game	178.7	200.2
Sacked/Yards Lost	35/278	31/232
Gross Yards	3,137	3,435
Attempts/Completions	442/236	489/265
Completion Pct.	53.4%	54.2%
Had Intercepted	21	27
Punts/Avg.	79/39.1	82/38.4
Net Punting Avg.	79/34.5	82/34.5
Penalties/Yards Lost	127/1,165	131/1,110
Fumbles/Ball Lost	50/29	35/18
Touchdowns	40	42
Rushing	17	19
Passing	22	20
Returns	1	3
Avg. Time Of Possession	30:06	29:54

SCORE BY PERIODS	1ST	2ND	3RD	4TH	OT	TOT
Browns	50	115	85	78	6	— 334
Opponents	46	99	60	145	6	— 356

SCORING	RU	PA	ST	DF	PAT	2RU	2PA	FG	SAF	TP
Cockroft, Don	0	0	0	0	37/40	0	0	19/28	0	94
Rucker, Reggie	0	8	0	0	0/0	0	0	0/0	0	48
Hill, Calvin	1	6	0	0	0/0	0	0	0/0	0	42
Pruitt, Mike	5	0	0	0	0/0	0	0	0/0	0	30

PASSING	ATT	CMP	YDS	PCT	AV/AT	TD	TD%	INT	INT%	LG	TKLD	RATNG
Sipe, Brian	399	222	2,906	55.6	7.28	21	5.3	15	3.8	69t	29/229	80.7
Miller, Mark	39	13	212	33.3	5.44	1	2.6	4	10.3	44	5/47	21.5
Evans, Johnny	1	1	19	100.0	19.00	0	0.0	0	0.0	0	0/0	118.8
Pruitt, Greg	3	0	0	0.0	0.00	0	0.0	2	66.7	0	0/0	0.0
Hill, Calvin	0	0	0	0.0	0.00	0	0.0	0	0.0	0	1/2	39.6
Browns	442	236	3,137	53.4	7.10	22	5.0	21	4.8	69t	35/278	72.9
Opponents	489	265	3,435	54.2	7.02	20	4.1	27	5.5	72t	31/232	67.1

\* Led NFL

Pruitt, Greg	3	2	0	0	0/0	0	0	0/0	0	30
Logan, Dave	0	4	0	0	0/0	0	0	0/0	0	24
Newsome, Ozzie	2	2	0	0	0/0	0	0	0/0	0	24
Sipe, Brian	3	0	0	0	0/0	0	0	0/0	0	18
Miller, Cleo	1	0	0	0	0/0	0	0	0/0	0	6
Collins, Larry	1	0	0	0	0/0	0	0	0/0	0	6
Davis, Oliver	0	0	0	1	0/0	0	0	0/0	0	6
Miller, Mark	1	0	0	0	0/0	0	0	0/0	0	6
Browns	17	22	0	1	37/40	0	0	19/28	0	334
Opponents	19	20	3	0	36/41	0	0	22/29	1	356

RUSHING	NO	YDS	AVG	LG	TD
Pruitt, Greg	176	960	5.5	70t	3
Pruitt, Mike	135	560	4.1	71t	5
Miller, Cleo	89	336	3.8	18	1
Hill, Calvin	80	289	3.6	21	1
Sipe, Brian	28	87	3.1	35	3
Collins, Larry	22	64	2.9	19	1
Newsome, Ozzie	13	96	7.4	33t	2
Miller, Mark	7	63	9.0	17	1
Sullivan, Tom	5	7	1.4	5	0
Rucker, Reggie	2	14	7.0	9	0
Evans, Johnny	2	12	6.0	12	0
Browns	559	2,488	4.5	71t	17
Opponents	563	2,149	3.8	39	19

RECEIVING	NO	YDS	AVG	LG	TD
Rucker, Reggie	43	893	20.8	69t	8
Newsome, Ozzie	38	589	15.5	47	2
Pruitt, Greg	38	292	7.7	26t	2
Logan, Dave	37	585	15.8	44	4
Hill, Calvin	25	334	13.4	53t	6
Miller, Cleo	20	152	7.6	23	0
Pruitt, Mike	20	112	5.6	15	0
Wright, Keith	8	76	9.5	20	0
Feacher, Ricky	4	76	19.0	42	0
Sullivan, Tom	1	20	20.0	20	0
Parris, Gary	1	4	4.0	4	0
Collins, Larry	1	4	4.0	4	0
Browns	236	3,137	13.3	69t	22
Opponents	265	3,435	13.0	72t	20

INTERCEPTIONS	NO	YDS	AVG	LG	TD
Darden, Thom	10*	200	20.0	46	0
Davis, Oliver	6	65	10.8	33	1
Scott, Clarence	3	15	5.0	7	0
Ambrose, Dick	2	46	23.0	39	0
Irons, Gerald	2	9	4.5	9	0
Peters, Tony	2	7	3.5	7	0
Hall, Charlie	1	6	6.0	6	0
Matthews, Clay	1	5	5.0	5	0
Browns	27	353	13.1	46	1
Opponents	21	343	16.3	65	2

PUNTING	NO	YDS	AVG	IN20	TB	LG	BLK
Evans, Johnny	79	3,089	39.1	16	8	65	0
Browns	79	3,089	39.1	16	8	65	0
Opponents	82	3,146	38.4	14	9	56	0

PUNT RETURNS	NO	FC	YDS	AVG	LG	TD
Wright, Keith	37	16	288	7.8	42	0
Newsome, Ozzie	2	1	29	14.5	24	0
Browns	39	17	317	8.1	42	0
Opponents	41	5	366	8.9	39	0

KICKOFF RETURNS	NO	YDS	AVG	LG	TD
Collins, Larry	32	709	22.2	41	0
Wright, Keith	30	789	26.3	86	0
Sullivan, Ball	4	90	22.5	27	0
Rich, Randy	2	43	21.5	24	0
Pruitt, Greg	1	31	31.0	31	0
Jackson, Robert E.	1	19	19.0	19	0
Miller, Cleo	1	15	15.0	15	0
Rucker, Reggie	1	1	1.0	1	0
Browns	72	1,697	23.6	86	0
Opponents	72	1,469	20.4	95t	1

FIELD GOALS	1-19	20-29	30-39	40-49	50+	TOT
Cockroft, Don	1/2	6/7	2/5	10/12	0/2	19/28
Browns	1/2	6/7	2/5	10/12	0/2	19/28
Opponents	2/2	9/9	5/10	6/8	0/0	22/29

1979 (9-7)

COACH: Sam Rutigliano			
DIVISION FINISH: 3rd AFC Central			
1979 USUAL STARTING LINEUPS			
OFFENSE		DEFENSE	
WR 85	Dave Logan	LDE 77	Lyle Alzado
LT 73	Doug Dieken	LDT 78	Mickey Sims
LG 63	Cody Risien	RDT 72	Jerry Sherk
C 54	Tom DeLeone	RDE 81	Jack Gregory
RG 68	Robert E. Jackson	LOLB 59	Charlie Hall
RT 65	Henry Sheppard	MLB 52	Dick Ambrose
TE 82	Ozzie Newsome	ROLB 57	Clay Matthews
WR 33	Reggie Rucker	LCB 28	Ron Bolton
QB 17	Brian Sipe	RCB 21	Oliver Davis
FB 43	Mike Pruitt	SS 22	Clarence Scott
RB 35	C. Hill, 34 G. Pruitt	FS 27	Thom Darden
RADIO ANNOUNCERS:			
Gib Shanley, Jim Mueller (WHK 1420 AM)			

DATE	RESULT	OPPONENT	ATT
9/2	W, 25-22 (OT)	at New York Jets	48,472
9/9	W, 27-24	at Kansas City Chiefs	42,181
9/16	W, 13-10	Baltimore Colts	73,889
9/24	W, 26-7	Dallas Cowboys	80,123
9/30	L, 10-31	at Houston Oilers	48,915
10/7	L, 35-51	Pittsburgh Steelers	81,260
10/14	L, 9-13	Washington Redskins	63,323
10/21	W, 28-27	Cincinnati Bengals	75,119
10/28	W, 38-20	at St. Louis Cardinals	47,845
11/4	W, 24-19	at Philadelphia Eagles	69,019
11/11	L, 24-29	Seattle Seahawks	72,440
11/18	W, 30-24 (OT)	Miami Dolphins	80,374
11/25	L, 30-33 (OT)	at Pittsburgh Steelers	48,773
12/2	W, 14-7	Houston Oilers	69,112
12/9	L, 14-19	at Oakland Raiders	52,641
12/16	L, 12-16	at Cincinnati Bengals	42,183

TEAM STATISTICS	BROWNS	OPPONENT
Total First Downs	350	307
Rushing	125	136
Passing	189	158
Penalty	36	13
3rd Down: Made/Att	99/222	105/240
3rd Down Pct.	44.6%	43.8%
Total Net Yards	5,772	5,650
Avg. Per Game	360.8	353.1
Total Plays	1,092	1,076
Avg. Per Play	5.3	5.3
Net Yards Rushing	2,281	2,604
Avg. Per Game	142.6	162.8
Total Rushes	504	577
Net Yards Passing	3,491	3,046
Avg. Per Game	218.2	190.4
Sacked/Yards Lost	43/347	31/243
Gross Yards	3,838	3,289
Attempts/Completions	545/289	468/271
Completion Pct.	53.0%	57.9%
Had Intercepted	27	16
Punts/Avg.	69/41.2	80/41.4
Net Punting Avg.	69/35.8	80/37.1
Penalties/Yards Lost	82/709	118/1,018
Fumbles/Ball Lost	28/17	39/16
Touchdowns	45	42
Rushing	16	25
Passing	28	14
Returns	1	3
Avg. Time Of Possession	29:29	30:31

SCORE BY PERIODS	1ST	2ND	3RD	4TH	OT	TOT
Browns	91	66	78	115	9	— 359
Opponents	94	81	60	114	3	— 352

SCORING	RU	PA	ST	DF	PAT	2RU	2PA	FG	SAF	TP
Cockroft, Don	0	0	0	0	38/43	0	0	17/29	0	89
Pruitt, Mike	9	2	0	0	0/0	0	0	0/0	0	66
Newsome, O.	0	9	0	0	0/0	0	0	0/0	0	54
Logan, Dave	0	7	0	0	0/0	0	0	0/0	0	42
Rucker, Reggie	0	6	0	0	0/0	0	0	0/0	0	36
Hill, Calvin	1	2	0	0	0/0	0	0	0/0	0	18
Morarity, Pat	2	0	0	0	0/0	0	0	0/0	0	12

PASSING	ATT	CMP	YDS	PCT	AV/AT	TD	TD%	INT	INT%	LG	TKLD	RATING
Sipe, Brian	535	286	3,793	53.5	7.09	28*	5.2	26	4.9	74	43/347	73.4
Miller, Mark	8	2	31	25.0	3.88	0	0.0	1	12.5	17	0/0	3.6
Evans, Johnny	2	1	14	50.0	7.00	0	0.0	0	0.0	14	0/0	72.9
Browns	545	289	3,838	53.0	7.04	28	5.1	27	5.0	74	43/347	72.1
Opponents	468	271	3,289	57.9	7.03	14	3.0	16	3.4	62	31/243	75.3

\* Tied NFL Lead

Sipe, Brian	2	0	0	0	0/0	0	0	0/0	0	12
Feacher, Ricky	0	1	0	0	0/0	0	0	0/0	0	6
Pruitt, Greg	0	1	0	0	0/0	0	0	0/0	0	6
Miller, Cleo	1	0	0	0	0/0	0	0	0/0	0	6
Darden, Thom	0	0	0	1	0/0	0	0	0/0	0	6
Hall, Dino	1	0	0	0	0/0	0	0	0/0	0	6
Team, Stat	0	0	0	0	0/1	0	0	0/0	0	0
Browns	16	28	0	1	38/44	0	0	0	17/29	0 359
Opponents	25	14	3	0	34/42	0	0	0	22/35	0 352

RUSHING	NO	YDS	AVG	LG	TD
Pruitt, Mike	264	1,294	4.9	77t	9
Pruitt, Greg	62	233	3.8	27	0
Hill, Calvin	53	193	3.6	33	1
Sipe, Brian	45	188	4.2	34	2
Miller, Cleo	39	213	5.5	39t	1
Hall, Dino	22	152	6.9	52t	1
Morarity, Pat	14	11	0.8	8	2
Adams, Willis	2	4	2.0	3	0
Newsome, Ozzie	1	6	6.0	6	0
Feacher, Ricky	1	-1	-1.0	-1	0
Miller, Mark	1	-2	-2.0	-2	0
Browns	504	2,291	4.5	77t	16
Opponents	577	2,604	4.5	71t	25

RECEIVING	NO	YDS	AVG	LG	TD
Logan, Dave	59	982	16.6	46	7
Newsome, Ozzie	55	781	14.2	74	9
Rucker, Reggie	43	749	17.4	54	6
Pruitt, Mike	41	372	9.1	50t	2
Hill, Calvin	38	381	10.0	31	2
Miller, Cleo	26	251	9.7	33	0
Pruitt, Greg	14	155	11.1	27	1
Feacher, Ricky	7	103	14.7	25	1
Hall, Dino	2	14	7.0	8	0
Morarity, Pat	1	17	17.0	17	0
Weathers, Curtis	1	14	14.0	14	0
Wright, Keith	1	13	13.0	13	0
Adams, Willis	1	6	6.0	6	0
Browns	289	3,838	13.3	74	28
Opponents	271	3,289	12.1	62	14

INTERCEPTIONS	NO	YDS	AVG	LG	TD
Darden, Thom	5	125	25.0	39t	1
Scott, Clarence	3	56	18.7	29	0
Bolton, Ron	3	20	6.7	13	0
Hall, Charlie	2	14	7.0	11	0
Davis, Oliver	1	33	33.0	33	0
Matthews, Clay	1	30	30.0	30	0
Ambrose, Dick	1	0	0.0	0	0
Browns	16	278	17.4	39t	1
Opponents	27	315	11.7	50	1

PUNTING	NO	YDS	AVG	IN20	TB	LG	BLK
Evans, Johnny	69	2,844	41.2	7	9	59	2
Browns	69	2,844	41.2	7	9	59	2
Opponents	80	3,313	41.4	9	9	61	0

PUNT RETURNS	NO	FC	YDS	AVG	LG	TD
Hall, Dino	29	5	295	10.2	47	0
Wright, Keith	12	6	50	4.2	13	0
Newsome, Ozzie	0	1	0	0.0	0	0
Burrell, Clinton	0	2	0	0.0	0	0
Browns	41	14	345	8.4	47	0
Opponents	45	2	375	8.3	38	0

KICKOFF RETURNS	NO	YDS	AVG	LG	TD
Hall, Dino	50	1,014	20.3	33	0
Wright, Keith	15	402	26.8	45	0
Feacher, Ricky	2	51	25.5	27	0
Rich, Randy	2	10	5.0	6	0
Pruitt, Greg	1	22	22.0	22	0
Jackson, Robert E.	1	18	18.0	18	0
Miller, Cleo	1	14	14.0	14	0
Weathers, Curtis	1	0	0.0	0	0
Miller, Matt	1	0	0.0	0	0
Morarity, Pat	1	0	0.0	0	0
Browns	75	1,531	20.4	45	0
Opponents	70	1,324	18.9	51	0

FIELD GOALS	1-19	20-29	30-39	40-49	50+	TOT
Cockroft, Don	0/0	5/6	8/12	3/8	1/3	17/29
Browns	0/0	5/6	8/12	3/8	1/3	17/29
Opponents	1/2	6/9	9/13	6/11	0/0	22/35

1980 (11-5)

COACH: Sam Rutigliano			
DIVISION FINISH: 1st AFC Central			
1980 USUAL STARTING LINEUPS			
OFFENSE		DEFENSE	
WR 85	Dave Logan	LDE 90	Marshall Harris
LT 73	Doug Dieken	NT 91	Henry Bradley
LG 65	Henry Sheppard	RDE 77	Lyle Alzado
C 54	Tom DeLeone	LOLB 59	Charlie Hall
RG 64	Joe DeLamielleure	LILB 56	Robert L. Jackson
RT 63	Cody Risien	RILB 52	Dick Ambrose
TE 82	Ozzie Newsome	ROLB 57	Clay Matthews
WR 33	Reggie Rucker	LCB 28	Ron Bolton
QB 17	Brian Sipe	RCB 49	Clinton Burrell
FB 43	Mike Pruitt	FS 27	Thom Darden
RB 34	Greg Pruitt	SS 22	Clarence Scott
RADIO ANNOUNCERS: Gib Shanley, Jim Mueller (WHK 1420 AM)			

DATE	RESULT	OPPONENT	ATT
9/7	L, 17-34	at New England Patriots	49,222
9/15	L, 7-16	Houston Oilers	80,243
9/21	W, 20-13	Kansas City Chiefs	63,614
9/28	W, 34-27	at Tampa Bay Buccaneers	65,540
10/5	L, 16-19	Denver Broncos	81,065
10/12	W, 27-3	at Seattle Seahawks	61,366
10/19	W, 26-21	Green Bay Packers	75,548
10/26	W, 27-26	Pittsburgh Steelers	79,095
11/3	W, 27-21	Chicago Bears	83,224
11/9	W, 28-27	at Baltimore Colts	45,369
11/16	L, 13-16	at Pittsburgh Steelers	54,563
11/23	W, 31-7	Cincinnati Bengals	79,253
11/30	W, 17-14	at Houston Oilers	51,514
12/7	W, 17-14	New York Jets	78,454
12/14	L, 23-28	at Minnesota Vikings	42,202
12/21	W, 27-24	at Cincinnati Bengals	50,058
PLAYOFF			
1/4	L 12-14	Oakland Raiders	77,655

TEAM STATISTICS	BROWNS	OPPONENT
Total First Downs	336	340
Rushing	102	105
Passing	207	197
Penalty	27	38
3rd Down: Made/Att	98/207	105/220
3rd Down Pct.	47.3%	47.7%
Total Net Yards	5,588	5,626
Avg. Per Game	349.3	351.6
Total Plays	1,016	1,051
Avg. Per Play	5.5	5.4
Net Yards Rushing	1,673	1,761
Avg. Per Game	104.6	110.1
Total Rushes	436	485
Net Yards Passing	3,915	3,865
Avg. Per Game	244.7	241.6
Sacked/Yards Lost	23/217	31/224
Gross Yards	4,132	4,089
Attempts/Completions	557/338	536/336
Completion Pct.	60.7%	62.7%
Had Intercepted	14	22
Punts/Avg.	66/38.3	63/37.4
Net Punting Avg.	66/34.6	63/34.7
Penalties/Yards Lost	117/1,042	96/766
Fumbles/Ball Lost	24/14	23/10
Touchdowns	45	37
Rushing	15	12
Passing	30	23
Returns	0	2
Avg. Time Of Possession	28:44	31:16

SCORE BY PERIODS	1ST	2ND	3RD	4TH	OT	TOT
Browns	41	134	84	98	0	— 357
Opponents	32	69	109	100	0	— 310

SCORING	RU	PA	ST	DF	PAT	2RU	2PA	FG	SAF	TP
Cockroft, Don	0	0	0	0	39/44	0	0	0	16/26	0 87
Pruitt, Mike	6	0	0	0	0/0	0	0	0	0/0	0 36
Hill, Calvin	0	6	0	0	0/0	0	0	0	0/0	0 36
White, Charles	5	1	0	0	0/0	0	0	0	0/0	0 36

PASSING	ATT	CMP	YDS	PCT	AV/AT
Sipe, Brian	554	337	4,132*	60.8	7.46
Cockroft, Don	1	0	0	0.0	0.00
Browns	555	337	4,132	60.7	7.45
Opponents	480	306	3,746	63.8	7.80

Pruitt, Greg	0	5	0	0	0/0	0	0	0/0	0 30
Logan, Dave	0	4	0	0	0/0	0	0	0/0	0 24
Feacher, Ricky	0	4	0	0	0/0	0	0	0/0	0 24
Rucker, Reggie	0	4	0	0	0/0	0	0	0/0	0 24
Wright, Keith	0	3	0	0	0/0	0	0	0/0	0 18
Newsome, Ozzie	0	3	0	0	0/0	0	0	0/0	0 18
Miller, Cleo	3	0	0	0	0/0	0	0	0/0	0 18
Sipe, Brian	1	0	0	0	0/0	0	0	0/0	0 6
Team, Stat	0	0	0	0	0/1	0	0	0/0	0 0
Browns	15	30	0	0	39/45	0	0	16/26	0 357
Opponents	12	23	2	0	32/37	0	0	18/29	1 310

RUSHING	NO	YDS	AVG	LG	TD
Pruitt, Mike	249	1,034	4.2	56t	6
White, Charles	86	279	3.2	16	5
Pruitt, Greg	40	117	2.9	19	0
Miller, Cleo	28	139	5.0	50	3
Sipe, Brian	20	55	2.8	24	1
McDonald, Paul	3	-2	-0.7	0	0
Evans, Johnny	3	-6	-2.0	0	0
Hall, Dino	2	26	13.0	19	0
Newsome, Ozzie	2	13	6.5	9	0
Adams, Willis	2	7	3.5	15	0
Hill, Calvin	1	11	11.0	11	0
Browns	436	1,673	3.8	56t	15
Opponents	485	1,761	3.6	32	12

RECEIVING	NO	YDS	AVG	LG	TD
Pruitt, Mike	63	471	7.5	28	0
Rucker, Reggie	52	768	14.8	45	4
Logan, Dave	51	822	16.1	65	4
Newsome, Ozzie	51	594	11.6	44	3
Pruitt, Greg	50	444	8.9	43	5
Hill, Calvin	27	383	14.2	50	6
White, Charles	17	153	9.0	31t	1
Feacher, Ricky	10	244	24.4	55t	4
Adams, Willis	8	165	20.6	39	0
Wright, Keith	3	62	20.7	39t	3
Oden, McDonald	3	18	6.0	8	0
Miller, Cleo	2	8	4.0	7	0
Browns	337	4,132	12.3	65	30
Opponents	336	4,089	12.2	72	23

INTERCEPTIONS	NO	YDS	AVG	LG	TD
Bolton, Ron	6	62	10.3	29	0
Burrell, Clinton	5	51	10.2	29	0
Darden, Thom	2	42	21.0	23	0
Jackson, Robert L.	2	15	7.5	9	0
Scott, Clarence	2	14	7.0	9	0
Hall, Charlie	2	3	1.5	3	0
Davis, Oliver	1	70	70.0	47	0
Matthews, Clay	1	6	6.0	6	0
Johnson, Lawrence	1	3	3.0	3	0
Browns	22	266	12.1	47	0
Opponents	14	270	19.3	93t	0

PUNTING	NO	YDS	AVG	IN20	TB	LG	BLK
Evans, Johnny	66	2,530	38.3	12	7	56	0
Browns	66	2,530	38.3	12	7	56	0
Opponents	63	2,356	37.4	16	4	62	0

PUNT RETURNS	NO	FC	YDS	AVG	LG	TD
Wright, Keith	29	4	129	4.4	15	0
Hall, Dino	6	3	41	6.8	14	0
Browns	35	7	170	4.9	15	0
Opponents	38	6	245	6.4	15	0

KICKOFF RETURNS	NO	YDS	AVG	LG	TD
Hall, Dino	32	691	21.6	40	0
Wright, Keith	25	576	23.0	50	0
Miller, Cleo	2	22	11.0	13	0
White, Charles	1	20	20.0	20	0
Jackson, Robert E.	1	0	0.0	0	0
Flint, Judson	1	0	0.0	0	0
Darden, Thom	1	-1	-1.0	-1	0
Browns	63	1,308	20.8	50	0
Opponents	71	1,018	14.3	31	0

FIELD GOALS	1-19	20-29	30-39	40-49	50+	TOT
Cockroft, Don	0/0	6/7	5/7	5/9	0/3	16/26
Browns	0/0	6/7	5/7	5/9	0/3	16/26
Opponents	3/3	7/7	5/11	3/6	0/2	18/29

TD	TD%	INT	INT%	LG	TKLD	RATING
30	5.4	14	2.5	65	23/217	91.4
0	0.0	0	0.0	0	0/0	39.6
30	5.4	14	2.5	65	23/217	91.2
20	4.2	20	4.2	72	31/218	84.3

\* Led NFL



1981 (5-11)

COACH: Sam Rutigliano	
DIVISION FINISH: 4th AFC Central	
1981 USUAL STARTING LINEUPS	
OFFENSE	DEFENSE
WR 85 Dave Logan	LDE 90 M. Harris, 97 T. Brown
LT 73 Doug Dieken	NT 91 Henry Bradley
LG 68 Robert E. Jackson	RDE 77 Lyle Alzado
65 Henry Sheppard	LOLB 50 Don Goode
C 54 Tom DeLeone	LILB 56 Robert L. Jackson
79 Gerry Sullivan	RILB 52 Dick Ambrose
RG 64 Joe DeLamielleure	ROLB 57 Clay Matthews
RT 63 Cody Risien	LCB 28 Ron Bolton
TE 82 Ozzie Newsome	RCB 48 L. Johnson, 29 H. Dixon
WR 33 Reggie Rucker	SS 22 Clarence Scott
83 Ricky Feacher	FS 49 C. Burrell, 27 T. Darden
QB 17 Brian Sipe	
FB 43 Mike Pruitt	
RB 34 G. Pruitt, 25 C. White	
RADIO ANNOUNCERS:	
Gib Shanley, Jim Mueller (WHK 1420 AM)	

DATE	RESULT	OPPONENT	ATT
9/7	L, 14-44	San Diego Chargers	78,904
9/13	L, 3-9	Houston Oilers	79,483
9/20	W, 20-17	at Cincinnati Bengals	52,170
9/27	W, 28-17	Atlanta Falcons	78,283
10/4	L, 16-27	at Los Angeles Rams	63,924
10/11	L, 7-13	at Pittsburgh Steelers	53,255
10/18	W, 20-17	New Orleans Saints	76,059
10/25	W, 42-28	Baltimore Colts	78,986
11/1	L, 13-22	at Buffalo Bills	78,266
11/8	L, 20-23 (OT)	at Denver Broncos	74,859
11/15	W, 15-12	at San Francisco 49ers	52,445
11/22	L, 10-32	Pittsburgh Steelers	77,958
11/29	L, 21-41	Cincinnati Bengals	75,186
12/3	L, 13-17	at Houston Oilers	44,502
12/12	L, 13-14	New York Jets	56,866
12/20	L, 21-42	at Seattle Seahawks	51,435

TEAM STATISTICS	BROWNS	OPPONENT
Total First Downs	364	299
Rushing	131	119
Passing	196	157
Penalty	37	23
3rd Down: Made/Att	92/225	78/212
3rd Down Pct.	40.9%	36.8%
Total Net Yards	5,915	5,394
Avg. Per Game	369.7	337.1
Total Plays	1,138	1,016
Avg. Per Play	5.2	5.3
Net Yards Rushing	1,929	2,078
Avg. Per Game	120.6	129.9
Total Rushes	474	516
Net Yards Passing	3,986	3,289
Avg. Per Game	249.1	205.6
Sacked/Yards Lost	40/353	31/223
Gross Yards	4,339	3,512
Attempts/Completions	624/348	469/275
Completion Pct.	55.8%	58.6%
Had Intercepted	27	15
Punts/Avg.	68/42.4	78/40.7
Net Punting Avg.	68/38.7	78/35.9
Penalties/Yards Lost	109/971	100/870
Fumbles/Ball Lost	38/26	31/20
Touchdowns	32	45
Rushing	11	14
Passing	21	28
Returns	0	3
Avg. Time Of Possession	30:59	29:01

SCORE BY PERIODS	1ST	2ND	3RD	4TH	OT	TOT
Browns	31	109	55	81	0	— 276
Opponents	89	103	82	98	3	— 375

SCORING	RU	PA	ST	DF	PAT	2RU	2PA	FG	SAF	TP
Bahr, Matt	0	0	0	0	22/22	0	0	13/20	0	61
Pruitt, Mike	7	1	0	0	0/0	0	0	0/0	0	48
Newsome, O.	0	6	0	0	0/0	0	0	0/0	0	36
Logan, Dave	0	4	0	0	0/0	0	0	0/0	0	24

PASSING	ATT	CMP	YDS	PCT	AV/AT	TD	TD%	INT	INT%	LG	TKLD	RATNG
Sipe, Brian	567	313	3,876	55.2	6.84	17	3.0	25	4.4	62	34/310	68.2
McDonald, Paul	57	35	463	61.4	8.12	4	7.0	2	3.5	46	6/43	95.9
Browns	624	348	4,339	55.8	6.95	21	3.4	27	4.3	62	40/353	70.7
Opponents	469	275	3,512	58.6	7.49	28	6.0	15	3.2	60t	29/223	88.7

Pruitt, Greg	0	4	0	0	0/0	0	0	0/0	0	24
Jacobs, Dave	0	0	0	0	9/10	0	0	4/12	0	21
Feacher, Ricky	0	3	0	0	0/0	0	0	0/0	0	18
Hill, Calvin	0	2	0	0	0/0	0	0	0/0	0	12
Miller, Cleo	2	0	0	0	0/0	0	0	0/0	0	12
Rucker, Reggie	0	1	0	0	0/0	0	0	0/0	0	6
White, Charles	1	0	0	0	0/0	0	0	0/0	0	6
Sipe, Brian	1	0	0	0	0/0	0	0	0/0	0	6
Team, Stat	0	0	0	0	0/0	0	0	0/0	1	2
Cox, Steve	0	0	0	0	0/0	0	0	0/1	0	0
Browns	11	21	0	0	31/32	0	0	17/33	1	276
Opponents	14	28	3	0	40/45	0	0	21/34	1	375

RUSHING	NO	YDS	AVG	LG	TD
Pruitt, Mike	247	1,103	4.5	21	7
White, Charles	97	342	3.5	26	1
Miller, Cleo	52	165	3.2	13	2
Sipe, Brian	38	153	4.0	22	1
Pruitt, Greg	31	124	4.0	15	0
Hill, Calvin	4	23	5.8	9	0
Newsome, Ozzie	2	20	10.0	14	0
McDonald, Paul	2	0	0.0	2	0
Feacher, Ricky	1	-1	-1.0	-1	0
Browns	474	1,929	4.1	26	11
Opponents	516	2,078	4.0	79t	14

RECEIVING	NO	YDS	AVG	LG	TD
Newsome, Ozzie	69	1,002	14.5	62	6
Pruitt, Greg	65	636	9.8	33	4
Pruitt, Mike	63	442	7.0	21	1
Logan, Dave	31	497	16.0	40t	4
Feacher, Ricky	29	654	22.6	48	3
Rucker, Reggie	27	532	19.7	49	1
White, Charles	27	219	8.1	21	0
Hill, Calvin	17	150	8.8	23	2
Miller, Cleo	16	139	8.7	17	0
Fulton, Dan	2	38	19.0	27	0
Adams, Willis	1	24	24.0	24	0
Oden, McDonald	1	6	6.0	6	0
Browns	348	4,339	12.5	62	21
Opponents	275	3,512	12.8	60t	28

INTERCEPTIONS	NO	YDS	AVG	LG	TD
Scott, Clarence	4	46	11.5	26	0
Darden, Thom	3	68	22.7	45	0
Flint, Judson	2	33	16.5	33	0
Matthews, Clay	2	14	7.0	8	0
Bolton, Ron	1	3	3.0	3	0
Goode, Don	1	1	1.0	1	0
Logan, Dave	1	0	0.0	0	0
Ambrose, Dick	1	0	0.0	0	0
Browns	15	165	11.0	45	0
Opponents	27	347	12.9	82t	0

PUNTING	NO	YDS	AVG	IN20	TB	LG	BLK
Cox, Steve	68	2,884	42.4	11	12	66	2
Browns	68	2,884	42.4	11	12	66	2
Opponents	78	3,173	40.7	20	6	59	0

PUNT RETURNS	NO	FC	YDS	AVG	LG	TD
Hall, Dino	33	6	248	7.5	40	0
Montgomery, C.	17	0	121	7.1	17	0
Browns	50	6	369	7.4	40	0
Opponents	30	4	253	8.4	34	0

KICKOFF RETURNS	NO	YDS	AVG	LG	TD
Hall, Dino	36	813	22.6	48	0
Montgomery, C.	14	334	23.9	38	0
White, Charles	12	243	20.3	32	0
Pruitt, Greg	3	82	27.3	30	0
Miller, Cleo	3	35	11.7	22	0
Brown, Thomas	2	17	8.5	10	0
Johnson, Eddie	1	7	7.0	7	0
Miller, Matt	1	6	6.0	6	0
Browns	72	1,537	21.3	48	0
Opponents	45	1,156	25.7	88	0

FIELD GOALS	1-19	20-29	30-39	40-49	50+	TOT
Bahr, Matt	3/3	5/5	5/9	0/2	0/1	13/20
Jacobs, Dave	0/0	2/3	2/6	0/1	0/2	4/12
Cox, Steve	0/0	0/0	0/0	0/0	0/1	0/1
Browns	3/3	7/8	7/15	0/3	0/4	17/33
Opponents	1/1	8/12	6/9	5/11	1/1	21/34

1982 (4-5)

COACH: Sam Rutigliano			
CONFERENCE FINISH: 8th American Conference			
1982 USUAL STARTING LINEUPS			
OFFENSE		DEFENSE	
WR 85	Dave Logan	LDE 90	Marshall Harris
LT 73	Doug Dieken	NT 91	H. Bradley, 79 B. Golic
LG 68	Robert E. Jackson	RDE 92	Mike Robinson
C 54	Tom DeLeone	99	Keith Baldwin
RG 64	Joe DeLamielleure	L0LB 56	Chip Banks
RT 63	Cody Risien	L1LB 50	Tom Cousineau
TE 82	Ozzie Newsome	R1LB 52	Dick Ambrose
WR 83	Ricky Feacher	R0LB 57	Clay Matthews
QB 17	Brian Sipe	55	Curtis Weathers
16	Paul McDonald	LCB 28	Ron Bolton
FB 43	Mike Pruitt	48	Lawrence Johnson
RB 25	Charles White	RCB 29	Hanford Dixon
		SS 49	Clinton Burrell
		FS 22	Clarence Scott
RADIO ANNOUNCERS:			
Gib Shanley, Jim Mueller (WHK 1420 AM)			

DATE	RESULT	OPPONENT	ATT
9/12	W, 21-7	at Seattle Seahawks	55,907
9/19	L, 21-24	Philadelphia Eagles	78,830
11/21	W, 10-7	New England Patriots	51,281
11/25	L, 14-31	at Dallas Cowboys	46,267
12/5	L, 13-30	San Diego Chargers	54,064
12/12	L, 10-23	at Cincinnati Bengals	54,305
12/19	W, 10-9	Pittsburgh Steelers	67,139
12/26	W, 20-14	at Houston Oilers	36,559
1/2	L, 21-37	at Pittsburgh Steelers	52,312
PLAYOFF			
1/8	L, 10-27	at Los Angeles Raiders	56,555

TEAM STATISTICS	BROWNS	OPPONENT
Total First Downs	176	189
Rushing	64	82
Passing	96	94
Penalty	16	13
3rd Down: Made/Att	43/127	52/106
3rd Down Pct.	33.9%	49.1%
4th Down: Made/Att	5/6	3/8
4th Down Pct.	83.3%	37.5%
Total Net Yards	2,708	3,141
Avg. Per Game	300.9	349.0
Total Plays	616	594
Avg. Per Play	4.4	5.3
Net Yards Rushing	873	1,292
Avg. Per Game	97.0	143.6
Total Rushes	256	306
Net Yards Passing	1,845	1,822
Avg. Per Game	205.0	202.4
Sacked/Yards Lost	26/212	22/145
Gross Yards	2,057	1,967
Attempts/Completions	334/174	266/144
Completion Pct.	52.1%	54.1%
Had Intercepted	16	17
Punts/Avg.	48/39.3	40/38.8
Net Punting Avg.	48/34.8	40/35.5
Penalties/Yards Lost	59/461	57/436
Fumbles/Ball Lost	15/8	20/11
Touchdowns	17	23
Rushing	7	13
Passing	9	9
Returns	1	1
Avg. Time Of Possession	30:00	30:00

SCORE BY PERIODS	1ST	2ND	3RD	4TH	OT	TOT
Browns	20	34	24	62	0	140
Opponents	28	60	38	56	0	182

SCORING	RU	PA	ST	DF	PAT	2RU	2PA	FG	SAF	TP
Bahr, Matt	0	0	0	0	17/17	0	0	7/15	0	38
Feacher, Ricky	0	3	0	0	0/0	0	0	0/0	0	18

Newsome, Ozzie	0	3	0	0	0/0	0	0	0/0	0	18
Pruitt, Mike	3	0	0	0	0/0	0	0	0/0	0	18
White, Charles	3	0	0	0	0/0	0	0	0/0	0	18
Logan, Dave	0	2	0	0	0/0	0	0	0/0	0	12
Burrell, Clinton	0	0	0	1	0/0	0	0	0/0	0	6
Davis, Johnny	1	0	0	0	0/0	0	0	0/0	0	6
Hall, Dino	0	1	0	0	0/0	0	0	0/0	0	6
Cox, Steve	0	0	0	0	0/0	0	0	0/1	0	0
Browns	7	9	0	1	17/17	0	0	7/16	0	140
Opponents	13	9	1	0	21/23	0	0	7/11	1	182
SACKS: C. Banks 5.5, B. Golic 4, M. Robinson 3, C. Burrell 2, E. Franks 2, M. Harris 1.5, K. Baldwin 1, T. Cousineau 1, H. Dixon 1, C. Weathers 1 Browns: 22.0, Opponents: 26.0										

RUSHING	NO	YDS	AVG	LG	TD
Pruitt, Mike	143	516	3.6	17	3
White, Charles	69	259	3.8	18t	3
Miller, Cleo	16	61	3.8	17	0
Sipe, Brian	13	44	3.4	12	0
McDonald, Paul	7	-3	-0.4	10	0
Davis, Johnny	4	3	0.8	2	1
Hall, Dino	2	14	7.0	13	0
Cox, Steve	2	-11	-5.5	0	0
Browns	256	883	3.4	18t	7
Opponents	306	1,292	4.2	34	13

RECEIVING	NO	YDS	AVG	LG	TD
Newsome, Ozzie	49	633	12.9	54	3
White, Charles	34	283	8.3	36	0
Feacher, Ricky	28	408	14.6	46	3
Logan, Dave	23	346	15.0	56t	2
Pruitt, Mike	22	140	6.4	13	0
Walker, Dwight	8	136	17.0	46	0
Hall, Dino	5	78	15.6	31	1
Miller, Cleo	3	20	6.7	11	0
Fulton, Dan	1	9	9.0	9	0
Oden, McDonald	1	4	4.0	4	0
Browns	174	2,057	11.8	56t	9
Opponents	144	1,967	13.7	60	9

INTERCEPTIONS	NO	YDS	AVG	LG	TD
Dixon, Hanford	4	22	5.5	22	0
Johnson, Lawrence	4	17	4.3	17	0
Scott, Clarence	3	29	9.7	24	0
Banks, Chip	1	14	14.0	14	0
Burrell, Clinton	1	14	14.0	14t	1
Cousineau, Tom	1	6	6.0	6	0
Ambrose, Dick	1	0	0.0	0	0
Bolton, Ron	1	0	0.0	0	0
Flint, Judson	1	0	0.0	0	0
Browns	17	102	6.0	24	1
Opponents	16	164	10.3	37	0

PUNTING	NO	YDS	AVG	IN20	TB	LG	BLK
Cox, Steve	48	1,887	39.3	11	6	52	1
Browns	48	1,887	39.3	11	6	52	1
Opponents	40	1,552	38.8	9	2	54	0

PUNT RETURNS	NO	FC	YDS	AVG	LG	TD
Walker, Dwight	19	6	101	5.3	14	0
Hall, Dino	4	0	33	8.3	10	0
Browns	23	6	134	5.8	14	0
Opponents	30	2	216	7.2	24	0

KICKOFF RETURNS	NO	YDS	AVG	LG	TD
Hall, Dino	22	430	19.5	32	0
Walker, Dwight	13	295	22.7	36	0
Nicolas, Scott	2	16	8.0	10	0
Green, David	1	13	13.0	13	0
Browns	38	754	19.8	36	0
Opponents	23	424	18.4	30	0

FIELD GOALS	1-19	20-29	30-39	40-49	50+	TOT
Bahr, Matt	1/1	3/4	1/3	2/7	0/0	7/15
Cox, Steve	0/0	0/0	0/0	0/0	0/1	0/1
Browns	1/1	3/4	1/3	2/7	0/1	7/16
Opponents	0/0	2/2	2/4	3/4	0/1	7/11

PASSING	ATT	CMP	YDS	PCT	AV/AT	TD	TD%	INT	INT%	LG	TKLD	RATNG
Sipe, Brian	185	101	1,064	54.6	5.75	4	2.2	8	4.3	40t	13/117	60.7
McDonald, Paul	149	73	993	49.0	6.66	5	3.4	8	5.4	56t	13/95	59.5
Browns	334	174	2,057	52.1	6.16	9	2.7	16	4.8	56t	26/212	60.2
Opponents	266	144	1,967	54.1	7.39	9	3.4	17	6.4	60	22/145	62.7

1983 (9-7)

COACH: Sam Rutigliano	
DIVISION FINISH: 2nd AFC Central	
1983 USUAL STARTING LINEUPS	
OFFENSE	DEFENSE
WR 89 Bobby Jones	LDE 96 Reggie Camp
83 Ricky Feacher	NT 79 Bob Golic
LT 73 Doug Dieken	RDE 99 Keith Baldwin
LG 68 Robert E. Jackson	94 Elvis Franks
C 61 Mike Baab	LOLB 56 Chip Banks
RG 64 Joe DeLamielleure	LILB 52 Dick Ambrose
RT 63 Cody Risien	58 Scott Nicolas
TE 82 Ozzie Newsome	RILB 50 Tom Cousineau
WR 85 Dave Logan	ROLB 57 Clay Matthews
80 Willis Adams	LCB 48 Lawrence Johnson
QB 17 Brian Sipe	RCB 29 Hanford Dixon
FB 43 M. Pruitt, 38 J. Davis	SS 49 C. Burrell, 22 C. Scott
RB 30 Boyce Green	FS 21 Mike Whitwell
RADIO ANNOUNCERS:	
Gib Shanley, Jim Mueller (WHK 1420 AM)	

DATE	RESULT	OPPONENT	ATT
9/4	L, 21-27	Minnesota Vikings	70,087
9/11	W, 31-26	at Detroit Lions	60,095
9/15	W, 17-7	Cincinnati Bengals	79,700
9/25	W, 30-24 (OT)	at San Diego Chargers	49,482
10/2	L, 9-24	Seattle Seahawks	75,446
10/9	W, 10-7	New York Jets	78,235
10/16	L, 17-44	at Pittsburgh Steelers	59,263
10/23	L, 21-28	at Cincinnati Bengals	50,047
10/30	W, 25-19 (OT)	Houston Oilers	66,955
11/6	L, 21-35	at Green Bay Packers	54,089
11/13	W, 20-0	Tampa Bay Buccaneers	56,091
11/20	W, 30-0	at New England Patriots	40,967
11/27	W, 41-23	Baltimore Colts	65,812
12/4	L, 6-27	at Denver Broncos	70,912
12/11	L, 27-34	at Houston Oilers	29,746
12/18	W, 30-17	Pittsburgh Steelers	72,313

TEAM STATISTICS	BROWNS	OPPONENT
Total First Downs	327	309
Rushing	113	138
Passing	186	155
Penalty	28	16
3rd Down: Made/Att	99/222	82/204
3rd Down Pct.	44.6%	40.2%
4th Down: Made/Att	8/16	4/14
4th Down Pct.	50.0%	28.6%
Total Net Yards	5,583	5,139
Avg. Per Game	348.9	321.2
Total Plays	1,065	1,030
Avg. Per Play	5.2	5.0
Net Yards Rushing	1,922	2,065
Avg. Per Game	120.1	129.1
Total Rushes	465	528
Net Yards Passing	3,661	3,074
Avg. Per Game	228.8	192.1
Sacked/Yards Lost	33/271	33/239
Gross Yards	3,932	3,313
Attempts/Completions	567/324	469/280
Completion Pct.	57.1%	59.7%
Had Intercepted	28	22
Punts/Avg.	70/40.8	73/40.5
Net Punting Avg.	70/36.4	73/36.2
Penalties/Yards Lost	115/988	105/940
Fumbles/Ball Lost	21/10	30/10
Touchdowns	42	42
Rushing	13	15
Passing	27	22
Returns	2	5
Avg. Time Of Possession	30:50	29:10

SCORE BY PERIODS	1ST	2ND	3RD	4TH	OT	TOT
Browns	76	120	82	66	12	356
Opponents	70	125	63	84	0	342

SCORING	RU	PA	ST	DF	PAT	2RU	2PA	FG	SAF	TP
Bahr, Matt	0	0	0	0	38/40	0	0	21/24	0	101
Pruitt, Mike	10	2	0	0	0/0	0	0	0/0	0	72
Newsome, O.	0	6	0	0	0/0	0	0	0/0	0	36
Jones, Bobby	0	4	0	0	0/0	0	0	0/0	0	24
Green, Boyce	3	1	0	0	0/0	0	0	0/0	0	24
Feacher, Ricky	0	3	0	0	0/0	0	0	0/0	0	18
Holt, Harry	0	3	0	0	0/0	0	0	0/0	0	18

PASSING	ATT	CMP	YDS	PCT	AV/AT
Sipe, Brian	496	291	3,566	58.7	7.19
McDonald, Paul	68	32	351	47.1	5.16
Walker, Dwight	3	1	25	33.3	8.33
Browns	567	324	3,942	57.1	6.95
Opponents	469	280	3,313	59.7	7.06

Adams, Willis	0	2	0	0	0/0	0	0	0/0	0	12
Belk, Rocky	0	2	0	0	0/0	0	0	0/0	0	12
Logan, Dave	0	2	0	0	0/0	0	0	0/0	0	12
Walker, Dwight	0	1	0	0	0/0	0	0	0/0	0	6
Banks, Chip	0	0	0	1	0/0	0	0	0/0	0	6
Golic, Bob	0	0	0	1	0/0	0	0	0/0	0	6
Dieken, Doug	0	1	0	0	0/0	0	0	0/0	0	6
Cox, Steve	0	0	0	0	0/0	0	0	1/1	0	3
Browns	13	27	0	2	38/40	0	0	22/25	0	356
Opponents	15	22	5	0	40/42	0	0	16/22	1	342

SACKS: C. Matthews 6.0, E. Franks 5.0, R. Camp 4.5, T. Cousineau 4.0, C. Banks 4.0, B. Golic 3.5, D. Puzuioli 2.0, M. Whitwell 1.0, K. Baldwin 1.0, H. Dixon 1.0  
Browns: 32.0, Opponents 33.0

RUSHING	NO	YDS	AVG	LG	TD
Pruitt, Mike	293	1,184	4.0	27	10
Green, Boyce	104	497	4.8	29	3
Sipe, Brian	26	56	2.2	9	0
Walker, Dwight	19	100	5.3	15	0
Davis, Johnny	13	42	3.2	16	0
McDonald, Paul	3	17	5.7	10	0
Holt, Harry	1	8	2.7	4	0
Jones, Bobby	1	19	19.0	19	0
Adams, Willis	1	2	2.0	2	0
Hall, Dino	1	2	2.0	2	0
Belk, Rocky	1	-5	-5.0	-5	0
Browns	465	1,922	4.1	29	13
Opponents	528	2,065	3.9	40	15

RECEIVING	NO	YDS	AVG	LG	TD
Newsome, Ozzie	89	970	10.9	66t	6
Logan, Dave	37	627	16.9	34	2
Jones, Bobby	36	507	14.1	32t	4
Pruitt, Mike	30	157	5.2	21	2
Holt, Harry	29	420	14.5	48t	3
Walker, Dwight	29	273	9.4	35	1
Green, Boyce	25	167	6.7	33	1
Adams, Willis	20	374	18.7	59	2
Feacher, Ricky	13	217	16.7	42t	3
Belk, Rocky	5	141	28.2	64t	2
Davis, Johnny	5	20	4.0	10	0
Hall, Dino	4	33	8.3	18	0
Dieken, Doug	1	14	14.0	14t	1
Stracka, Tim	1	12	12.0	12	0
Browns	324	3,332	12.1	66t	27
Opponents	280	3,312	11.8	80t	22

INTERCEPTIONS	NO	YDS	AVG	LG	TD
Cousineau, Tom	4	47	11.8	15	0
Banks, Chip	3	95	31.7	65t	1
Whitwell, Mike	3	67	22.3	28	0
Dixon, Hanford	3	41	13.7	35	0
Burrell, Clinton	2	0	0.0	0	1/1
Johnson, Lawrence	2	0	0.0	0	1/1
Scott, Clarence	2	0	0.0	0	0
Perry, Rod	1	21	21.0	21	0
Gross, Al	1	18	18.0	18	0
Golic, Bob	1	7	7.0	7t	1
Browns	22	296	13.5	65t	2
Opponents	28	508	18.1	73t	0

PUNTING	NO	YDS	AVG	IN20	TB	LG	BLK
Gossett, Jeff	70	2,854	40.8	17	8	60	0
Browns	70	2,854	40.8	17	8	60	0
Opponents	73	2,954	40.5	18	5	61	0

PUNT RETURNS	NO	FC	YDS	AVG	LG	TD
Hall, Dino	39	12	284	7.3	19	0
Walker, Dwight	3	0	26	8.7	13	0
Browns	42	12	310	7.4	19	0
Opponents	30	10	309	10.3	66	0

KICKOFF RETURNS	NO	YDS	AVG	LG	TD
Walker, Dwight	29	627	21.6	38	0
Green, Boyce	17	350	20.6	30	0
Hall, Dino	11	237	21.5	28	0
Ferguson, Vagas	2	36	18.0	27	0
Nicolas, Scott	2	29	14.5	15	0
Davis, Johnny	1	8	8.0	8	0
Contz, Bill	1	3	3.0	3	0
Browns	63	1,290	20.5	38	0
Opponents	61	1,155	18.9	93t	0

FIELD GOALS	1-19	20-29	30-39	40-49	50+	TOT
Bahr, Matt	1/1	9/9	5/6	6/7	0/1	21/24
Cox, Steve	0/0	0/0	0/0	0/0	1/1	1/1
Browns	1/1	9/9	5/6	6/7	1/2	22/25
Opponents	2/2	5/6	4/6	2/5	1/1	14/20

PASSING	TD	TD%	INT	INT%	LG	TKLD	RATING
Sipe, Brian	26	5.2	23	4.6	66t	27/233	79.1
McDonald, Paul	1	1.5	4	5.9	27	6/38	43.2
Walker, Dwight	0	0.0	1	33.3	25	0/0	25.0
Browns	27	4.8	28	4.9	66t	33/271	74.0
Opponents	21	4.5	22	4.7	80t	32/239	76.6

1984 (5-11)

<b>COACH:</b> Sam Rutigliano (first 8 games)/Marty Schottenheimer (last 8 games)	
<b>DIVISION FINISH:</b> 3rd AFC Central	
<b>1984 USUAL STARTING LINEUPS</b>	
<b>OFFENSE</b>	<b>DEFENSE</b>
WR 83 Ricky Feacher	LDE 96 Reggie Camp
86 Brian Brennan	NT 79 Bob Golic
LT 73 Doug Dieken	RDE 99 Keith Baldwin
LG 68 Robert E. Jackson	LOLB 56 Chip Banks
C 61 Mike Baab	LILB 51 Eddie Johnson
RG 64 Joe DeLamielleure	RILB 50 Tom Cousineau
RT 75 Bill Contz	ROLB 57 Clay Matthews
TE 82 Ozzie Newsome	LCB 48 Lawrence Johnson
WR 84 Duriel Harris	31 Frank Minnifield
86 Brian Brennan	RCB 29 Hanford Dixon
QB 16 Paul McDonald	SS 27 Al Gross
FB 38 Johnny Davis	FS 20 Don Rogers
RB 43 M. Pruitt, 30 B. Green	
<b>RADIO ANNOUNCERS:</b>	
Gib Shanley, Jim Mueller (WHK 1420 AM)	

DATE	RESULT	OPPONENT	ATT
9/3	L, 0-33	at Seattle Seahawks	59,540
9/9	L, 17-20	at Los Angeles Rams	43,043
9/16	L, 14-24	Denver Broncos	61,980
9/23	W, 20-10	Pittsburgh Steelers	77,312
9/30	L, 6-10	at Kansas City Chiefs	40,785
10/7	L, 16-17	New England Patriots	53,036
10/14	L, 20-24	New York Jets	55,673
10/21	L, 9-12	at Cincinnati Bengals	50,667
10/28	L, 14-16	New Orleans Saints	52,489
11/4	W, 13-10	at Buffalo Bills	33,343
11/11	L, 7-41	San Francisco 49ers	60,092
11/18	W, 23-7	at Atlanta Falcons	28,280
11/25	W, 27-10	Houston Oilers	46,077
12/2	L, 17-20 (OT)	Cincinnati Bengals	51,774
12/9	L, 20-23	at Pittsburgh Steelers	55,825
12/16	W, 27-20	at Houston Oilers	33,676

TEAM STATISTICS	BROWNS	OPPONENT
Total First Downs	295	270
Rushing	89	103
Passing	180	145
Penalty	26	22
3rd Down: Made/Att	89/228	86/217
3rd Down Pct.	39.0%	39.6%
4th Down: Made/Att	6/13	4/13
4th Down Pct.	46.2%	30.8%
Total Net Yards	4,828	4,641
Avg. Per Game	301.8	290.1
Total Plays	1,039	995
Avg. Per Play	4.6	4.7
Net Yards Rushing	1,696	1,945
Avg. Per Game	106.0	121.6
Total Rushes	489	494
Net Yards Passing	3,132	2,696
Avg. Per Game	195.8	168.5
Sacked/Yards Lost	55/358	43/353
Gross Yards	3,490	3,049
Attempts/Completions	495/273	458/261
Completion Pct.	55.2%	57.0%
Had Intercepted	23	20
Punts/Avg.	76/42.3	77/40.6
Net Punting Avg.	76/35.8	77/36.4
Penalties/Yards Lost	111/928	108/765
Fumbles/Ball Lost	31/16	34/15
Touchdowns	25	30
Rushing	10	10
Passing	14	15
Returns	5	5
Avg. Time Of Possession	30:52	29:08

SCORE BY PERIODS		1ST	2ND	3RD	4TH	OT	TOT				
Browns		54	81	44	71	0	250				
Opponents		61	97	53	83	3	297				
SCORING		RU	PA	OFF	DF	PAT	2RU	2PA	FG	SAF	TP
Bahr, Matt		0	0	0	0	25/25	0	0	24/32	0	97
Pruitt, Mike		6	0	0	0	0/0	0	0	0/0	0	36
Newsome, O.		0	5	0	0	0/0	0	0	0/0	0	30
Brennan, Brian		0	3	0	0	0/0	0	0	0/0	0	18
Byner, Earnest		2	0	1	0	0/0	0	0	0/0	0	18
Davis, Bruce		0	2	0	0	0/0	0	0	0/0	0	12
Harris, Duriel		0	2	0	0	0/0	0	0	0/0	0	12

PASSING	ATT	CMP	YDS	PCT	AV/AT
McDonald, Paul	493	271	3,472	55.0	7.04
Cox, Steve	1	1	16	100.0	16.00
Flick, Tom	1	1	2	100.0	2.00
Browns	495	273	3,490	55.2	7.05
Opponents	458	261	3,049	57.0	6.66

Feacher, Ricky	0	1	0	0	0/0	0	0	0/0	0	6
Davis, Johnny	1	0	0	0	0/0	0	0	0/0	0	6
Green, Boyce	0	1	0	0	0/0	0	0	0/0	0	6
McDonald, Paul	1	0	0	0	0/0	0	0	0/0	0	6
Cox, Steve	0	0	0	0	0/0	0	0	0/0	0	3
Browns	10	14	1	0	25/25	0	0	25/35	0	250
Opponents	10	15	5	0	30/30	0	0	29/33	0	297

**SACKS:** R. Camp 14.0, C. Matthews 12.0, K. Baldwin 4.5, C. Hairston 4.0, C. Banks 2.5, D. Puzzioli 2.0, B. Golic 2.0, E. Franks 1.5, E. Johnson 0.5 **Browns: 43.0, Opponents: 55.0**

RUSHING	NO	YDS	AVG	LG	TD
Green, Boyce	202	673	3.3	29	0
Pruitt, Mike	163	506	3.1	14	6
Byner, Earnest	72	426	5.9	54	2
White, Charles	24	62	2.6	8	0
McDonald, Paul	22	4	0.2	10	1
Davis, Johnny	3	15	5.0	8	1
Holt, Harry	1	12	12.0	12	0
Davis, Bruce	1	6	6.0	6	0
Walker, Dwight	1	-8	-8.0	-8	0
Browns	489	1,696	3.5	54	10
Opponents	494	1,945	3.9	64	10

RECEIVING	NO	YDS	AVG	LG	TD
Newsome, Ozzie	89	1,001	11.2	52	5
Brennan, Brian	35	455	13.0	52	3
Harris, Duriel	32	512	16.0	43	2
Feacher, Ricky	22	382	17.4	64	1
Adams, Willis	21	261	12.4	24	0
Holt, Harry	20	261	13.1	36	0
Green, Boyce	12	124	10.3	44t	1
Byner, Earnest	11	118	10.7	26	0
Walker, Dwight	10	122	12.2	25	0
Davis, Bruce	7	119	17.0	43	2
Pruitt, Mike	5	29	5.8	9	0
White, Charles	5	29	5.8	17	0
Young, Glen	1	47	47.0	47	0
Bolden, Rickey	1	19	19.0	19	0
Stracka, Tim	1	15	15.0	15	0
McDonald, Paul	1	-4	-4.0	-4	0
Browns	273	3,490	12.8	64	14
Opponents	261	3,049	11.7	61t	15

INTERCEPTIONS	NO	YDS	AVG	LG	TD
Gross, Al	5	103	20.6	47	0
Dixon, Hanford	5	31	6.2	18	0
Cousineau, Tom	2	9	4.5	9	0
Johnson, Eddie	2	3	1.5	3	0
Rogers, Don	1	39	39.0	39	0
Minnifield, Frank	1	26	26.0	26	0
Perry, Rod	1	17	17.0	17	0
Banks, Chip	1	8	8.0	8	0
Johnson, Lawrence	1	0	0.0	0	0
Rockins, Chris	1	0	0.0	0	0
Browns	20	236	11.8	47	0
Opponents	23	518	22.5	85	0

PUNTING	NO	YDS	AVG	IN20	TB	LG	BLK
Cox, Steve	74	3,213	43.4	16	8	69	2
Team, Stat	2	0	0.0	0	0	0	0
Browns	76	3,213	42.3	16	8	69	2
Opponents	77	3,123	40.6	21	7	61	0

PUNT RETURNS	NO	FC	YDS	AVG	LG	TD
Brennan, Brian	25	10	199	8.0	19	0
Harris, Duriel	9	0	73	8.1	13	0
Walker, Dwight	6	3	50	8.3	13	0
Browns	40	13	322	8.1	19	0
Opponents	43	7	489	11.4	42	0

KICKOFF RETURNS	NO	YDS	AVG	LG	TD
Byner, Earnest	22	415	18.9	28	0
Davis, Bruce	18	369	20.5	40	0
Brown, Preston	8	136	17.0	27	0
Young, Glen	5	134	26.8	36	0
White, Charles	5	80	16.0	23	0
Nicolas, Scott	1	12	12.0	12	0
Contz, Bill	1	10	10.0	10	0
Holt, Harry	1	1	1.0	1	0
Browns	61	1,157	19.0	40	0
Opponents	52	1,159	22.3	46	0

FIELD GOALS	1-19	20-29	30-39	40-49	50+	TOT
Bahr, Matt	3/3	12/12	2/7	6/9	1/1	24/32
Cox, Steve	0/0	0/0	0/0	0/0	1/3	1/3
Browns	3/3	12/12	2/7	6/9	2/4	25/35
Opponents	0/0	13/13	7/9	7/9	2/2	29/33

PASSING	TD	TD%	INT	INT%	LG	TKLD	RATING
McDonald, Paul	14	2.8	23	4.7	64	53/345	67.3
Cox, Steve	0	0.0	0	0.0	16	0/0	118.8
Flick, Tom	0	0.0	0	0.0	2	2/13	79.2
Browns	14	2.8	23	4.6	64	55/358	67.5
Opponents	15	3.3	20	4.4	61t	43/353	70.0

1985 (8-8)

COACH: Marty Schottenheimer					
DIVISION FINISH: 1st AFC Central					
1985 USUAL STARTING LINEUPS					
OFFENSE			DEFENSE		
WR 85	Clarence Weathers	LDE 96	Reggie Camp		
LT 74	P. Farren, 77 R. Bolden	NT 79	Bob Golic		
LG 62	George Lilja	RDE 78	Carl Hairston		
C 61	Mike Baab	LOLB 56	Chip Banks		
RG 69	D. Fike, 77 R. Bolden	LILB 51	Eddie Johnson		
RT 63	Cody Risien	RILB 50	Tom Cousineau		
TE 82	Ozzie Newsome	58	Scott Nicolas		
WR 86	Brian Brennan	ROLB 57	Clay Matthews		
83	Fred Banks	LCB 31	Frank Minnifield		
QB 19	Bernie Kosar	RQB 29	Hanford Dixon		
18	Gary Danielson	SS 27	Al Gross		
FB 34	Kevin Mack	FS 20	Don Rogers		
RB 44	Earnest Byner				
RADIO ANNOUNCERS:					
New Chandler, Doug Dieken, Jim Mueller ( WHK 1420 AM)					

DATE	RESULT	OPPONENT	ATT
9/8	L, 24-27 (OT)	St. Louis Cardinals	62,107
9/16	W, 17-7	Pittsburgh Steelers	79,042
9/22	L, 7-20	at Dallas Cowboys	61,456
9/29	W, 21-7	at San Diego Chargers	52,107
10/6	W, 24-20	New England Patriots	62,139
10/13	W, 21-6	at Houston Oilers	38,386
10/20	L, 20-21	Los Angeles Raiders	77,928
10/27	L, 7-14	Washington Redskins	78,540
11/3	L, 9-10	at Pittsburgh Steelers	51,976
11/10	L, 10-27	at Cincinnati Bengals	57,293
11/17	W, 17-7	Buffalo Bills	50,764
11/24	W, 24-6	Cincinnati Bengals	74,439
12/1	W, 35-33	at New York Giants	66,482
12/8	L, 13-31	at Seattle Seahawks	58,477
12/15	W, 28-21	Houston Oilers	50,793
12/22	L, 10-37	at New York Jets	59,073
PLAYOFF			
1/4	L, 21-24	at Miami Dolphins	75,128

TEAM STATISTICS	BROWNS	OPPONENT
Total First Downs	271	297
Rushing	119	106
Passing	128	172
Penalty	24	19
3rd Down: Made/Att	79/216	83/228
3rd Down Pct.	36.6%	36.4%
4th Down: Made/Att	13/21	7/15
4th Down Pct.	61.9%	46.7%
Total Net Yards	4,921	4,958
Avg. Per Game	307.6	309.9
Total Plays	989	1,050
Avg. Per Play	5.0	4.7
Net Yards Rushing	2,285	1,851
Avg. Per Game	142.8	115.7
Total Rushes	539	497
Net Yards Passing	2,636	3,107
Avg. Per Game	164.8	194.2
Sacked/Yards Lost	36/249	44/353
Gross Yards	2,885	3,460
Attempts/Completions	414/222	509/289
Completion Pct.	53.6%	56.8%
Had Intercepted	13	18
Punts/Avg.	81/40.3	91/42.2
Net Punting Avg.	81/36.5	91/38.1
Penalties/Yards Lost	99/751	102/773
Fumbles/Ball Lost	40/23	28/9
Touchdowns	35	34
Rushing	16	14
Passing	17	18
Returns	2	2
Avg. Time Of Possession	28:52	31:08

SCORE BY PERIODS	1ST	2ND	3RD	4TH	OT	TOT
Browns	44	68	78	97	0	287
Opponents	75	81	50	85	3	294

SCORING	RU	PA	ST	DF	PAT	2RU	2PA	FG	SAF	TP
Bahr, Matt	0	0	0	0	35/35	0	0	14/18	0	77
Byner, Earnest	8	2	0	0	0/0	0	0	0/0	0	60
Mack, Kevin	7	3	0	0	0/0	0	0	0/0	0	60

PASSING	ATT	CMP	YDS	PCT	AV/AT	TD	TD%	INT	INT%	LG	TKLD	RATNG
Kosar, Bernie	248	124	1,578	50.0	6.36	8	3.2	7	2.8	68t	19/121	69.3
Danielson, Gary	163	97	1,274	59.5	7.82	8	4.9	6	3.7	72t	17/128	85.3
Brennan, Brian	1	1	33	100.0	33.00	1	100.0	0	0.0	33t	0/0	158.3
Fontenot, Herman	1	0	0	0.0	0.00	0	0.0	0	0.0	0	0/0	39.6
Gossett, Jeff	1	0	0	0.0	0.00	0	0.0	0	0.0	0	0/0	39.6
Browns	414	222	2,885	53.6	6.97	17	4.1	13	3.1	72t	36/249	76.4
Opponents	509	289	3,460	56.8	6.80	18	3.5	18	3.5	54t	44/353	74.8

Newsome, O.	0	5	0	0	0/0	0	0	0/0	0	30
Weathers, C.	0	3	0	0	0/0	0	0	0/0	0	18
Banks, Fred	0	2	0	0	0/0	0	0	0/0	0	12
Brennan, Brian	0	0	1	0	0/0	0	0	0/0	0	6
Young, Glen	0	1	0	0	0/0	0	0	0/0	0	6
Holt, Harry	0	1	0	0	0/0	0	0	0/0	0	6
Gross, Al	0	0	0	1	0/0	0	0	0/0	0	6
Kosar, Bernie	1	0	0	0	0/0	0	0	0/0	0	6
Browns	16	17	1	1	35/35	0	0	14/18	0	287
Opponents	14	18	2	0	33/34	0	0	19/29	0	294

SACKS: C. Banks 11.0, R. Camp 8.5, C. Hairston 7.0, C. Matthews 6.0, B. Golic 3.0, C. Weathers 3.0, T. Cousineau 1.5, K. Baldwin 1.0, S. Clancy 1.0, S. Clancy 1.0, C. Rockins 0.5, E. Johnson 0.5 Browns: 44.0, Opponents: 36.0

RUSHING	NO	YDS	AVG	LG	TD
Mack, Kevin	222	1,104	5.0	61	7
Byner, Earnest	244	1,002	4.1	36	8
Danielson, Gary	27	126	4.7	28	0
Allen, Greg	8	32	4.0	8	0
Weathers, Clarence	1	18	18.0	18	0
Davis, Johnny	4	9	2.3	5	0
Dickey, Curtis	2	6	3.0	5	0
Baab, Mike	1	0	0.0	0	0
Kosar, Bernie	26	-12	-0.5	10	1
Browns	535	2,285	4.3	61	16
Opponents	497	1,851	3.7	58t	14

RECEIVING	NO	YDS	AVG	LG	TD
Newsome, Ozzie	62	711	11.5	38	5
Byner, Earnest	45	460	10.2	31	2
Brennan, Brian	32	487	15.2	57	0
Mack, Kevin	29	297	10.2	43	3
Weathers, Clarence	16	449	28.1	72t	3
Adams, Willis	10	132	13.2	22	0
Holt, Harry	10	95	9.5	23	1
Young, Glen	5	111	22.2	45t	1
Banks, Fred	5	62	12.4	17t	2
Jefferson, John	3	30	10.0	17	0
Tucker, Travis	2	20	10.0	10	0
Fontenot, Herman	2	19	9.5	17	0
Langhorne, Reggie	1	12	12.0	12	0
Browns	222	2,885	13.0	72t	17
Opponents	289	3,460	12.0	54t	17

INTERCEPTIONS	NO	YDS	AVG	LG	TD
Gross, Al	5	109	21.8	37t	1
Dixon, Hanford	3	65	21.7	37	0
Brazier, Larry	2	40	20.0	40	0
Wright, Felix	2	11	5.5	10	0
Weathers, Curtis	1	9	9.0	9	0
Rockins, Chris	1	8	8.0	8	0
Johnson, Eddie	1	6	6.0	6	0
Minnifield, Frank	1	3	3.0	3	0
Rogers, Don	1	3	3.0	3	0
Cousineau, Tom	1	0	0.0	0	0
Browns	18	254	14.1	40	1
Opponents	13	217	16.7	48t	0

PUNTING	NO	YDS	AVG	IN20	TB	LG	BLK
Gossett, Jeff	81	3,261	40.3	18	8	64	0
Browns	81	3,261	40.3	18	8	64	0
Opponents	91	3,842	42.2	22	16	64	0

PUNT RETURNS	NO	FC	YDS	AVG	LG	TD
Weathers, Clarence	28	4	218	7.8	16	0
Brennan, Brian	19	4	153	8.1	37t	1
Browns	47	8	371	7.9	37t	1
Opponents	36	14	304	8.4	38	0

KICKOFF RETURNS	NO	YDS	AVG	LG	TD
Young, Glen	35	898	25.7	63	0
Fontenot, Herman	8	215	26.9	81	0
Langhorne, Reggie	3	46	15.3	19	0
Green, Boyce	2	20	10.0	13	0
Puzzuoli, Dave	2	8	4.0	8	0
Weathers, Clarence	1	17	17.0	17	0
Nicolas, Scott	1	9	9.0	9	0
Allen, Greg	1	4	4.0	4	0
Browns	53	1,217	23.0	81	0
Opponents	51	884	17.3	37	0

FIELD GOALS	1-19	20-29	30-39	40-49	50+	TOT
Bahr, Matt	1/1	2/2	8/9	3/5	0/1	14/18
Browns	1/1	2/2	8/9	3/5	0/1	14/18
Opponents	0/0	5/6	10/14	2/5	2/4	19/29



1986 (12-4)

COACH: Marty Schottenheimer			
DIVISION FINISH: 1st AFC Central			
1986 USUAL STARTING LINEUPS			
OFFENSE		DEFENSE	
WR 84	Webster Slaughter	LDE 96	Reggie Camp
LT 77	R. Bolden, 74 P. Farren	RT 79	Bob Golic
LG 74	P. Farren, 70 L. Williams	RDE 78	Carl Hairston
C 61	Mike Baab	LOLB 56	Chip Banks
RG 69	Dan Fike	LILB 51	Eddie Johnson
RT 63	Cody Risien	RILB 53	Anthony Griggs
TE 82	Ozzie Newsome	ROLB 57	Clay Matthews
WR 88	Reggie Langhorne	LCB 31	Frank Minnifield
QB 19	Bernie Kosar	RCB 29	Hanford Dixon
FB 34	K. Mack, 33 C. Dickey	SS 24	Ray Ellis
RB 44	E. Byner, 33 C. Dickey	FS 37	Chris Rockins
RADIO ANNOUNCERS:			
New Chandler, Doug Dieken, Jim Mueller (WWWE 1100 AM, WDOK 102 FM)			

DATE	RESULT	OPPONENT	ATT
9/7	L, 31-41	at Chicago Bears	66,030
9/14	W, 23-20	at Houston Oilers	46,049
9/18	L, 13-30	Cincinnati Bengals	78,779
9/28	W, 24-21	Detroit Lions	72,029
10/5	W, 27-24	at Pittsburgh Steelers	57,327
10/12	W, 20-7	Kansas City Chiefs	71,278
10/19	L, 14-17	Green Bay Packers	76,438
10/26	W, 23-20	at Minnesota Vikings	59,133
11/2	W, 24-9	at Indianapolis Colts	57,962
11/10	W, 26-16	Miami Dolphins	77,949
11/16	L, 14-27	at Los Angeles Raiders	65,461
11/23	W, 37-31 (OT)	Pittsburgh Steelers	76,452
11/30	W, 13-10 (OT)	Houston Oilers	62,309
12/7	W, 21-17	at Buffalo Bills	42,213
12/14	W, 34-3	at Cincinnati Bengals	58,062
12/21	W, 47-17	San Diego Chargers	68,505

1/3	W, 23-20 (2OT)	New York Jets	78,106
AFC PLAYOFFS			
1/11	L, 20-23 (OT)	Denver Broncos	79,915

TEAM STATISTICS	BROWNS	OPPONENT
Total First Downs	292	312
Rushing	101	114
Passing	165	181
Penalty	26	17
3rd Down: Made/Att	85/222	80/215
3rd Down Pct.	38.3%	37.2%
4th Down: Made/Att	7/14	10/18
4th Down Pct.	50.0%	55.6%
Total Net Yards	5,395	5,269
Avg. Per Game	337.2	329.3
Total Plays	1,049	1,033
Avg. Per Play	5.1	5.1
Net Yards Rushing	1,650	1,982
Avg. Per Game	103.1	123.9
Total Rushes	471	494
Net Yards Passing	3,744	3,287
Avg. Per Game	234.0	205.4
Sacked/Yards Lost	39/274	35/259
Gross Yards	4,018	3,546
Attempts/Completions	538/315	518/291
Completion Pct.	58.6%	56.2%
Had Intercepted	11	18
Punts/Avg.	83/41.2	79/38.4
Net Punting Avg.	83/38.0	79/34.0
Penalties/Yards Lost	99/759	104/807
Fumbles/Ball Lost	33/13	34/18
Touchdowns	45	36
Rushing	20	13
Passing	18	21
Returns	7	2
Avg. Time Of Possession	29:19	30:41

SCORE BY PERIODS	1ST	2ND	3RD	4TH	OT	TOT
Browns	82	102	112	86	9	391
Opponents	54	98	62	96	0	310

SCORING	RU	PA	ST	O/D	PAT	2RU	2PA	FG	SAF	TP
Bahr, Matt	0	0	0	0	30/30	0	0	20/26	0	90
Mack, Kevin	10	0	0	0	0/0	0	0	0/0	0	60
Brennan, Brian	0	6	0	1	0/0	0	0	0/0	0	42

PASSING	ATT	CMP	YDS	PCT	AV/AT	TD	TD%	INT	INT%	LG	TKLD	RATNG
Kosar, Bernie	531	310	3,854	58.4	7.26	17	3.2	10	1.9	72t	39/274	83.8
Page, Mike	3	2	53	66.7	17.67	0	0.0	0	0.0	45	0/0	109.7
Fontenot, Herman	1	1	46	100.0	46.00	1	100.0	0	0.0	46t	0/0	158.3
Brennan, Brian	1	1	35	100.0	35.00	0	0.0	0	0.0	35	0/0	118.8
Gossett, Jeff	2	1	30	50.0	15.00	0	0.0	1	50.0	30	0/0	56.3
Browns	538	315	4,018	58.6	7.47	18	3.3	11	2.0	72t	39/274	84.6
Opponents	518	291	3,546	56.2	6.85	21	4.1	18	3.5	75t	35/259	76.5

Dickey, Curtis	6	0	0	0	0/0	0	0	0/0	0	36
Moseley, Mark	0	0	0	0	13/14	0	0	6/7	0	31
Slaughter, W.	0	4	0	1	0/0	0	0	0/0	0	30
Byner, Earnest	2	2	0	0	0/0	0	0	0/0	0	24
Newsome, Ozzie	0	3	0	0	0/0	0	0	0/0	0	18
Holt, Harry	1	1	0	0	0/0	0	0	0/0	0	12
McNeil, Gerald	0	0	2	0	0/0	0	0	0/0	0	12
Fontenot, H.	1	1	0	0	0/0	0	0	0/0	0	12
Langhorne, R.	0	1	0	0	0/0	0	0	0/0	0	6
Minnifield, F.	0	0	1	0	0/0	0	0	0/0	0	6
Gross, Al	0	0	0	1	0/0	0	0	0/0	0	6
Wright, Felix	0	0	1	0	0/0	0	0	0/0	0	6
Browns	20	18	4	3	43/44	0	0	26/33	0	391
Opponents	13	21	2	0	34/36	0	0	20/29	0	310
SACKS: C. Hairston 9.0, R. Camp 7.0, S. Clancy 6.5, D. Puzzuoli 6.0, C. Banks 4.5, R. Ellis 1.0, C. Matthews 1.0 Browns: 35.0, Opponents: 38.0										

RUSHING	NO	YDS	AVG	LG	TD
Mack, Kevin	174	665	3.8	20	10
Dickey, Curtis	135	523	3.9	47	6
Byner, Earnest	94	277	2.9	37	2
Fontenot, Herman	25	105	4.2	16	1
Kosar, Bernie	24	19	0.8	17	0
Everett, Major	12	43	3.6	8	0
Page, Mike	2	0	0.0	0	0
Holt, Harry	1	16	16.0	16t	1
McNeil, Gerald	1	12	12.0	12	0
Slaughter, Webster	1	1	1.0	1	0
Langhorne, Reggie	1	-11	-11.0	-11	0
Browns	470	1,650	3.5	47	20
Opponents	494	1,982	4.0	53	13

RECEIVING	NO	YDS	AVG	LG	TD
Brennan, Brian	55	838	15.2	57t	6
Fontenot, Herman	47	559	11.9	72t	1
Slaughter, Webster	40	577	14.4	47t	4
Langhorne, Reggie	39	678	17.4	66	1
Newsome, Ozzie	39	417	10.7	31	3
Byner, Earnest	37	328	8.9	40	2
Mack, Kevin	28	292	10.4	44	0
Dickey, Curtis	10	78	7.8	12	0
Weathers, Clarence	9	100	11.1	16	0
Holt, Harry	4	61	15.3	34	1
Greer, Terry	3	51	17.0	22	0
Tucker, Travis	2	29	14.5	16	0
McNeil, Gerald	1	9	9.0	9	0
Kosar, Bernie	1	1	1.0	1	0
Browns	315	4,018	12.8	72t	18
Opponents	291	3,546	12.2	75t	21

INTERCEPTIONS	NO	YDS	AVG	LG	TD
Dixon, Hanford	5	35	7.0	19	0
Wright, Felix	3	33	11.0	33	0
Minnifield, Frank	3	20	6.7	20	0
Rockins, Chris	2	41	20.5	24	0
Ellis, Ray	2	12	6.0	7	0
Matthews, Clay	2	12	6.0	8	0
Harper, Mark	1	31	31.0	31	0
Browns	18	184	10.2	33	0
Opponents	11	135	12.3	58t	1

PUNTING	NO	YDS	AVG	IN20	TB	LG	BLK
Gossett, Jeff	83	3,423	41.2	21	10	61	0
Browns	83	3,423	41.2	21	10	61	0
Opponents	79	3,033	38.4	13	8	57	1

PUNT RETURNS	NO	FC	YDS	AVG	LG	TD
McNeil, Gerald	40	10	348	8.7	84t	1
Slaughter, Webster	1	0	2	2.0	2	0
Browns	41	10	350	8.5	84t	1
Opponents	44	11	268	6.1	20	0

KICKOFF RETURNS	NO	YDS	AVG	LG	TD
McNeil, Gerald	47	997	21.2	100t	1
Fontenot, Herman	7	99	14.1	19	0
Langhorne, Reggie	4	57	14.3	20	0
Nicolas, Scott	3	28	9.3	13	0
Puzzuoli, Dave	1	32	32.0	32	0
Browns	62	1,213	19.6	100t	1
Opponents	78	1,476	18.9	91t	1

FIELD GOALS	1-19	20-29	30-39	40-49	50+	TOT
Bahr, Matt	4/4	7/9	7/8	1/2	1/3	20/26
Moseley, M.	1/1	2/2	3/3	0/1	0/0	6/7
Browns	5/5	9/11	10/11	1/3	1/3	26/33
Opponents	1/1	6/7	5/5	8/12	0/4	20/29

1987 (10-5)

COACH: Marty Schottenheimer	
DIVISION FINISH: 1st AFC Central	
1987 USUAL STARTING LINEUPS	
OFFENSE	DEFENSE
WR 88 Reggie Langhorne	LDE 91 S. Clancy, 96 R. Camp
LT 74 Paul Farren	NT 79 Bob Golic
LG 70 Larry Williams	RDE 78 Carl Hairston
C 61 Mike Baab	LLOLB 50 Lucius Sanford
RG 69 Dan Fike	LILB 51 Eddie Johnson
RT 63 Cody Risien	RILB 59 Mike Johnson
TE 82 Ozzie Newsome	ROLB 57 Clay Matthews
QB 19 Bernie Kosar	LGB 31 Frank Minnifield
WR 84 Webster Slaughter	RCB 29 Hanford Dixon
RB 44 Earnest Byner	SS 24 Ray Ellis
FB 34 Kevin Mack	FS 22 F. Wright, 27 A. Gross
RADIO ANNOUNCERS:	
Nev Chandler, Doug Dieken, Jim Mueller (WWWE 1100 AM, WDOK 102 FM)	

DATE	RESULT	OPPONENT	ATT
9/13	L, 21-28	at New Orleans Saints	59,900
9/20	W, 34-10	Pittsburgh Steelers	79,543
10/4	W, 20-10	at New England Patriots	14,830
10/11	L, 10-15	Houston Oilers	38,927
10/18	W, 34-0	at Cincinnati Bengals	40,179
10/26	W, 30-17	Los Angeles Rams	76,933
11/1	L, 24-27 (OT)	at San Diego Chargers	55,381
11/8	W, 38-3	Atlanta Falcons	71,135
11/15	W, 27-21	Buffalo Bills	78,409
11/22	W, 40-7	at Houston Oilers	51,161
11/29	L, 24-38	at San Francisco 49ers	60,248
12/6	L, 7-9	Indianapolis Colts	70,661
12/13	W, 38-24	Cincinnati Bengals	77,331
12/20	W, 24-17	at Los Angeles Raiders	40,275
12/26	W, 19-13	at Pittsburgh Steelers	56,394
AFC PLAYOFFS			
1/9	W, 38-21	Indianapolis Colts	78,586
AFC CHAMPIONSHIP			
1/17	L, 33-38	at Denver Broncos	75,993

TEAM STATISTICS	BROWNS	OPPONENT
Total First Downs	310	251
Rushing	110	86
Passing	171	134
Penalty	29	31
3rd Down: Made/Att	86/204	72/204
3rd Down Pct.	42.2%	35.3%
4th Down: Made/Att	5/11	6/14
4th Down Pct.	45.5%	42.9%
Total Net Yards	5,200	4,269
Avg. Per Game	346.7	284.6
Total Plays	985	902
Avg. Per Play	5.3	4.7
Net Yards Rushing	1,745	1,433
Avg. Per Game	116.3	95.5
Total Rushes	474	401
Net Yards Passing	3,455	2,836
Avg. Per Game	230.3	189.1
Sacked/Yards Lost	29/170	34/257
Gross Yards	3,625	3,093
Attempts/Completions	482/291	467/246
Completion Pct.	60.4%	52.7%
Had Intercepted	12	23
Punts/Avg.	57/37.1	79/38.4
Net Punting Avg.	57/35.4	79/32.3
Penalties/Yards Lost	100/856	120/1,013
Fumbles/Ball Lost	33/17	25/13
Touchdowns	47	26
Rushing	16	7
Passing	27	15
Returns	4	4
Avg. Time Of Possession	31:43	28:17

SCORE BY PERIODS	1ST	2ND	3RD	4TH	OT	TOT
Browns	49	160	106	75	0	390
Opponents	41	56	54	85	3	239

SCORING	RU	PA	ST	DF	PAT	2RU	2PA	FG	SAF	PT
Jaeger, Jeff	0	0	0	0	33/34	0	0	14/22	0	75
Byner, Earnest	8	2	0	0	0/0	0	0	0/0	0	60
Slaughter, W.	0	7	0	0	0/0	0	0	0/0	0	42
Brennan, Brian	0	6	0	0	0/0	0	0	0/0	0	36
Mack, Kevin	5	1	0	0	0/0	0	0	0/0	0	36
Bahr, Matt	0	0	0	0	9/10	0	0	4/5	0	21
Tennell, Derek	0	3	0	0	0/0	0	0	0/0	0	18
Mason, Larry	2	1	0	0	0/0	0	0	0/0	0	18
Kemp, Perry	0	2	0	0	0/0	0	0	0/0	0	12
McNeil, Gerald	0	2	0	0	0/0	0	0	0/0	0	12
Weathers, Cl.	0	2	0	0	0/0	0	0	0/0	0	12
Franco, Brian	0	0	0	0	2/2	0	0	3/4	0	11
Kosar, Bernie	1	0	0	0	0/0	0	0	0/0	0	6
Wright, Felix	0	0	0	1	0/0	0	0	0/0	0	6
Ellis, Ray	0	0	0	1	0/0	0	0	0/0	0	6

PASSING	ATT	CMP	YDS	PCT	AVG/AT
Kosar, Bernie	389	241	3,033	62.0	7.80
Christensen, Jeff	58	24	297	41.4	5.12
Danielson, Gary	33	25	281	75.8	8.52
Fontenot, Herman	1	1	14	100.0	14.00
Jaeger, Jeff	1	0	0	0.0	0.00
Browns	482	291	3,625	60.4	7.52
Opponents	467	246	3,093	52.7	6.62

Matthews, C.	0	0	0	1	0/0	0	0	0/0	0	6
Langhorne, R.	0	1	0	0	0/0	0	0	0/0	0	6
Grayson, David	0	0	0	1	0/0	0	0	0/0	0	6
Kelley, Chris	0	0	0	0	1/1	0	0	0/0	0	1
Browns	16	27	0	4	45/47	0	0	21/31	0	390
Opponents	7	15	4	0	26/26	0	0	17/25	3	239
SACKS: C. Hairston 8.0, D. Puzzuoli 5.5, A. Baker 3.5, T. Crawford 3.0, C. Matthews 2.5, S. Clancy 2.0, M. Johnson 2.0, M. Harper 1.0, E. Johnson 1.0, M. Rusinek 1.0										
Browns: 34.0, Opponents 28.0										

RUSHING	NO	YDS	AVG	LG	TD
Mack, Kevin	201	735	3.7	22t	5
Byner, Earnest	105	432	4.1	21	8
Mason, Larry	56	207	3.7	22	2
Everett, Major	34	95	2.8	16	0
Manuel, Tim	23	116	5.0	36	0
Fontenot, Herman	15	33	2.2	14	0
Kosar, Bernie	15	22	1.5	7	1
Christensen, Jeff	11	41	3.7	15	0
Driver, Stacey	9	31	3.4	16	0
McNeil, Gerald	1	17	17.0	17	0
Verser, David	1	9	9.0	9	0
Davis, Johnny	1	7	7.0	7	0
Katlin, Mike	1	0	0.0	0	0
Danielson, Gary	1	0	0.0	0	0
Browns	474	1,745	3.7	35	16
Opponents	401	1,433	3.6	27t	7

RECEIVING	NO	YDS	AVG	LG	TD
Byner, Earnest	52	552	10.6	37	2
Slaughter, Webster	47	806	17.1	54t	7
Brennan, Brian	43	607	14.1	53t	6
Newsome, Ozzie	34	375	11.0	25	0
Mack, Kevin	32	223	7.0	17	1
Langhorne, Reggie	20	288	14.4	25	1
Kemp, Perry	12	224	18.7	34	2
Weathers, Clarence	11	153	13.9	37t	2
Tennell, Derek	9	102	11.3	24	3
McNeil, Gerald	8	120	15.0	39t	2
Everett, Major	8	41	5.1	10	0
Mason, Larry	5	26	5.2	15	1
Fontenot, Herman	4	40	10.0	25	0
Watson, Remi	2	22	11.0	13	0
Pierce, Steve	2	21	10.5	13	0
Tinsley, Keith	1	17	17.0	17	0
Manoa, Tim	1	8	8.0	8	0
Browns	291	3,625	12.5	54t	27
Opponents	246	3,093	12.6	83t	15

INTERCEPTIONS	NO	YDS	AVG	LG	TD
Wright, Felix	4	152	38.0	68	1
Minnifield, Frank	4	24	6.0	27	0
Matthews, Clay	3	62	20.7	36	1
Dixon, Hanford	3	5	1.7	6	0
Rockins, Chris	2	25	12.5	15	0
Harper, Mark	2	16	8.0	16	0
Horn, Alvin	1	28	28.0	28	0
Johnson, Eddie	1	11	11.0	11	0
Johnson, Mike	1	3	3.0	3	0
Wilson, Troy	1	0	0.0	0	0
Robinson, DeJuan	1	0	0.0	0	0
Hairston, Carl	0	40	0.0	40	0
Browns	23	366	15.9	68	2
Opponents	12	173	14.4	48t	2

PUNTING	NO	YDS	AVG	IN20	TB	LG	BLK
Gossett, Jeff	19	779	41.0	3	4	55	0
Winslow, George	18	616	34.2	5	2	45	0
Walters, Dale	11	400	36.4	2	1	56	0
Johnson, Lee	9	317	35.2	3	1	66	0
Browns	57	2,112	37.1	13	8	66	0
Opponents	79	3,035	38.4	13	8	57	0

PUNT RETURNS	NO	FC	YDS	AVG	LG	TD
McNeil, Gerald	34	9	386	11.4	40	0
Wilson, Troy	10	3	101	10.1	17	0
Browns	44	12	487	11.1	40	0
Opponents	16	10	93	5.8	21	0

KICKOFF RETURNS	NO	YDS	AVG	LG	TD
Young, Glen	18	412	22.9	44	0
McNeil, Gerald	11	205	18.6	33	0
Fontenot, Herman	9	130	14.4	24	0
Tinsley, Keith	2	26	13.0	13	0
Manoa, Tim	2	7.0	14	7	0
Beauford, Clayton	1	22	22.0	12	0
Driver, Stacey	1	16	16.0	16	0
Langhorne, Reggie	1	8	8.0	8	0
Grayson, David	1	6	6.0	6	0
Byner, Earnest	1	2	2.0	2	0
Mason, Larry	1	0	0.0	0	0
Browns	48	841	17.5	44	0
Opponents	72	1,343	18.7	39	0

FIELD GOALS	1-19	20-29	30-39	40-49	50+	TOT.
Jaeger, Jeff	0/0	6/6	3/6	5/9	0/1	14/22
Bahr, Matt	0/0	2/2	2/3	0/0	0/0	4/5
Franco, Brian	0/0	3/3	0/1	0/0	0/0	3/4
Browns	0/0	11/11	5/10	5/9	0/1	21/31
Opponents	0/0	7/8	7/10	3/6	0/1	17/25

PASSING	ATT	CMP	YDS	PCT	AVG/AT	TD	TD%	INT	INT%	LG	TKLD	RATING
Kosar, Bernie	389	241	3,033	62.0	7.80	22	5.7	9	2.3	54t	22/129	95.4
Christensen, Jeff	58	24	297	41.4	5.12	1	1.7	3	5.2	34	5/37	42.1
Danielson, Gary	33	25	281	75.8	8.52	4	12.1	0	0.0	23	2/4	140.3
Fontenot, Herman	1	1	14	100.0	14.00	0	0.0	0	0.0	14	0/0	118.8
Jaeger, Jeff	1	0	0	0.0	0.00	0	0.0	0	0.0	0	0/0	39.6
Browns	482	291	3,625	60.4	7.52	27	5.6	12	2.5	54t	29/170	92.0
Opponents	467	246	3,093	52.7	6.62	15	3.2	23	4.9	83t	34/257	63.8

1988 (10-6)

COACH: Marty Schottenheimer			
DIVISION FINISH: 2nd AFC Central			
1988 USUAL STARTING LINEUPS			
OFFENSE		DEFENSE	
WR 84	Webster Slaughter	LDE 91	Sam Clancy
85	Clarence Weathers	NT 79	Bob Golic
LT 74	Paul Farren	RDE 78	Carl Hairston
LG 70	Larry Williams	LOLB 56	David Grayson
C 73	Gregg Rakoczy	LILB 59	Mike Johnson
RG 69	Dan Fike	RILB 54	Mike Junkin
RT 83	Cody Risien	51	Eddie Johnson
TE 82	Ozzie Newsome	ROLB 57	Clay Matthews
WR 88	Reggie Langhorne	LCB 31	Frank Minnifield
QB 19	B. Kosar, 10 M. Pagel	RCB 29	Hanford Dixon
12	Don Strock	SS 48	Brian Washington
FB 34	K. Mack, 42 T. Manoa	FS 22	Felix Wright
RB 44	Earnest Byner		
RADIO ANNOUNCERS:			
Nev Chandler, Doug Dieken, Jim Mueller (WWWEE 1100 AM, WDOK 102 FM)			

DATE	RESULT	OPPONENT	ATT
9/4	W, 6-3	at Kansas City Chiefs	55,654
9/11	L, 3-23	New York Jets	74,434
9/19	W, 23-17	Indianapolis Colts	75,748
9/25	L, 17-24	at Cincinnati Bengals	54,943
10/2	W, 23-9	at Pittsburgh Steelers	56,410
10/9	L, 10-16	Seattle Seahawks	78,605
10/16	W, 19-3	Philadelphia Eagles	78,787
10/23	W, 29-21	at Phoenix Cardinals	61,261
10/30	W, 23-16	Cincinnati Bengals	79,147
11/7	L, 17-24	at Houston Oilers	51,467
11/13	L, 7-30	at Denver Broncos	75,806
11/20	W, 27-7	Pittsburgh Steelers	77,131
11/27	W, 17-13	at Washington Redskins	51,604
12/4	W, 24-21	Dallas Cowboys	77,683
12/12	L, 31-38	at Miami Dolphins	61,884
12/18	W, 28-23	Houston Oilers	74,610

12/24	L, 23-24	AFC WILD CARD	74,977
		Houston Oilers	

TEAM STATISTICS	BROWNS					OPPONENT				
Total First Downs	294					301				
Rushing	93					114				
Passing	177					162				
Penalty	24					25				
3rd Down: Made/Att	32/213					67/197				
3rd Down Pct.	43.2%					34.0%				
4th Down: Made/Att	4/15					8/17				
4th Down Pct.	26.7%					47.1%				
Total Net Yards	5,011					4,767				
Avg. Per Game	313.2					297.9				
Total Plays	1,013					1,009				
Avg. Per Play	4.9					4.7				
Net Yards Rushing	1,575					1,920				
Avg. Per Game	98.4					120.0				
Total Rushes	440					498				
Net Yards Passing	3,436					2,847				
Avg. Per Game	214.8					177.9				
Sacked/Yards Lost	36/250					37/255				
Gross Yards	3,686					3,102				
Attempts/Completions	537/313					474/245				
Completion Pct.	58.3%					51.7%				
Had Intercepted	17					20				
Punts/Avg.	67/38.5					69/39.4				
Net Punting Avg.	67/33.9					69/34.7				
Penalties/Yards Lost	110/875					100/789				
Fumbles/Ball Lost	32/16					23/11				
Touchdowns	33					30				
Rushing	10					13				
Passing	19					13				
Returns	4					4				
Avg. Time Of Possession	30:49					29:11				
SCORE BY PERIODS										
	1ST	2ND	3RD	4TH	OT	TOT				
Browns	46	81	63	114	0	304				
Opponents	46	137	44	61	0	288				
SCORING										
	RU	PA	ST	DF	PAT	2RU	2PA	FG	SAF	TP
Bahr, Matt	0	0	0	0	32/33	0	0	24/29	0	104
Langhorne, R.	1	7	0	0	0/0	0	0	0/0	0	48
Byner, Earnest	3	2	0	0	0/0	0	0	0/0	0	30
Slaughter, W.	0	3	0	0	0/0	0	0	0/0	0	18
Mack, Kevin	3	0	0	0	0/0	0	0	0/0	0	18
Fontenot, H.	0	1	1	0	0/0	0	0	0/0	0	12

PASSING	ATT	CMP	YDS	PCT	AV/AT	TD	TD%	INT	INT%	LG	TKLD	RATING
Kosar, Bernie	259	156	1,890	60.2	7.30	10	3.9	7	2.7	77t	25/172	84.3
Pagel, Mike	134	71	736	53.0	5.49	3	2.2	4	3.0	28	1/9	64.1
Strock, Don	91	55	736	60.4	8.09	6	6.6	5	5.5	41	4/26	85.2
Danielson, Gary	52	31	324	59.6	6.23	0	0.0	1	1.9	26	6/43	69.7
Fontenot, Herman	1	0	0	0.0	0.00	0	0.0	0	0.0	0	0/0	39.6
Browns	537	313	3,686	58.3	6.86	19	3.5	17	3.2	77t	36/250	77.9
Opponents	474	245	3,102	51.7	6.54	13	2.7	20	4.2	54	37/255	64.0

Newsome, O.	0	2	0	0	0/0	0	0	0/0	0	12
Manoa, Tim	2	0	0	0	0/0	0	0	0/0	0	12
Bolden, Rickey	0	1	0	0	0/0	0	0	0/0	0	6
Kosar, Bernie	1	0	0	0	0/0	0	0	0/0	0	6
Minnifield, F.	0	0	1	0	0/0	0	0	0/0	0	6
Washington, B.	0	0	0	1	0/0	0	0	0/0	0	6
Tennell, Derek	0	1	0	0	0/0	0	0	0/0	0	6
Weathers, C.	0	1	0	0	0/0	0	0	0/0	0	6
Brennan, Brian	0	1	0	0	0/0	0	0	0/0	0	6
Perry, M. D.	0	0	0	1	0/0	0	0	0/0	0	6
Buchanan, C.	0	0	0	0	0/0	0	0	0/0	0	1
Browns	10	19	2	2	32/33	0	0	24/29	1	304
Opponents	13	13	4	0	30/30	0	0	26/34	0	288

SACKS: C. Matthews 6.0, M. Perry 6.0, C. Buchanan 5.0, D. Grayson 5.0, S. Clancy 4.5, C. Hairston 3.0, E. Johnson 3.0, M. Jones 1.0, B. Harper 1.0, B. Washington 0.5 Browns: 35.0, Opponents: 36.0

RUSHING	NO	YDS	AVG	LG	TD
Byner, Earnest	157	576	3.7	27t	3
Mack, Kevin	123	485	3.9	65	3
Manoa, Tim	99	389	3.9	34	2
Fontenot, Herman	28	87	3.1	17	0
Kosar, Bernie	12	-1	-0.1	13	1
Strock, Don	6	-2	-0.3	5	0
Danielson, Gary	4	3	0.8	5	0
Pagel, Mike	4	1	0.3	5	0
Baker, Tony	3	19	6.3	13	0
Langhorne, Reggie	2	26	13.0	20t	1
Runager, Max	1	0	0.0	0	0
Bahr, Matt	1	-8	-8.0	-8	0
Browns	440	1,575	3.6	65	10
Opponents	498	1,920	3.9	41t	13

RECEIVING	NO	YDS	AVG	LG	TD
Byner, Earnest	59	576	9.8	39t	2
Langhorne, Reggie	57	780	13.7	77t	7
Brennan, Brian	46	579	12.6	33	1
Newsome, Ozzie	35	343	9.8	28	2
Slaughter, Webster	30	462	15.4	41	3
Weathers, Clarence	29	436	15.0	49	1
Fontenot, Herman	19	170	8.9	15	1
Mack, Kevin	11	87	7.9	25	0
Manoa, Tim	10	54	5.4	9	0
Tennell, Derek	9	88	9.8	26	1
McNeil, Gerald	5	74	14.8	23	0
Young, Glen	2	34	17.0	25	0
Bolden, Rickey	1	3	3.0	3t	1
Browns	313	3,686	11.8	77t	19
Opponents	245	3,102	12.7	54	13

INTERCEPTIONS	NO	YDS	AVG	LG	TD
Wright, Felix	5	126	25.2	53	0
Minnifield, Frank	4	16	4.0	13	0
Washington, Brian	3	104	34.7	75t	1
Johnson, Mike	2	36	18.0	31	0
Dixon, Hanford	2	24	12.0	24	0
Harper, Mark	2	13	6.5	8	0
Johnson, Eddie	2	0	0.0	0	0
Browns	20	319	15.9	75t	1
Opponents	17	190	11.2	36t	2

PUNTING	NO	YDS	AVG	IN20	TB	LG	BLK
Runager, Max	48	1,935	40.3	13	2	52	0
Johnson, Lee	17	643	37.8	6	1	61	0
Team, Stat	2	0	0.0	0	0	0	2
Browns	67	2,578	38.5	19	3	61	2
Opponents	69	2,722	39.4	17	8	62	2

PUNT RETURNS	NO	FC	YDS	AVG	LG	TD
McNeil, Gerald	38	6	315	8.3	32	0
Weathers, C.	2	0	10	5.0	9	0
Browns	40	6	325	8.1	32	0
Opponents	32	11	304	9.5	73t	1

KICKOFF RETURNS	NO	YDS	AVG	LG	TD
Young, Glen	29	635	21.9	34	0
Fontenot, Herman	21	435	20.7	84	0
McNeil, Gerald	2	38	19.0	22	0
Briggs, Stephen	1	27	27.0	27	0
Perry, Michael Dean	1	13	13.0	13	0
Tennell, Derek	1	11	11.0	11	0
Browns	55	1,159	21.1	84	0
Opponents	58	973	16.8	29	0

FIELD GOALS	1-19	20-29	30-39	40-49	50+	TOT
Bahr, Matt	1/1	10/12	8/10	5/6	0/0	24/29
Browns	1/1	10/12	8/10	5/6	0/0	24/29
Opponents	2/2	7/7	12/15	5/7	0/3	26/34

1989 (9-6-1)

<b>COACH: Bud Carson</b>			
<b>DIVISION FINISH: 1st AFC Central</b>			
<b>1989 USUAL STARTING LINEUPS</b>			
<b>OFFENSE</b>		<b>DEFENSE</b>	
WR 84 Webster Slaughter	LDE 60 Al Baker		
LT 74 Paul Farren	LDT 78 Carl Hairston		
LG 68 Ted Banker	RODT 92 Michael Dean Perry		
C 73 Gregg Rakoczy	RDE 97 Robert Banks		
RG 69 D. Fike, 66 T. Jones	LOLB 57 Clay Matthews		
RT 63 Cody Risen	MLB 59 Mike Johnson		
TE 82 Ozzie Newsome	ROLB 56 D. Grayson, 50 V. Walters		
WR 88 Reggie Langhorne	LCB 31 Frank Minnifield		
QB 19 Bernie Kosar	RCB 29 Hanford Dixon		
FB 42 Tim Manoa	SS 22 Felix Wright		
RB 21 Eric Metcalf	FS 30 Thane Gash		
<b>RADIO ANNOUNCERS:</b>			
New Chandler, Doug Dieken, Jim Mueller (WWWE 1100 AM, WDOK 102 FM)			

DATE	RESULT	OPPONENT	ATT
9/10	W, 51-0	at Pittsburgh Steelers	57,928
9/17	W, 38-24	New York Jets	73,516
9/25	L, 14-21	at Cincinnati Bengals	55,596
10/1	W, 16-13	Denver Broncos	78,637
10/8	L, 10-13 (OT)	at Miami Dolphins	58,444
10/15	L, 7-17	Pittsburgh Steelers	78,840
10/23	W, 27-7	Chicago Bears	78,722
10/29	W, 28-17	Houston Oilers	78,765
11/5	W, 42-31	at Tampa Bay Buccaneers	69,162
11/12	W, 17-7	at Seattle Seahawks	58,978
11/19	T, 10-10 (OT)	Kansas City Chiefs	77,922
11/23	L, 10-13	at Detroit Lions	65,624
12/3	L, 0-21	Cincinnati Bengals	76,236
12/10	L, 17-23 (OT)	at Indianapolis Colts	58,550
12/17	W, 23-17 (OT)	Minnesota Vikings	70,777
12/23	W, 24-20	at Houston Oilers	58,852

1/6	W, 34-30	Buffalo Bills	77,706
1/14	L, 21-37	at Denver Broncos	76,046

TEAM STATISTICS	BROWNS	OPPONENT
Total First Downs	285	276
Rushing	101	93
Passing	161	161
Penalty	23	22
3rd Down: Made/Att	82/213	82/230
3rd Down Pct.	38.5%	35.7%
4th Down: Made/Att	1/9	10/16
4th Down Pct.	11.1%	62.5%
Total Net Yards	5,042	4,831
Avg. Per Game	315.1	301.9
Total Plays	1,011	1,031
Avg. Per Play	5.0	4.7
Net Yards Rushing	1,609	1,670
Avg. Per Game	100.6	104.4
Total Rushes	448	446
Net Yards Passing	3,433	3,161
Avg. Per Game	214.6	197.6
Sacked/Yards Lost	34/192	45/359
Gross Yards	3,625	3,520
Attempts/Completions	529/309	540/269
Completion Pct.	58.4%	49.8%
Had Intercepted	15	27
Punts/Avg.	97/39.4	94/40.4
Net Punting Avg.	97/35.0	94/35.1
Penalties/Yards Lost	128/973	122/985
Fumbles/Ball Lost	23/15	32/11
Touchdowns	41	30
Rushing	14	8
Passing	20	20
Returns	7	2
Avg. Time Of Possession	30:26	29:34

SCORE BY PERIODS	1ST	2ND	3RD	4TH	OT	TOT
Browns	48	112	104	64	6	— 334
Opponents	34	67	82	62	9	— 254

SCORING	RU	PA	ST	DF	PAT	ZRU	2PA	FG	SAF	TP
Bahr, Matt	0	0	0	0	40/40	0	0	16/24	0	88
Metcalf, Eric	6	4	0	0	0/0	0	0	0/0	0	60
Slaughter, W.	0	6	0	0	0/0	0	0	0/0	0	36
Manoa, Tim	3	2	0	0	0/0	0	0	0/0	0	30
Tillman, L.	0	2	1	0	0/0	0	0	0/0	0	18
Langhorne, R.	0	2	0	0	0/0	0	0	0/0	0	12
Grayson, David	0	0	0	2	0/0	0	0	0/0	0	12
Gash, Thane	0	0	0	2	0/0	0	0	0/0	0	12

Kosar, Bernie	1	0	0	0	0/0	0	0	0/0	0	6
Wright, Felix	0	0	0	1	0/0	0	0	0/0	0	6
Jones, Keith	1	0	0	0	0/0	0	0	0/0	0	6
Oliphant, Mike	1	0	0	0	0/0	0	0	0/0	0	6
Mack, Kevin	1	0	0	0	0/0	0	0	0/0	0	6
Walters, Van	0	1	0	0	0/0	0	0	0/0	0	6
Matthews, C.	0	0	0	1	0/0	0	0	0/0	0	6
Tennell, Derek	0	1	0	0	0/0	0	0	0/0	0	6
Newsome, O.	0	1	0	0	0/0	0	0	0/0	0	6
Middleton, Ron	0	1	0	0	0/0	0	0	0/0	0	6
Redden, Barry	1	0	0	0	0/0	0	0	0/0	0	6
Browns	14	20	1	6	40/40	0	0	16/24	0	334
Opponents	8	20	2	0	29/29	0	0	15/28	0	254

**SACKS:** A.Baker 7.5, M.Perry 7.0, C.Hairston 6.5, R.Banks 4.0, A.Blaylock 4.0, C.Matthews 4.0, A.Stewart 3.0, T.Gash 2.0, T.Gibson 2.0, D.Grayson 1.0, M.Harper 1.0, M.Johnson 1.0, C.Charlton 1.0, C.Pike 1.0  
**Browns: 45.0, Opponents: 34.0**

RUSHING	NO	YDS	AVG	LG	TD
Metcalf, Eric	187	633	3.4	43t	6
Manoa, Tim	87	289	3.3	22	3
Jones, Keith	43	160	3.7	15	1
Redden, Barry	40	180	4.5	38t	1
Mack, Kevin	37	130	3.5	12	1
Kosar, Bernie	30	70	2.3	23	1
Oliphant, Mike	15	97	6.5	21t	1
Langhorne, Reggie	5	19	3.8	18	0
McNeil, Gerald	2	32	16.0	18	0
Pagel, Mike	2	-1	-0.5	4	0
Browns	448	1,609	3.6	43t	14
Opponents	446	1,670	3.7	39t	8

RECEIVING	NO	YDS	AVG	LG	TD
Slaughter, Webster	65	1,236	19.0	97t	6
Langhorne, Reggie	60	749	12.5	62t	2
Metcalf, Eric	54	397	7.4	68t	4
Newsome, Ozzie	29	324	11.2	31	1
Brennan, Brian	28	289	10.3	38	0
Manoa, Tim	27	241	8.9	32	2
Jones, Keith	15	126	8.4	36	0
McNeil, Gerald	10	114	11.4	32	0
Tillman, Lawver	6	70	11.7	19	2
Redden, Barry	6	34	5.7	8	0
Oliphant, Mike	3	22	7.3	9	0
Mack, Kevin	2	7	3.5	4	0
Walters, Van	1	14	14.0	14t	1
Middleton, Ron	1	5	5.0	5t	1
Tennell, Derek	1	4	4.0	4t	1
Kosar, Bernie	1	-7	-7.0	0	0
Browns	309	3,625	11.7	97t	20
Opponents	269	3,520	13.1	68	20

INTERCEPTIONS	NO	YDS	AVG	LG	TD
Wright, Felix	9*	91	10.1	27t	1
Gash, Thane	3	65	21.7	36t	2
Johnson, Mike	3	43	14.3	23	0
Minnifield, Frank	3	29	9.7	25	0
Harper, Mark	3	8	2.7	8	0
Grayson, David	2	25	12.5	14t	1
Matthews, Clay	1	25	25.0	25	0
Kramer, Kyle	1	12	12.0	12	0
Dixon, Hanford	1	2	2.0	2	0
Lyons, Robert	1	0	0.0	0	0
Browns	27	300	11.1	36t	4
Opponents	15	306	20.4	77	1

PUNTING	NO	YDS	AVG	IN20	TB	LG	BLK
Wagner, Bryan	97	3,817	39.4	32	6	60	0
Browns	97	3,817	39.4	32	6	60	0
Opponents	94	3,797	40.4	20	8	57	1

PUNT RETURNS	NO	FC	YDS	AVG	LG	TD
McNeil, Gerald	49	15	496	10.1	49	0
Browns	49	15	496	10.1	49	0
Opponents	49	13	418	8.5	27	0

KICKOFF RETURNS	NO	YDS	AVG	LG	TD
Metcalf, Eric	31	718	23.2	49	0
Oliphant, Mike	5	69	13.8	28	0
McNeil, Gerald	4	61	15.3	21	0
Jones, Keith	4	42	10.5	25	0
Briggs, Stephen	2	20	10.0	18	0
Redden, Barry	2	2	1.0	2	0
Joines, Vernon	1	12	12.0	12	0
Johnson, Eddie	1	8	8.0	8	0
Browns	50	932	18.6	49	0
Opponents	58	1,175	20.3	73	0

FIELD GOALS	1-19	20-29	30-39	40-49	50+	TOT
Bahr, Matt	0/0	5/5	6/8	4/9	1/2	16/24
Browns	0/0	5/5	6/8	4/9	1/2	16/24
Opponents	0/0	3/3	7/9	4/14	1/2	15/28

PASSING	ATT	CMP	YDS	PCT	AV/AT	TD	TD%	INT	INT%	LG	TKLD	RATING
Kosar, Bernie	513	303	3,533	59.1	6.89	18	3.5	14	2.7	97t	34/192	80.3
Pagel, Mike	14	5	60	35.7	4.29	1	7.1	1	7.1	18	0/0	43.8
Metcalf, Eric	2	1	32	50.0	16.00	1	50.0	0	0.0	32t	0/0	135.4
Browns	529	309	3,625	58.4	6.85	20	3.8	15	2.8	97t	34/192	80.1
Opponents	540	269	3,520	49.8	6.52	20	3.7	27	5.0	68	45/359	62.3

\* Led NFL

1990 (3-13)

<b>COACH:</b> Bud Carson (first 9 games)/Jim Shofner (final 7 games)	
<b>DIVISION FINISH:</b> 4th AFC Central	
<b>1990 USUAL STARTING LINEUPS</b>	
<b>OFFENSE</b>	<b>DEFENSE</b>
WR 84 Webster Slaughter	LDE 60 A. Baker, 90 R. Burnett
LT 74 Paul Farren	LDT 75 C. Pike, 71 T. Gibson
LG 65 Ralph Tamrn	RDT 92 Michael Dean Perry
C 61 Mike Baab	RDE 97 R. Banks, 98 A. Pleasant
RG 73 Gregg Rakoczy	LOLB 57 Clay Matthews
RT 66 Tony Jones	MLB 59 Mike Johnson
TE 82 Ozzie Newsome	ROLB 50 Van Walters
WR 88 Reggie Langhorne	56 David Grayson
86 Brian Brennan	LCB 24 Anthony Blaylock
QB 19 B. Kosar, 10 M. Pagel	31 Frank Minnifield
FB 34 K. Mack, 33 L. Hoard	RCB 26 Raymond Clayborn
RB 21 Eric Metcalf	SS 22 Felix Wright
	FS 30 Thane Gash
<b>RADIO ANNOUNCERS:</b>	
New Chandler, Doug Dieken, Jim Mueller (WHK 1420 AM, WVMs 100.7 FM)	

DATE	RESULT	OPPONENT	ATT
9/9	W, 13-3	Pittsburgh Steelers	78,298
9/16	L, 21-24	at New York Jets	67,354
9/23	L, 14-24	San Diego Chargers	77,429
9/30	L, 0-34	at Kansas City Chiefs	75,462
10/8	W, 30-29	at Denver Broncos	74,814
10/14	L, 20-25	at New Orleans Saints	68,608
10/22	L, 13-34	Cincinnati Bengals	78,567
10/28	L, 17-20	at San Francisco 49ers	63,672
11/4	L, 0-42	Buffalo Bills	78,331
11/18	L, 23-35	Houston Oilers	76,726
11/25	L, 13-30	Miami Dolphins	70,225
12/2	L, 23-38	Los Angeles Rams	61,981
12/9	L, 14-58	at Houston Oilers	54,469
12/16	W, 13-10	Atlanta Falcons	46,536
12/23	L, 0-35	at Pittsburgh Steelers	51,665
12/30	L, 14-21	at Cincinnati Bengals	60,041

TEAM STATISTICS	BROWNS	OPPONENT
Total First Downs	259	314
Rushing	74	117
Passing	167	169
Penalty	18	28
3rd Down: Made/Att	81/207	104/211
3rd Down Pct.	39.1%	49.3%
4th Down: Made/Att	7/19	2/3
4th Down Pct.	36.8%	66.7%
Total Net Yards	4,367	5,190
Avg. Per Game	272.9	324.4
Total Plays	960	987
Avg. Per Play	4.5	5.3
Net Yards Rushing	1,220	2,105
Avg. Per Game	76.3	131.6
Total Rushes	345	511
Net Yards Passing	3,147	3,085
Avg. Per Game	196.7	192.8
Sacked/Yards Lost	42/260	32/211
Gross Yards	3,407	3,296
Attempts/Completions	573/301	444/253
Completion Pct.	52.5%	57.0%
Had Intercepted	23	13
Punts/Avg.	78/36.9	68/38.1
Net Punting Avg.	78/31.5	68/35.0
Penalties/Yards Lost	122/922	95/684
Fumbles/Ball Lost	37/23	24/9
Touchdowns	27	59
Rushing	10	21
Passing	13	32
Returns	4	6
Avg. Time Of Possession	27:11	32:49

SCORE BY PERIODS	1ST	2ND	3RD	4TH	OT	TOT
Browns	32	57	71	68	0	— 228
Opponents	107	182	61	112	0	— 462

SCORING	RU	PA	ST	DF	PAT	ZRU	ZPA	FG	SAF	TP
Kauric, Jerry	0	0	0	0	24/27	0	0	0	14/20	0 66
Mack, Kevin	5	2	0	0	0/0	0	0	0	0/0	0 42
Slaughter, W.	0	4	0	0	0/0	0	0	0	0/0	0 24
Metcalf, Eric	1	1	2	0	0/0	0	0	0	0/0	0 24
Hoard, Leroy	3	0	0	0	0/0	0	0	0	0/0	0 18

PASSING	ATT	CMP	YDS	PCT	AV/AT
Kosar, Bernie	423	230	2,562	54.4	6.06
Pagel, Mike	148	69	819	46.6	5.53
Francis, Jeff	2	2	26	100.0	13.00
Browns	573	301	3,407	52.5	5.95
Opponents	444	253	3,296	57.0	7.42

Langhorne, R.	0	2	0	0	0/0	0	0	0/0	0 12
Brennan, Brian	0	2	0	0	0/0	0	0	0/0	0 12
Newsome, Ozzie	0	2	0	0	0/0	0	0	0/0	0 12
Johnson, Mike	0	0	0	1	0/0	0	0	0/0	0 6
Gainer, Derrick	1	0	0	0	0/0	0	0	0/0	0 6
Blaylock, A.	0	0	0	1	0/0	0	0	0/0	0 6
Browns	10	13	2	2	24/27	0	0	14/20	0 228
Opponents	21	32	0	6	56/59	0	0	16/27	2 462
<b>SACKS:</b> M.Perry 11.5, A.Pleasant 3.5, C.Matthews 3.5, A.Baker 3.0, S.Braggs 2.5, M.Johnson 2.0, R.Burnett 2.0, T.Gibson 1.0, D.Grayson 1.0, A.Blaylock 1.0, B.Buczkowski 0.5, V.Walters 0.5 <b>Browns: 32.0, Opponents: 42.0</b>									

RUSHING	NO	YDS	AVG	LG	TD
Mack, Kevin	158	702	4.4	26	5
Metcalf, Eric	80	248	3.1	17	1
Hoard, Leroy	58	149	2.6	42	3
Gainer, Derrick	30	81	2.7	9	1
Kosar, Bernie	10	13	1.3	5	0
Slaughter, Webster	5	29	5.8	17	0
Pagel, Mike	3	-1	-0.3	0	0
Redden, Barry	1	-1	-1.0	-1	0
Browns	345	1,220	3.5	42	10
Opponents	511	2,105	4.1	39	21

RECEIVING	NO	YDS	AVG	LG	TD
Slaughter, Webster	59	847	14.4	50	4
Metcalf, Eric	57	452	7.9	35	1
Langhorne, Reggie	45	585	13.0	39	2
Brennan, Brian	45	568	12.6	28	2
Mack, Kevin	42	360	8.6	30	2
Newsome, Ozzie	23	240	10.4	38	2
Hoard, Leroy	10	73	7.3	17	0
Gainer, Derrick	7	85	12.1	20	0
Joines, Vernon	6	86	14.3	24	0
Galbraith, Scott	4	62	15.5	28	0
Talley, John	2	28	14.0	19	0
Kauric, Jerry	1	21	21.0	21	0
Browns	301	3,407	11.3	50	13
Opponents	253	3,296	13.0	59	32

INTERCEPTIONS	NO	YDS	AVG	LG	TD
Wright, Felix	3	56	18.7	36	0
Blaylock, Anthony	2	45	22.5	45	0
Braggs, Stephen	2	13	6.5	11	0
Minnifield, Frank	2	0	0.0	0	0
Johnson, Mike	1	64	64.0	64t	1
Gash, Thane	1	16	16.0	16	0
Walters, Van	1	15	15.0	15	0
Grayson, David	1	3	3.0	3	0
Browns	13	212	16.3	64t	1
Opponents	23	422	18.3	67	3

PUNTING	NO	YDS	AVG	IN20	TB	LG	BLK
Wagner, Bryan	74	2,879	38.9	13	2	65	4
Team, Stat	4	0	0.0	0	0	0	0
Browns	78	2,879	36.9	13	2	65	4
Opponents	68	2,589	38.1	15	4	70	1

PUNT RETURNS	NO	FC	YDS	AVG	LG	TD
Adams, Stefon	13	4	81	6.2	25	0
Brennan, Brian	9	4	72	8.0	15	0
Lewis, Leo	8	7	56	7.0	18	0
Walters, Van	1	0	0	0.0	0	0
Browns	31	15	209	6.7	25	0
Opponents	41	13	425	10.4	37	0

KICKOFF RETURNS	NO	YDS	AVG	LG	TD
Metcalf, Eric	52	1,052	20.2	101t	2
Fullwood, Brent	6	119	19.8	27	0
Adams, Stefon	3	33	11.0	15	0
Galbraith, Scott	3	16	5.3	10	0
Hoard, Leroy	2	18	9.0	10	0
Johnson, Eddie	2	17	8.5	11	0
Barnett, Harlon	1	15	15.0	15	0
Talley, John	1	6	6.0	6	0
Gainer, Derrick	1	0	0.0	0	0
Browns	71	1,276	18.0	101t	2
Opponents	45	805	17.9	39	0

FIELD GOALS	1-19	20-29	30-39	40-49	50+	TOT
Kauric, Jerry	0/0	5/5	5/8	4/7	0/0	14/20
Browns	0/0	5/5	5/8	4/7	0/0	14/20
Opponents	1/1	4/4	4/6	6/14	1/2	16/27

TD	TD%	INT	INT%	LG	TKLD	RATING
10	2.4	15	3.5	50	37/220	65.7
3	2.0	8	5.4	32	5/40	48.2
0	0.0	0	0.0	17	0/0	118.8
13	2.3	23	4.0	50	42/260	61.5
32	7.2	13	2.9	59	32/211	92.3

1991 (6-10)

COACH: Bill Belichick			
DIVISION FINISH: 3rd AFC Central			
1991 USUAL STARTING LINEUPS			
OFFENSE		DEFENSE	
WR 84	Webster Slaughter	LDE 90	Rob Burnett
LT 66	Tony Jones	75	Pio Sagapolutele
LG 70	John Rienstra	LDT 96	James Jones
C 61	Mike Baab	RDT 92	Michael Dean Perry
RG 68	Ed King	RDE 98	Anthony Pleasant
RT 69	Dan Fike	LOLB 50	Van Walters
TE 81	Scott Galbraith	58	Dan Brandon
WR 88	Reggie Langhorne	MLB 59	M. Johnson, 52 R. Brown
1	Michael Jackson	ROLB 57	Clay Matthews
QB 19	Bernie Kosar	LCB 31	Frank Minnifield
FB 34	Kevin Mack	RCB 39	R. Hilliard, 36 S. Braggs
RB 33	Leroy Hoard	SS 37	H. Barnett, 29 E. Turner
21	Eric Metcalf	FS 22	Vince Newsome
RADIO ANNOUNCERS:			
New Chandler, Doug Dieken, Jim Mueller (WHK 1420 AM, WWMs 100.7 FM)			

DATE	RESULT	OPPONENT	ATT
9/1	L, 14-26	Dallas Cowboys	78,860
9/8	W, 20-0	at New England Patriots	35,377
9/15	W, 14-13	Cincinnati Bengals	78,269
9/22	L, 10-13	at New York Giants	75,891
10/6	L, 14-17	New York Jets	71,042
10/13	L, 17-42	at Washington Redskins	54,715
10/20	W, 30-24 (OT)	at San Diego Chargers	48,440
10/27	W, 17-14	Pittsburgh Steelers	78,285
11/3	L, 21-23	at Cincinnati Bengals	55,077
11/10	L, 30-32	Philadelphia Eagles	72,086
11/17	L, 24-28	at Houston Oilers	58,155
11/24	W, 20-15	Kansas City Chiefs	63,991
12/1	W, 31-0	at Indianapolis Colts	57,539
12/8	L, 7-17	Denver Broncos	73,539
12/15	L, 14-17	Houston Oilers	55,680
12/22	L, 10-17	at Pittsburgh Steelers	47,070

TEAM STATISTICS	BROWNS	OPPONENT
Total First Downs	265	298
Rushing	82	100
Passing	163	179
Penalty	20	19
3rd Down: Made/Att	74/199	97/215
3rd Down Pct.	37.2%	45.1%
4th Down: Made/Att	9/20	9/17
4th Down Pct.	45.0%	52.9%
Total Net Yards	4,664	5,084
Avg. Per Game	291.5	317.8
Total Plays	934	1,004
Avg. Per Play	5.0	5.1
Net Yards Rushing	1,360	1,875
Avg. Per Game	85.0	117.2
Total Rushes	389	447
Net Yards Passing	3,304	3,209
Avg. Per Game	206.5	200.6
Sacked/Yards Lost	42/243	35/236
Gross Yards	3,547	3,445
Attempts/Completions	503/312	522/312
Completion Pct.	62.0%	59.8%
Had Intercepted	10	15
Punts/Avg.	80/42.5	61/41.3
Net Punting Avg.	80/37.6	61/37.2
Penalties/Yards Lost	108/872	103/770
Fumbles/Ball Lost	18/8	33/18
Touchdowns	35	33
Rushing	12	12
Passing	19	20
Returns	4	1
Avg. Time Of Possession	29:00	31:00

SCORE BY PERIODS	1ST	2ND	3RD	4TH	OT	TOT
Browns	57	105	77	48	6	— 293
Opponents	25	113	51	109	0	— 298

SCORING	RU	PA	ST	DF	PAT	2RU	2PA	FG	SAF	TP
Stover, Matt	0	0	0	0	33/34	0	0	0	16/22	0 81
Hoard, Leroy	2	9	0	0	0/0	0	0	0	0/0	0 66
Mack, Kevin	8	2	0	0	0/0	0	0	0	0/0	0 60
Slaughter, W.	0	3	0	0	0/0	0	0	0	0/0	0 18
Langhorne, R.	0	2	0	0	0/0	0	0	0	0/0	0 12

PASSING	ATT	CMP	YDS	PCT	AV/AT	TD	TD%	INT	INT%	LG	TKLD	RATING
Kosar, Bernie	494	307	3,487	62.1	7.06	18	3.6	9	1.8	71t	41/232	87.8
Philcox, Todd	8	4	49	50.0	6.13	0	0.0	1	12.5	28	0/0	29.7
Hansen, Brian	1	1	11	100.0	11.00	1	100.0	0	0.0	11t	0/0	152.1
Metcalf, Eric	0	0	0	0.0	0.00	0	0.0	0	0.0	0	1/11	39.6
Browns	503	312	3,547	62.0	7.05	19	3.8	10	2.0	71t	42/243	87.5
Opponents	522	312	3,445	59.8	6.60	20	3.8	15	2.9	70t	35/236	80.2

Morris, Joe	2	0	0	0	0/0	0	0	0/0	0	12
Jackson, M.	0	2	0	0	0/0	0	0	0/0	0	12
Jones, James	0	0	0	1	0/0	0	0	0/0	0	1 8
Brennan, Brian	0	1	0	0	0/0	0	0	0/0	0	0 6
Brandon, David	0	0	0	1	0/0	0	0	0/0	0	0 6
Turner, Eric	0	0	0	1	0/0	0	0	0/0	0	0 6
Newsome, V.	0	0	0	1	0/0	0	0	0/0	0	0 6
Browns	12	19	0	4	33/34	0	0	0	16/22	1 293
Opponents	12	20	0	1	32/33	0	0	0	22/30	1 298

SACKS: M.Perry 8.5, C.Matthews 6.5, D.Brandon 3.0, R.Burnett 3.0, A.Pleasant 2.5, R.Hilliard 2.0, P.Sagapolutele 1.5, V.Walters 1.5, J.Thornton 1.0, J.Jones 1.0, F.Conover 1.0, H.Barnett 1.0, S.Braggs 1.0, R.Brown 0.5, A.Florence 0.5, E.Logan 0.5 Browns: 35.0, Opponents: 42.0

RUSHING	NO	YDS	AVG	LG	TD
Mack, Kevin	197	726	3.7	51t	8
Morris, Joe	93	289	3.1	15	2
Hoard, Leroy	37	154	4.2	52	2
Metcalf, Eric	30	107	3.6	15	0
Kosar, Bernie	26	74	2.8	14	0
Rouson, Lee	3	14	4.7	9	0
Hansen, Brian	2	-3	-1.5	0	0
Philcox, Todd	1	-1	-1.0	-1	0
Browns	389	1,360	3.5	52	12
Opponents	447	1,875	4.2	65t	12

RECEIVING	NO	YDS	AVG	LG	TD
Slaughter, Webster	64	906	14.2	62t	3
Hoard, Leroy	48	567	11.8	71t	9
Mack, Kevin	40	255	6.4	22	2
Langhorne, Reggie	39	505	12.9	40t	2
Brennan, Brian	31	325	10.5	30	1
Metcalf, Eric	29	294	10.1	45	0
Galbraith, Scott	27	328	12.1	42	0
Jackson, Michael	17	268	15.8	65t	2
Morris, Joe	13	76	5.8	13	0
Rouson, Lee	2	9	4.5	6	0
Talley, John	1	13	13.0	13	0
Kosar, Bernie	1	1	1.0	1	0
Browns	312	3,547	11.4	71t	19
Opponents	312	3,445	11.0	70t	20

INTERCEPTIONS	NO	YDS	AVG	LG	TD
Braggs, Stephen	3	15	5.0	15	0
Brandon, David	2	70	35.0	40	1
Turner, Eric	2	42	21.0	42t	1
Matthews, Clay	1	35	35.0	35	0
Newsome, Vince	1	31	31.0	31	0
Jones, James	1	20	20.0	20t	1
Brown, Richard	1	19	19.0	19	0
Hilliard, Randy	1	19	19.0	19	0
Figaro, Cedric	1	9	9.0	9	0
Johnson, Mike	1	0	0.0	0	0
Jackson, Alfred	1	0	0.0	0	0
Browns	15	260	17.3	42t	3
Opponents	10	95	9.5	57t	1

PUNTING	NO	YDS	AVG	IN20	TB	LG	BLK
Hansen, Brian	80	3,397	42.5	20	6	65	0
Browns	80	3,397	42.5	20	6	65	0
Opponents	61	2,520	41.3	16	6	61	0

PUNT RETURNS	NO	FC	YDS	AVG	LG	TD
Slaughter, Webster	17	3	112	6.6	17	0
Metcalf, Eric	12	1	100	8.3	30	0
Minnifield, Frank	0	0	28	0.0	28	0
Brennan, Brian	2	6	11	5.5	11	0
Stat, Team	0	0	0	0.0	31	0
Browns	31	10	251	8.1	31	0
Opponents	40	15	388	9.7	48	0

KICKOFF RETURNS	NO	YDS	AVG	LG	TD
Metcalf, Eric	23	351	15.3	24	0
Morris, Joe	18	310	17.2	36	0
Peebles, Danny	8	149	18.6	32	0
James, Lynn	3	49	16.3	21	0
Galbraith, Scott	2	13	6.5	8	0
Rouson, Lee	1	16	16.0	16	0
Browns	55	888	16.1	36	0
Opponents	50	1,022	20.4	47	0

FIELD GOALS	1-19	20-29	30-39	40-49	50+	TOT
Stover, Matt	1/2	2/3	8/9	3/6	2/2	16/22
Browns	1/2	2/3	8/9	3/6	2/2	16/22
Opponents	1/1	10/12	8/8	2/4	1/5	22/30



1992 (7-9)

COACH: Bill Belichick			
DIVISION FINISH: 3rd AFC Central			
1992 USUAL STARTING LINEUPS			
OFFENSE		DEFENSE	
WR 1	Michael Jackson	LDE 90	Rob Burnett
LT 66	Tony Jones	LDT 96	James Jones
LG 72	B. Dahl, 70 J. Rienstra	RDT 92	Michael Dean Perry
C 63	Jay Hilgenberg	RDE 98	Anthony Pleasant
RG 68	Ed King	LOLB 58	David Brandon
RT 69	Dan Fike	MLB 59	Mike Johnson
TE 83	Mark Bavaro	ROLB 57	Clay Matthews
WR 85	Lawyer Tillman	LCB 31	Frank Minnifield
QB 19	B. Kosar, 18 M. Tomczak	RCB 24	Terry Taylor
FB 44	T. Vardell, 34 K. Mack	SS 29	Eric Turner
RB 33	L. Hoard, 21 E. Metcalf	FS 22	Vince Newsome
RADIO ANNOUNCERS:			
New Chandler, Doug Dieken, Jim Mueller (WHK 1420 AM, WWMS 100.7 FM)			

DATE	RESULT	OPPONENT	ATT
9/6	L, 3-14	at Indianapolis Colts	50,766
9/14	L, 23-27	Miami Dolphins	74,765
9/20	W, 28-16	at Los Angeles Raiders	48,102
9/27	L, 0-12	Denver Broncos	78,064
10/11	W, 17-9	Pittsburgh Steelers	78,080
10/18	W, 17-6	Green Bay Packers	69,268
10/25	W, 19-17	at New England Patriots	32,219
11/1	L, 10-30	at Cincinnati Bengals	54,765
11/8	W, 24-14	at Houston Oilers	57,348
11/15	L, 13-14	San Diego Chargers	58,396
11/22	L, 13-17	at Minnesota Vikings	53,323
11/29	W, 27-14	Chicago Bears	73,578
12/6	W, 37-21	Cincinnati Bengals	68,368
12/13	L, 14-24	at Detroit Lions	65,970
12/20	L, 14-17	Houston Oilers	59,898
12/27	L, 13-23	at Pittsburgh Steelers	53,776

TEAM STATISTICS	BROWNS	OPPONENT
Total First Downs	242	281
Rushing	85	86
Passing	141	170
Penalty	16	25
3rd Down: Made/Att	67/196	76/205
3rd Down Pct.	34.2%	37.1%
4th Down: Made/Att	9/17	7/14
4th Down Pct.	52.9%	50.0%
Total Net Yards	4,492	4,757
Avg. Per Game	280.8	297.3
Total Plays	883	963
Avg. Per Play	5.1	4.9
Net Yards Rushing	1,607	1,605
Avg. Per Game	100.4	100.3
Total Rushes	451	429
Net Yards Passing	2,885	3,152
Avg. Per Game	180.3	197.0
Sacked/Yards Lost	34/217	48/315
Gross Yards	3,102	3,467
Attempts/Completions	398/238	486/291
Completion Pct.	59.8%	59.9%
Had Intercepted	16	13
Punts/Avg.	75/41.1	74/44.5
Net Punting Avg.	75/38.0	74/38.7
Penalties/Yards Lost	104/765	93/764
Fumbles/Ball Lost	19/12	33/20
Touchdowns	30	29
Rushing	7	5
Passing	18	23
Returns	5	1
Avg. Time Of Possession	30:13	29:47

SCORE BY PERIODS	1ST	2ND	3RD	4TH	OT	TOT
Browns	63	31	76	102	0	272
Opponents	55	47	80	93	0	275

SCORING	RU	PA	ST	DF	PAT	2RU	2PA	FG	SAF	TP
Stover, Matt	0	0	0	0	29/30	0	0	0	21/29	0 92
Metcalf, Eric	1	5	1	0	0/0	0	0	0	0/0	0 42
Jackson, M.	0	7	0	0	0/0	0	0	0	0/0	0 42
Mack, Kevin	6	0	0	0	0/0	0	0	0	0/0	0 36
Bavaro, Mark	0	2	0	0	0/0	0	0	0	0/0	0 12

PASSING	ATT	CMP	YDS	PCT	AV/AT	TD	TD%	INT	INT%	LG	TKLD	RATNG
Tomczak, Mike	211	120	1,693	56.9	8.02	7	3.3	7	3.3	52	12/85	80.1
Kosar, Bernie	155	103	1,160	66.5	7.48	8	5.2	7	4.5	69t	21/126	87.0
Philcox, Todd	27	13	217	48.1	8.04	3	11.1	1	3.7	69t	1/6	97.3
Goebel, Brad	3	2	32	66.7	10.67	0	0.0	0	0.0	22	0/0	102.1
Metcalf, Eric	1	0	0	0.0	0.00	0	0.0	0	0.0	0	0/0	39.6
Stover, Matt	1	0	0	0.0	0.00	0	0.0	1	100.0	0	0/0	0.0
Browns	398	238	3,102	59.8	7.79	18	4.5	16	4.0	69t	34/217	82.7
Opponents	486	291	3,467	59.9	7.13	23	4.7	13	2.7	68t	48/315	86.3

Brandon, David	0	0	0	2	0/0	0	0	0/0	0	12
Jones, James	0	1	0	0	0/0	0	0	0/0	0	6
Galbraith, S.	0	1	0	0	0/0	0	0	0/0	0	6
Johnson, Mike	0	0	0	1	0/0	0	0	0/0	0	6
Hoard, Leroy	0	1	0	0	0/0	0	0	0/0	0	6
Moore, Steven	0	0	0	1	0/0	0	0	0/0	0	6
Woffley, Ron	0	1	0	0	0/0	0	0	0/0	0	6
Browns	7	18	1	4	29/30	0	0	0	21/29	0 272
Opponents	5	23	0	1	29/29	0	0	0	24/29	0 275

SACKS: R. Burnett 9.0, C. Matthews 9.0, M. Perry 8.5, J. Jones 4.0, A. Pleasant 4.0, B. Johnson 2.0, M. Johnson 2.0, S. Moore 2.0, V. Newsome 2.0, D. Brandon 1.0, R. Brown 1.0, R. Hilliard 1.0, E. Logan 1.0, E. Turner 1.0, E. Walls 0.5 Browns: 48.0, Oppoentens: 34.0

RUSHING	NO	YDS	AVG	LG	TD
Mack, Kevin	169	543	3.2	37	6
Vardell, Tommy	99	369	3.7	35	0
Metcalf, Eric	73	301	4.1	31	1
Hoard, Leroy	54	236	4.4	37	0
Tomczak, Mike	24	39	1.6	16	0
Brooks, James	13	38	2.9	13	0
Baldwin, Randy	10	31	3.1	11	0
Kosar, Bernie	5	12	2.4	8	0
Tillman, Lawyer	2	15	7.5	15	0
Jackson, Michael	1	21	21.0	21	0
Woffley, Ron	1	2	2.0	2	0
Browns	451	1,607	3.6	37	7
Opponents	429	1,605	3.7	48	5

RECEIVING	NO	YDS	AVG	LG	TD
Jackson, Michael	47	755	16.1	69t	7
Metcalf, Eric	47	614	13.1	69t	5
Hoard, Leroy	26	310	11.9	46t	1
Tillman, Lawyer	25	498	19.9	52	0
Bavaro, Mark	25	315	12.6	39	2
Holohan, Pete	20	170	8.5	24	0
Vardell, Tommy	13	128	9.8	23	0
Mack, Kevin	13	81	6.2	23	0
Smith, Rico	5	64	12.8	21	0
Galbraith, Scott	4	63	15.8	28	1
Collins, Shawn	3	31	10.3	11	0
Baldwin, Randy	2	30	15.0	20	0
Holland, Jamie	2	27	13.5	16	0
Woffley, Ron	2	8	4.0	6	1
Brooks, James	2	-1	-0.5	4	0
McCardell, Keenan	1	-8	8.0	8	0
Jones, James	1	1	1.0	1t	1
Browns	238	3,102	13.0	69t	18
Opponents	291	3,467	11.9	68t	23

INTERCEPTIONS	NO	YDS	AVG	LG	TD
Newsome, Vince	3	55	18.3	29	0
Brandon, David	2	123	61.5	92t	1
Walls, Everson	2	26	13.0	24	0
Minnifield, Frank	2	6	3.0	5	0
Matthews, Clay	1	6	6.0	6	0
Turner, Eric	1	6	6.0	6	0
Johnson, Mike	1	0	0.0	0	0
Taylor, Terry	1	0	0.0	0	0
Browns	13	222	17.1	92t	1
Opponents	16	213	13.3	69	1

PUNTING	NO	YDS	AVG	IN20	TB	LG	BLK
Hansen, Brian	74	3,083	41.7	28	7	73	1
Team, Stat	1	0	0.0	0	0	0	0
Browns	75	3,083	41.1	28	7	73	1
Opponents	74	3,293	44.5	19	4	66	0

PUNT RETURNS	NO	FC	YDS	AVG	LG	TD
Metcalf, Eric	44	10	429	9.8	75t	1
Browns	44	10	429	9.8	75t	1
Opponents	27	23	234	8.7	50	0

KICKOFF RETURNS	NO	YDS	AVG	LG	TD
Baldwin, Randy	30	675	22.5	47	0
Metcalf, Eric	9	157	17.4	30	0
Hoard, Leroy	2	34	17.0	25	0
Vardell, Tommy	2	14	7.0	13	0
Browns	43	880	20.5	47	0
Opponents	51	907	17.8	30	0

FIELD GOALS	1-19	20-29	30-39	40-49	50+	TOT
Stover, Matt	1/1	11/11	6/8	2/6	1/3	21/29
Browns	1/1	11/11	6/8	2/6	1/3	21/29
Opponents	0/0	10/11	7/8	7/8	0/2	24/29

1993 (7-9)

COACH: Bill Belichick

DIVISION FINISH: 3rd AFC Central

1993 USUAL STARTING LINEUPS

OFFENSE			DEFENSE		
WR 81	Michael Jackson	LDE 90	Rob Burnett		
LT 66	Tony Jones	LDT 96	J. Jones, 93 J. Ball		
LG 64	Houston Hoover	RDT 92	Michael Dean Perry		
C 61	Steve Everett	RDE 98	Anthony Pleasant		
RG 72	Bob Dahl	LOLB 53	Pepper Johnson		
RT 62	Gene Williams	MLB 59	Mike Johnson		
TE 88	Brian Kinchen	ROLB 57	Clay Matthews		
WR 83	Mark Carrier	LCB 24	Terry Taylor		
QB 12	Vinny Testaverde	RCB 48	Najee Mustafaa		
	19 Bernie Kosar	SS 27	Stevon Moore		
FB 44	Tommy Vardell	FS 29	Eric Turner		
RB 21	E. Metcalif, 33 L. Hoard				

RADIO ANNOUNCERS:  
New Chandler, Doug Dieken, Jim Mueller (WHK 1420 AM, WWMs 100.7 FM)

DATE	RESULT	OPPONENT	ATT
9/5	W, 27-14	Cincinnati Bengals	75,508
9/13	W, 23-13	San Francisco 49ers	78,218
9/19	W, 19-16	at Los Angeles Raiders	48,617
9/26	L, 10-23	at Indianapolis Colts	59,654
10/10	L, 14-24	Miami Dolphins	78,138
10/17	W, 28-17	at Cincinnati Bengals	55,647
10/24	W, 28-23	Pittsburgh Steelers	78,118
11/7	L, 14-29	Denver Broncos	77,818
11/14	L, 5-22	at Seattle Seahawks	54,622
11/21	L, 20-27	Houston Oilers	71,668
11/28	L, 14-17	at Atlanta Falcons	54,510
12/5	W, 17-13	New Orleans Saints	60,388
12/12	L, 17-19	at Houston Oilers	58,720
12/19	L, 17-20	New England Patriots	48,618
12/26	W, 42-14	at Los Angeles Rams	34,155
1/2	L, 9-16	at Pittsburgh Steelers	49,208

TEAM STATISTICS	BROWNS	OPPONENT
Total First Downs	264	290
Rushing	91	94
Passing	152	170
Penalty	21	26
3rd Down: Made/Att	66/201	88/231
3rd Down Pct.	32.8%	38.1%
4th Down: Made/Att	11/14	6/13
4th Down Pct.	78.6%	46.2%
Total Net Yards	4,740	4,778
Avg. Per Game	296.3	298.6
Total Plays	948	1,040
Avg. Per Play	5.0	4.6
Net Yards Rushing	1,701	1,654
Avg. Per Game	106.3	103.4
Total Rushes	425	451
Net Yards Passing	3,039	3,124
Avg. Per Game	189.9	195.3
Sacked/Yards Lost	45/289	48/342
Gross Yards	3,328	3,466
Attempts/Completions	478/262	541/306
Completion Pct.	54.8%	56.6%
Had Intercepted	19	13
Punts/Avg.	84/43.2	85/42.4
Net Punting Avg.	84/38.0	85/35.8
Penalties/Yards Lost	121/842	105/821
Fumbles/Ball Lost	27/17	28/9
Touchdowns	36	30
Rushing	8	9
Passing	23	19
Returns	5	2
Avg. Time Of Possession	29:32	30:28

SCORE BY PERIODS	1ST	2ND	3RD	4TH	OT	TOT
Browns	56	99	58	91	0	304
Opponents	64	110	52	81	0	307

SCORING	RU	PA	ST	DF	PAT	2RU	2PA	FG	SAF	TP
Stover, Matt	0	0	0	0	36/36	0	0	16/22	0	84
Jackson, M.	0	8	0	0	0/0	0	0	0/0	0	48
Metcalif, Eric	1	2	2	0	0/0	0	0	0/0	0	30
Carrier, Mark	1	3	1	0	0/0	0	0	0/0	0	30
Vardell, Tommy	3	1	0	0	0/0	0	0	0/0	0	24
McCardell, K.	0	4	0	0	0/0	0	0	0/0	0	24

PASSING	ATT	CMP	YDS	PCT	AV/AT
Testaverde, Vinny	230	130	1,797	56.5	7.81
Kosar, Bernie	138	79	807	57.2	5.85
Philcox, Todd	108	52	699	48.1	6.47
Jackson, Michael	1	1	25	100.0	25.00
Hoard, Leroy	1	0	0	0.0	0.00
Browns	478	262	3,328	54.8	6.96
Opponents	541	306	3,466	56.6	6.41

TD	TD%	INT	INT%	LG	TKLD	RATING
14	6.1	9	3.9	62t	17/101	85.7
5	3.6	3	2.2	38t	21/128	77.2
4	3.7	7	6.5	56	7/60	54.5
0	0.0	0	0.0	25	0/0	118.8
0	0.0	0	0.0	0	0/0	39.6
23	4.8	19	4.0	62t	45/289	76.2
19	3.5	13	2.4	56	48/342	77.6

Kinchen, Brian	0	2	0	0	0/0	0	0	0/0	0	12
Philcox, Todd	1	0	0	0	0/0	0	0	0/0	0	6
Baldwin, R.	0	1	0	0	0/0	0	0	0/0	0	6
Woffley, Ron	0	1	0	0	0/0	0	0	0/0	0	6
Moore, Stevon	0	0	0	1	0/0	0	0	0/0	0	6
Mack, Kevin	1	0	0	0	0/0	0	0	0/0	0	6
Mustafaa, N.	0	0	0	1	0/0	0	0	0/0	0	6
Tillman, L.	0	1	0	0	0/0	0	0	0/0	0	6
Jones, James	1	0	0	0	0/0	0	0	0/0	0	6
Pleasant, A.	0	0	0	0	0/0	0	0	0/0	1	2
Riddick, Louis	0	0	0	0	0/0	0	0	0/0	1	2
Browns	8	23	3	2	36/36	0	0	16/22	2	304
Opponents	9	19	0	2	30/30	0	0	31/38	2	307

SACKS: A. Pleasant 11.0, R. Burnett 9.0, M. Perry 6.0, J. Jones 5.5, C. Matthews 5.5, M. Johnson 4.0, J. Ball 3.0, D. Footman 1.0, B. Johnson 1.0, P. Johnson 1.0, E. Walls 1.0  
Browns: 48.0, Opponents: 45.0

RUSHING	NO	YDS	AVG	LG	TD
Vardell, Tommy	171	644	3.8	54	3
Metcalif, Eric	129	611	4.7	55	1
Hoard, Leroy	56	227	4.1	30	0
Testaverde, Vinny	18	74	4.1	14	0
Baldwin, Randy	18	61	3.4	11	0
Kosar, Bernie	14	19	1.4	10	0
Mack, Kevin	10	33	3.3	7	1
Carrier, Mark	4	26	6.5	15t	1
Philcox, Todd	2	3	1.5	3t	1
Jones, James	2	2	1.0	1t	1
Jackson, Michael	1	1	1.0	1	0
Browns	425	1,701	4.0	55	8
Opponents	451	1,654	3.7	49	9

RECEIVING	NO	YDS	AVG	LG	TD
Metcalif, Eric	63	539	8.6	49t	2
Carrier, Mark	43	746	17.3	55	3
Jackson, Michael	41	756	18.4	62t	8
Hoard, Leroy	35	351	10.0	41	0
Kinchen, Brian	29	347	12.0	40	2
Vardell, Tommy	19	151	7.9	28t	1
McCardell, Keenan	13	234	18.0	43	4
Tillman, Lawyer	5	68	13.6	18	1
Woffley, Ron	5	25	5.0	9	1
Smith, Rico	4	55	13.8	17	0
Rowe, Patrick	3	37	12.3	16	0
Williams, Clarence	1	5	5.0	14	0
Baldwin, Randy	1	5	5.0	5t	1
Browns	262	3,328	12.7	62t	23
Opponents	306	3,466	11.3	56	19

INTERCEPTIONS	NO	YDS	AVG	LG	TD
Turner, Eric	5	25	5.0	19	0
Jones, Selwyn	3	0	0.0	0	0
Mustafaa, Najee	1	97	97.0	97t	1
Hilliard, Randy	1	54	54.0	54	0
Speer, Del	1	22	22.0	22	0
Matthews, Clay	1	10	10.0	10	0
Johnson, Mike	1	0	0.0	0	0
Browns	13	208	16.0	97t	1
Opponents	19	246	12.9	69	0

PUNTING	NO	YDS	AVG	IN20	TB	LG	BLK
Hansen, Brian	82	3,632	44.3	15	10	72	2
Team, Stat	2	0	0.0	0	0	0	0
Browns	84	3,632	43.2	15	10	72	2
Opponents	85	3,603	42.4	24	7	61	0

PUNT RETURNS	NO	FC	YDS	AVG	LG	TD
Metcalif, Eric	36	11	464	12.9	91t	2
Carrier, Mark	6	1	92	15.3	56t	1
Turner, Eric	0	0	7	0.0	7	0
Browns	42	12	563	13.4	91t	3
Opponents	49	14	438	8.9	36	0

KICKOFF RETURNS	NO	YDS	AVG	LG	TD
Baldwin, Randy	24	444	18.5	31	0
Metcalif, Eric	15	318	21.2	47	0
Hoard, Leroy	13	286	22.0	39	0
Vardell, Tommy	4	58	14.5	16	0
Smith, Rico	1	13	13.0	13	0
Kinchen, Brian	1	0	0.0	0	0
Browns	58	1,119	19.3	47	0
Opponents	46	814	17.7	49	0

FIELD GOALS	1-19	20-29	30-39	40-49	50+	TOT
Stover, Matt	0/0	4/4	5/6	6/8	1/4	16/22
Browns	0/0	4/4	5/6	6/8	1/4	16/22
Opponents	1/1	13/14	6/10	8/9	3/4	31/38

1994 (11-5)

<b>COACH:</b> Bill Belichick			
<b>DIVISION FINISH:</b> 2nd AFC Central			
<b>1994 USUAL STARTING LINEUPS</b>			
<b>OFFENSE</b>		<b>DEFENSE</b>	
WR 81	Michael Jackson	LDE 90	Rob Burnett
83	Mark Carrier	LDT 94	Bill Johnson
LT 66	Tony Jones	RDT 92	Michael Dean Perry
LG 69	Doug Dawson	RDE 98	Anthony Pleasant
63	Wally Williams	LOLB 58	Carl Banks
C 61	Steve Everitt	MLB 52	Pepper Johnson
RG 72	Bob Dahl	ROLB 50	Frank Stams
RT 77	Orlando Brown	LCB 38	Antonio Langham
62	Gene Williams	RCB 28	Don Griffin
TE 88	Brian Kinchen	SS 27	Stevon Moore
89	Walter Reeves	FS 29	Eric Turner
WR 85	Derrick Alexander		
QB 12	Vinny Testaverde		
11	Mark Rypien		
FB 33	L. Hoard, 44 T. Vardell		
RB 21	Eric Metcalf		
<b>RADIO ANNOUNCERS:</b>			
Casey Coleman, Doug Dieken, Jim Mueller (WKNR 1220 AM, WDOX 102.1 FM)			

DATE	RESULT	OPPONENT	ATT
9/4	W, 28-20	at Cincinnati Bengals	52,778
9/11	L, 10-17	Pittsburgh Steelers	77,774
9/18	W, 32-0	Arizona Cardinals	62,818
9/25	W, 21-14	at Indianapolis Colts	55,821
10/2	W, 27-7	New York Jets	76,188
10/13	W, 11-8	at Houston Oilers	50,364
10/23	W, 37-13	Cincinnati Bengals	77,588
10/30	L, 14-26	at Denver Broncos	73,190
11/6	W, 13-6	New England Patriots	73,878
11/13	W, 26-7	at Philadelphia Eagles	65,233
11/20	L, 13-20	at Kansas City Chiefs	69,121
11/27	W, 34-10	Houston Oilers	65,088
12/4	L, 13-16	New York Giants	72,068
12/10	W, 19-14	at Dallas Cowboys	64,826
12/18	L, 7-17	Cincinnati Bengals	60,808
12/24	W, 35-9	Seattle Seahawks	54,180

<b>WILD CARD PLAYOFF</b>		
1/1	W, 20-13	New England Patriots 77,452
<b>DIVISIONAL PLAYOFF</b>		
1/7	L, 9-29	at Pittsburgh Steelers 58,185

TEAM STATISTICS	BROWNS	OPPONENT
Total First Downs	273	304
Rushing	80	98
Passing	161	173
Penalty	32	33
3rd Down: Made/Att	69/204	83/242
3rd Down Pct.	33.8%	34.3%
4th Down: Made/Att	4/12	7/18
4th Down Pct.	33.3%	38.9%
Total Net Yards	4,832	4,826
Avg. Per Game	302.0	301.6
Total Plays	970	1,090
Avg. Per Play	5.0	4.4
Net Yards Rushing	1,657	1,669
Avg. Per Game	103.6	104.3
Total Rushes	449	465
Net Yards Passing	3,175	3,157
Avg. Per Game	198.4	197.3
Sacked/Yards Lost	14/94	38/268
Gross Yards	3,269	3,425
Attempts/Completions	507/266	587/325
Completion Pct.	52.5%	55.4%
Had Intercepted	21	18
Punts/Avg.	80/40.1	97/40.0
Net Punting Avg.	80/37.4	97/35.2
Penalties/Yards Lost	113/969	129/1,139
Fumbles/Ball Lost	26/14	26/13
Touchdowns	37	22
Rushing	12	9
Passing	20	13
Returns	5	0
Avg. Time Of Possession	28:43	31:17

SCORE BY PERIODS	1ST	2ND	3RD	4TH	OT	TOT
Browns	65	121	55	99	0	340
Opponents	52	58	28	66	0	204

SCORING	RU	PA	ST	DF	PAT	2RU	2PA	FG	SAF	TP
Stover, Matt	0	0	0	0	32/32	0	0	26/28	0	110

PASSING	ATT	CMP	YDS	PCT	AV/AT	TD	TD%	INT	INT%	LG	TKLD	RATING
Testaverde, Vinny	376	207	2,575	55.1	6.85	16	4.3	18	4.8	81t	12/83	70.7
Rypien, Mark	128	59	694	46.1	5.42	4	3.1	3	2.3	43	2/11	63.7
Jackson, Michael	2	0	0	0.0	0.00	0	0.0	0	0.0	0	0/0	39.6
Metcalf, Eric	1	0	0	0.0	0.00	0	0.0	0	0.0	0	0/0	39.6
Browns	507	266	3,269	52.5	6.45	20	3.9	21	4.1	81t	14/94	68.6
Opponents	587	325	3,425	55.4	5.83	13	2.2	18	3.1	44	38/268	67.1

Hoard, Leroy	5	4	0	0	0/0	0	0	0/0	0	54
Metcalf, Eric	2	3	2	0	0/0	0	0	0/0	0	42
Carrier, Mark	1	5	0	0	0/0	0	0	0/0	0	36
Alexander, Derrick	0	2	0	0	0/0	0	1	0/0	0	14
Testaverde, Vinny	2	0	0	0	0/0	0	0	0/0	0	12
Byner, Earnest	2	0	0	0	0/0	0	0	0/0	0	12
Jackson, Michael	0	2	0	0	0/0	0	0	0/0	0	12
Tupa, Tom	0	0	0	0	0/0	3	0	0/0	0	6
Baldwin, Randy	0	0	1	0	0/0	0	0	0/0	0	6
Turner, Eric	0	0	0	1	0/0	0	0	0/0	0	6
Hartley, Frank	0	1	0	0	0/0	0	0	0/0	0	6
Kinchen, Brian	0	1	0	0	0/0	0	0	0/0	0	6
Reeves, Walter	0	1	0	0	0/0	0	0	0/0	0	6
Hill, Travis	0	0	1	0	0/0	0	0	0/0	0	6
Vardell, Tommy	0	1	0	0	0/0	0	0	0/0	0	6
Browns	12	20	4	1	32/32	3	1	26/28	0	340
Opponents	9	13	0	0	19/19	0	1	17/26	0	204

**SACKS:** R. Burnett 10.0, A. Pleasant 4.5, D. Griffin 4.0, M. Perry 4.0, J. Jones 3.0, D. Footman 2.5, P. Johnson 2.0, F. Stams 2.0, C. Banks 1.5, G. Dixon 1.0, B. Johnson 1.0, B. Thompson 1.0, E. Turner 1.0 **Browns: 38.0, Opponents: 14.0**

RUSHING	NO	YDS	AVG	LG	TD
Hoard, Leroy	209	890	4.3	39	5
Metcalf, Eric	93	329	3.5	37t	2
Byner, Earnest	75	219	2.9	15	2
Baldwin, Randy	23	78	3.4	16	0
Testaverde, Vinny	21	37	1.8	12	2
Vardell, Tommy	15	48	3.2	9	0
Rypien, Mark	7	4	0.6	2	0
Alexander, Derrick	4	38	9.5	25	0
Carrier, Mark	1	14	14.0	14t	1
Jones, James	1	0	0.0	0	0
Browns	449	1,657	3.7	39	12
Opponents	465	1,669	3.6	41	9

RECEIVING	NO	YDS	AVG	LG	TD
Alexander, Derrick	48	828	17.3	81t	2
Metcalf, Eric	47	436	9.3	57t	3
Hoard, Leroy	45	445	9.9	65t	4
Carrier, Mark	29	452	15.6	43	5
Kinchen, Brian	24	232	9.7	38	1
Jackson, Michael	21	304	14.5	30	2
Vardell, Tommy	16	137	8.6	19	1
Byner, Earnest	11	102	9.3	30	0
McCardell, Keenan	10	182	18.2	34	0
Reeves, Walter	6	61	10.2	22	1
Baldwin, Randy	3	15	5.0	15	0
Hartley, Frank	3	13	4.3	8	1
Smith, Rico	2	61	30.5	50	0
Jones, James	1	1	1.0	1	0
Browns	266	3,269	12.3	81t	20
Opponents	325	3,425	10.5	44	13

INTERCEPTIONS	NO	YDS	AVG	LG	TD
Turner, Eric	9 <sup>A</sup>	199	22.1	93t	1
Jacobs, Tim	2	9	4.5	8	0
Langham, Antonio	2	2	1.0	2	0
Griffin, Don	2	2	1.0	2	0
Stams, Frank	1	7	7.0	7	0
Booth, Issac	1	4	4.0	4	0
Caldwell, Mike	1	0	0.0	0	0
Browns	18	223	12.4	93t	1
Opponents	21	225	10.7	49	0

PUNTING	NO	YDS	AVG	IN20	TB	LG	BLK
Tupa, Tom	80	3,211	40.1	27	8	65	0
Browns	80	3,211	40.1	27	8	65	0
Opponents	97	3,880	40.0	24	11	59	1

PUNT RETURNS	NO	FC	YDS	AVG	LG	TD
Metcalf, Eric	35	6	348	9.9	92t	2
Carrier, Mark	9	1	112	12.4	60	0
Caldwell, Mike	1	0	2	2.0	2	0
Turner, Eric	1	0	0	0.0	0	0
Browns	46	7	462	10.0	92t	2
Opponents	38	15	220	5.8	31	0

KICKOFF RETURNS	NO	YDS	AVG	LG	TD
Baldwin, Randy	28	753	26.9	85t	1
Metcalf, Eric	9	210	23.3	32	0
Kinchen, Brian	3	38	12.7	15	0
Hoard, Leroy	2	30	15.0	20	0
Browns	42	1,031	24.5	85t	1
Opponents	71	1,372	19.3	54	0

FIELD GOALS	1-19	20-29	30-39	40-49	50+	TOT
Stover, Matt	1/1	7/7	10/11	8/8	0/1	26/28
Browns	1/1	7/7	10/11	8/8	0/1	26/28
Opponents	0/0	6/7	7/9	4/8	0/2	17/26

<sup>A</sup> Tied NFL Lead

1995 (5-11)

<b>COACH:</b> Bill Belichick			
<b>DIVISION FINISH:</b> 4th AFC Central			
<b>1995 USUAL STARTING LINEUPS</b>			
<b>OFFENSE</b>		<b>DEFENSE</b>	
WR 81	Michael Jackson	LDE 90	Rob Burnett
LT 66	Tony Jones	LDT 73	Tim Good
LG 63	Wally Williams	RD 78	Dan Footman
C 61	Steve Everett	RDE 98	Anthony Pleasant
RG 72	Bob Dahl	LOLB 58	Carl Banks
RT 77	Orlando Brown	MLB 52	Pepper Johnson
TE 88	Brian Kinchen	ROLB 51	Gerald Dixon
TE 48	Frank Hartley	LCB 38	Antonio Langham
WR 80	Andre Rison	RCB 28	Don Griffin
QB 12	Vinny Testaverde	SS 27	Stevon Moore
RB 33	Leroy Hoard	FS 29	E. Turner, 43 V. Adams
<b>RADIO ANNOUNCERS:</b>			
Casey Coleman, Doug Dieken, Jim Mueller (WKNR 1220 AM, WDOK 102.1 FM)			

DATE	RESULT	OPPONENT	ATT
9/3	L, 14-17	at New England Patriots	60,126
9/10	W, 22-6	Tampa Bay Buccaneers	61,083
9/17	W, 14-7	at Houston Oilers	36,077
9/24	W, 35-17	Kansas City Chiefs	74,280
10/2	L, 19-22	Buffalo Bills	76,211
10/8	L, 20-38	at Detroit Lions	74,171
10/22	L, 15-23	Jacksonville Jaguars	64,405
10/29	W, 29-26 (OT)	at Cincinnati Bengals	58,639
11/5	L, 10-37	Houston Oilers	57,881
11/13	L, 3-20	at Pittsburgh Steelers	58,675
11/19	L, 20-31	Green Bay Packers	55,388
11/26	L, 17-20	Pittsburgh Steelers	67,269
12/3	L, 13-31	at San Diego Chargers	56,358
12/9	L, 11-27	at Minnesota Vikings	47,984
12/17	W, 26-10	Cincinnati Bengals	55,875
12/24	L, 21-24	at Jacksonville Jaguars	66,007

TEAM STATISTICS	BROWNS	OPPONENT
Total First Downs	293	342
Rushing	83	112
Passing	189	200
Penalty	21	30
3rd Down: Made/Att	85/211	112/226
3rd Down Pct.	40.3%	49.6%
4th Down: Made/Att	10/21	7/14
4th Down Pct.	47.6%	50.0%
Total Net Yards	5,076	5,648
Avg. Per Game	317.3	353.0
Total Plays	985	1,082
Avg. Per Play	5.2	5.2
Net Yards Rushing	1,482	1,826
Avg. Per Game	92.6	114.1
Total Rushes	398	480
Net Yards Passing	3,594	3,822
Avg. Per Game	224.6	238.9
Sacked/Yards Lost	32/178	29/191
Gross Yards	3,772	4,013
Attempts/Completions	555/324	573/360
Completion Pct.	58.4%	62.8%
Had Intercepted	20	17
Punts/Avg.	65/43.6	59/41.7
Net Punting Avg.	65/39.0	59/37.4
Penalties/Yards Lost	107/966	108/736
Fumbles/Ball Lost	29/9	20/11
Touchdowns	29	40
Rushing	5	15
Passing	21	23
Returns	3	2
Avg. Time Of Possession	28:24	31:36

SCORE BY PERIODS	1ST	2ND	3RD	4TH	OT	TOT
Browns	37	97	59	93	3	— 289
Opponents	89	91	43	133	0	— 356

SCORING	RU	PA	ST	DF	PAT	2RU	2PA	FG	SAP	TF
Stover, Matt	0	0	0	0	26/26	0	0	29/33	0	113
Jackson, M.	0	9	0	0	0/0	0	0	0/0	0	54
McCardell, K.	0	4	0	0	0/0	0	0	0/0	0	24
Byner, Earnest	2	2	0	0	0/0	0	0	0/0	0	24
Rison, Andre	0	3	0	0	0/0	0	0	0/0	0	18
Testaverde, V.	2	0	0	0	0/0	0	0	0/0	0	12
Reeves, Walter	0	1	0	0	0/0	0	0	0/0	0	6
Alexander, D.	0	0	1	0	0/0	0	0	0/0	0	6
Smith, Rico	0	1	0	0	0/0	0	0	0/0	0	6

PASSING	ATT	CMP	YDS	PCT	AV/AT	TD	TD%	INT	INT%	LG	TKLD	RATNG
Testaverde, Vinny	392	241	2,883	61.5	7.35	17	4.3	10	2.6	70t	17/87	87.8
Zeier, Eric	161	82	864	50.9	5.37	4	2.5	9	5.6	59	15/91	51.9
Tupa, Tom	1	1	25	100.0	25.00	0	0.0	0	0.0	25	0/0	118.8
Jackson, Michael	1	0	0	0.0	0.00	0	0.0	1	100.0	0	0/0	0.0
Browns	555	324	3,772	58.4	6.80	21	3.8	20	3.6	70t	32/178	76.6
Opponents	573	360	4,013	62.8	7.00	23	4.0	17	3.0	52	29/191	84.6

Caldwell, Mike	0	0	0	1	0/0	0	0	0/0	0	6
Dixon, Gerald	0	0	0	1	0/0	0	0	0/0	0	6
Hartley, Frank	0	1	0	0	0/0	0	0	0/0	0	6
White, Lorenzo	1	0	0	0	0/0	0	0	0/0	0	6
Zeier, Eric	0	0	0	0	0/0	1	0	0/0	0	2
Browns	5	21	1	2	26/26	1	0	29/33	0	289
Opponents	15	23	0	2	34/36	1	1	26/34	0	356
<b>SACKS:</b> A. Pleasant 8.0, R. Burnett 7.5, D. Footman 5.0, P. Johnson 2.0, M. Frederick 1.5, R. McKenzie 1.5, C. Banks 1.0, D. Hall 1.0, S. Moore 1.0, P. Sagapolutele 0.5										
<b>Browns: 29.0 Opponents: 32.0</b>										

RUSHING	NO	YDS	AVG	LG	TD
Hoard, Leroy	136	547	4.0	25	0
Byner, Earnest	115	432	3.8	23	2
White, Lorenzo	62	163	2.6	11	1
Hunter, Earnest	30	100	3.3	15	0
Testaverde, Vinny	18	62	3.4	14	2
Zeier, Eric	15	80	5.3	17	0
Powers, Ricky	14	51	3.6	15	0
Vardell, Tommy	4	9	2.3	6	0
Rison, Andre	2	0	0.0	5	0
Alexander, Derrick	1	29	29.0	29	0
Tupa, Tom	1	9	9.0	9	0
Browns	398	1,482	3.7	29	5
Opponents	480	1,826	3.8	75t	15

RECEIVING	NO	YDS	AVG	LG	TD
Byner, Earnest	61	494	8.1	29t	2
McCardell, Keenan	56	709	12.7	36	4
Rison, Andre	47	701	14.9	59	3
Jackson, Michael	44	714	16.2	70t	9
Kinchen, Brian	20	216	10.8	41	0
Bishop, Harold	16	135	8.4	21	0
Alexander, Derrick	15	216	14.4	40	0
Smith, Rico	13	173	13.3	29t	1
Hoard, Leroy	13	103	7.9	24	0
Hartley, Frank	11	137	12.5	23	1
White, Lorenzo	8	64	8.0	28	0
Vardell, Tommy	6	18	3.0	7	0
Reeves, Walter	6	12	2.0	3	1
Hunter, Earnest	5	42	8.4	17	0
Riddick, Louis	1	25	25.0	25	0
Testaverde, Vinny	1	7	7.0	7	0
Powers, Ricky	1	6	6.0	6	0
Browns	324	3,772	11.6	70t	21
Opponents	360	4,013	11.1	52	23

INTERCEPTIONS	NO	YDS	AVG	LG	TD
Moore, Stevon	5	55	11.0	28	0
Dixon, Gerald	2	48	24.0	30	1
Hall, Dana	2	41	20.5	36	0
Langham, Antonio	2	29	14.5	29	0
Caldwell, Mike	2	24	12.0	24t	1
Johnson, Pepper	2	22	11.0	22	0
Booth, Issac	1	11	11.0	11	0
Griffin, Don	1	0	0.0	0	0
Browns	17	230	13.5	36	2
Opponents	20	276	13.8	76	2

PUNTING	NO	YDS	AVG	IN20	TB	LG	BLK
Tupa, Tom	65	2,831	43.6	18	9	64	0
Browns	65	2,831	43.6	18	9	64	0
Opponents	59	2,462	41.7	18	9	61	0

PUNT RETURNS	NO	FC	YDS	AVG	LG	TD
Alexander, Derrick	9	0	122	13.6	69t	1
McCardell, Keenan	13	14	93	7.2	17	0
Hunter, Earnest	3	0	40	13.3	17	0
Griffin, Don	0	2	0	0.0	0	0
Browns	25	16	255	10.2	69t	1
Opponents	34	9	296	8.7	56	0

KICKOFF RETURNS	NO	YDS	AVG	LG	TD
Hunter, Earnest	23	508	22.1	37	0
Alexander, Derrick	21	419	20.0	42	0
Bates, Michael	9	176	19.6	38	0
McCardell, Keenan	9	161	17.9	28	0
Byner, Earnest	5	98	19.6	27	0
Powers, Ricky	3	54	18.0	20	0
Frederick, Mike	2	16	8.0	11	0
Hoard, Leroy	1	13	13.0	13	0
Dixon, Gerald	1	10	10.0	10	0
Browns	74	1,455	19.7	42	0
Opponents	63	1,172	18.6	45	0

FIELD GOALS	1-19	20-29	30-39	40-49	50+	TOT
Stover, Matt	1/1	12/12	9/10	7/9	0/1	29/33
Browns	1/1	12/12	9/10	7/9	0/1	29/33
Opponents	0/0	9/12	12/12	4/7	1/3	26/34

1999 (2-14)

<b>COACH: Chris Palmer</b>			
<b>DIVISION FINISH: 6th AFC Central</b>			
<b>1999 USUAL STARTING LINEUPS</b>			
<b>OFFENSE</b>		<b>DEFENSE</b>	
WR 85	Kevin Johnson	LE 53	John Thierry
LT 75	Lomas Brown	LT 73	Darius Holland
LG 71	Jim Pyne	RT 67	John Jurkovic
C 64	Dave Wohlabaugh	RE 94	Derrick Alexander
RG 79	Scott Rehberg	LLB 55	Rahim Abdullah
RT 77	Orlando Brown	MLB 58	Wali Rainer
TE 82	Irv Smith	RLB 95	Jamir Miller
WR 86	Leslie Shepherd	LCB 47	Ryan McNeil
84	Darrin Chiaverini	RCB 33	Daylon McCutcheon
QB 2	Tim Couch	SS 23	Marquez Pope
RB 42	Terry Kirby	FS 24	Corey Fuller
FB 44	Marc Edwards		
<b>RADIO ANNOUNCERS:</b>			
Jim Donovan, Doug Dieken (WMJI 105.7 FM, WTAM 1100 AM)			

DATE	RESULT	OPPONENT	ATT
9/12	L, 0-43	Pittsburgh Steelers	73, 138
9/19	L, 9-26	at Tennessee Titans	65,904
9/26	L, 10-17	at Baltimore Ravens	68,803
10/3	L, 7-19	New England Patriots	72,368
10/10	L, 17-18	Cincinnati Bengals	73,048
10/17	L, 7-24	at Jacksonville Jaguars	62,047
10/24	L, 3-34	at St. Louis Rams	65,866
10/31	W, 21-16	at New Orleans Saints	48,817
11/7	L, 9-41	Baltimore Ravens	72,898
11/14	W, 16-15	at Pittsburgh Steelers	58,213
11/21	L, 17-31	Carolina Panthers	72,818
11/28	L, 21-33	Tennessee Titans	72,008
12/5	L, 10-23	at San Diego Chargers	53,147
12/12	L, 28-44	at Cincinnati Bengals	59,972
12/19	L, 14-24	Jacksonville Jaguars	72,038
12/26	L, 28-29	Indianapolis Colts	72,618

TEAM STATISTICS	BROWNS	OPPONENT
Total First Downs	220	368
Rushing	64	161
Passing	134	187
Penalty	22	20
3rd Down: Made/Att	59/203	110/235
3rd Down Pct.	29.1%	46.8%
4th Down: Made/Att	9/13	8/13
4th Down Pct.	69.2%	61.5%
Possession Avg.	23:38	36:22
Total Net Yards	3,762	6,046
Avg. Per Game	235.1	377.9
Total Plays	865	1,158
Avg. Per Play	4.3	5.2
Net Yards Rushing	1,150	2,736
Avg. Per Game	71.9	171.0
Total Rushes	313	610
Net Yards Passing	2,612	3,310
Avg. Per Game	163.3	206.9
Sacked/Yards Lost	60/385	25/147
Gross Yards	2,997	3,457
Att./Completions	492/271	523/331
Completion Pct.	55.1%	63.3%
Had Intercepted	15	8
Punts/Av.	106/43.8	66/40.9
Net Punting Avg.	106/34.6	66/37.3
Penalties/Yards Lost	92/714	88/776
Fumbles/Ball Lost	29/16	25/12
Touchdowns	28	49
Rushing	9	29
Passing	19	17
Returns	0	3

SCORE BY PERIODS	1ST	2ND	3RD	4TH	OT	TOT
Browns	37	77	43	60	0	— 217
Opponents	75	146	99	117	0	— 437

SCORING	RU	PA	ST	DF	PAT	2RU	2PA	FG	SAF	TP
Kirby, Terry	6	3	0	0	0	0	0	0	0	54
Dawson, Phil	1	0	0	0	23/24	0	0	8/12	0	53
Johnson, Kevin	0	8	0	0	0	0	0	0	0	48
Chiaverini Darrin	0	4	0	0	0	0	0	0	0	24
Edwards, Marc	2	0	0	0	0	0	0	0	0	12
Couch, Tim	1	0	0	0	0	1	0	0	0	8

PASSING	ATT	CMP	YDS	PCT	AV/AT
Couch, Tim	399	223	2,447	55.9	6.13
Detmer, Ty	91	47	548	51.6	6.02
Johnson, Kevin	1	0	0	0.0	0.00
Kirby, Terry	1	1	2	100.0	2.00
Browns	492	271	2,997	55.1	6.09
Opponents	523	331	3,457	63.3	6.61

Abdul-Jabbar, K.	0	1	0	0	0	0	0	0	0	6
Detmer, Ty	1	0	0	0	0	0	0	0	0	6
Smith, Irv	0	1	0	0	0	0	0	0	0	6
Browns	9	19	0	0	23/24	1	0	8/12	0	217
Opponents	29	17	2	1	40/41	0	1	33/39	1	437
<b>SACKS:</b> J.Thierry 7.0, J.Miller 4.5, D.Alexander 2.5, R.Barker 2.0, D.Holland 2.0, H.McCormack 2.0, D.McCutcheon 1.0, R.McNeil 1.0, A.Miller 1.0, J.Ball 1.0, W.Rainer 1.0										
<b>1.0 Browns: 25.0, Opponents: 60.0</b>										

RUSHING	NO	YDS	AVG	LG	TD
Kirby, Terry	130	452	3.5	28	6
Abdul-Jabbar, K.	115	350	3.0	21	0
Couch, Tim	40	267	6.7	40	1
Detmer, Ty	6	38	6.3	11	1
Edwards, Marc	6	35	5.8	28	0
Jones, George	8	15	1.9	9	0
Shepherd, Leslie	1	5	5.0	5	0
Dawson, Phil	1	4	4.0	4t	1
Salaam, Rashaan	1	2	2.0	2	0
Shaw, Sedrick	3	2	0.7	3	0
Johnson, Kevin	1	-6	-6.0	-6	0
Powell, Ronnie	1	-14	-14.0	-14	0
Browns	313	1,150	3.7	40	9
Opponents	610	2,736	4.5	52t	29

RECEIVING	NO	YDS	AVG	LG	TD
Johnson, Kevin	66	986	14.9	64t	8
Kirby, Terry	58	528	9.1	78t	3
Chiaverini, Darrin	44	487	11.1	28t	4
Edwards, Marc	27	212	7.9	27t	2
Smith, Irv	24	222	9.3	22	1
Shepherd, Leslie	23	274	11.9	36	0
Abdul-Jabbar, K.	13	59	4.5	21	1
Campbell, Marc	9	131	14.6	21	0
Davis, Zola	2	38	19.0	25	0
Shaw, Sedrick	2	8	4.0	7	0
Powell, Ronnie	1	45	45.0	45	0
Dunn, David	1	4	4.0	4	0
Bobo, Orlando	1	3	3.0	3	0
Browns	271	2,997	11.1	78t	19
Opponents	331	3,457	10.4	54t	17

INTERCEPTIONS	NO	YDS	AVG	LG	TD
Pope, Marquez	2	15	7.5	13	0
Barker, Roy	1	14	14.0	14	0
McCutcheon, Daylon	1	12	12.0	12	0
Thierry, John	1	8	8.0	8	0
Jones, Lenoy	1	3	3.0	3	0
Abdullah, Rahim	1	0	0.0	0	0
Little, Earl	1	0	0.0	0	0
Browns	8	52	6.5	14	0
Opponents	15	153	10.2	66t	1

PUNTING	NO	YDS	AVG	IN20	TB	LG	BLK
Gardocki, Chris	106	4,645	43.8	20	11	61	0
Browns	106	4,645	43.8	20	11	61	0
Opponents	66	2,702	40.9	24	4	59	1

PUNT RETURNS	NO	FC	YDS	AVG	LG	TD
Johnson, Kevin	19	10	128	6.7	15	0
Dunn, David	4	1	25	6.3	13	0
Gibson, Damon	2	2	9	4.5	8	0
Browns	25	13	162	6.5	15	0
Opponents	68	15	762	11.2	81t	2

KICKOFF RETURNS	NO	YDS	AVG	LG	TD
Powell, Ronnie	44	986	22.4	43	0
Kirby, Terry	11	230	20.9	28	0
Dunn, David	9	180	20.0	27	0
Hill, Madre	8	137	17.1	27	0
Saleh, Tarek	5	43	8.6	14	0
Campbell, Marc	3	28	9.3	10	0
Smith, Irv	3	15	5.0	10	0
Chiaverini, Darrin	2	35	17.5	22	0
Little, Earl	2	34	17.0	20	0
Johnson, Kevin	1	25	25.0	25	0
Jones, George	1	12	12.0	12	0
Browns	89	1,725	19.4	43	0
Opponents	42	764	18.2	55	0

FIELD GOALS	1-19	20-29	30-39	40-49	50+	TOT
Dawson, Phil	0/0	2/2	3/5	3/5	0/0	8/12
Browns	0/0	2/2	3/5	3/5	0/0	8/12
Opponents	4/4	13/13	6/7	10/15	0/0	33/39

PASSING	ATT	CMP	YDS	PCT	AV/AT	TD	TD%	INT	INT%	LG	TKLD	RATNG
Couch, Tim	399	223	2,447	55.9	6.13	15	3.8	13	3.3	78t	56/359	73.2
Detmer, Ty	91	47	548	51.6	6.02	4	4.4	2	2.2	35	4/26	75.7
Johnson, Kevin	1	0	0	0.0	0.00	0	0.0	0	0.0	0	0/0	39.6
Kirby, Terry	1	1	2	100.0	2.00	0	0.0	0	0.0	2	0/0	79.2
Browns	492	271	2,997	55.1	6.09	19	3.9	15	3.0	78t	60/385	73.5
Opponents	523	331	3,457	63.3	6.61	17	3.3	8	1.5	54t	25/147	86.8

2000 (3-13)

<b>COACH:</b> Chris Palmer	
<b>DIVISION FINISH:</b> 6th AFC Central	
<b>2000 USUAL STARTING LINEUPS</b>	
<b>OFFENSE</b>	<b>DEFENSE</b>
WR 85 Kevin Johnson	LE 92 Courtney Brown
LT 72 Roman Oben	LT 99 Orpheus Roye
LG 65 Jim Bundren	RT 93 Stalin Colinet
75 Steve Zahursky	RE 95 Keith McKenzie
C 64 Dave Wohlabaugh	LLB 95 J. Miller, 53 R. Abdullah
60 Shaun O'Hara	MLB 58 Wail Rainer
RG 61 Everett Lindsay	RLB 55 M. Moore, 95 J. Miller
RT 75 Steve Zahursky	LCB 24 Corey Fuller
74 James Brown	RCB 33 Daylon McCutcheon
TE 80 Aaron Shea	SS 21 Marquis Smith
83 Mark Campbell	FS 43 Percy Ellsworth
WR 82 David Patten	
86 Dennis Northcutt	
QB 2 T. Couch, 18 D. Pederson	
RB 23 E. Rhett, 41 T. Prentice	
FB 44 Marc Edwards	
<b>RADIO ANNOUNCERS:</b>	
Jim Donovan, Doug Dieken (WMJL 105.7 FM, WTAM 1100 AM)	

DATE	RESULT	OPPONENT	ATT
9/3	L, 7-27	Jacksonville Jaguars	72,418
9/10	W, 24-7	at Cincinnati Bengals	64,006
9/17	W, 23-20	Pittsburgh Steelers	73,018
9/24	L, 10-36	at Oakland Raiders	45,702
10/1	L, 0-12	Baltimore Ravens	73,018
10/8	L, 21-29	at Arizona Cardinals	39,148
10/15	L, 10-44	at Denver Broncos	75,811
10/22	L, 0-22	at Pittsburgh Steelers	57,659
10/29	L, 3-12	Cincinnati Bengals	73,118
11/5	L, 3-24	New York Giants	72,718
11/12	W, 19-11	New England Patriots	72,618
11/19	L, 10-24	at Tennessee Titans	68,498
11/26	L, 7-44	at Baltimore Ravens	68,361
12/3	L, 0-48	at Jacksonville Jaguars	51,262
12/10	L, 24-35	Philadelphia Eagles	72,318
12/17	L, 0-24	Tennessee Titans	72,318

TEAM STATISTICS	BROWNS	OPPONENT
Total First Downs	176	343
Rushing	53	147
Passing	110	169
Penalty	13	27
3rd Down: Made/Att	58/210	98/227
3rd Down Pct.	27.6%	43.2%
4th Down: Made/Att	6/19	11/17
4th Down Pct.	31.6%	64.7%
Possession Avg.	23.38	36.22
Total Net Yards	3,530	5,643
Avg. Per Game	220.6	352.7
Total Plays	859	1,122
Avg. Per Play	4.1	5.0
Net Yards Rushing	1,085	2,505
Avg. Per Game	67.8	156.6
Total Rushes	336	594
Net Yards Passing	2,445	3,138
Avg. Per Game	152.8	196.1
Sacked/Yards Lost	40/283	42/270
Gross Yards	2,728	3,408
Att./Completions	483/278	486/262
Completion Pct.	57.6%	53.9%
Had Intercepted	19	12
Punts/Avg.	108/45.5	68/42.2
Net Punting Avg.	108/37.3	68/35.8
Penalties/Yards Lost	103/925	71/626
Fumbles/Ball Lost	21/9	27/13
Touchdowns	17	46
Rushing	7	26
Passing	9	18
Returns	1	2

SCORE BY PERIODS	1ST	2ND	3RD	4TH	OT	TOT
Browns	51	45	32	33	0	161
Opponents	46	176	115	82	0	419

SCORING	RU	PA	ST	DF	PAT	2RU	2PA	FG	SAF	TP
Dawson, Phil	0	0	0	0	17/17	0	0	14/17	0	59
Prentice, Travis	7	1	0	0	0	0	0	0	0	48
Edwards, Marc	0	2	0	0	0	0	0	0	0	12
Shea, Aaron	0	2	0	0	0	0	0	0	0	12
Campbell, Mark	0	1	0	0	0	0	0	0	0	6

PASSING	ATT	CMP	YDS	PCT	AV/AT
Couch, Tim	215	137	1,483	63.7	6.90
Pederson, Doug	210	117	1,047	55.7	4.99
Wynn, Spergon	54	22	167	40.7	3.09
Johnson, Kevin	3	1	23	33.3	7.67
Thompson, Kevin	1	1	8	100.0	8.00
Browns	483	278	2,728	57.6	5.65
Opponents	486	262	3,408	53.9	7.01

Chiaverini, Darrin	0	1	0	0	0	0	0	0	6
Dawson, JaJuan	0	1	0	0	0	0	0	0	6
Ellsworth, Percy	0	0	1	0	0	0	0	0	6
Patten, David	0	1	0	0	0	0	0	0	6
Browns	7	9	0	1	17/17	1	0	14/17	0 161
Opponents	26	18	0	2	44/44	1	0	31/34	2 419

SACKS: K. McKenzie 8.5, J. Miller 5.5, C. Brown 5.0, S. Colinet 3.5, D. McCutcheon 3.0, L. Jones 2.5, M. Spriggs 2.0, W. Rainer 2.0, R. Abdullah 2.0, T. Rogers 2.0, A. Miller 1.0, O. Roye 1.0, M. Thompson 1.0, M. Smith 1.0, M. Moore 1.0, D. Holland 1.0

Browns: 40.0, Opponents: 42.0

RUSHING	NO	YDS	AVG	LG	TD
Prentice, Travis	173	512	3.0	17	7
Rhett, Erriat	71	258	3.6	42	0
White, Jamal	47	145	3.1	14	0
Pederson, Doug	18	68	3.8	15	0
Couch, Tim	12	45	3.8	31	0
Northcutt, Dennis	9	33	3.7	13	0
Wynn, Spergon	3	15	5.0	11	0
Edwards, Marc	2	9	4.5	6	0
Thompson, Kevin	1	0	0.0	0	0
Floyd, Chris	2	-1	-5.0	0	0
Browns	336	1,085	3.2	42	7
Opponents	594	2,505	4.2	36t	26

RECEIVING	NO	YDS	AVG	LG	TD
Johnson, Kevin	57	669	11.7	79	0
Northcutt, Dennis	39	422	10.8	37	0
Patten, David	38	546	14.4	65	1
Prentice, Travis	37	191	5.2	13	1
Shea, Aaron	30	302	10.1	37	2
Edwards, Marc	16	128	8.0	21t	2
Rhett, Erriat	14	78	5.6	16	0
White, Jamal	13	100	7.7	25	0
Campbell, Mark	12	80	6.7	17	1
Dawson, JaJuan	9	97	10.8	26	1
Chiaverini, Darrin	8	68	8.5	18	1
Brown, Bobby	2	14	7.0	8	0
Saleh, Tarek	1	22	22.0	22	0
Floyd, Chris	1	21	21.0	21	0
Dunn, Damon	1	6	6.0	6	0
Jackson, Lenzie	1	5	5.0	5	0
Browns	278	2,728	9.8	79	9
Opponents	262	3,408	13.0	61	18

INTERCEPTIONS	NO	YDS	AVG	LG	TD
Fuller, Corey	3	0	0.0	0	0
Ellsworth, Percy	1	33	33.0	33t	1
McCutcheon, Daylon	1	20	20.0	20	0
Little, Earl	1	7	7.0	7	0
Rainer, Wali	1	5	5.0	5	0
Moore, Marty	1	3	3.0	3	0
Chapman, Lamar	1	0	0.0	0	0
Holland, Darius	1	0	0.0	0	0
Miller, Jamir	1	0	0.0	0	0
Sanders, Lewis	1	0	0.0	0	0
Browns	12	68	5.7	33t	1
Opponents	19	228	12.0	46t	2

PUNTING	NO	YDS	AVG	IN20	TB	LG	BLK
Gardocki, Chris	108	4,919	45.5	25	5	67	0
Browns	108	4,919	45.5	25	5	67	0
Opponents	68	2,868	42.2	18	7	69	0

PUNT RETURNS	NO	FC	YDS	AVG	LG	TD
Northcutt, Dennis	27	12	289	10.7	30	0
Barnes, Rashidi	1	0	0	0.0	0	0
Chapman, Lamar	1	2	5	5.0	5	0
Dunn, Damon	1	0	0	0.0	0	0
Browns	29	14	294	10.1	30	0
Opponents	69	10	793	11.5	54	0

KICKOFF RETURNS	NO	YDS	AVG	LG	TD
White, Jamal	43	935	21.7	40	0
Patten, David	22	469	21.3	62	0
Jackson, Lenzie	9	168	18.7	30	0
Saleh, Tarek	4	46	11.5	15	0
Campbell, Mark	3	30	10.0	13	0
Dunn, Damon	2	35	17.5	21	0
Little, Earl	2	20	10.0	12	0
Burnett, Chester	1	18	18.0	18	0
Edwards, Marc	1	24	24.0	24	0
Santiago, O.J.	1	13	13.0	13	0
Browns	85	1,710	20.1	62	0
Opponents	42	1,012	24.1	62	0

FIELD GOALS	1-19	20-29	30-39	40-49	50+	TOT
Dawson, Phil	3/3	4/4	5/5	2/5	0/0	14/17
Browns	3/3	4/4	5/5	2/5	0/0	14/17
Opponents	0/0	9/9	13/13	8/10	1/2	31/34

PASSING	TD	TD%	INT	INT%	LG	TKLD	RATING
Couch, Tim	7	3.3	9	4.2	79	10/78	77.3
Pederson, Doug	2	1.0	8	3.8	67	17/116	56.6
Wynn, Spergon	0	0.0	1	1.9	32	13/89	41.2
Johnson, Kevin	0	0.0	1	33.3	23	0/0	22.2
Thompson, Kevin	0	0.0	0	0.0	8	0/0	100.0
Browns	9	1.9	19	3.9	79	40/283	63.4
Opponents	18	3.7	12	2.5	61	43/276	78.3



2001 (7-9)

COACH: Butch Davis			
DIVISION FINISH: 3rd AFC Central			
2001 USUAL STARTING LINEUPS			
OFFENSE		DEFENSE	
WR 85	Kevin Johnson	LE 78	T. Rogers, 99 O. Roye
LT 72	R. Oben, 77 R. Verba	LT 94	Gerard Warren
LG 77	R. Verba, 60 S. O'Hara	RT 93	Mark Smith
C 64	Dave Wohlabaugh	99	Orpheus Roye
RG 66	Jeremy McKinney	RE 92	Courtney Brown
63	Brad Bedell	90	Keith McKenzie
RT 69	Roger Chanoine	WLB 57	Dwayne Rudd
TE 82	Rickey Dudley	MLB 58	Wali Rainer
87	O. J. Santiago	SLB 95	Jamir Miller
WR 81	Quincy Morgan	LCB 24	Corey Fuller
86	Dennis Northcutt	RCB 33	Daylon McCutcheon
QB 2	Tim Couch	SS 21	Earl Little
RB 29	J. Jackson, 30 J. White	FS 43	Percy Ellsworth
HB 44	M. Sellers, 80 A. Shea	23	Devin Bush
RADIO ANNOUNCERS:			
Jim Donovan, Doug Dieken (WJMI 105.7 FM, WTAM 1100 AM)			

DATE	RESULT	OPPONENT	ATT
9/9	L, 6-9	Seattle Seahawks	72,318
9/23	W, 24-14	Detroit Lions	73,168
9/30	W, 23-14	at Jacksonville Jaguars	57,875
10/14	W, 20-16	San Diego Chargers	73,018
10/14	L, 14-24	at Cincinnati Bengals	64,217
10/21	W, 24-14	Baltimore Ravens	72,818
11/4	L, 21-27 (OT)	at Chicago Bears	66,944
11/11	L, 12-15 (OT)	Pittsburgh Steelers	73,218
11/18	W, 27-17	at Baltimore Ravens	69,353
11/25	W, 18-0	Cincinnati Bengals	72,918
12/2	L, 15-31	Tennessee Titans	72,818
12/9	L, 16-27	at New England Patriots	60,292
12/16	L, 10-15	Jacksonville Jaguars	72,818
12/23	L, 7-30	at Green Bay Packers	59,824
12/30	W, 41-38	at Tennessee Titans	68,798
1/6	L, 7-28	at Pittsburgh Steelers	59,189

TEAM STATISTICS	BROWNS	OPPONENT
Total First Downs	238	295
Rushing	78	112
Passing	139	161
Penalty	21	22
3rd Down: Made/Att	68/210	88/235
3rd Down Pct.	32.4%	37.4%
4th Down: Made/Att	6/12	8/23
4th Down Pct.	50.0%	34.8%
Possession Avg.	28:16	31:44
Total Net Yards	4,152	5,297
Avg. Per Game	259.5	331.1
Total Plays	934	1,089
Avg. Per Play	4.4	4.9
Net Yards Rushing	1,351	2,208
Avg. Per Game	84.4	138.0
Total Rushes	417	494
Net Yards Passing	2,801	3,089
Avg. Per Game	175.1	193.1
Sacked/Yards Lost	51/353	43/288
Gross Yards	3,154	3,377
Att./Completions	466/279	552/309
Completion Pct.	59.9%	56.0%
Had Intercepted	21	33
Punts/Average	99/42.9	74/43.2
Net Punting Avg.	99/34.6	74/37.7
Penalties/Yards	94/825	103/779
Fumbles/Ball Lost	24/12	35/9
Touchdowns	31	35
Rushing	8	11
Passing	18	18
Returns	5	6

SCORE BY PERIODS	1ST	2ND	3RD	4TH	OT	TOT
Browns	77	83	51	74	0	285
Opponents	62	73	89	86	9	319

SCORING	RU	PA	ST	DF	PAT	2RU	2PA	FG	SAF	TP
Dawson, Phil	0	0	0	0	29/30	0	0	22/25	0	95
Johnson, Kevin	0	9	0	0	0	0	0	0	0	54
White, Jamal	5	1	0	0	0	1	0	0	0	38
Jackson, James	2	0	0	0	0	0	0	0	0	12
Morgan, Quincy	0	2	0	0	0	0	0	0	0	12
Santiago, O.J.	0	2	0	0	0	0	0	0	0	12
Sellers, Mike	0	2	0	0	0	0	0	0	0	6
Brown, Bobby	0	0	0	1	0	0	0	0	0	6
Bush, Devin	0	0	0	1	0	0	0	0	0	6

PASSING	ATT	CMP	YDS	PCT	AV/AT	TD	TD%	INT	INT%	LG	TKLD	RATING
Couch, Tim	454	272	3,040	59.9	6.70	17	3.7	21	4.6	78	51/353	73.1
Holcomb, Kelly	12	7	114	58.3	9.50	1	8.3	0	0.0	25	0/0	118.1
Browns	466	279	3,154	59.9	6.77	18	3.9	21	4.5	78	51/353	74.3
Opponents	552	309	3,377	56.0	6.12	18	3.3	33	6.0	71t	43/288	60.2

Dawson, Julian	0	1	0	0	0	0	0	0	0	6
Fuller, Corey	0	0	0	1	0	0	0	0	0	6
Gay, Ben	1	0	0	0	0	0	0	0	0	6
Henry, Anthony	0	0	0	1	0	0	0	0	0	6
McCutcheon, D.	0	0	0	1	0	0	0	0	0	6
O'Hara, Shawn	0	1	0	0	0	0	0	0	0	6
Roye, Orpheus	0	0	0	0	0	0	0	0	1	2
Browns	8	18	0	5	29/30	1	0	22/25	1	285
Opponents	11	18	2	4	30/32	0	2	25/34	0	319
<b>SACKS:</b> J.Miller 13.0, T.Rogers 6.0, G.Warren 5.0, C.Brown 4.5, G.Spikes 4.0, K.McKenzie 3.0, M.Smith 2.0, D.McCutcheon 2.0, W.Rainer 1.0, E.Little 1.0, P.Ellsworth 1.0, D.Rudd 0.5 <b>Browns: 43.0, Opponents: 51.0</b>										

RUSHING	NO	YDS	AVG	LG	TD
Jackson, James	195	554	2.8	22	2
White, Jamal	126	443	3.5	51	5
Gay, Ben	51	172	3.4	40	1
Couch, Tim	38	128	15.4	15	0
Morgan, Quincy	2	27	13.5	23	0
Northcutt, Dennis	3	26	8.7	12	0
Frost, Scott	1	1	1.0	1	0
Holcomb, Kelly	1	0	0.0	0	0
Browns	417	1,351	3.2	51	8
Opponents	494	2,208	4.5	54	11

RECEIVING	NO	YDS	AVG	LG	TD
Johnson, Kevin	84	1,097	13.1	55t	9
White, Jamal	44	418	9.5	45	1
Morgan, Quincy	30	432	14.4	78	2
Dawson, Julian	22	281	12.8	44	1
Northcutt, Dennis	18	211	11.7	26	0
Santiago, O.J.	17	153	9.0	27	2
Shea, Aaron	14	86	6.1	12	0
King, Andre	11	149	13.5	48	0
Dudley, Rickey	9	115	12.8	27	0
Sellers, Mike	7	73	10.4	28	2
German, Jammi	7	65	9.3	18	0
Jackson, James	7	56	8.0	16	0
Gay, Ben	4	11	2.8	7	0
Moreland, Jake	3	15	5.0	6	0
O'Hara, Shawn	1	2	2.0	2t	1
Couch, Tim	1	-10	-10.0	-10	0
Browns	279	3,154	11.3	78	18
Opponents	309	3,377	10.9	71t	18

INTERCEPTIONS	NO	YDS	AVG	LG	TD
Henry, Anthony	10^A	177	17.7	97t	1
Little, Earl	5	33	6.6	15	0
McCutcheon, Daylon	4	62	15.5	32t	1
Fuller, Corey	3	82	27.3	49t	1
Jackson, Ray	3	52	17.3	52	0
Bush, Devin	2	62	31.0	43t	1
Boyer, Brant	2	12	6.0	8	0
Ellsworth, Percy	1	19	19.0	19	0
Miller, Jamir	1	0	0.0	0	0
Roye, Orpheus	1	0	0.0	0	0
Rudd, Dwayne	1	0	0.0	0	0
Browns	33	499	15.1	97t	4
Opponents	21	242	11.5	69t	3

PUNTING	NO	YDS	AVG	IN20	TB	LG	BLK
Gardocki, Chris	99	4,249	42.9	25	9	69	0
Browns	99	4,249	42.9	25	9	69	0
Opponents	74	3,198	43.2	28	8	68	0

PUNT RETURNS	NO	FC	YDS	AVG	LG	TD
Northcutt, Dennis	15	9	86	5.7	32	0
Johnson, Kevin	14	6	117	8.4	24	0
Chapman, Lamar	1	0	1	1.0	1	0
Jackson, Ray	1	0	43	43.0	43	0
Frost, Scott	0	1	0	0.0	0	0
Browns	31	16	247	8.0	43	0
Opponents	52	12	647	12.4	86	1

KICKOFF RETURNS	NO	YDS	AVG	LG	TD
Gay, Ben	23	513	22.3	42	0
King, Andre	14	279	19.9	27	0
White, Jamal	9	189	21.0	31	0
Morgan, Quincy	7	175	25.0	51	0
Sellers, Mike	4	75	18.8	21	0
Santiago, O.J.	2	1	0.5	5	0
Akins, Chirs	1	0	0.0	0	0
Moreland, Jake	1	14	14.0	14	0
Northcutt, Dennis	1	26	26.0	26	0
Spies, Greg	1	13	13.0	13	0
Browns	62	1,285	20.7	51	0
Opponents	65	1,215	18.7	49	0

FIELD GOALS	1-19	20-29	30-39	40-49	50+	TOT
Dawson, Phil	0/0	10/10	8/9	4/6	0/0	22/25
Browns	0/0	10/10	8/9	4/6	0/0	22/25
Opponents	0/0	8/9	10/11	5/12	2/2	25/34

A Tied NFL Lead

2002 (9-7)

<b>COACH:</b> Butch Davis			
<b>DIVISION FINISH:</b> 2nd AFC North			
<b>2002 USUAL STARTING LINEUPS</b>			
<b>OFFENSE</b>		<b>DEFENSE</b>	
WR 85	Kevin Johnson	LE 96	Kenard Lang
LT 77	Ross Verba	LT 94	Gerard Warren
LG 79	Barry Stokes	RT 99	Orpheus Roye
C 64	Dave Wohlabaugh	RE 92	Courtney Brown
RG 60	Shaun O'Hara	78	Tyrone Rogers
RT 72	Ryan Tucker	WLB 57	Dwayne Rudd
TE 83	Mark Campbell	MLB 50	Earl Holmes
WR 81	Quincy Morgan	SLB 56	Darren Hambrick
QB 2	Tim Couch	LCB 25	Corey Fuller
RB 31	William Green	RCB 33	Daylon McCutcheon
30	Jamel White	SS 24	Robert Griffith
TE 82	S. Heiden, 80 A. Shea	FS 20	Earl Little
<b>RADIO ANNOUNCERS:</b>			
Jim Donovan, Doug Dieken (WMMs 100.7 FM, WTAM 1100 AM)			

DATE	RESULT	OPPONENT	ATT
9/8	L, 39-40	Kansas City Chiefs	72,938
9/15	W, 20-7	Cincinnati Bengals	73,358
9/22	W, 31-28 (OT)	at Tennessee Titans	68,804
9/29	L, 13-16 (OT)	at Pittsburgh Steelers	62,864
10/6	L, 21-26	Baltimore Ravens	73,688
10/13	L, 3-17	at Tampa Bay Buccaneers	65,625
10/20	W, 34-17	Houston Texans	73,248
10/27	W, 24-21	at New York Jets	78,502
11/3	L, 20-23	Pittsburgh Steelers	73,718
11/17	W, 27-20	at Cincinnati Bengals	64,060
11/24	W, 24-15	at New Orleans Saints	68,295
12/1	L, 6-13	Carolina Panthers	72,718
12/8	W, 21-20	at Jacksonville Jaguars	46,267
12/15	L, 23-28	Indianapolis Colts	73,098
12/22	W, 14-13	at Baltimore Ravens	69,348
12/29	W, 24-16	Atlanta Falcons	73,528
<b>WILD CARD PLAYOFF</b>			
1/5	L, 33-36	at Pittsburgh Steelers	62,595

TEAM STATISTICS		BROWNS		OPPONENT				
Total First Downs		279		291				
Rushing		77		107				
Passing		171		164				
Penalty		31		20				
3rd Down: Made/Att		90/222		91/226				
3rd Down Pct.		40.4%		40.3%				
4th Down: Made/Att		8/10		7/14				
4th Down Pct.		80.0%		50.0%				
Possession Avg.		29:45		30:15				
Total Net Yards		5,027		5,348				
Avg. Per Game		314.2		334.3				
Total Plays		993		1,024				
Avg. Per Play		5.1		5.2				
Net Yards Rushing		1,615		2,079				
Avg. Per Game		100.9		129.9				
Total Rushes		406		483				
Net Yards Passing		3,412		3,269				
Avg. Per Game		213.3		204.3				
Sacked/Yards Lost		35/253		28/172				
Gross Yards		3,665		3,441				
Att./Completions		552/338		513/299				
Completion Pct.		61.2%		58.3%				
Had Intercepted		22		17				
Punts/Avg.		83/41.3		76/38.7				
Net Punting Avg.		83/34.9		76/31.1				
Penalties/Yards Lost		107/845		91/726				
Fumbles/Ball Lost		18/9		32/12				
Touchdowns		40		34				
Rushing		10		12				
Passing		27		20				
Returns		3		2				
SCORE BY PERIODS								
	1ST	2ND	3RD	4TH	OT	TOT		
Browns	76	68	77	120	3	— 344		
Opponents	65	95	65	92	3	— 320		
SCORING								
	RU	PA	ST	DF	PAT	FG	SAF	TP
Dawson, Phil	0	0	0	0	34/35	0	0	100
Northcutt, Dennis	1	5	2	0	0	1	0	50
Morgan, Quincy	0	7	0	0	0	1	0	44

PASSING	ATT	CMP	YDS	PCT	AV/AT	TD	TD%	INT	INT%	LG	TKLD	RATNG
Couch, Tim	443	273	2,842	61.6	6.42	18	4.1	18	4.1	78t	30/213	76.8
Holcomb, Kelly	106	64	790	60.4	7.45	8	7.5	4	3.8	44t	5/40	92.9
Johnson, Kevin	2	1	33	50.0	16.50	1	50.0	0	0.0	33t	0/0	135.4
Johnson, Frisman	1	0	0	0.0	0.0	0	0.0	0	0.0	0	0/0	39.6
Browns	552	338	3,665	61.2	6.64	27	4.9	22	4.0	78t	35/253	80.5
Opponent	513	299	3,441	58.3	6.71	20	3.9	17	3.3	72t	28/172	77.8

Davis, Andre'	0	6	1	0	0	0	0	0	0	0	0	42
Green, William	6	0	0	0	0	0	0	0	0	0	0	36
Johnson, Kevin	0	4	0	0	0	0	0	0	0	0	0	24
Campbell, Mark	0	3	0	0	0	0	0	0	0	0	0	18
White, Jamel	3	0	0	0	0	0	0	0	0	0	0	18
Heiden, Steve	0	1	0	0	0	0	0	0	0	0	0	6
Sanders, Darrell	0	1	0	0	0	0	0	0	0	0	0	6
Browns	10	27	3	0	34/35	0	2	22/28	0	344		
Opponents	12	20	1	1	32/32	0	0	28/37	0	320		

RUSHING	NO	YDS	AVG	LG	TD
Green, William	243	887	3.7	64t	6
White, Jamel	106	470	4.4	54	3
Northcutt, Dennis	8	104	13.0	36t	1
Couch, Tim	23	77	3.3	14	0
Jackson, James	12	54	4.5	18	0
Holcomb, Kelly	8	9	1.1	7	0
Davis, Andre'	3	7	2.3	9	0
Morgan, Quincy	3	7	2.3	11	0
Browns	406	1,615	4.0	64t	10
Opponent	483	2,079	4.3	75	12

RECEIVING	NO	YDS	AVG	LG	TD
Johnson, Kevin	67	703	10.5	30t	4
White, Jamel	63	452	7.2	33	0
Morgan, Quincy	56	964	17.2	78t	7
Northcutt, Dennis	38	601	15.8	43t	5
Davis, Andre'	37	420	11.4	31	6
Campbell, Mark	25	179	7.2	26	3
Heiden, Steve	17	105	6.2	12	1
Green, William	16	113	7.1	18	0
Shea, Aaron	7	49	7.0	18	0
King, Andre	5	41	8.2	13	0
Sanders, Darrell	3	23	7.7	14t	1
Jackson, James	3	9	3.0	5	0
Jackson, Frisman	1	6	6.0	6	0
Browns	338	3,665	10.8	78t	27
Opponent	299	3,441	11.5	72t	20

INTERCEPTIONS	NO	YDS	AVG	LG	TD
Little, Earl	4	17	4.3	7	0
Griffith, Robert	3	0	0.0	0	0
Henry, Anthony	2	4	2.0	4	0
Lang, Kenard	1	71	71.0	71	0
Sanders, Lewis	1	25	25.0	25	0
McCutcheon, Daylon	1	24	24.0	24	0
Hambrick, Darren	1	6	6.0	6	0
Boyer, Brant	1	1	1.0	1	0
Davis, Andra	1	0	0.0	0	0
Fuller, Corey	1	0	0.0	0	0
Jameson, Michael	1	0	0.0	0	0
Browns	17	148	8.7	71	0
Opponent	22	292	13.3	59	1

PUNTING	NO	YDS	AVG	IN20	TB	LG	BLK
Gardocki, Chris	81	3,388	41.8	27	6	59	0
Dawson, Phil	2	36	18.0	2	0	20	0
Browns	83	3,424	41.3	29	6	59	0
Opponent	76	2,938	38.7	22	7	62	1

PUNT RETURNS	NO	FC	YDS	AVG	LG	TD
Northcutt, Dennis	25	10	367	14.7	87t	2
Davis, Andre'	7	4	33	4.7	15	0
King, Andre	1	0	15	15.0	15	0
Sanders, Lewis	0	0	19	0.0	19	0
Browns	33	14	434	13.2	87t	2
Opponent	42	12	408	9.7	63t	1

KICKOFF RETURNS	NO	YDS	AVG	LG	TD
Davis, Andre'	50	1,068	21.4	95t	1
King, Andre	8	155	19.4	27	0
Jackson, Frisman	3	58	19.3	26	0
Campbell, Mark	2	21	10.5	14	0
White, Jamel	2	21	10.5	11	0
Jackson, James	1	13	13.0	13	0
Browns	66	1,336	20.2	95t	1
Opponent	67	1,366	20.4	82	0

FIELD GOALS	1-19	20-29	30-39	40-49	50+	TOT
Dawson, Phil	0/0	9/10	6/8	5/7	2/3	22/28
Opponent	1/1	7/10	10/12	10/14	0/0	28/37

2003 (5-11)

COACH: Butch Davis		
DIVISION FINISH: 4th AFC North		
2003 USUAL STARTING LINEUPS		
OFFENSE		DEFENSE
WR 87 Andre' Davis	LE 92 Courtney Brown	
85 Kevin Johnson	LT 94 Gerard Warren	
LT 79 Barry Stokes	RT 99 Orpheus Roye	
LG 60 Shaun O'Hara	RE 96 Kenard Lang	
C 50 Jeff Faine	WLB 58 Ben Taylor	
67 Melvin Fowler	52 Brant Boyer	
RG 66 Paul Zukauskas	MLB 54 Andra Davis	
RT 72 Ryan Tucker	SLB 59 Kevin Bentley	
WR 86 Dennis Northcutt	LCB 25 Anthony Henry	
WR 81 Quincy Morgan	RCB 33 Daylon McCutcheon	
QB 2 Tim Couch	SS 24 Robert Griffith	
10 Kelly Holcomb	FS 20 Earl Little	
RB 31 William Green		
29 James Jackson		
TE 82 Steve Heiden		
89 Darnell Sanders		
RADIO ANNOUNCERS:		
Jim Donovan, Doug Dieken (WMMs 100.7 FM, WTAM 1100 AM)		

DATE	RESULT	OPPONENT	ATT
9/7	L, 6-9	Indianapolis Colts	73,358
9/14	L, 13-33	at Baltimore Ravens	69,473
9/21	W, 13-12	at San Francisco 49ers	67,412
9/28	L, 14-21	Cincinnati Bengals	73,428
10/5	W, 33-13	at Pittsburgh Steelers	64,595
10/12	W, 13-7	Oakland Raiders	73,318
10/19	L, 20-26	San Diego Chargers	73,238
10/26	L, 3-9	at New England Patriots	68,436
11/9	L, 20-41	at Kansas City Chiefs	78,560
11/16	W, 44-6	Arizona Cardinals	72,908
11/23	L, 6-13	Pittsburgh Steelers	73,658
11/30	L, 7-34	at Seattle Seahawks	64,680
12/8	L, 20-26	St. Louis Rams	73,108
12/14	L, 20-23 (OT)	at Denver Broncos	75,358
12/21	L, 0-35	Baltimore Ravens	72,548
12/28	W, 22-14	at Cincinnati Bengals	65,362

TEAM STATISTICS		BROWNS		OPPONENT			
Total First Downs		276		283			
Rushing		91		100			
Passing		153		160			
Penalty		32		23			
3rd Down: Made/Att		74/202		87/222			
3rd Down Pct.		36.6%		39.2%			
4th Down: Made/Att		6/18		8/13			
4th Down Pct.		33.3%		61.5%			
Possession Avg.		29.21		30.39			
Total Net Yards		4,504		4,959			
Avg. Per Game		281.5		309.9			
Total Plays		961		994			
Avg. Per Play		4.7		5.0			
Net Yards Rushing		1,670		2,113			
Avg. Per Game		104.4		132.1			
Total Rushes		412		457			
Net Yards Passing		2,834		2,846			
Avg. Per Game		177.1		177.9			
Sacked/Yards Lost		40/282		35/203			
Gross Yards		3,116		3,049			
Att./Completions		509/313		502/297			
Completion Pct.		61.5%		59.2%			
Had Intercepted		18		15			
Punts/Avg.		73/41.8		76/41.4			
Net Punting Avg.		73/34.7		76/35.3			
Penalties/Yards Lost		98/767		141/1,095			
Fumbles/Ball Lost		32/15		24/7			
Touchdowns		27		31			
Rushing		8		14			
Passing		17		13			
Returns		2		4			
SCORE BY PERIODS		1ST	2ND	3RD	4TH	OT	TOT
Browns		46	79	50	79	0	— 254
Opponents		74	102	59	84	3	— 322
SCORING		RU	PA	ST	DF	PAT	2RU 2PA FG SAF TP
Dawson, Phil	0	0	0	0	0	20/21	0 0 0 18/21 0 74
Davis, Andre'	0	5	0	0	0	0	0 0 0 0 30
Conway, Brett	0	0	0	0	3/3	0	5/7 0 18
Jackson, James	3	0	0	0	0	0	0 0 0 0 18
Morgan, Quincy	0	3	0	0	0	0	0 0 0 0 18
Heinrich, Keith	0	2	0	0	0	0	0 0 0 0 12
Johnson, Kevin	0	2	0	0	0	0	0 0 0 0 12

PASSING	ATT	CMP	YDS	PCT	AV/AT	TD	TD%	INT	INT%	LG	TKLD	RATNG
Holcomb, Kelly	302	193	1,797	63.9	5.95	10	3.3	12	4.0	68t	21/166	74.6
Couch, Tim	203	120	1,319	59.1	6.50	7	3.4	6	3.0	71t	19/116	77.6
Boyer, Brant	1	0	0	0.0	0.00	0	0.0	0	0.0	0	0/0	39.6
Jackson, Frisman	1	0	0	0.0	0.00	0	0.0	0	0.0	0	0/0	39.6
Johnson, Kevin	1	0	0	0.0	0.00	0	0.0	0	0.0	0	0/0	39.6
Northcutt, Dennis	1	0	0	0.0	0.00	0	0.0	0	0.0	0	0/0	39.6
Browns	509	313	3,116	61.5	6.12	17	3.3	18	3.5	71t	40/282	75.2
Opponent	502	297	3,049	59.2	6.07	13	2.6	15	3.0	55t	35/203	72.9

Northcutt, Dennis	0	2	0	0	0	0	0	0	0	0	12
Suggs, Lee	2	0	0	0	0	0	0	0	0	0	12
White, Jamel	1	1	0	0	0	0	0	0	0	0	12
Bower, R.J.	0	1	0	0	0	0	0	0	0	0	6
Couch, Tim	1	0	0	0	0	0	0	0	0	0	6
Green, William	1	0	0	0	0	0	0	0	0	0	6
King, Andre	0	0	1	0	0	0	0	0	0	0	6
McCutcheon, D.	0	0	0	1	0	0	0	0	0	0	6
Sanders, Darnell	0	1	0	0	0	0	0	0	0	0	6
Browns	8	17	0	1	23/24	0	0	0	23/28	0	254
Opponents	14	13	0	4	31/31	0	0	0	35/43	0	322
<b>SACKS:</b> K.Lang 8.0, C.Brown 6.0, G.Warren 5.5, A.Davis 5.0, M.Word 4.0, M.Myers 3.0, O.Royce 1.5, T.Rogers 1.0 <b>Browns: 35.0, Opponents: 40.0</b>											

RUSHING	NO	YDS	AVG	LG	TD
Green, William	142	559	3.9	26	1
Jackson, James	102	382	3.7	18	3
Suggs, Lee	56	289	5.2	78t	2
White, Jamal	70	266	3.8	23	1
Northcutt, Dennis	12	83	6.9	23	0
Couch, Tim	11	39	3.5	17	1
Davis, Andre'	5	28	5.6	7	0
Dawson, Phil	1	14	14.0	14	0
Boyer, Brant	1	7	7.0	7	0
Holcomb, Kelly	8	0	0.0	0	0
Faine, Jeff	1	0	0.0	0	0
Morgan, Quincy	3	-4	-1.3	2	0
Browns	412	1,670	4.1	78t	8
Opponent	457	2,113	4.6	82t	14

RECEIVING	NO	YDS	AVG	LG	TD
Northcutt, Dennis	62	729	11.8	44	2
White, Jamal	46	303	6.6	22	1
Johnson, Kevin	41	381	9.3	41	2
Davis, Andre'	40	576	14.4	49	5
Morgan, Quincy	38	516	13.6	71t	3
Heiden, Steve	18	134	7.4	17	0
Sanders, Darnell	15	95	6.3	12	1
Jackson, James	14	114	8.1	18	0
Green, William	10	50	5.0	12	0
King, Andre	9	88	9.8	28	0
Heinrich, Keith	8	64	8.0	17	2
Mustard, Chad	4	29	7.3	12	0
Jackson, Frisman	2	29	14.5	19	0
Shea, Aaron	2	9	4.5	7	0
Suggs, Lee	2	0	0.0	1	0
Bowers, R.J.	1	2	2.0	2t	1
Couch, Tim	1	-3	-3.0	-3	0
Browns	313	3,116	10.0	71t	17
Opponent	297	3,049	10.3	55t	13

INTERCEPTIONS	NO	YDS	AVG	LG	TD
Little, Earl	6	41	6.8	21	0
Griffith, Robert	2	3	1.5	3	0
McCutcheon, Daylon	1	75	75.0	75t	1
Bentley, Kevin	1	25	25.0	25	0
Henry, Anthony	1	19	19.0	19	0
Boyer, Brant	1	4	4.0	4	0
Bodden, Leigh	1	1	1.0	1	0
Lang, Kenard	1	0	0.0	0	0
Taylor, Ben	1	0	0.0	0	0
Browns	15	168	11.2	75t	1
Opponent	18	391	21.7	54t	4

PUNTING	NO	YDS	AVG	INT	TB	LG	BLK
Gardocki, Chris	72	3,019	41.9	18	10	60	0
Dawson, Phil	1	29	29.0	1	0	29	0
Browns	73	3,048	41.8	19	10	60	0
Opponent	76	3,146	41.4	18	8	59	1

PUNT RETURNS	NO	YDS	AVG	LG	TD
Northcutt, Dennis	36	295	8.2	38	0
Davis, Andre'	1	7	7.0	7	0
Browns	37	302	8.2	38	0
Opponent	33	316	9.6	49	0

KICKOFF RETURNS	NO	YDS	AVG	LG	TD
Davis, Andre'	38	803	21.1	69	0
Suggs, Lee	14	318	22.7	42	0
King, Andre	9	172	19.1	30	0
Maddox, Nick	3	58	19.3	26	0
Morgan, Quincy	2	67	33.5	47	0
White, Jamal	2	2	1.0	2	0
Jackson, James	1	68	68.0	39	0
Stokes, Barry	1	7	7.0	7	0
Mustard, Chad	1	6	6.0	6	0
Browns	71	1,501	21.1	69	0
Opponent	60	1,231	20.5	77	0

FIELD GOALS	1-19	20-29	30-39	40-49	50+	TOT
Dawson, Phil	2/2	7/7	4/5	3/5	2/2	18/21
Conway, Brett	1/1	0/0	1/3	3/3	0/0	5/7
Browns	3/3	7/7	5/8	6/8	2/2	23/28
Opponent	0/0	13/13	9/10	10/16	3/4	35/43

2004 (4-12)

COACH: Butch Davis (first 11 games)/Terry Robiskie (final 5 games)	
DIVISION FINISH: 4th AFC North	
2004 USUAL STARTING LINEUPS	
OFFENSE	DEFENSE
WR 81 Antonio Bryant	LDE 98 Ebenezer Ekuban
LT 77 Ross Verba	LDT 61 Gerard Warren
LG 70 Enoch DeMar	RDT 99 Orpheus Roye
C 50 Jeff Faine	RDE 96 Kenard Lang
RG 63 Kelvin Garmon	WLB 57 Warrick Holdman
RT 73 Joaquin Gonzalez	MLB 54 Andra Davis
72 Ryan Tucker	SLB 51 Chaun Thompson
TE 82 Steve Heiden	LCB 37 Anthony Henry
WR 86 Dennis Northcutt	RCB 33 Daylon McCutcheon
QB 5 Jeff Garcia	SS 24 Robert Griffith
FB 42 Terrelle Smith	FS 20 Earl Little
RB 31 William Green	
44 Lee Suggs	
RADIO ANNOUNCERS:	
Jim Donovan, Doug Dieken (WMMS 100.7 FM, WTAM 1100 AM)	

DATE	RESULT	OPPONENT	ATT
9/12	W, 20-3	Baltimore Ravens	73,068
9/19	L, 12-19	at Dallas Cowboys	63,119
9/26	L, 10-27	at New York Giants	78,521
10/3	W, 17-13	Washington Redskins	73,348
10/10	L, 23-34	at Pittsburgh Steelers	63,609
10/17	W, 34-17	Cincinnati Bengals	73,263
10/24	L, 31-34 (OT)	Philadelphia Eagles	73,394
11/7	L, 13-27	at Baltimore Ravens	69,781
11/14	L, 10-24	Pittsburgh Steelers	73,703
11/21	L, 7-10	New York Jets	72,547
11/28	L, 48-58	at Cincinnati Bengals	65,677
12/5	L, 15-42	New England Patriots	73,028
12/12	L, 7-37	at Buffalo Bills	72,330
12/19	L, 0-21	San Diego Chargers	72,489
12/26	L, 7-10	at Miami Dolphins	73,169
1/2	W, 22-14	at Houston Texans	70,724

TEAM STATISTICS	BROWNS	OPPONENT								
Total First Downs	245	307								
Rushing	94	141								
Passing	125	144								
Penalty	26	22								
3rd Down: Made/Att	59/203	78/216								
3rd Down Pct.	29.1%	36.1%								
4th Down: Made/Att	7/16	7/16								
4th Down Pct.	43.8%	43.8%								
Possession Avg.	28:03	31:57								
Total Net Yards	4,481	5,215								
Avg. Per Game	280.1	325.9								
Total Plays	921	1,024								
Avg. Per Play	4.9	5.1								
Net Yards Rushing	1,657	2,314								
Avg. Per Game	103.6	144.6								
Total Rushes	441	532								
Net Yards Passing	2,824	2,901								
Avg. Per Game	176.5	181.3								
Sacked/Yards Lost	41/252	32/190								
Gross Yards	3,076	3,091								
Att./Completions	439/251	460/277								
Completion Pct.	57.2%	60.2%								
Had Intercepted	21	15								
Punts/Average	85/40.0	85/41.6								
Net Punting Avg.	85/35.4	85/33.9								
Penalties/Yards	115/854	109/890								
Fumbles/Ball Lost	32/19	20/13								
Touchdowns	29	45								
Rushing	6	22								
Passing	21	17								
Returns	2	6								
SCORE BY PERIODS	1ST	2ND	3RD	4TH	OT	TOT				
Browns	67	62	55	92	0	276				
Opponents	107	107	72	101	3	390				
SCORING	RU	PA	ST	DF	PAT	2RU	2PA	FG	SAF	TP
Dawson, Phil	0	0	0	0	28/28	0	0	24/29	0	100
Heiden, Steve	0	5	0	0	0	0	0	0	0	32
Bryant, Antonio	0	4	0	0	0	0	0	0	0	24
Shea, Aaron	0	4	0	0	0	0	0	0	0	24
Morgan, Quincy	0	3	0	0	0	0	0	0	0	18
Suggs, Lee	2	1	0	0	0	0	0	0	0	18

PASSING	ATT	CMP	YDS	PCT	AV/AT
Garcia, Jeff	252	144	1,731	57.1	6.87
McCown, Luke	98	48	608	49.0	6.20
Holcomb, Kelly	87	59	737	67.8	8.47
Echemandu, Adam	1	0	0	0.0	0.00
Jackson, Frisman	1	0	0	0.0	0.00
Browns	439	251	3,076	57.2	7.01
Opponents	460	277	3,091	60.2	6.72

Davis, Andre'	0	2	0	0	0	0	0	0	0	12
Garcia, Jeff	2	0	0	0	0	0	0	0	0	12
Green, William	2	0	0	0	0	0	0	0	0	12
Northcutt, Dennis	0	2	0	0	0	0	0	0	0	12
Alston, Richard	0	0	1	0	0	0	0	0	0	6
Crocker, Chris	0	0	1	0	0	0	0	0	0	6
Browns	6	21	2	0	28/28	0	0	24/29	0	276
Opponents	22	17	6	0	44/44	0	0	24/28	1	390

SACKS: E.Ekuban 8.0, K.Lang 7.0, G.Warren 4.0, A.McKinley 3.0, C.Thompson 2.5, C.Crocker 2.0, T.Rogers 1.5, O.Roye 1.0, M.Myers 1.0, R.Griffith 1.0, W.Holdman 0.5, A.Davis 0.5 Browns: 32.0, Opponents: 41.0

RUSHING	NO	YDS	AVG	LG	TD
Suggs, Lee	199	744	3.7	39	2
Green, William	163	585	3.6	46	2
Garcia, Jeff	35	169	4.8	21	2
Jackson, James	12	81	6.8	38	0
Echemandu, Adam	8	25	3.1	6	0
McCown, Luke	8	25	4.2	11	0
Northcutt, Dennis	6	19	2.4	8	0
Smith, Terelle	4	9	2.3	4	0
Jackson, Frisman	1	4	1.0	1	0
Frost, Derrick	1	0	1.0	1	0
Holcomb, Kelly	3	-2	-7	0	0
Davis, Andre'	1	-3	-3.0	-3	0
Browns	441	1,657	3.8	46	6
Opponents	532	2,314	4.3	52	22

RECEIVING	NO	YDS	AVG	LG	TD
Bryant, Antonio	42	546	13.0	55t	4
Northcutt, Dennis	55	806	14.7	58t	2
Heiden, Steve	28	287	10.3	30	5
Shea, Aaron	26	252	9.7	35	4
Suggs, Lee	20	178	8.9	59t	1
Davis, Andre'	16	416	26.0	99t	2
Green, William	14	84	6.0	17	0
Jackson, Frisman	13	168	12.9	24	0
Morgan, Quincy	9	144	16.0	46t	3
Smith, Terelle	7	39	5.6	16	0
Jackson, James	6	22	3.7	13	0
Winslow, Kellen	5	50	10.0	21	0
King, Andre	5	49	9.8	16	0
Echemandu, Adam	3	25	8.3	19	0
Mustard, Chad	1	9	9.0	9	0
Heinrich, Keith	1	1	1.0	1	0
Browns	251	3,076	12.3	99t	21
Opponents	277	3,091	11.2	72t	17

INTERCEPTIONS	NO	YDS	AVG	LG	TD
Henry, Anthony	4	83	20.8	51	0
Davis, Andre'	3	35	11.7	30	0
Sanders, Lewis	2	36	18.0	24	0
McCutcheon, Daylon	2	0	0.0	2	0
Gardner, Barry	1	30	30.0	30	0
Little, Earl	1	28	28.0	28	0
Crocker, Chris	1	20	20.0	20t	1
Griffith, Robert	1	18	18.0	18	0
Browns	15	250	16.7	51	1
Opponents	21	232	11.0	106t	2

PUNTING	NO	YDS	AVG	IN20	TB	LG	BLK
Frost, Derrick	85	3,404	40.0	35.4	4	24	54
Browns	85	3,404	40.0	35.4	4	24	54
Opponents	85	3,537	41.6	33.9	11	21	62

PUNT RETURNS	NO	FC	YDS	AVG	LG	TD
Northcutt, Dennis	36	12	432	12.0	44	0
Browns	36	12	432	12.0	44	0
Opponents	48	10	313	6.5	49	0

KICKOFF RETURNS	NO	YDS	AVG	LG	TD
Alston, Richard	46	1,016	22.1	93t	1
Brown, Dee	13	243	18.7	30	0
King, Andre	5	95	19.0	24	0
Jackson, Frisman	4	70	17.5	22	0
Jackson, James	2	39	19.5	23	0
Mustard, Chad	2	13	6.5	9	0
Shea, Aaron	2	19	9.5	13	0
Sanders, Lewis	1	9	9.0	10	0
Browns	75	1,504	20.1	93t	1
Opponents	59	1,336	22.6	93t	1

FIELD GOALS	1-19	20-29	30-39	40-49	50+	TOT
Dawson, Phil	0/0	11/11	6/8	6/9	1/1	24/29
Browns	0/0	11/11	6/8	6/9	1/1	24/29
Opponents	0/0	7/8	9/9	6/9	2/2	24/28

	TD%	INT	INT%	LG	TKLD	RATNG
10	4.0	9	3.6	99t	24/99	76.7
4	4.1	7	7.1	58t	12/122	52.6
7	8.0	5	5.7	55t	5/31	96.8
0	0.0	0	0.0	0	0/0	39.6
0	0.0	0	0.0	0	0/0	39.6
21	4.8	21	4.8	99t	41/252	74.9
17	3.7	15	3.3	72t	32/190	79.0

2005 (6-10)

<b>COACH:</b> Romeo Crennel	
<b>DIVISION FINISH:</b> 4th AFC North	
<b>2005 USUAL STARTING LINEUPS</b>	
<b>OFFENSE</b>	<b>DEFENSE</b>
WR 81 Antonio Bryant	LDE 97 Alvin McKinley
LT 70 L.J. Shelton	NT 95 Jason Fisk
LG 63 Joe Andruzzi	RDE 99 Orpheus Roye
C 50 Jeff Faine	LLB 55 Matt Stewart
RG 60 Cosey Coleman	MLB 54 Andra Davis
RT 72 Ryan Tucker	WLB 58 Ben Taylor
TE 82 Steve Heiden	RLB 51 Chaun Thompson
WR 86 Dennis Northcutt	LCB 24 Gary Baxter
QB 8 Trent Dilfer	28 Leigh Bodden
9 Charlie Frye	RCB 33 Daylon McCutcheon
FB 42 Terrelle Smith	SS 25 Chris Crocker
RB 34 Reuben Droughns	FS 27 Brian Russell
<b>RADIO ANNOUNCERS:</b>	
Jim Donovan, Doug Dieken (WMMS 100.7 FM, WTAM 1100 AM)	

DATE	RESULT	OPPONENT	ATT
9/11	L, 13-27	Cincinnati Bengals	73,013
9/18	W, 26-24	at Green Bay Packers	70,400
9/25	L, 6-13	at Indianapolis Colts	57,127
10/9	W, 20-10	Chicago Bears	73,079
10/16	L, 3-16	at Baltimore Ravens	70,196
10/23	L, 10-13	Detroit Lions	72,923
10/30	L, 16-19	at Houston Texans	70,064
11/6	W, 20-14	Tennessee Titans	72,594
11/13	L, 21-34	at Pittsburgh Steelers	63,491
11/20	W, 22-0	Miami Dolphins	72,773
11/27	L, 12-24	at Minnesota Vikings	63,814
12/4	L, 14-20	Jacksonville Jaguars	70,941
12/11	L, 20-23	at Cincinnati Bengals	65,788
12/18	W, 9-7	at Oakland Raiders	41,862
12/24	L, 0-41	Pittsburgh Steelers	73,136
1/6	W, 20-16	Baltimore Ravens	69,871

TEAM STATISTICS	BROWNS	OPPONENT
Total First Downs	241	292
Rushing	76	116
Passing	149	161
Penalty	16	15
3rd Down: Made/Att	67/203	87/215
4th Down: Made/Att.	7/18	8/18
Possession Avg.	28.00	32.00
Total Net Yards	4,550	5,069
Avg. Per Game	284.3	316.8
Total Plays	938	1,021
Avg. Per Play	4.9	5.0
Net Yards Rushing	1,503	2,202
Avg. Per Game	93.9	137.6
Total Rushes	395	527
Net Yards Passing	3,047	2,867
Avg. Per Game	190.4	179.2
Sacked/Yards Lost	46/276	23/142
Gross Yards	3,323	3,009
Att./Completions	498/297	471/279
Had Intercepted	17	15
Punts/Average	80/40.4	72/42.5
Net Punting Avg.	80/33.8	72/35.1
Penalties/Yards	99/770	97/716
Fumbles/Ball Lost	27/13	21/8
Touchdowns	22	31

SCORE BY PERIODS	1ST	2ND	3RD	4TH	OT	TOT
Browns	56	65	52	59	0	— 232
Opponents	58	102	81	60	0	— 301

SCORING	RU	PA	ST	DF	PAT	2RU	2PA	FG	SAP	TP
Dawson, Phil	0	0	0	0	19/21	0	0	27/29	0	100
Bryant, Antonio	0	4	0	0	0/0	0	0	0/0	0	24
Edwards, Braylon	0	3	0	0	0/0	0	0	0/0	0	18
Heiden, Steve	0	3	0	0	0/0	0	0	0/0	0	18
Northcutt, Dennis	0	2	1	0	0/0	0	0	0/0	0	18
Droughns, Reuben	2	0	0	0	0/0	0	0	0/0	0	12
Bodden, Leigh	0	0	1	0	0/0	0	0	0/0	0	6
Cribbs, Joshua	0	0	1	0	0/0	0	0	0/0	0	6

PASSING	ATT	CMP	YDS	PCT	AV/AT
Dilfer, Trent	333	199	2,321	59.8	6.97
Frye, Charlie	164	98	1,002	59.4	6.07
Jackson, Frisman	0	0	0	0	0
Browns	498	297	3,323	59.6	6.67
Opponents	471	279	3,009	59.2	6.39

Frye, Charlie	1	0	0	0	0/0	0	0	0/0	0	6
Jackson, Frisman	0	1	0	0	0/0	0	0	0/0	0	6
Shea, Aaron	0	1	0	0	0/0	0	0	0/0	0	6
Smith, Terrelle	0	1	0	0	0/0	0	0	0/0	0	6
Wright, Jason	1	0	0	0	0/0	0	0	0/0	0	6
Browns	4	15	3	0	19/21	0	0	27/29	0	232
Opponents	11	19	1	0	31/31	0	0	28/35	0	301

**SACKS:** A.McKinley 5.0, C.Thompson 5.0, O.Royce 3.0, A.Davis 2.0, C.Crocker 2.0, K.Lang 2.0, N.Eason 2.0, E.Kelley 1.0, B.Pool 1.0 **Browns: 23.0, Opponents: 46.0**

RUSHING	NO	YDS	AVG	LG	TD
Droughns, Reuben	309	1,232	4.0	75t	2
Green, William	20	78	3.9	17	0
Frye, Charlie	18	60	3.3	16	1
Dilfer, Trent	20	46	2.3	12	0
Northcutt, Dennis	2	33	16.5	31	0
Wright, Jason	11	27	2.5	6t	1
Suggs, Lee	8	15	1.9	7	0
Smith, Terrelle	6	9	1.5	4	0
Bryant, Antonio	1	3	3.0	3	0
Browns	395	1,503	3.8	75t	4
Opponents	527	2,202	4.2	80t	11

RECEIVING	NO	YDS	AVG	LG	TD
Bryant, Antonio	69	1,009	14.6	54	4
Heiden, Steve	43	401	9.3	62t	3
Northcutt, Dennis	42	441	10.5	58t	2
Droughns, Reuben	39	369	9.5	51	0
Edwards, Braylon	32	512	16.0	80t	3
Jackson, Frisman	24	287	12.0	68t	1
Shea, Aaron	18	153	8.5	27	1
Smith, Terrelle	12	58	4.8	9	1
Suggs, Lee	6	26	4.3	8	0
Green, William	5	30	6.0	14	0
Wright, Jason	3	15	5.0	15	0
Irons, Paul	2	16	8.0	14	0
Cribbs, Joshua	1	7	7.0	7	0
Faine, Jeff	1	-1	-1.0	-1	0
Browns	297	3,323	11.2	80t	15
Opponents	279	3,009	10.8	51t	19

INTERCEPTIONS	NO	YDS	AVG	LG	TD
Russell, Brian	3	50	16.7	37	0
Bodden, Leigh	3	6	2.0	6	0
Crocker, Chris	2	35	17.5	24	0
McCutcheon, Daylon	2	14	7.0	14	0
Baxter, Gary	2	10	5.0	10	0
Davis, Andre'	1	14	14.0	14	0
Pool, Brodney	1	1	1.0	1	0
Stewart, Matt	1	0	0.0	0	0
Browns	15	130	8.7	37	0
Opponents	17	215	12.6	72	0

PUNTING	NO	YDS	AVG	IN20	LG	BLK
Richardson, Kyle	78	3,181	40.8	34.0	9	61
Dawson, Phil	2	53	26.5	26.5	0	31
Browns	80	3,234	40.4	33.8	9	61
Opponents	72	3,058	42.5	35.1	8	60

PUNT RETURNS	NO	FC	YDS	AVG	LG	TD
Northcutt, Dennis	35	13	368	10.5	62t	1
Cribbs, Joshua	1	0	5	5.0	5	0
Jones, Sean	1	0	0	0.0	0	0
Browns	37	13	373	10.1	62t	1
Opponents	36	9	347	9.6	51	0

KICKOFF RETURNS	NO	YDS	AVG	LG	TD
Cribbs, Joshua	45	1,094	24.3	90t	1
Droughns, Reuben	5	119	23.8	35	0
Green, William	5	79	15.8	22	0
Perkins, Antonio	3	82	27.3	35	0
McIntyre, Carey	3	47	15.7	17	0
Shea, Aaron	3	29	9.7	13	0
Smith, Terrelle	2	24	12.0	13	0
Wright, Jason	1	17	17.0	17	0
Jackson, Frisman	1	15	15.0	15	0
Browns	68	1,506	22.1	90t	1
Opponents	56	1,182	21.1	63	0

FIELD GOALS	1-19	20-29	30-39	40-49	50+	TOT
Dawson, Phil	2/2	11/11	9/11	5/5	0/0	27/29
Browns	2/2	11/11	9/11	5/5	0/0	27/29
Opponents	0/0	10/10	11/12	6/10	1/3	28/35

PASSING	ATT	CMP	YDS	PCT	AV/AT	TD	TD%	INT	INT%	LG	TKLD	RATNG
Dilfer, Trent	333	199	2,321	59.8	6.97	11	3.3	12	3.6	80t	23/139	76.9
Frye, Charlie	164	98	1,002	59.4	6.07	4	2.4	5	3.6	45	22/135	72.8
Jackson, Frisman	0	0	0	0	0	0	0	0	0	0	1/2	0
Browns	498	297	3,323	59.6	6.67	15	3.0	17	3.6	80t	46/276	75.4
Opponents	471	279	3,009	59.2	6.39	19	4.0	15	3.2	51t	23/142	78.2

2006 (4-12)

<b>COACH:</b> Romeo Crennel			
<b>DIVISION FINISH:</b> 4th AFC North			
<b>2006 USUAL STARTING LINEUPS</b>			
<b>OFFENSE</b>		<b>DEFENSE</b>	
WR 84	Joe Jurevicius	LDE 99	Orpheus Roye
LT 77	Kevin Shaffer	NT 92	Ted Washington
LG 63	Joe Andruzzi	RDE 97	Alvin McKinley
C 66	Hank Fraley	LLB 55	Willie McGinest
RG 60	Cosey Coleman	MLB 54	Andra Davis
RT 72	Ryan Tucker	WLB 58	D'Qwell Jackson
TE 80	Kellen Winslow	RLB 95	Kameron Wimbley
WR 17	Braylon Edwards	LCB 28	Leigh Bodden
QB 9	Charlie Frye	RCB 39	Daven Holly
FB 42	Terrelle Smith	SS 26	Sean Jones
RB 34	Reuben Droughns	FS 27	Brian Russell
<b>RADIO ANNOUNCERS:</b>			
Jim Donovan, Doug Dieken (WMMS 100.7 FM, WTAM 1100 AM)			

DATE	RESULT	OPPONENT	ATT
9/10	L, 14-19	New Orleans Saints	72,915
9/17	L, 17-34	at Cincinnati Bengals	66,072
9/24	L, 14-15	Baltimore Ravens	72,474
10/1	W, 24-21	at Oakland Raiders	61,426
10/8	L, 12-20	at Carolina Panthers	73,520
10/22	L, 7-17	Denver Broncos	73,024
10/29	W, 20-13	New York Jets	72,507
11/5	L, 25-32	at San Diego Chargers	65,558
11/12	W, 17-13	at Atlanta Falcons	70,793
11/19	L, 20-24	Pittsburgh Steelers	73,296
11/26	L, 0-30	Cincinnati Bengals	72,926
12/3	W, 31-28 (OT)	Kansas City Chiefs	71,927
12/7	L, 7-27	at Pittsburgh Steelers	55,246
12/17	L, 17-27	at Baltimore Ravens	70,857
12/24	L, 7-22	Tampa Bay Buccaneers	69,603
12/31	L, 6-14	at Houston Texans	70,097

TEAM STATISTICS	BROWNS	OPPONENT
Total First Downs	250	303
Rushing	72	107
Passing	153	178
Penalty	25	18
3rd Down: Made/Att	70/209	100/228
3rd Down Pct.	33.5%	43.9%
4th Down: Made/Att	6/15	4/10
4th Down Pct.	40.0%	40.0%
Possession Avg.	29:21	30:39
Total Net Yards	4,233	5,517
Avg. Per Game	264.6	344.8
Total Plays	938	1,041
Avg. Per Play	4.5	5.3
Net Yards Rushing	1,335	2,275
Avg. Per Game	83.4	142.2
Total Rushes	372	514
Net Yards Passing	2,898	3,242
Avg. Per Game	181.1	202.6
Sacked/Yards Lost	54/349	28/137
Gross Yards	3,247	3,379
Att./Completions	512/318	499/283
Completion Pct.	62.1%	56.7%
Had Intercepted	25	18
Punts/Average	83/43.6	77/43.0
Net Punting Avg.	37.9	36.9
Penalties/Yards	74/687	84/678
Fumbles/Ball Lost	23/17	13/9
Touchdowns	25	40
Rushing	7	14
Passing	15	20
Returns	3	6

SCORE BY PERIODS	1ST	2ND	3RD	4TH	OT	TOT
Browns	29	74	41	91	3	— 238
Opponents	64	90	95	107	0	— 356

SCORING	RU	PA	ST	DF	PAT	2RU	2RD	FG	SAF	TP
Dawson, Phil	0	0	0	0	25/25	0	0	21/29	0	88
Edwards, Braylon	6	0	6	0	0/0	0	0	0/0	0	36
Droughns, Reuben	4	4	0	0	0/0	0	0	0/0	0	24
Jurevicius, Joe	3	0	3	0	0	0	0/0	0/0	0	18

PASSING	ATT	CMP	YDS	PCT	AV/AT
Frye, Charlie	393	252	2,454	64.1	6.2
Anderson, Derek	117	66	793	56.4	6.8
Dorsey, Ken	1	0	0	0.0	0.0
Cribbs, Joshua	1	0	0	0.0	0.0
Winslow, Kellen	0	0	0	0.0	0.0
Browns	512	318	3,247	62.1	6.3
Opponents	499	283	3,379	56.7	6.8

Frye, Charlie	3	3	0	0	0	0	0/0	0/0	0	18
Winslow, Kellen	3	0	3	0	0	0	0/0	0/0	0	18
Holly, Daven	2	0	0	2	0	0	0/0	0/0	0	12
Heiden, Steve	2	0	2	0	0	0	0/0	0/0	0	12
Dinkins, Darnell	1	0	1	0	0	0	0/0	0/0	0	6
Cribbs, Joshua	1	0	0	1	0	0	0/0	0/0	0	6
Browns	25	7	15	3	0	0	25/25	21/29	0	238
Opponents	40	14	20	6	0	0	36/38	26/31	1	356

**SACKS:** K.Wimbley 11.0, S.Fraser 4.5, W.McGinest 4.0, C.Thompson 2.0, A.McKinley 1.0, M.Stewart 1.0, A.Davis 1.0, B.Pool 1.0, L.Williams 1.0, O.Roye 1.0, S.Jones 0.5  
**Browns: 28.0, Opponents: 54.0**

RUSHING	NO	YDS	AVG	LG	TD
Droughns, Reuben	220	758	3.4	22	4
Frye, Charlie	47	215	4.6	17	3
Wright, Jason	62	189	3.0	18	0
Harrison, Jerome	20	60	3.0	15	0
Anderson, Derek	4	47	11.8	33	0
Northcutt, Dennis	3	32	10.7	16	0
Smith, Terrelle	2	14	1.8	3	0
Cribbs, Joshua	2	11	5.5	9	0
Edwards, Braylon	3	7	2.3	8	0
Vickers, Lawrence	3	2	0.7	2	0
Browns	372	1,335	3.6	33	7
Opponents	514	2,275	4.4	59t	14

RECEIVING	NO	YDS	AVG	LG	TD
Winslow, Kellen	89	875	9.8	40	3
Edwards, Braylon	61	884	14.5	75	6
Jurevicius, Joe	40	495	12.4	52	3
Heiden, Steve	36	249	6.9	13	2
Droughns, Reuben	27	169	6.3	24	0
Northcutt, Dennis	22	228	10.4	43	0
Cribbs, Joshua	10	91	9.1	14	0
Harrison, Jerome	9	47	5.2	12	0
Smith, Terrelle	8	21	2.6	7	0
Wright, Jason	6	82	13.7	54	0
Vickers, Lawrence	6	60	10.0	29	0
Wilson, Travis	2	32	16.0	16	0
Dinkins, Darnell	2	14	7.0	11	1
Browns	318	3,247	10.2	75	15
Opponents	283	3,379	11.9	77t	20

INTERCEPTIONS	NO	YDS	AVG	LG	TD
Holly, Daven	5	127	25.4	57t	1
Jones, Sean	5	46	9.2	19	0
Bodden, Leigh	2	48	24.0	35	0
Davis, Andre'	2	19	9.5	19	0
Baxter, Gary	1	10	10.0	10	0
Russell, Brian	1	6	6.0	6	0
McGinest, Willie	1	0	0.0	0	0
Pool, Brodney	1	0	0.0	0	0
Browns	18	256	14.2	57t	1
Opponents	25	273	10.9	37	2

PUNTING	NO	YDS	AVG	IN20	TB	LG	BLK
Zastudil, Dave	81	3,563	44.0	38.4	7	61	0
Dawson, Phil	2	58	29.0	19.0	1	31	0
Browns	83	3,621	43.6	37.9	8	61	0
Opponents	77	3,309	43.0	36.9	5	69	0

PUNT RETURNS	NO	FC	YDS	AVG	LG	TD
Northcutt, Dennis	28	13	312	11.1	81	0
Cribbs, Joshua	6	3	51	8.5	34	0
Jones, Sean	1	0	8	8.0	8	0
Unck, Mason	1	0	0	0.0	0	0
Browns	36	16	371	10.3	81	0
Opponents	43	11	312	7.3	37	0

KICKOFF RETURNS	NO	YDS	AVG	LG	TD
Cribbs, Joshua	61	1,494	24.5	92t	1
Vickers, Lawrence	5	84	16.8	22	0
Dinkins, Darnell	3	44	14.7	20	0
Heiden, Steve	1	11	11.0	11	0
Friedman, Lennie	1	2	2.0	2	0
Browns	71	1,635	23.0	92t	1
Opponents	48	1,053	21.9	99t	1

FIELD GOALS	1-19	20-29	30-39	40-49	50+	TOT
Dawson, Phil	0/0	5/6	9/10	6/12	1/1	21/29
Browns	0/0	5/6	9/10	6/12	1/1	21/29
Opponents	1/1	12/12	6/7	6/8	1/3	26/31

	TD	TD%	INT	INT%	LG	TKLD	RATNG
Frye, Charlie	10	2.5	17	4.3	75	44/262	72.0
Anderson, Derek	5	4.3	8	6.8	54	8/66	63.1
Dorsey, Ken	0	0.0	0	0.0	0	1/7	39.6
Cribbs, Joshua	0	0.0	0	0.0	0	0/0	39.6
Winslow, Kellen	0	0.0	0	0.0	0	1/14	0.0
Browns	15	2.9	25	4.9	75	54/349	69.7
Opponents	20	4.0	18	3.6	77t	28/137	75.9



2007 (10-6)

<b>COACH:</b> Romeo Crennel			
<b>DIVISION FINISH:</b> 2nd AFC North			
<b>2007 USUAL STARTING LINEUPS</b>			
<b>OFFENSE</b>		<b>DEFENSE</b>	
WR 84	Joe Jurevicius	LDE 99	Orpheus Roye
LT 73	Joe Thomas	91	Shaun Smith
LG 65	Eric Steinbach	NT 78	Ethan Kelley
C 66	Hank Fraley	92	Ted Washington
RG 68	Seth McKinney	RDE 98	Robaire Smith
72	Ryan Tucker	LLB 55	Willie McGinest
RT 77	Kevin Shaffer	MLB 54	Andra Davis
TE 80	Kellen Winslow	WLB 58	D'Qwell Jackson
WR 17	Braylon Edwards	RLB 95	Kamerion Wimbley
QB 3	Derek Anderson	LCB 28	Leigh Bodden
FB 47	Lawrence Vickers	RCB 24	Eric Wright
RB 31	Jamal Lewis	SS 26	Sean Jones
		FS 21	Brodney Pool
<b>RADIO ANNOUNCERS:</b>			
Jim Donovan, Doug Dieken (WMMS 100.7 FM, WTAM 1100 AM)			

DATE	RESULT	OPPONENT	ATT
9/9	L, 7-34	Pittsburgh Steelers	73,089
9/16	W, 51-45	Cincinnati Bengals	72,801
9/23	L, 24-26	at Oakland Raiders	51,075
9/30	W, 27-13	Baltimore Ravens	73,024
10/7	L, 17-34	at New England Patriots	68,756
10/14	W, 41-31	Miami Dolphins	73,198
10/28	W, 27-20	at St. Louis Rams	62,777
11/4	W, 33-30 (OT)	Seattle Seahawks	72,927
11/11	L, 28-31	at Pittsburgh Steelers	64,781
11/18	W, 33-30 (OT)	at Baltimore Ravens	71,055
11/25	W, 27-17	Houston Texans	72,926
12/2	L, 21-27	at Arizona Cardinals	64,791
12/9	W, 24-18	at New York Jets	76,822
12/16	W, 8-0	Buffalo Bills	73,196
12/23	L, 14-19	at Cincinnati Bengals	66,023
12/30	W, 20-7	San Francisco 49ers	73,041

TEAM STATISTICS	BROWNS	OPPONENT
Total First Downs	315	335
Rushing	110	100
Passing	192	211
Penalty	13	24
3rd Down: Made/Att	86/204	79/215
3rd Down Pct.	42.2%	36.7%
4th Down: Made/Att	6/15	11/25
4th Down Pct.	40.0%	44.0%
Possession Avg.	29:10	30:50
Total Net Yards	5,621	5,753
Avg. Per Game	351.3	359.6
Total Plays	1,004	1,066
Avg. Per Play	5.6	5.4
Net Yards Rushing	1,895	2,072
Avg. Per Game	118.4	129.5
Total Rushes	440	460
Net Yards Passing	3,726	3,681
Avg. Per Game	232.9	230.1
Sacked/Yards Lost	19/140	28/186
Gross Yards	3,866	3,867
Attempts/Completions	545/305	578/340
Completion Pct.	56.0%	58.8%
Had Intercepted	20	17
Punts/Average	69/42.0	69/40.2
Net Punting Avg.	35.8	32.9
Penalties/Yards	114/868	80/581
Fumbles/Ball Lost	22/9	19/10
Touchdowns	46	41
Rushing	13	8
Passing	29	29
Returns	4	4

SCORE BY PERIODS	1ST	2ND	3RD	4TH	OT	TOT
Browns	60	144	87	105	6	— 402
Opponents	85	112	82	103	0	— 382

SCORING	TD	RU	PA	RT	PAT	FG	2PT	PTS
Dawson, Phil	0	0	0	0	42/43	26/30	0	120

Edwards, Braylon	16	0	16	0	0/0	0/0	0	96
Lewis, Jamal	11	9	2	0	0/0	0/0	0	66
Winslow, Kellen	5	0	5	0	0/0	0/0	1	32
Jurevicius, Joe	3	0	3	0	0/0	0/0	1	20
Cribbs, Joshua	3	0	0	3	0/0	0/0	0	18
Anderson, Derek	3	3	0	0	0/0	0/0	0	18
Vickers, Lawrence	2	0	2	0	0/0	0/0	0	12
Pool, Brodney	1	0	0	1	0/0	0/0	0	6
Carter, Tim	1	0	1	0	0/0	0/0	0	6
Wright, Jason	1	1	0	0	0/0	0/0	0	6
Browns	46	13	29	4	42/43	26/30	2	402
Opponents	41	8	29	4	38/38	32/35	1	382

**SACKS:** K.Wimbley 5.0, R.Smith 4.0, A.Peek 4.0, L.Williams 4.0, W.McGinest 3.0, S.Smith 2.0, E.Wright 1.0, E.Kelley 1.0, M.Adams 1.0, D.Jackson 1.0, C.Thompson 1.0, S.Jones 0.5, O.Roye 0.5  
**Browns: 28.0, Opponents: 19.0**

RUSHING	NO	YDS	AVG	LG	TD
Lewis, Jamal	298	1,304	4.4	66t	9
Wright, Jason	60	277	4.6	18	1
Harrison, Jerome	23	142	6.2	17	0
Anderson, Derek	32	70	2.2	11	3
Cribbs, Joshua	9	61	6.8	18	0
Vickers, Lawrence	15	43	2.9	7	0
Frye, Charlie	1	1	1.0	1	0
Zastudil, Dave	2	-3	-1.5	0	0
Browns	440	1,895	4.3	66t	13
Opponents	460	2,072	4.5	37	8

RECEIVING	NO	YDS	AVG	LG	TD
Winslow, Kellen	82	1,106	13.5	49	5
Edwards, Braylon	80	1,289	16.1	78t	16
Jurevicius, Joe	50	614	12.3	50	3
Lewis, Jamal	30	248	8.3	34	2
Wright, Jason	24	233	9.7	23	0
Vickers, Lawrence	13	91	7.0	25	2
Heiden, Steve	12	104	8.7	27	0
Carter, Tim	8	117	14.6	22	1
Cribbs, Joshua	3	37	12.3	18	0
Harrison, Jerome	2	19	9.5	15	0
Dinkins, Darnell	1	8	8.0	8	0
Browns	305	3,866	12.7	78t	29
Opponents	340	3,867	11.4	42	29

INTERCEPTIONS	NO	YDS	AVG	LG	TD
Bodden, Leigh	6	75	12.5	26	0
Jones, Sean	5	37	7.4	26	0
Pool, Brodney	2	103	51.5	100t	1
McDonald, Brandon	2	0	0.0	0	0
Jackson, D'Qwell	1	1	1.0	1	0
Wright, Eric	1	0	0.0	0	0
Browns	17	216	12.7	100t	1
Opponents	20	422	21.1	71t	2

PUNTING	NO	YDS	AVG	NET	TB	IN	LG	B
Zastudil, Dave	49	2,046	41.8	34.6	4	14	64	0
Player, Scott	13	593	45.6	40.3	2	6	57	0
Ernstner, Paul	7	256	36.6	35.6	0	2	43	0
Browns	69	2,895	42.0	35.8	6	22	64	0
Opponents	69	2,774	40.2	32.9	5	19	69	0

PUNT RETURNS	NO	FC	YDS	AVG	LG	TD
Cribbs, Joshua	30	10	405	13.5	76t	1
Browns	30	10	405	13.5	76t	1
Opponents	34	8	308	9.1	94t	1

KICKOFF RETURNS	NO	YDS	AVG	LG	TD
Cribbs, Joshua	59	1,809	30.7	100t	2
Dinkins, Darnell	7	62	8.9	19	0
Wright, Jason	3	49	16.3	20	0
Friedman, Lennie	2	14	7.0	13	0
Jurevicius, Joe	1	9	9.0	9	0
Browns	72	1,943	27.0	100t	2
Opponents	76	1,590	20.9	65	0

FIELD GOALS	1-19	20-29	30-39	40-49	50+	TOT
Dawson, Phil	2/2	9/10	7/8	7/8	1/2	26/30
Browns	2/2	9/10	7/8	7/8	1/2	26/30
Opponents	1/1	12/12	11/11	8/11	0/0	32/35

PASSING	ATT	CMP	YDS	PCT	AV/AT	TD	TD%	INT	INT%	LG	TKLD	RATNG
Anderson, Derek	527	298	3,787	56.5	7.2	29	5.5	19	3.6	78t	14/109	82.5
Quinn, Brady	8	3	45	37.5	5.6	0	0.0	0	0.0	18	0/0	56.8
Frye, Charlie	10	4	34	40.0	3.4	0	0.0	1	10.0	15	5/31	10.0
Cribbs, Joshua	0	0	0	0.0	0.0	0	0.0	0	0.0	0	0/0	0.0
Browns	545	305	3,866	56.0	7.1	29	5.3	20	3.7	78t	19/140	80.7
Opponents	578	340	3,867	58.8	6.7	29	5.0	17	2.9	42	28/186	83.4

2008 (4-12)

COACH: Romeo Crennel		
DIVISION FINISH: 4th AFC North		
2008 USUAL STARTING LINEUPS		
OFFENSE	DEFENSE	
WR 18 Donte' Stallworth	LE 99 Corey Williams	
12 Syndric Steptoe	NT 92 Shaun Rogers	
LT 73 Joe Thomas	RE 99 Shaun Smith	
LG 65 Eric Steinbach	93 Louis Leonard	
C 66 Hank Fraley	LOLB 55 Willie McGinest	
RG 70 Rex Hadnot	MLB 54 Andra Davis	
RT 77 Kevin Shaffer	WLB 52 D'Qwell Jackson	
TE 80 Kellen Winslow	ROLB 95 Kamerion Wimbley	
82 Steve Heiden	LCB 24 Eric Wright	
WR 17 Braylon Edwards	RCB 22 Brandon McDonald	
QB 3 Derek Anderson	SS 26 Sean Jones	
RB 31 Jamal Lewis	20 Mike Adams	
FB 47 Lawrence Vickers	FS 21 Brodney Pool	
41 Charles Ali		
RADIO ANNOUNCERS:		
Jim Donovan, Doug Dieken (WMMS 100.7 FM, WTAM 1100 AM)		

DATE	RESULT	OPPONENT	ATT
9/7	L, 10-28	Dallas Cowboys	73,012
9/14	L, 6-10	Pittsburgh Steelers	73,048
9/21	L, 10-28	at Baltimore Ravens	71,104
9/28	W, 20-12	at Cincinnati Bengals	65,541
10/13	W, 35-14	New York Giants	73,102
10/19	L, 11-14	at Washington Redskins	90,487
10/26	W, 23-17	at Jacksonville Jaguars	64,775
11/2	L, 27-37	Baltimore Ravens	73,078
11/6	L, 30-34	Denver Broncos	73,141
11/17	W, 29-27	at Buffalo Bills	71,645
11/23	L, 6-16	Houston Texans	72,077
11/30	L, 6-10	Indianapolis Colts	72,411
12/7	L, 9-28	at Tennessee Titans	69,143
12/15	L, 10-30	at Philadelphia Eagles	69,144
12/21	L, 0-14	Cincinnati Bengals	72,361
12/28	L, 0-31	at Pittsburgh Steelers	63,553

TEAM STATISTICS	BROWNS	OPPONENT
Total First Downs	233	315
Rushing	84	125
Passing	127	176
Penalty	22	14
3rd Down: Made/Att	72/212	95/207
3rd Down Pct.	34.0	45.9
4th Down: Made/Att	6/14	11/17
4th Down Pct.	42.9	64.7
Possession Avg.	27:33	32:27
Total Net Yards	3,985	5,704
Avg. Per Game	249.1	356.5
Total Plays	921	1,004
Avg. Per Play	4.3	5.7
Net Yards Rushing	1,605	2,431
Avg. Per Game	100.3	151.9
Total Rushes	409	541
Net Yards Passing	2,380	3,273
Avg. Per Game	148.8	204.6
Sacked/Yards Lost	24/157	17/90
Gross Yards	2,537	3,363
Att./Completions	488/238	446/286
Completion Pct.	48.8	64.1
Had Intercepted	20	23
Punts/Average	76/45.3	59/40.7
Net Punting Avg.	76/39.3	59/34.1
Penalties/Yards	100/669	95/770
Fumbles/Ball Lost	17/6	19/8
Touchdowns	20	42
Rushing	6	16
Passing	11	19
Returns	3	7

SCORE BY PERIODS	1ST	2ND	3RD	4TH	OT	TOT
Browns	45	76	29	82	0	232
Opponents	51	119	74	106	0	350

SCORING	TD	RU	PA	RT	PAT	FG	2PT	PTS
Dawson, Phil	0	0	0	0	18/18	30/36	0	108
Lewis, Jamal	4	4	0	0	0/0	0/0	0	24
Edwards, Braylon	3	0	3	0	0/0	0/0	2	22
Cribbs, Joshua	3	1	1	1	0/0	0/0	0	18

PASSING	ATT	CMP	YDS	PCT	AV/AT
Anderson, Derek	283	142	1,615	50.2	5.71
Dorsey, Ken	91	43	370	47.3	4.07
Quinn, Brady	89	45	518	50.6	5.82
Gradkowski, Brad	21	7	26	33.3	1.24
Cribbs, Joshua	4	1	8	25.0	2.00
Browns	488	238	2,537	48.8	5.20
Opponents	446	286	3,363	64.1	7.54

Winslow, Kellen	3	0	3	0	0/0	0/0	0	18
Harrison, Jerome	2	1	1	0	0/0	0/0	0	12
Dinkins, Darnell	1	0	1	0	0/0	0/0	0	6
McDonald, Brandon	1	0	0	1	0/0	0/0	0	6
Stallworth, Donte'	1	0	1	0	0/0	0/0	0	6
Wright, Eric	1	0	0	1	0/0	0/0	0	6
Wright, Jason	1	0	1	0	0/0	0/0	0	6
Browns	20	6	11	3	18/18	30/36	2	232
Opponents	42	16	19	7	41/41	19/28	0	350

SACKS: S.Rogers 4.5, K.Wimbley 4.0, A.Hall 3.0, D.Jackson 2.0, B.Pool 1.0, W.McGinest 1.0, N.Sorensen 0.5, C.Williams 0.5, S.Thomas 0.5 Browns: 17.0, Opponents: 24.0

RUSHING	NO	YDS	AVG	LG	TD
Lewis, Jamal	279	1,002	3.6	29	4
Harrison, Jerome	34	246	7.2	72t	1
Cribbs, Joshua	29	167	5.8	27	1
Wright, Jason	23	85	3.7	11	0
Anderson, Derek	25	55	2.2	15	0
Vickers, Lawrence	10	31	3.1	10	0
Quinn, Brady	5	21	4.2	12	0
Gradkowski, Brad	1	2	2.0	2	0
Dorsey, Ken	2	0	0.0	0	0
Stallworth, Donte'	1	-4	-4.0	-4	0
Browns	409	1,605	3.9	72t	6
Opponents	541	2,431	4.5	60	16

RECEIVING	NO	YDS	AVG	LG	TD
Edwards, Braylon	55	873	15.9	70	3
Winslow, Kellen	43	428	10.0	30	3
Heiden, Steve	23	249	10.8	51	0
Lewis, Jamal	23	178	7.7	18	0
Wright, Jason	22	156	7.1	17	1
Steptoe, Syndric	19	182	9.6	53	0
Stallworth, Donte'	17	170	10.0	19	1
Harrison, Jerome	12	116	9.7	23	1
Vickers, Lawrence	10	78	7.8	21	0
Dinkins, Darnell	5	41	8.2	22t	1
Ali, Charles	4	13	3.3	12	0
Cribbs, Joshua	2	18	9.0	17	1
Rucker, Martin	2	17	8.5	9	0
Sanders, Steve	1	18	18.0	18	0
Browns	238	2,537	10.7	70	11
Opponents	286	3,363	11.8	93t	19

INTERCEPTIONS	NO	YDS	AVG	LG	TD
McDonald, Brandon	5	146	29.2	98	1
Jones, Sean	4	27	6.8	20	0
Wright, Eric	3	131	43.7	94t	1
Pool, Brodney	3	45	15.0	24	0
Jackson, D'Qwell	3	29	9.7	16	0
Adams, Mike	2	18	9.0	18	0
Cousin, Terry	1	4	4.0	4	0
Davis, Andra	1	4	4.0	4	0
Wimbley, Kamerion	1	2	2.0	2	0
Browns	23	406	17.7	98	2
Opponents	20	381	19.1	50t	5

PUNTING	NO	YDS	AVG	NET	TB	IN	LG	B
Zastudil, Dave	75	3,410	45.5	39.4	11	23	65	0
Dawson, Phil	1	33	33.0	33.0	0	1	33	0
Browns	76	3,443	45.3	39.3	11	24	65	0
Opponents	59	2,403	40.7	34.1	7	18	59	0

PUNT RETURNS	NO	FC	YDS	AVG	LG	TD
Cribbs, Joshua	28	7	228	8.1	32	0
Steptoe, Syndric	2	0	23	11.5	14	0
Browns	30	7	251	8.4	32	0
Opponents	32	7	235	7.3	44	0

KICKOFF RETURNS	NO	YDS	AVG	LG	TD
Cribbs, Joshua	44	1,110	25.2	92t	1
Dinkins, Darnell	3	37	12.3	14	0
Lawson, Gerard	3	72	24.0	43	0
Steptoe, Syndric	3	61	20.3	23	0
Ali, Charles	1	10	10.0	10	0
Cieslak, Brad	1	7	7.0	7	0
McKinney, Seth	1	0	0.0	0	0
Sowells, Isaac	1	0	0.0	0	0
Wright, Jason	1	15	15.0	15	0
Browns	58	1,312	22.6	92t	1
Opponents	53	1,228	23.2	98t	1

FIELD GOALS	1-19	20-29	30-39	40-49	50+	TOT
Dawson, Phil	0/0	10/10	12/14	5/6	3/6	30/36
Browns	0/0	10/10	12/14	5/6	3/6	30/36
Opponents	0/0	4/4	10/13	4/9	1/2	19/28

TD	TD%	INT	INT%	LG	TKLD	RATNG
9	3.2	8	2.8	70	14/ 87	66.5
0	0.0	7	7.7	28	5/ 43	26.4
2	2.2	2	2.2	42	1/ 9	66.6
0	0.0	3	14.3	12	4/ 18	2.8
0	0.0	0	0.0	8	0/ 0	39.6
11	2.3	20	4.1	70	24/ 157	54.8
19	4.3	23	5.2	93t	17/ 90	79.7

2009 (5-11)

**COACH:** Eric Mangini  
**DIVISION FINISH:** 4th AFC North  
**2009 USUAL STARTING LINEUPS**

OFFENSE		DEFENSE	
WR 16	Joshua Cribbs	LE 90	Kenyon Coleman
LT 73	Joe Thomas	NT 92	Shaun Rogers
LG 65	Eric Steinbach	RE 98	Robaire Smith
C 55	Alex Mack	OLB 95	Kameron Wimbley
RG 77	Floyd Womack	ILB 96	David Bowens
RT 78	John St. Clair	ILB 50	Eric Barton
TE 84	Robert Royal	93	Jason Trusnik
WR 11	Mohamed Massaquoi	OLB 96	David Bowens
QB 10	Brady Quinn	LCB 24	Eric Wright
3	Derek Anderson	RCB 22	Brandon McDonald
RB 31	Jamal Lewis	20	Mike Adams
35	Jerome Harrison	S 21	Brodney Pool
FB 47	Lawrence Vickers	S 26	Abram Elam

**RADIO ANNOUNCERS:**  
Jim Donovan, Doug Dieken (WMMS 100.7 FM, WTAM 1100 AM)

DATE	RESULT	OPPONENT	ATT
9/13	L, 20-34	Minnesota Vikings	70,560
9/20	L, 6-27	at Denver Broncos	73,931
9/27	L, 3-34	at Baltimore Ravens	70,950
10/4	L, 20-23 (OT)	Cincinnati Bengals	69,844
10/11	W, 6-3	at Buffalo Bills	70,526
10/18	L, 14-27	at Pittsburgh Steelers	64,398
10/25	L, 3-31	Green Bay Packers	69,797
11/1	L, 6-30	at Chicago Bears	62,262
11/16	L, 0-16	Baltimore Ravens	69,023
11/22	L, 37-38	at Detroit Lions	43,170
11/29	L, 7-16	at Cincinnati Bengals	64,553
12/6	L, 23-30	San Diego Chargers	67,978
12/10	W, 13-6	Pittsburgh Steelers	69,009
12/20	W, 41-34	at Kansas City Chiefs	53,315
12/27	W, 23-9	Oakland Raiders	67,964
1/3	W, 23-17	Jacksonville Jaguars	66,935

TEAM STATISTICS	BROWNS	OPPONENT
Total First Downs	237	336
Rushing	102	120
Passing	118	189
Penalty	17	27
3rd Down: Made/Att	76/233	86/221
3rd Down Pct.	32.6	38.9
4th Down: Made/Att	10/15	10/20
4th Down Pct.	66.7	50.0
Possession Avg.	28.28	31.32
Total Net Yards	4,163	6,229
Avg. Per Game	260.2	389.3
Total Plays	971	1,072
Avg. Per Play	4.3	5.8
Net Yards Rushing	2,087	2,314
Avg. Per Game	130.4	144.6
Total Rushes	498	506
Net Yards Passing	2,076	3,915
Avg. Per Game	129.8	244.7
Sacked/Yards Lost	30/179	40/234
Gross Yards	2,255	4,149
Att./Completions	443/219	526/313
Completion Pct.	49.4	59.5
Had Intercepted	18	10
Punts/Average	94/42.3	77/43.1
Net Punting Avg.	94/37.8	77/35.4
Penalties/Yards	77/678	101/812
Fumbles/Ball Lost	21/13	17/9
Touchdowns	25	41
Rushing	10	15
Passing	11	22
Returns	4	4

SCORE BY PERIODS	1ST	2ND	3RD	4TH	OT	TOT
Browns	66	70	46	63	0	245
Opponents	65	132	87	88	3	375

SCORING	TD	RU	PA	RT	PAT	FG	2PT	PTS
Dawson, Phil	0	0	0	0	18/19	17/19	0	69
Harrison, Jerome	7	5	2	0	0/0	0/0	0	46
Cribbs, Joshua	6	1	1	4	0/0	0/0	0	36
Cundiff, Billy	0	0	0	0	4/4	6/6	0	22

PASSING	ATT	CMP	YDS	PCT	AV/AT
Quinn, Brady	256	136	1,339	53.1	5.23
Anderson, Derek	182	81	888	44.5	4.88
Cribbs, Joshua	4	1	18	25.0	4.50
Dawson, Phil	1	1	10	100.0	10.00
Browns	443	219	2,255	49.4	5.09
Opponents	526	313	4,149	59.5	7.89

Massaquoi, Mohamed	3	0	3	0	0/0	0/0	0	18
Anderson, Derek	2	2	0	0	0/0	0/0	0	12
Stuckey, Chansi	1	0	1	0	0/0	0/0	0	6
Gaines, Michael	1	0	1	0	0/0	0/0	0	6
Heiden, Steve	1	0	1	0	0/0	0/0	0	6
Jennings, Chris	1	1	0	0	0/0	0/0	0	6
Quinn, Brady	1	1	0	0	0/0	0/0	0	6
Royal, Robert	1	0	1	0	0/0	0/0	0	6
Vickers, Lawrence	1	0	1	0	0/0	0/0	0	6
Lewis, Jamal	0	0	0	0	0/0	0/0	1	2
Browns	25	10	11	4	22/23	23/25	1	245
Opponents	41	15	22	4	39/41	30/36	0	375

**SACKS:** K.Wimbley 6.5, D.Bowens 5.5, M.Roth 4.0, C.Williams 4.0, M.Benard 3.5, J.Trusnik 2.5, K.Majava 2.5, S.Rogers 2.0, R.Smith 1.5, B.Schaeferling 1.5, K.Coleman 1.5, H.Poteat 1.0, M.Adams 1.0, B.Pool 1.0, A.Elam 1.0, B.McDonald 1.0 **Browns: 40.0, Opponents: 30.0**

RUSHING	NO	YDS	AVG	LG	TD
Harrison, Jerome	194	862	4.4	71t	5
Lewis, Jamal	143	500	3.5	18	0
Cribbs, Joshua	55	381	6.9	37	1
Jennings, Chris	63	220	3.5	16	1
Quinn, Brady	20	98	4.9	24	1
Davis, James	9	15	1.7	5	0
Anderson, Derek	10	8	0.8	3	2
Stuckey, Chansi	2	6	3.0	6	0
Hodges, Reggie	1	0	0.0	0	0
Massaquoi, Mohamed	1	-3	-3.0	-3	0
Browns	498	2,087	4.2	71t	10
Opponents	506	2,314	4.6	64t	15

RECEIVING	NO	YDS	AVG	LG	TD
Massaquoi, Mohamed	34	624	18.4	59t	3
Harrison, Jerome	34	220	6.5	18	2
Furrey, Mike	23	170	7.4	22	0
Cribbs, Joshua	20	135	6.8	35	1
Stuckey, Chansi	19	198	10.4	40t	1
Moore, Evan	12	158	13.2	24	0
Royal, Robert	11	134	12.2	29	1
Edwards, Braylon	10	139	13.9	24	0
Heiden, Steve	10	73	7.3	14	1
Jennings, Chris	9	56	6.2	19	0
Lewis, Jamal	8	88	11.0	19	0
Vickers, Lawrence	8	27	3.4	12	1
Robiskie, Brian	7	106	15.1	43	0
Gaines, Michael	5	59	11.8	24	1
Estandia, Greg	4	45	11.3	18	0
Davis, James	4	5	1.3	2	0
Quinn, Brady	1	18	18.0	18	0
Browns	219	2,255	10.3	59t	11
Opponents	313	4,149	13.3	75t	22

INTERCEPTIONS	NO	YDS	AVG	LG	TD
Wright, Eric	4	74	18.5	47	0
Pool, Brodney	4	33	8.3	32	0
McDonald, Brandon	1	39	39.0	39	0
Bowens, David	1	15	15.0	15	0
Browns	10	161	16.1	47	0
Opponents	18	281	15.6	48t	2

PUNTING	NO	YDS	AVG	NET	TB	IN	LG	B
Hodges, Reggie	45	1,789	39.8	36.4	3	15	54	0
Zastudil, Dave	49	2,188	44.7	39.1	5	25	60	0
Browns	94	3,977	42.3	37.8	8	40	60	0
Opponents	77	3,322	43.1	35.4	7	26	66	0

PUNT RETURNS	NO	FC	YDS	AVG	LG	TD
Cribbs, Joshua	38	3	452	11.9	67t	1
Lawson, Gerard	1	0	4	4.0	4	0
Browns	39	3	456	11.7	67t	1
Opponents	40	21	262	6.6	36	0

KICKOFF RETURNS	NO	YDS	AVG	LG	TD
Cribbs, Joshua	56	1,542	27.5	103t	3
Lawson, Gerard	5	43	8.6	33	0
Harrison, Jerome	3	55	18.3	19	0
Elam, Abram	1	0	0.0	0	0
Estandia, Greg	1	9	9.0	9	0
Furrey, Mike	1	12	12.0	12	0
Trusnik, Jason	1	9	9.0	9	0
Vickers, Lawrence	1	0	0.0	0	0
Browns	69	1,670	24.2	103t	3
Opponents	52	984	18.9	46	0

FIELD GOALS	1-19	20-29	30-39	40-49	50+	TOT
Dawson, Phil	0/0	7/7	5/5	5/6	0/1	17/19
Cundiff, Billy	1/1	4/4	1/1	0/0	0/0	6/6
Browns	1/1	11/11	6/6	5/6	0/1	23/25
Opponents	1/1	7/8	15/18	5/6	2/3	30/36

PASSING	ATT	CMP	YDS	PCT	AV/AT	TD	TD%	INT	INT%	LG	TKLD	RATING
Quinn, Brady	256	136	1,339	53.1	5.23	8	3.1	7	2.7	59t	19/104	67.2
Anderson, Derek	182	81	888	44.5	4.88	3	1.6	10	5.5	43	11/75	42.1
Cribbs, Joshua	4	1	18	25.0	4.50	0	0.0	1	25.0	18	0/0	6.3
Dawson, Phil	1	1	10	100.0	10.00	0	0.0	0	0.0	10	0/0	108.3
Browns	443	219	2,255	49.4	5.09	11	2.5	18	4.1	59t	30/179	55.8
Opponents	526	313	4,149	59.5	7.89	22	4.2	10	1.9	75t	40/234	90.6

2010 (5-11)

COACH: Eric Mangini			
DIVISION FINISH: 3rd AFC North			
2010 USUAL STARTING LINEUPS			
OFFENSE		DEFENSE	
WR 11	Mohamed Massaquoi	LE 90	Kenyon Coleman
LT 73	Joe Thomas	NT 71	Ahyba Rubin
LG 65	Eric Steinbach	RE 91	Brian Schaefering
C 55	Alex Mack	OLB 53	Matt Roth
RG 77	Floyd Womack	ILB 51	Chris Gocong
RT 78	John St. Clair	ILB 50	Eric Barton
TE 82	Benjamin Watson	OLB 99	Scott Fujita
WR 80	Brian Robiskie	LCB 21	Eric Wright
QB 12	Colt McCoy	RCB 24	Sheldon Brown
RB 40	Peyton Hillis	S 43	T.J. Ward
FB 47	Lawrence Vickers	S 26	Abram Elam
RADIO ANNOUNCERS:			
Jim Donovan, Doug Dieken (WMMS 100.7 FM, WTAM 1100 AM)			

DATE	RESULT	OPPONENT	ATT
9/12	L 14-17	at Tampa Bay Buccaneers	47,211
9/19	L 14-16	Kansas City Chiefs	65,377
9/26	L 17-24	at Baltimore Ravens	71,119
10/3	W 23-20	Cincinnati Bengals	66,731
10/10	L 10-20	Atlanta Falcons	65,290
10/17	L 10-28	at Pittsburgh Steelers	65,168
10/24	W 30-17	at New Orleans Saints	70,077
11/7	W 34-14	New England Patriots	66,292
11/14	L 20-26 (OT)	New York Jets	67,449
11/21	L 20-24	at Jacksonville Jaguars	62,254
11/28	W 24-23	Carolina Panthers	64,463
12/5	W 13-10	at Miami Dolphins	65,942
12/12	L 6-13	at Buffalo Bills	50,961
12/19	L 17-19	at Cincinnati Bengals	56,342
12/26	L 10-20	Baltimore Ravens	65,028
1/2	L 9-41	Pittsburgh Steelers	68,303

TEAM STATISTICS	BROWNS	OPPONENT
Total First Downs	265	317
Rushing	87	102
Passing	154	195
Penalty	24	20
3rd Down: Made/Att	75/202	96/224
3rd Down Pct.	37.1	42.9
4th Down: Made/Att	5/7	11/15
4th Down Pct.	71.4	73.3
Possession Avg.	27:55	32:05
Total Net Yards	4,635	5,601
Avg. Per Game	289.7	350.1
Total Plays	927	1,041
Avg. Per Play	5.0	5.4
Net Yards Rushing	1,646	2,070
Avg. Per Game	102.9	129.4
Total Rushes	413	505
Net Yards Passing	2,989	3,531
Avg. Per Game	186.8	220.7
Sacked/Yards Lost	36/214	29/178
Gross Yards	3,203	3,709
Att./Completions	478/296	507/309
Completion Pct.	61.9	60.9
Had Intercepted	18	19
Punts/Average	78/43.9	64/44.0
Net Punting Avg.	39.0	37.8
Penalties/Yards	78/675	85/741
Fumbles/Ball Lost	29/11	16/9
Touchdowns		
Rushing	13	7
Passing	13	26
Returns	3	3

SCORE BY PERIODS	1ST	2ND	3RD	4TH	OT	TOT		
Browns	77	91	37	66	0	271		
Opponents	40	134	47	105	6	332		
SCORING	TD	RU	PA	RT	PAT	FG	2PT	PTS
Dawson, Phil	0	0	0	0	28/28	23/28	0	97
Hillis, Peyton	13	11	2	0	0/0	0/0	0	78
Robiskie, Brian	3	0	3	0	0/0	0/0	0	18
Watson, Benjamin	3	0	3	0	0/0	0/0	0	18
Massaquoi, Mohamed	2	0	2	0	0/0	0/0	0	12
Bowens, David	2	0	0	2	0/0	0/0	0	12
Royal, Robert	1	0	1	0	0/0	0/0	0	6
McCoy, Colt	1	1	0	0	0/0	0/0	0	6
Cribbs, Joshua	1	0	1	0	0/0	0/0	0	6

PASSING	ATT	CMP	YDS	PCT	AV/AT
McCoy, Colt	222	135	1,576	60.8	7.1
Delhomme, Jake	149	93	872	62.4	5.9
Wallace, Seneca	101	64	694	63.4	6.9
Massaquoi, Mohamed	1	1	29	100.0	29.0
Cribbs, Joshua	3	2	19	66.7	6.3
Hillis, Peyton	2	1	13	50.0	6.5
Browns	478	296	3,203	61.9	6.7
Opponents	507	309	3,709	60.9	7.3

Elam, Abram	1	0	0	1	0/0	0/0	0	6
Stuckey, Chansi	1	1	0	0	0/0	0/0	0	6
Moore, Evan	1	0	1	0	0/0	0/0	0	6
Browns	29	13	13	3	28/28	23/28	0	271
Opponents	36	7	26	3	35/35	27/36	0	332
SACKS: M. Benard 7.5, S. Fujita 3.5, M. Roth 3.5, K. Coleman 2.5, A. Rubin 2.0, A. Elam 2.0, S. Rogers 2.0, C. Gocong 2.0, M. Adams 1.0, J. Trusnik 1.0, J. Haden 1.0, D. Bowens 0.5, D. Robinson 0.5 Browns: 29.0, Opponents: 36.0								

RUSHING	NO	YDS	AVG	LG	TD
Hillis, Peyton	270	1,177	4.4	48	11
McCoy, Colt	28	136	4.9	18	1
Harrison, Jerome	31	91	2.9	39	0
Bell, Mike	31	71	2.3	11	0
Hodges, Reggie	1	68	68.0	68	0
Cribbs, Joshua	20	66	3.3	19	0
Vickers, Lawrence	5	11	2.2	3	0
Wallace, Seneca	7	9	1.3	6	0
Davis, James	4	9	2.3	4	0
Stuckey, Chansi	3	9	3.0	11t	1
Mitchell, Carlton	1	9	9.0	9	0
Clayton, Thomas	1	0	0.0	0	0
Watson, Benjamin	1	-1	-1.0	-1	0
Delhomme, Jake	8	-2	-0.3	2	0
Massaquoi, Mohamed	1	-3	-3.0	-3	0
Figurs, Yarnon	1	-4	-4.0	-4	0
Browns	413	1,646	4.0	68	13
Opponents	505	2,070	4.1	55	7

RECEIVING	NO	YDS	AVG	LG	TD
Watson, Benjamin	68	763	11.2	44	3
Hillis, Peyton	61	477	7.8	47	2
Stuckey, Chansi	40	346	8.7	25	0
Massaquoi, Mohamed	36	483	13.4	41t	2
Robiskie, Brian	29	310	10.7	46t	3
Cribbs, Joshua	23	292	12.7	65t	1
Moore, Evan	16	322	20.1	49	1
Bell, Mike	6	62	10.3	28	0
Royal, Robert	5	56	11.2	20t	1
Harrison, Jerome	4	42	10.5	23	0
Vickers, Lawrence	4	15	3.8	10	0
McCoy, Colt	1	13	13.0	13	0
Wallace, Seneca	1	9	9.0	9	0
Aiken, Sam	1	7	7.0	7	0
Smith, Alex	1	6	6.0	6	0
Browns	296	3,203	10.8	65t	13
Opponents	309	3,709	12.0	78t	26

INTERCEPTIONS	NO	YDS	AVG	LG	TD
Haden, Joe	6	101	16.8	62	0
Bowens, David	2	94	47.0	64t	2
Adams, Mike	2	51	25.5	26	0
Ward, T.J.	2	39	19.5	23	0
Elam, Abram	2	18	9.0	18	0
Brown, Sheldon	2	0	0.0	0	0
Fujita, Scott	1	16	16.0	16	0
Rubin, Ahtyba	1	1	1.0	1	0
Wright, Eric	1	0	0.0	0	0
Browns	19	320	16.8	64t	2
Opponents	18	267	14.8	64	3

PUNTING	NO	YDS	AVG	NET	TB	IN	LG	B
Hodges, Reggie	78	3,424	43.9	39.0	5	29	59	0
Browns	78	3,424	43.9	39.0	5	29	59	0
Opponents	64	2,817	44.0	37.8	8	27	61	0

PUNT RETURNS	NO	FC	YDS	AVG	LG	TD
Cribbs, Joshua	20	6	168	8.4	17	0
Stuckey, Chansi	2	3	5	2.5	5	0
Wright, Eric	0	0	62	0	62	0
Smith, Clifton	0	2	0	0	0	0
Browns	22	11	235	10.7	62	0
Opponents	40	13	285	7.1	33	0

KICKOFF RETURNS	NO	YDS	AVG	LG	TD
Cribbs, Joshua	40	814	20.4	37	0
Smith, Clifton	5	92	18.4	26	0
Bell, Mike	5	55	11.0	31	0
Haden, Joe	4	96	24.0	32	0
Ventrone, Ray	4	47	11.8	17	0
Harrison, Jerome	4	32	8.0	10	0
Benard, Marcus	4	26	6.5	11	0
Vickers, Lawrence	2	13	6.5	10	0
Davis, James	1	11	11.0	11	0
Gocong, Chris	1	5	5.0	5	0
Browns	70	1,191	17.0	37	0
Opponents	54	959	17.8	32	0

FIELD GOALS	1-19	20-29	30-39	40-49	50+	TOT
Dawson, Phil	3/3	7/7	10/10	3/5	0/3	23/28
Browns	3/3	7/7	10/10	3/5	0/3	23/28
Opponents	1/1	11/12	6/7	8/14	1/2	27/36

2011 (4-12)

COACH: Pat Shurmur			
DIVISION FINISH: 4th AFC North			
2011 USUAL STARTING LINEUPS			
OFFENSE		DEFENSE	
WR 11	Mohamed Massaquoi	LE 97	Jabaal Sheard
LT 73	Joe Thomas	DT 98	Phil Taylor
LG 62	Jason Pinkston	DT 71	Ahtyba Rubin
C 55	Alex Mack	RE 92	Jayme Mitchell
RG 66	Shawn Lauvao	SLB 99	Scott Fujita
RT 79	Tony Pashos	MLB 52	D'Qwell Jackson
TE 82	Benjamin Watson	WLB 51	Chris Gocong
WR 15	Greg Little	LCB 23	Joe Haden
OLB 12	Colt McCoy	RCB 24	Sheldon Brown
RB 40	Peyton Hillis	FS 20	Mike Adams
WR 16	Joshua Cribbs	SS 43	T.J. Ward
RADIO ANNOUNCERS:		28 Usama Young	
Jim Donovan, Doug Dieken (WMMS 100.7 FM, WTAM 1100 AM)			

DATE	RESULT	OPPONENT	ATT
9/11	L, 17-27	Cincinnati Bengals	67,321
9/18	W, 27-19	at Indianapolis Colts	65,035
9/25	W, 17-16	Miami Dolphins	66,651
10/2	L, 13-31	Tennessee Titans	66,240
10/16	L, 17-24	at Oakland Raiders	57,300
10/23	W, 6-3	Seattle Seahawks	66,350
10/30	L, 10-20	at San Francisco 49ers	69,732
11/6	L, 12-30	at Houston Texans	71,511
11/13	L, 12-13	St. Louis Rams	64,900
11/20	W, 14-10	Jacksonville Jaguars	63,498
11/27	L, 20-23	at Cincinnati Bengals	48,260
12/4	L, 10-24	Baltimore Ravens	63,648
12/8	L, 3-14	at Pittsburgh Steelers	60,754
12/18	L, 17-20 (OT)	at Arizona Cardinals	60,443
12/24	L, 14-20	at Baltimore Ravens	71,083
1/1	L, 9-13	Pittsburgh Steelers	68,266

TEAM STATISTICS	BROWNS	OPPONENT
Total First Downs	278	301
Rushing	77	124
Passing	173	149
Penalty	28	28
3rd Down: Made/Att	92/238	95/230
3rd Down Pct.	38.7	41.3
4th Down: Made/Att	10/18	6/14
4th Down Pct.	55.6	42.9
Possession Avg.	29:07	30:53
Total Net Yards	4,621	5,318
Avg. Per Game	288.8	332.4
Total Plays	1,024	1,035
Avg. Per Play	4.5	5.1
Net Yards Rushing	1,531	2,359
Avg. Per Game	95.7	147.4
Total Rushes	415	534
Net Yards Passing	3,090	2,959
Avg. Per Game	193.1	184.9
Sacked/Yards Lost	39/210	32/199
Gross Yards	3,300	3,158
Att./Completions	570/320	469/265
Completion Pct.	56.1	56.5
Had Intercepted	13	9
Punts/Average	89/40.1	76/46.1
Net Punting Avg.	36.3	37.9
Penalties/Yards	95/847	90/726
Fumbles/Ball Lost	22/6	20/11
Touchdowns	21	31
Rushing	4	12
Passing	16	16
Returns	1	3

SCORE BY PERIODS	1ST	2ND	3RD	4TH	OT	TOT
Browns	26	83	35	74	0	218
Opponents	82	94	62	66	3	307

SCORING	TD	RU	PA	RT	PAT	FG	2PT	PTS
Dawson, Phil	0	0	0	0	20/20	24/29	0	92
Cribbs, Joshua	5	0	4	1	0/0	0/0	0	30
Moore, Evan	4	0	4	0	0/0	0/0	0	24

Hillis, Peyton	3	3	0	0	0/0	0/0	0	18
Little, Greg	2	0	2	0	0/0	0/0	0	12
Massaquoi, Mohamed	2	0	2	0	0/0	0/0	0	12
Watson, Benjamin	2	0	2	0	0/0	0/0	0	12
Norwood, Jordan	1	0	1	0	0/0	0/0	0	6
Ogbonnaya, Chris	1	1	0	0	0/0	0/0	0	6
Smith, Alex	1	0	1	0	0/0	0/0	0	6
Browns	21	4	16	1	20/20	24/29	0	218
Opponents	31	12	16	3	31/31	30/34	0	307

SACKS: J. Sheard 8.5, A. Rubin 5.0, P. Taylor 4.0, D. Jackson 3.5, C. Gocong 3.5, J. Mitchell 1.5, S. Paxson 1.0, T. Brown 1.0, J. Haden 1.0, T. Ward 1.0, Team 1.0, M. Benard 0.5, B. Schaefering 0.5 Browns: 32.0, Opponents: 39.0

RUSHING	NO	YDS	AVG	LG	TD
Hillis, Peyton	161	587	3.6	24t	3
Ogbonnaya, Chris	73	334	4.6	40	1
Hardesty, Montario	88	266	3.0	19	0
McCoy, Colt	61	212	3.5	20	0
Wallace, Seneca	7	70	10.0	27	0
Cribbs, Joshua	7	25	3.6	15	0
Little, Greg	3	15	5.0	13	0
Clayton, Thomas	8	12	1.5	4	0
Marecic, Owen	4	8	2.0	3	0
Smith, Armond	3	2	0.7	6	0
Browns	415	1,531	3.7	40	4
Opponents	534	2,359	4.4	67	12

RECEIVING	NO	YDS	AVG	LG	TD
Little, Greg	61	709	11.6	76t	2
Cribbs, Joshua	41	518	12.6	45t	4
Watson, Benjamin	37	410	11.1	34t	2
Moore, Evan	34	324	9.5	33	4
Massaquoi, Mohamed	31	384	12.4	56	2
Norwood, Jordan	23	268	11.7	51	1
Ogbonnaya, Chris	23	165	7.2	19	0
Hillis, Peyton	22	130	5.9	52	0
Smith, Alex	14	131	9.4	20	1
Hardesty, Montario	14	122	8.7	27	0
Cameron, Jordan	6	33	5.5	15	0
Marecic, Owen	5	31	6.2	11	0
Mitchell, Carlton	3	31	10.3	19	0
Robiskie, Brian	3	25	8.3	14	0
Wallace, Seneca	1	21	21.0	21	0
Clayton, Thomas	1	3	3.0	3	0
McCoy, Colt	1	-5	-5.0	-5	0
Browns	320	3,300	10.3	76t	16
Opponents	265	3,158	11.9	80t	16

INTERCEPTIONS	NO	YDS	AVG	LG	TD
Adams, Mike	3	33	11.0	29	0
Brown, Sheldon	2	0	0.0	0	0
Young, Usama	1	28	28.0	28	0
Jackson, D'Qwell	1	24	24.0	24	0
Skirne, Buster	1	5	5.0	5	0
Fujita, Scott	1	3	3.0	3	0
Browns	9	93	10.3	29	0
Opponents	13	241	18.5	97t	1

PUNTING	NO	YDS	AVG	NET	TB	IN	LG	B
Maynard, Brad	81	3,282	40.5	36.7	1	32	63	0
McGee, Richmond	8	288	36.0	31.6	1	0	48	0
Browns	89	3,570	40.1	36.3	2	32	63	0
Opponents	76	3,505	46.1	37.9	10	19	67	0

PUNT RETURNS	NO	FC	YDS	AVG	LG	TD
Cribbs, Joshua	34	8	388	11.4	84t	1
Norwood, Jordan	4	1	35	8.8	14	0
Browns	38	9	423	11.1	84t	1
Opponents	26	28	303	11.7	68t	1

KICKOFF RETURNS	NO	YDS	AVG	LG	TD
Cribbs, Joshua	39	974	25.0	63	0
Marecic, Owen	4	46	11.5	13	0
Skirne, Buster	3	72	24.0	32	0
Adams, Mike	2	42	21.0	30	0
Browns	48	1,134	23.6	63	0
Opponents	46	1,055	22.9	101t	1

FIELD GOALS	1-19	20-29	30-39	40-49	50+	TOT
Dawson, Phil	0/0	7/9	3/4	7/8	7/8	24/29
Browns	0/0	7/9	3/4	7/8	7/8	24/29
Opponents	1/1	14/14	6/7	7/9	2/3	30/34

PASSING	ATT	CMP	YDS	PCT	AV/AT	TD	TD%	INT	INT%	LG	TKLD	RATNG
McCoy, Colt	463	265	2,733	57.2	5.9	14	3.0	11	2.4	56	32/173	74.6
Wallace, Seneca	107	55	567	51.4	5.3	2	1.9	2	1.9	76t	6/30	65.5
Cribbs, Joshua	0	0	0	0.0	0.0	0	0.0	0	0.0	0	1/7	0.0
Browns	570	320	3,300	56.1	5.8	16	2.8	13	2.3	76t	39/210	72.8
Opponents	469	265	3,158	56.5	6.7	16	3.4	9	1.9	80t	32/199	80.6

# YEARLY RESULTS (1946-2011)

YEAR	LEAGUE	REGULAR SEASON				PLAYOFFS				COMBINED RECORD			
		W	L	T	%	W	L	T	%	W	L	T	%
1946 #	AAFC	12	2	0	0.857	1	0	0	1.000	13	2	0	0.867
1947 #	AAFC	12	1	1	0.923	1	0	0	1.000	13	1	1	0.929
1948 #	AAFC	14	0	0	1.000	1	0	0	1.000	15	0	0	1.000
1949 #	AAFC	9	1	2	0.900	2	0	0	1.000	11	1	2	0.917
1950 #	NFL	10	2	0	0.833	2	0	0	1.000	12	2	0	0.857
1951 #	NFL	11	1	0	0.917	0	1	0	0.000	11	2	0	0.846
1952 #	NFL	8	4	0	0.667	0	1	0	0.000	8	5	0	0.615
1953 #	NFL	11	1	0	0.917	0	1	0	0.000	11	2	0	0.846
1954 #	NFL	9	3	0	0.750	1	0	0	1.000	10	3	0	0.769
1955 #	NFL	9	2	1	0.818	1	0	0	1.000	10	2	1	0.833
1956	NFL	5	7	0	0.417	0	0	0	0.000	5	7	0	0.417
1957 #	NFL	9	2	1	0.818	0	1	0	0.000	9	3	1	0.750
1958 #	NFL	9	3	0	0.750	0	1	0	0.000	9	4	0	0.692
1959	NFL	7	5	0	0.583	0	0	0	0.000	7	5	0	0.583
1960	NFL	8	3	1	0.727	0	0	0	0.000	8	3	1	0.727
1961	NFL	8	5	1	0.615	0	0	0	0.000	8	5	1	0.615
1962	NFL	7	6	1	0.538	0	0	0	0.000	7	6	1	0.538
1963	NFL	10	4	0	0.714	0	0	0	0.000	10	4	0	0.714
1964 #	NFL	10	3	1	0.769	1	0	0	1.000	11	3	1	0.786
1965 #	NFL	11	3	0	0.786	0	1	0	0.000	11	4	0	0.733
1966	NFL	9	5	0	0.643	0	0	0	0.000	9	5	0	0.643
1967 #	NFL	9	5	0	0.643	0	1	0	0.000	9	6	0	0.600
1968 #	NFL	10	4	0	0.714	1	1	0	0.500	11	5	0	0.688
1969 #	NFL	10	3	1	0.769	1	1	0	0.500	11	4	1	0.733
1970	NFL	7	7	0	0.500	0	0	0	0.000	7	7	0	0.500
1971 #	NFL	9	5	0	0.643	0	1	0	0.000	9	6	0	0.600
1972 #	NFL	10	4	0	0.714	0	1	0	0.000	10	5	0	0.667
1973	NFL	7	5	2	0.583	0	0	0	0.000	7	5	2	0.583
1974	NFL	4	10	0	0.286	0	0	0	0.000	4	10	0	0.286
1975	NFL	3	11	0	0.214	0	0	0	0.000	3	11	0	0.214
1976	NFL	9	5	0	0.643	0	0	0	0.000	9	5	0	0.643
1977	NFL	6	8	0	0.429	0	0	0	0.000	6	8	0	0.429
1978	NFL	8	8	0	0.500	0	0	0	0.000	8	8	0	0.500
1979	NFL	9	7	0	0.563	0	0	0	0.000	9	7	0	0.563
1980 #	NFL	11	5	0	0.688	0	1	0	0.000	11	6	0	0.647
1981	NFL	5	11	0	0.313	0	0	0	0.000	5	11	0	0.313
1982 *	NFL	4	5	0	0.444	0	1	0	0.000	4	6	0	0.400
1983	NFL	9	7	0	0.563	0	0	0	0.000	9	7	0	0.563
1984	NFL	5	11	0	0.313	0	0	0	0.000	5	11	0	0.313
1985 #	NFL	8	8	0	0.500	0	1	0	0.000	8	9	0	0.471
1986 #	NFL	12	4	0	0.750	1	1	0	0.500	13	5	0	0.722
1987 #	NFL	10	5	0	0.667	1	1	0	0.500	11	6	0	0.647
1988 *	NFL	10	6	0	0.625	0	1	0	0.000	10	7	0	0.588
1989 #	NFL	9	6	1	0.600	1	1	0	0.500	10	7	1	0.588
1990	NFL	3	13	0	0.188	0	0	0	0.000	3	13	0	0.188
1991	NFL	6	10	0	0.375	0	0	0	0.000	6	10	0	0.375
1992	NFL	7	9	0	0.438	0	0	0	0.000	7	9	0	0.438
1993	NFL	7	9	0	0.438	0	0	0	0.000	7	9	0	0.438
1994 *	NFL	11	5	0	0.688	1	1	0	0.500	12	6	0	0.667
1995	NFL	5	11	0	0.313	0	0	0	0.000	5	11	0	0.313
1999	NFL	2	14	0	0.125	0	0	0	0.000	2	14	0	0.125
2000	NFL	3	13	0	0.188	0	0	0	0.000	3	13	0	0.188
2001	NFL	7	9	0	0.438	0	0	0	0.000	7	9	0	0.438
2002 *	NFL	9	7	0	0.563	0	1	0	0.000	9	8	0	0.529
2003	NFL	5	11	0	0.313	0	0	0	0.000	5	11	0	0.313
2004	NFL	4	12	0	0.250	0	0	0	0.000	4	12	0	0.250
2005	NFL	6	10	0	0.375	0	0	0	0.000	6	10	0	0.375
2006	NFL	4	12	0	0.250	0	0	0	0.000	4	12	0	0.250
2007	NFL	10	6	0	0.625	0	0	0	0.000	10	6	0	0.625
2008	NFL	4	12	0	0.250	0	0	0	0.000	4	12	0	0.250
2009	NFL	5	11	0	0.313	0	0	0	0.000	5	11	0	0.313
2010	NFL	5	11	0	0.313	0	0	0	0.000	5	11	0	0.313
2011	NFL	4	12	0	0.250	0	0	0	0.000	4	12	0	0.250
NFL Totals		442	406	10	.521	11	20	0	.355	453	426	10	.515
AAFC Totals		47	4	3	.898	5	0	0	1.000	52	4	3	.907
Franchise Totals		489	410	13	.543	16	20	0	.444	505	430	13	.540

Bold Denotes League Champions: 8 times (4 AAFC 1946, 1947, 1948, 1949; 4 NFL 1950, 1954, 1955, 1964)

# Denotes playoff appearance: 58 NFL seasons, 24 post-season appearances

\* Denotes wild-card qualifier for playoffs



## PLAYOFF RESULTS

### BROWNS IN NFL CHAMPIONSHIP GAMES

12/24/1950: BROWNS 30, vs. Los Angeles Rams 28  
 12/23/1951: at Los Angeles Rams 24, BROWNS 17  
 12/18/1952: vs. Detroit Lions 17, BROWNS 7  
 12/17/1953: at Detroit Lions 17, BROWNS 16  
 12/26/1954: BROWNS 56, vs. Detroit Lions 10  
 12/26/1955: BROWNS 38, at Los Angeles Rams 14  
 12/29/1957: at Detroit Lions 59, BROWNS 14  
 12/27/1964: BROWNS 27, vs. Baltimore Colts 0  
 12/1966: at Green Bay Packers 23, BROWNS 12  
 12/29/1968: vs. Baltimore Colts 34, BROWNS 0  
 1/4/1970: at Minnesota Vikings 27, BROWNS 7

### BROWNS IN CONFERENCE PLAYOFF GAMES

12/17/1950: BROWNS 8, vs. New York Giants 3  
 12/21/1958: at New York Giants 10, BROWNS 0  
 12/24/1967: at Dallas Cowboys 52, BROWNS 14  
 12/21/1968: BROWNS 31, vs. Dallas Cowboys 20  
 12/28/1969: BROWNS 38, at Dallas Cowboys 14  
 1/11/1987: vs. Denver Broncos 23, BROWNS 20 (OT)  
 1/17/1988: at Denver Broncos 38, BROWNS 33  
 1/14/1990: at Denver Broncos 37, BROWNS 21

### BROWNS IN DIVISIONAL PLAYOFF GAMES

12/26/1971: vs. Baltimore Colts 20, BROWNS 3  
 12/24/1972: at Miami Dolphins 20, BROWNS 14

1/4/1980: vs. Oakland Raiders 14, BROWNS 12  
 1/8/1983: at Los Angeles Raiders 27, BROWNS 10  
 1/4/1986: at Miami Dolphins 24, BROWNS 21  
 1/11/1987: BROWNS 23, vs. New York Jets 20 (2 OT)  
 1/9/1988: BROWNS 38, vs. Indianapolis Colts 21  
 1/6/1990: BROWNS 34, vs. Buffalo Bills 30  
 1/7/1995: at Pittsburgh Steelers 29, BROWNS 9

### BROWNS IN WILD CARD PLAYOFF GAMES

12/24/1988: vs. Houston Oilers 24, BROWNS 23  
 1/1/1995: BROWNS 20, vs. New England Patriots 13  
 1/5/2003: at Pittsburgh Steelers 36, BROWNS 33

### BROWNS IN PLAYOFF BOWLS

1/7/1961: Detroit Lions 17, BROWNS 16 (at Miami)  
 1/5/1964: Green Bay Packers 40, BROWNS 23 (at Miami)  
 1/7/1968: Los Angeles Rams 30, BROWNS 6 (at Miami)

### BROWNS IN AAFC ALL-STAR GAMES

12/18/1949: AAFC All-Stars 12, BROWNS 7

### BROWNS IN COLLEGE ALL-STAR GAMES

8/17/1951: BROWNS 33, All-Stars 0  
 8/12/1955: All-Stars 30, BROWNS 27  
 8/10/1956: BROWNS 26, All-Stars 0  
 8/6/1965: BROWNS 24, All-Stars 16

**BROWNS' NFL PLAYOFF RECORD: 11-20 (.355)**

## NFL PLAYER LIMITS

The Active/Inactive List is the principal status for players participating for a club. It consists of all players under contract who are eligible for preseason, regular-season, and postseason games. Teams are permitted to open training camp with no more than 90 players under contract and thereafter must meet two mandatory roster reductions prior to the season opener. Teams will be permitted an Active List of 46 players and an Inactive List of seven players for each regular-season and postseason game. Teams also are permitted to establish Practice Squads of up to eight players who are eligible to participate in practice, but these players remain free agents and are eligible to sign with any other team in the league.

August 27.....Roster reduction to 75 players  
 August 31.....Roster reduction to 53 players  
 September 1.....Teams establish a Practice Squad of up to eight players

In addition to the squad limits described above, the overall roster limit of 90 players remains in effect throughout the regular season and postseason. The overall limit is applicable to players on a team's Active, Inactive, and certain Exempt Lists, players on the Practice Squad, and players on the Reserve List as Injured, Physically Unable to Perform, Non-Football Illness/Injury, and Suspended by Club.

### ANNUAL ACTIVE PLAYER LIMITS

NFL Year(s)	Limit	NFL Year(s)	Limit
2011-12.....	46	1949-50.....	32
1991-2010.....	45**	1948.....	35
1985-90.....	45	1947.....	35* 34
1983-84.....	49	1945-46.....	33
1982.....	45† 49	1943-44.....	28
1978-81.....	45	1940-42.....	33
1975-77.....	43	1938-39.....	30
1974.....	47	1936-37.....	25
1964-73.....	40	1935.....	24
1963.....	37	1930-34.....	20
1961-62.....	36	1926-29.....	18
1960.....	38	1925.....	16
1959.....	36	** 45 plus a third quarterback	
1957-58.....	35	† 45 for first two games	
1951-56.....	33	* 35 for first three games	

# ALL-TIME ATTENDANCE

YEAR	HOME GAMES	HOME ATTEND	ROAD ATTEND	PRESEASON ATTEND	PLAYOFF ATTEND	TOTAL ATTEND
1946	7	339,962	206,060	35,964	40,469	622,455
1947	7	392,760	270,619	33,106	61,879	758,364
1948	7	318,619	270,728	43,279	22,981	655,607
1949	6	189,604	211,565	63,997	39,820	504,986
1950	6	200,319	232,361	125,642	62,805	621,127
1951	6	231,414	231,854	259,359	57,540	780,167
1952	6	240,204	200,656	116,310	50,934	608,104
1953	6	274,671	183,272	189,571	54,577	702,091
1954	6	183,476	200,101	182,255	43,827	609,659
1955	6	251,444	220,892	247,200	87,695	807,231
1956	6	221,648	161,887	302,221	—	685,756
1957	6	324,165	222,185	226,348	55,263	827,961
1958	6	370,781	264,375	224,602	61,174	920,932
1959	6	338,380	257,990	191,477	—	787,847
1960	6	337,972	234,767	*197,513	—	770,252
1961	7	426,886	268,909	173,603	—	869,398
1962	7	422,043	289,807	240,081	—	951,931
1963	7	487,430	331,642	*267,807	—	1,086,879
1964	7	549,334	337,929	218,544	79,544	1,185,351
1965	7	557,283	369,055	254,591	50,852	1,231,781
1966	7	544,250	389,783	246,708	—	1,180,741
1967	7	544,807	402,976	*295,514	70,786	1,314,083
1968	7	527,107	366,524	291,232	162,125	1,346,988
1969	7	578,360	380,442	283,248	117,221	1,359,271
1970	7	567,377	379,082	347,558	—	1,294,017
1971	7	541,505	381,467	334,051	74,082	1,331,105
1972	7	528,591	382,182	397,140	80,010	1,387,923
1973**	7	490,406	382,124	329,183	—	1,201,713
1974	7	424,412	319,684	200,904	—	945,000
1975	7	390,440	358,175	180,338	—	928,953
1976	7	472,602	310,340	183,434	—	966,376
1977	7	480,805	380,166	248,178	—	1,109,149
1978	8	510,046	397,891	127,918	—	1,035,855
1979	8	593,821	400,029	169,623	—	1,163,473
1980	8	620,496	419,834	197,991	77,655	1,315,976
1981	8	601,725	470,856	232,523	—	1,305,104
1982	4	251,314	245,350	209,598	56,555	762,817
1983	8	564,639	414,621	202,840	—	1,182,100
1984	8	458,433	345,159	162,367	—	965,959
1985	8	535,752	445,250	156,607	75,128	1,212,737
1986	8	583,739	452,237	192,060	158,021	1,386,057
1987	7	492,939	378,368	193,325	154,579	1,219,211
1988	8	615,545	469,029	238,380	74,977	1,397,931
1989	8	613,415	483,534	289,305	153,752	1,540,006
1990	8	568,093	516,085	233,158	—	1,317,336
1991	8	571,752	432,264	216,260	—	1,220,276
1992	8	560,417	416,269	203,012	—	1,179,698
1993	8	568,474	415,133	166,496	—	1,150,103
1994	8	559,582	492,141	197,793	135,637	1,385,153
1995	8	512,392	458,037	177,653	—	1,148,082
1999	8	580,934	482,769	297,883	—	1,361,586
2000	8	581,544	475,595	270,697	—	1,327,836
2001	8	583,094	506,492	280,694	—	1,370,280
2002	8	586,294	523,767	265,136	62,595	1,446,792
2003	8	585,564	553,876	268,108	—	1,407,548
2004	8	584,840	556,930	282,059	—	1,423,829
2005	8	578,330	502,742	255,658	—	1,336,730
2006	8	578,672	533,569	275,716	—	1,387,957
2007	8	584,006	526,080	275,716	—	1,385,802
2008	8	582,230	565,392	265,211	—	1,412,833
2009	8	551,110	503,105	265,228	—	1,391,443
2010	8	528,933	488,974	225,951	—	1,243,858
2011	8	526,997	486,462	242,099	—	1,255,558
<b>TOTALS</b>		<b>29,964,179</b>	<b>23,757,439</b>	<b>13,968,023</b>	<b>2,222,483</b>	<b>69,993,124</b>

\* Includes Miami Playoff Bowl games at end of season.

\*\* First year of new method of announcing attendance.

# RECORDS

## CAREER TOP 10

### SCORING

PLAYER	YEARS	TD	PAT	FG	TOTAL
1. Lou Groza	1950-59, 61-67	1	641	234	1,349
2. Phil Dawson	1999-2011	1	321	276	1,155
3. Don Cockroft	1968-80	0	432	216	1,080
4. Jim Brown	1957-65	126	0	0	756
5. Matt Bahr	1981-89	0	248	143	677
6. Leroy Kelly	1964-73	90	0	0	540
7. Matt Stover	1991-95	0	156	108	480
8. Gary Collins	1962-72	70	0	0	420
9. Ray Renfro	1952-63	55	0	0	330
10. Kevin Mack	1985-93	54	0	0	324

### RUSHING

PLAYER	YEARS	CARRIES	YARDS	AVG	TD
1. Jim Brown	1957-65	2,359	12,312	5.2	106
2. Leroy Kelly	1964-73	1,727	7,274	4.2	74
3. Mike Pruitt	1976-84	1,593	6,540	4.1	47
4. Greg Pruitt	1973-81	1,158	5,496	4.7	25
5. Kevin Mack	1985-93	1,291	5,123	4.0	46
6. Earnest Byner	1984-88, 94-95	862	3,364	3.9	27
7. Ernie Green	1962-68	668	3,204	4.8	15
8. Jamal Lewis	2007-09	720	2,806	3.9	13
9. Bobby Mitchell	1958-61	423	2,297	5.4	16
10. Cleo Miller	1975-82	546	2,286	4.2	16

PLAYER	ATTEMPTS YEARS	ATTEMPTS
1. Jim Brown	1957-65	2,359
2. Leroy Kelly	1964-73	1,727
3. Mike Pruitt	1976-84	1,593
4. Kevin Mack	1985-93	1,291
5. Greg Pruitt	1973-81	1,158
6. Earnest Byner	1984-88, 94-95	862
7. Jamal Lewis	2007-09	720
8. Ernie Green	1962-68	668
9. Eric Metcalf	1989-94	592
10. Bobby Mitchell	2002-05	568

PLAYER	TOUCHDOWNS YEARS	RUSHING TDS
1. Jim Brown	1957-65	106
2. Leroy Kelly	1964-73	74
3. Mike Pruitt	1976-84	47
4. Kevin Mack	1985-93	46
5. Otto Graham	1950-55	33
6. Earnest Byner	1984-88, 94-95	27
7. Greg Pruitt	1973-81	25
8. Bo Scott	1969-74	18
9. Cleo Miller	1975-82	16
Bobby Mitchell	1958-61	16

### PASSING

PLAYER	ATTEMPTS YEARS	ATTEMPTS
1. Brian Sipe	1974-83	3,439
2. Bernie Kosar	1985-93	3,150
3. Frank Ryan	1962-68	1,755
4. Tim Couch	1999-03	1,714
5. Otto Graham	1950-55	1,565
6. Mike Phipps	1970-76	1,317
7. Bill Nelsen	1968-72	1,314
8. Derek Anderson	2005-09	1,109
9. Milt Plum	1957-61	1,083
10. Vinny Testaverde	1993-95	998

PLAYER	COMPLETIONS YEARS	COMPLETIONS
1. Brian Sipe	1974-83	1,944
2. Bernie Kosar	1985-93	1,853
3. Tim Couch	1999-03	1,025
4. Frank Ryan	1962-68	907
5. Otto Graham	1950-55	872
6. Bill Nelsen	1968-72	689
7. Mike Phipps	1970-76	633
8. Milt Plum	1957-61	627
9. Derek Anderson	2005-09	587

10. Vinny Testaverde	1993-95	578
----------------------	---------	-----

### YARDS

PLAYER	YEARS	YARDS
1. Brian Sipe	1974-83	23,713
2. Bernie Kosar	1985-93	21,904
3. Otto Graham	1950-55	13,499
4. Frank Ryan	1962-68	13,361
5. Tim Couch	1999-03	11,131
6. Bill Nelsen	1968-72	9,725
7. Milt Plum	1957-61	8,914
8. Mike Phipps	1970-76	7,700
9. Vinny Testaverde	1993-95	7,255
10. Derek Anderson	2005-09	7,083

### TOUCHDOWNS

PLAYER	YEARS	TOUCHDOWNS
1. Brian Sipe	1974-83	154
2. Frank Ryan	1962-68	134
3. Bernie Kosar	1985-93	116
4. Otto Graham	1950-55	88
5. Bill Nelsen	1968-72	71
6. Milt Plum	1957-61	66
7. Tim Couch	1999-03	64
8. Vinny Testaverde	1993-95	47
9. Derek Anderson	2005-09	46
10. Mike Phipps	1970-76	40

### QUARTERBACK RATING (MINIMUM 750 ATTEMPTS)

PLAYER	YEARS	ATT	COMP	YARDS	TD	INT	RATING
1. Milt Plum	1957-61	1,083	627	8,914	66	39	89.9
2. Bernie Kosar	1985-93	3,150	1,853	21,904	116	81	81.6
3. Frank Ryan	1962-68	1,755	907	13,361	134	88	81.4
4. V. Testaverde	1993-95	998	578	7,255	47	37	80.9
5. Otto Graham	1950-55	1,565	872	13,499	88	94	78.2
6. Tim Couch	1999-03	1,714	1,025	11,131	64	67	75.1
7. Brian Sipe	1974-83	3,439	1,944	23,713	154	149	74.8
8. Bill Nelsen	1968-72	1,314	689	9,725	71	71	72.1
9. Derek Anderson	2005-09	1,109	587	7,083	46	45	69.7
10. Paul McDonald	1980-85	767	411	5,279	24	37	65.7

### RECEIVING

#### RECEPTIONS

PLAYER	YEARS	RECEPTIONS
1. Ozzie Newsome	1978-90	662
2. Gary Collins	1962-71	331
3. Greg Pruitt	1973-81	323
4. Kevin Johnson	1999-03	315
Brian Brennan	1984-91	315
6. Reggie Rucker	1975-81	310
7. Webster Slaughter	1986-91	305
8. Eric Metcalf	1989-94	297
9. Ray Renfro	1952-63	281
10. Earnest Byner	1984-88, 94-95	276
Dennis Northcutt	2000-06	276

#### RECEIVING YARDS

PLAYER	YEARS	REC.	YARDS	AVG.	TDS
1. Ozzie Newsome	1978-90	662	7,980	12.1	47
2. Ray Renfro	1952-63	281	5,508	19.6	50
3. Gary Collins	1962-71	331	5,299	16.0	70
4. Paul Warfield	1964-69, 76-77	271	5,210	19.2	52
5. Reggie Rucker	1975-81	310	4,953	16.0	32
6. Webster Slaughter	1986-91	305	4,834	15.8	27
7. Dave Logan	1976-83	262	4,247	16.2	24
8. Milt Morin	1966-75	271	4,208	15.5	16
9. Brian Brennan	1984-91	315	4,148	13.2	19
10. Dante Lavelle	1950-56*	244	3,908	16.0	33

#### AVERAGE PER RECEPTION (MINIMUM 100 RECEPTIONS)

PLAYER	YEARS	AVERAGE
1. Ray Renfro	1952-63	19.6
2. Paul Warfield	1964-69, 76-77	19.2
3. Ricky Feacher	1976-84	18.4
4. Darrel Brewster	1952-58	18.1
5. Dub Jones	1950-55	16.8
6. Dave Logan	1976-83	16.2
Michael Jackson	1991-95	16.2
8. Dante Lavelle	1950-56*	16.0
Gary Collins	1962-71	16.0
Reggie Rucker	1975-81	16.0

\*Does not include AAFC statistics

## INTERCEPTIONS

PLAYER	YEARS	NO.	YARDS	AVG.	TD
1. Thom Darden	1972-74, 76-81	45	820	18.2	2
2. Warren Lahr	1950-59	40	530	13.3	5
3. Clarence Scott	1971-83	39	407	10.4	2
4. Ken Konz	1953-59	30	392	13.1	4
5. Bernie Parrish	1959-66	29	557	19.2	3
6. Ross Fichtner	1960-67	27	581	21.5	3
Mike Howell	1965-72	27	252	9.3	0
8. Felix Wright	1985-90	26	469	18.0	2
Hanford Dixon	1981-89	26	225	8.7	0
Tommy James	1950-55	26	208	8.0	0

## PUNT RETURNS

PLAYER	YEARS	NO.
1. Dennis Northcutt	2000-06	202
2. Gerald McNeil	1986-89	161
3. Joshua Cribbs	2005-11	157
4. Eric Metcalf	1989-94	127
5. Dino Hall	1979-83	111
6. Leroy Kelly	1964-73	94
7. Keith Wright	1978-80	78
8. Ken Konz	1953-59	68
9. Billy Reynolds	1953-54, 57	67
10. Greg Pruitt	1973-81	56

### RETURN YARDS

PLAYER	YEARS	YARDS
1. Dennis Northcutt	2000-06	2,149
2. Joshua Cribbs	2005-11	1,697
3. Gerald McNeil	1986-89	1,545
4. Eric Metcalf	1989-94	1,341
5. Leroy Kelly	1964-73	990
6. Dino Hall	1979-83	901
7. Greg Pruitt	1973-81	659
8. Bobby Mitchell	1958-61	607
9. Ken Konz	1953-59	556
10. Keith Wright	1978-80	467

### RETURN AVERAGE (MINIMUM 50 RETURNS)

PLAYER	YEARS	NO.	YARDS	AVG.	TD
1. Greg Pruitt	1973-81	56	659	11.8	0
2. Bobby Mitchell	1958-61	54	607	11.2	3
3. Joshua Cribbs	2005-11	157	1,697	10.8	3
4. Dennis Northcutt	2000-06	202	2,149	10.6	3
Eric Metcalf	1989-94	127	1,341	10.6	5
6. Leroy Kelly	1964-73	94	990	10.5	3
7. Gerald McNeil	1986-89	161	1,545	9.6	1
8. Ken Konz	1953-59	68	556	8.2	1
9. Dino Hall	1979-83	111	901	8.1	0
10. Brian Brennan	1984-91	55	435	7.9	1

## KICKOFF RETURNS

### RETURNS

PLAYER	YEARS	NO.
1. Joshua Cribbs	2005-11	344
2. Dino Hall	1979-83	151
3. Eric Metcalf	1989-94	139
4. Andre' Davis	2002-04	88
5. Glen Young	1984-85, 87-88	87
6. Randy Baldwin	1991-94	82
7. Leroy Kelly	1964-73	76
8. Keith Wright	1978-80	70
9. Gerald McNeil	1986-89	64
10. Bobby Mitchell	1958-61	62
Walter Roberts	1964-66	62

### RETURN YARDS

PLAYER	YEARS	YARDS
1. Joshua Cribbs	2005-11	8,837
2. Dino Hall	1979-83	3,185
3. Eric Metcalf	1989-94	2,806
4. Glen Young	1984-85, 87-88	2,079
5. Randy Baldwin	1991-94	1,872
6. Andre' Davis	2002-04	1,871
7. Leroy Kelly	1964-73	1,784
8. Keith Wright	1978-80	1,767
9. Walter Roberts	1964-66	1,608
10. Bobby Mitchell	1958-61	1,550

### KICKOFF RETURN AVERAGE (MINIMUM 50 RETURNS)

PLAYER	YEARS	NO.	YARDS	AVG.	TD
1. Greg Pruitt	1973-81	58	1,523	26.3	1
2. Walter Roberts	1964-66	62	1,608	25.9	0
3. Joshua Cribbs	2005-11	344	8,837	25.7	8
4. Keith Wright	1978-80	70	1,767	25.2	0
5. Bobby Mitchell	1958-61	62	1,550	25.0	3
6. Billy Lefear	1972-75	60	1,461	24.4	0
7. Glen Young	1984-85, 87-88	87	2,079	23.9	0
8. Leroy Kelly	1964-73	76	1,784	23.5	0
9. Randy Baldwin	1991-94	82	1,872	22.8	1
10. Andre' Davis	2002-04	88	1,871	21.3	1

## COMBINED YARDS\*

PLAYER	YEARS	ATT.	YARDS	AVG.
1. Jim Brown	1957-65	2,650	15,459	5.8
2. Joshua Cribbs	2005-11	723	12,343	17.1
3. Leroy Kelly	1964-73	2,087	12,329	5.9
4. Greg Pruitt	1973-81	1,595	10,700	6.7
5. Eric Metcalf	1989-94	1,155	9,108	7.9
6. Mike Pruitt	1976-84	1,860	8,538	4.6
7. Ozzie Newsome	1978-90	682	8,144	11.9
8. Kevin Mack	1985-93	1,488	6,725	4.5
9. Ray Renfro	1952-63	467	6,569	14.1
10. Earnest Byner	1984-88, 94-95	1,166	6,509	5.6

\*Includes rushing, receiving, punt returns and kickoff returns.

## 2012 BROWNS PRONUNCIATION GUIDE

Emmanuel <u>Acho</u>	- AH-cho	Kaluka <u>Maiava</u>	- my-AH-vah	Brian <u>Schaefering</u>	- SHAY-fur-ing
Johnson <u>Bademosi</u>	- BOD-ee-mosi	Owen <u>Marecic</u>	- ma-REE-sik	Jeff <u>Shugarts</u>	- SHU-ger-ts
Tim <u>Hauck</u>	- HOWK	Mohamed <u>Massaquoi</u>	- mass-UH-qwah	Buster <u>Skrine</u>	- SCREEN
D'Qwell Jackson	- DUH-quell	Chris <u>Ogbonnaya</u>	- oh-bonn-EYE-ah	Kiante <u>Tripp</u>	- KEY-on-tay
Dick <u>Jauron</u>	- juh-RAHN	Juqua <u>Parker</u>	- juh-KWAY	Chris <u>Tabor</u>	- TAY-ber
Shawn <u>Lauvao</u>	- luh-VOV	Ahtyba <u>Rubin</u>	- ah-TAH-bah	Usama <u>Young</u>	- oo-SOMM-uh

## ANCHORS ON THE LINE

Last season, three Browns offensive linemen participated in every offensive snap. The entire left side of the line was the same on every play as left tackle Joe Thomas, left guard Jason Pinkston and center Alex Mack played every offensive snap. Thomas has started and played in each of the first 80 games of his career, while Mack has started the first 48 games of his career. Neither player has missed an offensive snap during their career.

## TOP 10 SEASONS

### SCORING

PLAYER	YEAR	TD	PAT	FG	TOTAL
1. Jim Brown	1965	21	0	0	126
2. Leroy Kelly	1968	20	0	0	120
<b>Phil Dawson</b>	<b>2007</b>	<b>0</b>	<b>42</b>	<b>26</b>	<b>120</b>
4. Lou Groza	1964	0	49	22	115
5. Matt Stover	1995	0	26	29	113
6. Matt Stover	1994	0	32	26	110
7. Lou Groza	1953	0	39	23	108
Jim Brown	1958	18	0	0	108
Jim Brown	1962	18	0	0	108
<b>Phil Dawson</b>	<b>2008</b>	<b>0</b>	<b>18</b>	<b>30</b>	<b>108</b>

### RUSHING YARDS

PLAYER	YEAR	ATT	YARDS	AVG	TD
1. Jim Brown	1963	291	1,863	6.4	12
2. Jim Brown	1965	289	1,544	5.3	17
3. Jim Brown	1958	257	1,527	5.9	17
4. Jim Brown	1964	280	1,446	5.2	7
5. Jim Brown	1961	305	1,408	4.6	8
6. Jim Brown	1959	290	1,329	4.6	14
7. Jamal Lewis	2007	298	1,304	4.4	9
8. Mike Pruitt	1979	264	1,294	4.9	9
9. Jim Brown	1960	215	1,257	5.8	9
10. Leroy Kelly	1968	248	1,239	5.0	16

### PASSING

YARDS						
PLAYER	YEAR	ATT	COMP	YARDS	TD	RATING
1. Brian Sipe	1980	554	337	4,132	30	91.4
2. Brian Sipe	1981	567	313	3,876	17	68.2
3. Bernie Kosar	1986	531	310	3,854	17	83.8
4. Brian Sipe	1979	535	286	3,793	28	73.4
5. Derek Anderson	2007	527	298	3,787	29	82.5
6. Brian Sipe	1983	496	291	3,566	26	79.1
7. Bernie Kosar	1989	513	303	3,533	18	80.3
8. Bernie Kosar	1991	494	307	3,487	18	87.8
9. Paul McDonald	1984	493	271	3,472	14	73.3
10. Tim Couch	2001	454	272	3,040	17	73.1

#### QUARTERBACK RATING (MINIMUM 200 ATTEMPTS)

PLAYER	YEAR	ATT	COMP	YARDS	TD	INT	RATING
1. Mitt Plum	1960	250	151	2,297	21	5	110.37
2. Otto Graham	1953	258	167	2,722	11	9	99.66
3. Bernie Kosar	1987	389	241	3,033	22	9	95.41
4. Brian Sipe	1980	554	337	4,132	30	14	91.37
5. Frank Ryan	1963	256	135	2,038	25	13	90.59
6. Mitt Plum	1961	302	177	2,416	18	10	90.33
7. Frank Ryan	1966	382	200	2,974	29	14	88.19
8. Bernie Kosar	1991	494	307	3,487	18	9	87.84
9. V. Testaverde	1995	392	241	2,883	17	10	87.79
10. Mitt Plum	1959	266	156	1,992	14	8	87.17

### RECEIVING

#### RECEPTIONS

PLAYER	YEAR	RECEPTIONS
1. Ozzie Newsome	1983	89
Ozzie Newsome	1984	89
Kellen Winslow	2006	89
4. Kevin Johnson	2001	84
5. Kellen Winslow	2007	82
6. Braylon Edwards	2007	80
7. Ozzie Newsome	1981	69
Antonio Bryant	2005	69
<b>9. Benjamin Watson</b>	<b>2010</b>	<b>68</b>
10. Kevin Johnson	2002	67

#### YARDS

PLAYER	YEAR	YARDS
1. Braylon Edwards	2007	1,289
2. Webster Slaughter	1989	1,236
3. Kellen Winslow	2007	1,106
4. Kevin Johnson	2001	1,097
5. Paul Warfield	1968	1,067
6. Antonio Bryant	2005	1,009
7. Ozzie Newsome	1981	1,002
8. Ozzie Newsome	1984	1,001
9. Kevin Johnson	1999	986
10. Dave Logan	1979	982

### INTERCEPTIONS

PLAYER	YEAR	NO	YARDS	AVG	TD
1. Thom Darden	1978	10	200	20.0	0
Anthony Henry	2001	10	177	17.7	1
3. Tommy James	1950	9	69	7.7	0
Felix Wright	1989	9	91	10.1	1
Eric Turner	1994	9	199	22.1	1
6. Warren Lahr	1950	8	99	12.4	2
Jim Shofer	1960	8	75	9.4	0
Bobby Franklin	1960	8	131	16.4	2
Mike Howell	1966	8	62	7.8	0
Ross Fichtner	1966	8	152	19.0	1
Ben Davis	1968	8	162	20.3	0
Thom Darden	1974	8	105	13.1	0

### PUNTING GROSS AVERAGE

PLAYER	YEAR	NO	YARDS	AVG	LG	BLOCK
1. Gary Collins	1965	65	3,035	46.69	71	0
2. Horace Gillom	1952	61	2,787	45.69	73	1
3. Chris Gardocki	2000	108	4,919	45.55	67	0
4. Horace Gillom	1951	73	3,321	45.49	66	0
5. Dave Zastudil	2008	75	3,410	45.47	65	0
6. Dave Zastudil	2009	49	2,188	44.70	60	0
7. Brian Hansen	1993	82	3,632	44.29	72	2
8. Dave Zastudil	2006	81	3,563	44.00	61	0
<b>9. Reggie Hodges</b>	<b>2010</b>	<b>78</b>	<b>3,424</b>	<b>43.90</b>	<b>59</b>	<b>0</b>
10. Chris Gardocki	1999	106	4,645	43.82	61	0

### PUNT RETURN AVERAGE

PLAYER	YEAR	NO	YARDS	AVG	TD
1. Leroy Kelly	1965	17	265	15.6	2
2. Dennis Northcutt	2002	25	367	14.7	2
<b>3. Joshua Cribbs</b>	<b>2007</b>	<b>30</b>	<b>405</b>	<b>13.5</b>	<b>1</b>
4. Greg Pruitt	1974	27	349	12.9	0
Eric Metcalf	1993	36	464	12.9	2
6. Ben Davis	1967	18	229	12.7	1
7. Ken Carpenter	1951	14	173	12.4	0
8. Dennis Northcutt	2004	36	432	12.0	0
<b>9. Joshua Cribbs</b>	<b>2009</b>	<b>38</b>	<b>452</b>	<b>11.9</b>	<b>1</b>
10. Bobby Mitchell	1958	14	165	11.8	1

### KICKOFF RETURN AVERAGE

PLAYER	YEAR	NO	YARDS	AVG	TD
1. Billy Lefear	1975	14	412	31.7	0
<b>2. Joshua Cribbs</b>	<b>2007</b>	<b>59</b>	<b>1,809</b>	<b>30.7</b>	<b>2</b>
3. Billy Reynolds	1954	14	413	29.5	0
4. Bo Scott	1969	25	722	28.9	0
5. Greg Pruitt	1973	16	453	28.3	0
6. Walter Roberts	1964	24	661	27.5	0
Greg Pruitt	1974	22	606	27.5	1
<b>Joshua Cribbs</b>	<b>2009</b>	<b>56</b>	<b>1,542</b>	<b>27.5</b>	<b>3</b>
9. Walter Roberts	1965	18	493	27.4	0
10. Charley Scales	1963	16	432	27.0	0

### COMBINED YARDS\*

PLAYER	YEAR	ATT	YARDS	AVG
1. Joshua Cribbs	2009	169	2,510	14.9
<b>2. Joshua Cribbs</b>	<b>2007</b>	<b>101</b>	<b>2,312</b>	<b>22.9</b>
3. Jim Brown	1963	315	2,131	6.8
4. Leroy Kelly	1966	273	2,014	7.4
5. Eric Metcalf	1993	243	1,932	8.0
6. Jim Brown	1961	353	1,917	5.4
<b>7. Joshua Cribbs</b>	<b>2011</b>	<b>121</b>	<b>1,905</b>	<b>15.7</b>
8. Jim Brown	1965	323	1,872	5.8
9. Greg Pruitt	1975	288	1,798	6.2
10. Jim Brown	1964	316	1,786	5.7

\*Includes rushing, receiving, punt returns and kickoff returns.

### DUAL THREAT KICKERS

Browns kicker Phil Dawson is one of only six kickers to score a touchdown in a game since the 1970 AFL-NFL merger. Dawson recorded the only touchdown of his career on a four-yard run against the Cincinnati Bengals on October 10, 1999. He is joined by Jim Turner (Denver), Chester Marcol (Green Bay), Jess Atkinson (New York Giants), Tim Seder (Dallas) and Jay Feely (Arizona). Seder is the only kicker who recorded two scores in his career.

## TOP 10 GAME PERFORMANCES

### RUSHING YARDS

PLAYER	OPPONENT	DATE	YARDS
1. Jerome Harrison	at Kansas City	12/20/2009	286
2. Jim Brown	vs. L.A. Rams	11/24/1957	237
Jim Brown	vs. Philadelphia	11/19/1961	237
4. Bobby Mitchell	at Washington	11/15/1959	232
Jim Brown	at Dallas	9/22/1963	232
6. Jim Brown	at Philadelphia	11/3/1963	223
7. Jamal Lewis	vs. Cincinnati	9/16/2007	216
8. Greg Pruitt	vs. Kansas City	12/14/1975	214
9. Greg Pruitt	at Atlanta	10/17/1976	191
10. Marion Motley	vs. Pittsburgh	10/29/1950	188
Jim Brown	at Dallas	10/18/1964	188
Earnest Byner	at Houston Oilers	12/16/1984	188

### PASSING

#### YARDS

PLAYER	OPPONENT	DATE	YARDS	ATT	COMP
1. Brian Sipe	vs. Baltimore	10/25/1981	444	41	30
2. Bernie Kosar	vs. Pittsburgh	11/23/1986	414	46	28
3. Kelly Holcomb	at Cincinnati	11/28/2004	413	39	30
4. Otto Graham	at Pittsburgh	10/4/1952	401	49	21
Bernie Kosar	vs. Miami	11/10/1986	401	50	32
6. Kelly Holcomb	vs. Arizona	11/16/2003	392	35	29
7. Brian Sipe	vs. Green Bay	10/19/1980	391	39	24
8. Brian Sipe	vs. San Diego	9/7/1981	375	57	31
9. Otto Graham	vs. Chicago Cardinals	10/15/1950	369	35	22
10. Frank Ryan	at St. Louis Cardinals	12/17/1966	367	30	17

#### HIGHEST QUARTERBACK RATING (MINIMUM 15 ATTEMPTS)

PLAYER	OPPONENT	DATE	RATING
1. Otto Graham	vs. Chicago Cardinals	10/10/1954	158.33
Brian Sipe	vs. Buffalo	10/29/1978	158.33
3. Milt Plum	vs. St. Louis Cardinals	11/13/1960	154.86
4. Milt Plum	vs. Washington	10/25/1959	153.94
5. Brian Sipe	at Baltimore	11/19/1978	150.57
6. Frank Ryan	at New York Giants	10/24/1965	146.39
7. Bernie Kosar	vs. Dallas	12/4/1988	145.29
8. Milt Plum	vs. Philadelphia	10/23/1960	145.08
9. Gary Danielson	at Cincinnati	10/18/1987	144.02
10. Derek Anderson	at St. Louis Rams	10/28/2007	143.00

### RECEIVING

#### RECEPTIONS

PLAYER	OPPONENT	DATE	REC
1. Ozzie Newsome	vs. New York Jets	10/14/1984	14
2. Mac Speedie	vs. Chicago Cardinals	11/9/1952	11
Webster Slaughter	at Pittsburgh	12/22/1991	11
Kevin Johnson	at San Francisco	9/21/2003	11
Kellen Winslow	at San Diego	11/5/2006	11
Kellen Winslow	at Houston Texans	12/31/2006	11
Kellen Winslow	vs. Seattle	11/4/2007	11

8. Dub Jones	at Washington	12/10/1950	10
Gern Nagler	at Pittsburgh	11/20/1960	10
Greg Pruitt	vs. New York Jets	12/7/1980	10
Ozzie Newsome	vs. San Diego	12/5/1982	10
Ozzie Newsome	at Cincinnati	12/12/1982	10
Ozzie Newsome	vs. Houston Oilers	11/25/1984	10
Earnest Byner	vs. Cincinnati	9/18/1986	10
Brian Brennan	at Cincinnati	10/18/1987	10
Leroy Hoard	at Houston Oilers	11/17/1991	10
Leroy Hoard	vs. Houston Oilers	12/15/1991	10
Darrin Chiaverini	vs. Jacksonville	12/19/1999	10
Jamel White	at Tampa Bay	10/13/2002	10
Kellen Winslow	vs. Houston Texans	11/25/2007	10
Kellen Winslow	vs. Denver	11/6/2008	10
Benjamin Watson	at Miami	12/5/2010	10

#### YARDS

PLAYER	OPPONENT	DATE	YARDS
1. Ozzie Newsome	vs. New York Jets	10/14/1984	191
2. Webster Slaughter	vs. Chicago	10/23/1989	186
3. Webster Slaughter	vs. Houston Oilers	10/29/1989	184
4. Darrel Brewster	vs. New York Giants	12/6/1953	182
5. Gern Nagler	at Pittsburgh	11/20/1960	177
Reggie Rucker	vs. Miami	11/18/1979	177
Eric Metcalf	at L.A. Raiders	9/20/1992	177
8. Brian Brennan	vs. San Diego	12/21/1986	176
9. Andre Rison	at Cincinnati	10/29/1995	173
10. Derrick Alexander	vs. New York Giants	12/4/1994	171

### PUNT RETURN YARDS

PLAYER	OPPONENT	DATE	YARDS
1. Eric Metcalf	vs. Pittsburgh	10/24/1993	166
2. Joshua Cribbs	vs. San Francisco	12/30/2007	135
3. Joshua Cribbs	vs. Cincinnati	10/4/2009	120
4. Eric Metcalf	at Cincinnati	9/4/1994	115
5. Leroy Kelly	at Pittsburgh	11/28/1965	109
6. Gerald McNeil	vs. Detroit	9/28/1986	106
7. Dennis Northcutt	at Tennessee	9/22/2002	105
8. Dennis Northcutt	at San Diego	11/5/2006	104
9. Gerald McNeil	at Indianapolis	12/10/1989	103
10. Ken Carpenter	vs. Washington	11/30/1952	101

### KICKOFF RETURN YARDS

PLAYER	OPPONENT	DATE	YARDS
1. Joshua Cribbs	at Kansas City	12/20/2009	269
2. Joshua Cribbs	at Baltimore	11/18/2007	245
3. Joshua Cribbs	at Baltimore	11/2/2008	237
4. Richard Alston	at Cincinnati	11/28/2004	212
5. Joshua Cribbs	at Pittsburgh	11/11/2007	204
6. Richard Alston	at Baltimore	11/7/2004	197
7. Joshua Cribbs	vs. Cincinnati	9/16/2007	183
8. Joshua Cribbs	at Oakland	9/23/2007	174
9. Dino Hall	vs. Pittsburgh	10/7/1979	172
10. Dino Hall	vs. Cincinnati	11/29/1981	169

### COMBINED YARDS\*

PLAYER	OPPONENT	DATE	YARDS
1. Joshua Cribbs	at Kansas City	12/20/2009	316 (269 KR, 36 PR, 8 R, 3 P)
2. Jim Brown	vs. Philadelphia	11/19/1961	313 (237 R, 52 P, 24 KR)
3. Joshua Cribbs	at Baltimore	11/18/2007	309 (245 KR, 61 PR, 3 R)
4. Greg Pruitt	vs. Cincinnati	11/23/1975	304 (121 R, 106 P, 36 KR, 41 PR)
5. Leroy Kelly	vs. New York Giants	12/4/1966	299 (126 R, 71 P, 102 KR)
6. Joshua Cribbs	vs. Baltimore	11/2/2008	278 (237 KR, 41 PR)
7. Jim Brown	at L.A. Rams	11/24/1957	269 (237 R, 21 P, 11 KR)
8. Jim Brown	at Washington	9/15/1963	262 (162 R, 100 P)
9. Greg Pruitt	at San Diego	11/3/1974	259 (47 R, 38 P, 165 KR, 9 PR)
10. Jim Brown	at Washington	12/4/1960	252 (135 R, 64 P, 53 KR)

\*Includes rushing, receiving, punt returns and kickoff returns.

## STARTING THINGS OFF RIGHT

In 2011, the Browns finished tied for second in the NFL with an average starting position of 24.5 after kickoffs. This marked an eight-position improvement from 2010, when the club finished the season ranked 10th with an average starting position of 27.6.

### 2011 NFL AVERAGE START AFTER KICKOFFS (RETURNING TEAM)

TEAM	TOTAL
1. New York Jets	26.1
2. Cleveland	24.5
Minnesota	24.5



## LONGEST PLAYS

### LONGEST RUSHING PLAYS

- 90 — Bobby Mitchell vs. Washington Redskins, Nov. 15, 1959 (TD)
- 80 — Jim Brown vs. Washington Redskins, Sept. 15, 1963 (TD)
- 78 — Greg Pruitt vs. Kansas City Chiefs, Oct. 30, 1977 (TD)  
78 — Lee Suggs at Cincinnati Bengals, Dec. 28, 2003 (TD)
- 77 — Mike Pruitt vs. Oakland Raiders, Dec. 9, 1979 (TD)
- 75 — Reuben Droughns vs. Miami Dolphins, Nov. 20, 2005 (TD)
- 73 — Ernie Green vs. Detroit Lions, Dec. 8, 1963
- 72 — Jerome Harrison at Buffalo Bills, Nov. 7, 2008 (TD)
- 71 — Jim Brown vs. Philadelphia Eagles, Nov. 23, 1960 (TD)  
71 — Jim Brown vs. Dallas Cowboys, Sept. 22, 1963 (TD)  
71 — Jim Brown vs. Dallas Cowboys, Oct. 18, 1964  
71 — Mike Pruitt vs. Buffalo Bills, Oct. 29, 1978 (TD)  
71 — Jerome Harrison at Kansas City, Dec. 20, 2009 (TD)

### LONGEST PASSING PLAYS

- \*99 — Jeff Garcia to Andre Davis vs. Cincinnati Bengals, Oct. 17, 2004 (TD)
- 97 — Bernie Kosar to Webster Slaughter vs. Chicago Bears, Oct. 23, 1989 (TD)
- 87 — Bill Nelsen to Milt Morin vs. Philadelphia Eagles, Nov. 24, 1968
- 86 — Milt Plum to Leon Clarke vs. Philadelphia Eagles, Oct. 23, 1960 (TD)
- 83 — Frank Ryan to Jim Brown vs. Washington Redskins, Sept. 15, 1963 (TD)
- 82 — Bill Nelsen to Paul Warfield vs. St. Louis Cardinals, Dec. 14, 1969 (TD)
- 81 — Otto Graham to Dub Jones vs. San Francisco 49ers, Sept. 30, 1951 (TD)  
81 — Vinny Testaverde to Derrick Alexander vs. Arizona Cardinals, Sept. 18, 1994 (TD)
- 80 — Otto Graham to Dub Jones vs. Pittsburgh Steelers, Oct. 29, 1950 (TD)  
80 — Frank Ryan to Walter Roberts vs. Washington Redskins, Sept. 19, 1965 (TD)  
80 — Mike Phipps to Frank Pitts vs. New York Jets, Dec. 17, 1972 (TD)  
80 — Bernie Kosar to Webster Slaughter vs. Houston Oilers, Oct. 29, 1989 (TD)  
80 — Trent Dilfer to Braylon Edwards at Green Bay Packers, Sept. 18, 2005 (TD)

\*tied an NFL record

### LONGEST PUNTS

- 80 — Horace Gillom vs. New York Giants, Nov. 28, 1954
- 75 — Horace Gillom vs. Pittsburgh Steelers, Oct. 29, 1950
- 73 — Horace Gillom vs. Washington Redskins, Oct. 26, 1952  
73 — Gary Collins vs. Pittsburgh Steelers, Oct. 5, 1963  
73 — Brian Hansen vs. Denver Broncos, Sept. 27, 1992
- 72 — Brian Hansen at Cincinnati Bengals, Oct. 17, 1993
- 71 — Gary Collins vs. Philadelphia Eagles, Oct. 2, 1965  
71 — Don Cockroft vs. Houston Oilers, Nov. 22, 1970  
71 — Don Cockroft vs. Kansas City Chiefs, Dec. 2, 1973
- 70 — Fred Morrison vs. Baltimore Colts, Nov. 11, 1956

### LONGEST PUNT RETURNS

- 92 — Eric Metcalf at Cincinnati Bengals, Sept. 4, 1994 (TD)
- 91 — Eric Metcalf vs. Pittsburgh Steelers, Oct. 24, 1993 (TD)
- 87 — Dennis Northcutt vs. Pittsburgh Steelers, Nov. 3, 2002 (TD)
- 84 — Gerald McNeil vs. Detroit Lions, Sept. 28, 1986 (TD)  
84 — **Joshua Cribbs at Baltimore Ravens, Dec. 24, 2011 (TD)**
- 81 — Dennis Northcutt at San Diego Chargers, Nov. 5, 2006

- 78 — Bobby Mitchell vs. New York Giants, Dec. 6, 1959 (TD)
- 76 — **Joshua Cribbs vs. San Francisco 49ers, Dec. 30, 2007 (TD)**
- 75 — Eric Metcalf vs. Chicago Bears, Nov. 29, 1992 (TD)  
75 — Eric Metcalf vs. Pittsburgh Steelers, Oct. 24, 1993 (TD)

### LONGEST KICKOFF RETURNS

- 104 — Carl Ward vs. Washington Redskins, Nov. 26, 1967 (TD)
- 103 — **Joshua Cribbs at Kansas City Chiefs, Dec. 20, 2009 (TD)**
- 102 — Leroy Bolden vs. Chicago Cardinals, Oct. 26, 1958 (TD)
- 101 — Eric Metcalf at Houston Oilers, Dec. 9, 1990 (TD)
- 100 — Gerald McNeil at Pittsburgh Steelers, Oct. 5, 1986 (TD)  
100 — **Joshua Cribbs at Pittsburgh Steelers, Nov. 11, 2007 (TD)**  
100 — **Joshua Cribbs at Kansas City Chiefs, Dec. 20, 2009 (TD)**
- 99 — **Joshua Cribbs at Oakland Raiders, Sept. 23, 2007 (TD)**
- 98 — Bobby Mitchell vs. Philadelphia Eagles, Nov. 23, 1958 (TD)  
98 — Eric Metcalf at New York Jets, Sept. 16, 1990 (TD)  
98 — **Joshua Cribbs at Pittsburgh Steelers, Oct. 18, 2009 (TD)**

### LONGEST INTERCEPTION RETURNS

- 100 — Brodney Pool at Baltimore Ravens, Nov. 18, 2007 (TD)
- 98 — Brandon McDonald at Philadelphia Eagles, Dec. 15, 2008
- 97 — Najee Mustafa vs. Miami Dolphins, Oct. 10, 1993 (TD)  
97 — Anthony Henry vs. Jacksonville Jaguars, Dec. 16, 2001 (TD)
- 94 — Eric Wright vs. New York Giants, Oct. 13, 2008 (TD)
- 93 — Eric Turner vs. Arizona Cardinals, Sept. 18, 1994 (TD)
- 92 — Bernie Parrish vs. Chicago Bears, Dec. 11, 1960 (TD)  
92 — David Brandon vs. Chicago Bears, Nov. 29, 1992 (TD)
- 88 — Ross Fichtner (later from Erich Barnes) vs. New Orleans Saints, Oct. 1, 1967
- 79 — Jim Houston vs. New York Giants, Dec. 3, 1967 (TD)

### LONGEST FUMBLE RETURNS

- 89 — Don Paul vs. Pittsburgh Steelers, Nov. 10, 1957 (TD)
- 73 — Stevon Moore at Houston Oilers, Nov. 8, 1992 (TD)
- 55 — Earnest Byner vs. Buffalo Bills, Nov. 4, 1984 (TD)
- 54 — Len Ford vs. Philadelphia Eagles, Nov. 13, 1955
- 47 — George Young vs. Washington Redskins, Oct. 14, 1951 (TD)  
47 — Nick Roman vs. Denver Broncos, Oct. 27, 1974
- 44 — Junior Wren vs. Chicago Cardinals, Oct. 4, 1959 (TD)
- 42 — Jerry Helluin vs. Philadelphia Eagles, Oct. 10, 1953 (TD)
- 40 — Daven Holly vs. Tampa Bay Buccaneers, Dec. 24, 2006 (TD)
- 39 — Chuck Noll vs. Green Bay Packers, Nov. 4, 1956 (TD)

### LONGEST FIELD GOALS

- 60 — Steve Cox at Cincinnati Bengals, Oct. 21, 1984
- 58 — Steve Cox at Denver Broncos, Dec. 4, 1983
- 57 — Don Cockroft at Denver Broncos, Oct. 29, 1972
- 56 — **Phil Dawson at Buffalo Bills, Nov. 17, 2008**
- 55 — Matt Stover at Houston Oilers, Nov. 17, 1991
- 54 — **Phil Dawson vs. Baltimore Ravens, Nov. 6, 2008**
- 54 — **Phil Dawson at Cincinnati Bengals, Nov. 27, 2011**
- 53 — Matt Stover at Houston Oilers, Dec. 12, 1993  
53 — **Phil Dawson vs. Seattle Seahawks, Oct. 23, 2011**
- 52 — Lou Groza vs. New York Giants, Oct. 12, 1952  
52 — Matt Bahr at Minnesota Vikings, Oct. 26, 1986  
52 — **Phil Dawson vs. Cincinnati Bengals, Sept. 15, 2002**  
52 — **Phil Dawson vs. Oakland Raiders, Oct. 12, 2003**  
52 — **Phil Dawson vs. Denver Broncos, Nov. 6, 2008**  
52 — **Phil Dawson vs. Seattle Seahawks, Oct. 23, 2011**  
52 — **Phil Dawson at San Francisco 49ers, Oct. 30, 2011**

# INDIVIDUAL RECORDS

## SERVICE

### Most Seasons

- 17 Lou Groza (1950-59, 1961-67)
- 16 Clay Matthews (1978-93)
- 15 Gene Hickerson (1958-60, 1962-73)

### Most Consecutive Seasons

- 16 Clay Matthews (1978-93)
- 14 Doug Dieken (1971-84)
- 13 Dick Schafrath (1959-71)
- 13 Jim Houston (1960-72)
- 13 Don Cockroft (1968-80)
- 13 Clarence Scott (1971-83)
- 13 Ozzie Newsome (1978-90)
- 13 Phil Dawson (1999-2011)

### Most Games

- 232 Clay Matthews (1978-93)
- 216 Lou Groza (1950-59, 1961-67)
- 203 Doug Dieken (1971-84)
- 202 Gene Hickerson (1958-60, 1962-73)
- 199 Phil Dawson (1999-2011)

### Most Consecutive Games

- 203 Doug Dieken (1971-84)
- 188 Don Cockroft (1968-80)
- 178 Clarence Scott (1971-83)
- 168 Walter Johnson (1965-76)
- 165 Gene Hickerson (1962-73)

### Most Consecutive Starts

- 194 Doug Dieken (1971-84)

## SCORING

### Most Points – Career

- 1,349 Lou Groza (1950-59, 61-67); 234 FG, 641 PAT, 1 TD
- 1,155 Phil Dawson (1999-2011); 276 FG, 321 PAT, 1 TD**
- 1,080 Don Cockroft (1968-80); 216 FG, 432 PAT
- 756 Jim Brown (1957-65); 126 TD
- 677 Matt Bahr (1981-89); 143 FG, 248 PAT

### Most Points – Season

- 126 Jim Brown (1965); 21 TD
- 120 Phil Dawson (2007); 42 PAT, 26 FG**
- 120 Leroy Kelly (1968); 20 TD
- 115 Lou Groza (1964); 22 FG, 49 PAT
- 113 Matt Stover (1995); 29 FG, 26 PAT

### Most Points – Game

- \*36 Dub Jones (11/25/1951 vs. Chicago Bears); 6 TD
- 30 Jim Brown (11/1/1959 at Baltimore Colts); 5 TD
- 24 Jim Brown (11/24/1957 vs. Los Angeles Rams); 4 TD
- 24 Jim Brown (10/26/1958 at Chicago Cardinals); 4 TD
- 24 Jim Brown (11/19/1961 vs. Philadelphia Eagles); 4 TD
- 24 Jim Brown (11/18/1962 vs. St. Louis Cardinals); 4 TD
- 24 Jim Brown (11/28/1965 at Pittsburgh Steelers); 4 TD
- 24 Leroy Kelly (12/1/1968 vs. New York Giants); 4 TD
- 24 Eric Metcalf (9/20/1992 at Los Angeles Raiders); 4 TD
- 24 Jamal Lewis (11/7/2007 vs. Seattle Seahawks); 4 TD

\*Tied for NFL Record

### Most Consecutive Games Scoring

- 107 Lou Groza (1950)–9, (1959)–2

### Most Seasons, 100 or More Points

- 5 Phil Dawson (2002, 2004-05, 2007-08)**
- 3 Jim Brown (1958, 1962, 1965)

### Most Total Touchdowns – Career

- 126 Jim Brown (1957-65); 106 Rush, 20 Rec
- 90 Leroy Kelly (1964-73); 74 Rush, 13 Rec, 3 Ret
- 70 Gary Collins (1962-71); 70 Rec
- 55 Ray Renfro (1952-63); 4 Rush, 50 Rec, 1 Ret
- 54 Kevin Mack (1985-93); 46 Rush, 8 Rec

### Most Total Touchdowns – Season

- 21 Jim Brown (1965); 17 Rush, 4 Rec
- 20 Leroy Kelly (1968); 16 Rush, 4 Rec
- 18 Jim Brown (1958); 17 Rush, 1 Rec
- 18 Jim Brown (1962); 13 Rush, 5 Rec
- 16 Leroy Kelly (1966); 15 Rush, 1 Rec
- 16 Braylon Edwards (2007); 16 Rec

### Most Total Touchdowns – Game

- 6 Dub Jones (11/25/1951 vs. Chicago Bears); 4 Rush, 2 Rec
- 5 Jim Brown (11/1/1959 at Baltimore Colts); 5 Rush

- 4 Jim Brown (11/24/1957 vs. Los Angeles Rams); 4 Rush
- 4 Jim Brown (10/26/1958 at Chicago Cardinals); 4 Rush
- 4 Jim Brown (11/19/1961 vs. Philadelphia Eagles); 4 Rush
- 4 Jim Brown (11/18/1962 vs. St. Louis Cardinals); 4 Rush
- 4 Jim Brown (11/28/1965 at Pittsburgh Steelers); 3 Rush, 1 Rec
- 4 Leroy Kelly (12/1/1968 vs. New York Giants); 4 Rush
- 4 Eric Metcalf (9/20/1992 at Los Angeles Raiders); 1 Rush, 3 Rec
- 4 Jamal Lewis (11/4/2007 vs. Seattle Seahawks); 4 Rush

### Most Consecutive Games Scoring Touchdowns

- 10 Jim Brown (1965)
- 9 Leroy Kelly (1968)

### Most Return Touchdowns – Career (Defense/Special Teams)

- 11 Joshua Cribbs (2005-11)**
- 7 Eric Metcalf (1989-94)
- 6 Bobby Mitchell (1958-61)
- 5 Warren Lahr (1950-59)
- 5 Ken Konz (1953-59)

### Most Return Touchdowns – Season (Defense/Special Teams)

- 4 Joshua Cribbs (2009)**
- 3 Joshua Cribbs (2007)**
- 2 Warren Lahr (1950, 1951)
- 2 Ken Konz (1954)
- 2 Bobby Mitchell (1958, 1961)
- 2 Bobby Franklin (1960)
- 2 Leroy Kelly (1965)
- 2 Jim Houston (1967)
- 2 Gerald McNeil (1986)
- 2 Thane Gash (1989)
- 2 David Grayson (1989)
- 2 Eric Metcalf (1990, 1993, 1994)
- 2 David Brandon (1992)
- 2 Dennis Northcutt (2002)
- 2 Daven Holly (2006)
- 2 David Bowens (2010)

### Most Return Touchdowns – Game (Defense/Special Teams)

- 2 Bobby Mitchell (11/23/1958 vs. Philadelphia Eagles)
- 2 Bobby Franklin (12/11/1960 vs. Chicago Bears)
- 2 David Grayson (9/10/1989 at Pittsburgh Steelers)
- 2 Eric Metcalf (10/24/1993 vs. Pittsburgh Steelers)
- 2 Joshua Cribbs (12/20/2009 at Kansas City Chiefs)**
- 2 David Bowens (10/24/2010 at New Orleans Saints)

### Most Points After Touchdowns – Career

- 641 Lou Groza (1950-59, 1961-67)
- 432 Don Cockroft (1968-80)
- 321 Phil Dawson (1999-2011)**
- 248 Matt Bahr (1981-89)
- 156 Matt Stover (1991-95)

### Most Points After Touchdowns – Season

- 51 Lou Groza (1966)
- 49 Lou Groza (1964)
- 46 Don Cockroft (1968)
- 45 Lou Groza (1965)
- 45 Don Cockroft (1969)

### Most Points After Touchdowns – Game

- 8 Lou Groza (12/6/1953 vs. New York Giants)
- 7 Lou Groza (12/2/1951 vs. Chicago Cardinals)
- 7 Lou Groza (10/19/1952 at Philadelphia Eagles)
- 7 Lou Groza (12/12/1964 at New York Giants)
- 7 Lou Groza (12/4/1966 vs. New York Giants)

### Most Consecutive Points After Touchdowns Made

- 138 Lou Groza (1963-66)

### Most Field Goals – Career

- 276 Phil Dawson (1999-2011)**
- 234 Lou Groza (1950-59, 1961-67)
- 216 Don Cockroft (1968-80)
- 143 Matt Bahr (1981-89)
- 108 Matt Stover (1991-95)

### Most Field Goals – Season

- 30 Phil Dawson (2008)**
- 29 Matt Stover (1995)
- 27 Phil Dawson (2005)**
- 26 Matt Stover (1994)
- 26 Phil Dawson (2007)**

### Most Field Goals – Game

- 6 Phil Dawson (11/5/2006 at San Diego Chargers)**
- 5 Don Cockroft (10/19/1975 at Denver Broncos)

- 5 Matt Stover (10/29/1995 at Cincinnati Bengals)
- 5 Phil Dawson (1/2/2005 at Houston Texans)
- 5 Phil Dawson (11/17/2008 at Buffalo Bills)

#### Most Consecutive Games Field Goal Made

- 23 Phil Dawson (2010) – 14, (2011) – 9
- 15 Phil Dawson (2007) – 1, (2008) – 14
- 14 Lou Groza (1950) – 10, (1951) – 4

#### Most Consecutive Field Goals Made

- 27 Phil Dawson (2003) – 10, (2004) – 17
- 23 Matt Stover (1994) – 20, (1995) – 3
- 21 Phil Dawson (2001) – 15, (2002) – 6
- 20 Phil Dawson (2004) – 5 (2005) – 15
- 16 Don Cockroft (1974) – 11, (1975) – 5

#### Highest Field Goal Percentage – Career (minimum 50 attempts)

- 83.10 Phil Dawson (1999-2011); 276-332
- 80.60 Matt Stover (1991-95); 108-134
- 74.09 Matt Bahr (1981-89); 143-193
- 65.85 Don Cockroft (1968-80); 216-328
- 58.10 Lou Groza (1950-59, 1961-67); 233-401

#### Highest Field Goal Percentage – Season (minimum 14 attempts)

- 93.10 Phil Dawson (2005); 27-29
- 92.86 Matt Stover (1994); 26-28
- 89.47 Phil Dawson (2009); 17-19
- 88.46 Lou Groza (1953); 23-26
- 88.00 Phil Dawson (2001); 22-25

#### Most Safeties – Career

- 2 Walter Johnson (1965-76)

#### Most Safeties – Season

- 1 13 times; most recently: punter kicked ball out of the end zone (vs. Buffalo Bills, 12/16/2007)

## RUSHING

#### Most Rushing Attempts – Career

- 2,359 Jim Brown (1957-65)
- 1,727 Leroy Kelly (1964-73)
- 1,593 Mike Pruitt (1976-84)
- 1,291 Kevin Mack (1985-93)
- 1,158 Greg Pruitt (1973-81)

#### Most Rushing Attempts – Season

- 309 Reuben Droughns (2005)
- 305 Jim Brown (1961)
- 298 Jamal Lewis (2007)
- 293 Mike Pruitt (1983)
- 291 Jim Brown (1963)

#### Most Rushing Attempts – Game

- 39 Jerome Harrison (12/27/2009 vs. Oakland Raiders)
- 38 Lee Suggs (12/26/2004 at Miami Dolphins)
- 37 Jim Brown (10/4/1959 at Chicago Cardinals)
- 34 Jim Brown (10/12/1958 vs. Chicago Cardinals)
- 34 Jim Brown (11/19/1961 vs. Philadelphia Eagles)
- 34 Jerome Harrison (12/20/2009 at Kansas City Chiefs)

#### Most Rushing Yards – Career

- 12,312 Jim Brown (1957-65)
- 7,274 Leroy Kelly (1964-73)
- 6,540 Mike Pruitt (1976-84)
- 5,496 Greg Pruitt (1973-81)
- 5,123 Kevin Mack (1985-93)

#### Most Rushing Yards – Season

- 1,863 Jim Brown (1963)
- 1,544 Jim Brown (1965)
- 1,527 Jim Brown (1958)
- 1,446 Jim Brown (1964)
- 1,408 Jim Brown (1961)

#### Most Rushing Yards – Game

- 286 Jerome Harrison (12/20/2009 at Kansas City Chiefs)
- 237 Jim Brown (11/24/1957 vs. Los Angeles Rams)
- 237 Jim Brown (11/19/1961 vs. Philadelphia Eagles)
- 232 Bobby Mitchell (11/15/1959 at Washington Redskins)
- 232 Jim Brown (9/22/1963 at Dallas Cowboys)

#### Most Seasons 1,000 or More Yards Rushing

- 7 Jim Brown (1958-61, 1963-65)
- 4 Mike Pruitt (1979-81, 1983)
- 3 Leroy Kelly (1966-68)
- 3 Greg Pruitt (1975-77)

#### Most Games 100 or More Yards Rushing – Career

- 58 Jim Brown (1957-65)
- 27 Leroy Kelly (1964-73)

- 17 Greg Pruitt (1973-81)
- 16 Mike Pruitt (1976-84)
- 9 Kevin Mack (1985-93)

#### Most Games 100 or More Yards Rushing – Season

- 9 Jim Brown (1958, 1963)
- 8 Jim Brown (1959, 1965)
- 7 Jim Brown (1960)
- 7 Leroy Kelly (1968)
- 6 Jim Brown (1961, 1964)
- 6 Leroy Kelly (1966)

#### Most Consecutive 100-Yard Rushing Games

- 6 Jim Brown (1958)
- 5 Jim Brown (1961)
- 4 Jim Brown (1959, 1960)
- 4 Leroy Kelly (1968)

#### Most Rushing Touchdowns – Career

- 106 Jim Brown (1957-65)
- 74 Leroy Kelly (1964-73)
- 47 Mike Pruitt (1976-84)
- 46 Kevin Mack (1985-93)
- 33 Otto Graham (1950-55)

#### Most Rushing Touchdowns – Season

- 17 Jim Brown (1958, 1965)
- 16 Leroy Kelly (1968)
- 15 Leroy Kelly (1966)
- 14 Jim Brown (1959)

#### Most Rushing Touchdowns – Game

- 5 Jim Brown (11/1/1959 at Baltimore Colts)
- 4 Dub Jones (11/25/1951 vs. Chicago Bears)
- 4 Jim Brown (11/24/1957 vs. Los Angeles Rams)
- 4 Jim Brown (10/26/1958 at Chicago Cardinals)
- 4 Jim Brown (11/19/1961 vs. Philadelphia Eagles)
- 4 Jim Brown (11/18/1962 vs. St. Louis Cardinals)
- 4 Leroy Kelly (12/1/1968 vs. New York Giants)
- 4 Jamal Lewis (11/4/2007 vs. Seattle Seahawks)

#### Most Consecutive Games with Rushing Touchdowns

- 9 Leroy Kelly (1968)
- 7 Jim Brown (1957)–1, (1958)–6; (1962)–2, (1963)–5

#### Best Rushing Average – Career (minimum 500 attempts)

- 5.22 Jim Brown (1957-65); 2,359-12,312
- 4.80 Ernie Green (1962-68); 668-3,204
- 4.75 Greg Pruitt (1973-81); 1,158-5,496
- 4.21 Leroy Kelly (1964-73); 1,727-7,274
- 4.19 Cleo Miller (1975-82); 546-2,286

#### Best Rushing Average – Season (minimum 150 attempts)

- 6.40 Jim Brown (1963); 291-1,863
- 5.94 Jim Brown (1958); 257-1,527
- 5.85 Jim Brown (1960); 215-1,257
- 5.46 Leroy Kelly (1966); 209-1,141
- 5.45 Greg Pruitt (1978); 176-960

#### Best Rushing Average – Game (minimum 11 attempts)

- 17.09 Marion Motley (10/29/1950 vs. Pittsburgh Steelers); 11-188
- 16.57 Bobby Mitchell (11/15/1959 at Washington Redskins); 14-232
- 13.36 Bobby Mitchell (10/12/1958 vs. Chicago Cardinals); 11-147
- 11.67 Bobby Mitchell (12/3/1961 at Dallas Cowboys); 12-140
- 11.60 Jim Brown (9/22/1963 at Dallas Cowboys); 20-232

## PASSING

#### Most Pass Attempts – Career

- 3,439 Brian Sipe (1974-83)
- 3,150 Bernie Kosar (1985-93)
- 1,755 Frank Ryan (1962-68)
- 1,714 Tim Couch (1999-03)
- 1,565 Otto Graham (1950-55)

#### Most Pass Attempts – Season

- 567 Brian Sipe (1981)
- 554 Brian Sipe (1980)
- 535 Brian Sipe (1979)
- 531 Bernie Kosar (1986)
- 527 Derek Anderson (2007)

#### Most Pass Attempts – Game

- 61 Colt McCoy (10/2/2011 vs. Tennessee Titans)
- 57 Brian Sipe (9/7/1981 vs. Houston Oilers)
- 54 Eric Zeier (11/5/1995 vs. San Diego Chargers)
- 53 Brian Sipe (9/13/1981 vs. Houston Oilers)
- 50 Bernie Kosar (11/10/1986 vs. Miami Dolphins)
- 50 Tim Couch (9/22/2002 at Tennessee Titans)

Most Pass Completions – Career  
 1,944 Brian Sipe (1974-83)  
 1,853 Bernie Kosar (1985-93)  
 1,025 Tim Couch (1999-03)  
 907 Frank Ryan (1962-68)  
 872 Otto Graham (1950-55)

Most Pass Completions – Season  
 337 Brian Sipe (1980)  
 313 Brian Sipe (1981)  
 310 Bernie Kosar (1986)  
 307 Bernie Kosar (1991)  
 303 Bernie Kosar (1989)

Most Pass Completions – Game  
**40 Colt McCoy (10/2/2011 vs. Tennessee Titans)**  
 36 Tim Couch (9/22/2002 at Tennessee Titans)  
 33 Brian Sipe (12/5/1982 vs. San Diego Chargers)  
 32 Bernie Kosar (11/10/1986 vs. Miami Dolphins)  
 31 Brian Sipe (9/7/1981 vs. San Diego Chargers)

Highest Completion Percentage – Career (minimum 750 attempts)  
 59.80 Tim Couch (1999-03); 1,025-1,714  
 58.83 Bernie Kosar (1985-93); 1,853-3,150  
 57.92 Vinny Testaverde (1993-95); 578-998  
 57.89 Milt Plum (1957-61); 627-1,083  
 56.53 Brian Sipe (1973-83); 1,944-3,439

Highest Completion Percentage – Season (minimum 200 attempts)  
 64.73 Otto Graham (1953); 167-258  
 64.12 Charlie Frye (2006); 252-393  
 63.91 Kelly Holcomb (2003); 193-302  
 63.72 Tim Couch (2000); 137-215  
 62.15 Bernie Kosar (1991); 307-494

Highest Completion Percentage – Game (minimum 15 attempts)  
 91.30 Vinny Testaverde (12/26/1993 at Los Angeles Rams); 23-21  
 82.86 Kelly Holcomb (11/16/2003 vs. Arizona Cardinals); 35-29  
 82.61 Bernie Kosar (12/6/1992 vs. Cincinnati Bengals); 23-19  
 82.35 George Ratterman (10/6/1956 at Pittsburgh Steelers); 17-14  
 82.14 Brian Sipe (10/24/1976 vs. San Diego Chargers); 28-23

Most Consecutive Pass Completions  
 16 Bernie Kosar (10/29/1989 vs. Houston Oilers through 11/5/1989 at Tampa Bay Buccaneers)  
 16 Kelly Holcomb (11/16/2003 vs. Arizona Cardinals through 11/23/2003 vs. Pittsburgh Steelers)  
 15 Vinny Testaverde (12/26/1993 at Los Angeles Rams through 1/2/1994 at Pittsburgh Steelers)  
 14 Brian Sipe (12/5/1982 vs. San Diego Chargers)  
 13 Brian Sipe (9/28/1980 vs. Tampa Bay Buccaneers)  
 13 Paul McDonald (10/28/1984 vs. New Orleans Saints)  
 13 Derek Anderson (12/17/2006 at Baltimore Ravens)

Most Passing Yards – Career  
 23,713 Brian Sipe (1974-83)  
 21,904 Bernie Kosar (1985-93)  
 13,499 Otto Graham (1950-55)  
 13,361 Frank Ryan (1962-68)  
 11,131 Tim Couch (1999-03)

Most Passing Yards – Season  
 4,132 Brian Sipe (1980)  
 3,876 Brian Sipe (1981)  
 3,854 Bernie Kosar (1986)  
 3,793 Brian Sipe (1979)  
 3,787 Derek Anderson (2007)

Most Passing Yards – Game  
 444 Brian Sipe (10/25/1981 vs. Baltimore Colts)  
 414 Bernie Kosar (11/23/1986 vs. Pittsburgh Steelers)  
 413 Kelly Holcomb (11/28/2004 at Cincinnati Bengals)  
 401 Otto Graham (10/4/1952 at Pittsburgh Steelers)  
 401 Bernie Kosar (11/10/1986 vs. Miami Dolphins)

Most 300-yard Passing Games – Career  
 18 Brian Sipe (1974-83)  
 11 Bernie Kosar (1985-93)  
 7 Otto Graham (1950-55)

Most Passing Touchdowns – Career  
 154 Brian Sipe (1974-83)  
 134 Frank Ryan (1962-68)  
 116 Bernie Kosar (1985-93)  
 88 Otto Graham (1950-55)  
 71 Bill Nelsen (1968-72)

Most Passing Touchdowns Combination QB to Receiver – Career  
 49 QB Frank Ryan – WR Gary Collins

29 QB Otto Graham – WR Dante Lavelli  
 29 QB Brian Sipe – TE Ozzie Newsome  
 26 QB Brian Sipe – WR Reggie Rucker  
 25 QB Frank Ryan – WR Paul Warfield

Most Passing Touchdowns – Season  
 30 Brian Sipe (1980)  
 29 Frank Ryan (1966)  
 29 Derek Anderson (2007)  
 28 Brian Sipe (1979)  
 26 Brian Sipe (1983)

Most Passing Touchdowns – Game  
 5 five times; most recently: Derek Anderson (9/16/2007 vs. Cincinnati Bengals)

Most Consecutive Games with a Touchdown Pass  
 23 Frank Ryan (1965) 1, (1966) 14, (1967) 8  
 18 Milt Plum (1959) 1, (1960) 12, (1961) 5

Highest QB Rating – Career (minimum 750 attempts)  
 89.93 Milt Plum (1957-61)  
 81.64 Bernie Kosar (1985-93)  
 81.43 Frank Ryan (1962-68)  
 80.89 Vinny Testaverde (1993-95)  
 78.17 Otto Graham (1950-55)

Highest QB Rating – Season (minimum 200 attempts)  
 110.37 Milt Plum (1960)  
 99.66 Otto Graham (1953)  
 95.41 Bernie Kosar (1987)  
 91.37 Brian Sipe (1980)  
 90.59 Frank Ryan (1963)

Highest QB Rating – Game (minimum 15 attempts)  
 158.33 Otto Graham (10/10/1954 vs. Chicago Cardinals)  
 158.33 Brian Sipe (10/29/1978 vs. Buffalo Bills)  
 154.86 Milt Plum (11/13/1960 vs. St. Louis Cardinals)  
 153.94 Milt Plum (10/25/1959 vs. Washington Redskins)  
 150.57 Otto Graham (10/4/1953 at Chicago Cardinals)  
 150.57 Brian Sipe (11/19/1978 at Baltimore Colts)

Most Passes Had Intercepted – Career  
 149 Brian Sipe (1974-83)  
 94 Otto Graham (1950-55)  
 88 Frank Ryan (1962-68)  
 81 Mike Phipps (1970-76)  
 81 Bernie Kosar (1985-93)

Most Passes Had Intercepted – Season  
 26 Brian Sipe (1979)  
 25 Brian Sipe (1981)  
 24 Otto Graham (1952)  
 23 Bill Nelsen (1971)  
 23 Brian Sipe (1983)  
 23 Paul McDonald (1984)

Most Passes Had Intercepted – Game  
 6 Brian Sipe (11/22/1981 vs. Pittsburgh Steelers)  
 6 Brian Sipe (10/16/1983 at Pittsburgh Steelers)  
 5 Otto Graham (10/17/1954 at Pittsburgh Steelers)  
 5 Frank Ryan (11/6/1966 at Pittsburgh Steelers)

Most Consecutive Attempts without an Interception  
 308 Bernie Kosar (1990-91)  
 208 Milt Plum (1959-60)  
 174 Vinny Testaverde (1995)  
 150 Brady Quinn (2009)  
 132 Derek Anderson (2008)

Lowest Interception Percentage – Career (minimum 750 attempts)  
 2.57 Bernie Kosar (1985-93); 1,853-3,150-81  
 3.60 Milt Plum (1957-61); 627-1,083-39  
 3.72 Vinny Testaverde (1993-95); 558-969-37  
 3.91 Tim Couch (1999-03); 1,025-1,714-67  
 4.10 Derek Anderson (2005-09); 587-1,109-45

Lowest Interception Percentage – Season (minimum 200 attempts)  
 1.82 Bernie Kosar (1991); 307-494-9  
 1.88 Bernie Kosar (1986); 310-531-10  
 2.00 Milt Plum (1960); 151-250-5  
 2.31 Bernie Kosar (1987); 241-389-9  
 2.48 Vinny Testaverde (1995); 221-363-10

## RECEIVING

Most Receptions – Career  
 662 Ozzie Newsome (1978-90)  
 331 Gary Collins (1962-71)  
 323 Greg Pruitt (1973-81)

315 Brian Brennan (1984-91)  
 315 Kevin Johnson (1999-03)

**Most Receptions – Season**  
 89 Ozzie Newsome (1983, 1984)  
 89 Kellen Winslow (2006)  
 84 Kevin Johnson (2001)  
 82 Kellen Winslow (2007)

**Most Receptions – Game**  
 14 Ozzie Newsome (10/14/1984 vs. New York Jets)  
 11 Mac Speedie (11/9/1952 vs. Chicago Cardinals)  
 11 Webster Slaughter (12/22/1991 at Pittsburgh Steelers)  
 11 Kevin Johnson (9/21/2003 at San Francisco 49ers)  
 11 Kellen Winslow (11/5/2006 at San Diego Chargers)  
 11 Kellen Winslow (12/31/2006 at Houston Texans)  
 11 Kellen Winslow (11/4/2007 vs. Seattle Seahawks)

**Most Consecutive Games with Reception**  
 150 Ozzie Newsome (1979-89)  
 73 Kevin Johnson (1999-03)  
 61 Braylon Edwards (2005-09)  
 53 Mike Pruitt (1979-83)

**Most Receiving Yards – Career**  
 7,980 Ozzie Newsome (1978-90)  
 5,508 Ray Renfro (1952-63)  
 5,299 Gary Collins (1962-71)  
 5,210 Paul Warfield (1964-69, 1976-77)  
 4,953 Reggie Rucker (1975-81)

**Most Receiving Yards – Season**  
 1,289 Braylon Edwards (2007)  
 1,236 Webster Slaughter (1989)  
 1,106 Kellen Winslow (2007)  
 1,097 Kevin Johnson (2001)  
 1,067 Paul Warfield (1968)

**Most Receiving Yards – Game**  
 191 Ozzie Newsome (10/14/1984 vs. New York Jets)  
 186 Webster Slaughter (10/23/1989 vs. Chicago Bears)  
 184 Webster Slaughter (10/29/1989 vs. Houston Oilers)  
 182 Darrel Brewster (12/6/1953 vs. New York Giants)  
 177 Gern Nagler (11/20/1960 at Pittsburgh Steelers)  
 177 Reggie Rucker (11/18/1979 vs. Miami Dolphins)  
 177 Eric Metcalf (9/20/1992 at Los Angeles Raiders)

**Most 100-yard Receiving Games – Career**  
 14 Ray Renfro (1952-63)  
 14 Webster Slaughter (1986-91)  
 12 Paul Warfield (1964-69, 1976-77)  
 11 Gary Collins (1962-71)  
 11 Braylon Edwards (2005-09)

**Most Seasons 50 or More Receptions**  
 6 Ozzie Newsome (1979-81, 1983-85)  
 4 Kevin Johnson (1999-2002)  
 3 Gary Collins (1965-66, 1969)  
 3 Webster Slaughter (1989-91)  
 3 Eric Metcalf (1989-90, 1993)  
 3 Braylon Edwards (2006-09)

**Highest Receiving Average – Career (minimum 100 receptions)**  
 19.60 Ray Renfro (1952-63); 281-5,508  
 19.23 Paul Warfield (1964-69, 1976-77); 271-5,210  
 18.44 Ricky Feacher (1976-84); 113-2,084

**Highest Receiving Average – Season (minimum 20 receptions)**  
 28.05 Ray Renfro (1957); 21-589  
 23.88 Ray Renfro (1958); 24-573  
 22.55 Ricky Feacher (1981); 29-654

**Highest Receiving Average – Game (minimum 3 receptions)**  
 52.33 Rich Kreitling (10/2/1960 vs. Pittsburgh Steelers); 3-157  
 48.67 Clarence Weathers (10/13/1985 at Houston Oilers); 3-146  
 46.00 Webster Slaughter (10/29/1989 vs. Houston Oilers); 4-184

**Most Receiving Touchdowns – Career**  
 70 Gary Collins (1962-71)  
 52 Paul Warfield (1964-69, 1976-77)  
 50 Ray Renfro (1952-63)  
 47 Ozzie Newsome (1978-90)  
 33 Dante Lavelli (1950-56)

**Most Receiving Touchdowns – Season**  
 16 Braylon Edwards (2007)  
 13 Gary Collins (1963)  
 12 Gary Collins (1966)  
 12 Paul Warfield (1968)  
 11 Gary Collins (1969)

**Most Receiving Touchdowns – Game**  
 3 10 times, most recently: Braylon Edwards  
 (10/14/2007 vs. Miami Dolphins)

**Most Consecutive Games with TD Reception**  
 7 Gary Collins (1963) 2, (1964) 5  
 6 Paul Warfield (1968)

## INTERCEPTIONS

**Most Passes Intercepted – Career**  
 45 Thom Darden (1972-74, 1976-81)  
 40 Warren Lahr (1950-59)  
 39 Clarence Scott (1971-83)  
 30 Ken Konz (1953-59)  
 29 Bernie Parrish (1959-66)

**Most Passes Intercepted – Season**  
 10 Thom Darden (1978)  
 10 Anthony Henry (2001)  
 9 Tommy James (1950)  
 9 Felix Wright (1989)  
 9 Eric Turner (1994)

**Most Passes Intercepted – Game**  
 3 11 times; most recently: Anthony Henry  
 (11/18/2001 at Baltimore Ravens)

**Most Interception Return Yards – Career**  
 820 Thom Darden (1972-74, 1976-81)  
 581 Ross Fichtner (1960-67)  
 557 Bernie Parrish (1959-66)  
 530 Warren Lahr (1950-59)  
 469 Felix Wright (1985-90)

**Most Interception Return Yards – Season**  
 238 Bernie Parrish (1960)  
 200 Thom Darden (1978)  
 199 Eric Turner (1994)  
 190 Don Paul (1956)  
 177 Anthony Henry (2001)

**Most Interception Return Yards – Game**  
 122 Brandon McDonald (12/15/2008 at Philadelphia Eagles)  
 115 Bernie Parrish (12/11/1960 vs. Chicago Bears)  
 108 Felix Wright (10/26/1987 vs. Los Angeles Rams)  
 101 Eric Turner (9/18/1994 vs. Arizona Cardinals)  
 100 Brodney Pool (11/18/2007 at Baltimore Ravens)

**Highest Average Gain on Interceptions – Career (minimum 10 interceptions)**  
 23.00 Erich Barnes (1965-71); 18-414  
 21.73 Oliver Davis (1977-80); 11-239  
 21.52 Ross Fichtner (1960-67); 27-581

**Highest Average Gain on Interceptions – Season (minimum 3 interceptions)**  
 43.67 Eric Wright (2008); 3-131  
 39.67 Bernie Parrish (1960); 6-238  
 38.00 Felix Wright (1987); 4-152  
 34.67 Brian Washington (1988); 3-104

**Highest Average Gain on Interceptions – Game (minimum 2 interceptions)**  
 61.00 Brandon McDonald (12/15/2008 at Philadelphia Eagles); 2-122  
 57.50 Bernie Parrish (12/11/1960 vs. Chicago Bears); 2-115  
 54.00 Felix Wright (10/26/1987 vs. Los Angeles Rams); 2-108  
 50.50 Eric Turner (9/18/1994 vs. Arizona Cardinals); 2-101

**Most Touchdowns on Interceptions – Career**  
 5 Warren Lahr (1950-59)  
 4 Ken Konz (1953-59)  
 3 Bernie Parrish (1959-66)  
 3 Ross Fichtner (1960-67)  
 3 Jim Houston (1960-72)  
 3 Erich Barnes (1965-71)

**Most Touchdowns on Interceptions – Season**  
 2 seven times, most recently: David Bowens (2010)

**Most Touchdowns on Interceptions – Game**  
 2 Bobby Franklin (12/11/1960 vs. Chicago Bears)  
 2 David Bowens (10/24/2010 at New Orleans Saints)

## PUNTING

**Most Punts – Career**  
 651 Don Cockroft (1968-80)  
 466 Chris Gardocki (1999-03)  
 385 Horace Gillom (1950-56)  
 336 Gary Collins (1962-71)  
 254 Dave Zastudil (2006-10)

**Most Punts – Season**  
 108 Chris Gardocki (2000)

- 106 Chris Gardocki (1999)
- 99 Chris Gardocki (2001)
- 97 Bryan Wagner (1989)
- 90 Don Cockroft (1974)
- Most Punts – Game
  - 12 Horace Gillom (12/3/1950 vs. Philadelphia Eagles)
  - 12 Bryan Wagner (11/19/1989 vs. Kansas City Chiefs)
  - 12 Chris Gardocki (12/3/2000 at Jacksonville Jaguars)
  - 11 Horace Gillom (10/4/1953 at Chicago Cardinals)
  - 11 Gary Collins (12/12/1965 at Los Angeles Rams)
  - 11 Don Cockroft (10/15/1972 vs. Chicago Bears)

- Most Punt Yards – Career
  - 26,262 Don Cockroft (1968-80)
  - 20,220 Chris Gardocki (1999-03)
  - 16,872 Horace Gillom (1950-56)
  - 13,764 Gary Collins (1962-71)
  - 11,207 Dave Zastudil (2006-10)

- Most Punt Yards – Season
  - 4,919 Chris Gardocki (2000)
  - 4,645 Chris Gardocki (1999)
  - 4,249 Chris Gardocki (2001)
  - 3,817 Bryan Wagner (1989)
  - 3,643 Don Cockroft (1974)

- Most Punt Yards – Game
  - 517 Chris Gardocki (12/3/2000 at Jacksonville Jaguars)
  - 510 Horace Gillom (12/3/1950 vs. Philadelphia Eagles)
  - 497 Gary Collins (12/12/1965 at Los Angeles Rams)
  - 491 Chris Gardocki (11/26/2000 at Baltimore Ravens)
  - 480 Don Cockroft (10/15/1972 vs. Chicago Bears)

- Best Gross Punting Average – Career (minimum 50 attempts)
  - 44.12 Dave Zastudil (2006-10); 254-11,207
  - 43.82 Horace Gillom (1950-56); 385-16,872
  - 43.39 Chris Gardocki (1999-03); 466-20,220
  - 42.85 Brian Hansen (1991-93); 236-10,112
  - 42.64 Sam Baker (1960-61); 108-4,605

- Best Gross Punting Average – Season (minimum 35 attempts)
  - 46.69 Gary Collins (1965); 65-3,035
  - 45.69 Horace Gillom (1952); 61-2,787
  - 45.55 Chris Gardocki (2000); 108-4,919
  - 45.47 Dave Zastudil (2008); 75-3,410
  - 45.49 Horace Gillom (1951); 73-3,321

- Best Gross Punting Average – Game
  - 58.00 Johnny Evans (12/3/1978 at Seattle Seahawks); 1-58
  - 56.50 Sam Baker (11/13/1960 vs. St. Louis Cardinals); 2-113
  - 54.75 Horace Gillom (11/28/1954 at New York Giants); 4-219
  - 54.33 Gary Collins (10/17/1965 vs. Dallas Cowboys); 6-326
  - 54.00 Dave Mays (9/26/1976 at Denver Broncos); 1-54

- Most Punts Inside 20 Yard Line – Career
  - 114 Chris Gardocki (1999-03)
  - 90 Dave Zastudil (2006-10)
  - 63 Brian Hansen (1991-93)
  - 59 Jeff Gossett (1983, 1985-87)
  - 45 Bryan Wagner (1989-90)

- Most Punts Inside 20 Yard Line – Season
  - 32 Bryan Wagner (1989)
  - 32 Brad Maynard (2011)
  - 29 Reggie Hodges (2010)**
  - 28 Brian Hansen (1992)
  - 28 Dave Zastudil (2006)
  - 27 Tom Tupa (1994)
  - 27 Chris Gardocki (2002)

- Most Punts Inside 20 Yard Line – Game
  - 7 Dave Zastudil (10/11/2009 at Buffalo Bills)
  - 5 Jeff Gossett (9/28/1986 vs. Detroit Lions)
  - 5 Lee Johnson (9/4/1988 at Kansas City)
  - 5 Bryan Wagner (12/17/1989 vs. Minnesota)
  - 5 Chris Gardocki (11/1/2001 vs. Pittsburgh)

## PUNT RETURNS

- Most Punt Returns – Career
  - 202 Dennis Northcutt (2000-06)
  - 161 Gerald McNeil (1986-89)
  - 157 Joshua Cribbs (2005-11)**
  - 127 Eric Metcalf (1989-94)
  - 111 Dino Hall (1979-83)

- Most Punt Returns – Season
  - 49 Gerald McNeil (1989)
  - 44 Eric Metcalf (1992)

- 40 Gerald McNeil (1986)
- 39 Dino Hall (1983)
- 38 Gerald McNeil (1988)
- 38 Joshua Cribbs (2009)**

- Most Punt Returns – Game
  - 7 six times, most recently: Eric Metcalf (11/8/1992 at Houston Oilers)

- Most Punt Return Yards – Career
  - 2,149 Dennis Northcutt (2000-06)
  - 1,697 Joshua Cribbs (2005-11)**
  - 1,545 Gerald McNeil (1986-89)
  - 1,341 Eric Metcalf (1989-94)
  - 990 Leroy Kelly (1964-73)

- Most Punt Return Yards – Season
  - 496 Gerald McNeil (1989)
  - 464 Eric Metcalf (1993)
  - 452 Joshua Cribbs (2009)**
  - 432 Dennis Northcutt (2004)
  - 429 Eric Metcalf (1992)

- Most Punt Return Yards – Game
  - 166 Eric Metcalf (10/24/1993 vs. Pittsburgh Steelers)
  - 135 Joshua Cribbs (12/30/2007 vs. San Francisco 49ers)**
  - 120 Joshua Cribbs (10/4/2009 vs. Cincinnati Bengals)**
  - 115 Eric Metcalf (9/4/1994 at Cincinnati Bengals)
  - 109 Leroy Kelly (11/28/1965 at Pittsburgh Steelers)

- Most Punt Return Touchdowns – Career
  - 5 Eric Metcalf (1989-94)
  - 3 Bobby Mitchell (1958-61)
  - 3 Leroy Kelly (1964-73)
  - 3 Dennis Northcutt (2000-06)
  - 3 Joshua Cribbs (2005-11)**

- Most Punt Return Touchdowns – Season
  - 2 Leroy Kelly (1965)
  - 2 Eric Metcalf (1993, 1994)
  - 2 Dennis Northcutt (2002)

- Most Punt Return Touchdowns – Game
  - 2 Eric Metcalf (10/24/1993 vs. Pittsburgh Steelers)

- Highest Punt Return Average – Career (minimum 50 returns)
  - 11.77 Greg Pruitt (1973-81); 56-659
  - 11.24 Bobby Mitchell (1958-61); 54-607
  - 10.81 Joshua Cribbs (2005-11); 157-1,697**
  - 10.64 Dennis Northcutt (2000-06); 202-2,149
  - 10.56 Eric Metcalf (1989-94); 127-1,341

- Highest Punt Return Average – Season (minimum 15 returns)
  - 15.59 Leroy Kelly (1965); 17-265
  - 14.68 Dennis Northcutt (2002); 25-367
  - 13.50 Joshua Cribbs (2007); 30-405**
  - 12.93 Greg Pruitt (1974); 27-349
  - 12.89 Eric Metcalf (1993); 36-464

- Highest Punt Return Average – Game (minimum 3 returns)
  - 34.67 Dennis Northcutt (11/5/2006 at San Diego Chargers); 3-104
  - 33.75 Joshua Cribbs (12/30/2007 vs. San Francisco 49ers); 4-135**
  - 28.75 Eric Metcalf (9/4/1994 at Cincinnati Bengals); 4-115
  - 27.67 Bobby Mitchell (10/8/1961 vs. Washington Redskins); 3-83
  - 27.67 Eric Metcalf (10/23/1994 vs. Cincinnati Bengals); 3-83

## KICKOFF RETURNS

- Most Kickoff Returns – Career
  - 344 Joshua Cribbs (2005-11)**
  - 151 Dino Hall (1979-83)
  - 139 Eric Metcalf (1989-94)
  - 88 Andre' Davis (2002-04)
  - 87 Glen Young (1984-85, 1987-88)

- Most Kickoff Returns – Season
  - 61 Joshua Cribbs (2006)**
  - 59 Joshua Cribbs (2007)**
  - 56 Joshua Cribbs (2009)**
  - 52 Eric Metcalf (1990)
  - 50 Dino Hall (1979)
  - 50 Andre' Davis (2002)

- Most Kickoff Returns – Game
  - 10 Richard Alston (11/28/2004 at Cincinnati Bengals)
  - 9 Dino Hall (10/7/1979 vs. Pittsburgh Steelers)
  - 9 Dino Hall (11/25/1979 at Pittsburgh Steelers)
  - 7 Dino Hall (11/29/1981 vs. Cincinnati Bengals)
  - 7 Joshua Cribbs (11/18/2007 at Baltimore Ravens)**
  - 7 Joshua Cribbs (11/2/2008 vs. Baltimore Ravens)**



#### Most Kickoff Return Yards – Career

<b>8,837</b>	<b>Joshua Cribbs (2005-11)</b>
3,185	Dino Hall (1979-83)
2,806	Eric Metcalf (1989-94)
2,079	Glen Young (1984-85, 1987-88)
1,872	Randy Baldwin (1991-94)

#### Most Kickoff Return Yards – Season

<b>1,809</b>	<b>Joshua Cribbs (2007)</b>
<b>1,542</b>	<b>Joshua Cribbs (2009)</b>
<b>1,494</b>	<b>Joshua Cribbs (2006)</b>
<b>1,110</b>	<b>Joshua Cribbs (2008)</b>
<b>1,094</b>	<b>Joshua Cribbs (2005)</b>

#### Most Kickoff Return Yards – Game

<b>269</b>	<b>Joshua Cribbs (12/20/2009 at Kansas City Chiefs)</b>
<b>245</b>	<b>Joshua Cribbs (11/18/2007 at Baltimore Ravens)</b>
<b>237</b>	<b>Joshua Cribbs (11/2/2008 vs. Baltimore Ravens)</b>
212	Richard Alston (11/28/2004 at Cincinnati Bengals)
<b>204</b>	<b>Joshua Cribbs (11/11/2007 at Pittsburgh Steelers)</b>

#### Most Kickoff Return Touchdowns – Career

<b>*8</b>	<b>Joshua Cribbs (2005-11)</b>
3	Bobby Mitchell (1958-61)
2	Eric Metcalf (1989-94)
	* NFL Record

#### Most Kickoff Return Touchdowns – Season

<b>3</b>	<b>Joshua Cribbs (2009)</b>
2	Eric Metcalf (1990)
<b>2</b>	<b>Joshua Cribbs (2007)</b>

#### Most Kickoff Return Touchdowns – Game

<b>2</b>	<b>Joshua Cribbs (12/20/2009 at Kansas City Chiefs)</b>
----------	---

#### Highest Kickoff Return Average – Career (minimum 50 returns)

26.26	Greg Pruitt (1973-81); 58-1,523
25.94	Walter Roberts (1964-66); 62-1,608
<b>25.69</b>	<b>Joshua Cribbs (2005-11); 344-8,837</b>
25.24	Keith Wright (1978-80); 70-1,767
25.00	Bobby Mitchell (1958-61); 62-1,550

#### Highest Kickoff Return Average – Season (minimum 12 returns)

31.69	Billy Lefear (1975); 13-412
<b>30.66</b>	<b>Joshua Cribbs (2007); 59-1,809</b>
29.50	Billy Reynolds (1954); 14-413
28.88	Bo Scott (1969); 25-722
28.31	Greg Pruitt (1973); 16-453

#### Highest Kickoff Return Average – Game (minimum 3 returns)

<b>51.00</b>	<b>Joshua Cribbs (11/11/2007 at Pittsburgh Steelers); 4-204</b>
48.33	Gerald McNeil (10/5/1986 at Pittsburgh Steelers); 3-145
45.67	Herman Fontenot (10/30/1988 vs. Cincinnati Bengals); 3-137
<b>44.83</b>	<b>Joshua Cribbs (12/20/2009 at Kansas City Chiefs); 6-269</b>
<b>44.00</b>	<b>Joshua Cribbs (10/18/2009 at Pittsburgh Steelers); 3-132</b>

### COMBINED NET YARDS

\*Includes rushing, receiving, punt returns and kickoff returns.

#### Most Attempts – Career

2,650	Jim Brown (1957-65); 2,359 R, 262 P, 29 PR
2,087	Leroy Kelly (1964-73); 1,727 R, 190 P, 94 KR, 76 PR
1,860	Mike Pruitt (1976-84); 1,593 R, 255 P, 12 PR

#### Most Attempts – Season

353	Jim Brown (1961); 305 R, 46 P, 2 PR
353	Reuben Droughns (2005); 309 R, 39 P, 5 KR
331	Peyton Hillis (2010); 270 R, 61 P
328	Jamal Lewis (2007); 298 R, 30 P
323	Jim Brown (1965); 289 R, 34 P
323	Mike Pruitt (1983); 293 R, 30 P

#### Most Attempts – Game

39	Jim Brown (10/4/1959 at Chicago Cardinals); 37 R, 2P
39	Mike Pruitt (12/3/1981 at Houston Oilers); 32 R, 7 P
39	Lee Suggs (12/26/2004 at Miami Dolphins); 38 R, 1 P
39	Jerome Harrison (12/27/2009 vs. Oakland Raiders); 39 R
38	Jim Brown (11/19/1961 vs. Philadelphia Eagles); 34 R, 3 P, 1 PR
38	Ernest Byner (12/17/1995 vs. Cincinnati Bengals); 31 R, 7 P

#### Most Yards – Career

15,459	Jim Brown (1957-65); 12,312 R, 2,499 P, 648 KR
<b>12,343</b>	<b>Joshua Cribbs (2005-11); 8,837 KR, 1,697 PR; 711 R, 1,098 P</b>
12,329	Leroy Kelly (1964-73); 7,274 R, 2,281 P, 1,784 KR, 990 PR
10,700	Greg Pruitt (1973-81); 5,496 R, 3,022 P, 1,523 KR, 659 PR

#### Most Yards – Season

<b>2,510</b>	<b>Joshua Cribbs (2009); 1,542 KR, 452 PR, 381 R, 135 P</b>
--------------	---

**2,312** Joshua Cribbs (2007); 1,809 KR, 405 PR, 37 P, 61 R

2,131	Jim Brown (1963); 1,863 R, 268 P
2,014	Leroy Kelly (1966); 1,141 R, 366 P, 403 KR, 104 PR
1,932	Eric Metcalf (1993); 611 R, 539 P, 318 KR, 464 PR

#### Most Yards – Game

<b>316</b>	<b>Joshua Cribbs (12/27/2009 at Kansas City Chiefs); 269 KR, 36 PR, 8 R, 3 P</b>
313	Jim Brown (11/19/1961 vs. Philadelphia Eagles); 237 R, 52 P, 24 KR
<b>309</b>	<b>Joshua Cribbs (11/18/2007 at Baltimore Ravens); 245 KR, 61 PR, 3R</b>
304	Greg Pruitt (11/23/1975 vs. Cincinnati Bengals); 121 R, 106 P, 36 KR, 41 PR
299	Leroy Kelly (12/4/1966 vs. New York Giants); 126 R, 71 P, 102 KR

#### High Average – Career (minimum 500 attempts)

<b>17.07</b>	<b>Joshua Cribbs (2005-11); 723-12,343</b>
11.94	Ozzie Newsome (1978-90); 682-8,144
8.87	Bobby Mitchell (1958-61); 667-5,916
7.89	Eric Metcalf (1989-94); 1,155-9,108

#### High Average – Season (minimum 100 attempts)

<b>22.89</b>	<b>Joshua Cribbs (2007); 101-2,312</b>
<b>17.75</b>	<b>Joshua Cribbs (2008); 103-1,519</b>
<b>14.85</b>	<b>Joshua Cribbs (2009); 169-2,510</b>
14.32	Dino Hall (1979); 103-1,475
<b>13.01</b>	<b>Joshua Cribbs (2010); 103-1,340</b>

#### High Average – Game (minimum 10 attempts)

<b>27.80</b>	<b>Joshua Cribbs (11/2/2008 vs. Baltimore Ravens); 10-278</b>
<b>25.75</b>	<b>Joshua Cribbs (11/18/2007 at Baltimore Ravens); 12-309</b>
<b>22.57</b>	<b>Joshua Cribbs (12/20/2009 at Kansas City Chiefs); 14-316</b>
<b>22.09</b>	<b>Joshua Cribbs (10/4/2009 vs. Cincinnati Bengals); 11-243</b>
21.20	Richard Alston (11/28/2004 at Cincinnati Bengals); 10-212

### SCRIMMAGE YARDS

#### Most Attempts – Career

2,621	Jim Brown (1957-65); 2,359 R, 262 P
1,917	Leroy Kelly (1964-73); 1,727 R, 190 P
1,848	Mike Pruitt (1976-84); 1,593 R, 255 P

#### Most Attempts – Season

351	Jim Brown (1961); 305 R, 46 P
348	Reuben Droughns (2005); 309 R, 39 P
331	Peyton Hillis (2010); 270 R, 61 P
328	Jamal Lewis (2007); 298 R, 30 P
323	Jim Brown (1965); 289 R, 34 P
323	Mike Pruitt (1983); 293 R, 30 P

#### Most Attempts – Game

39	Jim Brown (10/4/1959 at Chicago Cardinals); 37R, 2P
39	Mike Pruitt (12/3/1981 at Houston Oilers); 32 R, 7 P
39	Lee Suggs (12/26/2004 at Miami Dolphins); 38 R, 1 P
39	Jerome Harrison (12/27/2009 vs. Oakland Raiders); 39 R
38	Ernest Byner (12/17/1995 vs. Cincinnati Bengals); 31R, 7P

#### Most Yards – Career

14,811	Jim Brown (1957-65); 12,312 R, 2,499 P
9,555	Leroy Kelly (1964-73); 7,274 R, 2,281 P
8,518	Greg Pruitt (1973-81); 5,496 R, 3,022 P
8,301	Mike Pruitt (1976-84); 6,540 R, 1,761 P
8,115	Ozzie Newsome (1978-90); 135 R, 7,980 P

#### Most Yards – Season

2,131	Jim Brown (1963); 1,863 R, 268 P
1,872	Jim Brown (1965); 1,544 R, 328 P
1,867	Jim Brown (1961); 1,408 R, 459 P

#### Most Yards – Game

298	Jerome Harrison (12/20/2009 at Kansas City Chiefs); 286 R, 12 P
289	Jim Brown (11/19/1961 vs. Philadelphia Eagles); 237 R, 52 P
262	Jim Brown (9/15/1963 vs. Philadelphia Redskins); 162 R, 100 P
258	Jim Brown (11/24/1957 vs. Los Angeles Rams); 237 R, 21 P

#### High Average – Career (minimum 400 attempts)

14.81	Ray Renfro (1952-63); 418-6,190
11.93	Ozzie Newsome (1978-90); 680-8,115
8.09	Dub Jones (1950-55); 481-3,893

#### High Average – Season (minimum 100 attempts)

8.53	Dub Jones (1952); 108-921
7.93	Dub Jones (1951); 134-1,062
7.64	Dub Jones (1950); 101-772

#### High Average – Game (minimum 10 attempts)

18.42	Marion Motley (10/29/1950 vs. Pittsburgh Steelers); 12-221
17.70	Gem Nagler (11/20/1960 at Pittsburgh Steelers); 10-177

**QUARTERBACK SACKS****Most Sacks – Career**

- 76.5 Clay Matthews (1978-93)
- 69 Jerry Sherk (1970-81)
- 58 Walter Johnson (1965-76)
- 51.5 Michael Dean Perry (1988-94)
- 40.5 Rob Burnett (1990-95)

**Most Sacks – Season**

- 14.5 Bill Glass (1965)
- 14 Jack Gregory (1970)
- 14 Reggie Camp (1984)
- 13 Jamir Miller (2001)
- 12 Jerry Sherk (1979)
- 12 Clay Matthews (1984)

**Most Sacks – Game**

- 4 Jerry Sherk (11/14/1976 vs. Philadelphia Eagles)
- 4 Mack Mitchell (11/20/1977 vs. New York Giants)
- 4 Andra Davis (11/9/2003 at Kansas City Chiefs)

**Most Consecutive Games At Least One Sack**

- 7 Bill Glass (1966)

**Most Sack Yards – Career**

- 568 Clay Matthews (1978-92)
- 547 Jerry Sherk (1970-81)

**Most Sack Yards – Season**

- 125.5 Reggie Camp (1984)

**Most Sack Yards – Game**

- 39 Reggie Camp (11/25/1984 vs. Houston Oilers)

**TEAM RECORDS****GAMES WON****Most Games Won, One Season (Including Postseason)**

- 13 (1986)

**Most Games Won – Regular Season**

- 12 (1986)

**Most Games Won – Home (Season)**

- 7 (2007)

**Most Games Won – Road (Season)**

- 6 (2002, 1986, 1972, 1965)

**Most Consecutive Games Won, Start of Season**

- 11 (1953)

**Most Consecutive Games Won (During Season)**

- 11 (1951, 1953)

**Most Consecutive Games Won (Regular Season)**

- 13 (1951-52)

**Most Consecutive Home Games Won (Regular Season)**

- 12 (1950-52)

**Most Consecutive Road Games Won (Regular Season)**

- 7 (1951-52; 1954-55; 1971-72)

**GAMES LOST****Most Games Lost, One Season**

- 14 (1999)

**Most Consecutive Games Lost**

- 11 (1974-75)

**Most Consecutive Games Lost, Start of Season**

- 9 (1975)

**Most Consecutive Games Lost, End of Season**

- 6 (1999, 2008, 2011)

**Most Consecutive Home Games Lost**

- 10 (2008-09)

**Most Consecutive Road Games Lost**

- 11 (1974-76)

**SCORING****Most Points – Season**

- 415 (1964); 22 FG, 49 PAT, 50 TD
- 403 (1966); 9 FG, 52 PAT, 54 TD
- 402 (2007); 26 FG, 42 PAT, 46 TD, 2 PAT, 1 SAFETY
- 394 (1968); 18 FG, 46 PAT, 49 TD
- 391 (1986); 26 FG, 43 PAT, 45 TD

**Most Points – Game**

- 62 (12/6/1953 vs. New York Giants); 2 FG, 8 PAT, 8 TD
- 62 (11/7/1954 vs. Washington Redskins); 2 FG, 8 PAT, 8 TD
- 52 (12/12/1964 at New York Giants); 1 FG, 7 PAT, 7 TD
- 51 (9/10/1989 at Pittsburgh Steelers); 3 FG, 6 PAT, 6 TD
- 51 (9/16/2007 vs. Cincinnati Bengals); 3 FG, 6 PAT, 6 TD

**Fewest Points – Season**

- 140 (1982); 7 FG, 17 PAT, 17 TD
- 161 (2000); 14 FG, 17 PAT, 17 TD
- 167 (1956); 11 FG, 18 PAT, 19 TD, 1 SAFETY
- 217 (1999); 8 FG, 23 PAT, 28 TD
- 218 (1975); 17 FG, 21 PAT, 24 TD
- 218 (2011); 24 FG, 20 PAT, 21 TD

**Most Points Against – Season**

- 462 (1990); 16 FG, 56 PAT, 59 TD
- 437 (1999); 33 FG, 40 PAT, 49 TD

- 419 (2000); 31 FG, 44 PAT, 46 TD

- 390 (2004); 24 FG, 44 PAT, 45 TD, 1 2 PAT, 1 SAFETY

- 382 (2007); 32 FG, 38 PAT, 41 TD, 1 2 PAT

**Most Points Against – Game**

- 58 (12/9/1990 at Houston Oilers); 1 FG, 7 PAT, 8 TD
- 58 (11/28/2004 at Cincinnati Bengals); 3 FG, 7 PAT, 7 TD
- 55 (10/17/1954 at Pittsburgh Steelers); 7 PAT, 8 TD
- 55 (11/12/1967 at Green Bay Packers); 2 FG, 7 PAT, 7 TD
- 51 (11/9/1969 at Minnesota Vikings); 3 FG, 6 PAT, 6 TD
- 51 (10/7/1979 vs. Pittsburgh Steelers); 1 FG, 6 PAT, 7 TD

**Fewest Points Against – Season**

- 144 (1950); 4 FG, 18 PAT, 19 TD
- 152 (1951); 4 FG, 18 PAT, 20 TD
- 162 (1953); 2 FG, 20 PAT, 22 TD
- 162 (1954); 3 FG, 21 PAT, 22 TD
- 172 (1957); 7 FG, 19 PAT, 22 TD

**Most Points, Both Teams – Game**

- 106 (11/28/2004 at Cincinnati Bengals); 5 FG, 13 PAT, 13 TD (L, 48-58)
- 96 (9/16/2007 vs. Cincinnati Bengals); 12 PAT, 12 TD, 4 FG (W, 51-45)
- 89 (12/4/1966 vs. New York Giants); 4 FG, 11 PAT, 11 TD (W, 49-40)
- 86 (10/7/1979 vs. Pittsburgh Steelers); 1 FG, 11 PAT, 12 TD (L, 35-51)
- 82 (10/17/1954 at Pittsburgh Steelers); 10 PAT, 12 TD (L, 27-55)
- 82 (12/15/1960 at New York Giants); 2 FG, 10 PAT, 11 TD (W, 48-34)

**Fewest Points, Both Teams – Game**

- 6 (10/1/1950 vs. New York Giants); 1 TD (L, 0-6)
- 6 (11/21/1954 vs. Philadelphia Eagles); 2 FG (W, 6-0)
- 7 (10/25/1953 at New York Giants); 1 PAT, 1 TD (W, 7-0)
- 7 (12/1/1974 vs. San Francisco 49ers); 1 PAT, 1 TD (W, 7-0)
- 8 (12/12/1970 vs. Dallas Cowboys); 2 FG, 1 SAFETY (L, 2-6)
- 8 (12/16/2007 vs. Buffalo Bills); 2 FG, 1 SAFETY (W, 8-0)

**Most Touchdowns – Season**

- 54 (1966); 18 Rush, 33 Rec, 3 Ret
- 50 (1964); 14 Rush, 28 Rec, 8 Ret
- 49 (1968); 20 Rush, 27 Rec, 2 Ret

**Most Touchdowns – Game**

- 8 (12/6/1953 vs. New York Giants); 2 Rush, 5 Rec, 1 Ret
- 8 (11/7/1954 vs. Washington Redskins); 3 Rush, 4 Rec, 1 Ret

**Most Touchdowns Against – Season**

- 59 (1990); 21 Rush, 32 Rec, 6 Def
- 49 (1999); 29 Rush, 17 Rec, 3 Ret
- 48 (1975); 21 Rush, 25 Rec, 2 Ret

**Most Touchdowns Against – Game**

- 8 (10/17/1954 at Pittsburgh Steelers); 2 Rush, 4 Rec, 2 Ret
- 8 (12/9/1990 at Houston Oilers); 4 Rush, 3 Rec, 1 Def

**Fewest Touchdowns – Season**

- 17 (1982); 7 Rush, 9 Rec, 1 Ret
- 17 (2000); 7 Rush, 9 Rec, 1 Ret
- 19 (1956); 8 Rush, 8 Rec, 3 Ret
- 20 (2008); 6 Rush, 11 Rec, 1 Ret, 2 Def
- 21 (2011); 4 Rush, 16 Rec, 1 Ret

**Fewest Touchdowns Against – Season**

- 19 (1950); 10 Rush, 8 Rec, 1 Ret
- 20 (1951); 8 Rush, 10 Rec, 2 Ret
- 21 (1956); 13 Rush, 7 Rec, 1 Ret

# Most Touchdowns Rushing – Season

24 (1958)  
23 (1954)

# Most Touchdowns Rushing – Game

6 (11/24/1957 vs. Los Angeles Rams)  
5 (12/12/1954 vs. Pittsburgh Steelers)  
5 (10/2/1955 at San Francisco 49ers)  
5 (10/12/1958 vs. Chicago Cardinals)  
5 (11/1/1959 at Baltimore Colts)

# Most Touchdowns Rushing Against – Season

29 (1999)  
26 (2000)  
25 (1979)  
22 (2004)  
21 (1975, 1990)

# Most Touchdowns Rushing Against – Game

6 (10/15/1961 vs. Green Bay Packers)  
5 (10/13/1991 at Washington Redskins)  
5 (12/3/2000 at Jacksonville Jaguars)

# Fewest Touchdowns Rushing – Season

4 (2005, 2011)  
5 (1995)  
6 (1956, 2004, 2008)

# Fewest Touchdowns Rushing Against – Season

4 (1954)  
5 (1992)

# Most Touchdowns Rushing, Both Teams – Game

7 (11/24/1957 vs. Los Angeles Rams)  
7 (11/11/1979 vs. Seattle Seahawks)  
7 (11/23/1986 vs. Pittsburgh Steelers)

# Most Touchdowns Passing – Season

33 (1966)  
30 (1980)  
29 (2007)  
28 (1964, 1979)

# Most Touchdowns Passing – Game

6 (12/12/1964 at New York Giants)  
6 (10/30/1966 at Atlanta Falcons)

# Fewest Touchdowns Passing – Season

7 (1975)  
8 (1956)  
9 (1982, 2000)

# Most Touchdowns Passing Against – Season

32 (1990)  
31 (1965)  
29 (2007)  
28 (1981)

# Most Touchdowns Passing Against – Game

6 (9/26/1965 vs. St. Louis Cardinals)  
6 (9/16/2007 vs. Cincinnati Bengals)  
5 (12/12/1965 at Los Angeles Rams)  
5 (11/18/1990 vs. Houston Oilers)  
5 (11/22/2009 at Detroit Lions)

# Fewest Touchdowns Passing Against – Season

7 (1956)  
8 (1950, 1957)

# Most Points After Touchdowns – Season

52 (1966)  
49 (1964)

# Most Points After Touchdowns – Game

8 (12/6/1953 vs. New York Giants)  
8 (11/7/1954 vs. Washington Redskins)

# Fewest Points After Touchdowns – Season

17 (1982, 2000)  
18 (1956)

# Most Points After Touchdowns Against – Season

56 (1990)  
45 (1975)

# Most Points After Touchdowns Against – Game

7 (10/17/1954 at Pittsburgh Steelers)  
7 (10/15/1961 vs. Green Bay Packers)  
7 (9/26/1965 vs. St. Louis Cardinals)  
7 (11/12/1967 at Green Bay Packers)  
7 (12/9/1990 at Houston Oilers)  
7 (11/28/2004 at Cincinnati Bengals)

# Fewest Points After Touchdowns Against – Season

18 (1950, 1951)

# Most Field Goals Made – Season

30 (2008)  
29 (1995)  
27 (2005)  
26 (1986, 1994, 2007)

# Most Field Goals Made – Game

6 (11/5/2006 at San Diego Chargers)  
5 (10/19/1975 at Denver Broncos)  
5 (10/29/1995 at Cincinnati Bengals)  
5 (1/2/2005 at Houston Texans)  
5 (11/17/2008 at Buffalo Bills)

# Fewest Field Goals Made – Season

5 (1959)  
7 (1982)

# Most Field Goals Made Against – Season

35 (2003)  
33 (1999)  
32 (2007)  
31 (1993, 2000)

# Most Field Goals Made Against – Game

5 (10/22/2000 at Pittsburgh Steelers)

# Fewest Field Goals Made Against – Season

2 (1953)  
3 (1954)

# Most Safeties For – Season

3 (1970)  
2 (1993)

# Most Safeties For – Game

1 20 times; most recently: (11/22/2009 at Detroit Lions)

# Most Safeties Against – Season

3 (1974, 1987)

# Most Safeties, Both Teams – Season

4 (1993)

# Most Safeties, Both Teams – Game

2 (9/13/1987 at New Orleans Saints)  
2 (11/14/1993 at Seattle Seahawks)

# Most Two-Point Conversions – Season

4 (1994)

# Most Two-Point Conversions – Game

1 15 times; most recently: (11/22/2009 at Detroit Lions)

# Most Two-Point Conversions, Both Teams – Season

5 (1994)  
3 (1995, 2007)

# Most Two-Point Conversions Against – Season

2 (1995, 2001)

# Most Two-Point Conversions Against – Game

1 nine times; most recently: (11/11/2007 at Pittsburgh Steelers)

# Most Points 1st Quarter

24 (11/22/2009 at Detroit Lions)

# Most Points 2nd Quarter

28 (12/13/1987 vs. Cincinnati Bengals)  
28 (11/5/1989 at Tampa Bay Buccaneers)  
28 (12/1/1991 at Indianapolis Colts)

# Most Points 3rd Quarter

24 (12/6/1953 vs. New York Giants)

# Most Points 4th Quarter

28 (10/25/1964 vs. New York Giants)

# Most Points 1st Half

35 (11/5/1989 at Tampa Bay Buccaneers)

# Most Points 2nd Half

35 five times; most recently: (11/28/2004 at Cincinnati Bengals)

# Largest Margin of Victory

59 (11/7/1954 vs. Washington Redskins)

# Largest Margin of Defeat

48 (11/12/1967 at Green Bay Packers)  
48 (11/9/1969 at Minnesota Vikings)  
48 (12/3/2000 at Jacksonville Jaguars)

## FIRST DOWNS

# Most First Downs – Season

364 (1981)

Most First Downs – Game  
35 (11/23/1986 vs. Pittsburgh Steelers)

Fewest First Downs – Season  
173 (1956)

Fewest First Downs – Game  
1 (12/3/1950 vs. Philadelphia Eagles)

Most First Downs by Opponents – Season  
368 (1999)

Most First Downs by Opponents – Game  
36 (11/25/1979 at Pittsburgh Steelers)

Fewest First Downs by Opponents – Season  
147 (1954)

Fewest First Downs by Opponents – Game  
4 (11/7/1954 vs. Washington Redskins)  
4 (10/21/1973 vs. Houston Oilers)

Most First Downs, Both Teams – Game  
58 (11/25/1979 at Pittsburgh Steelers)  
58 (11/4/2007 vs. Seattle Seahawks)

Most First Downs Rushing – Season  
135 (1963)

Most First Downs Rushing – Game  
21 (12/13/1959 at Philadelphia Eagles)

Fewest First Downs Rushing – Season  
53 (2000)  
64 (1982, 1999)

Fewest First Downs Rushing – Game  
0 (10/15/1972 vs. Chicago Bears)  
0 (12/4/1988 vs. Dallas Cowboys)  
0 (12/7/2006 at Pittsburgh Steelers)

Most First Downs Rushing by Opponents – Season  
161 (1999)

Most First Downs Rushing by Opponents – Game  
20 (10/10/1964 vs. Pittsburgh Steelers)

Fewest First Downs Rushing by Opponents – Season  
56 (1954)

Fewest First Downs Rushing by Opponents – Game  
0 (12/7/1952 at Chicago Cardinals)  
0 (9/22/1974 vs. Houston Oilers)

Most First Downs Passing – Season  
207 (1980)

Most First Downs Passing – Game  
22 (9/7/1981 vs. San Diego Chargers)

Fewest First Downs Passing – Season  
63 (1956)

Fewest First Downs Passing – Game  
0 (12/3/1950 vs. Philadelphia Eagles)  
0 (12/3/2000 at Jacksonville Jaguars)

Most First Downs Passing by Opponents – Season  
211 (2007)  
200 (1995)

Most First Downs Passing by Opponents – Game  
26 (12/12/1988 at Miami Dolphins)

Fewest First Downs Passing by Opponents – Season  
62 (1956)

Fewest First Downs Passing by Opponents – Game  
0 (11/24/1974 vs. Buffalo Bills)

Most First Downs by Penalty – Season  
37 (1981)

Most First Downs by Penalty – Game  
7 4 times; most recently: (11/5/2006 at San Diego Chargers)

Fewest First Downs by Penalty – Season  
4 (1952)

Most First Downs by Penalty by Opponents – Season  
38 (1978, 1980)

Most First Downs by Penalty by Opponents – Game  
9 (11/25/1951 vs. Chicago Bears)

Fewest First Downs by Penalty by Opponents – Season  
10 (1961)

## NET YARDS

Most Net Yards Gained – Season  
5,915 (1981)

5,772 (1979)  
5,621 (2007)  
5,588 (1980)

Most Net Yards Gained – Game  
562 (10/25/1981 vs. Baltimore Colts)  
558 (11/10/1986 vs. Miami Dolphins)  
554 (9/16/2007 vs. Cincinnati Bengals)  
543 (9/15/1963 vs. Washington Redskins)

Fewest Net Yards Gained – Season  
2,708 (1982)  
3,310 (1956)  
3,341 (1973)

Fewest Net Yards Gained – Game  
26 (12/12/2004 at Buffalo Bills)  
40 (9/12/1999 vs. Pittsburgh Steelers)  
53 (12/3/2000 at Jacksonville Jaguars)  
59 (12/3/1950 vs. Philadelphia Eagles)  
60 (10/24/1971 vs. Denver Broncos)

Most Net Yards Gained by Opponents – Season  
6,229 (2009)  
6,046 (1999)  
5,794 (2008)  
5,753 (2007)  
5,650 (1979)

Most Net Yards Gained by Opponents – Game  
606 (11/25/1979 at Pittsburgh Steelers)  
582 (11/7/1965 vs. Philadelphia Eagles)  
564 (11/6/2008 vs. Denver Broncos)  
543 (10/18/2009 at Pittsburgh Steelers)  
535 (9/7/1981 vs. San Diego Chargers)

Fewest Net Yards Gained by Opponents – Season  
2,658 (1954)  
2,802 (1957)  
2,841 (1955)

Fewest Net Yards Gained by Opponents – Game  
53 (9/10/1989 at Pittsburgh Steelers)  
64 (11/7/1954 vs. Washington Redskins)  
68 (11/28/1954 at New York Giants)

## PLAYS

Most Offensive Plays – Season  
1,138 (1981)  
1,092 (1979)  
1,065 (1983)

Most Offensive Plays – Game  
92 (10/6/1956 at Pittsburgh Steelers)  
87 (10/30/1977 vs. Kansas City Chiefs)  
87 (10/2/2011 vs. Tennessee Titans)  
85 (11/30/1986 vs. Houston Oilers)  
85 (10/4/1987 at New England Patriots)

Fewest Offensive Plays – Season  
616 (1982)  
647 (1960)  
681 (1958)

Fewest Offensive Plays – Game  
28 (9/12/1999 vs. Pittsburgh Steelers)  
37 (10/27/1963 vs. New York Giants)  
39 (11/11/1962 at Washington Redskins)  
39 (11/9/1969 at Minnesota Vikings)

Most Offensive Plays by Opponents – Season  
1,158 (1999)  
1,122 (2000)  
1,090 (1994)  
1,089 (2001)  
1,083 (1978)

Most Offensive Plays by Opponents – Game  
91 (11/14/2010 vs. New York Jets)  
90 (10/6/1974 vs. Oakland Raiders)  
90 (11/25/1979 at Pittsburgh Steelers)  
90 (9/12/1999 vs. Pittsburgh Steelers)

Fewest Offensive Plays by Opponents – Season  
594 (1982)  
638 (1957)  
672 (1954)

Fewest Offensive Plays by Opponents – Game  
38 (10/18/1987 at Cincinnati Bengals)  
40 (10/25/1953 at New York Giants)

**RUSHING**

## Most Yards Gained Rushing – Season

2,639 (1963)  
2,546 (1958)  
2,488 (1978)

## Most Yards Gained Rushing – Game

352 (10/12/1958 vs. Chicago Cardinals)  
351 (12/20/2009 at Kansas City Chiefs)  
338 (10/29/1950 vs. Pittsburgh Steelers)  
330 (11/24/1957 vs. Los Angeles Rams)

## Fewest Yards Gained Rushing – Season

883 (1982)  
1,085 (2000)  
1,150 (1999)  
1,220 (1990)

## Fewest Yards Gained Rushing – Game

6 (11/6/1960 vs. New York Giants)  
9 (9/12/1999 vs. Pittsburgh Steelers)  
11 (9/17/1967 vs. Dallas Cowboys)

## Most Yards Gained Rushing by Opponents – Season

2,736 (1999)  
2,604 (1979)  
2,505 (2000)  
2,431 (2008)  
2,415 (1974)

## Most Yards Gained Rushing by Opponents – Game

361 (10/7/1979 vs. Pittsburgh Steelers)  
354 (10/10/1964 vs. Pittsburgh Steelers)  
343 (9/14/2003 at Baltimore Ravens)  
305 (11/11/1956 vs. Baltimore Colts)

## Fewest Yards Gained Rushing by Opponents – Season

1,050 (1954)  
1,189 (1955)  
1,292 (1982)

## Fewest Yards Gained Rushing by Opponents – Game

4 (11/28/1954 at New York Giants)  
20 (10/22/1967 vs. Chicago Bears)  
22 (10/8/1966 vs. Pittsburgh Steelers)

## Most Rushing Attempts – Season

559 (1978)  
536 (1955)  
535 (1985)

## Most Rushing Attempts – Game

60 (10/2/1955 at San Francisco 49ers)  
59 (12/4/1955 at Pittsburgh Steelers)  
59 (12/13/1959 at Philadelphia Eagles)

## Fewest Rushing Attempts – Season

256 (1982)  
313 (1999)  
336 (2000)  
345 (1990)

## Fewest Rushing Attempts – Game

9 (9/12/1999 vs. Pittsburgh Steelers)  
10 (11/9/1969 at Minnesota Vikings)  
11 (10/14/1956 vs. New York Giants)  
11 (11/10/1991 vs. Philadelphia Eagles)  
11 (12/7/2006 at Pittsburgh Steelers)

## Most Rushing Attempts by Opponents – Season

610 (1999)  
594 (2000)  
577 (1979)  
563 (1978)

## Most Rushing Attempts by Opponents – Game

64 (10/10/1964 vs. Pittsburgh Steelers)  
59 (12/16/1956 vs. Chicago Cardinals)  
57 (11/23/1952 vs. Philadelphia Eagles)  
57 (10/24/1971 vs. Denver Broncos)  
57 (9/12/1999 vs. Pittsburgh Steelers)

## Highest Average Gain Rushing – Season

5.74 (1963)  
5.36 (1958)  
5.22 (1966)

## Lowest Average Gain Rushing – Season

3.24 (2001)  
3.38 (1971)

3.42 (1970)

3.45 (1982)

**PASSING**

## Most Gross Yards Gained Passing – Season

4,339 (1981)  
4,132 (1980)  
4,018 (1986)

## Most Gross Yards Gained Passing – Game

444 (10/25/1981 vs. Baltimore Colts)  
414 (11/23/1986 vs. Pittsburgh Steelers)  
413 (11/28/2004 at Cincinnati Bengals)  
401 (11/10/1986 vs. Miami Dolphins)

## Highest Gross Average Yards Per Attempt – Season

10.17 (1953)  
9.61 (1957)  
9.51 (1955)

## Fewest Gross Yards Gained Passing – Season

1,358 (1956)  
1,741 (1973)  
1,758 (1958)

## Fewest Gross Yards Gained Passing – Game

15 (12/19/1954 vs. Detroit Lions)  
23 (10/11/2009 at Buffalo Bills)  
26 (10/25/1953 at New York Giants)  
26 (11/2/1958 vs. New York Giants)  
33 (12/3/2000 at Jacksonville Jaguars)

## Most Gross Yards Gained Passing by Opponents – Season

4,149 (2009)  
4,013 (1995)  
3,867 (2007)  
3,746 (1980)  
3,709 (2010)

## Most Gross Yards Gained Passing by Opponents – Game

456 (12/14/1980 at Minnesota Vikings)  
441 (11/6/2008 vs. Denver Broncos)  
422 (11/22/2009 at Detroit Lions)  
418 (11/26/1967 vs. Washington Redskins)  
417 (10/18/2009 at Pittsburgh Steelers)

## Fewest Gross Yards Gained Passing by Opponents – Season

1,215 (1956)  
1,511 (1957)  
1,581 (1950)

## Fewest Gross Yards Gained Passing by Opponents – Game

9 (11/24/1974 vs. Buffalo Bills)  
17 (10/22/1950 at New York Giants)  
21 (11/11/1956 vs. Baltimore Colts)

## Most Passes Attempted – Season

624 (1981)  
573 (1990)  
570 (2011)  
567 (1983)

## Most Passes Attempted – Game

61 (10/2/2011 vs. Tennessee Titans)  
57 (9/7/1981 vs. San Diego Chargers)  
54 (11/5/1995 vs. Houston Oilers)  
53 (9/13/1981 vs. Houston Oilers)

## Fewest Passes Attempted – Season

195 (1957)  
202 (1956)  
206 (1958)

## Fewest Passes Attempted – Game

0 (12/3/1950 vs. Philadelphia Eagles)  
4 (11/4/1956 at Green Bay Packers)  
5 (10/25/1953 at New York Giants)  
6 (12/19/1954 vs. Detroit Lions)

## Most Passes Attempted by Opponents – Season

587 (1994)  
578 (2007)  
573 (1995)  
552 (2001)  
541 (1993)

## Most Passes Attempted by Opponents – Game

59 (9/20/1992 at Los Angeles Raiders)  
58 (9/18/1994 vs. Arizona Cardinals)

56 (10/24/2010 at New Orleans Saints)  
 54 (10/20/1991 at San Diego Chargers)

**Fewest Passes Attempted by Opponents – Season**  
 226 (1956)  
 242 (1957)  
 266 (1982)

**Fewest Passes Attempted by Opponents – Game**  
 6 (12/19/2004 vs. San Diego Chargers)  
 7 (11/24/1974 vs. Buffalo Bills)  
 8 (12/16/1956 vs. Chicago Cardinals)  
 9 (10/12/1952 vs. New York Giants)  
 9 (10/15/1972 vs. Chicago Bears)  
 9 (12/21/2008 vs. Cincinnati Bengals)

**Most Passes Completed – Season**  
 348 (1981)  
 338 (2002)  
 337 (1980)  
 324 (1983, 1995)

**Most Passes Completed – Game**  
 40 (10/2/2011 vs. Tennessee Titans)  
 36 (9/22/2002 at Tennessee Titans)  
 33 (12/5/1982 vs. San Diego Chargers)  
 32 (11/10/1986 vs. Miami Dolphins)  
 32 (10/27/2002 at New York Jets)

**Fewest Passes Completed – Season**  
 105 (1956)  
 108 (1957)  
 110 (1958)

**Fewest Passes Completed – Game**  
 1 (12/19/1954 vs. Detroit Lions)  
 2 (10/25/1953 at New York Giants)  
 2 (11/4/1956 at Green Bay Packers)  
 2 (10/11/2009 at Buffalo Bills)

**Most Passes Completed by Opponents – Season**  
 360 (1995)  
 340 (2007)  
 331 (1999)  
 325 (1994)

**Most Passes Completed by Opponents – Game**  
 38 (12/14/1980 at Minnesota Vikings)  
 34 (9/30/2007 vs. Baltimore Ravens)  
 33 (9/28/1986 vs. Detroit Lions)  
 33 (10/20/1991 at San Diego Chargers)  
 33 (9/20/1992 at Los Angeles Raiders)  
 33 (9/16/2007 vs. Cincinnati Bengals)

**Fewest Passes Completed by Opponents – Season**  
 105 (1957)  
 107 (1956)  
 121 (1950)

**Fewest Passes Completed by Opponents – Game**  
 1 (11/24/1974 vs. Buffalo Bills)  
 2 (10/22/1950 at New York Giants)  
 2 (12/16/1956 vs. Chicago Cardinals)  
 2 (10/15/1972 vs. Chicago Bears)

**Highest Completion Percentage – Season**  
 63.04 (1953)  
 62.23 (2006)  
 62.03 (1991)  
 61.90 (2010)  
 61.49 (2003)

**Highest Completion Percentage – Game**  
 91.30 (12/26/1993 at Los Angeles Rams)  
 85.71 (12/13/1959 at Philadelphia Eagles)  
 84.21 (12/12/1964 at New York Giants)

**Lowest Completion Percentage – Season**  
 46.88 (1972)  
 48.05 (1967)  
 48.47 (1970)

**Lowest Completion Percentage – Game**  
 11.76 (10/11/2009 at Buffalo Bills)  
 16.67 (12/19/1954 vs. Detroit Lions)  
 19.05 (10/3/1970 vs. Pittsburgh Steelers)  
 25.00 (10/27/1963 vs. New York Giants)  
 25.00 (9/29/1968 vs. Los Angeles Rams)

## INTERCEPTIONS

**Most Interceptions – Season**  
 33 (2001)  
 32 (1968)  
 31 (1950, 1960)

**Most Interceptions – Game**  
 7 (12/11/1960 vs. Chicago Bears)  
 7 (9/23/2001 vs. Detroit Lions)  
 6 (10/29/1950 vs. Pittsburgh Steelers)  
 6 (11/17/1968 at Pittsburgh Steelers)  
 6 (11/30/1986 vs. Houston Oilers)  
 6 (9/20/1987 vs. Pittsburgh Steelers)

**Fewest Interceptions – Season**  
 8 (1999)  
 9 (2011)  
 10 (1975, 2009)

**Most Interceptions by Opponents – Season**  
 31 (1977)  
 28 (1983)  
 27 (1971, 1979, 1981)

**Most Interceptions by Opponents – Game**  
 6 four times; most recently: (10/16/1983 at Pittsburgh Steelers)

**Fewest Interceptions by Opponents – Season**  
 5 (1960)  
 9 (1953, 1959)

**Most Interception Return Yards – Season**  
 624 (1960)  
 444 (1964)  
 430 (1977)

**Most Interception Return Yards – Game**  
 213 (12/11/1960 vs. Chicago Bears)  
 132 (11/20/1983 at New England Patriots)  
 128 (10/2/1988 at Pittsburgh Steelers)

**Fewest Interception Return Yards – Season**  
 52 (1999)  
 68 (2000)  
 93 (2011)  
 102 (1982)  
 107 (1975)

**Most Interception Return Yards by Opponents – Season**  
 518 (1984)  
 508 (1983)  
 453 (1971)

**Most Interception Return Yards by Opponents – Game**  
 147 (10/17/1954 at Pittsburgh Steelers)  
 142 (10/16/1983 at Pittsburgh Steelers)  
 140 (10/18/1970 vs. Detroit Lions)

**Fewest Interception Return Yards by Opponents – Season**  
 58 (1960)  
 68 (1966)  
 94 (1953)

**Fewest Interceptions by Opponents – Season**  
 5 (1960)  
 9 (1953, 1959)

**Most Touchdowns by Interceptions – Season**  
 6 (1960)  
 4 (1954, 1989, 2001)

**Most Touchdowns by Interceptions – Game**  
 3 (12/11/1960 vs. Chicago Bears)

**Most Touchdowns by Interceptions by Opponents – Season**  
 4 (1970, 2003)  
 3 (1990, 2010)

**Most Touchdowns by Interceptions by Opponents – Game**  
 2 (10/17/1954 at Pittsburgh Steelers)  
 2 (10/18/1970 vs. Detroit Lions)

## PUNTING

**Most Punts – Season**  
 108 (2000)  
 106 (1999)  
 99 (2001)  
 97 (1989)  
 94 (2009)

**Most Punts – Game**  
 12 three times; most recently: (12/3/2000 at Jacksonville Jaguars)



**Fewest Punts – Season**

45 (1962)  
48 (1982)  
49 (1964)

**Fewest Punts – Game**

0 three times; most recently: (10/13/2008 vs. New York Giants)

**Most Punts by Opponents – Season**

97 (1994)  
94 (1989)  
91 (1985)

**Most Punts by Opponents – Game**

11 five times; most recently: (12/17/1989 vs. Minnesota Vikings)

**Fewest Punts by Opponents – Season**

40 (1982)  
46 (1960)  
50 (1959)

**Fewest Punts by Opponents – Game**

0 four times; most recently: (9/30/2007 vs. Baltimore Ravens)

**Most Punts, Both Teams – Season**

191 (1989)  
177 (1994)  
176 (2000)  
173 (2001)  
172 (1985, 1999)

**Most Punts, Both Teams – Game**

23 (11/19/1989 vs. Kansas City Chiefs)  
21 (11/18/1973 at Oakland Raiders)  
21 (12/17/1989 vs. Minnesota Vikings)

**Fewest Punts, Both Teams – Season**

88 (1982)  
100 (1959)  
101 (1960, 1962)

**Fewest Punts, Both Teams – Game**

1 (11/1/1959 at Baltimore Colts)  
1 (12/3/1961 at Dallas Cowboys)

**Highest Gross Punting Average – Season**

45.70 (1965)  
45.69 (1952)  
45.55 (2000)  
45.49 (1951)

**Highest Gross Punting Average – Game**

58.00 (12/3/1978 at Seattle Seahawks)  
56.50 (11/13/1960 vs. St. Louis Cardinals)  
54.75 (11/28/1954 at New York Giants)

**Highest Gross Punting Average by Opponents – Season**

45.04 (1960)  
44.50 (1992)  
43.72 (1963)

**Highest Gross Punting Average by Opponents – Game**

61.00 (9/13/1993 vs. San Francisco 49ers)  
59.00 (11/27/1960 at St. Louis Cardinals)  
57.50 (11/20/1960 at Pittsburgh Steelers)  
56.00 (1/2/2011 vs. Pittsburgh Steelers)

**PUNT RETURNS****Most Punt Returns – Season**

61 (1954)  
55 (1952)  
52 (1974)

**Most Punt Returns – Game**

8 three times; most recently: (11/18/1956 at Philadelphia Eagles)

**Fewest Punt Returns – Season**

20 (1962, 1964)  
21 (1960)  
22 (2010)

**Most Punt Returns by Opponents – Season**

69 (2000)  
68 (1974, 1999)  
52 (2001)

**Most Punt Returns by Opponents – Game**

12 (12/3/1950 vs. Philadelphia Eagles)  
9 (11/13/1995 at Pittsburgh Steelers)

**Fewest Punt Returns by Opponents – Season**

15 (1962)  
16 (1987)

**Most Punt Return Yardage – Season**

563 (1993)  
523 (1974)  
496 (1989)

**Most Punt Return Yardage – Game**

166 (10/24/1993 vs. Pittsburgh Steelers)  
135 (12/30/2007 vs. San Francisco 49ers)  
134 (10/27/1974 vs. Denver Broncos)  
120 (10/4/2009 vs. Cincinnati Bengals)  
116 (11/30/1952 at Washington Redskins)

**Fewest Punt Return Yardage – Season**

96 (1968)  
111 (1962)  
134 (1982)

**Most Punt Return Yardage by Opponents – Season**

793 (2000)  
762 (1999)  
705 (1974)  
647 (2001)

**Most Punt Return Yardage by Opponents – Game**

149 (9/22/1974 vs. Houston Oilers)  
133 (12/9/2001 at New England Patriots)  
131 (11/13/1995 at Pittsburgh Steelers)  
126 (11/26/2000 at Baltimore Ravens)  
126 (11/25/2001 vs. Cincinnati Bengals)

**Fewest Punt Return Yardage by Opponents – Season**

39 (1959)  
70 (1967)  
72 (1969)

**Highest Punt Return Average – Season**

15.15 (1964)  
15.13 (1950)  
13.50 (2007)  
13.24 (1993)

**Lowest Punt Return Average – Season**

4.00 (1968)  
4.07 (1953)  
4.81 (1957)

**Highest Punt Return Average Allowed – Season**

18.00 (1977)  
12.44 (2001)  
11.70 (2011)  
11.49 (1976)  
11.49 (2000)

**Lowest Punt Return Average Allowed – Season**

1.22 (1959)  
2.41 (1967)  
2.50 (1958)

**Most Punt Return Touchdowns – Season**

3 (1993)  
2 (1965, 1994, 2002)

**Most Punt Return Touchdowns – Game**

2 (10/24/1993 vs. Pittsburgh Steelers)

**Most Punt Return Touchdowns by Opponents – Season**

3 (1977)  
2 (1976)

**Most Punt Return Touchdowns by Opponents – Game**

2 (9/26/1976 at Denver Broncos)

**KICKOFF RETURNS****Most Kickoff Returns – Season**

89 (1999)  
85 (2000)  
75 (1979, 2004)

**Most Kickoff Returns – Game**

10 (11/28/2004 at Cincinnati Bengals)  
9 (10/17/1954 at Pittsburgh Steelers)  
9 (10/7/1979 vs. Pittsburgh Steelers)  
9 (10/15/2000 at Denver Broncos)  
9 (12/3/2000 at Jacksonville Jaguars)

**Fewest Kickoff Returns – Season**

27 (1951)  
29 (1959)  
30 (1953)

**Most Kickoff Returns by Opponents – Season**

78 (1986)  
76 (2007)

75 (1964)  
 72 (1978, 1987)  
 Most Kickoff Returns by Opponents – Game  
 10 (9/16/2007 vs. Cincinnati Bengals)  
 9 (11/16/2003 vs. Arizona Cardinals)  
 9 (11/28/2004 at Cincinnati Bengals)  
 Fewest Kickoff Returns by Opponents – Season  
 23 (1982)  
 33 (1956)  
 34 (1951)  
 Most Kickoff Return Yardage – Season  
 1,943 (2007)  
 1,725 (1999)  
 1,710 (2000)  
 1,697 (1978)  
 1,670 (2009)  
 Most Kickoff Return Yardage – Game  
 278 (12/20/2009 at Kansas City Chiefs)  
 256 (11/7/1965 vs. Philadelphia Eagles)  
 245 (11/18/2007 at Baltimore Ravens)  
 237 (11/2/2008 vs. Baltimore Ravens)  
 225 (9/20/1964 vs. St. Louis Cardinals)  
 Fewest Kickoff Return Yardage – Season  
 496 (1951)  
 551 (1959)  
 579 (1953)  
 Most Kickoff Return Yardage by Opponents – Season  
 1,590 (2007)  
 1,517 (1964)  
 1,501 (1966)  
 1,476 (1986)  
 Most Kickoff Return Yardage by Opponents – Game  
 243 (9/16/2007 vs. Cincinnati Bengals)  
 236 (12/15/1963 at Washington Redskins)  
 236 (12/4/1966 vs. New York Giants)  
 229 (11/16/2003 vs. Arizona Cardinals)  
 226 (11/17/1968 at Pittsburgh Steelers)  
 Fewest Kickoff Return Yardage by Opponents – Season  
 424 (1982)  
 734 (1959)  
 763 (1951)  
 Highest Kickoff Return Average – Season  
 27.00 (2007)  
 25.38 (1967)  
 25.26 (1954)  
 24.55 (1994)  
 Lowest Kickoff Return Average – Season  
 16.15 (1991)  
 17.00 (2010)  
 17.51 (1952)  
 17.52 (1987)  
 Highest Kickoff Return Average Allowed – Season  
 26.63 (1975)  
 26.16 (1961)  
 25.69 (1981)  
 Lowest Kickoff Return Average Allowed – Season  
 14.34 (1980)  
 16.78 (1988)  
 17.33 (1985)  
 Most Kickoff Return Touchdowns – Season  
 3 (2009)  
 Most Kickoff Return Touchdowns – Game  
 2 (12/20/2009 at Kansas City Chiefs)  
 Most Kickoff Return Touchdowns by Opponents – Season  
 2 (1966, 1967)  
 Most Kickoff Return TDs by Opponents – Game  
 2 (11/12/1967 at Green Bay Packers)

## PENALTIES

Most Penalties – Season  
 128 (1989)  
 127 (1978)  
 Most Penalties – Game  
 21 (11/25/1951 vs. Chicago Bears)  
 18 (10/7/1951 at Los Angeles Rams)

Most Penalty Yards – Season  
 1,165 (1978)  
 1,046 (1977)  
 Most Penalty Yards – Game  
 209 (11/25/1951 vs. Chicago Bears)  
 188 (10/29/1995 at Cincinnati Bengals)  
 Fewest Penalties – Season  
 36 (1959)  
 47 (1961)  
 Fewest Penalties – Game  
 0 (11/29/1959 vs. San Francisco 49ers)  
 0 (11/18/1962 vs. St. Louis Cardinals)  
 Fewest Penalty Yards – Season  
 329 (1959)  
 455 (1961)  
 Most Penalties by Opponents – Season  
 141 (2003)  
 131 (1978)  
 129 (1994)  
 Most Penalties by Opponents – Game  
 19 (10/12/2003 vs. Oakland Raiders)  
 17 (12/4/1988 vs. Dallas Cowboys)  
 16 (11/25/1951 vs. Chicago Bears)  
 16 (11/8/1987 vs. Atlanta Falcons)  
 Most Penalty Yards by Opponents – Season  
 1,139 (1994)  
 1,110 (1978)  
 Most Penalty Yards by Opponents – Game  
 165 (11/25/1951 vs. Chicago Bears)  
 161 (9/21/1970 vs. New York Jets)  
 Fewest Penalties by Opponents – Season  
 32 (1959)  
 37 (1958)  
 Fewest Penalties by Opponents – Game  
 0 three times; most recently: (12/26/1999 vs. Indianapolis Colts)  
 Fewest Penalty Yards by Opponents – Season  
 285 (1959)  
 335 (1953)  
 Most Penalties, Both Teams – Game  
 37 (11/25/1951 vs. Chicago Bears)  
 27 (9/11/1983 at Detroit Lions)  
 27 (9/17/1978 at Atlanta Falcons)  
 Most Penalty Yards, Both Teams – Game  
 374 (11/25/1951 vs. Chicago Bears)  
 270 (10/29/1995 at Cincinnati Bengals)

## FUMBLES

Most Fumbles – Season  
 50 (1978)  
 46 (1976)  
 Most Fumbles – Game  
 9 two times; most recently: (12/23/1990 at Pittsburgh Steelers)  
 Fewest Fumbles – Season  
 8 (1959)  
 14 (1958)  
 Most Fumbles by Opponents – Season  
 39 (1972, 1979)  
 Most Fumbles by Opponents – Game  
 8 three times; most recently: (10/5/1958 at Pittsburgh Steelers)  
 Fewest Fumbles by Opponents – Season  
 11 (1956)  
 13 (1963, 2006)  
 Most Fumbles, Both Teams – Game  
 13 two times; most recently: (12/20/1981 at Seattle Seahawks)  
 Most Fumbles Lost – Season  
 29 (1978)  
 26 (1981)  
 Most Fumbles Lost – Game  
 8 (12/23/1990 at Pittsburgh Steelers)  
 7 (12/20/1981 at Seattle Seahawks)  
 Fewest Fumbles Lost – Season  
 5 (1959)  
 6 (2011)  
 7 (1964)

- Most Opponents Fumbles Recovered – Season  
 29 (1951)  
 24 (1950)
- Most Opponents Fumbles Recovered – Game  
 6 (11/12/1950 vs. San Francisco 49ers)  
 5 five times; most recently: (9/10/1989 at Pittsburgh Steelers)
- Fewest Opponents Fumbles Recovered – Season  
 7 (2003)  
 8 (1956)  
 9 nine times; most recently: (2010)

## SACKS

- Most Times Browns Sacked Opponent Quarterback – Season  
 48 (1992, 1993)  
 45 (1989)  
 44 (1967, 1985)
- Most Times Browns Sacked Opponent Quarterback – Game  
 11 (11/18/1984 at Atlanta Falcons)  
 9 (10/16/1988 vs. Philadelphia Eagles)  
 9 (12/5/1993 vs. New Orleans Saints)  
 8 (12/10/2009 vs. Pittsburgh Steelers)
- Fewest Times Browns Sacked Opponent Quarterback – Season  
 17 (2008)  
 22 (1982)  
 23 (2005)  
 25 (1971, 1999)
- Most Times Browns Quarterbacks Sacked – Season  
 60 (1999)  
 55 (1984)  
 54 (2006)  
 51 (2001)  
 48 (1974)
- Most Times Browns Quarterbacks Sacked – Game  
 11 (9/30/1984 at Kansas City Chiefs)  
 11 (9/6/1992 at Indianapolis Colts)  
 8 (11/19/1967 vs. Minnesota Vikings)  
 8 (12/16/2001 vs. Jacksonville Jaguars)  
 8 (12/24/2005 vs. Pittsburgh Steelers)
- Fewest Times Browns Quarterbacks Sacked – Season  
 14 (1994)  
 16 (1970)  
 19 (1976, 2007)
- Most Yards Opponents Lost Attempting to Pass – Season  
 430 (1951)  
 359 (1989)  
 354 (1967)
- Most Yards Opponents Lost Attempting to Pass – Game  
 95 (11/18/1984 at Atlanta Falcons)  
 91 (10/28/1962 at Pittsburgh Steelers)  
 88 (12/16/1951 at Philadelphia Eagles)

- Most Yards Browns Lost Attempting to Pass – Season  
 402 (1974)  
 385 (1999)  
 372 (1967)
- Most Yards Browns Lost Attempting to Pass – Game  
 81 (10/30/1960 at Washington Redskins)  
 78 (9/30/1984 at Kansas City Chiefs)
- Most Times Sacked, Both Teams – Game  
 13 (9/30/1984 at Kansas City Chiefs)  
 12 (10/22/1967 vs. Chicago Bears)  
 12 (11/18/1984 at Atlanta Falcons)  
 12 (9/6/1992 at Indianapolis Colts)

## SHUTOUTS

- Most Shutouts – Season  
 3 (1951)
- Most Shutouts Against – Season  
 4 (2000)
- Most Consecutive Shutout Quarters  
 8 (1951, 1983)

## TURNOVERS

- Most Turnovers Committed (Giveaways) – Season  
 53 (1977, 1981)
- Most Turnovers Committed (Giveaways) – Game  
 10 (12/20/1981 at Seattle Seahawks)  
 9 (12/23/1990 at Pittsburgh Steelers)
- Most Turnovers, Opponents (Takeaways) – Season  
 55 (1950)  
 51 (1951)  
 49 (1966)  
 46 (1968)  
 45 (1960, 1978)
- Most Turnovers, Opponents (Takeaways) – Game  
 9 two times; most recently: (10/5/1958 at Pittsburgh Steelers)
- Fewest Turnovers Committed (Giveaways) – Season  
 14 (1959)  
 17 (1960)  
 18 (1991)  
 19 (2011)
- Fewest Turnovers, Opponents (Takeaways) – Season  
 18 (2011)  
 19 (2009)  
 21 (1973)  
 22 (1990, 1993)
- Most Turnovers, Both Teams – Game  
 14 two times; most recently: (12/20/1981 at Seattle Seahawks)

## ROOKIE RECORDS

### SCORING

- Most Points – Season  
 66 Jerry Kauric (1990); 14 FG, 24 PAT
- Most Points – Game  
 24 Jim Brown (11/24/1957 vs. Los Angeles Rams); 4 TD
- Most Total Touchdowns – Season  
 10 Eric Metcalf (1989); 6 Rush, 4 Rec  
 10 Jim Brown (1957); 9 Rush, 1 Rec  
 (Kevin Mack scored 10 TDs as a first-year player in 1985)
- Most Total Touchdowns – Game  
 4 Jim Brown (11/24/1957 vs. Los Angeles Rams); 4 Rush
- Most Return Touchdowns – Season  
 2 Bobby Franklin (1960)  
 2 Bobby Mitchell (1958)
- Most Return Touchdowns – Game  
 2 Bobby Franklin (12/11/1960 vs. Chicago Bears)  
 2 Bobby Mitchell (11/23/1958 vs. Philadelphia Eagles)
- Most Points After Touchdowns – Season  
 29 Jeff Jaeger (1987)
- Most Points After Touchdowns – Game  
 5 Jeff Jaeger (11/8/1987 vs. Atlanta Falcons)

- Most Field Goals – Season  
 14 Jerry Kauric (1990)
- Most Field Goals – Game  
 3 Jeff Jaeger (10/26/1987 vs. Los Angeles Rams)
- Highest Field Goal Pct (minimum 14 attempts)  
 70.00 Jerry Kauric (1990); 20-14
- Most Safeties – Season  
 1 John Kissell (1950)  
 1 Junior Wren (1956)  
 1 Doug Dieken (1971)  
 1 James Jones (1991)

### RUSHING

- Most Rushing Attempts – Season  
 243 William Green (2002)  
 202 Jim Brown (1957)  
 (Kevin Mack had 222 rushing attempts as a first-year player in 1985)
- Most Rushing Attempts – Game  
 31 Jim Brown (11/24/1957 vs. Los Angeles Rams)
- Most Rushing Yards – Season  
 942 Jim Brown (1957)  
 (Kevin Mack rushed for 1,104 yards as a first-year player in 1985)
- Most Rushing Yards – Game  
 237 Jim Brown (11/24/1957 vs. Los Angeles Rams)

- Most Rushing Touchdowns – Season  
9 Jim Brown (1957)
- Most Rushing Touchdowns – Game  
4 Jim Brown (11/24/1957 vs. Los Angeles Rams)
- Highest Rushing Average (minimum 150 attempts) – Season  
4.66 Jim Brown (1957); 202-942  
(Kevin Mack averaged 4.97 yards per rush attempt as a first-year player in 1985)
- Highest Rushing Average (minimum 11 attempts) – Game  
13.36 Bobby Mitchell (10/12/1958 vs. Chicago Cardinals); 11-147

## PASSING

- Most Pass Attempts – Season  
399 Tim Couch (1999)
- Most Pass Attempts – Game  
54 Eric Zeier (11/5/1995 vs. Houston Oilers)
- Most Pass Completions – Season  
223 Tim Couch (1999)
- Most Pass Completions – Game  
29 Tim Couch (11/21/1999 vs. Carolina Panthers)
- Highest Completion Pct – Season (minimum 150 attempts)  
**60.81 Colt McCoy (2010); 135-222**  
59.75 Charlie Frye (2005); 164-98
- Highest Completion Pct – Game (minimum 15 attempts)  
78.26 Tim Couch (10/17/1999 vs. Jacksonville Jaguars); 18-23
- Most Passing Yards – Season  
2,447 Tim Couch (1999)
- Most Passing Yards – Game  
310 Eric Zeier (10/29/1995 at Cincinnati Bengals)
- Most Passing Touchdowns – Season  
15 Tim Couch (1999)
- Most Passing Touchdowns – Game  
3 Bernie Kosar (12/15/1985 vs. Houston Oilers)  
3 Tim Couch (10/31/1999 at New Orleans Saints)
- Highest Quarterback Rating – Season (minimum 150 attempts)  
**74.5 Colt McCoy (2010)**  
73.2 Tim Couch (1999)
- Highest Quarterback Rating – Game (minimum 15 attempts)  
136.7 Charlie Frye (12/4/2005 vs. Jacksonville Jaguars)  
**132.6 Colt McCoy (12/19/2010 at Cincinnati Bengals)**
- Most Passes Intercepted – Season  
13 Tim Couch (1999)
- Most Passes Intercepted – Game  
4 Terry Luck (12/18/1977 at Seattle Seahawks)  
4 Eric Zeier (12/9/1995 at Minnesota Vikings)
- Fewest Passes Intercepted – Season (minimum 150 attempts)  
5 Charlie Frye (2005)  
7 Bernie Kosar (1985)
- Lowest Interception Percentage – Season (minimum 150 attempts)  
2.82 Bernie Kosar (1985); 248-124

## RECEIVING

- Most Receptions – Season  
66 Kevin Johnson (1999)
- Most Receptions – Game  
10 Darin Chiaverini (12/19/1999 vs. Jacksonville Jaguars)
- Most Receiving Yards – Season  
986 Kevin Johnson (1999)
- Most Receiving Yards – Game  
171 Derrick Alexander (12/4/1994 vs. New York Giants)
- Highest Receiving Average – Season (minimum 20 receptions)  
**18.35 Mohamed Massaquoi (2009); 34-624**  
17.69 Paul Warfield (1964); 52-920
- Highest Receiving Average – Game (minimum 3 receptions)  
35.67 Braylon Edwards (9/18/2005 at Green Bay); 3-107  
31.00 Ozzie Newsome (11/5/1978 at Houston Oilers); 4-124
- Most Receiving Touchdowns – Season  
9 Paul Warfield (1964)
- Most Receiving Touchdowns – Game  
2 Paul Warfield (11/22/1964 at Green Bay Packers)  
2 Harry Holt (12/18/1983 vs. Pittsburgh Steelers)  
2 Brian Brennan (11/25/1984 vs. Houston Oilers)  
2 Kevin Johnson (10/31/1999 vs. New Orleans Saints)

- 2 Andre' Davis (9/22/2002 at Tennessee Titans)  
2 Braylon Edwards (12/4/2005 vs. Jacksonville Jaguars)

## INTERCEPTIONS

- Most Passes Intercepted – Season  
10 Anthony Henry (2001)  
8 Bobby Franklin (1960)  
7 Larry Benz (1963)  
6 Ken Gorgal (1950)  
6 Bert Rechichar (1952)  
**6 Joe Haden (2010)**
- Most Passes Intercepted – Game  
3 Bobby Franklin (12/11/1960 vs. Chicago Bears)  
3 Anthony Henry (9/23/2001 vs. Detroit Lions)  
3 Anthony Henry (11/18/2001 at Baltimore Ravens)
- Most Interception Return Yards – Season  
177 Anthony Henry (2001)  
131 Bobby Franklin (1960)
- Most Interception Return Yards – Game  
971 Anthony Henry (12/16/2001 vs. Jacksonville Jaguars)  
95 Bobby Franklin (12/11/1960 vs. Chicago Bears)
- Highest Average Gain on Interceptions – Season (minimum 3 interceptions)  
34.67 Brian Washington (1988); 3-104
- Highest Average Gain on Interceptions – Game (minimum 2 interceptions)  
48.50 Anthony Henry (12/16/2001 vs. Jacksonville Jaguars); 2-97  
31.67 Bobby Franklin (12/11/1960 vs. Chicago Bears); 3-95
- Most Touchdowns on Interceptions – Season  
2 Bobby Franklin (1960)
- Most Touchdowns on Interceptions – Game  
2 Bobby Franklin (12/11/1960 vs. Chicago Bears)

## PUNTING

- Most Punts – Season  
79 Johnny Evans (1978)  
68 Steve Cox (1981)
- Most Punts – Game  
10 Johnny Evans (11/5/1978 at Houston Oilers)
- Most Punt Yards – Season  
3,089 Johnny Evans (1978)
- Most Punt Yards – Game  
407 Johnny Evans (11/5/1978 at Houston Oilers)
- Best Gross Punting Average – Season (minimum 35 attempts)  
48.0 Gary Collins (1962); 45-1,926
- Best Gross Punting Average – Game  
58.00 Johnny Evans (12/3/1978 at Seattle Seahawks); 1-58
- Most Punts Inside 20 Yard Line – Season  
16 Johnny Evans (1978)

## PUNT RETURNS

- Most Punt Returns – Season  
37 Keith Wright (1978)
- Most Punt Returns – Game  
7 Chet Hanulak (11/7/1954 vs. Washington Redskins)
- Most Punt Return Yards – Season  
289 Dennis Northcutt (2000)  
288 Keith Wright (1978)
- Most Punt Return Yards – Game  
71 Ben Davis (11/5/1967 at Pittsburgh Steelers)
- Most Punt Return Touchdowns – Season  
1 Don Phelps (1950)  
1 Bobby Mitchell (1958)  
1 Leroy Kelly (1964)  
1 Ben Davis (1967)
- Most Punt Return Touchdowns – Game  
1 Don Phelps (12/10/1950 at Washington Redskins)  
1 Bobby Mitchell (11/23/1958 vs. Philadelphia Eagles)  
1 Leroy Kelly (10/25/1964 vs. New York Giants)  
1 Ben Davis (11/5/1967 at Pittsburgh Steelers)
- Highest Punt Return Average – Season (minimum 15 returns)  
12.72 Ben Davis (1967); 18-229  
11.25 Greg Pruitt (1973); 16-180
- Highest Punt Return Average – Game (minimum 3 returns)  
18.33 Ray Renfro (12/7/1952 at Chicago Cardinals); 3-55

## KICKOFF RETURNS

### Most Kickoff Returns – Season

- 50 Andre' Davis (2002)
- 45 **Joshua Cribbs (2005)**

### Most Kickoff Returns – Game

- 6 Earnest Hunter (11/19/1995 vs. Green Bay Packers)
- 6 Jamel White (11/26/2000 at Baltimore Ravens)
- 6 Jamel White (12/10/2000 vs. Philadelphia Eagles)
- 6 Lee Suggs (12/8/2003 vs. St. Louis Rams)
- 6 **Joshua Cribbs (12/24/2005 vs. Pittsburgh Steelers)**

### Most Kickoff Return Yards – Season

- 1,094 **Joshua Cribbs (2005)**
- 1,068 Andre' Davis (2002)

### Most Kickoff Return Yards – Game

- 168 Andre' Davis (10/20/2002 vs. Houston Texans)
- 155 **Joshua Cribbs (11/27/2005 at Minnesota Vikings)**
- 152 **Joshua Cribbs (10/23/2005 vs. Detroit Lions)**
- 140 Jamel White (12/10/2000 vs. Philadelphia Eagles)
- 138 Lee Suggs (12/8/2003 vs. St. Louis Rams)

### Most Kickoff Return Touchdowns – Season

- 1 Bobby Mitchell (1958)
- 1 Leroy Bolden (1958)
- 1 Carl Ward (1967)
- 1 Andre' Davis (2002)
- 1 **Joshua Cribbs (2005)**

### Most Kickoff Return Touchdowns – Game

- 1 Leroy Bolden (10/26/1958 at Chicago Cardinals)
- 1 Bobby Mitchell (11/23/1958 vs. Philadelphia Eagles)
- 1 Carl Ward (11/26/1967 vs. Washington Redskins)
- 1 Andre' Davis (10/20/2002 vs. Houston Texans)
- 1 **Joshua Cribbs (10/23/2005 vs. Detroit Lions)**

### Highest Kickoff Return Average – Season (minimum 12 returns)

- 28.88 Bo Scott (1969); 25-722

### Highest Kickoff Return Average – Game (minimum 3 returns)

- 42.0 Ben Davis (12/10/1967 at St. Louis Cardinals); 3-126
- 42.0 Andre' Davis (10/20/2002 vs. Houston Texans); 4-168

## COMBINED NET YARDS

### Combined Net Yards, Most Attempts – Season

- 272 Eric Metcalf (1989); 187 R, 54 P, 31 PR

### Combined Net Yards, Most Attempts – Game

- 35 Jim Brown (11/24/1957 vs. Los Angeles Rams); 31 R, 3 P, 1 PR

### Combined Net Yards, Most Yards – Season

- 1,748 Eric Metcalf (1989); 633 R, 397 P, 718 KR

### Combined Net Yards, Most Yards – Game

- 269 Jim Brown (11/24/1957 vs. Los Angeles Rams); 237 R, 21 P, 11 KR

### Combined Net Yards, High Average – Season (minimum 100 attempts)

- 10.90 Greg Pruitt (1973); 102-1,112

### Combined Net Yards, High Average – Game (minimum 10 attempts)

- 15.30 Keith Wright (12/10/1978 vs. New York Jets); 10-153

## SCRIMMAGE YARDS

### Scrimmage Yards, Most Attempts – Season

- 259 William Green (2002); 243 R, 16 P

### Scrimmage Yards, Most Attempts – Game

- 34 Jim Brown (11/24/1957 vs. Los Angeles Rams); 31 R, 3 P

### Scrimmage Yards, Most Yards – Season

- 1,030 Eric Metcalf (1989); 633 R, 397 P
- (Kevin Mack recorded 1,401 yards from scrimmage as a first-year player in 1985)

### Scrimmage Yards, Most Yards – Game

- 258 Jim Brown (11/24/1957 vs. Los Angeles Rams); 237 R, 21 P

### Scrimmage Yards, High Average – Season (minimum 100 attempts)

- 5.15 Boyce Green (1983); 129-664

- (Kevin Mack averaged 5.58 yards from scrimmage per attempt as a first-year player in 1985)

### Scrimmage Yards, High Average – Game (minimum 10 attempts)

- 13.36 Bobby Mitchell (10/12/1958 vs. Chicago Cardinals); 11-147

## QUARTERBACK SACKS

### Most Sacks – Season

- 11 Kamerion Wimbley (2006)
- 8.5 **Jabaa Sheard (2011)**
- 8 Mack Mitchell (1975)

### Most Sacks – Game

- 3 Chip Banks (9/12/1982 vs. Seattle Seahawks)
- 3 Courtney Brown (9/17/2000 vs. Pittsburgh Steelers)

## OPPONENTS' SINGLE-GAME RECORDS

### SCORING

#### Most Points

- 24 Ray Matthews (10/17/1954 at Pittsburgh Steelers)
- 24 Jim Taylor (10/15/1961 vs. Green Bay Packers)
- 24 Donny Anderson (11/12/1967 at Green Bay Packers)
- 24 Lorenzo White (12/9/1990 at Houston Oilers)
- 24 Priest Holmes (9/8/2002 vs. Kansas City Chiefs)

#### Most Touchdowns

- 4 Ray Matthews (10/17/1954 at Pittsburgh Steelers)
- 4 Jim Taylor (10/15/1961 vs. Green Bay Packers)
- 4 Donny Anderson (11/12/1967 at Green Bay Packers)
- 4 Lorenzo White (12/9/1990 at Houston Oilers)
- 4 Priest Holmes (9/8/2002 vs. Kansas City Chiefs)

#### Most Points After Touchdowns Attempted

- 8 Paul Held (10/17/1954 at Pittsburgh Steelers)
- 8 Paul Hornung (10/15/1961 vs. Green Bay Packers)
- 8 Teddy Garcia (12/9/1990 at Houston Oilers)

#### Most Points After Touchdowns Made

- 7 Paul Held (10/17/1954 at Pittsburgh Steelers)
- 7 Paul Hornung (10/15/1961 vs. Green Bay Packers)
- 7 Don Chandler (11/12/1967 at Green Bay Packers)
- 7 Teddy Garcia (12/9/1990 at Houston Oilers)
- 7 Shayne Graham (11/28/2004 at Cincinnati Bengals)

#### Most Field Goals Attempted

- 6 Roy Gerela (11/7/1971 at Pittsburgh Steelers)
- 6 Chester Marcol (9/17/1972 vs. Green Bay Packers)
- 6 Fred Cox (11/4/1973 at Minnesota Vikings)
- 6 Skip Butler (10/12/1975 vs. Houston Oilers)

#### Most Field Goals Made

- 5 Kris Brown (10/22/2000 at Pittsburgh Steelers)

#### Longest Field Goal Made (Yards)

- 61 Sebastian Janikowski (12/27/2009 vs. Oakland Raiders)
- 60 Dan Carpenter (12/5/2010 at Miami Dolphins)

- 56 Jason Hanson (10/8/1995 at Detroit Lions)

- 56 Wade Richey (9/14/2003 at Baltimore Ravens)

- 54 Ken Willis (9/1/1991 vs. Dallas Cowboys)

- 54 Adam Vinatieri (12/9/2001 at New England Patriots)

### RUSHING

#### Most Attempts

- 40 Ricky Williams (10/31/1999 at New Orleans Saints)
- 38 Clinton Portis (12/14/2003 at Denver Broncos)
- 38 Cedric Benson (12/21/2008 vs. Cincinnati Bengals)
- 36 Eddie George (11/19/2000 at Tennessee Titans)
- 34 Gary Brown (11/21/1993 vs. Houston Oilers)
- 34 Eddie George (12/17/2000 vs. Tennessee Titans)

#### Most Yards Gained

- 295 Jamal Lewis (9/14/2003 at Baltimore Ravens)
- 223 Willie Parker (12/7/2006 at Pittsburgh Steelers)
- 205 Jamal Lewis (12/21/2003 vs. Baltimore Ravens)
- 204 Ray Rice (12/4/2011 vs. Baltimore Ravens)
- 202 Rudi Johnson (11/28/2004 at Cincinnati Bengals)

#### Highest Average Gain (Yards)

- 11.6 Tim Brown (11/7/1965 vs. Philadelphia Eagles) (16-186)

#### Longest Gains (Yards)

- 861 Essex Johnson (12/5/1971 vs. Cincinnati Bengals)
- 821 Jamal Lewis (9/14/2003 at Baltimore Ravens)
- 791 George Rogers (10/18/1981 vs. New Orleans Saints)
- 751 Franco Harris (11/19/1972 vs. Pittsburgh Steelers)
- 751 Barry Sanders (10/8/1995 at Detroit Lions)
- 75 Jamal Lewis (10/6/2002 vs. Baltimore Ravens)

#### Most Touchdowns

- 4 Jim Taylor (10/15/1961 vs. Green Bay Packers)
- 4 Lorenzo White (12/9/1990 at Houston Oilers)
- 4 Priest Holmes (9/8/2002 vs. Kansas City Chiefs)

## PASSING

### Most Attempts

- 59 Todd Marinovich (9/20/1992 at Los Angeles Raiders)
- 56 Drew Brees (10/24/2010 at New Orleans Saints)
- 56 Doug Williams (9/28/1980 at Tampa Bay Buccaneers)

### Most Completions

- 38 Tommy Kramer (12/14/1980 at Minnesota Vikings)
- 37 Drew Brees (10/24/2010 at New Orleans Saints)
- 34 Steve McNair (9/30/2007 vs. Baltimore Ravens)
- 33 Eric Hipple (9/28/1986 vs. Detroit Lions)
- 33 John Friesz (10/20/1991 at San Diego Chargers) (OT)
- 33 Todd Marinovich (9/20/1992 at Los Angeles Raiders)
- 33 Carson Palmer (9/16/2007 vs. Cincinnati Bengals)

### Most Yards

- 456 Tommy Kramer (12/14/1980 at Minnesota Vikings)
- 447 Jay Cutler (11/6/2008 vs. Denver Broncos)
- 422 Matthew Stafford (11/22/2009 at Detroit Lions)
- 418 Sonny Jurgensen (11/26/1967 vs. Washington Redskins)

### Highest Completion Percentage

- 88.2 Bart Starr (10/15/1961 vs. Green Bay Packers) (15-17)

### Longest Completions (Yards)

- 99t George Izo (9/15/1963 vs. Washington Redskins) (to Bobby Mitchell)
- 93t Jay Cutler (11/6/2008 vs. Denver Broncos) (to Eddie Royal)
- 92t Milt Plum (11/15/1964 vs. Detroit Lions) (to Dan Lewis)

### Most Touchdown Passes

- 6 Charley Johnson (9/26/1965 vs. St. Louis Cardinals)
- 6 Carson Palmer (9/16/2007 vs. Cincinnati Bengals)

### Most Interceptions

- 7 Ty Detmer (9/23/2001 vs. Detroit Lions)
- 5 Zeke Bratkowski (12/11/1960 vs. Chicago Bears)
- 5 Mark Malone (9/20/1987 vs. Pittsburgh Steelers)

### Most Attempts, Without An Interception

- 49 Tommy Kramer (12/14/1980 at Minnesota Vikings)

## RECEIVING

### Most Receptions

- 14 Marvin Harrison (12/26/1999 vs. Indianapolis Colts) (138 yards)
- 14 Bobby Engram (11/4/2007 vs. Seattle Seahawks) (OT) (139 yards)
- 13 Terry Glenn (10/3/1999 vs. New England Patriots) (214 yards)
- 12 James Jones (9/28/1986 vs. Detroit Lions) (85 yards)

### Most Yards

- 235 Buddy Dial (10/22/1961 at Pittsburgh Steelers)
- 222 Terrell Owens (10/3/2010 vs. Cincinnati Bengals)
- 214 Terry Glenn (10/3/1999 vs. New England Patriots)

### Average Gain (Yards)

- 48.0 John Gilliam (10/26/1969 vs. St. Louis Cardinals) (4 catches for 192 yards)

### Longest Gain (Yards)

- 99t Bobby Mitchell (9/15/1963 vs. Washington Redskins) (from George Izo)

### Touchdowns

- 3 By 14 players, most recently: Anquan Boldin (9/26/2010 at Baltimore Ravens)

## INTERCEPTIONS

### Most Interceptions

- 3 By 12 players, most recently: Leon Hall (12/21/2008 vs. Cincinnati Bengals)

### Interception Yardage

- 125 Ken Easley (12/20/1981 at Seattle Seahawks) (2 returns)
- 115 Larry Wilson (12/19/1965 at St. Louis Cardinals) (3 returns)

### Average Gain (minimum 2 interceptions)

- 62.5 Ken Easley (12/20/1981 at Seattle Seahawks) (2 returns)

### Longest Interception Returns

- 106t Ed Reed (11/7/2004 at Baltimore Ravens)
- 97t Jordan Babineaux (10/2/2011 vs. Tennessee Titans)
- 96t Larry Wilson (12/19/1965 at St. Louis Cardinals)
- 93t Randy Gradishar (10/15/1980 vs. Denver Broncos)
- 85 Ray Clayborn (10/7/1984 vs. New England Patriots)

### Touchdowns

- 1 77 times, most recently: Jordan Babineaux (10/2/2011 vs. Tennessee Titans)

## PUNTING

### Most Punts

- 11 Charley Conerly (11/18/1951 at New York Giants)
- 11 Ray Guy (11/18/1973 at Oakland Raiders)
- 11 Kelly Goodbum (11/19/1989 vs. Kansas City Chiefs) (OT)
- 11 Buddy Scribner (12/17/1989 vs. Minnesota Vikings) (OT)

### Most Yards

- 491 Ray Guy (11/18/1973 at Oakland Raiders)

### Highest Average (minimum 4 punts)

- 57.5 Bobby Joe Green (11/20/1960 at Pittsburgh Steelers) (4 for 230 yards)

### Longest (Yards)

- 78 Ed Brown (10/28/1962 at Pittsburgh Steelers)
- 75 Verl Lillywhite (9/30/1951 at San Francisco 49ers)
- 75 Bobby Joe Green (11/20/1960 at Pittsburgh Steelers)

## PUNT RETURNS

### Most Returns

- 9 Andre Hastings (11/13/1995 at Pittsburgh Steelers)
- 8 Ron Fellows (11/25/1982 at Dallas Cowboys)
- 8 Fulton Walker (11/16/1986 at Los Angeles Raiders)

### Most Yards

- 141 Bob Hayes (12/24/1967 at Dallas Cowboys)
- 131 Andre Hastings (11/13/1995 at Pittsburgh Steelers)

### Highest Average (minimum 3 returns)

- 36.7 Billy Johnson (10/16/1977 at Houston Oilers) (3 returns)

### Longest Punt Returns

- 94t Nate Burleson, Seattle Seahawks, 11/4/2007
- 91t Keith Moody (10/23/1977 at Buffalo Bills)
- 87t Billy Johnson (10/16/1977 at Houston Oilers)

### Touchdowns

- 2 Rick Upchurch (9/26/1976 at Denver Broncos)

## KICKOFF RETURNS

### Most Returns

- 9 Josh Scobey (11/16/2003 vs. Arizona Cardinals)
- 7 Dante Hall (9/8/2002 vs. Kansas City Chiefs)
- 7 J.R. Reed (10/24/2004 vs. Philadelphia Eagles)
- 7 Mark Bradley (12/20/2009 at Kansas City Chiefs)
- 6 Clarence Childs (12/4/1966 vs. New York Giants)
- 6 Rick Upchurch (10/19/1975 at Denver Broncos)
- 6 Jermaine Lewis (10/20/2002 vs. Houston Texans)
- 6 Glenn Holt (9/16/2007 vs. Cincinnati Bengals)

### Most Yards

- 197 Rick Upchurch (10/19/1975 at Denver Broncos)
- 192 Dante Hall (9/8/2002 vs. Kansas City Chiefs)

### Highest Average (minimum 2 returns)

- 86.0 Travis Williams (11/12/1967 at Green Bay Packers) (2 returns)

### Longest Kickoff Returns

- 105t Tim Brown (9/17/1961 at Philadelphia Eagles)
- 101t Jacoby Ford (10/16/2011 at Oakland Raiders)
- 99t Justin Miller (10/29/2006 vs. New York Jets)
- 98t Leodis McKelvin (11/17/2008 at Buffalo Bills)
- 97t Willie Shelby (10/3/1976 vs. Cincinnati Bengals)

### Touchdowns

- 2 Travis Williams (11/12/1967 at Green Bay Packers)

## RUBIN PLUGS THE MIDDLE

Since becoming a full-time starter at the start of the 2010 season, Browns defensive lineman Ahtyba Rubin has led all NFL defensive linemen in tackles. He led the league with 82 in 2010 and ranked second in 2011 with 83.

### NFL DEFENSIVE LINEMEN TACKLE LEADERS SINCE 2010

PLAYER	TEAM	POS.	TOTAL
1. Ahtyba Rubin	Cleveland	DT	165
2. Calais Campbell	Arizona	DE	132
3. Glenn Dorsey	New York Giants	DE	131



# YEAR-BY-YEAR LEADERS

## SCORING

YEAR	PLAYER	TD	PAT	FG	2-PT	TOTAL
1950	LOU GROZA	1	29-29	13-19	0	74
1951	LOU GROZA	0	43-43	10-23	0	73
1952	LOU GROZA	0	32-32	19-33	0	89
1953	LOU GROZA	0	39-40	23-26	0	108
1954	LOU GROZA	0	37-38	16-24	0	85
1955	LOU GROZA	0	44-45	11-22	0	77
1956	LOU GROZA	0	18-18	11-20	0	51
1957	LOU GROZA	0	32-32	15-22	0	77
1958	JIM BROWN	18	0-0	0-0	0	108
1959	JIM BROWN	14	0-0	0-0	0	84
1960	SAM BAKER	0	44-46	12-20	0	80
1961	LOU GROZA	0	37-38	16-23	0	85
1962	JIM BROWN	18	0-0	0-0	0	108
1963	JIM BROWN	15	0-0	0-0	0	90
1964	LOU GROZA	0	49-50	22-33	0	115
1965	JIM BROWN	21	0-0	0-0	0	126
1966	LEROY KELLY	16	0-0	0-0	0	96
1967	LEROY KELLY	13	0-0	0-0	0	78
1968	LEROY KELLY	20	0-0	0-0	0	120
1969	DON COCKROFT	0	45-45	12-23	0	81
1970	DON COCKROFT	0	34-35	12-22	0	70
1971	DON COCKROFT	0	34-34	15-28	0	79
1972	DON COCKROFT	0	28-29	22-27	0	94
1973	DON COCKROFT	0	24-24	22-31	0	90
1974	DON COCKROFT	0	29-30	14-16	0	71
1975	DON COCKROFT	0	21-24	17-23	0	72
1976	DON COCKROFT	0	27-30	15-28	0	72
1977	DON COCKROFT	0	30-31	17-23	0	81
1978	DON COCKROFT	0	37-40	19-28	0	94
1979	DON COCKROFT	0	38-43	17-29	0	89
1980	DON COCKROFT	0	39-44	16-26	0	87
1981	MATT BAHR	0	22-22	13-20	0	61
1982	MATT BAHR	0	17-17	7-15	0	38
1983	MATT BAHR	0	38-40	21-24	0	101
1984	MATT BAHR	0	25-25	24-32	0	97
1985	MATT BAHR	0	35-35	14-18	0	77
1986	MATT BAHR	0	30-30	20-26	0	90
1987	JEFF JAEGER	0	33-34	14-22	0	75
1988	MATT BAHR	0	32-33	24-29	0	104
1989	MATT BAHR	0	40-40	16-24	0	88
1990	JERRY KAURIC	0	24-27	14-20	0	66
1991	MATT STOVER	0	33-34	16-22	0	81
1992	MATT STOVER	0	29-30	21-29	0	92
1993	MATT STOVER	0	36-36	16-22	0	84
1994	MATT STOVER	0	32-32	26-28	0	110
1995	MATT STOVER	0	26-26	29-33	0	113
1999	TERRY KIRBY	9	0-0	0-0	0	54
2000	PHIL DAWSON	0	17-17	14-17	0	59
2001	PHIL DAWSON	0	29-30	22-25	0	95
2002	PHIL DAWSON	0	34-35	22-28	0	100
2003	PHIL DAWSON	0	20-21	18-21	0	74
2004	PHIL DAWSON	0	28-28	24-29	0	100
2005	PHIL DAWSON	0	19-21	27-29	0	100
2006	PHIL DAWSON	0	25-25	21-29	0	88
2007	PHIL DAWSON	0	42-43	26-30	0	120
2008	PHIL DAWSON	0	30-36	18-18	0	108
2009	PHIL DAWSON	0	18-19	17-19	0	69
2010	PHIL DAWSON	0	28-28	23-28	0	97
2011	PHIL DAWSON	0	20-20	24-29	0	92

# RUSHING

YEAR	PLAYER	NO	YARDS	AVG	LG	TD
1950	MARION MOTLEY	140	810	5.8	69t	3
1951	DUB JONES	104	492	4.7	43t	7
1952	MARION MOTLEY	104	444	4.3	59	1
1953	RAY RENFRO	60	352	5.9	58t	4
1954	MAURICE BASSETT	144	588	4.1	22	6
1955	FRED MORRISON	156	824	5.3	56	3
1956	PRESTON CARPENTER	188	756	4.0	30	0
1957	JIM BROWN	202	942	4.7	69t	9
1958	JIM BROWN	257	1,527	5.9	65t	17
1959	JIM BROWN	290	1,329	4.6	70t	14
1960	JIM BROWN	215	1,257	5.8	71t	9
1961	JIM BROWN	305	1,408	4.6	38	8
1962	JIM BROWN	230	996	4.3	31	13
1963	JIM BROWN	291	1,863	6.4	80t	12
1964	JIM BROWN	280	1,446	5.2	71	7
1965	JIM BROWN	289	1,544	5.3	67	17
1966	LEROY KELLY	209	1,141	5.5	70t	15
1967	LEROY KELLY	235	1,205	5.1	42t	11
1968	LEROY KELLY	248	1,239	5.0	65	16
1969	LEROY KELLY	196	817	4.2	31	9
1970	LEROY KELLY	206	656	3.2	33t	6
1971	LEROY KELLY	234	865	3.7	35	10
1972	LEROY KELLY	224	811	3.6	18	4
1973	KEN BROWN	161	537	3.3	17	0
1974	GREG PRUITT	126	540	4.3	54	3
1975	GREG PRUITT	217	1,067	4.9	50	8
1976	GREG PRUITT	209	1,000	4.8	64	4
1977	GREG PRUITT	236	1,086	4.6	78t	3
1978	GREG PRUITT	176	960	5.5	70t	3
1979	MIKE PRUITT	264	1,294	4.9	77t	9
1980	MIKE PRUITT	249	1,034	4.2	56t	6
1981	MIKE PRUITT	247	1,103	4.5	21	7
1982	MIKE PRUITT	143	516	3.6	17	3
1983	MIKE PRUITT	293	1,184	4.0	27	10
1984	BOYCE GREEN	202	673	3.3	29	0
1985	KEVIN MACK	222	1,104	5.0	61	7
1986	KEVIN MACK	174	665	3.8	20	10
1987	KEVIN MACK	201	735	3.7	22t	5
1988	EARNEST BYNER	157	576	3.7	27t	3
1989	ERIC METCALF	187	633	3.4	43t	6
1990	KEVIN MACK	158	702	4.4	26	5
1991	KEVIN MACK	197	726	3.7	51t	8
1992	KEVIN MACK	169	543	3.2	37	6
1993	TOMMY VARDELL	171	644	3.8	54	3
1994	LEROY HOARD	209	890	4.3	39	5
1995	LEROY HOARD	136	547	4.0	25	0
1999	TERRY KIRBY	130	452	3.5	28	6
2000	TRAVIS PRENTICE	173	512	3.0	17	7
2001	JAMES JACKSON	195	554	2.8	22	2
2002	WILLIAM GREEN	243	887	3.7	64t	6
2003	WILLIAM GREEN	142	559	3.9	26	1
2004	LEE SUGGS	199	744	3.7	39	2
2005	REUBEN DROUGHNS	309	1,232	4.0	75t	2
2006	REUBEN DROUGHNS	220	758	3.4	22	4
2007	JAMAL LEWIS	298	1,304	4.4	66t	9
2008	JAMAL LEWIS	279	1,002	3.6	29	4
2009	JEROME HARRISON	194	862	4.4	71t	5
2010	PEYTON HILLIS	270	1,177	4.4	48	11
2011	PEYTON HILLIS	161	587	3.6	24t	3

# PASSING YARDS

YEAR	PLAYER	ATT	COMP	PCT	YARDS	TD	INT	QB RATING
1950	OTTO GRAHAM	253	137	54.2	1,943	14	20	64.7
1951	OTTO GRAHAM	265	147	55.5	2,205	17	16	79.2
1952	OTTO GRAHAM	364	181	49.7	2,816	20	24	66.6
1953	OTTO GRAHAM	258	167	64.7	2,722	11	9	99.7
1954	OTTO GRAHAM	240	142	59.2	2,092	11	17	73.5
1955	OTTO GRAHAM	185	98	53.0	1,721	15	8	94.0
1956	TOM O'CONNELL	96	42	43.8	551	4	8	41.6
1957	TOM O'CONNELL	110	63	57.3	1,229	9	8	93.3
1958	MILT PLUM	189	102	54.0	1,619	11	11	77.9
1959	MILT PLUM	266	156	58.6	1,992	14	8	87.2
1960	MILT PLUM	250	151	60.4	2,297	21	5	110.4
1961	MILT PLUM	302	177	58.6	2,416	18	10	90.3
1962	FRANK RYAN	194	112	57.7	1,541	10	7	85.4
1963	FRANK RYAN	256	135	52.7	2,038	25	13	90.6
1964	FRANK RYAN	334	174	52.1	2,404	25	19	76.7
1965	FRANK RYAN	243	119	49.0	1,751	18	13	75.3
1966	FRANK RYAN	382	200	52.4	2,974	29	14	88.2
1967	FRANK RYAN	280	136	48.6	2,026	20	16	72.7
1968	BILL NELSEN	293	152	51.9	2,366	19	10	86.4
1969	BILL NELSEN	352	190	54.0	2,743	23	19	78.8
1970	BILL NELSEN	313	159	50.8	2,156	16	16	68.9
1971	BILL NELSEN	325	174	53.5	2,319	13	23	60.3
1972	MIKE PHIPPS	305	144	47.2	1,994	13	16	61.0
1973	MIKE PHIPPS	299	148	49.5	1,719	9	20	49.4
1974	MIKE PHIPPS	256	117	45.7	1,384	9	17	46.7
1975	MIKE PHIPPS	313	162	51.8	1,749	4	19	47.5
1976	BRIAN SIPE	312	178	57.1	2,113	17	14	77.3
1977	BRIAN SIPE	195	112	57.4	1,233	9	14	61.8
1978	BRIAN SIPE	399	222	55.6	2,906	21	15	80.7
1979	BRIAN SIPE	535	286	53.5	3,793	28	26	73.4
1980	BRIAN SIPE	554	337	60.8	4,132	30	14	91.4
1981	BRIAN SIPE	567	313	55.2	3,876	17	25	68.2
1982	BRIAN SIPE	185	101	54.6	1,064	4	8	60.7
1983	BRIAN SIPE	496	291	58.7	3,566	26	23	79.1
1984	PAUL McDONALD	493	271	55.0	3,472	14	23	67.3
1985	BERNIE KOSAR	248	124	50.0	1,578	8	7	69.3
1986	BERNIE KOSAR	531	310	58.4	3,854	17	10	83.8
1987	BERNIE KOSAR	389	241	62.0	3,033	22	9	95.4
1988	BERNIE KOSAR	259	156	60.2	1,890	10	7	84.3
1989	BERNIE KOSAR	513	303	59.1	3,533	18	14	80.3
1990	BERNIE KOSAR	423	230	54.4	2,562	10	15	65.7
1991	BERNIE KOSAR	494	307	62.1	3,487	18	9	87.8
1992	MIKE TOMCZAK	211	120	56.9	1,693	7	7	80.1
1993	VINNY TESTAVERDE	230	130	56.5	1,797	14	9	85.7
1994	VINNY TESTAVERDE	376	207	55.1	2,575	16	18	70.7
1995	VINNY TESTAVERDE	392	241	61.5	2,883	17	10	87.8
1999	TIM COUCH	399	223	55.9	2,447	15	13	73.2
2000	TIM COUCH	215	137	63.7	1,483	7	9	77.3
2001	TIM COUCH	454	272	59.9	3,040	17	21	73.1
2002	TIM COUCH	443	273	61.6	2,842	18	18	76.8
2003	KELLY HOLCOMB	302	193	63.9	1,797	10	12	74.6
2004	JEFF GARCIA	252	144	57.1	1,731	10	9	76.7
2005	TRENT DILFER	333	199	59.8	2,321	11	12	76.9
2006	CHARLIE FRYE	393	252	64.1	2,454	10	17	72.0
2007	DEREK ANDERSON	527	298	56.5	3,787	29	19	82.5
2008	DEREK ANDERSON	283	142	50.2	1,615	9	8	66.5
2009	BRADY QUINN	256	136	53.1	1,339	8	7	67.2
2010	COLT MCCOY	222	135	60.8	1,576	6	9	74.5
2011	COLT MCCOY	463	265	57.2	2,733	14	11	74.6

# RECEPTIONS

YEAR	PLAYER	NO	YARDS	AVG	LG	TD
1950	MAC SPEEDIE	42	548	13.0	45	1
1951	DANTE LAVELLI	43	586	13.6	47	6
1952	MAC SPEEDIE	62	911	14.7	50	5
1953	DANTE LAVELLI	45	783	17.4	55t	6
1954	DANTE LAVELLI	47	802	17.1	64	7
1955	DARREL BREWSTER	34	622	18.3	41t	6
1956	DARREL BREWSTER	28	417	14.9	41	1
1957	DARREL BREWSTER	30	614	20.5	56	2
1958	PRESTON CARPENTER	29	474	16.3	74	1
1959	BILLY HOWTON	39	510	13.1	36t	1
1960	BOBBY MITCHELL	45	612	13.6	69t	6
1961	RAY RENFRO	48	834	17.4	57	6
1962	JIM BROWN	47	517	11.0	53t	5
1963	GARY COLLINS	43	674	15.7	49t	13
1964	PAUL WARFIELD	52	920	17.7	62t	9
1965	GARY COLLINS	50	884	17.7	67	10
1966	GARY COLLINS	56	946	16.9	54	12
1967	ERNIE GREEN	39	369	9.5	41t	2
1968	PAUL WARFIELD	50	1,067	21.3	65t	12
1969	GARY COLLINS	54	786	14.6	48t	11
1970	BO SCOTT	40	351	8.8	24	4
1971	FAIR HOOKER	45	649	14.4	48	1
1972	FRANK PITTS	36	620	17.2	80t	8
1973	FRANK PITTS	31	317	10.2	26t	4
1974	HUGH MCKINNIS	32	258	8.1	55	0
1975	REGGIE RUCKER	60	770	12.8	40t	3
1976	REGGIE RUCKER	49	676	13.8	45	8
1977	CLEO MILLER	41	291	7.1	28	1
1978	REGGIE RUCKER	43	893	20.8	69t	8
1979	DAVE LOGAN	59	982	16.6	46	7
1980	MIKE PRUITT	63	471	7.5	28	0
1981	OZZIE NEWSOME	69	1,002	14.5	62	6
1982	OZZIE NEWSOME	49	633	12.9	54	3
1983	OZZIE NEWSOME	89	970	10.9	66t	6
1984	OZZIE NEWSOME	89	1,001	11.2	52	5
1985	OZZIE NEWSOME	62	711	11.5	38	5
1986	BRIAN BRENNAN	55	838	15.2	57t	6
1987	EARNEST BYNER	52	552	10.6	37	2
1988	EARNEST BYNER	59	576	9.8	39t	2
1989	WEBSTER SLAUGHTER	65	1,236	19.0	97t	6
1990	WEBSTER SLAUGHTER	59	847	14.4	50	4
1991	WEBSTER SLAUGHTER	64	906	14.2	62t	3
1992	MICHAEL JACKSON	47	755	16.1	69t	7
1993	ERIC METCALF	63	539	8.6	49t	2
1994	DERRICK ALEXANDER	48	828	17.3	81t	2
1995	EARNEST BYNER	61	494	8.1	29t	2
1999	KEVIN JOHNSON	66	986	14.9	64t	8
2000	KEVIN JOHNSON	57	669	11.7	79	0
2001	KEVIN JOHNSON	84	1,097	13.1	55t	9
2002	KEVIN JOHNSON	67	703	10.5	30t	4
2003	DENNIS NORTHCUTT	62	729	11.8	44	2
2004	DENNIS NORTHCUTT	55	806	14.7	58t	2
2005	ANTONIO BRYANT	69	1,009	14.6	54	4
2006	KELLEN WINSLOW	89	875	9.8	40	3
2007	KELLEN WINSLOW	82	1,106	13.5	49	5
2008	BRAYLON EDWARDS	55	877	15.9	70	3
2009	JEROME HARRISON	34	220	6.5	18	2
	MOHAMED MASSAQUOI	34	624	18.4	59t	3
2010	BENJAMIN WATSON	68	763	11.2	44	3
2011	GREG LITTLE	61	709	11.6	76t	2

# RECEIVING YARDS

YEAR	PLAYER	NO	YARDS	AVG	LG	TD
1950	DANTE LAVELLI	37	565	15.3	43	5
1951	MAC SPEEDIE	34	589	17.3	51	3
1952	MAC SPEEDIE	62	911	14.7	50	5
1953	DANTE LAVELLI	45	783	17.4	55t	6
1954	DANTE LAVELLI	47	802	17.1	64	7
1955	DARREL BREWSTER	34	622	18.3	41t	6
1956	DARREL BREWSTER	28	417	14.9	41	1
1957	DARREL BREWSTER	30	614	20.5	56	2
1958	RAY RENFRO	24	573	23.9	52	6
1959	RAY RENFRO	30	528	17.6	70t	6
1960	GERN NAGLER	36	616	17.1	53t	3
1961	RAY RENFRO	48	834	17.4	57	6
1962	RICH KREITLING	44	659	15.0	53	3
1963	GARY COLLINS	43	674	15.7	49t	13
1964	PAUL WARFIELD	52	920	17.7	62t	9
1965	GARY COLLINS	50	884	17.7	67	10
1966	GARY COLLINS	56	946	16.9	54	12
1967	PAUL WARFIELD	32	702	21.9	49t	8
1968	PAUL WARFIELD	50	1,067	21.3	65t	12
1969	PAUL WARFIELD	42	886	21.1	82t	10
1970	MILT MORIN	37	611	16.5	36	1
1971	FAIR HOOKER	45	649	14.4	48	1
1972	FRANK PITTS	36	620	17.2	80t	8
1973	MILT MORIN	26	417	16.0	51t	1
1974	STEVE HOLDEN	30	452	15.1	53	3
1975	REGGIE RUCKER	60	770	12.8	40t	3
1976	REGGIE RUCKER	49	676	13.8	45	8
1977	REGGIE RUCKER	36	565	15.7	40	2
1978	REGGIE RUCKER	43	893	20.8	69t	8
1979	DAVE LOGAN	59	982	16.6	46	7
1980	DAVE LOGAN	51	822	16.1	65	4
1981	OZZIE NEWSOME	69	1,002	14.5	62	6
1982	OZZIE NEWSOME	49	633	12.9	54	3
1983	OZZIE NEWSOME	89	970	10.9	66t	6
1984	OZZIE NEWSOME	89	1,001	11.2	52	5
1985	OZZIE NEWSOME	62	711	11.5	38	5
1986	BRIAN BRENNAN	55	838	15.2	57t	6
1987	WEBSTER SLAUGHTER	47	806	17.1	54t	7
1988	REGGIE LANGHORNE	57	780	13.7	77t	7
1989	WEBSTER SLAUGHTER	65	1,236	19.0	97t	6
1990	WEBSTER SLAUGHTER	59	847	14.4	50	4
1991	WEBSTER SLAUGHTER	64	906	14.2	62t	3
1992	MICHAEL JACKSON	47	755	16.1	69t	7
1993	MICHAEL JACKSON	41	756	18.4	62t	8
1994	DERRICK ALEXANDER	48	828	17.3	81t	2
1995	KEENAN MCCARDELL	56	709	12.7	36	4
1999	KEVIN JOHNSON	66	986	14.9	64t	8
2000	KEVIN JOHNSON	57	669	11.7	79	0
2001	KEVIN JOHNSON	84	1,097	13.1	55t	9
2002	QUINCY MORGAN	56	964	17.2	78t	7
2003	DENNIS NORTHCUTT	62	729	11.8	44	2
2004	DENNIS NORTHCUTT	55	806	14.7	58t	2
2005	ANTONIO BRYANT	69	1,009	14.6	54	4
2006	BRAYLON EDWARDS	61	884	14.5	75	6
2007	BRAYLON EDWARDS	80	1,289	16.1	78t	16
2008	BRAYLON EDWARDS	55	877	15.9	70	3
2009	MOHAMED MASSAQUOI	34	624	18.4	59t	3
2010	BENJAMIN WATSON	68	763	11.2	44	3
2011	GREG LITTLE	61	709	11.6	76t	2

# INTERCEPTIONS

YEAR	PLAYER	NO	YARDS	AVG	LG	TD
1950	TOMMY JAMES	9	69	7.7	34	0
1951	WARREN LAHR	5	95	19.0	29	2
1952	BERT RECHICHAR	6	79	13.2	25	0
1953	WARREN LAHR	5	119	23.8	42	0
1954	KEN KONZ	7	133	19.0	54t	2
1955	CHUCK NOLL	5	74	14.8	24	1
1956	DON PAUL	7	190	27.1	42	1
1957	DON PAUL	4	28	7.0	12	0
1958	KEN KONZ	4	123	30.8	46t	1
1959	BERNIE PARRISH	5	83	16.6	37t	1
1960	BOBBY FRANKLIN	8	131	16.4	37t	2
1961	BERNIE PARRISH	7	40	5.7	15	0
1962	ROSS FICHTNER	7	76	10.9	31	0
1963	VINCE COSTELLO	7	118	16.9	31	0
1964	BERNIE PARRISH	4	98	24.5	54t	1
1965	LARRY BENZ	5	78	15.6	31	0
1966	ROSS FICHTNER	8	152	19.0	58	1
1967	ROSS FICHTNER	4	113	28.3	88	0
1968	BEN DAVIS	8	162	20.3	44	0
1969	MIKE HOWELL	6	21	3.5	11	0
1970	ERICH BARNES	5	85	17.0	38t	1
1971	WALT SUMNER	5	35	7.0	25	0
1972	THOM DARDEN	3	64	21.3	20	0
1973	CLARENCE SCOTT	5	71	14.2	45t	1
1974	THOM DARDEN	8	105	13.1	31	0
1975	CHARLIE HALL	2	28	14.0	19	0
1976	THOM DARDEN	7	73	10.4	21	0
1977	THOM DARDEN	6	107	17.8	49	1
1978	THOM DARDEN	10	200	20.0	46	0
1979	THOM DARDEN	5	125	25.0	39t	1
1980	RON BOLTON	6	62	10.3	29	0
1981	CLARENCE SCOTT	4	46	11.5	26	0
1982	HANFORD DIXON	4	22	5.5	22	0
1983	TOM COUSINEAU	4	47	11.8	15	0
1984	AL GROSS	5	103	20.6	47	0
1985	AL GROSS	5	109	21.8	37t	1
1986	HANFORD DIXON	5	35	7.0	19	0
1987	FELIX WRIGHT	4	152	38.0	68	1
1988	FELIX WRIGHT	5	126	25.2	53	0
1989	FELIX WRIGHT	9	91	10.1	27t	1
1990	FELIX WRIGHT	3	56	18.7	36	0
1991	STEPHEN BRAGGS	3	15	5.0	15	0
1992	VINCE NEWSOME	3	55	18.3	29	0
1993	ERIC TURNER	5	25	5.0	19	0
1994	ERIC TURNER	9	199	22.1	93t	1
1995	STEVEN MOORE	5	55	11.0	28	0
1999	MARQUEZ POPE	2	15	7.5	13	0
2000	COREY FULLER	3	0	0.0	0	0
2001	ANTHONY HENRY	10	177	17.7	97t	1
2002	EARL LITTLE	4	17	4.3	7	0
2003	EARL LITTLE	6	41	6.8	21	0
2004	ANTHONY HENRY	4	83	20.8	51	0
2005	BRIAN RUSSELL	3	50	16.7	37	0
2006	DAVEN HOLLY	5	127	25.4	57t	1
	SEAN JONES	5	46	9.2	19	0
2007	LEIGH BODDEN	6	75	12.5	26	0
2008	BRANDON McDONALD	5	146	29.2	98	1
2009	BRODNEY POOL	4	33	8.3	32	0
	ERIC WRIGHT	4	74	18.5	47	0
2010	JOE HADEN	6	101	16.8	62	0
2011	MIKE ADAMS	3	33	11.0	29	0



# **PUNTING**

YEAR	PLAYER	NO	YARDS	AVG	TB	IN-20	LG	BLOCK
1950	HORACE GILLOM	66	2,849	43.2	5	0	75	1
1951	HORACE GILLOM	73	3,321	45.5	8	0	66	0
1952	HORACE GILLOM	61	2,787	45.7	6	0	73	1
1953	HORACE GILLOM	63	2,760	43.8	4	0	67	0
1954	HORACE GILLOM	52	2,230	42.9	4	0	80	0
1955	HORACE GILLOM	58	2,389	41.2	6	0	56	3
1956	FRED MORRISON	38	1,561	41.1	7	0	70	0
1957	KEN KONZ	61	2,396	39.3	3	0	63	1
1958	DICK DESCHAINE	50	2,063	41.3	1	0	63	0
1959	JUNIOR WREN	27	996	36.9	1	0	55	0
1960	SAM BAKER	55	2,309	42.0	2	0	64	0
1961	SAM BAKER	53	2,296	43.3	5	0	62	0
1962	GARY COLLINS	45	1,926	42.8	4	0	64	0
1963	GARY COLLINS	54	2,160	40.0	4	0	73	0
1964	GARY COLLINS	48	2,016	42.0	5	0	58	0
1965	GARY COLLINS	65	3,035	46.7	10	0	71	0
1966	GARY COLLINS	57	2,223	39.0	6	0	60	0
1967	GARY COLLINS	57	2,078	36.5	2	0	52	2
1968	DON COCKROFT	61	2,297	37.7	1	0	59	0
1969	DON COCKROFT	57	2,138	37.5	6	0	55	1
1970	DON COCKROFT	71	3,023	42.6	7	0	71	1
1971	DON COCKROFT	62	2,508	40.5	2	0	59	2
1972	DON COCKROFT	81	3,498	43.2	4	0	65	0
1973	DON COCKROFT	82	3,321	40.5	3	0	71	1
1974	DON COCKROFT	90	3,643	40.5	11	0	64	0
1975	DON COCKROFT	82	3,317	40.5	7	0	67	1
1976	DON COCKROFT	64	2,487	38.9	4	8	51	3
1977	GREG COLEMAN	61	2,389	39.2	2	21	58	0
1978	JOHNNY EVANS	79	3,089	39.1	8	16	65	0
1979	JOHNNY EVANS	69	2,844	41.2	9	7	59	2
1980	JOHNNY EVANS	66	2,530	38.3	7	12	56	0
1981	STEVE COX	68	2,884	42.4	12	11	66	2
1982	STEVE COX	48	1,887	39.3	6	11	52	1
1983	JEFF GOSSETT	70	2,854	40.8	8	17	60	0
1984	STEVE COX	74	3,213	43.4	8	16	69	2
1985	JEFF GOSSETT	81	3,261	40.3	8	18	64	0
1986	JEFF GOSSETT	83	3,423	41.2	10	21	61	0
1987	JEFF GOSSETT	19	779	41.0	4	3	55	0
1988	MAX RUNAGER	48	1,935	40.3	2	13	52	0
1989	BRYAN WAGNER	97	3,817	39.4	6	32	60	0
1990	BRYAN WAGNER	74	2,879	38.9	2	13	65	4
1991	BRIAN HANSEN	80	3,397	42.5	6	20	65	0
1992	BRIAN HANSEN	74	3,083	41.7	7	28	73	1
1993	BRIAN HANSEN	82	3,632	44.3	10	15	72	2
1994	TOM TUPA	80	3,211	40.1	8	27	65	0
1995	TOM TUPA	65	2,831	43.6	9	18	64	0
1999	CHRIS GARDOCKI	106	4,645	43.8	11	20	61	0
2000	CHRIS GARDOCKI	108	4,919	45.5	5	25	67	0
2001	CHRIS GARDOCKI	99	4,249	42.9	9	25	69	0
2002	CHRIS GARDOCKI	81	3,388	41.8	6	27	59	0
2003	CHRIS GARDOCKI	72	3,019	41.9	10	18	60	0
2004	DERRICK FROST	85	3,404	40.0	4	24	54	0
2005	KYLE RICHARDSON	78	3,181	40.8	9	22	61	0
2006	DAVE ZASTUDIL	81	3,563	44.0	7	28	61	0
2007	DAVE ZASTUDIL	49	2,046	41.8	4	14	64	0
2008	DAVE ZASTUDIL	75	3,410	45.5	11	23	65	0
2009	DAVE ZASTUDIL	49	2,188	44.7	5	25	60	0
2010	REGGIE HODGES	78	3,424	43.9	5	29	59	0
2011	BRAD MAYNARD	81	3,282	40.5	1	32	63	0

# **PUNT RETURN YARDAGE**

YEAR	PLAYER	NO	FC	YARDS	AVG	LG	TD
1950	DON PHELPS	13	0	174	13.4	54t	1
1951	KEN CARPENTER	14	0	173	12.4	49	0
1952	RAY RENFRO	22	0	169	7.7	34	0
1953	BILLY REYNOLDS	18	0	111	6.2	28	0
1954	BILLY REYNOLDS	25	0	138	5.5	39	0
1955	DON PAUL	19	0	148	7.8	60t	1
1956	KEN KONZ	13	0	187	14.4	65t	1
1957	BILLY REYNOLDS	24	0	114	4.8	23	0
1958	BOBBY MITCHELL	14	0	165	11.8	68t	1
1959	BOBBY MITCHELL	17	0	177	10.4	78t	1
1960	JIM SHOFNER	11	0	105	9.5	36	0
1961	BOBBY MITCHELL	14	2	164	11.7	64t	1
1962	HOWARD CASSADY	7	0	47	6.7	13	0
1963	JIM SHORTER	7	2	134	19.1	52	0
1964	LEROY KELLY	9	7	171	19.0	68t	1
1965	LEROY KELLY	17	6	265	15.6	67t	2
1966	LEROY KELLY	13	6	104	8.0	52	0
1967	BEN DAVIS	18	7	229	12.7	52t	1
1968	CHARLES LEIGH	14	2	76	5.4	29	0
1969	WALT SUMNER	9	11	72	8.0	21	0
1970	REECE MORRISON	15	2	133	8.9	34	0
1971	LEROY KELLY	30	4	292	9.7	74	0
1972	BOBBY MAJORS	16	6	96	6.0	41	0
1973	GREG PRUITT	16	3	180	11.3	46	0
1974	GREG PRUITT	27	0	349	12.9	72	0
1975	GREG PRUITT	13	1	130	10.0	30	0
1976	STEVE HOLDEN	31	2	205	6.6	38	0
1977	ROLLY WOOLSEY	32	3	290	9.1	44	0
1978	KEITH WRIGHT	37	16	288	7.8	42	0
1979	DINO HALL	29	5	295	10.2	47	0
1980	KEITH WRIGHT	29	4	129	4.4	15	0
1981	DINO HALL	33	6	248	7.5	40	0
1982	DWIGHT WALKER	19	6	101	5.3	14	0
1983	DINO HALL	39	12	284	7.3	19	0
1984	BRIAN BRENNAN	25	10	199	8.0	19	0
1985	CLARENCE WEATHERS	28	4	218	7.8	16	0
1986	GERALD MCNEIL	40	10	348	8.7	84t	1
1987	GERALD MCNEIL	34	9	386	11.4	40	0
1988	GERALD MCNEIL	38	6	315	8.3	32	0
1989	GERALD MCNEIL	49	15	496	10.1	49	0
1990	STEFON ADAMS	13	4	81	6.2	25	0
1991	WEBSTER SLAUGHTER	17	3	112	6.6	17	0
1992	ERIC METCALF	44	10	429	9.8	75t	1
1993	ERIC METCALF	36	11	464	12.9	91t	2
1994	ERIC METCALF	35	5	348	9.9	92t	2
1995	DERRICK ALEXANDER	9	0	122	13.6	69t	1
1999	KEVIN JOHNSON	19	10	128	6.7	15	0
2000	DENNIS NORTHCUTT	27	12	289	10.7	30	0
2001	KEVIN JOHNSON	14	6	117	8.4	24	0
2002	DENNIS NORTHCUTT	25	10	367	14.7	87t	2
2003	DENNIS NORTHCUTT	36	10	295	8.2	38	0
2004	DENNIS NORTHCUTT	36	12	432	12.0	44	0
2005	DENNIS NORTHCUTT	35	13	368	10.5	62t	1
2006	DENNIS NORTHCUTT	28	13	312	11.1	81	0
2007	JOSHUA CRIBBS	30	10	405	13.5	76t	1
2008	JOSHUA CRIBBS	28	7	228	8.1	32	0
2009	JOSHUA CRIBBS	38	3	452	11.9	67t	1
2010	JOSHUA CRIBBS	20	6	168	8.4	17	0
2011	JOSHUA CRIBBS	34	8	388	11.4	84t	1

# KICKOFF RETURN YARDAGE

YEAR	PLAYER	NO	YARDS	AVG	LG	TD
1950	DON PHELPS	12	325	27.1	61	0
1951	KEN CARPENTER	9	196	21.8	48	0
1952	KEN CARPENTER	11	234	21.3	40	0
1953	KEN CARPENTER	16	367	22.9	40	0
1954	BILLY REYNOLDS	14	413	29.5	51	0
1955	ROBERT SMITH	13	320	24.6	47	0
1956	PRESTON CARPENTER	15	381	25.4	42	0
1957	MILTON CAMPBELL	11	263	23.9	36	0
1958	BOBBY MITCHELL	18	454	25.2	98t	1
1959	BOBBY MITCHELL	11	236	21.5	31	0
1960	BOBBY MITCHELL	17	432	25.4	90t	1
1961	BOBBY MITCHELL	16	428	26.8	91t	1
1962	TOM WILSON	11	307	27.9	46	0
1963	CHARLEY SCALES	16	432	27.0	50	0
1964	WALTER ROBERTS	24	661	27.5	60	0
1965	LEROY KELLY	24	621	25.9	51	0
1966	WALTER ROBERTS	20	454	22.7	57	0
1967	BEN DAVIS	27	708	26.2	63	0
1968	CHARLES LEIGH	14	322	23.0	41	0
1969	BO SCOTT	25	722	28.9	65	0
1970	HOMER JONES	29	739	25.5	94t	1
1971	KEN BROWN	15	330	22.0	35	0
1972	KEN BROWN	20	473	23.6	47	0
1973	GREG PRUITT	16	453	28.3	54	0
1974	GREG PRUITT	22	606	27.5	88t	1
1975	BILLY LEFEAR	13	412	31.7	92	0
1976	STEVE HOLDEN	19	461	24.3	44	0
1977	BRIAN DUNCAN	15	298	19.9	36	0
1978	KEITH WRIGHT	30	789	26.3	86	0
1979	DINO HALL	50	1,014	20.3	33	0
1980	DINO HALL	32	691	21.6	40	0
1981	DINO HALL	36	813	22.6	48	0
1982	DINO HALL	22	430	19.5	32	0
1983	DWIGHT WALKER	29	627	21.6	38	0
1984	EARNEST BYNER	22	415	18.9	28	0
1985	GLEN YOUNG	35	898	25.7	63	0
1986	GERALD MCNEIL	47	997	21.2	100t	1
1987	GLEN YOUNG	18	412	22.9	44	0
1988	GLEN YOUNG	29	635	21.9	34	0
1989	ERIC METCALF	31	718	23.2	49	0
1990	ERIC METCALF	52	1,052	20.2	101t	2
1991	ERIC METCALF	23	351	15.3	24	0
1992	RANDY BALDWIN	30	675	22.5	47	0
1993	RANDY BALDWIN	24	444	18.5	31	0
1994	RANDY BALDWIN	28	753	26.9	85t	1
1995	EARNEST HUNTER	23	508	22.1	37	0
1999	RONNIE POWELL	44	986	22.4	43	0
2000	JAMEL WHITE	43	935	21.7	40	0
2001	BEN GAY	23	513	22.3	42	0
2002	ANDRE' DAVIS	50	1,068	21.4	95t	1
2003	ANDRE' DAVIS	38	803	21.1	69	0
2004	RICHARD ALSTON	46	1,016	22.1	93t	1
2005	JOSHUA CRIBBS	45	1,094	24.3	90t	1
2006	JOSHUA CRIBBS	61	1,494	24.5	92t	1
2007	JOSHUA CRIBBS	59	1,809	30.7	100t	2
2008	JOSHUA CRIBBS	44	1,110	25.2	92t	1
2009	JOSHUA CRIBBS	56	1,542	27.5	103t	3
2010	JOSHUA CRIBBS	40	814	20.4	37	0
2011	JOSHUA CRIBBS	39	974	25.0	63	0

# ALL-TIME 100-YARD RUSHING GAMES

DATE	OPPONENT	PLAYER	ATT, YARDS
9/24/1950	at Baltimore Colts	Ken Carpenter	3 Att., 100 Yards
10/29/1950	vs. Pittsburgh Steelers	Marion Motley	11 Att., 188 Yards
11/12/1950	vs. San Francisco 49ers	Marion Motley	21 Att., 114 Yards
11/19/1950	vs. Washington Redskins	Marion Motley	27 Att., 178 Yards
10/7/1951	at Los Angeles Rams	Marion Motley	13 Att., 106 Yards
10/7/1951	at Los Angeles Rams	Dub Jones	15 Att., 110 Yards
10/21/1951	vs. Pittsburgh Steelers	Emerson Cole	17 Att., 126 Yards
11/4/1951	at Chicago Cardinals	Ken Carpenter	18 Att., 118 Yards
11/25/1951	vs. Chicago Bears	Dub Jones	9 Att., 116 Yards
9/28/1952	vs. Los Angeles Rams	Ken Carpenter	16 Att., 145 Yards
11/30/1952	at Washington Redskins	Harry Jagade	16 Att., 147 Yards
12/28/1952	vs. Detroit Lions (playoffs)	Harry Jagade	15 Att., 104 Yards
10/18/1953	at Washington Redskins	Ray Renfro	7 Att., 101 Yards
12/27/1953	at Detroit Lions (playoffs)	Harry Jagade	15 Att., 102 Yards
9/25/1955	vs. Washington Redskins	Fred Morrison	15 Att., 117 Yards
10/30/1955	at Chicago Cardinals	Ed Modzelewski	28 Att., 121 Yards
11/20/1955	vs. Pittsburgh Steelers	Fred Morrison	17 Att., 140 Yards
12/4/1955	at Pittsburgh Steelers	Fred Morrison	13 Att., 104 Yards
11/18/1956	at Philadelphia Eagles	Preston Carpenter	24 Att., 133 Yards
12/2/1956	vs. Philadelphia Eagles	Preston Carpenter	23 Att., 116 Yards
12/9/1956	at New York Giants	Fred Morrison	19 Att., 112 Yards
11/3/1957	vs. Washington Redskins	Jim Brown	21 Att., 109 Yards
11/24/1957	vs. Los Angeles Rams	Jim Brown	31 Att., 237 Yards
12/15/1957	at New York Giants	Lew Carpenter	22 Att., 117 Yards
9/28/1958	at Los Angeles Rams	Jim Brown	24 Att., 171 Yards
10/5/1958	at Pittsburgh Steelers	Jim Brown	17 Att., 129 Yards
10/12/1958	vs. Chicago Cardinals	Jim Brown	34 Att., 182 Yards
10/12/1958	vs. Chicago Cardinals	Bobby Mitchell	11 Att., 147 Yards
10/19/1958	vs. Pittsburgh Steelers	Jim Brown	19 Att., 153 Yards
10/19/1958	vs. Pittsburgh Steelers	Bobby Mitchell	13 Att., 108 Yards
10/26/1958	at Chicago Cardinals	Jim Brown	24 Att., 180 Yards
11/2/1958	vs. New York Giants	Jim Brown	13 Att., 113 Yards
11/16/1958	at Washington Redskins	Jim Brown	27 Att., 152 Yards
12/1/1958	at Philadelphia Eagles	Lew Carpenter	21 Att., 100 Yards
12/1/1958	at Philadelphia Eagles	Jim Brown	21 Att., 138 Yards
12/14/1958	at New York Giants	Jim Brown	26 Att., 148 Yards
10/4/1959	at Chicago Cardinals	Jim Brown	37 Att., 147 Yards
10/18/1959	vs. Chicago Cardinals	Jim Brown	27 Att., 123 Yards
10/25/1959	vs. Washington Redskins	Jim Brown	17 Att., 122 Yards
11/1/1959	at Baltimore Colts	Jim Brown	32 Att., 178 Yards
11/8/1959	vs. Philadelphia Eagles	Jim Brown	29 Att., 125 Yards
11/15/1959	at Washington Redskins	Bobby Mitchell	14 Att., 232 Yards
11/22/1959	vs. Pittsburgh Steelers	Jim Brown	15 Att., 111 Yards
11/29/1959	vs. San Francisco 49ers	Jim Brown	28 Att., 114 Yards
12/13/1959	at Philadelphia Eagles	Jim Brown	33 Att., 152 Yards
12/13/1959	at Philadelphia Eagles	Bobby Mitchell	24 Att., 127 Yards
9/25/1960	at Philadelphia Eagles	Bobby Mitchell	14 Att., 156 Yards
9/25/1960	at Philadelphia Eagles	Jim Brown	24 Att., 153 Yards
10/23/1960	vs. Philadelphia Eagles	Jim Brown	22 Att., 167 Yards
11/13/1960	vs. St. Louis Cardinals	Jim Brown	28 Att., 173 Yards
11/27/1960	at St. Louis Cardinals	Jim Brown	24 Att., 132 Yards
12/4/1960	vs. Washington Redskins	Jim Brown	15 Att., 135 Yards
12/11/1960	vs. Chicago Bears	Jim Brown	22 Att., 100 Yards
12/15/1960	at New York Giants	Jim Brown	14 Att., 110 Yards
10/22/1961	at Pittsburgh Steelers	Bobby Mitchell	14 Att., 119 Yards
10/22/1961	at Pittsburgh Steelers	Jim Brown	29 Att., 114 Yards
10/29/1961	at St. Louis Cardinals	Jim Brown	28 Att., 109 Yards
10/29/1961	at St. Louis Cardinals	Bobby Mitchell	19 Att., 104 Yards
11/5/1961	vs. Pittsburgh Steelers	Jim Brown	18 Att., 110 Yards
11/12/1961	at Washington Redskins	Jim Brown	20 Att., 133 Yards
11/19/1961	vs. Philadelphia Eagles	Jim Brown	34 Att., 237 Yards
12/3/1961	at Dallas Cowboys	Bobby Mitchell	12 Att., 140 Yards
12/17/1961	at New York Giants	Jim Brown	24 Att., 102 Yards
9/16/1962	vs. New York Giants	Jim Brown	17 Att., 134 Yards
11/25/1962	vs. Pittsburgh Steelers	Jim Brown	19 Att., 110 Yards
12/15/1962	at San Francisco 49ers	Jim Brown	22 Att., 135 Yards
9/15/1963	vs. Washington Redskins	Jim Brown	15 Att., 162 Yards
9/22/1963	at Dallas Cowboys	Jim Brown	20 Att., 232 Yards
10/5/1963	vs. Pittsburgh Steelers	Jim Brown	21 Att., 175 Yards
10/13/1963	at New York Giants	Jim Brown	23 Att., 123 Yards
10/20/1963	vs. Philadelphia Eagles	Jim Brown	25 Att., 144 Yards
11/3/1963	at Philadelphia Eagles	Jim Brown	28 Att., 223 Yards
11/17/1963	vs. St. Louis Cardinals	Jim Brown	22 Att., 154 Yards
12/1/1963	at St. Louis Cardinals	Jim Brown	29 Att., 179 Yards
12/15/1963	at Washington Redskins	Jim Brown	28 Att., 125 Yards
9/27/1964	at Philadelphia Eagles	Jim Brown	25 Att., 104 Yards
10/18/1964	at Dallas Cowboys	Jim Brown	26 Att., 188 Yards
11/1/1964	at Pittsburgh Steelers	Jim Brown	23 Att., 149 Yards

DATE	OPPONENT	PLAYER	ATT, YARDS
11/8/1964	vs. Washington Redskins	Jim Brown	18 Att., 121 Yards
11/15/1964	vs. Detroit Lions	Jim Brown	24 Att., 147 Yards
11/29/1964	vs. Philadelphia Eagles	Jim Brown	22 Att., 133 Yards
12/27/1964	vs. Baltimore Colts (playoffs)	Jim Brown	27 Att., 114 Yards
9/26/1965	vs. St. Louis Cardinals	Jim Brown	17 Att., 110 Yards
10/3/1965	at Philadelphia Eagles	Jim Brown	27 Att., 133 Yards
10/9/1965	vs. Pittsburgh Steelers	Jim Brown	29 Att., 168 Yards
11/7/1965	vs. Philadelphia Eagles	Jim Brown	20 Att., 131 Yards
11/14/1965	vs. New York Giants	Jim Brown	20 Att., 156 Yards
11/28/1965	at Pittsburgh Steelers	Jim Brown	20 Att., 146 Yards
12/5/1965	vs. Washington Redskins	Jim Brown	27 Att., 141 Yards
9/25/1966	vs. St. Louis Cardinals	Leroy Kelly	19 Att., 109 Yards
10/2/1966	at New York Giants	Leroy Kelly	20 Att., 138 Yards
10/8/1966	vs. Pittsburgh Steelers	Ernie Green	16 Att., 103 Yards
10/8/1966	vs. Pittsburgh Steelers	Leroy Kelly	19 Att., 113 Yards
11/20/1966	vs. Washington Redskins	Leroy Kelly	14 Att., 100 Yards
11/24/1966	at Dallas Cowboys	Leroy Kelly	15 Att., 115 Yards
12/4/1966	vs. New York Giants	Leroy Kelly	13 Att., 126 Yards
9/24/1967	at Detroit Lions	Leroy Kelly	16 Att., 141 Yards
10/1/1967	at New Orleans Saints	Leroy Kelly	20 Att., 110 Yards
10/7/1967	vs. Pittsburgh Steelers	Ernie Green	11 Att., 108 Yards
10/22/1967	vs. Chicago Bears	Leroy Kelly	18 Att., 111 Yards
11/19/1967	vs. Minnesota Vikings	Leroy Kelly	26 Att., 123 Yards
11/26/1967	vs. Washington Redskins	Leroy Kelly	20 Att., 163 Yards
9/15/1968	at New Orleans Saints	Leroy Kelly	20 Att., 107 Yards
10/5/1968	vs. Pittsburgh Steelers	Leroy Kelly	25 Att., 128 Yards
10/20/1968	at Baltimore Colts	Leroy Kelly	30 Att., 130 Yards
10/27/1968	vs. Atlanta Falcons	Leroy Kelly	19 Att., 112 Yards
11/3/1968	at San Francisco 49ers	Leroy Kelly	27 Att., 174 Yards
11/10/1968	vs. New Orleans Saints	Leroy Kelly	17 Att., 127 Yards
11/24/1968	vs. Philadelphia Eagles	Leroy Kelly	20 Att., 108 Yards
9/21/1969	at Philadelphia Eagles	Ron Johnson	17 Att., 118 Yards
9/28/1969	vs. Washington Redskins	Reece Morrison	23 Att., 130 Yards
11/23/1969	vs. New York Giants	Leroy Kelly	18 Att., 124 Yards
12/7/1969	vs. Green Bay Packers	Leroy Kelly	22 Att., 151 Yards
10/18/1970	vs. Detroit Lions	Leroy Kelly	24 Att., 106 Yards
11/8/1970	at Oakland Raiders	Bo Scott	14 Att., 101 Yards
12/7/1970	at Houston Oilers	Leroy Kelly	20 Att., 108 Yards
11/7/1971	at Pittsburgh Steelers	Leroy Kelly	22 Att., 102 Yards
11/21/1971	vs. New England Patriots	Leroy Kelly	23 Att., 113 Yards
11/28/1971	at Houston Oilers	Leroy Kelly	23 Att., 107 Yards
12/5/1971	vs. Cincinnati Bengals	Leroy Kelly	23 Att., 127 Yards
11/19/1972	vs. Pittsburgh Steelers	Leroy Kelly	21 Att., 107 Yards
12/2/1973	at Kansas City Chiefs	Greg Pruitt	15 Att., 110 Yards
12/15/1974	at Houston Oilers	Greg Pruitt	15 Att., 102 Yards
11/16/1975	at Oakland Raiders	Greg Pruitt	12 Att., 103 Yards
11/23/1975	vs. Cincinnati Bengals	Greg Pruitt	17 Att., 121 Yards
12/14/1975	vs. Kansas City Chiefs	Greg Pruitt	26 Att., 214 Yards
9/12/1976	vs. New York Jets	Greg Pruitt	17 Att., 124 Yards
10/17/1976	at Atlanta Falcons	Greg Pruitt	26 Att., 191 Yards
10/31/1976	at Cincinnati Bengals	Greg Pruitt	18 Att., 124 Yards
9/26/1977	vs. New England Patriots	Greg Pruitt	26 Att., 151 Yards
10/23/1977	at Buffalo Bills	Cleo Miller	21 Att., 117 Yards
10/30/1977	vs. Kansas City Chiefs	Greg Pruitt	18 Att., 153 Yards
11/13/1977	at Pittsburgh Steelers	Greg Pruitt	19 Att., 108 Yards
12/18/1977	at Seattle Seahawks	Greg Pruitt	22 Att., 127 Yards
9/3/1978	vs. San Francisco 49ers	Greg Pruitt	22 Att., 106 Yards
9/10/1978	vs. Cincinnati Bengals	Greg Pruitt	22 Att., 120 Yards
10/29/1978	vs. Buffalo Bills	Mike Pruitt	21 Att., 173 Yards
12/3/1978	at Seattle Seahawks	Greg Pruitt	12 Att., 113 Yards
12/10/1978	vs. New York Jets	Greg Pruitt	21 Att., 138 Yards
12/17/1978	at Cincinnati Bengals	Greg Pruitt	22 Att., 182 Yards
10/21/1979	vs. Cincinnati Bengals	Mike Pruitt	19 Att., 135 Yards
11/4/1979	at Philadelphia Eagles	Mike Pruitt	17 Att., 104 Yards
11/11/1979	vs. Seattle Seahawks	Mike Pruitt	15 Att., 141 Yards
12/2/1979	vs. Houston Oilers	Mike Pruitt	25 Att., 111 Yards
12/9/1979	at Oakland Raiders	Mike Pruitt	20 Att., 149 Yards
10/12/1980	at Seattle Seahawks	Mike Pruitt	24 Att., 116 Yards
11/3/1980	vs. Chicago Bears	Mike Pruitt	27 Att., 129 Yards
11/9/1980	at Baltimore Colts	Mike Pruitt	18 Att., 103 Yards
12/3/1981	at Houston Oilers	Mike Pruitt	32 Att., 155 Yards
9/12/1982	at Seattle Seahawks	Mike Pruitt	30 Att., 136 Yards
9/11/1983	at Detroit Lions	Mike Pruitt	24 Att., 137 Yards
10/2/1983	vs. Seattle Seahawks	Mike Pruitt	24 Att., 107 Yards
10/16/1983	at Pittsburgh Steelers	Boyce Green	28 Att., 137 Yards
11/20/1983	at New England Patriots	Mike Pruitt	24 Att., 136 Yards
11/27/1983	vs. Baltimore Colts	Mike Pruitt	24 Att., 110 Yards
12/11/1983	at Houston Oilers	Mike Pruitt	30 Att., 153 Yards
11/4/1984	at Buffalo Bills	Boyce Green	29 Att., 156 Yards
11/18/1984	at Atlanta Falcons	Boyce Green	30 Att., 121 Yards

DATE	OPPONENT	PLAYER	ATT, YARDS
12/9/1984	at Pittsburgh Steelers	Earnest Byner	15 Att., 103 Yards
12/16/1984	at Houston Oilers	Earnest Byner	21 Att., 188 Yards
9/29/1985	at San Diego Chargers	Kevin Mack	16 Att., 130 Yards
10/6/1985	vs. New England Patriots	Kevin Mack	20 Att., 115 Yards
11/17/1985	vs. Buffalo Bills	Earnest Byner	15 Att., 109 Yards
11/24/1985	vs. Cincinnati Bengals	Kevin Mack	14 Att., 117 Yards
12/22/1985	at New York Jets	Earnest Byner	15 Att., 101 Yards
1/4/1986	at Miami Dolphins (playoffs)	Earnest Byner	16 Att., 161 Yards
10/26/1986	at Minnesota Vikings	Curtis Dickey	19 Att., 106 Yards
11/23/1986	vs. Pittsburgh Steelers	Kevin Mack	24 Att., 106 Yards
11/30/1986	vs. Houston Oilers	Kevin Mack	28 Att., 121 Yards
10/4/1987	at New England Patriots	Larry Mason	32 Att., 133 Yards
11/22/1987	at Houston Oilers	Kevin Mack	26 Att., 114 Yards
12/13/1987	vs. Cincinnati Bengals	Kevin Mack	27 Att., 133 Yards
1/9/1988	vs. Indianapolis Colts (playoffs)	Earnest Byner	23 Att., 122 Yards
10/16/1988	vs. Philadelphia Eagles	Kevin Mack	16 Att., 100 Yards
11/27/1988	at Washington Redskins	Kevin Mack	22 Att., 116 Yards
9/19/1993	at Los Angeles Raiders	Tommy Vardell	14 Att., 104 Yards
11/6/1994	vs. New England Patriots	Leroy Hoard	21 Att., 123 Yards
11/27/1994	vs. Houston Oilers	Leroy Hoard	23 Att., 103 Yards
12/17/1995	vs. Cincinnati Bengals	Earnest Byner	31 Att., 121 Yards
9/23/2001	vs. Detroit Lions	James Jackson	31 Att., 124 Yards
12/23/2001	at Green Bay Packers	Jamel White	21 Att., 131 Yards
9/29/2002	at Pittsburgh Steelers	Jamel White	16 Att., 105 Yards
11/24/2002	at New Orleans Saints	William Green	28 Att., 114 Yards
12/8/2002	at Jacksonville Jaguars	William Green	26 Att., 119 Yards
12/29/2002	vs. Atlanta Falcons	William Green	27 Att., 178 Yards
10/5/2003	at Pittsburgh Steelers	William Green	33 Att., 115 Yards
10/12/2003	vs. Oakland Raiders	William Green	26 Att., 145 Yards
12/8/2003	vs. St. Louis Rams	Jamel White	16 Att., 101 Yards
12/28/2003	at Cincinnati Bengals	Lee Suggs	26 Att., 186 Yards
10/17/2004	vs. Cincinnati Bengals	William Green	25 Att., 115 Yards
12/19/2004	vs. San Diego Chargers	Lee Suggs	21 Att., 105 Yards
12/26/2004	at Miami Dolphins	Lee Suggs	38 Att., 143 Yards
1/2/2005	at Houston Texans	Lee Suggs	26 Att., 131 Yards
10/23/2005	vs. Detroit Lions	Reuben Droughns	19 Att., 100 Yards
11/6/2005	vs. Tennessee Titans	Reuben Droughns	20 Att., 116 Yards
11/20/2005	vs. Miami Dolphins	Reuben Droughns	30 Att., 166 Yards
10/1/2006	at Oakland Raiders	Reuben Droughns	25 Att., 100 Yards
10/29/2006	vs. New York Jets	Reuben Droughns	33 Att., 125 Yards
9/16/2007	vs. Cincinnati Bengals	Jamal Lewis	27 Att., 216 Yards
11/25/2007	vs. Houston Texans	Jamal Lewis	29 Att., 134 Yards
12/9/2007	at New York Jets	Jamal Lewis	21 Att., 118 Yards
12/16/2007	vs. Buffalo Bills	Jamal Lewis	33 Att., 163 Yards
12/30/2007	vs. San Francisco 49ers	Jamal Lewis	26 Att., 128 Yards
10/4/2009	vs. Cincinnati Bengals	Jerome Harrison	29 Att., 121 Yards
10/11/2009	at Buffalo Bills	Jamal Lewis	31 Att., 117 Yards
12/20/2009	at Kansas City Chiefs	Jerome Harrison	34 Att., 286 Yards
12/27/2009	vs. Oakland Raiders	Jerome Harrison	39 Att., 148 Yards
1/3/2010	vs. Jacksonville Jaguars	Jerome Harrison	33 Att., 127 Yards
9/26/2010	at Baltimore Ravens	Peyton Hillis	22 Att., 144 Yards
10/3/2010	vs. Cincinnati Bengals	Peyton Hillis	27 Att., 102 Yards
11/7/2010	vs. New England Patriots	Peyton Hillis	29 Att., 184 Yards
11/28/2010	vs. Carolina Panthers	Peyton Hillis	26 Att., 131 Yards
12/12/2010	at Buffalo Bills	Peyton Hillis	21 Att., 108 Yards
11/20/2011	vs. Jacksonville Jaguars	Chris Ogbonnaya	21 Att., 115 Yards
12/24/2011	at Baltimore Ravens	Peyton Hillis	24 Att., 112 Yards

## LARGEST COMEBACKS BY BROWNS AND OPPONENTS

The largest comeback in Cleveland Browns history was completed on Sunday, December 4, 1966 at Cleveland Municipal Stadium. Hosting the New York Giants, the Browns overcame a 20-point deficit and outscored the Giants 35-9 in the second half en route to a 49-40 victory. Browns quarterback Frank Ryan led the offense by completing 16-of-27 passes for 326 yards with three touchdowns, while running back Leroy Kelly recorded 126 rushing yards on 13 carries and three rushing touchdowns. Wide receiver Gary Collins posted five receptions for 120 yards and one touchdown to lead all receivers.

### BY BROWNS

Date	Opponent	Lead	Final Score
December 4, 1966	vs. N.Y. Giants	20	49-40
October 27, 2002	at N.Y. Jets	18	24-21
October 1, 2006	at Oakland	18	24-21

### BY OPPONENTS

Date	Opponent	Lead	Final Score
November 10, 1991	vs. Philadelphia	23	32-30
November 22, 2009	at Detroit	21	38-37
November 13, 1955	at Philadelphia	18	33-17



# ALL-TIME 300-YARD PASSING GAMES

DATE	OPPONENT	PLAYER	ATT, COMP, YARDS
9/16/1950	at Philadelphia Eagles	Otto Graham	38 Att., 21 Comp., 346 Yards
10/15/1950	vs. Chicago Cardinals	Otto Graham	35 Att., 22 Comp., 369 Yards
12/10/1950	at Washington Redskins	Otto Graham	32 Att., 23 Comp., 321 Yards
10/4/1952	at Pittsburgh Steelers	Otto Graham	49 Att., 21 Comp., 401 Yards
10/4/1953	at Chicago Cardinals	Otto Graham	22 Att., 15 Comp., 310 Yards
10/10/1953	vs. Philadelphia Eagles	Otto Graham	30 Att., 20 Comp., 328 Yards
11/27/1955	at New York Giants	Otto Graham	31 Att., 17 Comp., 319 Yards
11/17/1957	at Washington Redskins	Tom O'Connell	24 Att., 16 Comp., 349 Yards
10/2/1960	vs. Pittsburgh Steelers	Milt Plum	14 Att., 10 Comp., 308 Yards
11/20/1960	at Pittsburgh Steelers	Milt Plum	37 Att., 23 Comp., 328 Yards
9/17/1961	at Philadelphia Eagles	Milt Plum	30 Att., 18 Comp., 329 Yards
10/21/1962	at St. Louis Cardinals	Jim Ninowski	29 Att., 19 Comp., 339 Yards
9/15/1963	vs. Washington Redskins	Frank Ryan	31 Att., 21 Comp., 334 Yards
12/4/1966	vs. New York Giants	Frank Ryan	27 Att., 16 Comp., 326 Yards
12/17/1966	at St. Louis Cardinals	Frank Ryan	30 Att., 17 Comp., 367 Yards
10/13/1968	vs. St. Louis Cardinals	Bill Nelsen	39 Att., 17 Comp., 312 Yards
9/27/1970	at San Francisco 49ers	Bill Nelsen	25 Att., 14 Comp., 308 Yards
11/19/1978	at Baltimore Colts	Brian Sipe	22 Att., 15 Comp., 309 Yards
9/2/1979	at New York Jets	Brian Sipe	36 Att., 21 Comp., 302 Yards
10/7/1979	vs. Pittsburgh Steelers	Brian Sipe	41 Att., 22 Comp., 351 Yards
11/18/1979	vs. Miami Dolphins	Brian Sipe	42 Att., 23 Comp., 358 Yards
11/25/1979	at Pittsburgh Steelers	Brian Sipe	38 Att., 23 Comp., 333 Yards
9/28/1980	at Tampa Bay Buccaneers	Brian Sipe	32 Att., 22 Comp., 318 Yards
10/19/1980	vs. Green Bay Packers	Brian Sipe	39 Att., 24 Comp., 391 Yards
10/26/1980	vs. Pittsburgh Steelers	Brian Sipe	46 Att., 28 Comp., 349 Yards
11/23/1980	vs. Cincinnati Bengals	Brian Sipe	36 Att., 27 Comp., 310 Yards
12/7/1980	vs. New York Jets	Brian Sipe	41 Att., 30 Comp., 340 Yards
12/21/1980	at Cincinnati Bengals	Brian Sipe	44 Att., 24 Comp., 308 Yards
9/7/1981	vs. San Diego Chargers	Brian Sipe	57 Att., 31 Comp., 375 Yards
10/25/1981	vs. Baltimore Colts	Brian Sipe	41 Att., 30 Comp., 444 Yards
12/5/1982	vs. San Diego Chargers	Brian Sipe	48 Att., 33 Comp., 338 Yards
1/2/1983	at Pittsburgh Steelers	Paul McDonald	47 Att., 22 Comp., 313 Yards
9/25/1983	at San Diego Chargers	Brian Sipe	44 Att., 27 Comp., 327 Yards
10/2/1983	vs. Seattle Seahawks	Brian Sipe	40 Att., 25 Comp., 310 Yards
10/16/1983	at Pittsburgh Steelers	Brian Sipe	49 Att., 27 Comp., 310 Yards
11/27/1983	vs. Baltimore Colts	Brian Sipe	33 Att., 20 Comp., 313 Yards
10/7/1984	vs. New England Patriots	Paul McDonald	37 Att., 23 Comp., 320 Yards
10/21/1984	at Cincinnati Bengals	Paul McDonald	47 Att., 27 Comp., 300 Yards
11/10/1986	vs. Miami Dolphins	Bernie Kosar	50 Att., 32 Comp., 401 Yards
11/23/1986	vs. Pittsburgh Steelers	Bernie Kosar	46 Att., 28 Comp., 414 Yards
1/3/1987	vs. New York Jets (playoffs)	Bernie Kosar	64 Att., 33 Comp., 489 Yards
9/13/1987	at New Orleans Saints	Bernie Kosar	39 Att., 28 Comp., 314 Yards
11/15/1987	vs. Buffalo Bills	Bernie Kosar	34 Att., 24 Comp., 346 Yards
1/17/1988	at Denver Broncos (playoffs)	Bernie Kosar	41 Att., 26 Comp., 356 Yards
10/23/1988	at Phoenix Cardinals	Bernie Kosar	43 Att., 25 Comp., 314 Yards
12/4/1988	vs. Dallas Cowboys	Bernie Kosar	27 Att., 19 Comp., 308 Yards
12/18/1988	vs. Houston Oilers	Don Strock	42 Att., 25 Comp., 326 Yards
12/10/1989	at Indianapolis Colts	Bernie Kosar	40 Att., 26 Comp., 353 Yards
10/8/1990	at Denver Broncos	Bernie Kosar	38 Att., 24 Comp., 318 Yards
12/22/1991	at Pittsburgh Steelers	Bernie Kosar	49 Att., 28 Comp., 335 Yards
11/15/1992	vs. San Diego Chargers	Mike Tomczak	32 Att., 18 Comp., 322 Yards
11/21/1993	vs. Houston Oilers	Todd Philcox	47 Att., 22 Comp., 316 Yards
12/12/1993	at Houston Oilers	Vinny Testaverde	37 Att., 19 Comp., 319 Yards
10/29/1995	at Cincinnati Bengals	Eric Zeier	46 Att., 26 Comp., 310 Yards
12/3/1995	at San Diego Chargers	Vinny Testaverde	41 Att., 28 Comp., 303 Yards
12/24/1995	at Jacksonville Jaguars	Vinny Testaverde	45 Att., 28 Comp., 325 Yards
9/17/2000	vs. Pittsburgh Steelers	Tim Couch	31 Att., 23 Comp., 316 Yards
12/10/2000	vs. Philadelphia Eagles	Doug Pederson	40 Att., 29 Comp., 309 Yards
12/30/2001	at Tennessee Titans	Tim Couch	27 Att., 20 Comp., 336 Yards
9/8/2002	vs. Kansas City Chiefs	Kelly Holcomb	39 Att., 27 Comp., 326 Yards
9/22/2002	at Tennessee Titans	Tim Couch	50 Att., 36 Comp., 326 Yards
1/5/2003	at Pittsburgh Steelers (playoffs)	Kelly Holcomb	43 Att., 26 Comp., 429 Yards
11/16/2003	vs. Arizona Cardinals	Kelly Holcomb	35 Att., 29 Comp., 392 Yards
10/17/2004	vs. Cincinnati Bengals	Jeff Garcia	23 Att., 16 Comp., 310 Yards
11/28/2004	at Cincinnati Bengals	Kelly Holcomb	39 Att., 30 Comp., 413 Yards
9/18/2005	at Green Bay Packers	Trent Diller	32 Att., 21 Comp., 336 Yards
9/16/2007	vs. Cincinnati Bengals	Derek Anderson	33 Att., 20 Comp., 328 Yards
11/4/2007	vs. Seattle Seahawks	Derek Anderson	48 Att., 29 Comp., 364 Yards
12/2/2007	at Arizona Cardinals	Derek Anderson	41 Att., 21 Comp., 304 Yards
10/13/2008	vs. New York Giants	Derek Anderson	29 Att., 18 Comp., 310 Yards
11/22/2009	at Detroit Lions	Brady Quinn	33 Att., 21 Comp., 304 Yards
10/2/2011	vs. Tennessee Titans	Colt McCoy	61 Att., 40 Comp., 350 Yards

# ALL-TIME 100-YARD RECEIVING GAMES

DATE	OPPONENT	PLAYER	REC, YARDS
9/16/1950	at Philadelphia Eagles	Mac Speedie	7 Rec., 109 Yards
9/24/1950	at Baltimore Colts	Dante Lavelli	5 Rec., 115 Yards
10/15/1950	vs. Chicago Cardinals	Dante Lavelli	6 Rec., 131 Yards
10/15/1950	vs. Chicago Cardinals	Mac Speedie	6 Rec., 106 Yards
12/10/1950	at Washington Redskins	Dub Jones	10 Rec., 161 Yards
12/24/1950	vs. Los Angeles Rams (playoffs)	Dante Lavelli	11 Rec., 128 Yards
9/30/1951	at San Francisco 49ers	Dub Jones	5 Rec., 143 Yards
10/27/1951	vs. New York Giants	Dub Jones	7 Rec., 116 Yards
11/25/1951	vs. Chicago Bears	Mac Speedie	6 Rec., 144 Yards
10/12/1952	vs. New York Giants	Mac Speedie	8 Rec., 161 Yards
10/19/1952	at Philadelphia Eagles	Dub Jones	6 Rec., 121 Yards
11/9/1952	vs. Chicago Cardinals	Mac Speedie	11 Rec., 157 Yards
11/16/1952	vs. Pittsburgh Steelers	Dante Lavelli	6 Rec., 107 Yards
11/23/1952	vs. Philadelphia Eagles	Mac Speedie	7 Rec., 156 Yards
11/30/1952	at Washington Redskins	Dante Lavelli	5 Rec., 106 Yards
12/14/1952	at New York Giants	Harry Jagade	4 Rec., 103 Yards
10/4/1953	at Chicago Cardinals	Dante Lavelli	4 Rec., 137 Yards
10/10/1953	vs. Philadelphia Eagles	Darrel Brewster	6 Rec., 122 Yards
11/15/1953	vs. San Francisco 49ers	Dante Lavelli	6 Rec., 137 Yards
11/29/1953	vs. Chicago Cardinals	Ray Renfro	4 Rec., 105 Yards
12/6/1953	vs. New York Giants	Darrel Brewster	7 Rec., 182 Yards
12/13/1953	at Philadelphia Eagles	Darrel Brewster	5 Rec., 103 Yards
10/17/1954	at Pittsburgh Steelers	Dante Lavelli	7 Rec., 134 Yards
11/7/1954	vs. Washington Redskins	Darrel Brewster	7 Rec., 114 Yards
11/28/1954	at New York Giants	Darrel Brewster	8 Rec., 126 Yards
12/5/1954	at Washington Redskins	Dante Lavelli	5 Rec., 128 Yards
10/9/1955	vs. Philadelphia Eagles	Dante Lavelli	6 Rec., 108 Yards
10/16/1955	at Washington Redskins	Darrel Brewster	6 Rec., 109 Yards
11/27/1955	at New York Giants	Darrel Brewster	5 Rec., 107 Yards
11/27/1955	at New York Giants	Ray Renfro	5 Rec., 130 Yards
12/11/1955	vs. Chicago Cardinals	Ray Renfro	6 Rec., 110 Yards
11/11/1956	vs. Baltimore Colts	Ray Renfro	5 Rec., 100 Yards
10/13/1957	vs. Philadelphia Eagles	Darrel Brewster	4 Rec., 105 Yards
11/3/1957	vs. Washington Redskins	Darrel Brewster	5 Rec., 103 Yards
11/17/1957	at Washington Redskins	Darrel Brewster	6 Rec., 124 Yards
11/17/1957	at Washington Redskins	Ray Renfro	4 Rec., 113 Yards
11/17/1957	at Washington Redskins	Preston Carpenter	6 Rec., 112 Yards
12/1/1957	vs. Chicago Cardinals	Ray Renfro	3 Rec., 109 Yards
12/15/1957	at New York Giants	Ray Renfro	4 Rec., 130 Yards
10/5/1958	at Pittsburgh Steelers	Preston Carpenter	7 Rec., 131 Yards
10/26/1958	at Chicago Cardinals	Ray Renfro	5 Rec., 108 Yards
11/16/1958	at Washington Redskins	Preston Carpenter	4 Rec., 115 Yards
11/30/1958	vs. Washington Redskins	Ray Renfro	3 Rec., 100 Yards
10/25/1959	vs. Washington Redskins	Bobby Mitchell	3 Rec., 107 Yards
11/22/1959	vs. Pittsburgh Steelers	Ray Renfro	5 Rec., 161 Yards
10/2/1960	vs. Pittsburgh Steelers	Rich Kreitling	3 Rec., 157 Yards
11/20/1960	at Pittsburgh Steelers	Gern Nagler	10 Rec., 177 Yards
12/15/1960	at New York Giants	Bobby Mitchell	9 Rec., 133 Yards
9/17/1961	at Philadelphia Eagles	Ray Renfro	4 Rec., 104 Yards
10/15/1961	vs. Green Bay Packers	Ray Renfro	7 Rec., 100 Yards
11/26/1961	vs. New York Giants	Ray Renfro	7 Rec., 166 Yards
10/27/1962	at St. Louis Cardinals	Ray Renfro	6 Rec., 152 Yards
12/2/1962	at Dallas Cowboys	Rich Kreitling	7 Rec., 125 Yards
9/15/1963	vs. Washington Redskins	Jim Brown	3 Rec., 100 Yards
12/1/1963	at St. Louis Cardinals	Gary Collins	4 Rec., 100 Yards
12/27/1964	vs. Baltimore Colts (playoffs)	Gary Collins	5 Rec., 130 Yards
9/20/1964	vs. St. Louis Cardinals	Gary Collins	6 Rec., 105 Yards
10/4/1964	vs. Dallas Cowboys	Paul Warfield	5 Rec., 123 Yards
11/22/1964	at Green Bay Packers	Paul Warfield	7 Rec., 126 Yards
12/12/1964	at New York Giants	Paul Warfield	5 Rec., 103 Yards
9/26/1965	vs. St. Louis Cardinals	Gary Collins	6 Rec., 116 Yards
10/24/1965	at New York Giants	Gary Collins	3 Rec., 121 Yards
10/31/1965	vs. Minnesota Vikings	Gary Collins	4 Rec., 116 Yards
11/7/1965	vs. Philadelphia Eagles	Gary Collins	8 Rec., 128 Yards
11/14/1965	vs. New York Giants	Emie Green	7 Rec., 160 Yards
12/4/1966	vs. New York Giants	Gary Collins	5 Rec., 120 Yards
12/17/1966	at St. Louis Cardinals	Paul Warfield	6 Rec., 161 Yards
12/17/1966	at St. Louis Cardinals	Gary Collins	5 Rec., 126 Yards
10/1/1967	at New Orleans Saints	Paul Warfield	4 Rec., 107 Yards
10/22/1967	vs. Chicago Bears	Gary Collins	7 Rec., 106 Yards
10/29/1967	at New York Giants	Paul Warfield	5 Rec., 126 Yards
10/13/1968	vs. St. Louis Cardinals	Milt Morin	8 Rec., 151 Yards
11/10/1968	vs. New Orleans Saints	Paul Warfield	5 Rec., 107 Yards
11/10/1968	vs. New Orleans Saints	Leroy Kelly	3 Rec., 104 Yards
11/17/1968	at Pittsburgh Steelers	Milt Morin	5 Rec., 103 Yards
11/24/1968	vs. Philadelphia Eagles	Milt Morin	2 Rec., 108 Yards
12/1/1968	vs. New York Giants	Paul Warfield	6 Rec., 137 Yards
12/8/1968	at Washington Redskins	Milt Morin	6 Rec., 133 Yards

DATE	OPPONENT	PLAYER	REC, YARDS
12/14/1968	at St. Louis Cardinals	Paul Warfield	3 Rec., 104 Yards
10/5/1969	vs. Detroit Lions	Paul Warfield	7 Rec., 106 Yards
10/18/1969	vs. Pittsburgh Steelers	Gary Collins	7 Rec., 103 Yards
11/2/1969	vs. Dallas Cowboys	Milt Morin	7 Rec., 101 Yards
11/16/1969	at Pittsburgh Steelers	Paul Warfield	5 Rec., 132 Yards
11/30/1969	at Chicago Bears	Gary Collins	6 Rec., 126 Yards
12/14/1969	at St. Louis Cardinals	Paul Warfield	4 Rec., 119 Yards
9/27/1970	at San Francisco 49ers	Fair Hooker	4 Rec., 157 Yards
11/22/1970	vs. Houston Oilers	Chip Glass	3 Rec., 102 Yards
10/10/1971	vs. Pittsburgh Steelers	Milt Morin	8 Rec., 126 Yards
11/14/1971	at Kansas City Chiefs	Frank Pitts	5 Rec., 129 Yards
12/5/1971	vs. Cincinnati Bengals	Frank Pitts	5 Rec., 103 Yards
10/1/1972	vs. Cincinnati Bengals	Frank Pitts	4 Rec., 105 Yards
10/27/1974	vs. Denver Broncos	Hugh McKinnis	6 Rec., 111 Yards
11/23/1975	vs. Cincinnati Bengals	Greg Pruitt	7 Rec., 106 Yards
12/14/1975	vs. Kansas City Chiefs	Reggie Rucker	6 Rec., 130 Yards
10/3/1976	vs. Cincinnati Bengals	Reggie Rucker	9 Rec., 141 Yards
11/13/1977	at Pittsburgh Steelers	Reggie Rucker	4 Rec., 104 Yards
9/3/1978	vs. San Francisco 49ers	Reggie Rucker	3 Rec., 113 Yards
11/5/1978	at Houston Oilers	Ozzie Newsome	4 Rec., 124 Yards
11/19/1978	at Baltimore Colts	Reggie Rucker	6 Rec., 123 Yards
11/19/1978	at Baltimore Colts	Calvin Hill	3 Rec., 113 Yards
9/2/1979	at New York Jets	Dave Logan	6 Rec., 115 Yards
11/4/1979	at Philadelphia Eagles	Reggie Rucker	5 Rec., 106 Yards
11/18/1979	vs. Miami Dolphins	Reggie Rucker	9 Rec., 177 Yards
11/25/1979	at Pittsburgh Steelers	Dave Logan	7 Rec., 135 Yards
9/21/1980	vs. Kansas City Chiefs	Charles White	7 Rec., 100 Yards
10/26/1980	vs. Pittsburgh Steelers	Dave Logan	8 Rec., 131 Yards
12/7/1980	vs. New York Jets	Reggie Rucker	5 Rec., 108 Yards
10/11/1981	at Pittsburgh Steelers	Ozzie Newsome	5 Rec., 120 Yards
10/18/1981	vs. New Orleans Saints	Greg Pruitt	7 Rec., 113 Yards
10/25/1981	vs. Baltimore Colts	Greg Pruitt	9 Rec., 104 Yards
12/20/1981	at Seattle Seahawks	Dave Logan	5 Rec., 101 Yards
9/19/1982	vs. Philadelphia Eagles	Ozzie Newsome	8 Rec., 122 Yards
12/5/1982	vs. San Diego Chargers	Ozzie Newsome	10 Rec., 140 Yards
1/2/1983	at Pittsburgh Steelers	Ozzie Newsome	9 Rec., 123 Yards
1/2/1983	at Pittsburgh Steelers	Ricky Feacher	7 Rec., 109 Yards
1/8/1983	at Los Angeles Raiders (playoffs)	Ricky Feacher	4 Rec., 124 Yards
9/25/1983	at San Diego Chargers	Dave Logan	8 Rec., 121 Yards
10/16/1983	at Pittsburgh Steelers	Ozzie Newsome	9 Rec., 103 Yards
11/27/1983	vs. Baltimore Colts	Ozzie Newsome	8 Rec., 108 Yards
9/16/1984	vs. Denver Broncos	Dunel Harris	5 Rec., 104 Yards
10/7/1984	vs. New England Patriots	Duniel Harris	8 Rec., 136 Yards
10/14/1984	vs. New York Jets	Ozzie Newsome	14 Rec., 191 Yards
11/25/1984	vs. Houston Oilers	Ozzie Newsome	10 Rec., 102 Yards
10/6/1985	vs. New England Patriots	Brian Brennan	7 Rec., 104 Yards
10/13/1985	at Houston Oilers	Clarence Weathers	3 Rec., 146 Yards
9/14/1986	at Houston Oilers	Reggie Langhorne	3 Rec., 115 Yards
10/5/1986	at Pittsburgh Steelers	Reggie Langhorne	4 Rec., 108 Yards
11/23/1986	vs. Pittsburgh Steelers	Webster Slaughter	6 Rec., 134 Yards
12/21/1986	vs. San Diego Chargers	Brian Brennan	7 Rec., 176 Yards
1/3/1987	vs. New York Jets (playoffs)	Ozzie Newsome	6 Rec., 114 Yards
10/18/1987	at Cincinnati Bengals	Brian Brennan	10 Rec., 139 Yards
12/13/1987	vs. Cincinnati Bengals	Webster Slaughter	5 Rec., 119 Yards
12/20/1987	at Los Angeles Raiders	Webster Slaughter	7 Rec., 115 Yards
1/17/1988	at Denver Broncos (playoffs)	Earnest Byner	7 Rec., 120 Yards
10/30/1988	vs. Cincinnati Bengals	Clarence Weathers	7 Rec., 140 Yards
12/18/1988	vs. Houston Oilers	Webster Slaughter	6 Rec., 136 Yards
10/15/1989	vs. Pittsburgh Steelers	Webster Slaughter	7 Rec., 106 Yards
10/23/1989	vs. Chicago Bears	Webster Slaughter	8 Rec., 186 Yards
10/29/1989	vs. Houston Oilers	Webster Slaughter	4 Rec., 184 Yards
12/10/1989	at Indianapolis Colts	Webster Slaughter	6 Rec., 152 Yards
12/17/1989	vs. Minnesota Vikings	Reggie Langhorne	6 Rec., 140 Yards
1/6/1990	vs. Buffalo Bills (playoffs)	Webster Slaughter	3 Rec., 114 Yards
10/8/1990	at Denver Broncos	Webster Slaughter	7 Rec., 123 Yards
11/18/1990	vs. Houston Oilers	Webster Slaughter	6 Rec., 104 Yards
12/30/1990	at Cincinnati Bengals	Webster Slaughter	6 Rec., 115 Yards
9/15/1991	vs. Cincinnati Bengals	Webster Slaughter	8 Rec., 107 Yards
11/3/1991	at Cincinnati Bengals	Webster Slaughter	5 Rec., 107 Yards
11/17/1991	at Houston Oilers	Leroy Hoard	10 Rec., 107 Yards
12/22/1991	at Pittsburgh Steelers	Webster Slaughter	11 Rec., 138 Yards
9/20/1992	at Los Angeles Raiders	Eric Metcalf	5 Rec., 177 Yards
11/15/1992	vs. San Diego Chargers	Lawyer Tillman	8 Rec., 148 Yards
9/13/1993	vs. San Francisco 49ers	Michael Jackson	5 Rec., 105 Yards
10/24/1993	vs. Pittsburgh Steelers	Michael Jackson	2 Rec., 106 Yards
11/21/1993	vs. Houston Oilers	Mark Carrier	7 Rec., 123 Yards
12/12/1993	at Houston Oilers	Eric Metcalf	5 Rec., 101 Yards
1/2/1994	at Pittsburgh Steelers	Mark Carrier	4 Rec., 118 Yards
9/18/1994	vs. Arizona Cardinals	Derrick Alexander	6 Rec., 136 Yards
10/2/1994	vs. New York Jets	Derrick Alexander	7 Rec., 105 Yards

DATE	OPPONENT	PLAYER	REC, YARDS
12/4/1994	vs. New York Giants	Derrick Alexander	7 Rec., 171 Yards
11/1/1995	vs. New England Patriots (playoffs)	Michael Jackson	7 Rec., 122 Yards
9/3/1995	at New England Patriots	Michael Jackson	7 Rec., 157 Yards
10/2/1995	vs. Buffalo Bills	Andre Rison	6 Rec., 126 Yards
10/22/1995	vs. Jacksonville Jaguars	Rico Smith	6 Rec., 106 Yards
10/29/1995	at Cincinnati Bengals	Andre Rison	7 Rec., 173 Yards
11/19/1995	vs. Green Bay Packers	Keenan McCardell	4 Rec., 102 Yards
12/24/1995	at Jacksonville Jaguars	Michael Jackson	7 Rec., 130 Yards
10/3/1999	vs. New England Patriots	Kevin Johnson	6 Rec., 131 Yards
12/12/1999	at Cincinnati Bengals	Kevin Johnson	7 Rec., 135 Yards
12/19/1999	vs. Jacksonville Jaguars	Darrin Chiaverini	10 Rec., 108 Yards
10/1/2000	vs. Baltimore Ravens	David Patten	7 Rec., 113 Yards
10/29/2000	vs. Cincinnati Bengals	Kevin Johnson	6 Rec., 102 Yards
10/14/2001	at Cincinnati Bengals	Kevin Johnson	8 Rec., 153 Yards
11/25/2001	vs. Cincinnati Bengals	Kevin Johnson	6 Rec., 113 Yards
9/8/2002	vs. Kansas City Chiefs	Quincy Morgan	9 Rec., 151 Yards
10/6/2002	vs. Baltimore Ravens	Dennis Northcutt	8 Rec., 165 Yards
12/8/2002	at Jacksonville Jaguars	Quincy Morgan	3 Rec., 118 Yards
1/5/2003	at Pittsburgh Steelers (playoffs)	Kevin Johnson	4 Rec., 140 Yards
9/21/2003	at San Francisco 49ers	Kevin Johnson	11 Rec., 109 Yards
11/16/2003	vs. Arizona Cardinals	Quincy Morgan	5 Rec., 116 Yards
11/16/2003	vs. Arizona Cardinals	Andre Davis	7 Rec., 117 Yards
12/14/2003	at Denver Broncos	Dennis Northcutt	3 Rec., 115 Yards
10/10/2004	at Pittsburgh Steelers	Andre Davis	5 Rec., 101 Yards
10/17/2004	vs. Cincinnati Bengals	Lee Suggs	5 Rec., 100 Yards
11/28/2004	at Cincinnati Bengals	Antonio Bryant	8 Rec., 131 Yards
12/5/2004	vs. New England Patriots	Antonio Bryant	7 Rec., 115 Yards
12/26/2004	at Miami Dolphins	Dennis Northcutt	4 Rec., 114 Yards
9/11/2005	vs. Cincinnati Bengals	Frisman Jackson	8 Rec., 128 Yards
9/18/2005	at Green Bay Packers	Braylon Edwards	3 Rec., 107 Yards
9/18/2005	at Green Bay Packers	Steve Heiden	6 Rec., 104 Yards
1/1/2006	vs. Baltimore Ravens	Antonio Bryant	9 Rec., 123 Yards
9/17/2006	at Cincinnati Bengals	Braylon Edwards	4 Rec., 110 Yards
9/24/2006	vs. Baltimore Ravens	Braylon Edwards	5 Rec., 116 Yards
11/19/2006	vs. Pittsburgh Steelers	Braylon Edwards	7 Rec., 137 Yards
12/7/2006	at Pittsburgh Steelers	Joe Jurevicius	7 Rec., 111 Yards
9/16/2007	vs. Cincinnati Bengals	Kellen Winslow	6 Rec., 100 Yards
9/16/2007	vs. Cincinnati Bengals	Braylon Edwards	8 Rec., 146 Yards
10/7/2007	at New England Patriots	Braylon Edwards	6 Rec., 110 Yards
10/28/2007	at St. Louis Rams	Braylon Edwards	8 Rec., 117 Yards
11/4/2007	vs. Seattle Seahawks	Kellen Winslow	11 Rec., 125 Yards
11/25/2007	vs. Houston Texans	Kellen Winslow	10 Rec., 107 Yards
12/2/2007	at Arizona Cardinals	Braylon Edwards	7 Rec., 149 Yards
10/13/2008	vs. New York Giants	Braylon Edwards	5 Rec., 154 Yards
11/17/2008	at Buffalo Bills	Braylon Edwards	8 Rec., 104 Yards
12/15/2008	at Philadelphia Eagles	Braylon Edwards	5 Rec., 102 Yards
10/4/2009	vs. Cincinnati Bengals	Mohamed Massaquoi	8 Rec., 148 Yards
11/22/2009	at Detroit Lions	Mohamed Massaquoi	5 Rec., 115 Yards
12/5/2010	at Miami Dolphins	Benjamin Watson	10 Rec., 100 Yards
12/18/2011	at Arizona Cardinals	Greg Little	5 Rec., 131 Yards

## UNDRAFTED ROOKIES ON OPENING DAY

Since 1999, the Browns have had 22 undrafted free agents appear on the season opening 53-man roster during their rookie campaign. The most to appear on a single opening day roster is four, which occurred in 1999.

### BROWNS UNDRAFTED FREE AGENTS ON OPENING DAY ROSTER SINCE 1999

YEAR	PLAYERS	POS.	YEAR	PLAYERS	POS.
1999	Mark Campbell	TE	2003	Leigh Bodden	DB
	Arnold Miller	DL		Sherrod Coates	LB
	Randy Palmer	TE		C.J. Jones	WR
	Ronnie Powell	WR	2004	Richard Alston	WR
2000	Shaun O' Hara	OL	2005	Joshua Cribbs	WR
	Kevin Thompson	QB		Simon Fraser	DL
	Jamel White	RB	2007	Charles Ali	FB
2001	Terrance Sykes	OL	2008	Gerard Lawson	DB
2002	Frisman Jackson	WR	2009	Phil Trautwein	OL
	Kalvin Pearson	DB	2011	James Dockery	DB
				Armond Smith	RB
				Quinton Spears	LB

# 100-YARD RUSHER, 100-YARD RECEIVER OR 300-YARD PASSER IN SAME GAME

DATE	OPPONENT	PLAYER 100-YARD REC	REC/ YARDS	PLAYER 100-YARD RUSH	ATT/ YARDS	PLAYER 300-YARD PASSER	ATT/ COMPI YARDS
9/24/1950	at Baltimore Colts	Dante Lavelli	5-115	Ken Carpenter	3-100		
11/25/1951	vs. Chicago Bears	Mac Speedie	6-144	Dub Jones	9-116		
11/30/1952	at Washington Redskins	Dante Lavelli	5-106	Harry Jagade	16-147		
11/3/1957	vs. Washington Redskins	Darrel Brewster	5-103	Jim Brown	21-109		
12/15/1957	at New York Giants	Ray Renfro	4-130	Lew Carpenter	22-117		
10/5/1958	at Pittsburgh Steelers	Preston Carpenter	7-131	Jim Brown	17-129		
10/26/1958	at Chicago Cardinals	Ray Renfro	5-108	Jim Brown	24-180		
11/16/1958	at Washington Redskins	Preston Carpenter	4-115	Jim Brown	27-152		
10/25/1959	vs. Washington Redskins	Bobby Mitchell	3-107	Jim Brown	17-122		
11/22/1959	vs. Pittsburgh Steelers	Ray Renfro	5-161	Jim Brown	15-111		
12/15/1960	at New York Giants	Bobby Mitchell	9-133	Jim Brown	14-110		
9/15/1963	vs. Washington Redskins	Jim Brown	3-100	Jim Brown	15-162	Frank Ryan	31-21-334
12/1/1963	at St. Louis Cardinals	Gary Collins	4-100	Jim Brown	29-179		
12/27/1963	vs. Baltimore Colts (playoffs)	Gary Collins	5-130	Jim Brown	27-114		
9/26/1965	vs. St. Louis Cardinals	Gary Collins	6-116	Jim Brown	17-110		
10/24/1965	at New York Giants	Gary Collins	3-121	Jim Brown	24-177		
11/7/1965	vs. Philadelphia Eagles	Gary Collins	8-128	Jim Brown	20-131		
11/14/1965	vs. New York Giants	Ernie Green	7-160	Jim Brown	20-156		
12/4/1966	vs. New York Giants	Gary Collins	5-120	Leroy Kelly	13-126	Frank Ryan	27-16-326
10/1/1967	at New Orleans Saints	Paul Warfield	4-107	Leroy Kelly	20-110		
10/22/1967	vs. Chicago Bears	Gary Collins	7-106	Leroy Kelly	18-111		
11/10/1968	vs. New Orleans Saints	Leroy Kelly	3-104	Leroy Kelly	17-127		
		Paul Warfield	5-107				
11/24/1968	vs. Philadelphia Eagles	Milt Morin	2-108	Leroy Kelly	20-108		
12/5/1971	vs. Cincinnati Bengals	Frank Pitts	5-103	Leroy Kelly	23-127		
11/23/1975	vs. Cincinnati Bengals	Greg Pruitt	7-106	Greg Pruitt	17-121		
12/14/1975	vs. Kansas City Chiefs	Reggie Rucker	6-130	Greg Pruitt	26-214		
11/13/1977	at Pittsburgh Steelers	Reggie Rucker	4-104	Greg Pruitt	19-108		
9/3/1978	vs. San Francisco 49ers	Reggie Rucker	3-113	Greg Pruitt	22-106		
11/4/1979	at Philadelphia Eagles	Reggie Rucker	5-106	Mike Pruitt	17-104		
10/16/1983	at Pittsburgh Steelers	Ozzie Newsome	9-103	Boyce Green	28-137	Brian Sipe	49-27-310
11/27/1983	vs. Baltimore Colts	Ozzie Newsome	8-108	Mike Pruitt	24-110	Brian Sipe	33-20-313
10/6/1985	vs. New England Patriots	Brian Brennan	7-104	Kevin Mack	20-115		
11/23/1986	vs. Pittsburgh Steelers (OT)	Webster Slaughter	6-134	Kevin Mack	24-106	Bernie Kosar	46-28-414
12/13/1987	vs. Cincinnati Bengals	Webster Slaughter	5-119	Kevin Mack	27-133		
12/8/2002	at Jacksonville Jaguars	Quincy Morgan	3-118	William Green	26-119		
10/17/2004	vs. Cincinnati Bengals	Lee Suggs	5-100	William Green	25-115	Jeff Garcia	23-16-310
12/26/2004	at Miami Dolphins	Dennis Northcutt	4-114	Lee Suggs	38-143		
9/18/2005	at Green Bay Packers	Braylon Edwards	3-107			Trent Dilfer	32-21-336
		Steve Heiden	6-104				
9/16/2007	vs. Cincinnati Bengals	Braylon Edwards	8-146	Jamal Lewis	27-216	Derek Anderson	33-20-328
		Kellen Winslow	6-100				
11/4/2007	vs. Seattle Seahawks	Kellen Winslow	11-125			Derek Anderson	48-29-364
11/25/2007	vs. Houston Texans	Kellen Winslow	10-107	Jamal Lewis	29-134		
12/2/2007	at Arizona Cardinals	Braylon Edwards	7-149			Derek Anderson	41-21-304
10/13/2008	vs. New York Giants	Braylon Edwards	5-154			Derek Anderson	29-18-310
10/4/2009	vs. Cincinnati Bengals	Mohamed Massaquoi	8-148	Jerome Harrison	29-121		
11/22/2009	at Detroit Lions	Mohamed Massaquoi	5-115			Brady Quinn	33-21-304

## EXPERIENCED STAFF

The Browns have one of the more experienced coaching staffs in the NFL. In fact, seven members of the staff previously served as a head coach, either at the professional or collegiate level, including each of the team's three coordinators. This includes three who were a head coach in the NFL. In addition, the fathers of three other members of the Browns' staff were either a head coach or general manager in the NFL. Les Steckel, father of Assistant to the Head Coach Luke Steckel, was the head coach with the Minnesota Vikings in 1984. Hank Bulough, father of defensive assistant Chuck Bulough, was the head coach with the Buffalo Bills from 1985-86. John Beake, the father of offensive assistant Chris Beake, was the general manager with the Denver Broncos from 1984-98.

### BROWNS COACHES WITH HEAD COACHING EXPERIENCE

NAME	CURRENT POSITION	HEAD COACH	YEAR(S)
Brad Childress	Offensive Coordinator	Minnesota Vikings	2006-10
Dick Jauron	Defensive Coordinator	Chicago Bears	1999-2003
		Detroit Lions	2005
		Buffalo Bills	2006-09
Chris Tabor	Special Teams Coordinator	Culver-Stockton College	2001
Steve Hagen	Tight Ends	Wartburg (Iowa) College	1996
Shawn Mennenga	Special Teams Assistant	Culver-Stockton College	2002-04
Ray Rhodes	Senior Assistant-Defense	Philadelphia Eagles	1995-98
		Green Bay Packers	1999
Mark Whipple	Quarterbacks	University of New Haven	1988-93
		Brown University	1994-97
		University of Massachusetts	1998-2003

## Punt Returned For a TD

**By Browns:** Joshua Cribbs, 84 yards (12/24/11 at BAL)  
**By Opponent:** Lardarius Webb, 68 yards (12/4/11 vs. BAL)

## Kickoff Returned For a TD

**By Browns:** Joshua Cribbs, 100 & 103 yards (12/20/09 at KC)  
**By Opponent:** Jacoby Ford, 101 yards (10/16/11 at OAK)

## Interception Returned For a TD

**By Browns:** (2) David Bowens, 30 & 64 yards (10/24/10 at NO)  
**By Opponent:** Jordan Babineaux, 97 yards (10/2/11 vs. TEN)

## Two Interceptions in Same Game

**By Browns:** T.J. Ward (11/21/10 at JAC)  
**By Opponent:** Ed Reed (12/26/10 vs. BAL)

## Three Interceptions in Same Game

**By Browns:** Anthony Henry (11/18/01 at BAL)  
**By Opponent:** Leon Hall (12/21/08 vs. CIN)

## Fumble Returned For a TD

**By Browns:** Abram Elam, 18 yards (11/21/10 at JAC)  
**By Opponent:** Andy Studebaker, recovered in end zone (12/20/09 at KC)

## Punt Blocked Returned For a TD

**By Browns:** Andre King, 28 yards (11/30/03 at SEA)  
**By Opponent:** Chris Martin, 31 yards; Kevin Ross, 4 yards (9/30/90 vs. KC)

## Punt Blocked

**By Browns:** Team Block (11/30/03 at SEA)  
**By Opponent:** Bubba McDowell (11/21/1993 vs. HOU)

## Shutout

**By Browns:** at Cleveland 8, Buffalo Bills 0 (12/16/07)  
**By Opponent:** vs. Baltimore 16, Cleveland 0 (11/16/09)

## PAT Unsuccessful

**By Browns:** Phil Dawson (blocked) (11/1/09 at CHI)  
**By Opponent:** Steve Hauschka (blocked) (11/16/09 vs. BAL)

## Two-Point Conversion

**By Browns:** Jamal Lewis run (11/22/09 at DET)  
**By Opponent:** Hines Ward from Ben Roethlisberger (11/11/07 at PIT)

## Field Goal Blocked

**By Browns:** Shaun Rogers (12/5/10 at MIA)  
**By Opponent:** (2) Red Bryant (10/23/11 vs. SEA)

## Field Goal Blocked Returned for TD

**By Browns:** Leigh Bodden, 59 yards (11/13/05 at PIT)  
**By Opponent:** None

## Safety Scored

**By Browns:** Matthew Stafford intentional grounding in end zone (11/22/09 at DET)  
**By Opponent:** Holding penalty on Cleveland in end zone (9/19/04 at DAL)

## 100 Yards Rushing

**By Browns:** Peyton Hillis, 112 yards (12/24/11 at BAL)  
**By Opponent:** Ray Rice, 204 yards (12/4/11 vs. BAL)

## 100 Yards Rushing in a Half

**By Browns:** Peyton Hillis, 111 yards in second half (11/7/10 vs. NE)  
**By Opponent:** Ray Rice, 107 yards in first half (12/4/11 vs. BAL)

## 200 Yards Rushing

**By Browns:** Jerome Harrison, 286 yards (12/20/09 at KC)  
**By Opponent:** Ray Rice, 204 yards (12/4/11 vs. BAL)

## Back-to-Back 100-Yard Rushing Games

**By Browns:** Peyton Hillis, 144 yards (9/26/10 at BAL)  
 Peyton Hillis, 102 yards (10/3/10 vs. CIN)  
**By Opponent:** Cedric Benson, 106 yards (11/27/11 at CIN)  
 Ray Rice, 204 yards (12/4/11 vs. BAL)

## Two 100-yard Rushers in Same Game

**By Browns:** Leroy Kelly, 113 yards  
 Ernie Green, 103 yards (10/8/66 vs. PIT)  
**By Opponent:** Arian Foster, 124 yards  
 Ben Tate, 115 yards (11/6/11 at HOU)

## Two Rushing Touchdowns

**By Browns:** Peyton Hillis (9/18/11 at IND)  
**By Opponent:** Rashard Mendenhall (12/11 vs. PIT)

## Three Rushing Touchdowns

**By Browns:** Peyton Hillis (11/28/10 vs. CAR)  
**By Opponent:** Adrian Peterson (9/13/09 vs. MIN)

## Four Rushing Touchdowns

**By Browns:** Jamal Lewis (11/4/07 vs. SEA)  
**By Opponent:** None

## Successful Onside Kick

**By Browns:** October 16, 2011 (vs. OAK)  
**By Opponent:** December 9, 2007 (at NYJ)

## OT Game Won

**By Browns:** Cleveland 33 at Baltimore 30 (11/18/07)  
**By Opponent:** Arizona 20 vs. Cleveland 17 (12/18/11)

## 300 Yards Passing

**By Browns:** Colt McCoy, 350 yards (40-61, 1 TD) (10/2/11 vs. TEN)  
**By Opponent:** John Skelton, 313 yards (28-46, 1 TD, 1 INT) (12/18/11 at ARI)

## Back-to-Back 300-Yard Passing Games

**By Browns:** Brian Sipe, 391 yards (24-39) (10/19/80 vs. GB)  
 Brian Sipe, 349 yards (28-46) (10/26/80 vs. PIT)  
**By Opponent:** Matt Cassel, 331 yards (22-40, 2 TDs) (12/20/09 at KC)  
 Charlie Frye, 333 yards (26-45, 0 TDs) (12/27/09 vs. OAK)

## 400 Yards Passing

**By Browns:** Kelly Holcomb, 413 yards (30-39, 5 TDs) (11/28/04 at CIN)  
**By Opponent:** Matthew Stafford, 422 yards (26-43, 5 TDs) (11/22/09 at DET)

## Two Touchdown Passes

**By Browns:** Colt McCoy (11/27/11 at CIN)  
**By Opponent:** Joe Flacco (12/24/11 at BAL)

## Three Touchdown Passes

**By Browns:** Brady Quinn (12/6/09 vs. SD)  
**By Opponent:** Ben Roethlisberger (10/17/10 at PIT)

## Four Touchdown Passes

**By Browns:** Brady Quinn (11/22/09 at DET)  
**By Opponent:** (5) Matthew Stafford (11/22/09 at DET)

## Five Touchdown Passes

**By Browns:** Derek Anderson (9/16/07 vs. CIN)  
**By Opponent:** Matthew Stafford (11/22/09 at DET)

## Six Touchdown Passes

**By Browns:** None  
**By Opponent:** Carson Palmer (9/16/07 vs. CIN)

## 100 Yards Receiving

**By Browns:** Greg Little, 131 yards (12/18/11 at ARI)  
**By Opponent:** Antonio Brown, 151 yards (12/8/11 at PIT)

## 100 Yards Receiving in a Half

**By Browns:** Greg Little, 119 yards in second half (12/18/11 at ARI)  
**By Opponent:** Antonio Brown, 106 yards in second half (12/8/11 at PIT)

## Two 100-Yard Receivers in Same Game

**By Browns:** Braylon Edwards, 146 yards  
 Kellen Winslow, 100 yards (9/16/07 vs. CIN)  
**By Opponent:** Calvin Johnson, 161  
 Kevin Smith, 104 (11/22/09 at DET)

## Back-to-Back 100-Yard Receiving Games

**By Browns:** Kellen Winslow, 111 yards (11/6/08 vs. DEN)  
 Braylon Edwards, 104 yards (11/17/08 at BUF)  
**By Opponent:** Terrell Owens, 222 yards (10/3/10 vs. CIN)  
 Roddy White, 101 yards (10/10/10 vs. ATL)

## 200 Yards Receiving

**By Browns:** None  
**By Opponent:** Terrell Owens, 222 yards (10/3/10 vs. CIN)

## Two Receiving Touchdowns

**By Browns:** Jerome Harrison (12/6/09 vs. SD)  
**By Opponent:** Aaron Hernandez (11/7/10 vs. NE)

## Three Receiving Touchdowns

**By Browns:** Braylon Edwards (10/14/07 vs. MIA)  
**By Opponent:** Anquan Boldin (9/26/10 vs. BAL)

## 500 Yards Total Offense

**By Browns:** 554 yards (9/16/07 vs. CIN)  
**By Opponent:** 543 yards (10/18/09 at PIT)

## Two Sacks

**By Browns:** Chris Gocong/Jabaal Sheard (12/18/11 at ARI)  
**By Opponent:** O'Brien Schofield (12/18/11 at ARI)

## Three Sacks

**By Browns:** Kenard Lang (9/12/04 vs. BAL)  
**By Opponent:** (4) Elvis Dumervil (9/20/09 at DEN)

## Four Sacks

**By Browns:** Andra Davis (11/9/03 at KC)  
**By Opponent:** Elvis Dumervil (9/20/09 at DEN)

## Four Field Goals

**By Browns:** Phil Dawson (11/13/11 vs. STL)  
**By Opponent:** Adam Vinatieri (9/18/11 at IND)

## Five Field Goals

**By Browns:** Phil Dawson (11/17/08 at BUF)  
**By Opponent:** Kris Brown (11/11/01 vs. PIT)

## Six Field Goals

**By Browns:** Phil Dawson (11/5/06 at SD)  
**By Opponent:** None





Cleveland Browns Stadium is home not only to a storied football franchise but also to a dedicated, ardent, passionate group of people – the only group that can lay claim to the title of “World’s Greatest Fans.” At Cleveland Browns Stadium, fans take pride in supporting their team in a safe, enthusiastic and family-oriented atmosphere. This special combination of sportsmanship and exhilaration makes Sunday afternoons with the Browns a memorable and momentous experience.

Cleveland Browns Stadium was built on the hallowed ground of the old Municipal Stadium. There’s no better place than on the lakefront for the home of the Cleveland Browns than where legendary Coach Paul Brown established Cleveland’s first football dynasty in the 1940s. No other site could have been as appropriate as the location where 16 Cleveland Browns – Jim Brown, Paul Brown, Joe DeLamielleure, Len Ford, Frank Gatski, Otto Graham, Lou Groza, Gene Hickerson, Leroy Kelly, Dante Lavelli, Mike McCormack, Bobby Mitchell, Marion Motley, Ozzie Newsome, Paul Warfield and Bill Willis – established their credentials for induction into the Professional Football Hall of Fame in Canton. In 2010, these Hall of Fame members were further honored by the unveiling of their names in the Ring of Honor, which recognizes their contributions to the Cleveland Browns organization. The names of these 16 greats are now permanently displayed on the facade of the stadium’s upper deck. The rich history of the franchise was further spotlighted with the 2010 opening of Heritage Hall, located in BrownsTown.

While the location of the Stadium honors the glorious history of athletic achievements in Cleveland, Cleveland Browns Stadium is a celebration of the city’s renaissance, drawing people to the lakefront every day. The crown jewel of the Northcoast Harbor, Cleveland Browns Stadium is located next to the Rock and Roll Hall of Fame and Museum and the Great Lakes Science Center. When visiting the Stadium, it is impossible to miss the distinctive architectural design of the columns, beams and notches in the seating bowl. These spacious gaps allow visitors to get an inside perspective of the Stadium and field when the Browns are away and allow ticket holders to see the downtown skyline during the game. While on the south side of the Stadium, Browns fans can catch a game and a bite to eat at The Gridiron Grille, and grab a personalized Browns jersey at the Team Shop.

## NOT JUST FOR BROWNS GAMES

In addition to Browns games, Cleveland Browns Stadium plays host to numerous other events. For the third straight year and sixth time since 2005, the High School Charity Games will be staged at Cleveland Browns Stadium in 2012. This year’s doubleheader will be played on August 25 and will feature North Royalton against Brecksville-Broadview Heights, to be followed by defending Division III state champion Youngstown Cardinal Mooney taking on defending Division I state champion St. Ignatius. College football has been a regular on the Cleveland Browns Stadium docket. On September 15 of this year, Morehouse College and Winston Salem State University will square off in the Second Annual Cleveland Classic HBCU football game. Since 2006, a college game will have been played at the stadium each year except 2010. The stadium also has been the site for several international soccer matches, including two featuring the U.S. Women’s Team (vs. China in 2007, vs. Germany in 2010).

The stadium is not limited to athletic events. “The Brothers of the Sun Tour,” featuring Kenny Chesney and Tim McGraw, performed at Cleveland Browns Stadium on July 29 of this year. The stadium also played host to Kenny Chesney concerts in 2007 and 2008, as well as The Three Tenors (2000), George Strait (2000) and N’ Sync (2001). In addition, the stadium is available for private events such as wedding receptions, proms, holiday parties and business luncheons.

## STADIUM FACTS & INFORMATION

Architect: HOK Sports Facilities Group.

- Construction Manager: Huber, Hunt & Nichols.
- Seating Capacity: over 73,200.
- 8,754 Club Seats.
- 10,644 Dawg Pound Seats (bleacher seating).
- 147 Luxury Suites.
- ADA Seating: Capable of providing over 1,436 wheelchair-accessible seats.
- Cost: In excess of \$290 million with contributions from the city, state, county, Regional Transit Authority, Cleveland Browns and Cleveland Tomorrow.
- Groundbreaking: May 15, 1997.
- Scoreboards: Cleveland Browns Stadium features two Prostar VideoPlus display boards which are located behind each end zone and measure approximately 27 feet high by 94 feet wide. They are capable of displaying live video and instant replays, as well as game information, player and team statistics, advertising, graphics and animation in 16.7 million colors.
- Playing Field: The field is a Kentucky Bluegrass irrigated field with a sand-soil root zone and an underground heating system containing nine boilers and 40 miles of underground piping. The heating system keeps the field from freezing and extends the growing season of the turf.
- 12 Ticket Windows.
- Six escalators, nine passenger elevators and two freight elevators.
- Seat widths: 19–21".
- Restrooms: 41 women's, 30 men's and 12 family. Fixtures include 900 toilets, 390 urinals and 200 sinks.
- Concession Stands: 41 permanent concession stands and 69 portable concession stands, with a total of 786 points of sale (which exceeds the industry standard of one point of sale per every 200 guests).
- The Browns locker room is 11,000 square feet and the Stadium features two visiting team locker rooms, each being 5,600 square feet, and one officials' locker room at 1,600 square feet.
- Club Lounges located on the North (30,000 square feet) and South (28,000 square feet) sides of the Stadium.
- Stadium lighting system features 592 light fixtures, 528 1,500 watt conventional metal halide fixtures with an additional 64 1,500 watt double-ended hot-restart fixtures.
- There are 2,475,000 ft. (469 miles) of telecommunications, security, broadcast and audio system cable.
- Footprint: 31-acre site.
- Facility Area: 1.64 million square feet.
- The Stadium is a concrete and glass structure. Pre-cast concrete and cast in-place was used for the upper concourse. Natural stone accents were used at the base of the Stadium.
- The concrete superstructure used more than 600 truckloads of concrete, which is equivalent to 60,000 yards or 1,620,000 cubic feet, with a weight of approximately 235,000,000 pounds.
- Superstructure contains 5,300 tons, or 10,600,000 pounds, of reinforced steel.
- There are over 771,400 square feet of masonry walls.
- More than 829,100 construction masonry units and over 50,500 ground face units were laid.
- The base course of the Stadium is made of over 14,500 square feet of granite.
- 1,200 tons of coolant using air chillers and glycol chilled water.
- 11.65 miles of plumbing pipe includes storm, sanitary, vent, water and gas piping.
- Plumbing system contains two 2,500-gallon storage tanks.
- Almost 700 pieces of heating, ventilation and air conditioning equipment includes 100 electric baseboard heaters, 167 electric cabinet heaters, 233 electric unit heaters and 194 fan cooling units.

## SUPER ACCOMPLISHMENTS

Browns wide receivers coach Mike Wilson is one of three wide receivers in NFL history who has appeared in four Super Bowls with the winning team. Wilson was a member of four Super Bowl championship teams with the San Francisco 49ers (XVI, XIX, XXIII, XXIV) during his 10-year playing career (1981-90). Wilson is joined by Lynn Swann and John Stallworth, both of whom won four Super Bowls as members of the Pittsburgh Steelers (IX, X, XIII, XIV).

## CLEVELAND BROWNS TRAINING AND ADMINISTRATIVE COMPLEX

The Cleveland Browns Training and Administrative Complex is located in Berea, Ohio, on 13 acres of land. The building, which originally opened in August 1991, was renovated in the spring of 1999, while further renovations and expansion commenced during the 2009 offseason. The most recent improvements include an expanded locker room, a lobby restoration that pays tribute to Browns' Hall of Famers and a complete renovation of the cafeteria, video and meeting rooms, including a new 2,300 sq. ft. auditorium featuring 120 theater seats.

Existing features in the state-of-the-art facility include a field house of 60,000 sq. ft. with a 70-yard field, a 3,100 sq. ft. athletic training room and a restaurant-style kitchen for meal preparation. The complex also hosts four regulation-size natural grass practice fields ideal for year-round football operations, including the team's training camps.



## THE DINO LUCARELLI MEDIA CENTER

The Dino Lucarelli Media Center, which opened in December of 2002 at the Browns Training and Administrative Complex in Berea, features an expansive media work room, one radio/television interview room and a kitchen for media members.

Lucarelli, 77, worked with Cleveland media for more than 50 years and has been affiliated with the Cleveland Browns organization since 1975 with responsibilities in player relations, media services and alumni relations. Lucarelli called the naming of the media center "one of the biggest thrills of my life."

The Cleveland Chapter of the Professional Football Writers of America (PFWA) has named its "Good Guy Award" for Lucarelli. The Good Guy Award is given annually for cooperation with the media and for the way a player carries himself in the community and with his teammates. The National Football Foundation (Northeast Ohio Chapter) Lifetime Achievement Award is also named for Lucarelli.

## CLEVELAND BROWNS TRAINING CAMP HISTORY

The training and administrative complex is host to the Browns 2012 training camp, which marks the 18th time (1992-95, 1999-2012) the Browns have conducted training camp at the facility.

Bowling Green State University.....	1946-51
Hiram College.....	1952-74
Kent State University.....	1975-81
Lakeland Community College.....	1982-91
Berea.....	1992-95, 1999-2012

## INDEX OF BROWNS INTERESTING FACTS

1,000-Yard Rushers, Tandem.....	111	Jackson, Brandon Consecutive Reception Streak.....	67
All-Decade Team, NFL, Browns on.....	282	Jones, Dub Six Touchdowns.....	72
Birthdays, Browns Players.....	188	Metcalfe, Eric Two Punt Return Touchdowns in Same Game.....	143
Brown, Jim 100-yard Performances.....	36	Monday Night Football, First Game.....	21
Brown, Jim NFL MVP.....	88	Offensive Line, Browns.....	240
Brown, Sheldon Consecutive Interception Streak.....	64	Opponents, Browns 2013.....	22
Brown, Paul Innovations.....	162	Parker, Juqua Undrafted Free Agent Sack Leaders.....	73
Browns, 1964 Championship Team.....	196	Pinkston, Jason Starts in 2011.....	193
Bye Week.....	31	Player Limits, NFL.....	237
Championships, Consecutive by Browns.....	195	Pro Bowl, Most Browns Selections.....	142
Coaching Staff, Experience, Browns.....	277	Richardson, Trent Draft Day Trade.....	172
Coldest Games, Cleveland History.....	123	Rhodes, Ray.....	25
Colleges, Browns Drafted By.....	173	Rookies, Browns 2011 Playing Time.....	50
Comebacks, Largest by Browns and Opponents.....	272	Rookies, Browns 2011 Starts.....	101
Completions, Longest in NFL History.....	95	Rubin, Ahtyba Among Tackle Leaders.....	260
Cribbs, Joshua Combined Yards.....	99	Schwartz, Mitchell.....	161
Dawson, Phil Consecutive Games with a Field Goal.....	91	Super Bowl Champions, Browns vs. ....	47
Dawson, Phil Among NFL Leaders in Field Goal Percentage.....	286	Turnovers, NFL Fewest in 2011.....	115
Dawson, Phil Touchdown Scored.....	241	Undrafted Rookies, Browns on Opening Day.....	276
Field Position, Average After Kickoff in 2011.....	242	Waivers, NFL.....	112
Free Agency, NFL Movement.....	177	Warmest Games, Cleveland History.....	123
Goal-Line Defense, Browns 2011.....	94	Wilson, Mike Super Bowl Appearances.....	280
Hall of Fame, Browns in.....	135		



## PNC BANK CLEVELAND BROWNS RADIO NETWORK

WMMS (100.7 FM), part of the Clear Channel Communications family, will once again serve as the flagship station of the PNC Bank Cleveland Browns Radio Network. In addition to game broadcasts, other Browns-related programming is featured throughout the Clear Channel Network of stations as well. The radio network consists of more than 20 affiliates.

The talent lineup for the broadcast team features WKYC Channel 3 Sports Anchor Jim Donovan as the play-by-play announcer, former Browns offensive tackle Doug Dieken as analyst and Jamir Howerton of [www.ClevelandBrowns.com](http://www.ClevelandBrowns.com) as sideline reporter. Clear Channel's Mike Snyder, co-host of WTAM's popular "Wills and Snyder in the Morning" (M-F, 5:00-9:00 a.m.), will handle the play-by-play for the four preseason contests.



JIM DONOVAN  
Play-by-Play  
Announcer



DOUG DIEKEN  
Analyst



JAMIR HOWERTON  
Sideline Reporter



MIKE SNYDER  
Preseason Play-by-  
Play Announcer

## 2012 BROWNS RADIO AFFILIATE LIST

CITY	CALL LETTERS	FREQUENCY	CITY	CALL LETTERS	FREQUENCY
Akron	WONE / WAKR	97.5 FM / 1590 AM	Fostoria	WFOB	1430 AM
Ashtabula	WFXJ / WFUN	107.5 FM / 970 AM	Kenton	WKTN	95.3 FM
Bucyrus	WQEL	92.7 FM	Lima	WWSR	93.1 FM
Cadiz	WCDK	106.3 FM	Mansfield	WMAN	1400 AM
Canton	WHBC	1480 AM	Marietta	WJAW	100.9 FM
Celina	WKKI	94.3 FM	Marion	WMRN	1490 AM
Chillicothe	WCHI	97.5 FM / 1350 AM	Sandusky	WLEC	1450 AM
Cleveland	WMMS / WTAM	100.7 FM / 1100 AM	Toledo	WXKR	94.5 FM
Columbus	WBWR	105.7 FM	Uhrichsville	WBTC	1540 AM
Dayton	WONE	980 AM	Wheeling, W. Va.	WKKX	1600 AM
Dover	WJER	1450 AM	Wooster	WQKT	104.5 FM
Findlay	WFIN	1330 AM	Youngstown/Warren	WNCD / WKBN	93.3 FM / 570 AM

## BROWNS HONORED EACH DECADE

Since the Browns joined the NFL in 1950, the team had had at least one representative on the league's All-Decade team. The NFL All-Decade teams are chosen every 10 years by the Pro Football Hall of Fame Selection Committee members.

### BROWNS NAMED TO NFL ALL-DECADE TEAMS

Player	Team	Position	Years on Browns During Decade
Joshua Cribbs	2000s	Kick Returner	2005-09
Jamal Lewis	2000s	Running Back (2nd Team)	2007-09
Michael Bates	1990s	Kick Returner	1995
Frank Minnifield	1980s	Corner Back (2nd Team)	1984-89
Ozzie Newsome	1980s	Tight End (2nd Team)	1980-89
Paul Warfield	1970s	Wide Receiver (2nd Team)	1976-77
Jim Brown	1960s	Fullback	1960-65
Leroy Kelly	1960s	Halfback	1964-69
Gene Hickerson	1960s	Guard	1960-69
Gary Collins	1960s	Flanker	1962-69
Otto Graham	1950s	Quarterback	1950-55
Lou Groza	1950s	Kicker	1950-59
Len Ford	1950s	Defensive End	1950-57

## CLEVELAND BROWNS 2012 RADIO/TELEVISION PROGRAMMING

Stay on top of all things Cleveland Browns during the 2012 season by tuning in to all Browns television and radio programming throughout the season. Whether on the radio with WMMS, WTAM or WKNR, or watching WKYC-TV or SportsTimeOhio, the Browns' official cable partner, fans will be able to get all the latest Browns and NFL news.

### CLEVELAND BROWNS DAILY DRIVEN BY LIBERTY FORD



"Cleveland Browns Daily Driven By Liberty Ford," a daily radio show devoted entirely to the team and the NFL, is anchored by Browns Senior Editor Vic Carucci. The program airs on ESPN 850 WKNR, Monday through Friday, from 6:00 - 7:00 p.m., 52 weeks a year. The show is also streamed live on [www.ClevelandBrowns.com](http://www.ClevelandBrowns.com) and [www.espnccleveland.com](http://www.espnccleveland.com).

Regular contributors to the show includes the voice of the Browns, Jim Donovan, radio analyst Doug Dieken and sideline reporter Jamir Howerton. Guests consist of members of the Browns front office, alumni and various personalities from the football industry.

### BROWNS RADIO

#### THE PNC BANK CLEVELAND BROWNS RADIO NETWORK PREVIEW SHOW, DRIVEN BY LIBERTY FORD

Thursdays on WTAM 1100 AM

This weekly two-hour in-season program features exclusive segments with Browns Head Coach Pat Shurmur. Each week, Shurmur discusses the upcoming game live from the team's training facility in Berea. The program also features interviews with Browns players and analysis from members of the Browns broadcast team.

#### CLEVELAND BROWNS HIGH SCHOOL FOOTBALL SHOW, PRESENTED BY PNC BANK

Saturdays - 4:00 - 5:00 p.m. on WTAM 1100 AM

WTAM's Andre Knott and Nick Camino host this 14-week show that looks back at the week that was in Northeast Ohio High School Football, focusing on the Cleveland Browns High School Game of the Week. Regular appearances will also be made by Browns staffers Matt Florjancic and Matt Yunker.

#### CLEVELAND BROWNS RADIO NETWORK NORTHEAST OHIO FORD DEALERS PREGAME SHOW

Sundays (Preseason, In-season) - 90 minutes prior to kickoff on the Browns Radio Network (WTAM 1100 AM, WMMS 100.7)

WTAM's Mike Snyder and former Browns QB Mike Pagel host this weekly countdown to kick off that features exclusive interviews with Browns Head Coach Pat Shurmur and other members of the Browns, as well as members of the broadcast team.

#### CLEVELAND BROWNS RADIO NETWORK POSTGAME SHOW

Sundays (Preseason, In-season) - Immediately following the game on the Browns Radio Network (WTAM 1100 AM, WMMS 100.7)

WTAM's Mike Snyder hosts this look at the Browns game that was, which includes "live sound" to live postgame press conferences, exclusive up-to-the-minute player interviews with Browns sideline reporter Jamir Howerton and timely postgame analysis from Jim Donovan and Doug Dieken.

### BROWNS TELEVISION

#### TRAINING CAMP DAILY

SportsTimeOhio delivers nightly reports from Browns Training Camp in Berea, including exclusive one-on-one interviews, press conferences and highlights with analysis from local media. Check local listings for dates and times.

#### THE BEREA REPORT

Mondays, Wednesdays, Fridays (In-season) on SportsTimeOhio

SportsTimeOhio delivers nightly reports from Berea, including exclusive one-on-one interviews, press conferences and highlights with analysis from local media.

#### SUNDAY STRATEGY

Thursdays (In-season) on SportsTimeOhio

Sunday strategy previews the Browns upcoming game with a four-person panel of experts.

#### MONDAY/THURSDAY REDZONE

Mondays/Thursdays (In-season) on SportsTimeOhio

The Redzone recaps the previous day's game with news updates and analysis, as well as fan phone calls.

#### BROWNS INSIDER

Saturdays (In-season) - 10:30 A.M. on WKYC-TV (NBC)

Browns Insider includes a weekly one-on-one interview with Head Coach Pat Shurmur as well as features on current and former players. It also consists of a preview of that weekend's game.

#### PREGAME HUDDLE

Sundays (In-season) on WKYC-TV (NBC)

WKYC previews the Browns upcoming game with news updates and analysis.

#### BROWNS POSTGAME LIVE, PRESENTED BY SUBWAY

Sundays (In-season) - Immediately following the game on SportsTimeOhio

Hosted by Michael Reghi, "Browns Postgame Live, Presented By Subway" includes live "look ins" at postgame press conferences and exclusive player interviews. Fans will also have the ability to have their voice heard through phone calls and Facebook questions.

#### BROWNS TONIGHT

Sundays (In-season) - 11:30 P.M. on WKYC-TV (NBC)

WKYC recaps the Browns game with news updates, player interviews and postgame analysis.



# 2012 NFL SCHEDULE

(All times eastern)

## FIRST WEEKEND

### WEDNESDAY, SEPTEMBER 5

DALLAS COWBOYS AT N.Y. GIANTS.....8:30p

### SUNDAY, SEPTEMBER 9

INDIANAPOLIS COLTS AT CHICAGO BEARS .....1:00p  
**PHILADELPHIA EAGLES AT CLEVELAND BROWNS .....1:00p**  
 ST. LOUIS RAMS AT DETROIT LIONS .....1:00p  
 MIAMI DOLPHINS AT HOUSTON TEXANS .....1:00p  
 ATLANTA FALCONS AT KANSAS CITY CHIEFS.....1:00p  
 JACKSONVILLE JAGUARS AT MINNESOTA VIKINGS.....1:00p  
 WASHINGTON REDSKINS AT NEW ORLEANS SAINTS .....1:00p  
 BUFFALO BILLS AT N.Y. JETS.....1:00p  
 NEW ENGLAND PATRIOTS AT TENNESSEE TITANS.....1:00p  
 SEATTLE SEAHAWKS AT ARIZONA CARDINALS .....4:25p  
 SAN FRANCISCO 49ERS AT GREEN BAY PACKERS .....4:25p  
 CAROLINA PANTHERS AT TAMPA BAY BUCCANEERS .....4:25p  
 PITTSBURGH STEELERS AT DENVER BRONCOS .....8:20p

### MONDAY, SEPTEMBER 10

CINCINNATI BENGALS AT BALTIMORE RAVENS .....7:00p  
 SAN DIEGO CHARGERS AT OAKLAND RAIDERS .....10:15p

## SECOND WEEKEND

### THURSDAY, SEPTEMBER 13

CHICAGO BEARS AT GREEN BAY PACKERS .....8:20p

### SUNDAY, SEPTEMBER 16

KANSAS CITY CHIEFS AT BUFFALO BILLS .....1:00p  
 NEW ORLEANS SAINTS AT CAROLINA PANTHERS .....1:00p  
**CLEVELAND BROWNS AT CINCINNATI BENGALS .....1:00p**  
 MINNESOTA VIKINGS AT INDIANAPOLIS COLTS .....1:00p  
 HOUSTON TEXANS AT JACKSONVILLE JAGUARS .....1:00p  
 ARIZONA CARDINALS AT NEW ENGLAND PATRIOTS .....1:00p  
 TAMPA BAY BUCCANEERS AT N.Y. GIANTS.....1:00p  
 BALTIMORE RAVENS AT PHILADELPHIA EAGLES .....1:00p  
 WASHINGTON REDSKINS AT ST. LOUIS RAMS .....4:05p  
 DALLAS COWBOYS AT SEATTLE SEAHAWKS .....4:05p  
 OAKLAND RAIDERS AT MIAMI DOLPHINS .....4:25p  
 N.Y. JETS AT PITTSBURGH STEELERS .....4:25p  
 TENNESSEE TITANS AT SAN DIEGO CHARGERS .....4:25p  
 DETROIT LIONS AT SAN FRANCISCO 49ERS .....8:20p

### MONDAY, SEPTEMBER 17

DENVER BRONCOS AT ATLANTA FALCONS .....8:30p

## THIRD WEEKEND

### THURSDAY, SEPTEMBER 20

N.Y. GIANTS AT CAROLINA PANTHERS .....8:20p

### SUNDAY, SEPTEMBER 23

ST. LOUIS RAMS AT CHICAGO BEARS.....1:00p  
**BUFFALO BILLS AT CLEVELAND BROWNS .....1:00p**  
 TAMPA BAY BUCCANEERS AT DALLAS COWBOYS .....1:00p  
 JACKSONVILLE JAGUARS AT INDIANAPOLIS COLTS .....1:00p  
 N.Y. JETS AT MIAMI DOLPHINS .....1:00p  
 SAN FRANCISCO 49ERS AT MINNESOTA VIKINGS .....1:00p  
 KANSAS CITY CHIEFS AT NEW ORLEANS SAINTS .....1:00p  
 DETROIT LIONS AT TENNESSEE TITANS .....1:00p  
 CINCINNATI BENGALS AT WASHINGTON REDSKINS .....1:00p  
 PHILADELPHIA EAGLES AT ARIZONA CARDINALS .....4:05p  
 ATLANTA FALCONS AT SAN DIEGO CHARGERS .....4:05p  
 HOUSTON TEXANS AT DENVER BRONCOS.....4:25p  
 PITTSBURGH STEELERS AT OAKLAND RAIDERS .....4:25p  
 NEW ENGLAND PATRIOTS AT BALTIMORE RAVENS .....8:20p

### MONDAY, SEPTEMBER 24

GREEN BAY PACKERS AT SEATTLE SEAHAWKS .....8:30p

## FOURTH WEEKEND

### THURSDAY, SEPTEMBER 27

(BYES: INDIANAPOLIS, PITTSBURGH)

**CLEVELAND BROWNS AT BALTIMORE RAVENS.....8:20p**

### SUNDAY, SEPTEMBER 30

CAROLINA PANTHERS AT ATLANTA FALCONS .....1:00p  
 NEW ENGLAND PATRIOTS AT BUFFALO BILLS.....1:00p  
 MINNESOTA VIKINGS AT DETROIT LIONS .....1:00p  
 TENNESSEE TITANS AT HOUSTON TEXANS.....1:00p  
 SAN DIEGO CHARGERS AT KANSAS CITY CHIEFS .....1:00p  
 SAN FRANCISCO 49ERS AT N.Y. JETS.....1:00p  
 SEATTLE SEAHAWKS AT ST. LOUIS RAMS .....1:00p  
 MIAMI DOLPHINS AT ARIZONA CARDINALS .....4:05p  
 CINCINNATI BENGALS AT JACKSONVILLE JAGUARS .....4:05p  
 OAKLAND RAIDERS AT DENVER BRONCOS .....4:05p  
 NEW ORLEANS SAINTS AT GREEN BAY PACKERS .....4:25p  
 WASHINGTON REDSKINS AT TAMPA BAY BUCCANEERS.....4:25p  
 N.Y. GIANTS AT PHILADELPHIA EAGLES .....8:20p

### MONDAY, OCTOBER 1

CHICAGO BEARS AT DALLAS COWBOYS.....8:30p

## FIFTH WEEKEND

### THURSDAY, OCTOBER 4

(BYES: DALLAS, DETROIT, OAKLAND, TAMPA BAY)

ARIZONA CARDINALS AT ST. LOUIS RAMS .....8:20p

### SUNDAY, OCTOBER 7

MIAMI DOLPHINS AT CINCINNATI BENGALS .....1:00p  
 GREEN BAY PACKERS AT INDIANAPOLIS COLTS .....1:00p  
 BALTIMORE RAVENS AT KANSAS CITY CHIEFS .....1:00p  
 TENNESSEE TITANS AT MINNESOTA VIKINGS .....1:00p  
**CLEVELAND BROWNS AT N.Y. GIANTS .....1:00p**  
 PHILADELPHIA EAGLES AT PITTSBURGH STEELERS .....1:00p  
 ATLANTA FALCONS AT WASHINGTON REDSKINS .....1:00p  
 SEATTLE SEAHAWKS AT CAROLINA PANTHERS .....4:05p  
 CHICAGO BEARS AT JACKSONVILLE JAGUARS .....4:05p  
 DENVER BRONCOS AT NEW ENGLAND PATRIOTS .....4:25p  
 BUFFALO BILLS AT SAN FRANCISCO 49ERS .....4:25p  
 SAN DIEGO CHARGERS AT NEW ORLEANS SAINTS .....8:20p

### MONDAY, OCTOBER 8

HOUSTON TEXANS AT N.Y. JETS.....8:30p

## SIXTH WEEKEND

### THURSDAY, OCTOBER 11

(BYES: CAROLINA, CHICAGO, JACKSONVILLE, NEW ORLEANS)

PITTSBURGH STEELERS AT TENNESSEE TITANS .....8:20p

### SUNDAY, OCTOBER 14

OAKLAND RAIDERS AT ATLANTA FALCONS .....1:00p  
 DALLAS COWBOYS AT BALTIMORE RAVENS .....1:00p  
**CINCINNATI BENGALS AT CLEVELAND BROWNS .....1:00p**  
 ST. LOUIS RAMS AT MIAMI DOLPHINS .....1:00p  
 INDIANAPOLIS COLTS AT N.Y. JETS.....1:00p  
 DETROIT LIONS AT PHILADELPHIA EAGLES.....1:00p  
 KANSAS CITY CHIEFS AT TAMPA BAY BUCCANEERS.....1:00p  
 BUFFALO BILLS AT ARIZONA CARDINALS .....4:05p  
 NEW ENGLAND PATRIOTS AT SEATTLE SEAHAWKS .....4:05p  
 N.Y. GIANTS AT SAN FRANCISCO 49ERS .....4:25p  
 MINNESOTA VIKINGS AT WASHINGTON REDSKINS.....4:25p  
 GREEN BAY PACKERS AT HOUSTON TEXANS .....8:20p



**MONDAY, OCTOBER 15**

DENVER BRONCOS AT SAN DIEGO CHARGERS .....8:30p

**SEVENTH WEEKEND****THURSDAY, OCTOBER 18**

(BYES: ATLANTA, DENVER, KANSAS CITY, MIAMI, PHILADELPHIA, SAN DIEGO)

SEATTLE SEAHAWKS AT SAN FRANCISCO 49ERS .....8:20p

**SUNDAY, OCTOBER 21**

TENNESSEE TITANS AT BUFFALO BILLS .....1:00p

DALLAS COWBOYS AT CAROLINA PANTHERS .....1:00p

BALTIMORE RAVENS AT HOUSTON TEXANS .....1:00p

**CLEVELAND BROWNS AT INDIANAPOLIS COLTS** .....1:00p

ARIZONA CARDINALS AT MINNESOTA VIKINGS .....1:00p

WASHINGTON REDSKINS AT N.Y. GIANTS .....1:00p

GREEN BAY PACKERS AT ST. LOUIS RAMS .....1:00p

NEW ORLEANS SAINTS AT TAMPA BAY BUCCANEERS .....1:00p

N.Y. JETS AT NEW ENGLAND PATRIOTS .....4:25p

JACKSONVILLE JAGUARS AT OAKLAND RAIDERS .....4:25p

PITTSBURGH STEELERS AT CINCINNATI BENGALS .....8:20p

**MONDAY, OCTOBER 22**

DETROIT LIONS AT CHICAGO BEARS .....8:30p

**EIGHTH WEEKEND****THURSDAY, OCTOBER 25**

(BYES: BALTIMORE, BUFFALO, CINCINNATI, HOUSTON)

TAMPA BAY BUCCANEERS AT MINNESOTA VIKINGS .....8:20p

**SUNDAY, OCTOBER 28**

CAROLINA PANTHERS AT CHICAGO BEARS .....1:00p

**SAN DIEGO CHARGERS AT CLEVELAND BROWNS** .....1:00p

SEATTLE SEAHAWKS AT DETROIT LIONS .....1:00p

JACKSONVILLE JAGUARS AT GREEN BAY PACKERS .....1:00p

MIAMI DOLPHINS AT N.Y. JETS .....1:00p

ATLANTA FALCONS AT PHILADELPHIA EAGLES .....1:00p

WASHINGTON REDSKINS AT PITTSBURGH STEELERS .....1:00p

NEW ENGLAND PATRIOTS AT ST. LOUIS RAMS (LONDON) .....1:00p

INDIANAPOLIS COLTS AT TENNESSEE TITANS .....1:00p

OAKLAND RAIDERS AT KANSAS CITY CHIEFS .....4:05p

N.Y. GIANTS AT DALLAS COWBOYS .....4:25p

NEW ORLEANS SAINTS AT DENVER BRONCOS .....8:20p

**MONDAY, OCTOBER 29**

SAN FRANCISCO 49ERS AT ARIZONA CARDINALS .....8:30p

**NINTH WEEKEND****THURSDAY, NOVEMBER 1**

(BYES: NEW ENGLAND, N.Y. JETS, ST. LOUIS, SAN FRANCISCO)

KANSAS CITY CHIEFS AT SAN DIEGO CHARGERS .....8:20p

**SUNDAY, NOVEMBER 4**

DENVER BRONCOS AT CINCINNATI BENGALS .....1:00p

**BALTIMORE RAVENS AT CLEVELAND BROWNS** .....1:00p

ARIZONA CARDINALS AT GREEN BAY PACKERS .....1:00p

BUFFALO BILLS AT HOUSTON TEXANS .....1:00p

MIAMI DOLPHINS AT INDIANAPOLIS COLTS .....1:00p

DETROIT LIONS AT JACKSONVILLE JAGUARS .....1:00p

CHICAGO BEARS AT TENNESSEE TITANS .....1:00p

CAROLINA PANTHERS AT WASHINGTON REDSKINS .....1:00p

TAMPA BAY BUCCANEERS AT OAKLAND RAIDERS .....4:05p

MINNESOTA VIKINGS AT SEATTLE SEAHAWKS .....4:05p

PITTSBURGH STEELERS AT N.Y. GIANTS .....4:25p

DALLAS COWBOYS AT ATLANTA FALCONS .....8:20p

**MONDAY, NOVEMBER 5**

PHILADELPHIA EAGLES AT NEW ORLEANS SAINTS .....8:30p

**TENTH WEEKEND****THURSDAY, NOVEMBER 8**

(BYES: ARIZONA, CLEVELAND, GREEN BAY, WASHINGTON)

INDIANAPOLIS COLTS AT JACKSONVILLE JAGUARS .....8:20p

**SUNDAY, NOVEMBER 11**

OAKLAND RAIDERS AT BALTIMORE RAVENS .....1:00p

DENVER BRONCOS AT CAROLINA PANTHERS .....1:00p

N.Y. GIANTS AT CINCINNATI BENGALS .....1:00p

TENNESSEE TITANS AT MIAMI DOLPHINS .....1:00p

DETROIT LIONS AT MINNESOTA VIKINGS .....1:00p

BUFFALO BILLS AT NEW ENGLAND PATRIOTS .....1:00p

ATLANTA FALCONS AT NEW ORLEANS SAINTS .....1:00p

SAN DIEGO CHARGERS AT TAMPA BAY BUCCANEERS .....1:00p

N.Y. JETS AT SEATTLE SEAHAWKS .....4:05p

DALLAS COWBOYS AT PHILADELPHIA EAGLES .....4:25p

ST. LOUIS RAMS AT SAN FRANCISCO 49ERS .....4:25p

HOUSTON TEXANS AT CHICAGO BEARS .....8:20p

**MONDAY, NOVEMBER 12**

KANSAS CITY CHIEFS AT PITTSBURGH STEELERS .....8:30p

**ELEVENTH WEEKEND****THURSDAY, NOVEMBER 15**

(BYES: MINNESOTA, N.Y. GIANTS, SEATTLE, TENNESSEE)

MIAMI DOLPHINS AT BUFFALO BILLS .....8:20p

**SUNDAY, NOVEMBER 18**

ARIZONA CARDINALS AT ATLANTA FALCONS .....1:00p

TAMPA BAY BUCCANEERS AT CAROLINA PANTHERS .....1:00p

**CLEVELAND BROWNS AT DALLAS COWBOYS** .....1:00p

GREEN BAY PACKERS AT DETROIT LIONS .....1:00p

JACKSONVILLE JAGUARS AT HOUSTON TEXANS .....1:00p

CINCINNATI BENGALS AT KANSAS CITY CHIEFS .....1:00p

INDIANAPOLIS COLTS AT NEW ENGLAND PATRIOTS .....1:00p

N.Y. JETS AT ST. LOUIS RAMS .....1:00p

PHILADELPHIA EAGLES AT WASHINGTON REDSKINS .....1:00p

NEW ORLEANS SAINTS AT OAKLAND RAIDERS .....4:05p

SAN DIEGO CHARGERS AT DENVER BRONCOS .....4:25p

BALTIMORE RAVENS AT PITTSBURGH STEELERS \* .....8:20p

**MONDAY, NOVEMBER 19**

CHICAGO BEARS AT SAN FRANCISCO 49ERS .....8:30p

**TWELFTH WEEKEND****THURSDAY, NOVEMBER 22**

HOUSTON TEXANS AT DETROIT LIONS .....12:30p

WASHINGTON REDSKINS AT DALLAS COWBOYS .....4:15p

NEW ENGLAND PATRIOTS AT N.Y. JETS .....8:20p

**SUNDAY, NOVEMBER 25**

MINNESOTA VIKINGS AT CHICAGO BEARS .....1:00p

OAKLAND RAIDERS AT CINCINNATI BENGALS .....1:00p

**PITTSBURGH STEELERS AT CLEVELAND BROWNS** .....1:00p

BUFFALO BILLS AT INDIANAPOLIS COLTS .....1:00p

TENNESSEE TITANS AT JACKSONVILLE JAGUARS .....1:00p

DENVER BRONCOS AT KANSAS CITY CHIEFS .....1:00p

SEATTLE SEAHAWKS AT MIAMI DOLPHINS .....1:00p

ATLANTA FALCONS AT TAMPA BAY BUCCANEERS .....1:00p

BALTIMORE RAVENS AT SAN DIEGO CHARGERS .....4:05p

ST. LOUIS RAMS AT ARIZONA CARDINALS .....4:25p

SAN FRANCISCO 49ERS AT NEW ORLEANS SAINTS .....4:25p

GREEN BAY PACKERS AT N.Y. GIANTS \* .....8:20p

**MONDAY, NOVEMBER 26**

CAROLINA PANTHERS AT PHILADELPHIA EAGLES .....8:30p

**THIRTEENTH WEEKEND****THURSDAY, NOVEMBER 29**

NEW ORLEANS SAINTS AT ATLANTA FALCONS .....8:20p

**SUNDAY, DECEMBER 2**

JACKSONVILLE JAGUARS AT BUFFALO BILLS .....	1:00p
SEATTLE SEAHAWKS AT CHICAGO BEARS .....	1:00p
INDIANAPOLIS COLTS AT DETROIT LIONS .....	1:00p
MINNESOTA VIKINGS AT GREEN BAY PACKERS .....	1:00p
CAROLINA PANTHERS AT KANSAS CITY CHIEFS .....	1:00p
NEW ENGLAND PATRIOTS AT MIAMI DOLPHINS .....	1:00p
ARIZONA CARDINALS AT N.Y. JETS .....	1:00p
SAN FRANCISCO 49ERS AT ST. LOUIS RAMS .....	1:00p
HOUSTON TEXANS AT TENNESSEE TITANS .....	1:00p
TAMPA BAY BUCCANEERS AT DENVER BRONCOS .....	4:05p
PITTSBURGH STEELERS AT BALTIMORE RAVENS .....	4:25p
<b>CLEVELAND BROWNS AT OAKLAND RAIDERS .....</b>	<b>4:25p</b>
CINCINNATI BENGALS AT SAN DIEGO CHARGERS .....	4:25p
PHILADELPHIA EAGLES AT DALLAS COWBOYS * .....	8:20p

**MONDAY, DECEMBER 3**

N.Y. GIANTS AT WASHINGTON REDSKINS .....	8:30p
--	-------

**FOURTEENTH WEEKEND****THURSDAY, DECEMBER 6**

DENVER BRONCOS AT OAKLAND RAIDERS .....	8:20p
---	-------

**SUNDAY, DECEMBER 9**

ST. LOUIS RAMS AT BUFFALO BILLS .....	1:00p
ATLANTA FALCONS AT CAROLINA PANTHERS .....	1:00p
DALLAS COWBOYS AT CINCINNATI BENGALS .....	1:00p
<b>KANSAS CITY CHIEFS AT CLEVELAND BROWNS .....</b>	<b>1:00p</b>
TENNESSEE TITANS AT INDIANAPOLIS COLTS .....	1:00p
N.Y. JETS AT JACKSONVILLE JAGUARS .....	1:00p
CHICAGO BEARS AT MINNESOTA VIKINGS .....	1:00p
SAN DIEGO CHARGERS AT PITTSBURGH STEELERS .....	1:00p
PHILADELPHIA EAGLES AT TAMPA BAY BUCCANEERS .....	1:00p
BALTIMORE RAVENS AT WASHINGTON REDSKINS .....	1:00p
MIAMI DOLPHINS AT SAN FRANCISCO 49ERS .....	4:05p
NEW ORLEANS SAINTS AT N.Y. GIANTS .....	4:25p
ARIZONA CARDINALS AT SEATTLE SEAHAWKS .....	4:25p
DETROIT LIONS AT GREEN BAY PACKERS * .....	8:20p

**MONDAY, DECEMBER 10**

HOUSTON TEXANS AT NEW ENGLAND PATRIOTS .....	8:30p
--	-------

**FIFTEENTH WEEKEND****THURSDAY, DECEMBER 13**

CINCINNATI BENGALS AT PHILADELPHIA EAGLES .....	8:20p
---	-------

**SUNDAY, DECEMBER 16**

N.Y. GIANTS AT ATLANTA FALCONS .....	1:00p
DENVER BRONCOS AT BALTIMORE RAVENS .....	1:00p
GREEN BAY PACKERS AT CHICAGO BEARS .....	1:00p
<b>WASHINGTON REDSKINS AT CLEVELAND BROWNS .....</b>	<b>1:00p</b>
INDIANAPOLIS COLTS AT HOUSTON TEXANS .....	1:00p
JACKSONVILLE JAGUARS AT MIAMI DOLPHINS .....	1:00p

TAMPA BAY BUCCANEERS AT NEW ORLEANS SAINTS .....	1:00p
MINNESOTA VIKINGS AT ST. LOUIS RAMS .....	1:00p
DETROIT LIONS AT ARIZONA CARDINALS .....	4:05p
SEATTLE SEAHAWKS AT BUFFALO BILLS (TORONTO) .....	4:05p
CAROLINA PANTHERS AT SAN DIEGO CHARGERS .....	4:05p
PITTSBURGH STEELERS AT DALLAS COWBOYS .....	4:25p
KANSAS CITY CHIEFS AT OAKLAND RAIDERS .....	4:25p
SAN FRANCISCO 49ERS AT NEW ENGLAND PATRIOTS * .....	8:20p

**MONDAY, DECEMBER 17**

N.Y. JETS AT TENNESSEE TITANS .....	8:30p
-------------------------------------	-------

**SIXTEENTH WEEKEND****SATURDAY, DECEMBER 22**

ATLANTA FALCONS AT DETROIT LIONS .....	8:30p
--	-------

**SUNDAY, DECEMBER 23**

N.Y. GIANTS AT BALTIMORE RAVENS .....	1:00p
OAKLAND RAIDERS AT CAROLINA PANTHERS .....	1:00p
NEW ORLEANS SAINTS AT DALLAS COWBOYS .....	1:00p
TENNESSEE TITANS AT GREEN BAY PACKERS .....	1:00p
MINNESOTA VIKINGS AT HOUSTON TEXANS .....	1:00p
NEW ENGLAND PATRIOTS AT JACKSONVILLE JAGUARS .....	1:00p
INDIANAPOLIS COLTS AT KANSAS CITY CHIEFS .....	1:00p
BUFFALO BILLS AT MIAMI DOLPHINS .....	1:00p
WASHINGTON REDSKINS AT PHILADELPHIA EAGLES .....	1:00p
CINCINNATI BENGALS AT PITTSBURGH STEELERS .....	1:00p
ST. LOUIS RAMS AT TAMPA BAY BUCCANEERS .....	1:00p
<b>CLEVELAND BROWNS AT DENVER BRONCOS .....</b>	<b>4:05p</b>
CHICAGO BEARS AT ARIZONA CARDINALS .....	4:25p
SAN FRANCISCO 49ERS AT SEATTLE SEAHAWKS .....	4:25p
SAN DIEGO CHARGERS AT N.Y. JETS * .....	8:20p

**SEVENTEENTH WEEKEND****SUNDAY, DECEMBER 30**

TAMPA BAY BUCCANEERS AT ATLANTA FALCONS .....	1:00p
N.Y. JETS AT BUFFALO BILLS .....	1:00p
BALTIMORE RAVENS AT CINCINNATI BENGALS .....	1:00p
CHICAGO BEARS AT DETROIT LIONS .....	1:00p
HOUSTON TEXANS AT INDIANAPOLIS COLTS .....	1:00p
GREEN BAY PACKERS AT MINNESOTA VIKINGS .....	1:00p
MIAMI DOLPHINS AT NEW ENGLAND PATRIOTS .....	1:00p
CAROLINA PANTHERS AT NEW ORLEANS SAINTS .....	1:00p
PHILADELPHIA EAGLES AT N.Y. GIANTS .....	1:00p
<b>CLEVELAND BROWNS AT PITTSBURGH STEELERS .....</b>	<b>1:00p</b>
JACKSONVILLE JAGUARS AT TENNESSEE TITANS .....	1:00p
DALLAS COWBOYS AT WASHINGTON REDSKINS .....	1:00p
KANSAS CITY CHIEFS AT DENVER BRONCOS .....	4:25p
OAKLAND RAIDERS AT SAN DIEGO CHARGERS .....	4:25p
ARIZONA CARDINALS AT SAN FRANCISCO 49ERS .....	4:25p
ST. LOUIS RAMS AT SEATTLE SEAHAWKS .....	4:25p

\*Sunday night game in Week 17 TBD

**MODEL OF CONSISTENCY**

Entering his 14th NFL season as a Brown, kicker Phil Dawson is the longest tenured member of the club. As a true sign of his consistency, Dawson's career field goal percentage of 83.1 stands 10th all-time in NFL history entering the 2012 season.

**NFL CAREER FIELD GOAL PERCENTAGE**

(min. 100 made)

Player	Years	FG	FGA	PCT.
1. Nate Kaeding	2004-11	173	200	86.5
2. Mike Vanderjagt	1998-2006	230	266	86.5
3. Rob Bironas	2005-11	189	219	86.3
4. Shayne Graham	2001-11	214	249	85.9
5. Robbie Gould	2005-11	187	218	85.8
6. Stephen Gostkowski	2006-11	141	167	84.4
7. Matt Bryant	2002-11	200	238	84.0
8. Matt Stover	1991-2009	471	563	83.7
9. Ryan Longwell	1997-2011	361	434	83.2
10. Phil Dawson	1999-2011	276	332	83.1

## NFL INSTANT REPLAY

The NFL uses a system of Referee Replay Review to aid officiating.

**Reviews by Referee:** All Replay Reviews will be conducted by the Referee on a field-level monitor after consultation with the other covering official(s), prior to review. A decision will be reversed only when the Referee has indisputable visual evidence available to him that warrants the change.

**Coaches' Challenge:** In each game, a team will be permitted two challenges that will initiate Instant Replay reviews except for plays when the on-field ruling is a score for either team, an interception, a fumble or backward pass that is recovered by an opponent or goes out of bounds through an opponent's end zone, or a muffed scrimmage kick recovered by the kicking team. A team is also prohibited from challenging any ruling after the two-minute warning of each half, and throughout any overtime period. Each challenge will require the use of a team time out. If a challenge is upheld, the time out will be restored to the challenging team. If both challenges are upheld, a third challenge will be awarded to the challenging team. No challenges will be recognized from a team that has exhausted its time outs.

**Replay Official's Request for Review:** After all scoring plays, interceptions, fumbles and backward passes that are recovered by an opponent or go out of bounds through an opponent's end zone, muffed scrimmage kicks recovered by the kicking team, and after the two-minute warning of each half throughout any overtime period, any Replay Review will be initiated by a Replay Official from a Replay Booth comparable to the location of the coaches' booth or Press Box. There is no limit to the number of Replay Reviews that may be initiated by the Replay Official. His ability to initiate a review will be unrelated to the number of time outs that either team has remaining, and no time out will be charged for any review initiated by the Replay Official.

**Time Limit:** Each review will be a maximum of 60 seconds in length, timed from when the Referee begins his review of the replay at the field-level monitor.

**Reviewable Plays:** The Replay System will cover the following play situations only:

### A. Plays governed by Sideline, Goal Line, End Zone, and End Line:

1. Scoring plays, including a runner breaking the plane of the goal line.
2. Pass complete/incomplete/intercepted at sideline, goal line, end zone, and end line.
3. Runner/receiver in or out of bounds.
4. Recovery of loose ball in or out of bounds.

### B. Passing Plays:

1. Pass ruled complete/incomplete/intercepted in the field of play.
2. Touching of a forward pass by an ineligible receiver.
3. Touching of a forward pass by a defensive player.
4. Quarterback (Passer) forward pass or fumble.
5. Illegal forward pass beyond the line of scrimmage.
6. Illegal forward pass after change of possession.
7. Forward or backward pass thrown from behind the line of scrimmage.

### C. Other Reviewable Plays:

1. Runner not ruled down by defensive contact.
2. Runner ruled down by defensive contact when the recovery of a fumble by an opponent or a teammate occurs in the action that happens following the fumble.
3. Runner ruled out of bounds when the recovery of a fumble by an opponent or a teammate occurs in the action that happens following the fumble.
4. Ruling of incomplete pass when the recovery of a passer's fumble, or the recovery of a backward pass, by an opponent or a teammate occurs in the action following the fumble or backward pass.
5. Ruling of a loose ball out of bounds when it is recovered in the field of play by an opponent or a teammate in the action after the ball hits the ground. Note 1: If the ruling of down by contact or incomplete pass is changed, the ball belongs to the recovering player at the spot of the recovery of the fumble, and any advance is nullified. If the ball goes out

of bounds in an end zone, the result of the play will be either a touchback or a safety. Note 2: If the Referee does not have indisputable visual evidence as to which player recovered the loose ball, the ruling on the field will stand. Note 3: This does not apply to complete/incomplete passes, or the ruling of forward progress.

6. Forward progress with respect to a first down.

7. Touching of a kick.

8. A field goal or Try attempt that crosses below or above the crossbar, inside or outside the uprights when it is lower than the top of the uprights, or touches anything.

9. Number of players on the field at the snap.

10. Illegal forward handoff.

11. A loose ball in play striking a video board, guide wire, sky cam, or any other object.

**Non-reviewable plays include, but are not limited to:**

1. Status of the clock.

2. Proper down.

3. Penalty administration.

4. Runner ruled down by defensive contact (not involving fumbles).

5. Forward progress not relating to first down or goal line.

6. Recovery of a loose ball that does not involve a boundary line or the end zone.

7. Field goal or try attempts that cross above either upright without touching anything.

8. Inadvertent whistle.

### INSTANT REPLAY HISTORY

From 1986-1991, a limited system of Instant Replay was used on a year-by-year basis. Replay also was experimented with during the 1996 and 1998 preseasons. For the 1999 season, the NFL introduced a system of Referee Replay Review to aid officiating. That system was extended on a one-year basis for the 2000 season and then approved for the next three years through 2003. The system was extended on a five-year basis in March 2004 and was later installed permanently in March 2007.

Following are the results of the different systems:

#### REGULAR SEASON, 1986-1991

Year	Games	Plays Closely	
		Reviewed	Reversals
1986	224	374	38
1987	210	490	57
1988	224	537	53
1989	224	492	65
1990	224	504	73
1991	224	570	90
<b>TOTAL</b>	<b>1,330</b>	<b>2,967</b>	<b>376</b>

#### PRESEASON, 1996, 1998

Year	Games	Challenges	Reversals
1996	10	13	3
1998	10	10	3
<b>TOTAL</b>	<b>20</b>	<b>23</b>	<b>6</b>

#### REGULAR SEASON, 1999-2011

Year	Games	Total Replay		
		Reviews	Challenges	Reversals
1999	248	195	133	57
2000	248	247	179	84
2001	248	258	191	89
2002	256	294	208	94
2003	256	255	184	66
2004	256	283	233	88
2005	256	295	223	92
2006	256	311	237	107
2007	256	327	250	122
2008	256	315	229	117
2009	256	328	228	126
2010	256	328	228	126
2011	256	390	209	172
<b>TOTAL</b>	<b>3,304</b>	<b>3,859</b>	<b>2,756</b>	<b>1,347</b>

## NFL TIE-BREAKING PROCEDURES

The following procedures will be used to break standings ties for postseason playoffs and to determine regular-season schedules.

Note: Tie games count as one-half win and one-half loss for both clubs.

### TO BREAK A TIE WITHIN A DIVISION

If, at the end of the regular season, two or more clubs in the same division finish with the best won-lost-tied percentage, the following steps will be taken until a champion is determined:

#### TWO CLUBS

1. Head-to-head (best won-lost-tied percentage in games between the clubs.)
2. Best won-lost-tied percentage in games played within the division.
3. Best won-lost-tied percentage in common games.
4. Best won-lost-tied percentage in games played within the conference.
5. Strength of victory in all games.
6. Strength of schedule in all games.
7. Best combined ranking among conference teams in points scored and points allowed in all games.
8. Best combined ranking among all teams in points scored and points allowed in all games.
9. Best net points in common games.
10. Best net points in all games.
11. Best net touchdowns in all games.
12. Coin toss.

#### THREE OR MORE CLUBS

(Note: If two clubs remain tied after one or more clubs are eliminated during any step, tie-breaker re-starts at Step One of two-club format. If three clubs remain tied after a fourth club is eliminated during any step, tie-breaker re-starts at Step One of three-club format.)

1. Head-to-head (best won-lost-tied percentage in games among the clubs.)
2. Best won-lost-tied percentage in games played within the division.
3. Best won-lost-tied percentage in common games.
4. Best won-lost-tied percentage in games played within the conference.
5. Strength of victory in all games.
6. Strength of schedule in all games.
7. Best combined ranking among conference teams in points scored and points allowed in all games.
8. Best combined ranking among all teams in points scored and points allowed in all games.
9. Best net points in common games.
10. Best net points in all games.
11. Best net touchdowns in all games.
12. Coin toss.

### TO BREAK A TIE FOR THE WILD-CARD TEAM

If necessary to break ties to determine the two Wild Card clubs from each conference, the following steps will be taken: A. If all the tied clubs are from the same division, apply division tie-breaker.

B. If the tied clubs are from different divisions, apply the following steps:

#### TWO CLUBS

1. Head-to-head, if applicable.
2. Best won-lost-tied percentage in the games played within the conference.
3. Best won-lost-tied percentage in common games, minimum of four.
4. Strength of victory in all games.
5. Strength of schedule in all games.
6. Best combined ranking among conference teams in points scored and points allowed in all games.
7. Best combined ranking among all teams in points scored and points allowed in all games.
8. Best net points in conference games.
9. Best net points in all games.
10. Best net touchdowns in all games.
11. Coin toss.

#### THREE OR MORE CLUBS

(Note: If two clubs remain tied after one or more clubs are eliminated during any step, tie-breaker re-starts at Step One of two-club format. If three

clubs remain tied after a fourth club is eliminated during any step, tie-breaker re-starts at Step Two of three-club format.)

1. Apply division tie-breaker to eliminate all but highest ranked club in each division prior to proceeding to step two. The original seeding within a division upon application of the division tie-breaker remains the same for all subsequent applications of the procedure that are necessary to identify the two Wild Card participants.
2. Head-to-head sweep (apply only if one has defeated each of the others or one club has lost to each of the others.)
3. Best won-lost-tied percentage in games played within the conference.
4. Best won-lost-tied percentage in common games, minimum of four.
5. Strength of victory in all games.
6. Strength of schedule in all games.
7. Best combined ranking among conference teams in points scored and points allowed in all games.
8. Best combined ranking among all teams in points scored and points allowed in all games.
9. Best net points in conference games.
10. Best net points in all games.
11. Best net touchdowns in all games.
12. Coin toss.

When the first Wild Card Team has been identified, the procedure is repeated to name the second Wild Card (i.e., eliminate all but the highest ranked club in each division prior to proceeding to step two). In situations where three teams from the same division are involved in the procedure, the original seeding of the teams remains the same for subsequent applications of the tie-breaker if the top-ranked team in that division qualifies for a Wild Card berth.

### OTHER TIE-BREAKING PROCEDURES

1. Only one club advances to the playoffs in any tie-breaking step. Remaining tied clubs revert to the first step of the applicable division or Wild Card tie-breakers. As an example, if two clubs remain tied in any tie-breaker step after all other clubs have been eliminated, the procedure reverts to Step 1 of the two-club format to determine the winner. When one club wins the tie-breaker, all other clubs revert to Step 1 of the applicable two-club or three-club format.
2. In comparing records against common opponents among tied teams, the best won-lost-tied percentage is the deciding factor since teams may have played an unequal number of games.
3. To determine home-field priority among division-tylists, apply Wild Card tie-breakers.
4. To determine home-field priority for Wild Card qualifiers, apply division tie-breakers (if teams are from the same division) or Wild Card tie-breakers (if teams are from different divisions).
5. To determine the best combined ranking among conference teams in points scored and points allowed, add a team's position in the two categories, and the lowest score wins. For example, if Team A is first in points scored and second in points allowed, its combined ranking is "3." If Team B is third in points scored and first in points allowed, its combined ranking is "4." Team A then wins the tiebreaker. If two teams are tied for a position, both teams are awarded the ranking as if they held it solely. For example, if Team A and Team B are tied for first in points scored, each team is assigned a ranking of "1" in that category, and if Team C is third, its ranking will still be "3."

### TIE-BREAKING PROCEDURE FOR SELECTION MEETING

1. Clubs not participating in the playoffs shall select in the first through 20th positions in reverse standings order.
2. The Super Bowl winner is last and Super Bowl loser is next-to-last.
3. The losers of the Conference Championship games shall select 29th and 30th based on won-lost-tied percentage.
4. The losers of the Divisional playoff games shall select 25th through 28th based on won-lost-tied percentage.
5. The losers of the Wild Card games shall select 21st through 24th based on won-lost-tied percentage.

If ties exist in any grouping except (2) above, such ties shall be broken by strength-of-schedule. If any ties cannot be broken by strength-of-schedule, the divisional or conference tie-breakers, if applicable, shall be applied. Any ties that still exist shall be broken by a coin flip.





**CLEVELANDBROWNS.COM**

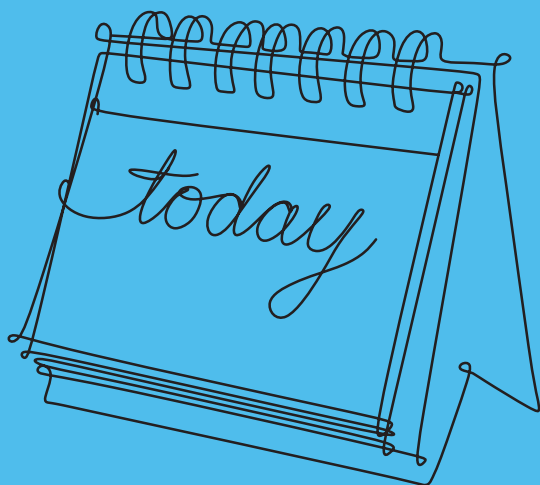
**YOUR SOURCE FOR  
ALL THINGS BROWNS**

**NEWS • EXCLUSIVE VIDEO AND AUDIO CONTENT  
BROWNS PROGRAMMING • TICKET INFORMATION • AND MORE**



**UNITE.**





**We'll see  
you later...  
today!**

Same-day appointments  
available at 1.800.274.2009

[clevelandclinic.org/sameday](https://clevelandclinic.org/sameday)



**Cleveland Clinic**