

TABLE OF CONTENTS



FRONT OFFICE

Organizational Directory	3
Ownership	
Peter Angelos	10
Investors	13
Front Office	
Tom Clancy	13
John Angelos	14
Doug Duennes	16
Bob Ames	16
Lou Kousouris	17
Neil Aloise	17
Gred Bader	18
Mike Hoppes	18
David Rovine	19
Dan Duquette	19
Brady Anderson	20
Lee Thomas	21
Fred Ferreira	21
Brian Graham	22
Tripp Norton	22
Kent Qualls	23
Gary Rajsich	23
Ned Rice	24
John Stockstill	24
Staff Headshots	25
Orioles REACH	30

MANAGER AND COACHES

Buck Showalter	40
Coaches	44
Behind the Scenes	55

PLAYERS

2012 Player Biographies	62
40-Man Roster & Spring Training Invitees ..	192

2012 YEAR IN REVIEW

Summary	196
Day-by-Day	201
2012 O's Transactions	203
Team/Individual Batting/Pitching Stats	206
Team/Individual Fielding Stats	207
Miscellaneous Pitching Stats	208
Miscellaneous Batting Stats	209
O's vs. Opponents	210
Orioles Odds & Ends	210
Major League Standings	211
Pinch/Designated Hitting Stats	212
2012 Miscellaneous Statistics	212

OPPONENTS

All-Time Records	214
Record in Each Ballpark	215
Opponent Information by Team	216

MINOR LEAGUES

Baseball Operations Directory &	
Affiliates' Records	246
Scouts	247
First Year Player Draft/1st Round Picks	248
Minor League Staff	249
Affiliates & Staff	254
Player Bios, Stats & Highlights	282

RECORDS AND HISTORY

Record and Standings, '54-'12	346
Home-Road Record, '54-'12	347
Year-by-Year Batting Leaders	348
Year-by-Year Pitching Leaders	349
Career Pitching & Batting Leaders	350
Season Top 10 Batting Performances	351
Season Top 10 Pitching Performances	352
300 Hitters, 30-HR & 100-RBI Seasons	353
RBI Leaders by Week/Month	353
Individual Batting Records, Game	354
Individual Batting Records, Season	355
Club Batting Records	356
Individual Home Run Records	357
Eutaw St. Home Runs	358
Club Home Run Records	359
Grand Slams, Current O's	360
Grand Slams, All-Time O's	361
Individual & Club Pitching Records, Game ..	362
20-Game Winners	362
Individual Pitching Records, Season	363
Club Pitching Records, Season	364
Low & No-Hit Games By/Vs. O's	364
Near No-Hitters	365
Club Fielding Records	365
Individual AL & ML Fielding Records	365
Triple Plays & Gold Gloves	367
General Club Records	368
All-Time Roster	369
O's Major Award Winners	381
O's All-Star Game Selectees	382
All-Star Game Notes	383
Post-Season Notes & History	384
History of Baseball in Baltimore	394
National Baseball Hall of Fame & Museum ..	397
Orioles Hall of Fame	397
Herb Armstrong Award Winners	399
Most Valuable Orioles	400
Retired Numbers - #4 Weaver, Earl	401
Retired Numbers - #5 Robinson, Brooks	402
Retired Numbers - #8 Ripken Jr., Cal	403
Retired Numbers - #20 Robinson, Frank	404
Retired Numbers - #22 Palmer, Jim	405
Retired Numbers - #33 Murray, Eddie	406

FRONT
OFFICE

ORIOLES
REACH

MANAGER &
COACHES

2013
ORIOLES

2012
IN REVIEW

OPPONENTS

MINOR
LEAGUES

RECORDS &
HISTORY

ORIOLE PARK

MEDIA



BALTIMORE ORIOLES

ORIOLE PARK AT CAMDEN YARDS

2013 Improvements.....	408
The History of OPACY.....	408
Field, Dimensions, Warehouse & Memorial Wall.....	409
Sports Legends, Entertainment System & Foul Poles.....	410
Seating Capacity, Parking & Improvements.....	411
Additional Improvements to OPACY.....	412
Firsts at OPACY, Tours & Ground Rules.....	414
Year-By-Year Attendance Information.....	415
Attendance Notes.....	416
Attendance Records.....	417
Record Crowds.....	418

MEDIA

Orioles Public Relations Department.....	420
BBWAA & O's Radio Network.....	421
TV Info & Orioles Broadcasters.....	422
Spring Training Info.....	427
Spring Training Schedule.....	428
OPACY Seating Chart.....	429
2012 Orioles Schedule.....	430

INFORMATION BOXES

WINS & LOSSES

All-Time Record By Month.....	55
Orioles Managers All-Time Record.....	43

PITCHING

Going, Going, Gone.....	52
Most Saves by Rookie Pitchers.....	171
Now Pitching.....	119
Oh, What a Relief.....	82

HITTING

20-20 Club.....	355
All-Time HR Leaders at OPACY.....	168
Hitting for the Cycle.....	354
Club Batting.....	356
Inside-the-Park HRs.....	393
Leading Active HR Hitters vs. O's.....	191
Longest Home Runs at OPACY.....	357
Position Leaders, HR & RBI.....	400

AWARDS

2012 O's Minor League Players of the Year.....	271
Brooks Robinson Award.....	78
Cal Ripken Sr. Award.....	253
Elrod Hendricks Award.....	272
Ford C. Frick Award.....	428
Jim Palmer Prize.....	268
Orioles AL Monthly Award Winners.....	76
Players of the Month.....	400
Roberto Clemente Award.....	170
Russo Award.....	275
Silver Slugger Award Winners.....	186

MISC

50/100 Millionth Fan.....	418
All In The Family.....	281
Babe Ruth Birthplace & Museum.....	94
Birds' Biggest Deal.....	97
Born to be an Oriole.....	92
Coaching Tenures.....	52
Did You Know???.....	104 & 275
Elrod Hendricks.....	52
Exhibition Games Attendance.....	428
Expansion Losses.....	259
Head Athletic Trainers.....	55
Making the Last One Count.....	132
Oldest Players in Orioles History.....	143
One-Time Orioles.....	
One-Time Major Leaguers.....	137
Oriole Advocates.....	225
Oriole DH's (sales volunteers).....	230
Pre-Game Workout Schedule.....	416
Presidential Visits.....	48
Youngest Players in Orioles History.....	130

© Baltimore Orioles, LP, 2012

Produced by:

Monica Barlow, Jeff Lantz, Jay Moskowitz,
Greg Bader, Amanda Sarver, Connor Gregiore,
Sean Foy, Kyle Warren, Emma Marshall,
Marybeth Herrick, Julie Ludwig, Jeff Omer
The Baltimore Orioles Public Relations Department

Statistical Data provided by:

MLB Information Systems, Elias Sports Bureau
Howe Sportsdata, Stats Inc.
Society for American Baseball Research

Photo Credits:

All photos courtesy of Todd Olszewski except:
Getty Images, Norfolk Tides, Delmarva Shorebirds

Printing by:



Glen Burnie, MD
Printed in the USA





EXECUTIVE MANAGEMENT

CHAIRMAN OF THE BOARD/CHIEF EXECUTIVE OFFICER	PETER ANGELOS
VICE CHAIRMAN, COMMUNITY PROJECTS & PUBLIC AFFAIRS	THOMAS L. CLANCY, JR.
EXECUTIVE VICE PRESIDENT	JOHN P. ANGELOS
EXECUTIVE VICE PRESIDENT, BUSINESS OPERATIONS	DOUG DUENNES
GENERAL COUNSEL	H. RUSSELL SMOUSE

BUSINESS/ADMINISTRATION

VICE PRESIDENT/CHIEF FINANCIAL OFFICER	ROBERT A. AMES, CPA
VICE PRESIDENT/SPECIAL LIAISON TO CHAIRMAN	LOU KOUSOURIS
EXECUTIVE ASSISTANT, BUSINESS OPERATIONS	LACEY BRAUER
EXECUTIVE ADMINISTRATIVE ASSISTANT	JEN TILLMANN
ADMINISTRATIVE ASSISTANT	COLLEEN GELLATLY

FINANCE

VICE PRESIDENT, FINANCE	MICHAEL D. HOPPES, CPA
MANAGER, FINANCE	CAROLE BOHON
SENIOR ACCOUNTANT	J. ELENA ARELLANO, CPA
FINANCIAL ANALYST	KAYE LAKER
FINANCIAL ANALYST	JOE LICHTFUSS
TICKET OFFICE ACCOUNTANT	JOAN WALSH
ACCOUNTS RECEIVABLE MANAGER	KIM YANCHESKI
PAYROLL MANAGER	PAMELA NOWICKI
ACCOUNTS PAYABLE MANAGER	DIANE SCHMITT



BALTIMORE ORIOLES

ADMINISTRATION

DIRECTOR, HUMAN RESOURCES	LISA TOLSON, PHR
HUMAN RESOURCES SPECIALIST	WENDY MORRISON, PHR
HUMAN RESOURCES & ACCOUNTING ASSISTANT	CINDY DUMAS
DIRECTOR, INFORMATION SYSTEMS	JAMES L. KLINE
DESKTOP SUPPORT MANAGER	JOE PETRALIA
DESKTOP SUPPORT COORDINATOR	SHARON DANIELS
INFORMATION SYSTEMS ADMINISTRATOR	MARCY ZERHUSEN
MERCHANDISING MANAGER	JAMIE BELL
PURCHASING MANAGER	LINDA ASHAUER
YORK, PA STORE MANAGER	KELLY BARTH

BASEBALL OPERATIONS

MAJOR LEAGUE BASEBALL OPERATIONS

EXECUTIVE VICE PRESIDENT, BASEBALL OPERATIONS	DAN DUQUETTE
VICE PRESIDENT, BASEBALL OPERATIONS	BRADY ANDERSON
SPECIAL ASSISTANT TO EVP OF BASEBALL OPERATIONS	LEE THOMAS
EXECUTIVE DIRECTOR, INTERNATIONAL RECRUITING	FRED FERREIRA
DIRECTOR, BASEBALL ADMINISTRATION	TRIPP NORTON
DIRECTOR, MAJOR LEAGUE ADMINISTRATION	NED RICE
MANAGER, BASEBALL OPERATIONS	BILL WILKES
COORDINATOR, TEAM TRAVEL	KEVIN BUCK
EQUIPMENT MANAGER (HOME)	CHRIS GUTH
EQUIPMENT MANAGER (ROAD)	FRED TYLER
UMPIRE ROOM MANAGER	JIM TYLER
ASSISTANT EQUIPMENT MANAGER	IRVING "BUNNY" GERMAN

SCOUTING

DIRECTOR, PLAYER PERSONNEL	JOHN STOCKSTILL
DIRECTOR, SCOUTING	GARY RAJSICH
ASSISTANT DIRECTOR, PLAYER PERSONNEL	MIKE SNYDER
COORDINATOR, PROFESSIONAL SCOUTING	MATT KOIZIM
ADMINISTRATOR, SCOUTING	BRAD CIOLEK



PLAYER DEVELOPMENT

DIRECTOR, MINOR LEAGUE OPERATIONS	KENT QUALLS
DIRECTOR, PLAYER DEVELOPMENT	BRIAN GRAHAM
DIRECTOR, PITCHING DEVELOPMENT	RICK PETERSON
COORDINATOR, MINOR LEAGUE HITTING	MIKE BOULANGER
COORDINATOR, MINOR LEAGUE ADMINISTRATION	J. MARIA ARELLANO
COORDINATOR, PLAYER DEVELOPMENT	CALE COX

ANALYTICS

COORDINATOR, BASEBALL ANALYTICS	SARAH GELLES
PLAYER INFORMATION ANALYST	THOMAS DUNCAN
COORDINATOR, VIDEO	MIKE SILVERMAN
COORDINATOR, ADVANCE SCOUTING	BEN WERTHAN

MEDICAL STAFF

HEAD ATHLETIC TRAINER	RICHIE BANCELLS
ASSISTANT ATHLETIC TRAINER	BRIAN EBEL
STRENGTH AND CONDITIONING COACH	JOE HOGARTY
TEAM PHYSICIAN/MEDICAL DIRECTOR	DR. WILLIAM GOLDINER
ORTHOPEDIST	DR. JOHN WILCKENS
DENTIST	DR. GUS LIVADITIS
OPTOMETRIST	DR. ELLIOTT MYROWITZ



BALTIMORE ORIOLES

BUSINESS OPERATIONS

COMMUNICATIONS & MARKETING

VICE PRESIDENT, COMMUNICATIONS & MARKETING	GREG BADER
COMMUNICATIONS & COMMUNITY RELATIONS ASSISTANT	CHRISTINA ZIZOS

PUBLIC RELATIONS

DIRECTOR, PUBLIC RELATIONS	MONICA BARLOW
MANAGER, MEDIA RELATIONS	JEFF LANTZ
COORDINATOR, BASEBALL INFORMATION	JAY MOSKOWITZ
COORDINATOR, PUBLIC RELATIONS AND NEW MEDIA	AMANDA SARVER
TEAM PHOTOGRAPHER	TODD OLSZEWSKI
GRAPHIC DESIGNER	JULIE LUDWIG
GRAPHIC DESIGN ASSISTANT	MARYBETH HERRICK

COMMUNITY RELATIONS & PROMOTIONS

DIRECTOR, COMMUNITY RELATIONS & PROMOTIONS	KRISTEN SCHULTZ
MANAGER, PROMOTIONS & PROGRAMS	ANASTASIA DASKALAKIS
MANAGER, SPECIAL EVENTS	BAILEY FRYE
COORDINATOR, COMMUNITY RELATIONS	MATTHEW DEATH

ORIOLES ALUMNI

DIRECTOR, ORIOLES ALUMNI	BILL STETKA
MANAGER, ALUMNI AFFAIRS	STEVE FREEMAN
ALUMNI AFFAIRS ASSISTANT	JENNIFER STEIER

ORIOLES PRODUCTIONS

DIRECTOR, ORIOLES PRODUCTIONS	MIKE STASHIK
MANAGER, IN-GAME ENTERTAINMENT	BRYAN KRANDLE
PRODUCER, ORIOLES PRODUCTIONS	BEN EPSTEIN
VIDEO GRAPHICS COORDINATOR, ORIOLES PRODUCTIONS	JOSEPH KANE III
COORDINATOR, GAME ENTERTAINMENT	HEATHER BRESSLER
PRODUCTION SPECIALIST	JOHN TILLMANN
PRODUCTIONS ASSISTANT	KAREN RIDDLE
PUBLIC ADDRESS ANNOUNCER	RYAN WAGNER

FRONT
OFFICE

ORIOLES
REACH

MANAGER &
COACHES

ORIOLES
2013

IN REVIEW
2012

OPPONENTS

MINOR
LEAGUES

RECORDS &
HISTORY

ORIOLE PARK

MEDIA



CORPORATE SALES & SPONSORSHIP

SENIOR MANAGER, CORPORATE SALES	JACK KRABBE
ACCOUNT MANAGER, CORPORATE SALES	BRENNAN FELDHAUSEN
SENIOR FULFILLMENT COORDINATOR	LAURA SCHIELL
COORDINATOR, FULFILLMENT	ADAM COOPER
COORDINATOR, CORPORATE SPONSORSHIP	GABI TAPKAS

TICKETING & FAN SERVICES

VICE PRESIDENT, TICKETING & FAN SERVICES	NEIL ALOISE
ASSISTANT DIRECTOR, SALES	MARK HROMALIK
MANAGER, TICKETING	AUDREY M. BROWN
MANAGER, BOX OFFICE	ZACH BROWN
MANAGER, PARTY FACILITIES	CORY DANIELE
MANAGER, NEW SALES	MATT DOUGHERTY
MANAGER, SUITE SALES	MATTHEW P. DRYER
MANAGER, SYSTEMS INVENTORY & REPORTING	STEVE KOWALSKI
MANAGER, SEASON PLAN SALES	SCOTT ROSIER
MANAGER, FAN SERVICES	BUD VERGE
COORDINATOR, TOURS	SUE ELLEN HICKMAN
COORDINATOR, PRINTING	JANICE KEMPER
COORDINATOR, PARTY FACILITIES	ELYSE ROWAN
COORDINATOR, PROCESSING	CHRISSIE WERZINSKY
ACCOUNT EXECUTIVE	PATRICK FIELDS
ACCOUNT EXECUTIVE	RYAN KREISSIG
ACCOUNT EXECUTIVE	DERON MARCHANT
ACCOUNT EXECUTIVE	BRETT RITCHEY
ACCOUNT EXECUTIVE	DANIEL STAHL
SEASON PLAN SALES REPRESENTATIVE	BARRY BINGAMAN
SEASON PLAN SALES REPRESENTATIVE	RYAN D. FOX
SEASON PLAN SALES REPRESENTATIVE	CARLOS GOLLAHON, JR.
SEASON PLAN SALES REPRESENTATIVE	JASON MATHIAS



BALTIMORE ORIOLES

SEASON PLAN SALES REPRESENTATIVE	JOYCE J. NOTO
SEASON PLAN SALES REPRESENTATIVE	JACQUELINE LEE OLUP
SEASON PLAN SALES REPRESENTATIVE	ERIC WICKENHEISER
GROUP SALES REPRESENTATIVE	TEHYA MOCKAPETRIS
GROUP SALES REPRESENTATIVE	MEGAN O'LEARY
GROUP SALES REPRESENTATIVE	REN R. WECHSLER
GROUP SALES REPRESENTATIVE	JESSIE ZAHNER
MAIN RECEPTIONIST	JOI ADAMS
ADMINISTRATIVE ASSISTANT	TRACY SILWICK
SENIOR STAFF	KAREN BAER, JIM CARNAGGIO, JOE CARNAGGIO, ENA CLARKE, BOB COONEY, ERIC FEINBLATT, PAM FIELDS, TISH GARRETT, ALINE GOLLAHON, MICHAEL HEID, THOM HITZELBERGER, KANDY KEPNER, CHERYL LAWRENCE, SUSAN ROWELL, DONALD SAPP, DAVID TUMMINELLO
FAN SERVICES REPRESENTATIVES	DEBBIE COLE, SHARON HUNT, MARTIN JOSIE BRAD KIRKLEY, MARTY SHIFRIN

BALLPARK OPERATIONS

DIRECTOR, BALLPARK OPERATIONS	KEVIN CUMMINGS
MANAGER, EVENT OPERATIONS	ALISON MCAVOY
MANAGER, BALLPARK OPERATIONS	JACK WEBB
MANAGER, MAIL ROOM OPERATIONS	LAMONT WILLIAMS
MAIL ROOM ASSISTANT	MAKO ALEXANDER
HEAD GROUNDSKEEPER	NICOLE MCFADYEN
ASSISTANT GROUNDSKEEPER	NICK ROZDILSKI
ASSISTANT GROUNDSKEEPER	THOMAS KIRSCH

FOOD SERVICES

DIRECTOR, FOOD SERVICES	THOMAS ORSZULAK
-------------------------	-----------------

FRONT
OFFICEORIOLES
REACHMANAGER &
COACHES2013
ORIOLES2012
IN REVIEW

OPPONENTS

MINOR
LEAGUESRECORDS &
HISTORY

ORIOLE PARK

MEDIA



FLORIDA OPERATIONS

VICE PRESIDENT, ORIOLES-SARASOTA	DAVID ROVINE
MANAGER, TICKET OPERATIONS	TREVOR MARKHAM
MANAGER, FACILITIES OPERATIONS	RICK MEYER
FLORIDA OPERATIONS ASSISTANT	TRACEE CHAPMAN
ACCOUNT EXECUTIVE, PREMIUM SALES & SERVICE	BRAD DWIGHT
HEAD GROUNDSKEEPER	DON KAIB
ASSISTANT HEAD GROUNDSKEEPER	DAN THOMAS
GROUNDSKEEPER	RICHARD COFFEY
GROUNDSKEEPER	ROBERT KULL
GROUNDSKEEPER	LUIS AGUAYO





BALTIMORE ORIOLES



PETER ANGELOS MANAGING PARTNER

Peter Angelos, the Principal Owner and Managing Partner of the Baltimore Orioles, has brought dynamic leadership to the ballclub and to the community since he and his fellow investors restored the team to local ownership in August, 1993.

Under his 20-year stewardship, the Orioles have reached the American League Championship Series twice and the playoffs three times, most recently last season, led the league in attendance five times – the first times in franchise history – and hosted such historic occasions as the first games between a Major League Baseball team and Cuba in nearly 40 years and Cal Ripken's 2,131st consecutive game. In a testament to the enduring popularity of the team, in 2008 the Orioles welcomed their 100 millionth fan in franchise history and Oriole Park at Camden Yards welcomed its 50 millionth fan in just 17 seasons. Opened in 1992, Oriole Park is the quickest ballpark to achieve the 50 million fan milestone in the history of baseball.

The Orioles' ownership has committed to building a winner by rebuilding the farm system with young talent that is now beginning to pay dividends. Under Mr. Angelos, the Orioles have dramatically increased their stake in scouting and player development, both in the United States and internationally. Executive Vice President of Baseball Operations Dan Duquette and his staff are paving the way to a new era of Orioles baseball designed to further fortify the player development and scouting areas while building on the talent already at the major league level. This commitment paid off in 2012, when players scouted internationally, including Miguel Gonzalez and Wei-Yin Chen, combined with homegrown talent like Matt Wieters and Jim Johnson helped the Orioles to the American League Wild Card and a trip to the Division Series.

In addition, Mr. Angelos' vision in creating the Mid-Atlantic Sports Network not only maintained the integrity of the Orioles television territory, but it created a valuable asset for the Orioles franchise, which is a part-owner of the regional sports network. The success of the network over the long term will provide the territorial and financial stability necessary to secure the future of the Orioles franchise in Baltimore for generations to come.

In conjunction with Major League Baseball's relocation of the Nationals in Washington, D.C., Mr. Angelos, refusing to allow the division or diminution of the Orioles' exclusive television territory, offered instead to share the Orioles' exclusive television territory with the Nationals and to form a jointly owned regional sports network that would professionally produce and present the games, shows, and programming of both teams throughout the Baltimore-Washington metropolitan area and the seven-state region served by MASN.

Orioles games are now distributed to a larger audience than ever, as the network is available to more than 6 million households from Harrisburg, Pennsylvania to Charlotte, North Carolina. The network introduced pregame and postgame shows for every game and recruited Emmy award-winning, network-caliber broadcast teams, which include Hall of Famers and World Series MVPs. While the Orioles maintain a majority ownership interest in the network, MASN treats both teams equally in all matters. In 2013, the network began its ninth year televising Washington Nationals games and its seventh season as the Orioles' television outlet as part of its 24-hour programming schedule.

In addition to televising every available Nationals and Orioles game, Mr. Angelos wanted the network to highlight local collegiate programs whose games had not previously been televised. Many local Maryland schools are among the 300 NCAA football and basketball games televised by MASN every year.

Mr. Angelos has been an industry leader in professional baseball and has helped strengthen the national pastime. He was the only owner to serve on the negotiating committee that worked out the historic 2002 labor agreement between Major League Baseball and the MLB Players Association – the first such agreement without a strike in the 30-plus years of labor negotiations between the groups. His involvement in those labor negotiations was hailed by both sides. Major League Baseball and the MLB Players Association were able to reach a five-year agreement without a strike, the first settlement without a work stoppage since the rise of the players' labor movement in 1969, setting the stage for a second such agreement in the fall of 2006.



The Orioles owner also has taken the lead in helping utilize baseball as a bridge among people. He spearheaded the effort to have the Orioles and a team of Cuba's best players engage in an historic 2-game series in the two countries, a match-up viewed as a way to transcend politics and bring about closer cultural and social ties between the people of the United States and Cuba. He also helped to develop the first baseball team to represent Greece in Olympic baseball competition at the 2004 Olympics in Athens and thereafter to establish baseball on a permanent basis for Greek youth. This effort is being done in compliance with Commissioner Bud Selig's program to extend the internationalization of baseball.

At Oriole Park at Camden Yards, Mr. Angelos has taken constructive steps off the field to enhance the fan experience. In order to keep baseball games an affordable family experience, Angelos has insisted the club offer a range of ticket pricing. Furthermore, at his direction, Camden Yards maintains one of the most liberal food policies in all of professional sports, allowing outside food and beverages to be brought into the stadium. Despite an industry-wide trend towards selling stadium naming rights, Angelos has been steadfast in maintaining the integrity of Oriole Park at Camden Yards. Last year, the fan experience was further enhanced by the addition of the Orioles Legends sculpture garden in the bullpen picnic area; the installation of the Roof Deck overlooking centerfield, a popular place for fans to gather and enjoy a unique ballpark view; and the lowering of the wall on the Flag Court, making it easier for fans to watch the game from this location.

In addition to building a club fans can be proud of, Mr. Angelos has overseen the efforts of the Orioles to make significant contributions to the community, particularly for children. Under Mr. Angelos' direction, the club launched OriolesREACH in 2007 to centralize its community relations initiatives in an effort to better reach those who needed the most assistance. Over 12,000 children experience a game for free at Oriole Park each season thanks to the OriolesREACH Gameday Experience Program, which provides complimentary tickets, transportation, concessions and souvenirs to those who might otherwise not be able to attend a game. Other annual OriolesREACH initiatives include a Food Drive, Blood Drive, Equipment Drive and Kids Holiday Party, among other diverse and meaningful programs.

Through cash contributions, ticket and memorabilia donations, club resources and promotion, over 800 non-profit groups are aided by the Orioles each year. The Orioles Charitable Foundation has contributed to organizations such as the Salvation Army, the Cal Ripken Sr. Foundation, the National Kidney Foundation, House with a Heart, Junior Advancement and the Leukemia and Lymphoma Society Brain Gala. Also among recipients of Orioles support is the John Steadman Cancer Initiative, which raises funds for cancer research and awareness in memory of the longtime Baltimore sportswriter who succumbed to the disease in 2001. Through its foundation and client contributions, the Orioles have donated millions of dollars to various charitable causes, including for the 15th straight year being sponsors of the Baltimore Symphony Gala.

On a personal level, Mr. Angelos and his wife, Georgia, became the first ever \$1 million donors to the United Way's Central Maryland chapter. The chapter, which covers Baltimore City and Baltimore, Harford, Carroll, Anne Arundel and Howard Counties, had never received an individual donation greater than \$250,000 prior to Mr. and Mrs. Angelos' contribution. Mr. Angelos is also an active supporter of the Amyotrophic Lateral Sclerosis (ALS) Association.

The son of Greek immigrants, Mr. Angelos was born July 4, 1929 in Pittsburgh, PA. The family moved to Baltimore when he was an infant, and he was raised in the industrial neighborhood of Highlandtown in East Baltimore. He graduated from Patterson Park High School and from the University of Baltimore, where he was valedictorian of his class at the School of Law. An attorney since 1961, he has built the Law Offices of Peter G. Angelos, P.C., into one of the nation's leading personal injury law firms representing the victims of harmful products. Throughout his legal career, Angelos has been a champion for ordinary citizens and has taken on some of the most powerful corporations in the country, including asbestos manufacturers, the tobacco companies and the pharmaceutical industry.

Mr. Angelos, who was elected to and served on the Baltimore City Council from 1959 to 1963, has long been active in civic and community endeavors. He currently is Chairman of WestSide Renaissance, Inc., the non-profit organization of civic leaders that is spearheading the \$1 billion revitalization of Downtown Baltimore's west side. He also is a board member and major benefactor of Charles Street Development Corp., which is working to enhance Baltimore's historic avenue. In this regard, he has entered into a unique partnership with the Johns Hopkins University School of Continuing Studies to ensure its presence in the downtown area with a building at Charles and Fayette Streets devoted to business education.



BALTIMORE ORIOLES

Mr. Angelos serves as a member of the board for a number of colleges, hospitals and civic organizations and has been widely honored for his commitment to higher education and civic causes. He has received honorary doctorate degrees from Mount Saint Mary's College, Loyola College of Maryland and the University of Baltimore. He is a member of the Business-Higher Education Forum, the Supreme Court Historical Society, the American Academy of Achievement and the Ellis Island Medal of Honor Society. He is a recipient of the AFL-CIO Social Justice Award.

Mr. Angelos is also a strong supporter of the Reginald F. Lewis Museum of Maryland African American History and Culture. He serves on the Baltimore museum's Board of Directors and, in addition lending personal financial support, was instrumental in helping the museum secure funding from the state of Maryland.

In 2008, he made a \$5 million, dollar-for-dollar matching pledge to support the construction of a new 190,000 square foot law school building, to open this year, as part of the John and Frances Angelos Law Center at the University of Baltimore Law School. In both 2010 and this year, Mr. Angelos donated an additional \$5 million to his alma mater, bringing his total contribution to \$15 million. This year, he was selected as an Influential Marylander for Philanthropy by the Maryland Daily Record.

Peter Angelos also serves as a Member of the Board of the following institutions and foundations: Johns Hopkins University; University of Maryland Medical Systems Corporation; St. Joseph Medical Center Foundation; George Meany Center- National Labor College; Loyola College in Maryland; and the Baltimore Symphony Orchestra. He is also a member of The Johns Hopkins Medicine Board of Visitors, the Advisory Board of the University of Baltimore School of Law and the Board of Visitors of the University of Baltimore.

The Baltimore Urban League presented him with its Whitney Young, Jr. Memorial Award for his commitment to furthering the quality of life for the citizens of Greater Baltimore. He also has been honored by the NAACP, the Associated Black Charities of Maryland and the Johns Hopkins Allen L. Berman University Real Estate Institute. In 1998, the Baltimore Sun named Peter G. Angelos as its Man of the Year.

Mr. Angelos and his wife have two sons, John and Louis. John is an Executive Vice President with the Orioles and MASN, while Louis is an attorney with the Law Offices of Peter G. Angelos.

OWNERSHIP OF THE ORIOLES

On October 4, 1993, American League owners unanimously approved the sale of ownership of the Orioles from then-principal shareholder Eli S. Jacobs to a group of investors led by Baltimorean Peter Angelos. The sale placed the Orioles in local hands for the first time since 1979, when Jerold C. Hoffberger, representing his family, which owned a controlling interest in both the Orioles and the National Brewing Company, sold the franchise to prominent Washington attorney Edward Bennett Williams.

From October 29, 1953, when the transfer of the St. Louis Browns franchise became official until Williams purchased the club late in 1979, the Baltimore Baseball Club, Inc. was publicly held and was operated by a group of Baltimore investors which owned a majority share of the BBCI. Among those who played key roles in the operation of the franchise during that 26-year period were: Former chief executives Clarence Miles, who organized the group that secured the St. Louis Browns for Baltimore and who served as the club's first president; James Keeltly, Jr.; Joseph A. W. Iglehart; and Jerry Hoffberger, as well as longtime club treasurer Zanvyl Krieger ('58-'79).



TOM CLANCY

VICE CHAIRMAN OF COMMUNITY PROJECTS AND PUBLIC AFFAIRS



In the mid-1980's, Tom Clancy was an obscure Maryland insurance agent with a passion for naval history and only a letter to the editor and a brief article on the MX missile to his credit. Years before, he had been an English major at Baltimore's Loyola College and had always dreamed of writing a novel. His first effort, *The Hunt for Red October*—the story of a Russian submarine captain who defects to the United States—sold briskly as a result of rave reviews, then catapulted on to the New York Times bestseller list after President Ronald Reagan pronounced it "the perfect yarn" and "non-put-downable." Since then, Clancy has established himself as an undisputed master at blending exceptional realism with authenticity, intricate plotting, and razor-sharp suspense. Other #1 bestsellers followed: *Patriot Games*, *Cardinal of the Kremlin*, *Clear and Present Danger*, *The Sum of All Fears*, *Without Remorse*, *Debt of Honor*, *Executive Orders*, *Rainbow Six*, *The Bear and The Dragon*, *Red Rabbit* and *Teeth of the Tiger*.

Clancy is extremely well-known for his deep admiration and respect for our men and women in uniform, whom he holds in the highest esteem. On November 8, 2010, he announced the "Send a Message to an American Hero" program, to encourage the American public to show their support by sending messages of gratitude to veterans and active duty soldiers who are recovering at Walter Reed Army Medical Center, the nation's largest military medical facility, and clinical center of gravity of American military medicine.

His non-fiction works include *Into the Storm: A Study in Command* with General Fred Franks, Jr. (Ret.), and *Submarine, Armored Cav, Fighter Wing, Marine and Airborne*. He has also written four books in an extraordinary nonfiction series that looks deep into the art of war through the eyes of America's outstanding military commanders.

ORIOLES INVESTORS



Wanda T. King
President,
The Calverton School



Harvey M. Meyerhoff
Chairman of the Board,
Magna Holdings, Inc.



David H. Bernstein
Chairman of the Executive
Committee of the Board of Directors,
Doty Free International, Inc.



Edward J. Brush
Attorney, Author, Educator



Barry Levinson
Motion picture producer,
writer and director



Pam Shriver
Professional tennis player
Network commentator



William P. Beatson
Owner,
The Beatson Companies



Alfred Tyler II
President,
Weston Investments, Inc.



George P. Stamas
Senior Partner, Corporate,
Kirkland & Ellis, LLP



James S. Riepe
Senior Advisor/Retired Vice
Chairman, *T. Rowe Price
Associates*



John H. Laporte
Vice President,
T. Rowe Price Associates



Wayne R. Gioioso, Sr.
Owner, *Gioioso Investments*



Jack B. Dunn, IV
President and Chief Executive
Officer, *Forensic Technologies
International Corp.*

FRONT
OFFICE

ORIOLES
REACH

MANAGER &
COACHES

2013
ORIOLES

2012
IN REVIEW

OPPONENTS

MINOR
LEAGUES

RECORDS &
HISTORY

ORIOLE PARK

MEDIA



BALTIMORE ORIOLES

FRONT
OFFICE

ORIOLES
REACH

MANAGER &
COACHES

ORIOLES
2013

IN REVIEW
2012

OPPONENTS
2013

MINOR
LEAGUES

RECORDS &
HISTORY

ORIOLE PARK

MEDIA



JOHN P. ANGELOS EXECUTIVE VICE PRESIDENT

Now in his 20th season with the Orioles, John Angelos is responsible for the general business operations of the club. In addition, Angelos has been involved since 2001 in the planning, development, and launch of the Mid-Atlantic Sports Network (MASN), the regional sports and entertainment television network owned in partnership with the Washington Nationals, and he has been responsible since 2005 for the full-time launch and oversight of the twenty-four hour, year-round television network.

During the past decade, Angelos has worked to enhance every facet of the club's business operations. In addition to overseeing general operations, ranging from sales and marketing to venue operations to broadcasting, Angelos has in particular focused upon expanding the reach, activation, and revenue potential of the Orioles' various television, radio, mobile and internet multimedia platforms. In 2010, Angelos was recognized by Sports Business Journal as one of ten top "decision-makers" in the United States with regard to the growth of online streaming of sports content for his vision and understanding of the economics of sports marketing and content distribution.

Angelos expanded the Orioles radio platform in 2006 by launching the Orioles Radio Network, the franchise's in-house radio arm, to bring the club comprehensive control of all aspects of its network radio platform. As a result of the launch, the club was able to triple the distribution of the Orioles Radio Network, which is now broadcast on over 30 affiliated stations reaching millions of listeners in seven Mid-Atlantic States.

Angelos played a pivotal role in contributing to planning, launching, expanding, and overseeing the Mid-Atlantic Sports Network from the earliest development stages through realization. From 2001, by virtue of his oversight of the Orioles in-house television operations up to and through the planning stages for the club's future regional sports network, Angelos focused upon enhancing the club's outreach to fans and sponsors along its television platform through development of programming and content, distribution, and sales opportunities. In 2005 and 2006, Angelos was instrumental in executing the launch of MASN first as a games-only network and soon thereafter as a twenty-four hour per day, year-round television network that was to soon lead the regional sports television industry on numerous fronts, including in the fields of game production, live programming, technology, marketing, and affiliate distribution. By 2006, as President of MASN, and as MASN established significantly expanded carriage throughout its seven-state territory, he spearheaded efforts to, for the very first time in the Mid-Atlantic region, carry one-hundred percent of the game schedule of both baseball clubs to sports viewers and later lead the charge to make every game carried on the network available in high-definition (HD) television format. As a result, in 2008 MASN became the leading regional sports network in the country in telecasting over 300 live MLB games in state of the art HD format. On Angelos' watch, the network created originally produced, high quality pre-game shows, post-game shows, magazine format shows, and a variety of live and pre-packaged special programming and brought this programming for the very first time to the region's sports viewers.

Angelos recruited a high-profile, nationally recognized executive team and on-air talent team for all MASN game and show telecasts and oversaw the implementation by MASN's expert production team of important and unprecedented live television production enhancements at the regional sports network level that had typically been only experienced by viewers of national sports networks. In addition to telecasting all games in HD, the production enhancements introduced to Mid-Atlantic sports fans for the first time on a regional sports network included the incorporation of "super-slo" motion cameras, remote field cameras, in-game player and manager interviews, live in-ballpark studio and off-site studio updates, and the integration of MASN's "Live-360 Degree" use of talent and content interchangeably across MASN's multiple television, internet, and mobile platforms as well as across the clubs' various radio, internet, and in-venue platforms. Responsible for overseeing the creation and content development of the masnsports.com website, numerous strategic multimedia content sharing and co-marketing partnerships with area television and radio stations and media entities in the Baltimore, Washington, D.C., and other regional markets, and the development of the launch marketing and on-air look and feel of the network, under Angelos' direction MASN's production and marketing departments were recognized on behalf of the network with 31 awards for creative and promotional excellence, including 24 Addy Awards, 6 Emmys, and the American Marketing Association's Award of Excellence.



Today, MASN is one of the leading regional sports networks in the United States, and the network is carried by cable, satellite, and telecom affiliates to a region that is the fourth-largest combined media market in the country covering Maryland, Washington, D.C., Virginia, Delaware, West Virginia, and North Carolina. MASN's annual audience levels have consistently grown each year, and MASN currently televises more live professional and college content than perhaps any regional television sports network with over 300 live MLB games, 500 live professional and college games combined, and over 700 live shows covering MLB, NCAA, and a variety of other sports programming.

In 2011, Angelos worked to successfully conclude an eight-year project that he personally led on behalf of the team to bring the Orioles and its fans a permanent Spring Training home in a modern, state of the art training facility in Sarasota, Florida. Angelos represented the club in numerous jurisdictions before both House of Representative and Senate legislative bodies in the State of Florida as well as before various County and City Commissions and other local bodies throughout the state while leading the club in first conceptual discussions and later negotiations with elected representatives and public officials, business leaders, Chambers of Commerce, State and County tourism representatives and hotel associations, and civic, charitable, and non-profit groups. Angelos negotiated directly with State, County, and local officials in executing and concluding the successful effort that authored a unique multidimensional public-private partnership proposal that called upon the State of Florida, Sarasota County, and the Orioles to create a partnership in Orioles Spring Training that would provide a state of the art scouting and player development facility for the team, economic activity and corporate citizenry and other benefits for the local community, and hundreds of millions of dollars in economic impact through spring tourism incubation for the Sarasota community and for the State of Florida. The concept introduced by Angelos, which included a marketing, promotion, and business-to-business incubation program hailed by local government, tourism, and civic leaders for its activation of a sister-city marketing relationship and for its role as a driver of economic impact development and goodwill on behalf of the Orioles and MLB. His stewardship of the initiative culminated in a comprehensive partnership agreement between the State of Florida, Sarasota County, the City of Sarasota, and the Orioles. The agreement continued the team's place in Florida for many decades to come and secured year-round tourism impact benefits for Greater Sarasota residents and public funding and a new state of the art home for the Orioles' athletic development facility for the benefit of the team and its many fans.

Angelos joined the Orioles organization in January 1994 as Special Assistant to the Chairman who oversaw the reorganization of the Sales, Ticketing, Ballpark Operations, and Customer Service departments of the franchise to provide more personal service to fans. In the role of Executive Vice President of the club since 1999, Angelos' responsibilities expanded in that role to include all Marketing and Promotion, Sales, Broadcasting, Operations, and General and Administrative areas, and all Business Operations of the franchise. Angelos has implemented on behalf of ownership a variety of fan-friendly Orioles policies including some of the league's most accommodating ticket and concession policies. Angelos has represented the club in its various community and special development projects, including participating in advancing OriolesREACH community programs and traveling to Cuba as part of the team's people-to-people exchange that culminated in the historic 1999 series played between the Cuban National Baseball Team and Orioles in Havana and Baltimore. In 2001, as part of his broadcasting development role, Angelos participated in instituting and further developing Orioles Television, the in-house television production, sales, and distribution arm of the Orioles franchise that would later evolve into the full-time regional sports television network MASN in 2005.

After graduating from the Gilman School in Baltimore, Maryland, Angelos received a B.A. in Political Science from Duke University and then earned a law degree (J.D.) from the University of Baltimore School of Law.



BALTIMORE ORIOLES

FRONT
OFFICE

ORIOLES
REACH

MANAGER &
COACHES

2013
ORIOLES

2012
IN REVIEW

OPPONENTS

MINOR
LEAGUES

RECORDS &
HISTORY

ORIOLE PARK

MEDIA



DOUG DUENNES

EXECUTIVE VICE PRESIDENT, BUSINESS OPERATIONS

A longtime employee of the Cincinnati Reds, San Diego Padres and Los Angeles Dodgers, Doug Duennes joined the Orioles as Executive Vice President of Business Operations in April 2011. He has over 30 years of experience in Major League Baseball and oversees all of the Orioles' day-to-day business operations, including the Communications & Marketing, Ticketing & Fan Services, and Sales & Corporate Partnerships departments.

In 2012, Duennes' first full season in Baltimore, the Orioles surpassed 2 million in attendance for the first time since 2007. Duennes assisted in the oversight of several ballpark improvements unveiled for the 20th Anniversary of Oriole Park at Camden Yards, including the Roof Deck and Dempsey's Brew Pub & Restaurant. He also oversaw the execution of the Orioles Legends Celebration Series, which honored the six greatest Orioles of all time with larger-than-life bronze sculptures throughout the 2012 season.

Duennes previously worked in MLB with the Los Angeles Dodgers, spending 10 seasons with the club from 1995-2005, including the last five as Vice President of Stadium Operations. Prior to joining the Dodgers, Duennes spent eight seasons with the San Diego Padres, six of those as Director of Stadium Operations and the final two as Vice President of Stadium Operations. He began his MLB career with the Cincinnati Reds, working for 12 years in their Stadium Operations department, including the last nine seasons as Director.

Prior to joining the Orioles, Duennes served as General Manager of Centerplate at the Baltimore Convention Center. He also spent nearly three years as Senior Vice President of Operations at the Pennsylvania Convention Center after leaving the Dodgers.



ROBERT AMES

VICE PRESIDENT ADMINISTRATION/CHIEF FINANCIAL OFFICER

Bob Ames is in his 20th year with the Orioles. He joined the Orioles in April 1994 after an eight-year stint with Waverly, Inc. in Baltimore. Prior to that he worked for the U.S. Government in their Chemical Research and Development Center. He was promoted to Orioles vice president in January 1999.

With the Orioles, Ames is responsible for administration, accounting, information systems, human resources, purchasing, retail sales, insurance and special projects. He serves as a trustee for the Major League Baseball Minor League Health and Welfare Plan.

Prior to joining the Orioles, Ames served as Treasurer of Waverly, Inc. While with Waverly he managed taxes, accounts receivable and credit and collections, as well as the treasury departments.

A native Baltimorean, Ames received a Bachelor of Science degree in Microbiology and an additional Bachelor of Science degree in Journalism/Public Relations (magna cum laude) from the University of Maryland in 1980. In 1987, he earned his Masters Degree in Finance from the University of Baltimore. Ames is a Certified Public Accountant and is a member of the Maryland Association of CPAs, the American Institute of CPAs, and the Society for Human Resources Management.

Ames resides in Churchville, MD, with his wife Linda, their three daughters Emily (currently a registered nurse with the University of Maryland Hospital), Lyndsay, Kaitlin, and their son, Benjamin. He is a passionate gardener, and is also active in his church, Real Life Community Church, currently serving as a Trustee on the church board.



LOU KOUSOURIS

VICE PRESIDENT/SPECIAL LIAISON TO THE CHAIRMAN

Lou Kousouris joined the Orioles in February 1994. Now in his 20th season with the team, he was promoted to Vice President prior to the 1999 season. Kousouris has worked for Peter Angelos since 1981 in the real estate and hospitality industries.



After attending the Boys Latin School, Lou received a Bachelor's degree in Sociology from C.W. Post College in Greenvale, NY, where he played football and lacrosse. After graduation, he coached both of these sports on the high school and college levels. In addition, Kousouris coached youth lacrosse in Baltimore for more than 10 years.

Kousouris is very active in the community. He purchased Camp Puh'tok, a 501(c)(3) summer camp for children ages 6-16, in Monkton, Maryland. He also has served as chairman of The Salvation Army's Advisory Board for the Baltimore Area Command and has helped raise over \$4 million for Camp Puh'tok. In 2005, he was honored with The Salvation Army's "Others" award, joining a select few individuals nationally in recognition of his service and fundraising support to the organization.

In November 1998, Kousouris was instrumental in coordinating the 1958 Baltimore Colts Anniversary Banquet. Proceeds from the event benefited the Johns Hopkins University School of Medicine ALS (Lou Gehrig's Disease) research. He continues to assist the American Cancer Society, the Maryland Food Bank and numerous local non-profit organizations and schools in their fundraising efforts.

A Baltimore native, Kousouris resides in Sparks, MD with his wife Pat. They have two children: Louis III, a West Point graduate and Army veteran who lives in Baltimore and works for a commercial real estate company, and Alexi, a graduate of the University of Georgia and of the University of Baltimore School of Law who serves as the Director of Camp Puh'tok.

NEIL ALOISE

VICE PRESIDENT/TICKETING AND FAN SERVICES

Neil Aloise was named Vice President of Ticketing and Fan Services in November 2012 after serving as the team's Director of Sales and Fan Services since 2007. He oversees all of the operational and customer service aspects of the ballpark experience, including ticketing, ballpark operations and food services.



Aloise originally joined the Orioles in 1998 as a part-time Fan Services Representative. He also served as Box Office Manager from 2001-2004 and Assistant Director of Ticketing from 2005-2007.

A native of Bel Air, MD and graduate of Towson University, Aloise resides in Towson, MD.



BALTIMORE ORIOLES

FRONT
OFFICE

ORIOLES
REACH

MANAGER &
COACHES

2013
ORIOLES

2012
IN REVIEW

OPPONENTS

MINOR
LEAGUES

RECORDS &
HISTORY

ORIOLE PARK

MEDIA



GREG BADER

VICE PRESIDENT/COMMUNICATIONS AND MARKETING

A member of the Orioles' organization since 1994, Greg Bader was named the club's Vice President of Communications and Marketing in November 2012. In his new role Bader oversees the club's marketing, advertising, public relations, broadcasting, publishing, productions and community relations efforts.

Bader began his Orioles career in 1994, working seasonally in public relations, ticketing and Orioles productions. He joined the club full-time in 1998 as a premium sales representative and later as an assistant to club ownership on special projects, including VIP ticketing and the launch of the Exclusively Orioles premium ticket program. In 1999 Bader added spring training duties to his responsibilities, serving as Spring Training Coordinator and overseeing the club's operations in Fort Lauderdale until 2002.

In 2003 Bader was named advertising and affiliate relations manager, coordinating club advertising as well as relationships with minor league affiliates and later the Orioles Radio Network, which grew from 10 stations to over 40 within three years.

Bader was named Communications Director in January 2007, overseeing the team's public relations, advertising, broadcasting and publishing departments. During his time as communications director, Bader assisted in two radio flagship transitions and two brand identity transformations - the return of "Baltimore" to the team's road jerseys in 2009 and the return of a new cartoon bird in 2012.

A native of Baltimore, Bader graduated from the Gilman School and Trinity College (Hartford, CT) with a degree in Political Science. He resides in Bel Air, MD.



MIKE HOPPES

VICE PRESIDENT/FINANCE

Mike Hoppes joined the Orioles in 1986 as a staff accountant. Now in his 27th year with the club, Hoppes was named Vice President of Finance in November 2012 after serving as Director of Finance since 2006. He is responsible for oversight of the team's finance and accounting functions.

Before joining the Orioles Hoppes worked for two years as a staff auditor with Arthur Andersen LLP. He received his CPA certification in 1987.

A graduate of Seneca Valley High School in Germantown, MD, where he was a state champion in the two-mile run, Hoppes also ran track and cross-country at the University of Delaware, where he was a cum laude graduate in accounting.

Hoppes resides in Baldwin, MD with his wife, Dana. They have two children: Drew, a student at Gettysburg College, and Kara, who attends Bucknell University. Hoppes spent several years in leadership roles with the Carroll Manor Recreation Programs and enjoys animals, traveling and exercising in his free time.



DAVID ROVINE VICE PRESIDENT/ORIOLES - SARASOTA



David Rovine joined the Orioles as Vice President of Orioles-Sarasota in February to oversee the club's Sarasota business affairs and community development. In his new role, Rovine will represent the Orioles in the Sarasota County community, furthering the club's presence through OriolesREACH and its many community programs and establishing and cultivating club partnerships with business, civic, charitable and non-profit organizations throughout the Greater Sarasota County and Gulf Coast regions.

A native of Baltimore and graduate of Towson (MD) University, Rovine has extensive experience in marketing and venue management. He spent seven years with SMG Entertainment, a worldwide entertainment and convention venue management company. In his roles as General Manager of the Mahaffey Theater in St. Petersburg and the Genesee Theatre in Waukegan, Illinois, Rovine was responsible for day-to-day operations, marketing and talent booking for these historic venues. Rovine's experience also includes nearly nine years as Director of Marketing at Gulfstream Park in Hallandale Beach, where he oversaw advertising and promotion and was responsible for attracting and coordinating concerts and other non-racing events.

DAN DUQUETTE EXECUTIVE VICE PRESIDENT, BASEBALL OPERATIONS



On November 8, 2011, the Orioles named Dan Duquette as Executive Vice President of Baseball Operations. A veteran of over two decades in baseball operations at the Major League level, including 11 seasons as General Manager with the Montreal Expos, Boston Red Sox and Orioles, Duquette has a proven track record of utilizing strong scouting and player development and to construct contending franchises. Last year, Duquette's first season with the team, the Orioles made their first playoff appearance since 1997, winning 93 games and the American League Wild Card, and pushing the AL Division Series to five games. Numerous players acquired by Duquette, including pitchers Wei-Yin Chen, Miguel Gonzalez and Jason Hammel, played key roles in the Orioles' 2012 success. Overall, entering 2013 Duquette's teams had a lifetime record of 930-786, including winning records in nine of 11 seasons and four playoff appearances.

Duquette's eight seasons as Executive Vice President and General Manager of the Red Sox from 1994 through 2001 included three playoff teams (1995, 1998 and 1999), and his acquisitions helped lay the groundwork for the club's 93 wins in 2002 and their first World Series championship in 86 years in 2004. The club made the playoffs in back-to-back years in 1998 and 1999, the first time in 80 seasons the franchise had accomplished the feat. Seven key contributors (Pedro Martinez, Derek Lowe, Manny Ramirez, Jason Varitek, Trot Nixon, Tim Wakefield and Johnny Damon) on the 2004 team were acquired during Duquette's tenure. Under his leadership, Boston compiled a .544 winning percentage (695-582). In 1995 he was named MLB Executive of the Year by the Boston chapter of the Baseball Writers Association of America after the Red Sox won the American League East.

Duquette also showed a commitment to expanding Boston's reach in the international market, finishing the 2001 season with 12 of the players on the club's 40-man roster born outside the United States. At Boston's 2002 spring training camp, players from 10 different countries were represented.

The Red Sox minor league system was shaped into a feeder system for the major league club under Duquette's watch, with homegrown players including Nomar Garciaparra, Shea Hillenbrand, Casey Fossum and Trot Nixon making contributions to the team. Future major league players Kevin Youkilis, David Eckstein, Hanley Ramirez and Freddy Sanchez were also drafted or signed during Duquette's tenure. The talent in the Red Sox minor league system also enabled Duquette to trade for Pedro Martinez, and for Boston to later acquire Curt Schilling



BALTIMORE ORIOLES

and Josh Beckett. Red Sox minor league affiliates finished with an overall record over .500 in five of Duquette's last six seasons with the organization.

Prior to joining the Red Sox, Duquette spent six seasons with the Montreal Expos, joining the club as Director of Player Development in October 1987 and being promoted to Assistant General Manager in 1990, followed by a two-year stint as Vice President and General Manager from 1992-1993. At the time of his promotion he was the youngest General Manager in the major leagues. During his six years with Montreal, Duquette was instrumental in assembling Expos teams that contended from 1992-94, acquiring players including Ken Hill, Mel Rojas, Larry Walker, John Wetteland, Marquis Grissom, Jeff Shaw and Pedro Martinez. He also signed stars Vladimir Guerrero, Jose Vidro and Javier Vazquez and named Felipe Alou the first manager from the Dominican Republic in major league history in 1992.

Despite one of the lowest payrolls in baseball, Montreal compiled a 255-183 record (.582 winning percentage) from 1992-94, the best record in baseball over the span. The Expos had baseball's best record in the strike-shortened 1994 season (74-40), a team Duquette constructed. In 1992 Duquette was named The Sporting News Major League Executive of the Year and the UPI National League Executive of the Year, and the Expos were honored as the Topps Major League Organization of the Year in 1993.

Duquette began his career in baseball with the Milwaukee Brewers in 1981, working in the scouting department under former Orioles general manager Harry Dalton. He spent a total of seven years in scouting and player development with the Brewers from 1981 through 1987, the last two as Scouting Coordinator.

In 2003, Duquette founded and built the Dan Duquette Sports Academy, a Massachusetts-based baseball, softball and soccer camp and tournament facility for youth. In 2004, he purchased the Pittsfield Dukes of the New England Collegiate Baseball League and in 2007 Duquette was a founding member and director of player development of the Israel Baseball League.

A native of Dalton, Massachusetts, Duquette, 54, earned a degree in English from Amherst College and played on the school's baseball and football teams. Dan lives in Pasadena, Maryland with his wife Amy and their daughters Kylie, 11, Katie, 8 and son Brodie, 4. Dan's daughter Denise and sons Daniel and Dana reside in Massachusetts.



BRADY ANDERSON

VICE PRESIDENT, BASEBALL OPERATIONS

Orioles Hall of Famer Brady Anderson was named Vice President of Baseball Operations in February after serving as Special Assistant to the Executive Vice President of Baseball Operations last season. He assists Dan Duquette with player relations and player development and oversees conditioning throughout the organization.

A veteran of 15 major league seasons, 14 with Baltimore, Anderson holds the Orioles' all-time stolen bases record (307). He ranks among the top 10 in Orioles career batting leaders in 12 categories and also holds the club single-season records for total bases (369), home runs (50), extra-base hits (92) and hit by pitch (24). Anderson was inducted into the Orioles Hall of Fame in 2004.

Acquired by the Orioles during the 1988 season from Boston with Curt Schilling in exchange for Mike Boddicker, Anderson was named to the American League All-Star team three times, in 1992, 1996 and 1997, starting the last two seasons.

He lives in Southern California.



LEE THOMAS

**SPECIAL ASSISTANT TO THE EXECUTIVE VICE PRESIDENT
OF BASEBALL OPERATIONS**



Lee Thomas joined the Orioles in December 2011. He brings over five decades of experience in professional baseball to his new role, highlighted by Executive of the Year honors in 1993 after leading the Philadelphia Phillies to the World Series as General Manager.

Thomas served as GM of the Phillies from June 1988 through December 1997 but spent the majority of his career with the St. Louis Cardinals. He worked for the Cardinals in several capacities over 18 years from 1970-1988, ending with eight years as Director of Player Development. Over that span the Cardinals went to the World Series three times, in 1982, 1985 and 1987.

Thomas played eight seasons of major league baseball from 1961-68 with the New York Yankees, California Angels, Boston Red Sox, Atlanta Braves, Chicago Cubs and Houston Astros. An outfielder and first baseman, Thomas was named to the American League All-Star team in 1962.

Most recently, Thomas worked as a pro scout for the Milwaukee Brewers from 2004-2006. Prior to that time he worked for six seasons as Special Assistant to the General Manager and Assistant General Manager for the Red Sox, working closely with Dan Duquette the majority of those years.

Lee and his wife Susan reside in Chesterfield, Missouri.

FRED FERREIRA

EXECUTIVE DIRECTOR, INTERNATIONAL RECRUITING



Fred Ferreira joined the Orioles in December 2011 as Executive Director of International Recruiting. Known as "The Shark of the Caribbean", Ferreira has demonstrated a keen ability to find talent in Latin America. Entering the 2013 season, he has had 61 signees reach the Major Leagues, highlighted by stars Vladimir Guerrero, Bernie Williams, Orlando Cabrera, Jose Vidro, Roberto Kelly and Javier Vazquez. In March 2012 Ferreira signed Miguel Gonzalez as a minor league free agent after seeing him pitch in the Mexican Winter League. Recalled by the Orioles in July, Gonzalez became a key member of the starting rotation during the team's run to the postseason, winning nine games for Baltimore.

Ferreira has over four decades of experience in professional baseball operations and worked as Vice President and Director of International Operations and Scouting for the Montreal Expos and Florida Marlins. He also served as Director of International Operations and Scouting for the Yankees and Cincinnati Reds and scouted for the Angels.

Ferreira also has managerial experience, spending two seasons (1986-87) as the manager of the Yankees' Gulf Coast League affiliate and managing in the Dominican Winter Leagues. He opened the Yankees' Dominican Academy, the first of its kind among major league organizations and worked for two World Series teams, the Cincinnati Reds (1979) and Florida Marlins (2003).

Ferreira and his wife, Faye, have three adult daughters – Darlene, Debra and Denise.

FRONT
OFFICE

ORIOLES
REACH

MANAGER &
COACHES

2013
ORIOLES

2012
IN REVIEW

OPPONENTS

MINOR
LEAGUES

RECORDS &
HISTORY

ORIOLE PARK

MEDIA



BALTIMORE ORIOLES

FRONT
OFFICE

ORIOLES
REACH

MANAGER &
COACHES

2013
ORIOLES

2012
IN REVIEW

OPPONENTS

MINOR
LEAGUES

RECORDS &
HISTORY

ORIOLE PARK

MEDIA



BRIAN GRAHAM

DIRECTOR, PLAYER DEVELOPMENT

Brian begins his 32nd year in professional baseball, his sixth with the Baltimore Orioles, and his first as Director of Player Development. As Director of Player Development, Brian will oversee the instruction and development process for the Orioles minor league system.

Prior to joining the Orioles, Brian spent six seasons as the Senior Director of Player Development for the Pittsburgh Pirates. During his tenure the Pirates minor league system was recognized as the best Player Development System in baseball, earning the 2002 Topps Baseball "Organization of the Year" and totaling 54 home grown players who reached the major league level. Brian also served as the interim General Manager for the Pittsburgh Pirates in 2007.

Before joining the Pirates, Brian was a major league coach with the American League Central Division Champion Cleveland Indians (1998-1999) and with the Baltimore Orioles (2000). Graham spent the 2001 season as the Field Coordinator for the Florida Marlins.

As a minor league manager in the Cleveland Indians organization, Brian managed eight consecutive playoff teams, compiled a 704-491 (.589) record, and finished above .500 nine consecutive years. He was named the Carolina League's Manager of the Year in 1991, the "Best Managerial Prospect" by *Eastern League Managers/Baseball America* magazine in 1993, and Minor League Manager of the Year by *USA Today's Baseball Weekly* in 1996. Brian also managed in the Dominican Republic Winter League for *Aguilas Cibaenas* (1991) and was a coach (1993) and a manager (1994) in the Arizona Fall League.

Originally selected by the Oakland A's in the fourth round of the 1982 June draft, the former middle infielder played five seasons in the minor leagues with Oakland, Milwaukee, Detroit and Cleveland. Brian played both football and baseball at UCLA and was a member of the 1978 Fiesta Bowl team. He was a first team all PAC-10 infielder in 1982 and finished his collegiate career as UCLA's all-time leader in hits, stolen bases and runs scored. Graham was elected to the UCLA Baseball Hall of Fame in 1996, inducted into the Buffalo Bisons Hall of Fame in 2008, and inducted into the Granite Hills High School Hall of Fame in 2009.

Born April 9, 1960 in San Diego, California, Brian graduated from Granite Hills High School in 1978 and attended UCLA for four years before receiving his Bachelor of Arts degree in Behavioral Science from National University in San Diego. Graham resides in Cranberry Township, PA, with his wife Karen and three children; son Jack (20) and daughters Kelsey (18) and Kendall (10).



TRIPP NORTON

DIRECTOR, BASEBALL ADMINISTRATION

A member of the Orioles' baseball operations staff since 1998, Tripp Norton was named the club's Director of Baseball Administration in January, 2012. In his role, Norton assists Dan Duquette in all facets of baseball operations, with particular focus on major league player contract negotiations and overseeing all budgeting for the entire baseball operation. Additionally, he coordinates the club's salary arbitration program under the direction of club General Counsel H. Russell Smouse.

Norton was previously the club's Assistant Director of Player Development, a role he held since January 2000. He started with the Orioles in March 1998 as Player Development Administrator. Prior to joining the Orioles, Norton worked for the Detroit Tigers organization as their Assistant General Manager for Florida Operations from August 1994-March 1998 and worked as an Operations Assistant for the Florida Marlins the two years prior. Norton



began his baseball career as an intern with the Lakeland Tigers in 1992.

A graduate of Florida Southern College and Hialeah-Miami Lakes High School, Norton was raised in Miami Lakes, Florida. He and his wife, Angel, reside in Phoenix, MD with their son, Ty.

KENT QUALLS DIRECTOR, MINOR LEAGUE OPERATIONS



Kent Qualls was named Director of Minor League Operations in January 2013. In his new role, Qualls will oversee the administration of the Orioles' Player Development Department.

Qualls has 16 years of experience in baseball operations at the major league level. He spent eight years with the Boston Red Sox from 1995-2002, working as Director of Player Development for four years (1998-2001) and Director of Baseball Operations for one year (2002). He spent the previous eight seasons (1987-1994) with the Montreal Expos, rising to Director of Minor League Operations for the organization.

Qualls most recently spent the past 10 years as Director of the Dan Duquette Sports Academy in Hinsdale, Massachusetts.

A graduate of the University of Kentucky, Qualls and his wife Irene have two children, Kyle and Chloe.

GARY RAJSICH DIRECTOR, SCOUTING



Gary Rajsich is in his second season as Director of Scouting, having joined the Orioles in November 2011 from the Toronto Blue Jays, where he spent two seasons as the club's professional crosschecker.

Rajsich, 58, began his scouting career in 1990 with the Major League Scouting Bureau. He joined the Boston Red Sox in 1994, serving in both the amateur and professional departments through 2006. In his time with Boston, Rajsich drafted and signed pitcher Jon Lester and was instrumental in acquiring pitcher Derek Lowe and catcher Jason Varitek from the Seattle Mariners in exchange for pitcher Heathcliff Slocumb at the trade deadline in 1997. From Boston, Rajsich joined the Texas Rangers as a professional scout, where he served from 2006-2009 before being hired by the Blue Jays as professional crosschecker in the fall of 2009.

Selected and signed by the Houston Astros as an 11th round selection in the 1976 draft out of Arizona State University, Rajsich played four years in the major leagues (1982-85). The first baseman and right fielder made his Major League debut for the New York Mets in 1982. In his time in the Mets' minor league system, Rajsich played for the Norfolk Tides, now the Orioles' Triple-A affiliate. He is the Tides franchise leader in home runs (52) and ranks second in Norfolk history with a .548 slugging percentage.

Rajsich also played for the St. Louis Cardinals (1984) and San Francisco Giants (1985) and finished his playing career with the Chunichi Dragons in the Japan Central League (1986-88).

Rajsich and his wife, Linda, have been married for 36 years and have two sons, Lou, 29, and Lee, 28.



BALTIMORE ORIOLES

FRONT
OFFICE

ORIOLES
REACH

MANAGER &
COACHES

2013
ORIOLES

2012
IN REVIEW

OPPONENTS

MINOR
LEAGUES

RECORDS &
HISTORY

ORIOLE PARK

MEDIA



NED RICE

DIRECTOR, MAJOR LEAGUE ADMINISTRATION

Ned Rice begins his ninth season with the Orioles and first in his role as Director, Major League Administration. He held the role of Assistant Director, Major League Operations for the last year. Since January 2012, Rice's responsibilities have included roster management, player contracts, transactions, salary arbitration, and rules compliance.

Rice, 30, began his career with the Orioles as a Public Relations intern in 2005. He shifted into the Baseball Operations department in 2006 as an intern, also serving as the video coordinator for away games during the 2006 season. Rice was then promoted to Player Information Analyst, a role in which he served from 2007-2011.

Rice is a 2005 graduate of William & Mary. He currently resides in Arlington, VA.



JOHN STOCKSTILL

DIRECTOR, PLAYER PERSONNEL

John enters his eighth year with the Orioles. As Director of Player Personnel, he will oversee the clubs' Scouting and Player acquisitions regarding Major League, Professional and International Professional players. John will also assist Executive Vice President Dan Duquette in various assignments.

Since joining the Orioles in December of 2005, John has overseen the clubs' Major League Scouting, International Scouting and most recently Player Development.

Prior to joining the Orioles organization, Stockstill had spent his entire professional baseball career – as minor league player, scout and front office executive – with the Chicago Cubs. He had been Director of Scouting for the Cubs since September 1, 2000, after serving as Chicago's coordinator of scouting and national crosschecker since October 1998.

Stockstill was a 10th round pick in the 1978 draft and played four seasons in the Cubs' farm system. He returned to college and received his B.S. degree in communications at Drury University in Springfield, MO, and rejoined the Cubs as an associate scout in 1987. He became a part-time scout for the Cubs in 1989 before becoming a full-time area scout in 1989 and Midwest scouting supervisor four years later. He held that position for four years before being named scouting coordinator in 1998.

John and his wife, Ann, have one son, Jackson (11). They reside in White Hall, MD.

FRONT OFFICE



FRONT
OFFICE

ORIOLES
REACH

MANAGER &
COACHES

2013
ORIOLES

2012
IN REVIEW

OPPONENTS

MINOR
LEAGUES

RECORDS &
HISTORY

ORIOLE PARK

MEDIA



Joi Adams
Main Receptionist



Luis Aguayo
Groundskeeper,
Florida Operations



Mako Alexander
Mail Room Assistant



J. Elena Arellano, CPA
Senior Accountant



J. Maria Arellano
Coordinator, Minor League
Administration



Linda Ashauer
Purchasing Manager



Richie Bancells
Head Athletic Trainer



Monica Barlow
Director,
Public Relations



Kelly Barth
York, PA Store Manager



Jamie Bell
Merchandising Manager



Barry Bingham
Season Plan Sales
Representative



Carole Bohon
Manager,
Finance



Lacey Brauer
Executive Assistant,
Business Operations



Heather Bressler
Coordinator,
Game Entertainment



Audrey M. Brown
Manager,
Ticketing



Zach Brown
Manager,
Box Office



Kevin Buck
Coordinator,
Team Travel



Tracee Chapman
Assistant,
Florida Operations



Brad Ciolek
Administrator,
Scouting



Richard Coffey
Groundskeeper,
Florida Operations



Bob Cooney
Senior Staff



Adam Cooper
Coordinator,
Fulfillment



Kevin Cummings
Director,
Ballpark Operations



Cory Daniele
Manager,
Party Facilities



Anastasia Daskalakis
Manager,
Promotions & Programs



Matthew Death
Coordinator,
Community Relations



Matt Dougherty
Manager,
New Sales



Matthew P. Dryer
Manager,
Suite Sales



Cindy Dumas
Human Resources &
Accounting Assistant



Brad Dwight
Account Executive,
Premium Sales & Service



Brian Ebel
Assistant Athletic Trainer



Ben Epstein
Producer,
Orioles Productions



Brennan Feldhausen
Account Manager,
Corporate Sales



Patrick Fields
Account Executive



Ryan D. Fox
Season Plan Sales
Representative



Steve Freeman
Manager,
Alumni Affairs



BALTIMORE ORIOLES

FRONT
OFFICE



Bailey Frye
Manager,
Special Events



Colleen Gellatly
Administrative Assistant



Sarah Gelles
Coordinator,
Baseball Analytics



Carlos Gollahon, Jr.
Season Plan Sales
Representative



Chris Guth
Equipment Manager
(Home)



Michael Heid
Senior Staff

ORIOLES
REACH



Marybeth Herrick
Graphic Design Assistant



Sue Ellen Hickman
Coordinator,
Tours



Joe Hogarty
Strength and Conditioning
Coach



Mark Hromalik
Assistant Director,
Sales



Sharon Hunt
Fan Services
Representative



Martin Josie
Fan Services
Representative

MANAGER &
COACHES

2013
ORIOLES

2012
IN REVIEW



Don Kaib
Head Groundskeeper,
Florida Operations



Joseph Kane III
Video Graphics Coordinator,
Orioles Productions



Janice Kemper
Coordinator,
Printing



Thomas Kirsch
Assistant Groundskeeper



James L. Kline
Director, Information
Systems



Matt Koizim
Coordinator, Professional
Scouting

OPPONENTS

MINOR
LEAGUES



Steve Kowalski
Manager,
Systems Inventory &
Reporting



Jack Krabbe
Senior Manager,
Corporate Sales



Bryan Krandle
Manager,
In-Game Entertainment



Ryan Kreissig
Account Executive



Robert Kull
Groundskeeper,
Florida Operations



Kaye Laker
Financial Analyst

RECORDS &
HISTORY



Jeff Lantz
Manager,
Media Relations



Joe Lichtfuss
Financial Analyst



Julie Ludwig
Graphic Designer



Deron Marchant
Account Executive



Trevor Markham
Manager,
Ticket Operations
Florida Operations



Jason Mathias
Season Plan Sales
Representative

ORIOLE PARK

MEDIA



Alison McAvoy
Manager,
Event Operations



Nicole McFadyen
Head Groundskeeper



Rick Meyer
Manager, Facilities
Operations Florida



Wendy Morrison, PHR
Human Resources
Specialist



Jay Moskowitz
Coordinator,
Baseball Information



Joyce J. Noto
Season Plan Sales
Representative

FRONT OFFICE



FRONT
OFFICE

ORIOLES
REACH

MANAGER &
COACHES

2013
ORIOLES

2012
IN REVIEW

OPPONENTS

MINOR
LEAGUES

RECORDS &
HISTORY

ORIOLE PARK

MEDIA



Pamela Nowicki
Payroll Manager



Megan O'Leary
Group Sales
Representative



Todd Olszewski
Team Photographer



Jacqueline Lee Olup
Season Plan Sales
Representative



Thomas Orszulak
Director, Food Services



Joe Petralia
Desktop Support Manager



Karen Riddle
Productions Assistant



Scott Rosier
Manager,
Season Plan Sales



Elyse Rowan
Coordinator,
Party Facilities



Nick Rozdinski
Assistant Groundskeeper



Donald Sapp
Senior Staff



Amanda Sarver
Coordinator,
Public Relations
and New Media



Laura Schiell
Senior Fulfillment
Coordinator



Diane Schmitt
Manager,
Accounts Payable



Kristen Schultz
Director, Community
Relations & Promotions



Marty Shifrin
Fan Services
Representative



Mike Silverman
Coordinator, Video



Tracy Silwick
Administrative Assistant



H. Russell Smouse
General Counsel



Mike Snyder
Assistant Director,
Player Personnel



Daniel Stahl
Account Executive



Mike Stashik
Director,
Orioles Productions



Jennifer Steier
Alumni Affairs Assistant



Bill Stetka
Director,
Orioles Alumni



Gabi Tapkas
Coordinator,
Corporate Sponsorship



Dan Thomas
Assistant Head
Groundskeeper,
Florida Operations



Jen Tillmann
Executive Administrative
Assistant



John Tillmann
Production Specialist



Lisa Tolson, PHR
Director, Human Resources



Fred Tyler
Equipment Manager
(Road)



Jim Tyler
Umpire Room Manager



Bud Verge
Manager, Fan Services



Joan Walsh
Ticket Office Accountant



Jack Webb
Manager,
Ballpark Operations



Ren R. Wechsler
Group Sales
Representative



Ben Werthan
Coordinator,
Advance Scouting



BALTIMORE ORIOLES

FRONT
OFFICE



Chrissie Worzinsky
*Coordinator,
Processing*



Eric Wickenheiser
*Season Plan Sales
Representative*



Bill Wilkes
*Manager,
Baseball Operations*



Lamont Williams
*Manager,
Mail Room Operations*



Kim Yancheski
*Manager,
Accounts Receivable*



Marcy M. Zerhusen
*Information Systems
Administrator*

ORIOLES
REACH

MANAGER &
COACHES



Christina Zizos
*Assistant,
Communications &
Community Relations*

2013
ORIOLES

2012
IN REVIEW

OPPONENTS

MINOR
LEAGUES

RECORDS &
HISTORY

ORIOLE PARK

MEDIA

Not Pictured

Mike Boulanger, Coordinator, Minor League Hitting
Sharon Daniels, Desktop Support Coordinator
Thomas Duncan, Player Information Analyst
Irving "Bunny" German, Assistant Equipment Manager
Tehya Mockapetris, Group Sales Representative
Rick Peterson, Director, Pitching Development
Brett Ritchey, Account Executive
Ryan Wagner, Public Address Announcer
Jessie Zahner, Group Sales Representative

(Senior Staff)

Karen Baer, **Jim Carnaggio**, **Joe Carnaggio**,
Ena Clarke, **Eric Feinblatt**, **Pam Fields**,
Tish Garrett, **Aline Gollahon**, **Thom Hitzelberger**,
Kandy Kepner, **Cheryl Lawrence**, **Susan Rowell**,
David Tumminello

(Fan Services Representatives)
Debbie Cole, **Brad Kirkley**

(Medical Staff)

Dr. William Goldiner, Team Physician/Medical Director
Dr. John Wilckens, Orthopedist
Dr. Gus Livaditis, Dentist
Dr. Elliot Myrowitz, Optometrist

ORIOLES REACH





BALTIMORE ORIOLES



ORIOLES REACH IN THE COMMUNITY

For nearly 60 years, the Baltimore Orioles have worked hard to give back to the local community, becoming involved in a variety of area programs and initiatives, as well as creating new opportunities for assistance. Through OriolesREACH, the organization reaches out to our neighbors across Birdland to help our fans improve their daily lives. In addition to partnering with existing charities and organizations, the Orioles have also established a collection of initiatives under the current ownership group. Here is a brief summary of some of the efforts that have taken place during the past year both in the community and at Oriole Park.

BALTIMORE ORIOLES CHARITABLE FOUNDATION & BALTIMORE ORIOLES LIMITED PARTNERSHIP

The Baltimore Orioles Charitable Foundation and the Baltimore Orioles, Inc. support many civic and charitable organizations with the goal of enriching the lives of fans in the community. Since the ownership group headed by Peter Angelos purchased the team, the Baltimore Orioles Charitable Foundation and the Baltimore Orioles, Inc. have donated well over \$10 million to support various organizations in the Orioles community.

OriolesREACH actively supports initiatives involving youth growth and development through education and baseball programs, military initiatives, and cause-related programs.

YOUTH DEVELOPMENT

ORIOLES REACH GAMEDAY EXPERIENCE PROGRAM

Each season, the Orioles and OriolesREACH invite more than 12,000 children from disadvantaged areas in the region to experience the magic of Orioles Baseball as part of the OriolesREACH Gameday

Experience Program. By partnering with various local non-profit and youth groups, OriolesREACH is able to provide children with free game tickets, concessions vouchers, Orioles t-shirts, caps and transportation to and from the game. In 2012, several Orioles players took part in the program, including Adam Jones, Nick Markakis, J.J. Hardy, Wei-Yin Chen, and Brian Matusz. Nearly 100,000 children have participated since the program's inception.



YOUTH DAYS AT THE BALLPARK

The Orioles hosted more than 58,000 youth at Camden Yards in 2012 through their 57th annual Safety Patrol Day (10,000), two Little League Days



(25,000), Day Camper Day (4,300), Buddies Night (4,000), Scouts Night including the Girl Scouts of America's 100th Anniversary Celebration (8,500) and Field Trip Day presented by MASN & WJZ-TV (6,400).

REVIVING BASEBALL IN THE INNER CITY (RBI) LEAGUE

Funded by the Baltimore Orioles Charitable Foundation, the Reviving Baseball in the Inner City (RBI) League was established to help Baltimore City kids build self-esteem while learning baseball skills in a fun and safe environment. All summer, more than 300 Baltimore teenagers participated in the league. The Orioles honored the league champions, James Mosher in the 13-15 year old division and the Hamden Heat in the 16-18 year old division with special pre-game ceremonies on August 29. Adam Jones presented each player with a trophy. In addition to a league championship, two all-star teams received the opportunity to travel to Harrisburg, PA and represent Baltimore in the regional tournament.

CHALLENGER LEAGUE

Through a collaboration of OriolesREACH and the Oriole Advocates, the Orioles supported various Challenger League efforts in the Maryland region.

The Challenger League offers 5-18 year old boys and girls with physical and mental challenges the opportunity to participate in an organized game of baseball. The goals of the Challenger League program are to provide children with physical or developmental challenges an opportunity to enjoy the experiences that playing baseball provides; increase awareness of Challenger Programs in order to increase the number of children served;

provide children from different geographic areas the opportunity to meet others in similar programs; and assist leaders of Challenger teams by providing a forum for sharing ideas between programs.

The Orioles and the Oriole Advocates, have joined efforts to support local Challenger Leagues by covering expenses to host tournaments, provide equipment, umpires, facility usage, and much more. In addition, Orioles game tickets, concessions and promotional items are provided to all participants in the league.

The Orioles donate \$5 from every Junior Orioles Dugout Club Membership sold at Oriole Park at Camden Yards to the Oriole Advocate Charitable Foundation to benefit Challenger League efforts. In addition, OriolesREACH helps to host 10 Challenger League clinics and a multi-team tournament.

The Orioles hosted over 700 Challenger League Baseball youth at a game, providing them with complimentary tickets through the Commissioners Initiative for Kids Ticket Program, along with an Orioles t-shirt.

YOUTH CLINICS

Among numerous youth baseball clinics that the Orioles hosted and assisted with last year, the Orioles partnered with Giant Food to conduct three clinics featuring Luis Ayala, Pedro Strop and Jim Johnson and several former Orioles. The Orioles also joined with Chevy to host three youth baseball clinics at Oriole Park. More than 100 kids from the surrounding Baltimore metro area attended each



BALTIMORE ORIOLES

FRONT
OFFICE

ORIOLES
REACH

MANAGER &
COACHES

2013
ORIOLES

2012
IN REVIEW

OPPONENTS

MINOR
LEAGUES

RECORDS &
HISTORY

ORIOLE PARK

MEDIA

clinic. Instruction was provided by former Orioles, including Al Bumbry, Chris Hoiles, Dave Johnson, Rick Krivda and Bill Swaggerty.

In May, the Orioles hosted their annual Baltimore City youth baseball clinic at Radecke Park with more than 300 local youth including RBI participants. Orioles outfielder Adam Jones offered instruction along with O's coaches Wayne Kirby and Rudy Arias and Orioles alumni Ken Dixon and Rick Krivda. The Orioles also provided tickets to that night's game for all children attending the clinic.

Also in May, Oriole Advocates Challenger Baseball, in conjunction with the Orioles, held a Fantasy Camp for Kids at Freedom Field in Lake Waterford Park in Pasadena. The clinic provided Challenger Baseball players the opportunity to learn baseball skills from Orioles pitchers Jake Arrieta and Jim Johnson and former Orioles Al Bumbry and Bill Swaggerty.

The Orioles first girls' softball clinic was held in June. In partnership with the Y of Central Maryland and Baltimore Area Travel Softball (BATS), J.J. Hardy and his fiancée, Adrienne Acton, led the clinic with members of the Coppin State University women's softball team at the Harry & Jeanette Weinberg Family Center Y on the Ripken Youth Development field, located on the same site where Memorial Stadium once stood.

In August, Miguel Gonzalez and Omar Quintanilla held a bullpen clinic for 25 male and female baseball and softball players from Ecuador, Panama, and Mexico from the U.S. Department of State Sports Visitor Program.

PAINTING WITH TEACH FOR AMERICA

In partnership with Teach for America and Baltimore City Schools, OriolesREACH helped provide Baltimore City School students with the learning environment they deserve. In August, Orioles Wives and family members, along with Orioles employees, city school students, parents, and staff of Friendship Academy of Science and Technology came together to brighten the school with a fresh coat of paint.

ORIOLES SUMMER READING PROGRAM

The Orioles once again held their annual Summer Reading Program for local participants at more than 180 Maryland public library branches. The program was designed to encourage and reward area youth who commit to reading throughout the summer. Kids who completed a reading log that guided them through the Summer Reading Program received prizes including Orioles game tickets. All told, more than 150,000 students participated in the Summer Reading Program.

KIDS HOLIDAY PARTY

This past December, J.J. Hardy, L.J. Hoes, Steve Johnson, Nick Markakis and Buck Showalter joined former Orioles Al Bumbry, Chris Hoiles, Dave Johnson and Scott McGregor to host the 34th annual OriolesREACH Holiday Party for Kids. Over 80 first through fifth graders from Morrell Park Elementary School in Baltimore enjoyed games and lunch at Dave & Busters in the Arundel Mills Mall. McGregor played Santa Claus and delivered numerous gifts donated by the Orioles and OriolesREACH to each child. Additionally, the Right Side Foundation, the personal charity of Nick and Christina Markakis, made a financial contribution for the party and





provided an Under Armour drawstring backpack and a new baseball and glove for each child.



SHOWALTERS SUPPORT KIDSPeACE

Buck Showalter and his wife, Angela, are avid supporters of KidsPeace, a private charity dedicated to serving the behavioral and mental health needs of children, families and communities in the Baltimore area. The Orioles welcomed over 150 youth from KidsPeace to a game in August for KidsPeace Night, and the Showalters teamed up with KidsPeace to host the third annual Trick-or-Trot 5K Run and 1 Mile Walk in October 2012.


MILITARY INITIATIVES

The Orioles are fortunate to be surrounded by dedicated military personnel throughout the region, and the organization is grateful for all of those who risk their lives each day for our country. In that spirit, we are proud to support our military through a variety of initiatives and special events. The Orioles Military Appreciation Program included a variety of exclusive ticket offers; catered suite donations for every Sunday home game; "welcome home" scoreboard messages; and special gameday activities. Suite donations were made possible in part by donations from Jake Arrieta, Zach Britton, Tommy Hunter, Jim Johnson, Nick Markakis, Brian Matusz, and Matt Wieters.

The Orioles hosted Military Appreciation Day on May 27. All Orioles uniformed personnel wore special jerseys with the Orioles script in camouflage. The game-worn jerseys were autographed, authenticated and auctioned off at orioles.com, raising more than \$12,500 to benefit the Fort Meade Alliance's Foundation. The Orioles also welcomed members

from the Army, the US Army Field Band and an Armed Forces Color Guard to participate in pre-game ceremonies. During the National Anthem, nine service members took the field with a player. As part of Military Appreciation Day, the Orioles also donated more than 1,000 tickets to service members and their families from Ft. Meade. The first 10,000 fans 15 and over in attendance received an Orioles camouflage script t-shirt.

In addition to many other ceremonies recognizing our military, the Orioles participated in Navy Week and the Star Spangled Sailabration, a celebration of the Bicentennial of the War of 1812. The Orioles hosted a series of ceremonies and special guests. Various branches of the military were active throughout the pre-game ceremonies.



Another initiative in the Orioles' commitment to supporting the military is working with our injured service members.

In August, Chris Tillman helped Under Armour stuff 150 backpacks for wounded servicemen and women as part of The Under Armour/Wounded Warrior Project Backpack Build. In September, Zach Britton joined 10 of our nation's heroes and wounded warriors at The Under Armour Combine Training Center for a warrior workout to support the Wounded Warrior Project.



BALTIMORE ORIOLES

CAUSE-RELATED PROGRAMS

HONORARY BAT GIRL HIGHLIGHTS MOTHER'S DAY

On May 13, Major League Baseball and Susan G. Komen for the Cure announced the Orioles' winner of the Honorary Bat Girl contest, a campaign designed to recognize incredible baseball fans who are going to bat against breast cancer in their daily lives. The Orioles' winner, Tammy Kestler of Glen Burnie, was recognized in a special on-field ceremony prior to the Orioles' afternoon game that day against the Rays and also threw out the ceremonial first pitch.

The Honorary Bat Girl contest was developed to raise additional awareness and support for the annual Going to Bat Against Breast Cancer program, a joint program between MLB and Susan G. Komen for the Cure, the world's largest breast cancer organization. One player from each Club was deemed a representative on Mother's Day, and most have personally experienced the effects breast cancer and other cancers have had on their families. The Orioles' representative was Nick Markakis, whose mother survived breast cancer. In addition, the team donated 200 tickets to the Susan G. Komen for the Cure Maryland supporters.

26th ANNUAL ORIOLES REACH FOOD DRIVE

The Orioles Wives, Oriole Advocates, MASN and WJZ-TV teamed up to host the 26th Annual OriolesREACH Food Drive at Camden Yards June 8-10, to benefit the Maryland Food Bank. Representatives were stationed at each entry gate at the park to collect non-perishable food items and cash donations for the Maryland Food Bank and their work with local soup kitchens, food pantries and emergency shelters throughout Central Maryland. More than 4,000 pounds of food and over \$20,000 in cash donations were collected.

CARDBOARD TO LEATHER COLLECTION

On September 9, the Orioles and OriolesREACH teamed up with the Oriole Advocates and Legg Mason to hold the Annual Cardboard to Leather Collection. Fans were encouraged to bring donations of new or gently used baseball and softball equipment or monetary donations to help support youth in developing countries. Over \$5,000 was raised through a silent auction and the gate collection, while representatives from Legg Mason presented the Oriole Advocates Charitable Fund with a \$17,500

contribution during special on-field ceremonies. The Baseball Tomorrow Fund also awarded a \$5,000 grant to the foundation for the purchase of new equipment.



SHANNON'S FUND

In 2008, the Orioles and OriolesREACH established Shannon's Fund, a \$50,000 endowment at the University of Maryland Medical Center to provide financial assistance to hospital patients and their families. Created in memory of Shannon Obaker – the team's Director of Community Outreach who bravely fought cancer for over a year before passing away in January 2007 at age 29 – Shannon's Fund is administered by the University of Maryland Medical Center. Funds will be donated to patients and their family members as the need arises to assist with the general expenses associated with the treatment process, including hospital parking, alternate housing, food costs and household bills. On June 29, a private fundraising event was held with visits from Brian Roberts, Brady Anderson, and Mike Bordick, raising more than \$10,000 to continue the support given to families at UMMC.

SAVES FOR SHOCK TRAUMA

The University of Maryland Medical System teamed up with Kelly and Associates Insurance Group and KTBS Payroll to donate \$1,000 to the R Adams Cowley Shock Trauma Center for each Orioles save during the 2012 season. Thanks to the team's success and closer Jim Johnson's team record-breaking save total, Kelly and Associates and KTBS Payroll presented a check for \$55,000 to Shock Trauma.



CARE FIRST AND THE ORIOLES TEAM UP TO HELP CHILDREN

CareFirst BlueCross/BlueShield donated \$50 to support the Living Classrooms Foundation for each Orioles walk in 2012. A total of \$75,000 was raised to support the Healthy Lifestyles Anti-Violence program at Living Classrooms.

HURRICANE SANDY RELIEF EFFORTS

In the aftermath of Hurricane Sandy that caused massive damage through the Mid-Atlantic and Northeast, OriolesREACH partnered with Von Paris Moving and Storage to help victims throughout New Jersey. Fans joined Orioles front office staff in donating relief items filling three moving trucks that were taken directly to relief centers in the hardest hit areas. In addition to these efforts, MLB and the Players Association jointly contributed \$1 million to organizations helping communities devastated by the storm.

JACKIE ROBINSON DAY

In recognition of the 65th anniversary of Jackie Robinson becoming the first African-American player in Major League Baseball on April 15, all Orioles uniformed personnel wore #42, Robinson's number, joining all other major league teams in honoring Robinson's historic achievement. Each player's authenticated game-worn and autographed #42 jersey was then made available for auction on Orioles.com. The auction raised more than \$11,000 to benefit the Baltimore Orioles Charitable Foundation and the Jackie Robinson Foundation. In a pre-game ceremony on April 24, the Orioles celebrated Jackie Robinson Day at Camden Yards by recognizing Jackie Robinson Foundation scholar Matthew Robinson from Howard University.

AMERICAN RED CROSS BLOOD DRIVE

Last season, OriolesREACH once again teamed up with the University of Maryland Medical Center to host a series of American Red Cross Blood Drives. Participants received exclusive gifts such as an "I Bleed Orange and Black" t-shirt, an Orioles 20th anniversary baseball, Oriole Park VIP experiences, and free tickets to an Orioles game.

DONATIONS

The Orioles donate memorabilia items to charitable non-profit organizations for fundraising activities. Through these contributions the Orioles helped hundreds of non-profit organizations raise almost \$30,000 for their causes in 2012. For a complete list of organizations that were helped this year, visit orioles.com/community.

HIGH FIVE FUNDRAISING PROGRAM

The OriolesREACH High Five Fundraising Program continues to help local non-profit groups, civic organizations and school and youth groups raise money for their efforts. Since its inception in 2005, the High Five Program has helped to raise well over \$1.4 million for these groups.

ORIOLES PET CALENDAR

The Orioles and OriolesREACH created the 2013 Orioles Pet Calendar presented by Southwest Airlines, with proceeds benefiting BARCS - Baltimore Animal Rescue and Care Shelter. The 15-month calendar features Orioles players posing with their own pets or BARCS cats and dogs. To date, the calendar has raised more than \$50,000





BALTIMORE ORIOLES

FRONT
OFFICE

ORIOLES
REACH

MANAGER &
COACHES

2013
ORIOLES

2012
IN REVIEW

OPPONENTS

MINOR
LEAGUES

RECORDS &
HISTORY

ORIOLE PARK

MEDIA



IN THE COMMUNITY

AREA SCHOOLS "GO ORANGE"

As the A.L. East pennant race heated up, local schools were challenged to "Go Orange" by decorating their classrooms, gyms, or other spaces to show their Orioles Pride. St. Philip Neri School in Linthicum was named the Grand Prize Winner after submitting photos of its extensive redecorating project. Orioles pitchers Jason Hammel, Tommy Hunter, and Troy Patton, as well as MASN's Jim Hunter visited the school to reward the school with tickets for the entire student body to an April 2013 game. Second Place Perry Hall Elementary and Third Place Halstead Academy of Science and the Arts also received game tickets.

BUCKLE UP RALLIES

As the Orioles marched toward their return to the Postseason, fans throughout Birdland were invited to "BUCKle Up" at a series of fan rallies over the final weeks of the regular season. Orioles players joined the OriolesREACH promo team and the Oriole Bird at events throughout the area, giving away game tickets, BUCKle Up-themed team gear, and other fun items.

ORIOLES FANFEST

On January 19, Orioles FanFest was held at the Baltimore Convention Center. A day-long celebration of baseball, FanFest featured autograph signings by current and former Orioles players and coaches, question-and-answer forums with players, coaches and media, clinics taught by players and coaches,

exhibits, giveaways and interactive games. Over 18,500 people attended the event, setting a new attendance record, and more than \$113,000 was raised for children's charities via OriolesREACH through the sale of autograph vouchers, memorabilia, grab bags and a silent auction.

PLAYER INVOLVEMENT

One of the best examples of the Orioles reaching out into the community is when Orioles players and coaches themselves appear at various functions and events in our neighborhoods. Even the Oriole Bird has "flown" to over 200 events both in the Mid-Atlantic area as well as Sarasota since last season.





Among the many appearances in 2012 were the following visits: several Orioles to Walter Reed National Military Medical Center in Bethesda; Chris Davis with children from the Christian Youth Athletics Program; a Brian Matusz visit to pediatric patients at Sinai Hospital; Wei-Yin Chen at Towson High School; Jim Johnson and Darren O'Day at Baltimore's Thurgood Marshall BWI Airport; Ryan Flaherty, Steve Johnson, Nick Markakis, Brian Matusz, and Steve Tolleson with Casey Cares at the Extra Innings facility in Baltimore; Jake Arrieta, Wei-Yin Chen, Brian Matusz, Nate McLouth, and Chris Tillman at the BARCs Animal Shelter; J.J. Hardy at an AT&T store in Hanover; and many players signing autographs for fans at the Orioles Team Store in York, PA throughout the season.

JOHNSON WINS INAUGURAL ORIOLE WAY AWARD

The Orioles Advocates, in cooperation with the Orioles and OriolesREACH, last year created The Oriole Way Award to recognize a player who has made significant contributions to the community both on and off the field. The award's first recipient was pitcher Jim Johnson, who was honored before the team's final regular season home game on September 30. Jim has been an instrumental leader in community efforts both in Baltimore and Sarasota, including his work with the Miracle League of Manasota, the Oriole Advocate Challenger Baseball Program and the Orioles Military Programs.

JOHNSON NAMED ROBERTO CLEMENTE AWARD NOMINEE

O's closer Jim Johnson was named the team's nominee for the prestigious 2012 Roberto Clemente Award presented by Major League Baseball and Chevrolet. Johnson was one of the 30 Club finalists for the annual award, which recognizes a Major League Baseball player who best represents the game of baseball through positive contributions on and off the field, including sportsmanship and community involvement. The Roberto Clemente Award presented by Chevrolet pays tribute to Clemente's achievements and character by recognizing current players who truly understand the value of helping others.

More information on the Orioles in the Community can be found at OriolesREACH.com.





BALTIMORE ORIOLES

SARASOTA 365



The Sarasota 365 initiative is a sign of the Orioles' year-round commitment to our official Grapefruit League home. Throughout the year, OriolesREACH takes part in a variety of programs and events at Ed Smith Stadium, the Buck O'Neil Baseball Complex and throughout Sarasota County and surrounding areas. Some of the initiatives in Sarasota include: The Orioles Big League Reader Program, a series of youth baseball clinics, the Birdland Golf Classic to benefit the Miracle League of Manasota, Goodwill donation drive and a food drive, hosting a series of games as part of the USSSA President's Cup, a portion of parking proceeds designated for local charities, the OriolesREACH Gameday Experience program that brought over 600 disadvantaged children and developmentally challenged adults to the ballpark, Military Appreciation Day, and much more. For more information on the Orioles' year-round commitment, visit orioles.com/Sarasota.



FRONT
OFFICE

ORIOLES
REACH

MANAGER &
COACHES

2013
ORIOLES

2012
IN REVIEW

OPPONENTS


MINOR
LEAGUES

RECORDS &
HISTORY

ORIOLE PARK

MEDIA

MANAGER & COACHES



MANAGER

BUCK

SHOWALTER 26

William Nathaniel "Buck" Showalter

Born: May 23, 1956

2013 Opening Day Age: 56

Bats: Left

Throws: Left

Birthplace/Residence: Born in DeFuniak Springs, FL...

Resides in Dallas, TX and Baltimore, MD

Contract Status: Signed through 2018

M.L. Service: Is entering his 20th season as a manager in professional baseball in 2013, his 15th season as a manager in the major leagues and his fourth as manager of the Orioles.



MANAGERIAL/COACHING CAREER

A two-time Manager of the Year (1994 and 2004), Buck Showalter enters his fourth season with the Orioles with 1,078 career wins, seventh most among active major league managers and 49th all-time. In his managerial career, Showalter is 1,078-1,018 in 14 seasons as manager of the New York Yankees (313-268; 1992-1995), Arizona Diamondbacks (250-236; 1998-2000), Texas Rangers (319-329; 2003-06) and Orioles (196-185; 2010-Current). He recorded his 1,000th career win on May 1, 2012 at New York. On January 16, 2013, the Orioles announced a contract extension for Showalter through 2018.

Showalter was hired as the 19th manager in Orioles history on July 29, 2010 and took the helm on August 2, directing the club to a 34-23 finish, the second-best record in the AL over the last 57 games behind Minnesota's 35-22 finish. Showalter became the first manager since 1900 to take over a team on August 1 or later and win more games the rest of the way (34) than the club won before he took over (32). He is also the first manager in major league history to win seven of his first eight games after taking over a team in mid-season that was 20 or more games under .500.

In 2012, Showalter led the Orioles to a 24-game improvement (69 wins in 2011 to 93 in 2012) and the American League Division Series, where they fell to the New York Yankees, three games to two. The Orioles and Rangers reached the postseason in 2012 as the two Wild Card teams and met in a one-game playoff in Arlington to determine the Wild Card team for the Division Series round. The Orioles advanced with a 5-1 win. Following the season, Showalter was named AL Manager of the Year by the *Sporting News* and was awarded the C.I. Taylor Legacy Award by the Negro Leagues Baseball Museum as the top AL manager.

Showalter spent the first 19 years of his professional baseball career in the New York Yankees organization, culminating in a four-year stint as manager from 1992-95. In 1994 Showalter earned AL Manager of the Year honors, guiding New York to a 70-43 record before the strike ended the season prematurely. The next season, he led the Yankees to their first playoff berth in 14 years and managed the American League All-Star team. He was the youngest manager in the major leagues in each of his four seasons in New York.

In November 1995, Showalter joined the Arizona Diamondbacks, 28 months before the expansion franchise began play, and helped shape the new team's major league operations. In 1999, he guided the Diamondbacks to a 100-win season and the NL West division title, an improvement of 35 victories over the previous season, the most in major league history.

Showalter joined the Texas Rangers prior to the 2003 season and, in 2004, led the club to an 18-win improvement over the previous year, earning his second Manager of the Year honor.

Showalter's managerial career began in 1985 with the Oneonta Yankees. He managed for five seasons in the Yankees minor league system, earning Eastern League Minor League Manager of the Year honors in 1989, prior to joining the major league coaching staff in 1990.

Texas: Ranks fourth on the Rangers all-time manager's win list with 319...Only Bobby Valentine (581), Ron Washington (520) and Johnny Oates (506) have more wins as the Rangers skipper...Named the BBWAA's American League Manager of the Year in 2004 after guiding the Rangers to an 89-73 record, leading a team that was not eliminated from playoff contention until the final week of the season...Piloted the club to a third place finish in the AL West, just 3.0



games behind division champion Anaheim...Club's 89 victories marked an 18-win improvement over its 2003 finish, matching the third-largest increase between two seasons in Rangers history...Named the 2004 The Sporting News AL Co-Manager of the Year, winning that award for the second time (also 1994)...Tied with the Twins' Ron Gardenhire for The Sporting News award in 2004...Was appointed as the 16th full time manager in club history on October 11, 2002, signing a 4-year contract.

Arizona: Guided the Diamondbacks to a 250-236 (.514) record from 1998-2000, the franchise's first three seasons in the National League...2000: Arizona led the NL West for first four months before finishing third at 85-77, 12 games behind San Francisco...1999: Guided the Diamondbacks to the NL West title with a 100-62 record, 14 games ahead of San Francisco...Marked the first time that an expansion team had ever won a division title in as few as two years...Increase of 35 victories from 1998 represented the biggest improvement in major league history...Diamondbacks won 51 of final 68 games...Arizona lost in four games to the New York Mets in the NL Division Series...1998: In its inaugural season, Arizona was 65-97, the fourth most wins ever for an expansion club in its first year...Won seven consecutive contests, August 28-September 4, tying the 1961 Los Angeles Angels for longest winning streak ever for an expansion team...Joined the Arizona organization as its first manager on November 15, 1995, 28 months before the NL expansion club began play...During that period was instrumental in the formation of Arizona's major league operation and was heavily involved in the scouting of major and minor league talent.

New York Yankees: Had a 313-268 record (.539) in four seasons as New York's manager...At that time was the longest consecutive tenure for a Yankees skipper since Ralph Houk managed from 1966-73...Was the major leagues' youngest manager in each of his four seasons at New York...1995: Yankees earned their first postseason appearance since 1981, winning the AL Wild Card with a 78-66 record, second in the East, seven games behind Boston...New York won nine of final 10 games to earn playoff berth...Won first two games of AL Division Series versus Seattle before dropping final three contests in the Kingdome...Managed the AL squad in the July 11 All-Star Game at Rangers Ballpark in Arlington, losing to the NL, 3-2...1994: Guided Yankees to 70-43 record, a .619 winning percentage that ranked as second best in the majors at time of players' strike on August 12...Had a 6.5 game lead in AL East, biggest advantage of any division...Won his 200th game as a Yankee on June 13 in Baltimore at the age of 38, second youngest New York skipper to reach that milestone behind Clark Griffith at age 35 in 1905...Selected as the AL Manager of the Year by the Baseball Writers Association of America and The Sporting News...1993: New York finished second in AL East at 88-74, 7 games behind Toronto and a 13-game improvement from 1992...Finished second in AL BBWAA Manager of the Year balloting behind Chicago's Gene Lamont...1992: Appointed as the 30th Yankees manager on October 29, 1991 at age 35, the club's youngest skipper since Roger Peckinpaugh (23) in 1914...New York went 76-86, a 5-game improvement from 1991 and had second best start in team history at 6-0...Served as a coach for Tom Kelly in the All-Star Game at San Diego, the first Yankee manager to achieve that distinction since Houk in 1970.

New York Organization: Spent the first 19 seasons of his pro career in the Yankees organization...Was on New York's major league coaching staff for two seasons, serving as team's "eye in the sky coach" for the first half of 1990 and as third base coach from June 6, 1990 through 1991...Compiled a 360-207 record in five seasons as a minor league manager from 1985-1989 with four first place finishes...Had a 14-4 record in postseason play, winning league championships at Oneonta (New York-Penn) in 1985, Fort Lauderdale (Florida State) in 1987, and Albany-Colonie (Eastern) in 1989...Eastern League Manager of the Year in 1989 as Albany-Colonie won 92 games, most for a Yankee farm club since 1980...Oneonta established New York-Penn League records for victories in both 1985 (55) and 1986 (59)...Served as third base coach at Fort Lauderdale in 1984.

PLAYING CAREER

A fifth-round selection by the Yankees in the 1977 draft, he spent seven seasons as first baseman-outfielder in Yankees minor league system from 1977-83 with a career .294 average...Led Southern League in hits (152) at Nashville in 1982...Was a teammate of Don Mattingly at Nashville in 1981...Also topped SL in hits (178, a league record that still stands) and finished second in average (.324) in 1980, when Nashville won a league record 97 games...Teammates that year included future major leaguers Steve Balboni, Tom Filer, Andy McGaffigan, Willie McGee, Rafael Santana and Pat Tabler.

AMATEUR BACKGROUND

Earned First Team All-America honors in 1977 in his only season at Mississippi State University, where he established a still-standing school record for batting average (.459) and a then team mark for RBI (44)...Was an All-American in 1976 at Chipola Junior College in Marianna, FL...Had his jersey retired at Chipola on February 5, 2011...Played for Hyannis in Cape Cod League in summer of 1976, batting .434 to break Thurman Munson's league record...The .434 mark is still



SHOWALTER

the highest in Cape Cod League history...Was elected to the Cape Cod League Hall of Fame in 2002...Played baseball, basketball and football at Century, FL HS (graduated '74).

PERSONAL/MISCELLANEOUS

After wearing #11 in his previous managerial stints, switched to #26 after joining the Orioles to honor the late O's player and manager Johnny Oates...Prior to joining the Orioles, and during the 2001 and 2002 seasons, Showalter worked for ESPN as a regular studio analyst on Baseball Tonight and an analyst on ESPN's television and radio broadcasts. He also worked the 2002 Arizona-St. Louis Division Series games for ESPN Radio...Graduated from Mississippi State University with a B.S. in education in 1979...Buck's father, the late William Nathaniel II was an All-American fullback at Milligan College in Tennessee and then served as principal at Century High School for 23 years...Was called "Nat" throughout his youth before acquiring nickname "Buck" from Ed Napoleon, his manager at Fort Lauderdale in 1977... Buck and his wife, Angela, were married on March 5, 1983, and have two children, Allie St. Clair (January 30, 1987), a law student at Southern Methodist University, and William Nathaniel IV (Nathan – December 17, 1991), a student at Texas Christian University.

PLAYING RECORD

YEAR	CLUB	AVG	G	AB	R	H	2B	3B	HR	RBI	BB	SO	SB	CS
1977	Ft. Lauderdale	.362	56	196	32	71	8	1	1	25	36	13	4	3
1978	West Haven	.289	123	429	52	124	13	2	3	46	55	34	19	8
1979	West Haven	.279	129	469	71	131	7	3	6	51	36	30	8	6
1980	Nashville	.324	142	550	84	178	19	3	1	82	53	23	6	9
1981	Nashville	.264	90	307	46	81	17	6	0	38	46	16	3	3
	Columbus	.189	14	37	6	7	1	0	1	3	3	0	0	0
1982	Nashville	.294	132	517	66	152	29	3	3	46	61	42	2	5
1983	Nashville	.276	89	297	35	82	13	4	1	37	39	22	1	3
	Columbus	.238	18	63	9	15	3	0	1	8	7	3	1	0
Totals		.294	793	2865	401	841	110	22	17	336	336	183	44	37

BUCK SHOWALTER'S MILESTONE WINS:

#	DATE	OPPONENT
1	April 7, 1992	vs. Boston
100	May 22, 1993	at Boston
200	June 13, 1994	at Baltimore
300	September 12, 1995	at Cleveland
400	May 17, 1999	at San Francisco
500	May 8, 2000	vs. Los Angeles (NL)
600	July 9, 2003	vs. Minnesota
700	August 17, 2004	vs. Cleveland
800	September 25, 2005	at Oakland
900	September 4, 2010	vs. Tampa Bay
1000	May 1, 2012	at New York (AL)

On May 1, 2012 Showalter recorded the 1,000 win of his managerial career, becoming the 58th person to do so.
29 of the previous 57 have been inducted into the National Baseball Hall of Fame
(13 others are not yet eligible for induction).



MANAGERIAL RECORD

YEAR	CLUB	LEAGUE	POS	W	L	PCT
1985	Oneonta	NY-Penn	1st-a	55	23	.705
1986	Oneonta	NY-Penn	1st-b	59	18	.766
1987	Ft. Lauderdale	Florida St.	1st-c	85	53	.616
1988	Ft. Lauderdale	Florida St.	3rd/3rd	69	65	.515
1989	Albany	Eastern	1st-d	92	48	.657
1992	New York	AMERICAN	4th	76	86	.469
1993	New York	AMERICAN	2nd	88	74	.543
1994	New York	AMERICAN	1st-e	70	43	.619
1995	New York	AMERICAN	2nd-f	79	65	.549
1998	Arizona	NATIONAL	5th	65	97	.401
1999	Arizona	NATIONAL	1st-g	100	62	.617
2000	Arizona	NATIONAL	3rd	85	77	.525
2003	Texas	AMERICAN	4th	71	91	.438
2004	Texas	AMERICAN	3rd	89	73	.549
2005	Texas	AMERICAN	3rd	79	83	.488
2006	Texas	AMERICAN	3rd	80	82	.494
2010	Baltimore	AMERICAN	5th	34	23	.596
2011	Baltimore	AMERICAN	5th	69	93	.426
2012	Baltimore	AMERICAN	2nd- hi	93	69	.574
ML Totals				1078	1018	.514
Minor Lg. Totals				360	207	.635
Professional Totals				1438	1225	.540

a - Defeated Geneva in one-game semifinal...Defeated Auburn 2-1 for league championship
b - Lost to Newark in one-game semifinal
c - Defeated Lakeland 2-0 in semifinals...Defeated Osceola 3-1 for league championship
d - Defeated Reading 3-1 in semifinals...Defeated Harrisburg 3-1 for league championship
e - Led AL East by 6.5 games when strike halted play on August 12
f - Won Wild Card...Lost to Seattle 3-2 in American League Division Series
g - Won NL West...Lost to New York Mets 3-1 in National League Division Series
h - Defeated Texas in one-game Wild Card round
i - Lost to New York 3-2 in American League Division Series

ORIOLES MANAGERS ALL-TIME RECORDS

Manager	Years	Record	Pct.	Manager	Years	Record	Pct.
Luman Harris*	1961	17-10	.630	Ray Miller	1998-99	157-167	.485
Earl Weaver	1968-82/85-86	1,480-1,060	.583	Lee Mazzilli	2004-05	129-140	.480
Davey Johnson	1996-97	186-138	.574	Frank Robinson	1988-91	230-285	.447
Hank Bauer	1964-68	407-318	.561	Sam Perlozzo*	2005-07	122-164	.427
Joe Altobelli	1983-85	212-167	.559	Mike Hargrove	2000-03	275-372	.425
Johnny Oates	1991-94	291-270	.519	Cal Ripken, Sr.	1987-88	68-101	.402
Buck Showalter	2010-	196-185	.514	Dave Trembley*	2007-10	187-283	.398
Billy Hitchcock	1962-63	163-161	.503	Jimmy Dykes	1954	54-100	.351
Phil Regan	1995	71-73	.493	Juan Samuel*	2010	17-34	.333
Paul Richards	1955-61	517-539	.490	*served as interim manager			

PITCHING COACH

**RICK
ADAIR⁴¹***Michael Richard (Rick) Adair***Born:** January 19, 1958**2013 Opening Day Age:** 55**Bats:** Left**Throws:** Left**Birthplace/Residence:** Born and resides in Spartanburg, SC**M.L. Service:** Is entering his 10th season as a major league coach, and his third with the Orioles**COACHING CAREER**

Is in his third year as the Orioles' pitching coach after beginning the 2011 season as the bullpen coach before assuming pitching coach duties on June 14, 2011...Has served nine full seasons as a major league pitching or bullpen coach (two with Baltimore, two with Seattle, two with Cleveland and three with Detroit)...His 2012 staff won 93 games despite having just one pitcher make more than 20 starts and had 12 different pitchers make starts...As the Mariners' pitching coach from 2009-10, he oversaw the turn-around of the Mariners' staff from a 4.73 ERA in 2008 (11th in AL) to a league-best 3.87 in 2009...Felix Hernandez won the 2010 Cy Young Award under Adair's tutelage and was runner-up for the award in 2009...The 2009 M's staff used 20 different pitchers and 12 different starters and the starters posted the lowest ERA (3.89) and batting average against (.248) in the AL while making 83 Quality Starts...Prior to his two-year stint in Seattle, Adair spent four years as the Texas Rangers' minor league pitching coordinator, a position he also held in the Atlanta Braves organization from 2000-2003...From September 12, 1996 through the 1999 season, Adair served as the Detroit Tigers' pitching coach and held the same position for the Cleveland Indians during the 1992 and 1993 campaigns...He has served as a minor league pitching coach in three different minor league seasons (1994, 1995 and 2004), all at the Double-A level or higher...Following his playing career, he spent the next six years (1986-1991) as a pitching coach in the Indians organization.

PLAYING CAREER

Adair was selected by the Mariners in the third round of the 1979 June draft and spent seven years in their farm system before elbow injuries ended his playing career...Compiled a lifetime mark of 44-46, with a 3.92 ERA (688.2IP, 300ER) in 214 minor league appearances...Was named to the Midwest League All-Star team in 1981 and was an Eastern League All-Star for Lynn in 1982.

PERSONAL/MISCELLANEOUS

Rick and his wife, Louisa, have two sons, Dustin (9/10/84) and Travis (10/23/87)...Dustin is a professional golfer and Travis is an infielder in the Orioles organization...Is a 1976 graduate of Spartanburg high school, where he played baseball, basketball and football...Won the Dobson Award as the school's top athlete in 1976 and was the South Carolina Player of the Year in 1975 and 1976...Attended Western Carolina University from 1977-80 and threw a no-hitter against The Citadel (who won the Southern Conference championship) in his junior year (1979)...Was named WCU's MVP as a junior in 1979...Is the nephew of former major league pitcher and pitching coach Art Fowler and is a cousin of former major league Wayne Tolleson.

COACHING TIMELINE

1986-91	Minor League Pitching Coordinator, Cleveland Indians
1992-93	Pitching Coach, Cleveland Indians
1994	Pitching Coach, Wichita Wranglers, Texas League, AA (Padres)
1995	Pitching Coach, Toledo MudHens, International League, AAA (Tigers)
1996	Roving Minor League Pitching Coach, Detroit Tigers
9/12/96-99	Pitching Coach, Detroit Tigers
2000-03	Minor League Pitching Coordinator, Atlanta Braves
2004	Pitching Coach, New Hampshire Fisher Cats, Eastern League, AA (Blue Jays)
2005-08	Minor League Pitching Coordinator, Texas Rangers
2009-10	Pitching Coach, Seattle Mariners
2011	Bullpen/Pitching Coach, Baltimore Orioles
2012-	Pitching Coach, Baltimore Orioles



PLAYING RECORD

YEAR	CLUB	W	L	ERA	G	GS	CG	SHO	SV	IP	H	R	ER	BB	SO
1979	Alexandria	6	5	2.81	13	12	2	1	0	80.0	86	29	25	26	53
1980	Lynn	7	4	4.13	30	15	2	0	1	98.0	98	60	45	52	51
1981	Wausau	13	4	2.73	19	19	8	4	0	135.0	109	56	41	58	112
1982	Lynn	7	9	4.30	26	25	7	3	0	138.0	140	86	66	70	95
1983	Salt Lake	2	6	5.05	50	3	0	0	2	67.2	77	44	38	30	53
1984	Chattanooga	4	6	4.60	39	6	1	1	4	78.1	85	43	40	40	55
1985	Chattanooga	5	10	4.42	37	10	2	0	2	91.2	101	53	45	47	55
Minor Lg. Totals		44	46	3.92	214	90	22	9	9	688.5	696	371	300	323	474

ORIOLES PITCHING COACHES

Coch	Years	Seasons	Coch	Years	Seasons
Harry Brecheen	1954-67	14	Leo Mazzone	2006-07	2
George Bamberger	1968-77	10	Rick Adair	2011-	1 1/2
Ray Miller	1978-85, 1997, 2004-05	9	Ken Rowe	1985-86	1 1/2
Mark Wiley	1987, 2001-04	4 1/2	Pat Dobson	1996	1
Dick Bosman	1992-94	3	Sammy Ellis	2000	1
Al Jackson	1989-91	3	Bruce Kison	1999	1
Rick Kranitz	2008-10	3	Herm Starrette	1988	1
Mike Flanagan	1995, 1998	2	Mark Connor	2011	1/2



BULLPEN COACH

BILL

39 CASTRO

William Radhames (Checo) Castro

Born: March 29, 1952

2013 Opening Day Age: 61

Bats: Right **Throws:** Right

Birthplace/Resides: Born in Santiago, Dominican Republic and resides in Franklin, WI

M.L. Service: In his 20th year as a major league coach, and his second as Orioles bullpen coach. Spent 17 years as a bullpen coach and one as a pitching coach with the Milwaukee Brewers



COACHING CAREER

Is in his second year with the Orioles after spending the previous 37 seasons in various roles as a player, scout and coach in the Milwaukee Brewers organization...Castro's last position with the Brewers was serving as the Latin American Pitching Advisor for the Brewers in 2010 and 2011...Castro began the 2009 season as the Brewers pitching coach, a position he also held late in the 2002 season following Dave Stewart's resignation from the position...Prior to serving as the pitching coach in 2009, Castro spent 17 seasons as the Brewers' bullpen coach...Before his stint as the bullpen coach, Castro spent four years as the Brewers' Minor League Pitching coordinator, a position that included a one month stint as the pitching coach for Triple-A Denver in August of 1991...Began his post-playing career as a member of the Brewers' scouting staff from 1985-87...Served as the pitching coach for the Dominican Republic club in the 2006 and 2013 World Baseball Classic...Was voted as the Brewers' "Unsung Hero" for the 2001 season as voted on by members of Milwaukee's Chapter of the Baseball Writers Association of America.



CASTRO

PLAYING CAREER

Castro pitched for 10 seasons in the major leagues with Milwaukee (1974-80), New York-AL (1981) and Kansas City (1982-83), combining to go 31-26 with 45 saves and a 3.33 ERA in 303 career games (nine starts)...Posted a career-high eight wins and 13 saves for the Brewers in 1977...He was signed by the Brewers as a non-drafted free agent in October of 1970.

PERSONAL/MISCELLANEOUS

Bill and his wife, Mary, have two daughters, Katie and Cristina...Bill graduated from Liceo Pedro Maria Espailat High School in the Dominican Republic, where he played baseball and volleyball, in 1970...Became a United States citizen on September 2, 2008.

COACHING TIMELINE

1985-87	Scout, Milwaukee Brewers
1988-91	Minor League Pitching Coordinator, Milwaukee Brewers
1992-2008	Bullpen coach, Milwaukee Brewers
2009	Pitching coach, Milwaukee Brewers
2010-11	Latin America Pitching Advisor, Milwaukee Brewers
2012-	Bullpen coach, Baltimore Orioles

PLAYING RECORD

YEAR	CLUB	W	L	ERA	G	GS	CG	SHO	SV	IP	H	R	ER	BB	SO
1971	Newark	0	1	4.15	9	0	-	-	-	13.0	20	7	6	6	-
1972	Danville	10	9	3.04	45	0	-	-	-	74.0	59	31	25	26	-
1973	Danville	11	4	1.82	46	1	-	-	-	114.0	96	33	23	24	-
1974	Sacramento	9	5	4.71	50	1	0	0	4	105.0	133	68	55	35	52
1974	MILWAUKEE	0	0	4.50	8	0	0	0	0	18.0	19	10	9	5	10
1975	MILWAUKEE	3	2	2.52	18	5	0	0	1	75.0	78	28	21	17	25
1976	MILWAUKEE	4	6	3.45	39	0	0	0	8	70.1	70	29	27	19	23
1977	MILWAUKEE	8	6	4.15	51	0	0	0	13	69.1	76	34	32	23	28
1978	MILWAUKEE	5	4	1.81	42	0	0	0	8	49.2	43	14	10	14	17
1979	MILWAUKEE	3	1	2.03	39	0	0	0	6	44.1	40	14	10	13	10
1980	MILWAUKEE	2	4	2.77	56	0	0	0	8	84.1	89	35	26	17	32
1981	Columbus	8	1	4.56	17	12	0	0	1	73.0	92	41	37	20	40
1981	NEW YORK (AL)	1	1	3.79	11	0	0	0	0	19.0	26	13	8	5	4
1982	Tacoma	2	0	3.00	12	2	1	1	1	30.0	34	11	10	5	15
1982	KANSAS CITY	3	2	3.45	21	4	0	0	1	75.2	72	34	29	20	37
1983	Vancouver	1	2	3.70	18	1	0	0	3	41.1	42	17	17	6	20
1983	KANSAS CITY	2	0	6.64	18	0	0	0	0	40.2	51	34	30	12	17
Minor Lg. Totals		41	22	3.46	197	17	1	1	9	450.1	476	208	173	122	127
ML Totals		31	26	3.33	303	9	0	0	45	546.1	564	245	202	145	203

FRONT
OFFICEORIOLES
REACHMANAGER &
COACHES2013
ORIOLES2012
IN REVIEW

OPPONENTS

MINOR
LEAGUESRECORDS &
HISTORY

ORIOLE PARK

MEDIA



THIRD BASE COACH

BOBBY

11 DICKERSON

Bobby Dale Dickerson

Born: September 4, 1965

2013 Opening Day Age: 47

Bats: Right

Throws: Right

Birthplace/Resides: Born and resides in Laurel, MS

M.L. Service: Is in his first season as a major league coach after 20 years as a minor league manager, coach or instructor.



COACHING CAREER

Is in his first year as a major league coach after spending 20 years as a minor league manager, coach or instructor... Spent the last three seasons as the Orioles' minor league infield coordinator...Took some time out of the 2010 season to fill in as interim manager of the Triple-A Norfolk Tides (from June 4th through the end of the season after Gary Allenson's promotion to the Baltimore coaching staff)...Managed the club to a 43-46 record...Also served as a minor league coach and manager in the minors for the Orioles for five seasons from 1993-97...Served as a player-coach at Triple-A Rochester in 1993 before becoming the infield instructor in 1994...In addition to his duties as minor league infield instructor, Dickerson also managed rookie-level Bluefield to Appalachian League championships in 1996 and 1997...Left the Orioles in 1998 to become the infield coordinator for the Arizona Diamondbacks organization...Was named Arizona's minor league field coordinator in 1999 before being named the manager of the Double-A El Paso club in 2000...Returned to the infield instructor position for Arizona in 2001...Joined the Chicago Cubs in 2002 for a four-year stint as manager of the Double-A West Tenn Diamond Jaxx, where he went 291-264, reaching the postseason twice...Served as interim manager for 11 games for Triple-A Iowa in 2006 and became the full-time manager for Iowa in 2009...Was the Cubs' minor league infield and bunting coordinator from 2006-08...Following the 2009 season he managed the Mexicali club in the Mexican Winter League to a playoff berth...Served as manager for Mesa in the Arizona Fall League in 2002.

PLAYING CAREER

Was drafted in the 23rd round of the 1987 amateur draft by the New York Yankees out of Nicholls State University in Thibodaux, LA...Played seven seasons in the minors with the Yankees and Orioles, batting .236 with 13 homers and 159 RBI in 437 games...Played for Buck Showalter from 1987-89 in the Yankees farm system...Was a teammate of NFL Hall of Famer Deion Sanders in 1987 with Class-A Fort Lauderdale.

PERSONAL/MISCELLANEOUS

Resides in Laurel, MS with his wife, Christine, and their children, Ashley and Dustin.

COACHING TIMELINE

1993	Player/Coach, Rochester Red Wings, International League, AAA (Orioles)
1994-97	Minor League Infield Instructor (Orioles)
1996-97	Manager, Bluefield Orioles, Appalachian League, R (Orioles)
1998	Minor League Infield Coordinator (Diamondbacks)
1999	Minor League Field Coordinator, (Diamondbacks)
2000	Manager, El Paso Diablos, Texas League, AA (Diamondbacks)
2001	Minor League Infield Instructor (Diamondbacks)
2002-05	Manager, West Tenn Diamond Jaxx, Southern League, AA (Cubs)
2006	Interim Manager, Iowa Cubs, Pacific Coast League, AAA (Cubs)
2006-08	Minor League Infield/Bunting Coordinator (Cubs)
2009	Manager, Iowa Cubs, Pacific Coast League, AAA (Cubs)
2010	Interim Manager, Norfolk Tides, International League, AAA (Orioles)
2010-12	Minor League Infield Coordinator, Baltimore Orioles
2013-	Third Base Coach, Baltimore Orioles

FRONT
OFFICE

ORIOLES
REACH

MANAGER &
COACHES

2013
ORIOLES

2012
IN REVIEW

OPPONENTS

MINOR
LEAGUES

RECORDS &
HISTORY

ORIOLE PARK

MEDIA



DICKERSON

MANAGERIAL RECORD

YEAR	CLASS	CLUB	LEAGUE	W-L	PCT
1996	R	Bluefield	Appalachian	42-26	.618
1997	R	Bluefield	Appalachian	40-29	.580
2000	AA	El Paso	Texas	74-66	.529
2002	AA	West Tenn	Southern	73-67	.521
2003	AA	West Tenn	Southern	65-73	.471
2004	AA	West Tenn	Southern	70-68	.507
2005	AA	West Tenn	Southern	83-56	.597
2006*	AAA	Iowa	Pacific Coast	6-5	.545
2009	AAA	Iowa	Pacific Coast	72-72	.500
2010*	AAA	Norfolk	International	43-46	.483
Totals				568-508	.528

PLAYING RECORD

YEAR	CLUB	AVG	G	AB	R	H	2B	3B	HR	RBI	BB	SO	SB	CS
1987	Oneonta	.278	8	18	4	5	1	0	1	4	2	1	1	0
1987	Fort Lauderdale	.196	23	56	6	11	5	0	0	3	4	14	0	0
1988	Fort Lauderdale	.246	85	305	29	75	21	0	2	42	5	50	1	0
1989	Albany-Colonie	.255	21	55	8	14	2	0	1	5	0	12	1	0
1989	Columbus	.185	24	65	8	12	4	0	0	5	2	15	0	1
1990	Albany-Colonie	.220	58	182	20	40	8	2	1	17	7	29	0	0
1991	Hagerstown	.238	90	302	34	72	12	4	1	36	9	44	2	0
1991	Rochester	.333	2	6	0	2	1	0	0	0	0	1	0	0
1992	Rochester	.241	86	249	28	60	7	3	4	29	11	43	1	3
1993	Rochester	.250	40	88	12	22	3	1	3	18	4	18	0	1
Minor League totals		.236	437	1326	149	313	64	10	13	159	44	227	6	5

PRESIDENTIAL VISITS

#	Year	President	Date/Game	Opp.	W/L	Score	Notes
1	1979	Jimmy Carter	WS Game 7	PIT	L	1-4	
2	1983	Ronald Reagan	WS Game 1	PHI	L	1-2	
3	1984	Ronald Reagan	Opening Day	CWS	L	2-5	
4	1986	Ronald Reagan	Opening Day	CLE	L	4-6	
5	1989	George Bush	Opening Day	BOS	W	5-4 (11)	Also hosted incumbent President Hosni Mubarak (Egypt)
6	1989	George Bush	June 28	TOR	W	2-1	
7	1989	George Bush	August 4	TEX	L	4-6	
8	1990	George Bush	July 16	TEX	W	7-6	
9	1991	George Bush	May 15	OAK	L	3-6	President hosted Queen Elizabeth II & Prince Philip
10	1992	George Bush	Opening Day	CLE	W	2-0	President & grandson threw out first balls to open OPACY
11	1993	Bill Clinton	Opening Day	TEX	L	4-7	
12	1995	Bill Clinton	September 6	CAL	W	8-0	2,131; Prez & VP attended together (first time outside WAS)
13	1996	Bill Clinton	Opening Day	KC	W	4-2	
14	1997	Bill Clinton	July 2	PHI	W	10-6	



FIRST BASE COACH

WAYNE**23 KIRBY**

Wayne Leonard Kirby

Born: January 22, 1964**2013 Opening Day Age:** 49**Bats:** Left**Throws:** Right**Birthplace/Residence:** Born in Williamsburg, VA...

Resides in Las Vegas, NV

M.L. Service: Is in his third season as a major league coach.

Spent eight seasons in the major leagues as a player with three teams (Cleveland 1991-96, Dodgers 96-97 and Mets 98).



MANAGERIAL/COACHING CAREER

Kirby enters his third season as the Orioles' first base coach...He spent the previous five seasons (2006-10) with the Texas Rangers as the organization's outfield and baserunning coordinator...Kirby was a member of the Cleveland Indians' player development staff in the four years (2002-05) before joining Texas...He began his coaching career in 2002 as a coach for Class-A Lake County, then was a coach for Class-A Kinston in 2004....Kirby spent 2005 as hitting coach for Double-A Akron before joining Texas in 2006.

PLAYING CAREER

Was a 13th round selection of the Los Angeles Dodgers in the 1983 amateur draft, playing professionally for 18 seasons...Spent six seasons with the Cleveland Indians (1991-96), batting .256 with 13 home runs and 104 RBI in 379 games...Was claimed on waivers by the Dodgers on June 24, 1996 and batted .245 in 111 games with L.A. through 1997...Batted .200 in 15 post-season at-bats for American League pennant winner Cleveland in 1995 and L.A. in 1996...Led American League outfielders with 19 assists in 1993 (13 in right field, four in center field and two in left field)...Recorded his first major league hit September 17, 1991 with an RBI double off Detroit's Walt Terrell that plated Jim Thome at Cleveland Stadium...Hit his first major league home run on September 15, 1992 off Duane Ward at SkyDome in Toronto...Had the game-winning hit in the 11th inning in the first game at Jacobs Field, April 4, 1994 vs. Seattle.

PERSONAL/MISCELLANEOUS

Wayne and his wife, Cara, reside in Las Vegas, Nevada with their daughters, Caylee and Cabria and their son Caden...Younger brother, Terry, played 10 seasons in the NFL (1993-2002) for Miami, San Francisco, Cleveland and Oakland.

COACHING TIMELINE

2002	Hitting Coach, Burlington Indians, Appalachian League, Rookie (Indians)
2003	Hitting Coach, Lake County Captains, South Atlantic League, A (Indians)
2004	Hitting Coach, Kinston Indians, Carolina League, A (Indians)
2005	Hitting Coach, Akron Aeros, Eastern League, AA (Indians)
2006-10	Minor League Outfield and Baserunning Coordinator, Texas Rangers
2011-	First Base Coach, Baltimore Orioles

FRONT
OFFICEORIOLES
REACHMANAGER &
COACHES2013
ORIOLES2012
IN REVIEW

OPPONENTS

MINOR
LEAGUESRECORDS &
HISTORY

ORIOLE PARK

MEDIA



KIRBY

MAJOR LEAGUE PLAYING CAREER

YEAR	CLUB	AVG	G	AB	R	H	2B	3B	HR	RBI	BB	SO	SB
1977	Ft. Lauderdale	.362	56	196	32	71	8	1	1	25	36	13	4
1983	Dodgers	.292	60	216	43	63	7	1	0	13	34	19	23
1984	Great Falls	.310	20	84	43	26	2	2	1	11	12	9	19
	Vero Beach	.272	76	224		61	6	3	0	-	-	-	-
	Bakersfield	.274	23	84	14	23	3	0	0	10	4	5	8
1985	Vero Beach	.281	122	437	70	123	9	3	0	28	41	41	31
1986	Vero Beach	.261	114	387	60	101	9	4	2	31	37	30	28
1987	Bakersfield	.269	105	416	77	112	14	3	0	34	49	41	56
	San Antonio	.238	24	80	7	19	1	2	1	9	4	7	6
1988	Bakersfield	.277	12	47	12	13	0	1	0	4	11	4	9
	San Antonio	.240	100	334	50	80	9	2	0	21	21	42	26
1989	San Antonio	.214	44	140	14	30	3	1	0	7	18	17	11
	Albuquerque	.342	78	310	62	106	18	8	0	30	26	27	29
1990	Albuquerque	.278	119	342	56	95	14	5	0	30	28	36	29
1991	Colorado Spr.	.294	118	385	66	113	14	4	1	39	34	36	29
	CLEVELAND	.209	21	43	4	9	2	0	0	5	2	6	1
1992	Colorado Spr.	.345	123	470	101	162	18	16	11	74	36	28	51
	CLEVELAND	.167	21	18	9	3	1	0	1	1	3	2	0
1993	Charlotte	.289	17	76	10	22	6	2	3	7	3	10	4
	CLEVELAND	.269	131	458	71	123	19	5	6	60	37	58	17
1994	CLEVELAND	.293	78	191	33	56	6	0	5	23	13	30	11
1995	CLEVELAND	.207	101	188	29	39	10	2	1	14	13	32	10
1996	CLEVELAND	.250	27	16	3	4	1	0	0	1	2	2	0
1996	LOS ANGELES	.271	65	188	23	51	10	1	1	11	17	17	4
1997	Albuquerque	.335	68	269	57	90	16	5	10	43	26	33	18
1996	LOS ANGELES	.169	46	65	6	11	2	0	0	4	10	12	0
1998	Memphis	.282	58	227	36	64	15	3	5	32	15	33	10
	Norfolk	.309	42	162	32	50	8	3	5	23	21	18	11
	NEW YORK	.194	26	31	5	6	0	1	0	0	1	9	1
1999	Las Vegas	.300	66	160	29	48	7	3	10	31	28	36	2
2000	Rochester	.284	129	507	76	144	24	11	6	60	46	61	10
2001	Solano	.267	35	131	21	35	8	0	4	18	19	17	5
Minor Lg. Totals		.288	1553	5488	912	1580	211	82	59	555	513	550	415
ML Totals		.252	516	1198	183	302	51	9	14	119	98	168	44

DIVISION SERIES

YEAR	CLUB	AVG	G	AB	R	H	2B	3B	HR	RBI	BB	SO	SB	CS
1995	CLE vs. BOS	.100	3	1	0	1	0	0	0	0	0	0	0	0
1996	LAD vs. ATL	.125	3	8	1	1	0	0	0	0	2	1	0	1
Totals		.222	6	9	1	2	0	0	0	0	2	1	0	1

CHAMPIONSHIP SERIES

YEAR	CLUB	AVG	G	AB	R	H	2B	3B	HR	RBI	BB	SO	SB	CS
1995	CLE vs. SEA	.200	5	5	2	1	0	0	0	0	0	0	1	0
Totals		.200	5	5	2	1	0	0	0	0	0	0	1	0

WORLD SERIES

YEAR	CLUB	AVG	G	AB	R	H	2B	3B	HR	RBI	BB	SO	SB	CS
1995	CLE vs. ATL	.000	3	1	0	0	0	0	0	0	0	1	0	0
Totals		.000	3	1	0	0	0	0	0	0	0	1	0	0

ALL-TIME PINCH-HIT LEADERS

1. Harris, Lenny	212	6. Hansen, Dave	139	11. Lucas, Red	114
2. Sweeney, Mark	175	7. Vander Wal, John	126	12. Braun, Steve	113
3. Mota, Manny	150	8. Morales, Jose	123	13. Crowley, Terry	108
4. Burgess, Smoky	145	9. Palmeiro, Orlando	120	Walling, Denny	108
5. Gross, Greg	143	10. Lynch, Jerry	116		

FRONT
OFFICE

ORIOLES
REACH

MANAGER &
COACHES

2013
ORIOLES

2012
IN REVIEW

OPPONENTS

MINOR
LEAGUES

RECORDS &
HISTORY

ORIOLE PARK

MEDIA



HITTING COACH

JIM**15 PRESLEY***James Presley***Born:** October 23, 1961**2013 Opening Day Age:** 51**Bats:** Right**Throws:** Right**Birthplace/Residence:** Born in Pensacola, FL resides in Cantonment, FL**M.L. Service:** Is in his 24th season in professional baseball,

11th as a major league hitting coach and third with the Orioles.

Played eight major league seasons with three teams (Seattle

1984-89, Atlanta 1990 and San Diego 1991).



MANAGERIAL/COACHING CAREER

Enters his 24th season in professional baseball, 11th season as a major league hitting coach and his third year as the Orioles hitting coach...Presley's 2012 Orioles hit a franchise record 127 home runs at home, tied the franchise record with seven homers in a game, tied for the second-most homers in a season in franchise history and hit the second-most home runs in the majors (214)...Prior to joining the Orioles, Presley served five seasons in the same role with the Florida Marlins...Under Presley, the Marlins set single-season club records in runs (790 in 2007), hits (1504 in 2007), doubles (340 in 2007), home runs (208 in 2008), RBI (749 in 2007), average (.268 in 2009), on-base percentage (.340 in 2009) and slugging percentage (.448 in 2007)...In his five seasons with the Fish, they ranked 4th in the National League in slugging percentage (.427) and home runs (902) and 5th in runs scored (3809)...Prior to joining the Marlins in 2006, Presley spent five years as a hitting instructor in the Arizona Diamondbacks organization, with the last three seasons at the major league level...In 1999, the NL West Champion Diamondbacks boasted league highs with 908 runs scored and 865 RBI...In 1998, the Diamondbacks' inaugural season, Presley joined Buck Showalter's coaching staff as the hitting coach, a position he held through 2000...Spent one year as hitting coach with South Bend Silver Hawks (A) in 1997... Presley guided Lethbridge (R) to Pioneer League single-season records for home runs (88) and runs scored (637) as the hitting instructor in 1996.

PLAYING CAREER

Presley spent eight seasons in the majors with three different teams (Seattle 1984-89, Atlanta 1990, San Diego 1991)... In 959 major league games, Presley posted a .247 batting average with 875 hits, 135 home runs and 495 RBI...He was selected to the 1986 American League All-Star team but did not play in the game...Entered the all-star break with a .280 batting average, 18 home runs and 64 RBI for the Seattle Mariners...Posted three consecutive 20-homer campaigns, with 20 in 1985, 27 in 1986 and 24 in 1987...Presley made his major league debut in 1984, and collected his first hit with the Mariners off Bert Blyleven on June 24 at the Kingdome...He hit his first major league home run June 29, 1984 at Boston off Bob Ojeda...Was selected in the fourth-round of the 1979 draft by the Seattle Mariners.

PERSONAL/MISCELLANEOUS

Jim and his wife, Pam, along with their children Joshua and Kendall, reside in Cantonment, FL...Holds a Master's degree in educational leadership and a Bachelor's degree in health, leisure and sports, both titles from the University of West Florida...Graduated from Escambia High School in Pensacola, FL, in 1979...Led his team to the 1974 Dixie Youth World Series.

COACHING TIMELINE

1996	Hitting Coach, Lethbridge Black Diamonds, Pioneer League, Rookie (Diamondbacks)
1997	Hitting Coach, South Bend Silver Hawks, Midwest league, A (Diamondbacks)
1998-2000	Hitting Coach, Arizona Diamondbacks
2004-05	Manager, Missoula Osprey, Pioneer League, Rookie, (Diamondbacks)
2006-10	Hitting Coach, Florida Marlins
2011-	Hitting Coach, Baltimore Orioles

MANAGERIAL RECORD

YEAR	CLUB	LEAGUE	POS	W	L	PCT
2004	Missoula	Pioneer	4th/4th	27	46	.370
2005	Missoula	Pioneer	3rd/7th	33	43	.434
Totals				60	89	.403

FRONT
OFFICEORIOLES
REACHMANAGER &
COACHES2013
ORIOLES2012
IN REVIEW

OPPONENTS

MINOR
LEAGUESRECORDS &
HISTORY

ORIOLE PARK

MEDIA



PRESLEY

PLAYING RECORD

YEAR	CLUB	AVG	G	AB	R	H	2B	3B	HR	RBI	BB	SO	SB
1979	Bellingham	.196	48	138		27	4	1	1				
1980	Wausau	.245	126	429	45	105	21	1	12	52	24	98	9
1981	Wausau	.279	57	208	48	58	10	0	12	53	34	60	9
	Lynn	.257	64	210	32	54	7	1	8	36	24	52	4
1982	Lynn	.266	133	462	65	123	24	0	22	79	38	119	12
1983	Chattanooga	.265	131	461	70	122	31	5	14	90	56	101	9
1984	Salt Lake City	.317	69	265	43	84	13	4	13	56	15	46	1
1984	SEATTLE	.227	70	251	27	57	12	1	10	36	6	63	1
1985	SEATTLE	.275	155	570	71	157	33	1	28	84	44	100	2
1986	SEATTLE	.265	155	616	83	163	33	4	27	107	32	172	0
1987	SEATTLE	.247	152	575	78	142	23	6	24	88	38	157	2
1988	SEATTLE	.230	150	544	50	125	26	0	14	62	36	114	3
1989	SEATTLE	.236	117	390	42	92	20	1	12	41	21	107	0
1990	ATLANTA	.242	140	541	59	131	34	1	19	72	29	130	1
1991	Oklahoma City	.271	51	207	30	56	10	2	6	29	16	64	1
	SAN DIEGO	.136	20	59	3	8	0	0	1	5	4	16	0
1992	Oklahoma City	.237	48	173	16	41	8	0	4	28	18	42	3
Minor Lg. Totals		.262	727	2553	349	670	128	14	92	423	225	583	48
ML Totals		.247	959	3546	413	875	181	14	135	495	210	859	9

ALL-STAR GAME

YEAR	CLUB	AVG	AB	R	H	2B	3B	HR	RBI	BB	SO	SB
1986	AL @ HOU	-	0	0	0	0	0	0	0	0	0	0
Totals		-	0	0	0	0	0	0	0	0	0	0

GOING, GOING, GONE

In 1986, Orioles pitchers Scott McGregor, Ken Dixon and Mike Boddicker became the first trio of teammates to give up at least 30 home runs in a season. McGregor allowed 35, Dixon 33 and Boddicker 30. It has been done 4 times since, the last coming in 2003 by Seattle's Ryan Franklin, Freddy Garcia and Gil Meche.

ELROD HENDRICKS (1940-2005)

No one logged more time in an Orioles uniform than Elrod Hendricks. For 37 seasons, Ellie opened the year in an Orioles jersey as a player or coach, 16 more years than Brooks Robinson or Cal Ripken. He spent 45 years on the field in organized baseball, the last 28 of them as the Orioles' bullpen coach. Elrod served as a catcher for the Orioles from 1968 until he was traded to the Cubs during the 1972 season, and again from 1973 until he was traded to the Yankees during the 1976 campaign. He was named the bullpen coach following the 1977 season but was activated in each of his first two seasons as a coach.

LONGEST TENURE BY ORIOLES COACHES, 1954-2012

Coach	Seasons	Years
Elrod Hendricks	28	1978-2005
Terry Crowley	16	1985-88, 1999-2010
Cal Ripken Sr.	15	1976-86, 1989-1992
Harry Brecheen	14	1954-67
Bill Hunter-a	14	1964-77
Ray Miller-b	11	1978-85, 1997, 2004-05
Sam Perlozzo-c	10	1996-2005
George Bamberger	10	1968-77
Jim Frey	9	1970-79
George Staller	9	1962, 1968-75
Luman Harris-d	7	1955-61
Jimmy Williams	7	1981-87

a-Hunter named manager of Texas Rangers on June 26, 1977

b-Miller named manager of the Minnesota Twins on June 21, 1984 and also replaced Mark Wiley as coach on June 26, 2004

c-Perlozzo named interim manager August 4, 2005

d-Harris spent final month of 1961 season as interim manager



BENCH COACH

JOHN**77 RUSSELL***John William Russell***Born:** January 5, 1961**2013 Opening Day Age:** 52**Bats:** Right**Throws:** Right**Birthplace/Residence:** Born in Oklahoma City, OK and resides in Bradenton, FL**M.L. Service:** Is in his third season with the Orioles...Is in his 18th season in professional baseball as a coach or manager and his ninth season in the major leagues. Spent all or parts of 10 years in the major leagues as a player from 1984-1993.

MANAGERIAL/COACHING CAREER

Begins his 18th season in professional baseball as a coach or a manager and his ninth season in the major leagues (sixth as a coach, three as a manager)...The 2012 post-season was Russell's first trip to the major league playoffs as a player, coach or manager...Russell spent the 2008-2010 seasons as manager of the Pittsburgh Pirates, compiling a 186-299 record (119-124 at home, 67-175 on the road)...Prior to being named manager of the Pirates on November 5, 2007, Russell had served the previous two seasons as manager of the Phillies' Triple-A affiliate (Scranton/Wilkes-Barre in 2006 and Ottawa in 2007)...He was named International League Manager of the Year after guiding Scranton/Wilkes-Barre to an 84-58 record and the Northern Division title in 2006...For his efforts in 2006, he served as manager at the 2007 International League All-Star Game...From 2003-2005, Russell served as the Pirates' third base coach and major league catching instructor...Began his career as a manager in the Minnesota organization, where his teams posted five winning seasons in his eight years...He was named 2002 Minor League Manager of the Year and "Best Managerial Prospect" by Baseball America after his Edmonton club captured the Pacific Coast League crown...Russell was also tabbed as the Eastern League's "Top Managerial Prospect" by Baseball America after guiding the New Britain club to an 81-58 record and a first-place finish in 1998...In 10 seasons as a minor league manager, Russell compiled a 666-667 record and three division championships...In addition to his major and minor league managing career, John also led the Phoenix Desert Dogs to a 25-19 record and a second place finish in the Arizona Fall League in 2002 and was managing Peoria in 2007 when he was named manager of the Pirates...Russell managed in Venezuela during the 2006 offseason and led the Maracaibo club to the playoffs for the first time in six years.

PLAYING CAREER

Originally selected by the Phillies in the first round (13th overall) of the 1982 June draft, the former catcher made his major league debut for the Phillies on June 24, 1984 (as a left fielder) at Pittsburgh and recorded his first hit, a single off Larry McWilliams, that evening...He hit his first major league home run on June 25, 1984 off New York's Ron Darling...Played in a total of 448 big league games with Philadelphia (1984-88), Atlanta (1988) and Texas (1990-93) and caught Nolan Ryan's sixth career no-hitter on June 11, 1990...Primarily a catcher, Russell also made appearances at first base, third base and in left field and right field...He made one professional pitching appearance on June 25, 1989, retiring the lone batter he faced as he coaxed a pop-out by Gerald Young.

PERSONAL/MISCELLANEOUS

Wife's name is Jamie...Has three sons; Brooks (10/11/87), Steel (9/5/90) and Stone (6/17/04)...Brooks attends the University of Pennsylvania and Steel was drafted as a catcher by the Orioles in the 32nd round of the 2012 draft out of Midland (TX) Community College...Is a 1979 graduate of Norman (OK) High School, where he lettered in baseball, football and basketball...Also played three seasons of baseball at the University of Oklahoma...Was a member of 1981 USA College All-Star team and held records at Oklahoma for homers in a season (20) and career (48) at the time of graduation.

FRONT
OFFICEORIOLES
REACHMANAGER &
COACHES2013
ORIOLES2012
IN REVIEW

OPPONENTS

MINOR
LEAGUESRECORDS &
HISTORY

ORIOLE PARK

MEDIA



COACHING TIMELINE

1994	Player/Coach, Oklahoma City 89ers, American Association, AAA (Rangers)
1995	Manager, Elizabethton Twins, Appalachian League, Rookie (Twins)
1996-97	Manager, Fort Myers Miracle, Florida State League, A (Twins)
1998-2000	Manager, New Britain Rock Cats, Eastern league, AA (Twins)
2001-02	Manager, Edmonton Trappers, Pacific Coast League, AAA (Twins)
2003-05	Third Base Coach, Pittsburgh Pirates
2006	Manager, Scranton/Wilkes-Barre RedBarons, International League, AAA (Phillies)
2007	Manager, Ottawa Lynx, International League, AAA (Phillies)
2008-10	Manager, Pittsburgh Pirates
2011	Third Base Coach/Bench Coach, Baltimore Orioles
2012-	Bench Coach, Baltimore Orioles

MANAGERIAL RECORD

YEAR	CLUB	LEAGUE	POS	W	L	PCT
1995	Elizabethton	Appalachian	2nd	33	31	.516
1996	Fort Myers	Florida State	4th/2nd	79	58	.577
1997	Fort Myers	Florida State	3rd/2nd	81	58	.583
1998	New Britain	Eastern	1st/2nd-a	83	59	.585
1999	New Britain	Eastern	5th	59	82	.418
2000	New Britain	Eastern	6th	51	91	.359
2001	Edmonton	Pacific Coast	4th	60	83	.420
2002	Edmonton	Pacific Coast	1st-b	81	59	.579
2006	Scranton/W-B	International	1st-c	84	58	.592
2007	Ottawa	International	6th	55	88	.385
2008	PITTSBURGH	National	6th	67	95	.414
2009	PITTSBURGH	National	6th	62	99	.385
2010	PITTSBURGH	National	6th	57	105	.352
Minor Lg. Totals				666	667	.499
ML Totals				186	299	.384

(a)- Won division playoff, lost league championship series

(b)- Won league championship series 3-1 over Salt Lake

(c)- Lost in division playoff round, 3-1

PLAYING RECORD

YEAR	CLUB	AVG	G	AB	R	H	2B	3B	HR	RBI	BB	SO	SB
1982	Reading	.202	77	263	26	53	10	5	6	30	23	84	3
1983	Portland	.254	128	445	71	113	23	3	27	76	42	109	3
1984	Portland	.289	93	350	75	101	22	5	19	77	44	91	1
1985	PHILADELPHIA	.283	39	99	11	28	8	1	2	11	12	33	0
	Portland	.306	16	49	8	15	2	2	4	11	13	15	0
1986	PHILADELPHIA	.218	81	216	22	4	12	0	9	23	18	72	2
	PHILADELPHIA	.241	93	315	35	76	21	2	13	60	25	103	0
1987	Maine	.203	44	143	15	29	6	1	7	24	22	37	2
	PHILADELPHIA	.145	24	62	5	9	1	0	3	8	3	17	0
1988	Maine	.288	110	394	50	90	18	0	13	52	29	108	4
	PHILADELPHIA	.245	22	49	5	12	1	0	2	4	3	15	0
1989	ATLANTA	.182	74	159	14	29	2	0	2	9	8	53	0
1990	Oklahoma City	.409	6	22	7	9	4	0	2	6	2	3	0
	TEXAS	.273	68	128	16	35	4	0	2	8	11	41	1
1991	TEXAS	.111	22	27	3	3	0	0	0	1	1	7	0
1992	Tulsa	.258	46	163	26	42	11	0	10	27	17	42	0
	TEXAS	.100	7	10	1	1	0	0	0	2	1	4	0
1993	TEXAS	.227	18	22	1	5	1	0	1	3	2	10	0
Minor Lg. Totals		.247	520	1829	278	452	96	16	86	303	192	489	13
ML Totals		.225	448	1087	113	245	50	3	34	129	84	355	3

BEHIND THE SCENES



RICHARD BANCELLS MS, ATC HEAD ATHLETIC TRAINER

Born: November 11, 1955



Richie is in his 26th season as the Orioles' head Athletic Trainer, his 30th year with the big league club and his 37th in the Orioles organization. Only the third head Athletic Trainer in the 59 seasons since the Orioles moved from St. Louis in 1954, he has the longest tenure of anyone to work as an Athletic Trainer in the Orioles organization. In 2011, Bancells received the Herb Armstrong Award, which honors non-uniformed club personnel for their significant contribution to the ballclub, the community and the sport of baseball. Bancells was inducted into the Maryland Athletic Trainers Hall of Fame in 2008.

Richie joined the Orioles organization in 1977 as an Assistant Athletic Trainer for the Miami Orioles (Class A, Florida State League). He served as head Athletic Trainer for the Bluefield Orioles (Appalachian Rookie League) in 1978-79 before moving up to AAA Rochester in 1980. He served four years as the Red Wings' Athletic Trainer/Road Secretary (1980-83). During that time, he also assisted Salvon during the Orioles' spring training camp in Miami, FL. He became Ralph's assistant trainer in 1984, serving four years before becoming head trainer in 1988, as Salvon took over the assistant title before his untimely passing in July of that year.

Richie was elected in December 2007 to a two-year term as president of the Professional Baseball Athletic Trainers Society (PBATS) and is currently serving a third term as president. He previously served as a board member and treasurer for the organization, as well as secretary of PBATS' Executive Committee. He also currently sits on Major League Baseball's Medical Advisory Committee and is a member of the American College of Sports Medicine.

Following the 2011 season, Bancells and his assistant, Brian Ebel, were named the 2011 Major League Baseball Athletic Training Staff of the Year by PBATS. Bancells has been selected as the Athletic Trainer for the American League team in two All-Star games, in 1993 at Camden Yards and in 2004 at Houston's Minute Maid Park. In November 2002, he served as Athletic Trainer for the Major League Baseball All-Stars' post-season exhibition tour in Japan. In the winter of '96, Richie was invited to Japan to speak to a group of Japanese athletic trainers and physicians.

In 2005, the Orioles created the Ralph Salvon-Richie Bancells Award for Excellence in the Field of Emergency Medical Service, to be given to local area medical professionals who think and act quickly and demonstrate excellence in the wake of an emergency medical situation. Richie was honored as the first recipient for his actions in diagnosing and promptly treating a stroke suffered by Orioles coach Elrod Hendricks, minutes before the team was to board a flight home from Tampa Bay earlier in the 2005 season.

A native of Key West, FL, Richie graduated from Miami's Biscayne College (now St. Thomas University) in 1978. He earned an M.S. degree in physical education from Eastern Kentucky University in Richmond, KY, in 1981 and was honored by EKU as a distinguished alumnus (along with Assistant Athletic Trainer Brian Ebel) in 1999. He is certified by the National Athletic Trainers Association (NATA) and is a licensed Athletic Trainer in Maryland and Florida.

Richie and his wife, the former Carol Corcoran, were married June 10, 1978. They have three children: Christopher (32), Andrea (27) and Timothy (21), and a grandson, Ryan (son of Christopher). Carol earned a degree in theology and education from Biscayne College. In his spare time, Richie enjoys fishing. The Bancells live in Parkton, MD.

ORIOLES HEAD ATHLETIC TRAINERS

Eddie Weidner (1954-1967)

Ralph Salvon (1968-1987)

Richie Bancells (1988-present)

ALL-TIME ORIOLES RECORDS BY MONTH

March	April	May	June	July	August	September	October*
1-2	568-569	836-778	818-808	828-776	860-816	814-771	54-47
.333	.500	.518	.503	.516	.513	.514	.535

*Regular season only

FRONT
OFFICE

ORIOLES
REACH

MANAGER &
COACHES

2013
ORIOLES

2012
IN REVIEW

OPPONENTS

MINOR
LEAGUES

RECORDS &
HISTORY

ORIOLE PARK

MEDIA



BALTIMORE ORIOLES

FRONT OFFICE
ORIOLES REACH
MANAGER & COACHES
2013 ORIOLES
2012 IN REVIEW
OPPONENTS
MINOR LEAGUES
RECORDS & HISTORY
ORIOLE PARK
MEDIA



BRIAN EBEL MBA, LAT, ATC ASSISTANT ATHLETIC TRAINER

Born: December 26, 1965

Brian is in his 17th season as the Orioles' Assistant Athletic Trainer. He was named to his current position on October 30, 1996. This is Brian's 29th season as part of the Oriole organization's training staff. Following the 2011 season, Brian and Head Athletic Trainer Richie Bancells were named the 2011 Major League Baseball Athletic Training Staff of the Year by PBATS. In 2012, Ebel received the PBATS President's Distinguished Service Award for his work on Electronic Medical Records. Following the 2011 season, Brian was selected as the Athletic Trainer for the Major

League Baseball All-Star Tour of Taiwan.

The Eastern Kentucky University graduate began his athletic training career in Bluefield in 1985 at the age of 19, serving as the head athletic trainer for the Orioles' rookie league farm club during summer breaks from college. He moved up to Class A Erie in 1988 and then served three seasons as Athletic Trainer of the Orioles' then AA affiliate in Hagerstown before being promoted to the post of minor league medical coordinator, where he served from 1992 through the 1996 season.

Prior to being named to his current position, Brian assisted the Orioles' spring training camp for four seasons and was also the Athletic Trainer for the Scottsdale Scorpions of the Arizona Fall League in 1994 and the St. Petersburg Pelicans of the Senior Professional Baseball Association in 1989 and '90.

Ebel is certified by the National Athletic Trainers Association and is a licensed Athletic Trainer in Maryland and Florida. Brian is an active member of the American College of Sports Medicine and the Professional Baseball Athletic Trainers Society (PBATS). He served on the board of PBATS from 1999-2005 as the American League Assistant Athletic Trainer Representative. Ebel received scholarships for academic excellence from PBATS in 1985 and Eastern Kentucky University in 1986. In 1999, he was honored (along with Head Athletic Trainer Richie Bancells) by ECU as a distinguished alumnus.

In 2008, Brian was named to Major League Baseball's steering committee for Electronic Medical Records. He has been a member of MLB's Medical Advisory Board since May 2003 and in 2010 was appointed to serve on MLB's Injury Surveillance System (ISS) committee. He served on the Board of Directors for the United Cerebral Palsy of Central Maryland (UCP) from 2003-2010.

Ebel holds an MBA degree in Medical Services Management from The Johns Hopkins University. In the winter of 2004, he served as an Administrative Resident in the Department of Medicine at the Johns Hopkins Bayview Medical Center in addition to his Orioles duties. He also served as Athletic Trainer for the American League at the 2007 All-Star Game in San Francisco.

He has authored or co-authored research papers and book chapters on shoulder and elbow injuries as it relates to the throwing motion by professional athletes, and has lectured on elbow rehabilitation. In May of 2012, he was awarded a United States patent for an orthopedic device for the foot to aid in the treatment of Plantar Fasciitis and heel pain.

Brian grew up in Versailles, IN and married the former Nancy Swanson on October 26, 1991. They have two sons, Brady (19) and Brett (16), and live in Sparks, MD. Brian's hobbies include playing golf and playing the drums.

BEHIND THE SCENES



JOE HOGARTY

STRENGTH AND CONDITIONING COACH

Born: November 28, 1977

Joe is in his fourth season as the Orioles' Major League Strength & Conditioning Coach and his 10th in the Baltimore organization. Prior to joining the major league staff, he spent the previous two seasons (2008-2009) as the Orioles' Minor League Strength and Conditioning Coordinator and four years (2004-2007) as the strength and conditioning coach with the Orioles' AAA affiliates at Norfolk and Ottawa.

While working outside the baseball calendar, Joe has spent time in sports medicine roles at Northeastern University (MA) and at the United States Olympic Training Center in Lake Placid, NY.

Hogarty is a 2001 graduate of Bridgewater State University (formerly Bridgewater State College, Bridgewater, MA) with a degree in Physical Education (Athletic Training). Hogarty holds certifications with the National Strength and Conditioning Association (NSCA, RSCC) and the National Athletic Trainers' Association (NATA).

Following the 2012 season, Joe was invited to speak at a Professional Baseball Coaches clinic in Japan.



RONNIE DECK

BULLPEN CATCHER

Born: October 24, 1977

Deck returns for his sixth season as the Orioles' bullpen catcher. Prior to joining the Orioles, he served as hitting coach for the 2007 Frontier League champion Windy City ThunderBolts and was an assistant coach at Oglethorpe University and assistant coach and sports information coordinator at Northeastern Junior College in Sterling, CO in 2006.

A 1998 graduate of Oklahoma Christian University, where he was a GTE Academic All-America and All-Sooner Athletic Conference catcher, Deck played seven seasons of pro ball, including two seasons in the Tampa Bay organization (2002-03), spending time at Princeton and Hudson Valley in the New-York Penn League, Class-A Charleston and Bakersfield and AA Orlando. He also played five years in independent leagues.



RUDY ARIAS

BATTING PRACTICE PITCHER/BULLPEN CATCHER

Born: June 22, 1956

Rudy begins his 14th season with the Orioles as batting practice pitcher and bullpen catcher. Before joining the Orioles, Rudy served as bullpen catcher for the New York Yankees from 1993 to 1996. Rudy also served as the bench coach and first base coach for the independent Northern League's Winnipeg Goldeyes from 2008-10.

A native of Santa Clara, Cuba, Arias grew up in Miami and became a United States citizen in March of 2012. He graduated from Miami Senior High School in 1975 and attended Miami Dade South Community College from 1976-1977, where he earned All-State and honorable mention All-American honors in baseball. Arias was inducted into Miami Senior High School's Athletic Hall of Fame in 2012.

Arias was drafted by the Seattle Mariners in the 1st round (secondary phase) in 1977 and spent four years in their farm system. In his first pro season, with Rookie level Bellingham (WA), he was named catcher on the Northwest League All-Star team. He spent the next two seasons in the Class A California League, with Stockton and San Jose. His career stalled when he was hit by a ball and suffered a broken jaw in 1980, and the Mariners assigned his contract to Vera Cruz of the AAA Mexican League, where he played in 1981-82. He later played in both Colombia and Mexico, including a two-year stint as manager of the Monteria club in the Colombian Winter League. His father, Rudy Arias Sr., pitched professionally for 17 years and went 2-0 in 34 games for the American League champion Chicago White Sox in 1959.

Rudy and his wife, Hilda, were married on December 6, 1982. They have two sons, Luis (9/27/83) and Alex (8/30/88) and two grandsons, Jaden (2/22/08) and Julian (7/18/10). The Arias' reside in Miami, FL.



FRONT
OFFICE

ORIOLES
REACH

MANAGER &
COACHES

2013
ORIOLES

2012
IN REVIEW

OPPONENTS

MINOR
LEAGUES

RECORDS &
HISTORY

ORIOLE PARK

MEDIA



BALTIMORE ORIOLES

FRONT
OFFICE

ORIOLES
REACH

MANAGER &
COACHES

2013
ORIOLES

2012
IN REVIEW

OPPONENTS

MINOR
LEAGUES

RECORDS &
HISTORY

ORIOLE PARK

MEDIA



CHRIS GUTH

HOME CLUBHOUSE/EQUIPMENT MANAGER

Born: February 16, 1958

Chris is in his first year with the Orioles and his 26th year in professional baseball as he has also worked with the Yankees, Diamondbacks and Rangers organizations.

For the past 11 seasons, Guth has served the Texas Rangers organization as Manager of Minor League Complex Operations, where he was in charge of the minor league equipment needs and daily operations of the Rangers' complex in Surprise, Arizona.

After nine years as the Yankees' minor league equipment manager from 1987-95, Guth joined the expansion Arizona Diamondbacks as their minor league equipment manager during the 1996-1997 seasons when they had only minor league teams prior to the expansion draft. When the Diamondbacks joined the National League in 1998, Guth was named their equipment manager, a position he held for three seasons.

A Miami native, and graduate of Palmetto (FL) High School, Guth and his wife, Lesa, have two sons: Jason (10/18/98) and Ryan (5/2/03). They reside in Peoria, AZ.



JIM TYLER

UMPIRES ATTENDANT

Born: July 4, 1948

Jim Tyler begins his 52nd year working for the Orioles and his first season as the umpire's attendant. Jim ran the home clubhouse from 1979 to 2012 after serving seven years as the visiting clubhouse manager. He began working for the Orioles in 1962 as a clubhouse boy.

Born and raised in Baltimore, he is a graduate of Baltimore City College High School, located across the street from Memorial Stadium, where the Orioles played for 39 years. Jim is one of 11 children, including a twin brother, Phil, who has also worked for the Orioles in the past.

Jim has two children, Lauren (32) and Joshua (31).



FRED TYLER

VISITING CLUBHOUSE MANAGER

Born: September 20, 1960

Fred Tyler has been in charge of the visitors' clubhouse since 1984. He began working around the clubhouse in his teens, assisting his brother, Jim. In addition to assisting with the equipment and clubhouse needs during spring training, Fred also accompanies the Orioles on some of their road trips during the season.

Fred played baseball at Bel Air (MD) HS, Harford CC and Towson University. As a senior at Bel Air High, Fred was named the All-Harford County shortstop, while the All-Harford County pitcher that year was an Aberdeen HS right-handed pitcher named Cal Ripken, Jr.

Fred and Debbie Duffy live in Arnold, MD with their son, Sean Duffy Tyler, 26.

BEHIND THE SCENES



KEVIN BUCK

TEAM TRAVEL COORDINATOR

Born: October 28, 1981

Kevin enters his fifth year of handling team travel arrangements and accommodations. Buck began traveling with the club in 2009 and handles all aspects of team travel and ticketing for road games.

Kevin joined the Orioles in 2003 as a part-time employee in the Sales and Fan Services department. In 2005, he became a full-time New Sales Representative and worked with Season Plan Holders and group events for two years before taking a position as Market Research Manager in 2007. In 2009, Kevin was named Coordinator of Team Travel to assist legendary Orioles' Traveling Secretary Phil Itzoe, and spent the season handling the Orioles' travel and ticket needs.

A native of Cockeysville, MD, Kevin has spent the majority of his life in the Baltimore area. A lifetime Orioles fan, he grew up playing baseball in the Cockeysville area and attended Dulaney High School before graduating in 1999 and enrolling at the University of Richmond. He graduated from UR with a degree in Marketing and Communications in 2003, and immediately began work with the Orioles.

Kevin, and his wife, Cassandra, reside in Baltimore.



NICOLE McFADYEN

HEAD GROUNDSKEEPER

Born: October 29, 1977

Nicole begins her seventh season as the Orioles' head groundskeeper. She returned to the Orioles organization in 2007 after a three-year absence, becoming just the second woman ever to serve as Head Groundskeeper with a major league team. Nicole and Heather Nabozny, who has been with the Detroit Tigers since 1999, are the only female head groundskeepers in Major League Baseball. According to the Sports Turf Managers Association, there have been approximately 10 women who have held the position of head groundskeeper in the history of professional baseball.

After serving as the Orioles' assistant head groundskeeper from 2001 through 2003, McFadyen spent three seasons (2004-2006) as the head groundskeeper for the Eastern League's Trenton Thunder, AA affiliate of the New York Yankees. She was the first female head groundskeeper in Eastern League history when she was named to that post in February 2004, and twice was runner-up for the EL's top groundskeeping award. In 2006, the Thunder honored her with a bobblehead, depicting her riding a tractor.

A native of New Castle, DE, Nicole graduated from the University of Delaware with a degree in agriculture. She worked for several golf courses in Delaware and with the University of Delaware's Research and Education Center, testing new herbicides, prior to joining the Orioles in 2001 as assistant head groundskeeper. Nicole and her husband, Dan, reside in Baltimore.



FRONT
OFFICE

ORIOLES
REACH

MANAGER &
COACHES

2013
ORIOLES

2012
IN REVIEW

OPPONENTS

MINOR
LEAGUES

RECORDS &
HISTORY

ORIOLE PARK

MEDIA



BALTIMORE ORIOLES

NOTES

FRONT
OFFICE

ORIOLES
REACH

MANAGER &
COACHES

2013
ORIOLES

2012
IN REVIEW

OPPONENTS

MINOR
LEAGUES

RECORDS &
HISTORY

ORIOLE PARK

MEDIA

2013 ORIOLES

JIM JOHNSON

2012 AL Rolaids Relief
Man of the Year





JAKE ARRIETA³⁴

Jacob Joseph Arrieta



BATS	THROWS	HEIGHT	WEIGHT
RIGHT	RIGHT	6'4"	225

Born: March 6, 1986
2013 Opening Day Age: 27
Birthplace/Resides: Born in Farmington, MO...Resides in Austin, TX
Contract Status: Signed through 2013
Major League Service: 2 years, 66 days
Acquired: Selected by the Orioles in the 5th round of the 2007 First Year Player Draft

RHP

GAME HIGHS & STREAKS

LONGEST OUTING: 8.0 innings, May 2, 2012 at Yankees...**LONGEST RELIEF OUTING:** 3.1 innings, September 18, 2012 at Seattle...**STRIKEOUT HIGH:** 9, four times, most recently June 13, 2012 vs. Pittsburgh...**WALK HIGH:** 6, July 31, 2011 at Yankees...**HR ALLOWED:** 3, May 8, 2012 vs. Texas...**WINNING STREAK:** 4 games, April 19-May 15, 2011...**LOSING STREAK:** 6 games, May 8-June 8, 2012

2012 HIGHLIGHTS

- Made his first career Opening Day start, earning the win, 4/6 vs. MIN (7.0IP, 2H, 2BB, 4K)
- It was the first time in O's history that a starting pitcher threw at least 7.0 shutout innings and allowed two or fewer hits on Opening Day
- Went 3-9 with a 6.13 ERA (101.1IP, 69ER) in 18 starts to begin the season
- Tossed season-high 8.0 scoreless IP, 5/2 @NYY, striking out season-high tying 9 (also 5/18 @WAS & 6/13 vs. PIT)
- Went 3.2IP, 6/29 & 7/5, allowing a total of 11 ER and was optioned to Triple-A Norfolk, 7/5
- Recalled, 8/26, and optioned again, 8/27, after not making an appearance in his second stint with the O's
- Pitched to a 1.82 ERA (24.2IP, 5ER) in his final four starts with the Tides, striking out 31 batters before being recalled again, 9/7
- Moved into the bullpen for O's, where his K/9IP jumped to 13.5 and his K/BB improved to 5.00 in six appearances
- Held right-handers to a line of .249/.313/.351 in 229 PA compared to .291/.342/.504 in 267 PA vs. lefties
- Posted a 9.5 K/9IP rate in 12 road games (8GS)
- Pitched to a 0.41 ERA (22.0IP, ER) in his three victories and a 7.58 ERA (92.2IP, 78ER) in his other 21 games (15 starts)
- Allowed a line of .255/.300/.399 in 280 PA with the bases empty...Posted a .319/.390/.543 line in 137 PA with RISP

PRO CAREER

2011: Made 22 starts for the O's, finishing second on the team with 10 wins...Was shut down for the year on August 6 and had surgery to remove bone spurs from his right elbow on August 12...Finished third on the team with 119.1 innings pitched and 93 strikeouts...Threw 95.3 pitches per start, second most on the club behind Jeremy Guthrie's 97.5...Was 5-0 with a 3.09 ERA (35.0IP, 12ER) in six starts against the AL Central...His 6.86 runs per game of support was the third-highest in the majors behind Texas' Derek Holland (7.64) and Boston's Tim Wakefield (6.95)...Picked up his 9th win on June 20 at Pittsburgh to become the first Oriole starter to record nine wins by the end of June since Kris Benson won his ninth game on June 28, 2006...The last Oriole starter to record his ninth win as early as June 20 was Sidney Ponson, who notched his ninth win in 2003 on June 13...Recorded his 10th win of the season July 26 against Toronto to become the first Oriole to notch his 10th win in the month of July since Erik Bedard (July 25, 2007)...Allowed 21 homers in 22 starts after allowing nine homers in 18 starts in 2010...The 21 homers allowed tied for 21st-most in the AL...Allowed a homer in seven straight starts, April 24-May 25, and allowed two homers in four straight starts from July 7-26...Won a career-high four straight games, April 19-May 15...Set a career-high with nine strikeouts, April 24 against New York...Completed 7.0 innings three times (May 4 at KC, June 10 vs. TB and July 20 vs. BOS)...Held Tampa Bay scoreless for 7.0 innings on two hits and three walks June 10...Made 12 Quality Starts, good for third on the club (Jeremy Guthrie-16 and Zach Britton-13)...Allowed 1.58 HR/9IP, the third-highest average in the majors behind Cincinnati's Bronson Arroyo (2.08) and Toronto's Brett Cecil (1.60).

2010: Recalled from Triple-A Norfolk on June 10 and beat the Yankees that night in his MLB debut, becoming the third Oriole starting pitcher to beat the Yankees in his debut, joining Koji Uehara (April 8, 2009) and Charlie Beamon (September 26, 1956)...Became the 19th pitcher in franchise history to win his major league debut (Brian Matusz was the last on August 4, 2009)...According to Elias, is the first pitcher to beat the defending World Champions in his debut since Atlanta's Kyle Davies beat Boston in 2005...Fanned Jorge Posada in the second inning for his first major league strikeout...Went career-high 7.2 IP on August 5 vs. LAA (no-decision)...Struck out season-high six in ML debut on June 10 vs. NYY...Pitched to a 3.78 ERA (47.2IP, 20ER) in



his final eight starts, going 5.0 innings or more in seven of them...Went 2-0 with a 2.60 ERA (17.1IP, 5ER), 13 K's and 2 BB in his final three starts...Held righties to a .213 average and .594 OPS compared to .315/.898 for lefties...Pitched to a 4.27 ERA (78.0IP, 37ER) in 14 starts against winning teams and a 6.04 ERA (22.1IP, 15ER) in four starts against sub-.500 teams...Made 11 starts for Triple-A Norfolk, going 6-2 with a 1.85 ERA (73.0IP, 15ER) in 12 games (11 starts, 8 Quality)...At the time of his promotion, was leading the IL in opp. avg. (.189 – finished 14th among all minor leaguers) and was 2nd in IP (73.0)...64 strikeouts were 6th-most in the IL...Named Orioles Minor League Pitcher of the Month for April after going 2-1 with a 1.16 ERA (31.0IP, 5ER) and 27 K's in five starts...Lefties batted .186 (21-113) and righties batted .191 (27-141) against him in Triple-A...Allowed 3 ER or fewer in 16 of his last 17 Triple-A starts (final 6 in 2009 and 10 of 11 in 2010)...Named the Orioles #4 prospect by *Baseball America* entering the 2010 season.

2009: Began the season with Double-A Bowie, going 6-3 with a 2.59 ERA in 11 starts (2 CG) before being promoted to Norfolk, June 12...Was named Eastern League Pitcher of the Week twice, May 11-17 and June 1-7...Led the EL with two shutouts and led the Baysox with 70 strikeouts in only 59.0 innings, holding hitters to a .208 average (45-216)...Allowed 3 ER or fewer in 10 of his 11 starts and 2 ER or fewer in 8 starts...Pitched to a 1.91 ERA (37.2IP, 8ER) in his final 6 starts with the Baysox, with 5 Quality Starts...Struck out a season-high 10 in a 7.0-inning complete game one-hit shutout, May 16 vs. Erie...Went 5-8 with a 3.93 ERA in 17 starts for Norfolk, striking out 78 in 91.2 innings...Was named the Tides' Player of the Month for August, when he pitched to a 3.03 ERA and struck out 27 in 35.2 innings pitched...Owned a 4.92 ERA after his first 11 starts with the Tides, but pitched to a 2.31 ERA (35.0IP, 9ER) in his final six starts.

2008: Spent the season with Class-A Frederick and led the league in ERA (2.87), finished fourth in strikeouts (120)...Finished 3rd on the team in innings pitched (113.0)...Held right-handed hitters to a .165 average (42-254) with a .252 OBP and .244 SLG...Pitched to a combined 2.41 ERA (93.1IP, 25ER) in April, May and July but went 0-3 with a 5.03 ERA (19.2IP, 11ER) in 4 June starts...Named the Carolina League Pitcher of the Week, May 5-11, going 1-0 in two starts (12.0 IP) with a 1.50 ERA and 13 strikeouts...Allowed two earned runs in 34.0 innings (five starts), April 30-May 21...Selected to the US Team for the XM Satellite Radio All-Star Futures Game in New York...Pitched 6.0 shutout innings and struck out seven to earn the win in the Team USA's 9-1 victory over China in the Olympics, winning a bronze medal...Named the Orioles #4 prospect by *Baseball America* after the season.

2007: Went 1-0 and did not allow a run for the Phoenix Desert Dogs in the Arizona Fall League...Was named to the AFL Top Prospects Team after leading the AFL in scoreless innings (16.0) and appearances (14)...Struck out 16 and held opponents to a .154 average...Named the Orioles #7 prospect by *Baseball America* after the season.

PERSONAL/MISCELLANEOUS

Selected by the Orioles in the 5th round of the 2007 First Year Player Draft...Married, wife's name is Brittany...Has a son, Cooper Austin, born September 25, 2011.

YEAR	CLUB	W	L	ERA	G	GS	CG	SHO	SV	IP	H	R	ER	HR	HB	BB	IBB	SO	WP	BK
2008	Frederick-1	6	5	2.87	20	20	0	0	0	113.0	80	44	36	7	6	51	0	120	3	1
2009	Bowie	6	3	2.59	11	11	2	2	0	59.0	45	21	17	4	4	23	0	70	2	0
2009	Norfolk	5	8	3.93	17	17	0	0	0	91.2	97	46	40	9	9	33	0	78	4	0
2010	Norfolk	6	2	1.85	12	11	0	0	0	73.0	48	18	15	3	2	34	0	64	1	0
2010	BALTIMORE	6	6	4.66	18	18	0	0	0	100.1	106	57	52	9	4	48	3	52	5	0
2011	BALTIMORE	10	8	5.05	22	22	0	0	0	119.1	115	70	67	21	4	59	2	93	0	0
2012	Norfolk	5	4	4.02	10	10	1	1	0	56.0	46	25	25	3	4	28	0	54	4	0
	BALTIMORE	3	9	6.20	24	18	0	0	0	114.2	122	82	79	16	5	35	3	109	4	0
	Minor Lg. Totals	28	22	3.05	70	69	3	3	0	392.2	316	154	133	26	25	169	0	386	14	1
	BALTIMORE TOTALS	19	23	5.33	64	58	0	0	0	334.1	343	209	198	46	13	142	8	254	9	0
	American League	19	23	5.33	64	58	0	0	0	334.1	343	209	198	46	13	142	8	254	9	0
	ML TOTALS	19	23	5.33	64	58	0	0	0	334.1	343	209	198	46	13	142	8	254	9	0

1- Selected by the Orioles in the 5th round of the 2007 First Year Player Draft

BATTING RECORD

	AVG	AB	R	H	2B	3B	HR	RBI	SH	SF	HBP	BB	IBB	SO	SB	CS	GIDP	SLG	OBP
Career	.100	10	0	1	0	0	0	1	1	0	0	2	0	4	0	0	0	.100	.250

FIELDING

P	PCT	G	PO	A	E	DP
2010	.913	18	8	13	2	1
2011	.893	22	9	16	3	3
2012	.880	24	4	18	3	2
Totals	.895	64	21	47	8	6



OF

XAVIER AVERY70

Xavier Tyrone Avery

BATS
LEFT

THROWS
LEFT

HEIGHT
6'0"

WEIGHT
190

Born: January 1, 1990

2013 Opening Day Age: 23

Birthplace/Resides: Born in Atlanta, GA...Resides in Tampa, FL

Contract Status: Signed through 2013

Major League Service: 64 days

Acquired: Selected by the Orioles in the 2nd round of the 2008 First Year Player Draft



GAME HIGHS & STREAKS

HITS: 3, July 3, 2012 at Seattle...**RUNS:** 2, twice, most recently July 5, 2012 at Angels...**DOUBLES:** 1, six times, most recently July 3, 2012 at Seattle...**HR:** 1, June 29, 2012 vs. Cleveland...**RBI:** 2, June 29, 2012 vs. Cleveland...**SB:** 1, six times, most recently July 5, 2012 at Angels...**WALKS:** 1, 11 times, most recently July 8, 2012 at Angels...**HITTING STREAK:** 4 games, June 28-July 3, 2012

2012 HIGHLIGHTS

- Made his ML debut, 5/13 vs. TB after having his contract selected from Triple-A Norfolk that day
- Had four stints with the O's (5/13-29, 6/28-30, 7/3-12 & 9/1-end of season)
- Reached safely in 10 of 11 games, 5/14-25 (.279/.367/.419 with 5 multi-hit games) following an 0-for-4 game in his debut
- Collected career-high 3H, 7/3 @SEA
- Recorded first hit (2B & 3B), run and RBI of his major league career, 5/14 vs. NYY
- Made 23 starts in LF for the O's, with the team going 11-12 in those games
- Batted .236/.330/.356 with 8HR, 34RBI and team-best five triples, 57R and 22SB in 102 games for the Tides
- Led Norfolk in R (57), SB (22) and 3B (5) while ranking among team leaders in BB (2nd, 51) and H (4th, 92)
- 22 SB ranked 4th among all O's minor leaguers
- Had season-high eight-game hitting streak, 4/15-24
- Had 7 multi-hit games over an 11 game stretch, 5/4-6/1
- Had a season-high 4H, 7/23 at Syracuse
- Led Norfolk with 7 outfield assists
- Batted .286/.313/.357 with 3 SB and 6 RBI in 13 spring training games (28 AB), his first ML camp (non-roster invitee)

PRO CAREER

2011: Led Double-A Bowie in games played (138), hits (144), doubles (31) and sacrifice bunts (14), was second in runs scored (72) and fourth in walks (49)...Also led Bowie and the Eastern League in at-bats (557) and was second on the team (fourth in the EL) in stolen bases with 36...Had a team-high 15-game hit streak, July 16-29...Was named to the Eastern League mid-season All-Star team as a centerfielder

2010: Was named to the Carolina League Post-Season All-Star Team...Was rated as the 3rd best prospect in the Orioles' organization by *Baseball America* following the 2010 season...Finished fourth in the Carolina League with 28 steals...Was promoted to Double-A Bowie on July 28 and hit safely in 11 of his first 12 games with the Baysox...Drove in a career-high four runs three times with Bowie (August 17 at Trenton, August 21 against Richmond and August 29 at New Britain).

2009: Led the club in triples (8), games played (129) and was second in hits (124) and stolen bases (30)...In the month of May hit .340 with five doubles, four triples, a home run, 13 runs scored, ten walks and six stolen bases...Set new career highs with five hits and four runs scored in a game on June 10 at Lake County...Hit .304 (14-46) in his last 12 games of the season.

2008: Had first four-hit game of his career July 25th against the GCL Twins.

PERSONAL/MISCELLANEOUS

Graduated from Cedar Grove (GA) HS...Signed by O's scout Dave Jennings.



YEAR	CLUB	AVG	G	AB	R	H	2B	3B	HR	RBI	SH	SF	HBP	BB	IBB	SO	SB	CS	GDP	SLG	OBP
2008	Gulf Coast-1	.280	47	175	27	49	8	1	0	7	3	0	4	10	0	51	13	3	1	.337	.333
2009	Delmarva	.262	129	473	55	124	15	8	2	36	3	2	4	27	0	111	30	10	3	.340	.306
2010	Frederick	.280	109	447	73	125	25	6	4	48	2	1	6	42	1	96	28	14	3	.389	.349
	Bowie	.234	27	107	10	25	6	0	3	18	2	2	2	7	0	34	10	0	0	.374	.288
2011	Bowie	.259	138	557	72	144	31	2	4	26	14	1	5	49	0	156	36	14	4	.343	.324
2012	Norfolk	.236	102	390	57	92	13	5	8	34	9	3	5	51	0	106	22	7	4	.356	.330
	BALTIMORE	.223	32	94	14	21	6	1	1	6	2	0	0	11	0	23	6	3	2	.340	.305
	Minor Lg. Totals	.260	552	2149	294	559	98	22	21	169	33	9	26	186	1	554	139	48	15	.356	.325
	BALTIMORE TOTALS	.223	32	94	14	21	6	1	1	6	2	0	0	11	0	23	6	3	2	.340	.305
	American League	.223	32	94	14	21	6	1	1	6	2	0	0	11	0	23	6	3	2	.340	.305
	ML TOTALS	.223	32	94	14	21	6	1	1	6	2	0	0	11	0	23	6	3	2	.340	.305

1- Selected by the Orioles in the 2nd round of the 2008 First Year Player Draft

FIELDING

OF	PCT	G	PO	A	E	DP
2012	.962	28	49	1	2	0
Totals	.962	28	49	1	2	0

FRONT
OFFICE

ORIOLES
REACH

MANAGER &
COACHES

LUIS
AYALA

2013
IN REVIEW

OPPONENTS

MINOR
LEAGUES

RECORDS &
HISTORY

ORIOLE PARK

MEDIA



LUIS

38

AYALA

Luis Ignacio Ayala

BATS
RIGHT

THROWS
RIGHT

HEIGHT
6'2"

WEIGHT
175

Born: Born: January 12, 1978
2013 Opening Day Age: 35
Birthplace/Resides: Born in Los Mochis, Mexico...Resides in Chandler, AZ
Contract Status: Signed through 2013
Major League Service: 8 years, 121 days
Acquired: February 10, 2012; signed by the Orioles as a free agent to a one-year contract with a club option for 2013



RHP

GAME HIGHS & STREAKS

LONGEST RELIEF OUTING: 3.0 innings, May 20, 2009 vs. Chicago (AL)...**STRIKEOUT HIGH:** 5, June 29, 2004 vs. Philadelphia...**WALK HIGH:** 2, 13 times, most recently April 11, 2012 vs. Yankees...**HR ALLOWED:** 2, four times, most recently May 11, 2008 vs. Florida...**WINNING STREAK:** 4 games, twice, most recently May 31-June 10, 2005...**LOSING STREAK:** 7 games, May 6-August 10, 2008

2012 HIGHLIGHTS

- Allowed one ER or fewer in 59 of his 66 appearances
- Pitched to a 1.76 ERA (15.1IP, 3ER) in a 13-game stretch, 7/15-8/15
- Had 13 straight scoreless appearances (15.2IP) to start the season (4/7-5/6)
- On 4/26 vs. TOR, earned his first save since 9/23/08
- Tossed more than 1.0 inning in 25 of his 66 outings, pitching to a 2.57 ERA (42.0IP, 12ER) in those games
- Made 10 (April & July) or 11 (May, June, August & September) appearances in each full month of the season
- Pitched to a 0.68 ERA (52.2IP, 4ER) in 45 games on either one (22G) or two (23G) days of rest and a 7.25 ERA in his other 21 games (22.1IP, 18ER)
- Made five scoreless appearances (5.1IP, 3H, BB, 4K) in extra-inning games
- Held hitters to a .236/.293/.348 line with RISP (99PA) and a .216/.273/.255 line with RISP and 2 outs (55 PA)
- Earned 5th win, 9/19 @SEA, stranding the bases loaded in the bottom of the 10th
- Struck out season-high three, 6/12 vs. PIT



AYALA

- Posted a 2.34 ERA (34.2IP, 9ER) in 32 games vs. the AL East (0.00 in 8G vs. TOR, 1.04 in 8G vs. TB, 2.89 in 8G vs. NYY & 5.00 in 8G vs. BOS)
- Pitched to a 1.00 ERA (9.0IP, ER, 9K) in seven Interleague games
- Made one appearance in the ALDS vs. NYY, allowing 2H and recording a strikeout in Game 4

PRO CAREER

2011: Spent the season with the Yankees, posting a 2.09 ERA (56.0IP, 13ER) in 52 appearances...Did not allow an earned run in 44 of his 52 appearances...Struck out season-high three, August 10 vs. LAA...Lowered season ERA from 9.00 to 1.33 in a 25-game stretch, April 5-July 6, posting a 0.72 ERA (25.0IP, 2ER)...Tossed more than 1.0 inning 18 times, including season-high 2.0IP eight times...Posted a 1.53 ERA (29.1IP, 5ER) in 25 games at Yankee Stadium (24K, 7BB)...Had ERA under 1.00 in both May (0.82 in 11.0IP) and June (0.96 in 9.1IP)...Was on the DL, April 10-May 11...Made three rehab appearances for Triple-A Scranton/Wilkes-Barre, allowing one ER in 5.0IP (7K, 0BB)...Pitched to a 0.92 ERA (19.2IP, 2ER) and converted all 12 of his save opportunities for Yaquis de Obregon in the Mexican Winter League.

2010: Combined at the Triple-A level with three organizations (Los Angeles-NL, Colorado and Arizona) to go 2-10 with a 6.42 ERA (47.2IP, 34ER) and four saves in 36 relief appearances...Following the season, combined to go 2-0 with a 2.27 ERA (35.2IP, 9ER) and 12 saves in 33 games with the Yaquis de Obregon and Aguilas de Mexicali of the Mexican Pacific League...Made four relief appearances in the Caribbean World Series for Mexico, and earned two saves, not allowing a run in 5.0IP (2H, 1K, 2BB).

2009: Combined to go 1-5 with a 5.63 ERA (40.0IP, 25ER) and four saves in 38 relief appearances with Minnesota and Florida...Began the season with the Twins and went 1-2 with a 4.18 ERA (32.1IP, 15ER) with three saves in 28 appearances out of the bullpen...Was released and placed on waivers in June and claimed by the Marlins in July...With Florida, went 0-3 with a 11.74 ERA (7.2IP, 10ER) and one save in 10 relief appearances.

2008: Went 2-10 with a 5.71 ERA (75.2IP, 48ER) and nine saves in 81 combined appearances with Washington and New York-NL...Began the season with Washington and went 1-8 with a 5.77 ERA (57.2IP, 37ER) in 62 relief appearances...Was traded to New York-NL on 8/17 in exchange for a player to be named later (INF Anderson Hernandez) and made 19 relief appearances with the Mets, going 1-2 with nine saves and a 5.50 ERA (18.0IP, 11ER)...Did not allow a run in 13 of those 19 appearances and finished the season tied for 5th among all NL relievers in games.

2007: Began the season on the 15-day DL, recovering from "Tommy John" surgery performed on his right elbow...Was reinstated from the DL on 6/20 and went 2-2 with one save and a 3.19 ERA (42.1IP, 15ER) in 44 appearances with Washington...Earned the win in the final Major League game at RFK Stadium on 9/23 vs. PHI.

2006: Missed the entire season recovering from "Tommy John" surgery performed on his right elbow on 3/30 by Dr. Lewis Yocum and Nationals team orthopedist Dr. Ben Shaffer.

2005: Spent the entire season with Washington, going 8-7 with a 2.66 ERA (71.0IP, 21ER) and one save in 68 relief appearances...Held the opposition scoreless in 53 of his 68 appearances and tied for first in wins among NL relievers.

2004: Went 6-12 with seven saves and a 2.69 ERA (90.1IP, 27ER) in 81 appearances with the Expos, establishing career highs in games, innings pitched, strikeouts (63) and ERA...Led all Montreal relievers in appearances, ranking eighth in the NL...Pitched in every series of the season, except two (6/11-13 @SEA and 8/27-8/29 vs. SD)...Recorded his first ML hit on 4/9 off the Mets' David Weathers at Hiram Bithorn Stadium in San Juan, P.R.

2003: In 62 relief appearances with the Expos, went 10-3 with five saves and a 2.92 ERA (71.0IP, 23ER)...Led all NL rookies in wins and ranked 4th in appearances...Recorded his first Major League win on 4/19 vs. CIN at Hiram Bithorn Stadium, striking out one batter in 1.1IP in relief...Allowed just five of his 30 inherited runners to score (16.7%).

2002: Began the season with the Saraperos de Saltillo of the Mexican Summer League and went 3-5 with a 1.68 ERA (53.2IP, 10ER) and 23 saves in 49 relief appearances...Had his contract purchased by Triple-A Ottawa on 8/18 where he made six relief outings (0-0, 3.52 ERA)...Was signed by Arizona as a minor league free agent following the season, then selected by Montreal in the Rule 5 Draft on 12/16.

2001: Began the season with Single-A Salem of the Rockies organization and made 13 relief appearances, going 0-1 with seven saves and a 4.05 ERA (13.1IP, 6ER)...Had his contract purchased by Saltillo of the Mexican League in May where he went 1-2 with 21 saves and a 2.03 ERA (40.0IP, 9ER) in 33 relief appearances.

2000: Was loaned by Colorado to Saltillo and was 5-3 with 25 saves and a 2.76 ERA, allowing 20ER in 65.1IP in relief...Recorded saves in each of his last 10 appearances of the season.

1999: Went 7-3 with a 1.71 ERA (79.0IP, 15ER), establishing a Mexican Summer League record with 41 saves.

1998: Spent the entire season with Saltillo and was 7-8 with seven saves and a 5.62 ERA, allowing 52ER in 83.1IP in 47 games (four starts).

1997: Made his professional debut with Saltillo and went 7-5 with a 4.62 ERA (62.1IP, 32ER) in 37 games (2 starts).

PERSONAL/MISCELLANEOUS

Is married to Dayasi Cerrano with a son, Luis, Jr.

FRONT
OFFICE

ORIOLES
REACH

MANAGER &
COACHES

LUIS
AYALA

2013
IN REVIEW

OPPONENTS

MINOR
LEAGUES

RECORDS &
HISTORY

ORIOLE PARK

MEDIA



YEAR	CLUB	W	L	ERA	G	GS	CG	SHO	SV	IP	H	R	ER	HR	HB	BB	IBB	SO	WP	BK
1997	Saltillo	7	5	4.62	37	2	0	0	0	62.1	76	37	32	3	3	21	4	30	2	1
1998	Saltillo	7	8	5.62	47	4	0	0	7	83.1	105	52	52	2	4	45	13	29	3	0
1999	Saltillo	7	3	1.71	61	0	0	0	41	79.0	54	17	15	1	3	22	5	28	3	0
2000	Saltillo	5	3	2.76	55	0	0	0	25	65.1	69	22	20	4	3	13	1	38	1	0
2001	Salem-1	0	1	4.05	13	0	0	0	7	13.1	19	10	6	0	2	5	0	10	2	1
	Saltillo	1	2	2.03	33	0	0	0	21	40.0	34	11	9	2	0	11	4	34	0	0
2002	Saltillo	3	5	1.68	49	0	0	0	23	53.2	43	16	10	2	7	15	2	43	0	0
	Ottawa-2/3	0	0	3.52	6	0	0	0	0	7.2	7	3	3	1	0	4	0	6	0	0
2003	GCL Expos	0	0	0.00	2	2	0	0	0	3.2	2	0	0	0	0	2	0	2	0	0
	MONTREAL	10	3	2.92	65	0	0	0	5	71.0	65	27	23	8	5	13	3	46	1	0
2004	MONTREAL	6	12	2.69	81	0	0	0	2	90.1	92	30	27	6	5	15	2	63	3	1
2005	WASHINGTON	8	7	2.66	68	0	0	0	1	71.0	75	23	21	7	6	14	4	40	0	0
2006																				
2007	Potomac	0	0	0.00	3	1	0	0	0	2.2	1	0	0	0	0	1	0	1	0	0
	Columbus	0	0	1.29	5	0	0	0	0	7.0	4	1	1	1	1	2	0	5	0	1
	WASHINGTON	2	2	3.19	44	0	0	0	1	42.1	43	16	15	5	1	12	0	28	1	0
2008	WASHINGTON	1	8	5.77	62	0	0	0	0	57.2	63	41	37	6	4	22	4	36	1	0
	NEW YORK (NL)-4	1	2	5.50	19	0	0	0	9	18.0	23	12	11	3	0	2	0	14	0	0
2009	MINNESOTA-5	1	2	4.18	28	0	0	0	0	32.1	38	18	15	4	3	8	0	21	0	0
	New Orleans-6	0	0	0.00	9	0	0	0	4	10.0	4	0	0	0	0	3	0	10	0	0
	FLORIDA	0	3	11.74	10	0	0	0	0	7.2	12	10	10	1	1	6	3	7	0	0
2010	Albuquerque-7	1	3	4.50	14	0	0	0	4	14.0	14	8	7	1	1	7	3	10	1	0
	Reno-8	0	6	7.86	18	0	0	0	0	26.1	38	23	23	1	3	11	1	17	0	0
	Colorado Springs-9	1	4	9.1	4	0	0	0	0	7.1	8	4	4	2	0	0	0	4	1	0
2011	Scranton/W-B-10	0	0	1.80	3	0	0	0	0	5.0	6	1	1	0	0	0	0	7	0	0
	NEW YORK (AL)	2	2	2.09	52	0	0	0	0	56.0	51	17	13	5	6	20	3	39	2	1
2012	BALTIMORE-11	5	5	2.64	66	0	0	0	1	75.0	81	27	22	7	4	14	3	51	2	0
	Mexican Lg Totals	30	26	3.24	282	6	0	0	117	383.2	381	155	138	14	20	127	29	202	9	1
	Minor Lg Totals	2	11	4.18	77	3	0	0	15	97.0	103	50	45	6	7	35	4	72	4	2
	BALTIMORE TOTALS	5	5	2.64	66	0	0	0	1	75.0	81	27	22	7	4	14	3	51	2	0
	American League	8	9	2.76	146	0	0	0	1	163.1	170	62	50	16	13	42	6	111	4	1
	National League	28	37	3.62	349	0	0	0	18	358.0	373	159	144	36	22	84	16	234	6	1
	ML Totals	36	46	3.35	495	0	0	0	19	521.1	543	221	194	52	35	126	22	345	10	2

- 1- Purchased by Montreal from Saltillo of the Mexican League, August 13, 2002
- 2- Signed by Arizona as a free agent, October 23, 2002
- 3- Selected by Montreal in the Rule 5 Draft, December 16, 2002
- 4- Acquired by the Mets for a PTBNL (INF Anderson Hernandez), August 17, 2008
- 5- Signed by Minnesota as a free agent, February 18, 2009
- 6- Signed by Florida as a free agent, July 3, 2009
- 7- Signed by the Dodgers as a free agent, December 16, 2009
- 8- Signed by Arizona as a free agent, May 20, 2010
- 9- Signed by Colorado as a free agent, August 27, 2010
- 10- Signed by the Yankees as a free agent, February 9, 2011
- 11- Signed by the Orioles as a free agent, February 10, 2012

BATTING RECORD

	AVG	AB	R	H	2B	3B	HR	RBI	SH	SF	HBP	BB	IBB	SO	SB	CS	GIDP	SLG	OBP
Career	.286	14	0	4	1	0	0	0	3	0	0	0	0	3	0	0	0	.357	.286

WORLD BASEBALL CLASSIC

YEAR	CLUB	W	L	ERA	G	GS	CG	SHO	SV	IP	H	R	ER	HR	HB	BB	IBB	SO	WP	BK
2006	Mexico	0	0	6.75	3	0	0	0	0	1.1	2	1	1	0	0	2	0	0	0	0
2009	Mexico	0	0	10.80	4	0	0	0	0	3.1	7	4	4	2	0	0	0	2	0	0
Totals		0	0	9.64	7	0	0	0	0	4.2	9	5	5	2	0	2	0	2	0	0

DIVISION SERIES

YEAR	CLUB	W	L	ERA	G	GS	CG	SHO	SV	IP	H	R	ER	HR	HB	BB	IBB	SO	WP	BK
2011	NY Yankees vs. DET	0	0	6.75	2	0	0	0	0	1.1	3	1	1	0	1	0	0	0	0	0
2012	BAL vs. NYY	0	0	0.00	1	0	0	0	0	0.1	2	0	0	0	0	0	0	1	0	0
Totals		0	0	5.40	3	0	0	0	0	1.2	5	1	1	0	1	0	0	1	0	0

FIELDING

P	PCT	G	PO	A	E	DP
2003	.964	65	8	19	1	0
2004	1.000	81	9	21	0	4
2005	1.000	68	7	15	0	1
2007	1.000	44	3	8	0	0
2008	1.000	81	2	12	0	1
2009	1.000	38	2	7	0	0
2011	1.000	52	2	11	0	2
2012	1.000	66	4	13	0	1
Totals	.993	495	37	106	1	9

**LHP**

MIKE BELFIORE⁶⁵

*Michael John Belfiore***BATS
RIGHT****THROWS
LEFT****HEIGHT
6'3"****WEIGHT
220****Born:** October 3, 1988**2013 Opening Day Age:** 24**Birthplace/Resides:** Born in Huntington, NY...Resides in Commack, NY**Contract Status:** Signed through 2013**Major League Service:** None**Acquired:** May 12, 2012; acquired by the Orioles from Arizona in exchange for INF Josh Bell

2012 HIGHLIGHTS

- Posted a 2.37 ERA (19.0IP, 5ER, 28K) and one save in 12 appearances for Class-A Visalia to start the year
- Held left-handers to a .150/.150/.150 line in 20 at-bats against Visalia, allowing three hits and striking out 11
- Acquired by the Orioles on May 12 and joined Double-A Bowie
- Finished 2nd on the Baysox in holds (8) and 4th in appearances (28)
- Struck out a season-high four batters in 2.0 innings on May 22, his 1st Bowie appearance
- Did not allow a run over six appearances, June 14-30
- Held lefties to a .160/.218/.200 line in 50 at-bats against with Bowie, striking out 19
- Went 1-1 with one save and a 4.38 ERA (12.1IP, 6ER) and 13 strikeout for Mesa in the Arizona Fall League

PRO CAREER

2011: Began the season as a starter, going 1-2 with a 7.30 ERA (37.0IP, 30ER)...Transferred to bullpen and went 3-2 with a 4.71 ERA (42.0IP, 22ER) in 27 appearances as a reliever with 46 strikeouts...Struck out relief-high 5 in 3.0 innings, July 30.

2010: Over 5 starts in May, posted a 1.96 ERA (23.0IP, 5ER) with 19 strikeouts...On May 21 @ Lake County tossed 6.0 innings and struck out a season-high 8 batters.

2009: Made his professional debut on July 2 vs. Great Falls...Made his first start of the season, July 16 at Casper, tossing 2.0 scoreless innings....Over six starts in July, posted a 1.77 ERA (35.2IP, 7ER) with 35 strikeouts...Tossed a season-high 8.0 scoreless innings and struck out a season-high 9 batters, August 28 at Billings.

PERSONAL/MISCELLANEOUS

Originally selected by Arizona in the 1st round (45th overall) of the 2009 First Year Player Draft from Boston College and signed by Matt Merullo...Graduated from Commack High School (Commack, NY).

YEAR	CLUB	W	L	ERA	G	GS	CG	SHO	SV	IP	H	R	ER	HR	HB	BB	IBB	SO	WP	BK
2009	Missoula-1	2	2	2.17	14	11	0	0	0	58.0	59	29	14	2	1	13	0	55	2	0
2010	South Bend	3	10	3.99	25	25	0	0	0	126.1	139	75	56	6	1	42	0	105	10	0
2011	Visalia	4	4	5.92	35	8	0	0	0	79.0	86	58	52	17	1	57	0	79	5	1
2012	Visalia	0	0	2.37	12	0	0	0	1	19.0	13	5	5	2	0	5	0	28	1	1
	Bowie-2	5	1	2.85	28	0	0	0	2	47.1	43	20	15	2	7	21	1	50	0	0
Minor Lg. Totals		14	17	3.88	114	44	0	0	3	329.2	340	187	142	29	10	138	1	317	18	2

1- Selected by Arizona in the 1st round (#45 overall) of the 2009 First Year Player Draft

2- Acquired by the Orioles from Arizona in exchange for INF Josh Bell, May 12, 2012



WILSON 24 BETEMIT

Wilson Betemit

BATS
SWITCH

THROWS
RIGHT

HEIGHT
6'2"

WEIGHT
222

Born: November 2, 1981

2013 Opening Day Age: 31

Birthplace/Resides: Born and resides in Santo Domingo, DR

Contract Status: Signed through 2013 with a vesting option for 2014

M.L. Service: 7 years, 107 days

Acquired: January 24, 2012; signed by the Orioles as a free agent to a two-year contract with a vesting option for 2014



INF

GAME HIGHS & STREAKS

HITS: 4, four times, most recently April 10, 2011 vs. Detroit...**RUNS:** 3, July 17, 2006 vs. St. Louis...**DOUBLES:** 3, April 12, 2006 vs. Philadelphia...**TRIPLES:** 1, eight times, most recently September 28, 2011 vs. Cleveland...**HR:** 2, June 10, 2010 vs. Minnesota...**RBI:** 5, July 17, 2006 vs. St. Louis...**SB:** 1, nine times, most recently August 21, 2011 vs. Cleveland...**WALKS:** 3, five times, most recently July 20, 2012 at Cleveland...**HITTING STREAK:** 13 games, April 2-22, 2011...**GRAND SLAMS:** 1, September 15, 2010 vs. Oakland off Trevor Cahill...**WALK-OFF HOME RUNS:** 1, April 29, 2012 vs. Oakland off Grant Balfour

2012 HIGHLIGHTS

- Batted .313/.365/.485 with 18 XBH in final 48 games, beginning 6/13
- Had career-high five straight multi-hit games, 6/23-29
- Had O's only hit off R.A. Dickey, 6/18 @NYM
- Batted .325/.426/.650 with 4 HR & 12 RBI in 13 games (4/22-5/10), including 9-game hit streak (4/22-5/5; .379; 11-29)
- Hit first career walk-off HR, 4/29 vs. OAK (Balfour) with one out in the bottom of the 9th
- Had go-ahead hits that plated eventual game-winning runs 4/8 vs. MIN and 4/13 @TOR
- Hit game-tying HR 4/14 @TOR
- On DL, 8/12-9/1, with a right wrist injury
- Played in 5 games after returning from DL, batting .167/.167/.250 before re-injuring wrist and ending his season

PRO CAREER

2011: Began the season with the Kansas City Royals before he was acquired by the Tigers in a three-player deal on July 20... Hit .285 (92-323) with 22 doubles, four triples, eight home runs and 46 RBI in 97 games between the two clubs...Established a career-high with a 13-game hitting streak April 2-22, batting .400 (18-45) with four doubles, a home run and 11 RBI...Matched a career best with four hits on April 10 @DET...Hit .348 (24-69) with eight doubles, a home run and 13 RBI in 19 games during April...Collected a season-high three RBI on May 22 vs. STL and July 2 @COL...Batted .390 (16-41) with three doubles, two home runs and 10 RBI over a 12-game stretch July 24-August 12...Hit .310 (18-58) with four doubles, a home run and 10 RBI in 20 games during August...Batted .303 (71-234) vs. RHP...Hit .329 (28-85) with RISP.

2010: A non-roster invite to Spring Training...Began the season at Omaha (AAA) before having his contract selected on May 25 and becoming a key contributor to the Royals offense for the remainder of the season...Made his first start as a Royal on June 10 at Minnesota and posted his first career 2-homer game in a 9-8 KC win...Was just the sixth instance (5th player) of homering from both sides of the plate in KC history, the first since Carlos Beltran on September 6, 2002 vs. Seattle...Hit a go-ahead grand slam September 15 vs. the A's, the first grand slam of his career (4th by a Royal in 2010).

2009: Spent the majority of the season with Triple-A Charlotte, batting .241/.294/.441 with 11 HR and 49 RBI in 72 games...Appeared in 20 games for CWS, batting .200/.280/.311.

2008: Hit .265 (50-198) with 13 doubles, six home runs and 25 RBI in 87 games with the Yankees...Was limited to 87 games due to a pair of stints on the DL...Made 36 appearances at first base (21 starts), 21 at third (nine), 14 at shortstop (four) and three at second (three)...Batted .274 (40-146) with four homers as a left-hander and .233 (10-43) as a righty...Was 8-27 (.296) as a pinch-hitter...Five of six homers came at Yankee Stadium...Hit .385 (10-26) in Interleague Play...Made his fourth career Opening Day roster...Was on the DL, April 14-May 5 with corneal conjunctivitis, including a five-game rehab stay with Class AAA Scranton/Wilkes-Barre...Appeared in five games following his return to the Yankees (.385, 5-13) before returning to the DL with a strained right hamstring, May 11...Made three rehab appearances with Scranton/Wilkes-Barre before being returned from his assignment and reinstated from the DL, May 26...Was traded by the Yankees with pitchers Jeff Marquez and Johnny Nunez to the Sox on November 13 in exchange for infielder Nick Swisher and pitcher Kanekoa Texeira...Hit .234 (15-64) with 16 RBI in 20 games with Escogido of the Dominican Winter League.



BETEMIT

2007: Combined to bat .229 (55-240) with 12 doubles, 14 home runs and 50 RBI in 121 games between the Dodgers and Yankees...Was traded by the Dodgers to the Yankees on July 31 in exchange for pitcher Scott Proctor...Made 44 starts at third base, nine at first, four at shortstop and three at second...Hit .239 (11-46) as a right-hander and .227 (44-194) with 13 home runs as a lefty...Tied for the ML lead with three PH HR, going 8-29 (.276)...Began the season with the Dodgers and hit .231 (36-156) with 10 homers and 26 RBI in 84 games...Notched PH HR in back-to-back games, May 5-6 @ATL...Tied his career high with four hits, July 14 @SF...Appeared in 37 games with the Yankees following the trade, going 19-84 (.226) with four homers and 24 RBI...Homered in his first plate appearance with the Yankees on August 2 vs. CWS, becoming the 10th player since 1961 to accomplish the feat...Totaled four RBI, August 19 vs. DET, the first Yankees shortstop besides Derek Jeter to do so since Tony Fernandez in 1995...Was a member of the Yankees ALDS roster vs. CLE, but did not play.

2006: Batted .263 (98-273) with 23 doubles, 18 home runs and 53 RBI in 143 combined games with ATL and LAD...Established career bests in games, hits, doubles, home runs and RBI...Appeared in 79 games at third base, 19 at shortstop, 10 at second and one at designated hitter...Hit .281 (84-299) with 15 homers from the left side of the plate and .189 (14-74) from the right...Made his second Opening Day roster and hit .281 (56-199) with 16 doubles, nine homers and 29 RBI in 88 games with Atlanta...Was traded by ATL to LAD, July 28 in exchange for pitcher Danys Baez, infielder Willy Aybar and cash considerations...Went 42-174 (.241) in 55 games with the Dodgers...Had a career-best five RBI, July 17 @STL...Hit safely in a career-best 10 straight games, August 23-September 4 (.351, 13-37)...Went 4-8 (.500) with a double, home run and a RBI vs. NYM in the NLDS...Hit a PH HR run in Game 2 off Aaron Heilman.

2005: Led all National League rookies in AVG (.305) and OBP (.359) in his first full major league season with the Braves...Made 63 appearances at third base, 25 at shortstop and one at second...Hit .327 (55-168) as a left-hander and .256 (20-78) as a righty...Made his first Opening Day roster...Hit his first ML HR, April 27 @NYM (off Tom Glavine)...Established a career high with four hits, August 31 (G2) vs. WAS...Appeared in two NLDS contests vs. HOU, going 1-2 (.500).

2004: First MLB hit: May 8 vs. Houston, single off Roy Oswalt...Hit .278 (99-356) with 13 homers and 59 RBI over two stints in 105 games with Class AAA Richmond.

2003: Spent the entire season with Richmond, batting .262 (125-478) with 23 doubles, 13 triples, eight homers and 65 RBI in 127 games...Appeared in 107 games at third base and nine at shortstop...Ranked second in the International League in triples...Was named Richmond's Player of the Month for July, hitting .313 with 17 RBI.

2002: Played with Richmond for the majority of the season and hit .245 (84-343) with eight homers and 34 RBI...Opened the season on the DL with a lower back strain...Was activated on April 19 following a seven game rehab stint with Rookie Braves...Entered the season ranked by *Baseball America* as the No. 2 Prospect in the Braves organization...Played in the Dominican Winter League and finished second in hitting (.308).

2001: Split the season between Class A Myrtle Beach and Class AA Greenville, batting .305 (153-501)...Rated by *Baseball America* as the Braves' No. 1 prospect entering the season...Named the top hitting prospect by Baseball Weekly entering the 2001 season...Recalled by the Braves on September 7 and made his Major League debut on September 18 at the age of 19...Southern League SportsTicker All-Prospect Team...Southern League All-Teen Team...Mid-season Carolina League All-Star...Began the season with Myrtle Beach and hit .277 (88-318) in 84 games...Was named the Carolina League Player of the Week, June 14-20...Was promoted to Greenville on July 12 and batted .355 (65-183) in 47 games...Had a 19-game hitting streak, August 16-September 1...Earned Southern League Player of the Month honors for August.

2000: Hit .331 (89-269) with 15 doubles, five homers and 37 RBI in 69 games with Short-Season Class A Jamestown...Was named to *Baseball America's* Short-Season Class A All-Star Team and the Short-Season Class A Player of the Year...Led all Braves farmhands in batting...Ranked among the New York-Penn League leaders in runs (2nd, 54), hits (T2nd), average (4th) and total bases (T4th, 123)...Entered the season ranked by *Baseball America* as the No.1 Prospect in the Atlanta organization.

1999: Spent his first full season with Advanced Rookie Danville and was named the team's Player of the Year after batting .320 (83-259) with five homers and 53 RBI...Named to the Appalachian League All-Star Team.

1998: Hit .220 (38-173) with eight doubles and five home runs and 16 RBI in 51 games with Rookie Braves.

1997: Made his professional debut with the Braves and hit .212 (24-113) in 32 games.

1996: Signed by Atlanta as a free agent on 7/28, but did not play ... was signed by Rene and Felix Francisco

PERSONAL/MISCELLANEOUS

Full name is Wilson Betemit...Married to Maria...Has one son, Wilson, Jr...Graduated from Juan Batista Safra High in Santo Domingo in 1996.

FRONT
OFFICE

ORIOLES
REACH

MANAGER &
COACHES

WILSON
BETEMIT

2013
IN REVIEW

OPPONENTS

MINOR
LEAGUES

RECORDS &
HISTORY

ORIOLE PARK

MEDIA



YEAR	CLUB	AVG	G	AB	R	H	2B	3B	HR	RBI	SH	SF	HBP	BB	IBB	SO	SB	CS	GDP	SLG	OBP
1997	GCL Braves-1	.212	32	113	12	24	6	1	0	15	0	0	0	9	0	32	0	0	3	.270	.283
1998	GCL Braves	.220	51	173	23	38	8	4	5	16	0	0	0	20	0	49	6	5	1	.399	.301
1999	Danville	.320	67	259	39	83	18	2	5	53	1	3	1	27	1	63	6	3	4	.463	.383
2000	Jamestown	.331	69	269	54	89	15	2	5	37	3	5	1	30	2	37	3	4	4	.457	.393
2001	Myrtle Beach	.277	84	318	38	88	20	1	7	43	0	4	1	23	1	71	8	5	8	.412	.324
	Greenville	.355	47	183	22	65	14	0	5	19	1	2	1	12	0	36	6	2	4	.514	.394
2001	ATLANTA	.000	8	3	1	0	0	0	0	0	0	0	0	2	0	3	1	0	0	.000	.400
2002	GCL Braves	.263	7	19	2	5	4	0	0	2	0	0	0	5	0	2	1	0	0	.474	.417
	Richmond	.245	93	343	43	84	17	1	8	34	2	3	1	34	0	82	8	5	7	.370	.312
2003	Richmond	.262	127	478	55	125	23	13	8	65	3	2	0	38	2	115	8	5	8	.414	.315
2004	Richmond	.278	105	356	48	99	24	2	13	59	1	2	0	32	3	99	3	18	.466	.336	
	ATLANTA	.170	22	47	2	8	0	0	0	3	0	1	0	4	0	16	0	1	0	.170	.231
2005	ATLANTA	.305	115	246	36	75	12	4	4	20	4	2	0	22	4	55	1	3	5	.435	.359
2006	ATLANTA	.281	88	199	30	56	16	0	9	29	1	0	0	19	3	57	2	1	4	.497	.344
	LOS ANGELES (NL)-2	.241	55	174	19	42	7	0	9	24	0	2	0	17	3	45	1	0	7	.437	.306
2007	LOS ANGELES (NL)	.231	84	156	22	36	8	0	10	26	0	3	1	32	0	49	0	0	1	.474	.359
	NEW YORK (AL)-3	.226	37	84	11	19	4	0	4	24	2	0	0	6	0	33	0	0	1	.417	.278
2008	Scranton/W-B	.333	8	27	5	9	4	0	1	5	0	0	0	6	0	7	0	0	0	.593	.455
	NEW YORK (AL)-265	.87	189	24	50	13	0	6	25	1	1	1	6	0	56	0	1	7	.429	.289	
2009	Charlotte-4	.241	72	261	36	63	19	0	11	49	0	4	0	21	2	73	2	0	10	.441	.294
	CHICAGO (AL)	.200	20	45	2	9	5	0	0	3	0	0	0	5	0	13	0	0	2	.311	.280
2010	Omaha-5	.265	29	113	9	30	6	2	2	17	1	3	1	17	0	23	1	1	1	.407	.358
	KANSAS CITY	.297	84	276	36	82	20	0	13	43	0	2	1	36	2	74	0	0	3	.511	.378
2011	KANSAS CITY	.281	57	203	29	57	15	1	3	27	0	3	0	20	6	58	3	1	6	.409	.341
	DETROIT-6	.292	40	120	11	35	7	3	5	19	0	2	0	11	0	47	1	0	1	.525	.346
2012	Bowie-7	.250	2	8	1	2	0	0	1	4	0	0	0	0	0	1	0	0	0	.625	.250
	BALTIMORE	.261	102	341	41	89	19	0	12	40	0	3	1	31	0	103	0	1	8	.422	.322
	Minor Lg Totals	.275	793	2920	387	804	178	28	71	418	12	28	6	274	11	690	52	33	68	.428	.336
	BALTIMORE TOTALS	.261	102	341	41	89	19	0	12	40	0	3	1	31	0	103	0	1	8	.422	.322
	American League	.271	427	1258	154	341	83	4	43	181	3	11	3	115	8	384	4	3	28	.446	.331
	National League	.263	372	825	110	217	43	4	32	102	5	8	1	96	10	225	5	5	17	.441	.338
	ML Totals	.268	799	2083	264	558	126	8	75	283	8	19	4	211	18	609	9	8	45	.444	.334

- 1- Signed by Atlanta as a non-drafted free agent, July 28, 1996
 2- Acquired by the Dodgers in exchange for Dany's Baez, Willy Aybar and cash, July 28, 2006
 3- Acquired by the Yankees in exchange for Scott Proctor, July 31, 2007
 4- Acquired by the White Sox with Jeff Marquez and Jhonny Nunez in exchange for Nick Swisher and Kaneoa Texeira, November 13, 2008
 5- Signed by Kansas City as a free agent, November 13, 2009
 6- Acquired by Detroit in exchange for minor leaguers Antonio Cruz and Julio Rodriguez, July 20, 2011
 7- Signed by the Orioles as a free agent, January 24, 2012

DIVISION SERIES

YEAR	CLUB	AVG	G	AB	R	H	2B	3B	HR	RBI	SH	SF	HBP	BB	IBB	SO	SB	CS	GDP	SLG	OBP
2004	ATL vs. HOU	-	1	0	0	0	0	0	0	0	0	0	0	0	0	0	0	0	0	-	-
2005	ATL vs. HOU	.500	2	2	0	1	0	0	0	0	0	0	0	0	0	1	0	0	0	.500	.500
2006	LAD vs. NYM	.500	3	8	3	4	1	0	1	1	0	0	0	2	1	1	0	0	0	1.000	.600
2011	DET vs. NYY	.000	3	8	0	0	0	0	0	0	0	0	0	0	0	4	0	0	0	.000	.000
Totals		.278	9	18	3	5	1	0	1	1	0	0	0	2	1	6	0	0	0	.500	.350

CHAMPIONSHIP SERIES

YEAR	CLUB	AVG	G	AB	R	H	2B	3B	HR	RBI	SH	SF	HBP	BB	IBB	SO	SB	CS	GDP	SLG	OBP
2011	DET vs. TEX	.000	1	1	0	0	0	0	0	0	0	0	0	0	0	1	0	0	0	.000	.000
Totals		.000	1	1	0	0	0	0	0	0	0	0	0	0	0	1	0	0	0	.000	.000

FIELDING

1B	PCT	G	PO	A	E	DP	3B	PCT	G	PO	A	E	DP	SS	PCT	G	PO	A	E	DP
2007	1.000	14	67	4	0	9	2004	1.000	7	2	6	0	2	2001	-	1	0	0	0	0
2008	.995	36	191	13	1	23	2005	.952	63	26	94	6	6	2004	.933	11	12	30	3	5
2009	.980	7	41	7	1	6	2006	.957	79	32	123	7	18	2005	.985	25	24	40	1	10
2010	.971	5	33	0	1	1	2007	.941	67	21	74	6	9	2006	.914	18	20	33	5	10
2011	1.000	3	23	2	0	0	2008	.893	21	4	21	3	4	2007	.950	10	9	10	1	2
2012	.992	15	123	6	1	10	2009	.500	6	0	4	4	0	2008	1.000	14	10	19	0	5
Totals	.992	80	478	32	4	49	2010	.929	53	30	75	8	9	Totals	.954	79	75	132	10	32
							2011	.947	87	49	148	11	12							
							2012	.923	75	41	115	13	9							
							Totals	.937	458	205	660	58	69							
2B	PCT	G	PO	A	E	DP	OF	PCT	G	PO	A	E	DP	2007	1.000	2	1	0	0	0
2005	1.000	1	1	3	0	0	2010	1.000	2	3	0	0	0	2010	1.000	2	3	0	0	0
2006	1.000	10	26	20	0	7	2012	.889	5	8	0	1	0	2012	.889	5	8	0	1	0
2007	1.000	3	4	7	0	2	Totals	.923	9	12	0	1	0	Totals	.923	9	12	0	1	0
2008	.923	3	4	8	1	2														
2010	.833	2	1	4	1	0														
2011	1.000	1	2	2	0	1														
Totals	.976	20	38	44	2	12														

FRONT
OFFICE

ORIOLES
REACH

MANAGER &
COACHES

WILSON
BETEMIT

2013
IN REVIEW

OPPONENTS

MINOR
LEAGUES

RECORDS &
HISTORY

ORIOLE PARK

MEDIA



Invite

ZACH

BRADDOCK68

William Zachary Braddock

BATS LEFT	THROWS LEFT	HEIGHT 6'2"	WEIGHT 220
--------------	----------------	----------------	---------------

Born: August 23, 1987
2013 Opening Day Age: 25
Birthplace/Resides: Born in Mt. Holly, NJ...Resides in Southampton, NJ
Contract Status: Signed through 2013
Major League Service: 1 year, 58 days
Acquired: December 19, 2012; signed by the Orioles as a minor league free agent

LHP



GAME HIGHS & STREAKS

LONGEST RELIEF OUTING: 2.0 innings, twice, most recently April 25, 2011 vs. Cincinnati...**STRIKEOUT HIGH:** 3, four times, most recently June 7, 2011 vs. New York (NL)...**WALK HIGH:** 3, August 12, 2010 vs. Arizona...**HR ALLOWED:** 1, three times, most recently July 8, 2011 vs. Cincinnati...**WINNING STREAK:** 1 game, June 6, 2010...**LOSING STREAK:** 3 games, June 19, 2010-current

2012 HIGHLIGHTS

- Did not play

PRO CAREER

2011: Made 25 appearances in relief for the Brewers...Posted a 2.51 ERA (14.1IP, 4ER) in his first 19 appearances of the season, holding hitters to a .173/.290/.288 line through the end of June...Pitched to a 30.00 ERA (3.0IP, 10ER) in six July appearances and did not appear in the majors again after July 14...Also pitched for Class-A Wisconsin (2G) and Triple-A Nashville (6G).

2010: Entered the season as the 7th-best prospect in the Brewers organization according to *Baseball America*...Began the season at Triple-A Nashville, where he went 0-0 with a 4.50 ERA and 1 save in 11 relief appearances...Held Pacific Coast League opponents to a .182 average as he struck out 28 batters in 16.0 innings...Allowed all of his runs with Nashville on 5/9 at Albuquerque (0.2IP, 8ER)...Went unscored upon in his other 10 outings with the Sounds (15.1IP)...Contract was selected by Milwaukee on 5/23...Went 1-2 with a 2.94 ERA in 46 relief appearances with the Brewers...His 46 appearances were the most by a Brewers lefthander in 2010...Went unscored upon in 40 of his 46 appearances...Held opponents to a .228 batting average while striking out 41 batters in just 33.2 innings...Retired 31 of 46 first batters faced (67.4%)...Stranded 24 of 37 inherited runners (64.9%)...Made his Major League debut on 5/23 @MIN (2IP, H, BB, 2K)...His first career strikeout victim was Michael Cuddyer...Earned his first Major League victory in the 4-3, 10-inning win on 6/6 @STL...On 10/1 @CIN, suffered a fractured pinky finger on his left hand after being hit by a batted ball during batting practice.

2009: Went 3-2 with a 1.79 ERA in 26 relief appearances between Class-A Brevard County and Double-A Huntsville...Held opponents to a .193 batting average while striking out 62 batters in just 40.1 innings...Began the season at Brevard County, where he went 1-1 with a 1.09 ERA in 14 Appearances...Went 2-1 with a 2.87 ERA in 12 appearances at Huntsville...Following the season pitched for the Peoria Javelinas in the Arizona Fall League.

2008: Went 4-7 with a 5.05 ERA in 23 games (13 starts) between Class-A West Virginia and Class-A Brevard County...Held opponents to a .216 batting average while striking out 93 batters in just 71.1 innings...Began the season at West Virginia, making starts on 4/22 at Lexington and 4/27 vs. Delmarva, and going 0-0 without allowing an earned run (6IP, UER)...Went 4-7 with a 5.51 ERA in 21 games (11 starts) at Brevard County...Was 4-5 with a 5.85 ERA as a starter (47.2IP, 31ER) and 0-2 with a 4.58 ERA in relief (17.2IP, 9ER)...Had 11 strikeouts in a win on 5/31 vs. Vero Beach and 10 strikeouts in a win on 6/10 at Lakeland...Was rated as having the best slider in the Brewers organization according to *Baseball America*.

2007: Was a South Atlantic League All-Star, going 3-1 with a 1.15 ERA in 10 games (9 GS) for Class-A West Virginia...Held opponents to a .168 average with 68 strikeouts in 47.0 innings...Record season-high 12 strikeouts, 4/20 vs. Greensboro.

2006: Appeared in 14 games (8 GS) in his first pro season for Rookie Helena...Made pro debut, 6/22 vs. Missoula, tossing 5.0 shutout innings (H, 3K)...Earned first win, 7/4 at Great Falls (2.0IP, 2H, 2BB, K).

PERSONAL/MISCELLANEOUS

Originally selected by Milwaukee in the 18th round of the 2005 First Year Player Draft...Signed by Tony Blengino...Graduated from Gloucester (NJ) Catholic High School...Underwent "Tommy John" surgery while in high school...Attended Burlington County College.



YEAR	CLUB	W	L	ERA	G	GS	CG	SHO	SV	IP	H	R	ER	HR	HB	BB	IBB	SO	WP	BK
2006	Helena-1	2	2	5.49	14	8	0	0	0	39.1	32	26	24	3	1	31	0	30	3	0
2007	West Virginia	3	1	1.15	10	9	0	0	0	47.0	28	6	6	1	1	15	0	68	0	0
2008	West Virginia	0	0	0.00	2	2	0	0	0	6.0	2	1	0	0	0	3	0	13	0	0
	Brevard County	4	7	5.51	21	11	0	0	0	65.1	55	44	40	7	7	42	0	80	6	3
2009	Brevard County	1	1	1.09	14	0	0	0	0	24.2	12	3	3	2	2	4	1	40	2	0
	Huntsville	2	1	2.87	12	0	0	0	0	15.2	16	9	5	2	1	3	0	22	0	0
2010	Nashville	0	0	4.50	11	0	0	0	1	16.0	10	8	8	1	2	9	0	28	2	0
	MILWAUKEE	1	2	2.94	46	0	0	0	0	33.2	29	11	11	1	2	19	0	41	2	0
2011	Wisconsin	0	0	0.00	2	2	0	0	0	4.2	0	0	0	0	0	1	0	7	0	0
	Nashville	0	0	4.76	6	0	0	0	1	5.2	4	3	3	0	0	7	0	10	2	0
	MILWAUKEE	0	1	7.27	25	0	0	0	0	17.1	16	15	14	2	2	11	1	18	2	0
2012	DID NOT PLAY																			
Minor Lg. Totals		12	12	3.57	92	32	0	0	2	224.1	159	100	89	16	14	115	1	298	15	3
National League		1	3	4.41	71	0	0	0	0	51.0	45	26	25	3	4	30	2	59	4	0
ML Totals		1	3	4.41	71	0	0	0	0	51.0	45	26	25	3	4	30	2	59	4	0

1- Selected by Milwaukee in the 18th round of the 2005 First Year Player Draft

FIELDING

P	PCT	G	PO	A	E	DP
2010	1.000	46	0	2	0	0
2011	-	25	0	0	0	0
Totals	1.000	71	0	2	0	0



ZACH BRITTON

Zachary Grant Britton

BATS	THROWS	HEIGHT	WEIGHT
LEFT	LEFT	6'3"	195

Born: December 22, 1987

2013 Opening Day Age: 25

Birthplace/Resides: Born in Panorama City, CA...

Resides in Weatherford, TX

Contract Status: Signed through 2013

M.L. Service: 1 year, 117 days

Acquired: Selected by the Orioles in the 3rd round of the 2006 First Year Player Draft



LHP

GAME HIGHS & STREAKS

LONGEST OUTING: 9.0 innings, May 12, 2011 vs. Seattle...**LONGEST RELIEF OUTING:** 1.0 inning, October 3, 2012 at Tampa Bay...**STRIKEOUT HIGH:** 10, August 30, 2012 vs. White Sox...**WALK HIGH:** 6, July 17, 2012 at Minnesota...**HR ALLOWED:** 2, three times, most recently August 7, 2012 vs. Seattle...**WINNING STREAK:** 4 games, August 18-September 4, 2012...**LOSING STREAK:** 5 games, June 22-August 4, 2011.

2012 HIGHLIGHTS

- Began season on the DL with a left shoulder impingement and had three stints with the O's this season (7/17-8/8, 8/18-30 & 9/4-end of season)
- Reinstated from DL, 6/6, and optioned to Triple-A Norfolk
- Made three rehab starts with AA Bowie (2G; 0.75 ERA, 12.0IP, ER, 3BB, 11K) and AAA Norfolk (1G; 6.00 ERA, 6.0IP, 4ER, 2BB, 2K)
- Went 2-0 with a 2.14 ERA (21.0IP, 5ER, 16K) in three July starts for the Tides
- Recalled by the O's, 7/17, where he made five starts and posted an 8.10 ERA (23.1IP, 21ER) before being optioned back to Norfolk, 8/8



BRITTON

- Made start for the Tides, 8/13 and was recalled back to the O's, 8/18
- Tossed season-high 8.0IP and struck out career-high 10, 8/30 vs. CWS
- Made first career appearance out of the pen, 10/3 @TB (1.0IP, 0ER, 1SO)
- Pitched to a 0.78 ERA (34.2IP, 3ER) in his five victories

PRO CAREER

2011: Had his contract selected from Norfolk on April 3 and made his major league debut that night at Tampa, picking up the win as he allowed one earned run over six innings...With an 11-11 record, became the first Orioles starter with more than 20 or more decisions in a season to post a .500 or better record since Erik Bedard went 15-11 in 2006...Struck out six in his debut, including Elliot Johnson in the first inning for his first major league strikeout...Became the seventh of eight Orioles starters to win their major league debut since the start of the 2009 season, joining Koji Uehara, Brad Bergesen, Jason Berken, David Hernandez, Brian Matusz and Jake Arrieta...Allowed one earned run over his first two major league appearances (13.2 IP)...According to Elias, since the Orioles moved to Baltimore in 1954, only Tom Phoebus won his first two MLB games, both as a starting pitcher, allowing no more than one run combined...Prior to Britton, the last Oriole pitcher to allow one or fewer runs in the first 13.2 innings of his career was Kurt Birkins in May 2006 (he allowed one run, all innings pitched in relief)...The last O's pitcher to allow a total of one-or-fewer runs in his first two career starts was Chuck McElroy in Sept. of 2000 (11.0IP, 1ER)...McElroy had 603 relief outings in the bigs before his first two starts in 2000...Worked nine scoreless innings in that May 12 start and was opposed by Jason Vargas, who also worked nine scoreless innings...The last time the Orioles played a game in which both pitchers went nine innings was July 11, 2003 (Baltimore's Rodrigo Lopez and Oakland's Tim Hudson)...It also marked the first time two major league pitchers went nine innings or more each and were both non-decided since July 10, 2010 (Philadelphia's Roy Halladay and Cincinnati's Travis Wood)...It was just the third such occurrence in the big leagues since 2000...The last O's starter to throw nine shutout IP and not factor in the decision was Mike Morgan on April 16, 1988 against Cleveland...Joined Jake Arrieta as the first pair of Oriole starters to both have five wins by May 20th since Erik Bedard (5) and Kris Benson in 2006...Recorded five hits in his three Interleague Play starts, going 5-for-8 with a double, a homer with two RBI and three runs scored...According to Elias, his five hits were the most in one season by an AL pitcher since the creation of the designated hitter in 1974...Set a career-high with three straight wins April 20-May 1 and tied that mark August 22-September 1...Struck out a career-high seven September 17 against Los Angeles...Had a streak of 19.1 scoreless innings over three starts from May 6-18...In his two starts, July 8-30, he became the first player in major-league history to allow eight-or-more runs while lasting less than an inning in each of two consecutive starts...In his August 28 start against the Yankees (over 7.0 innings) he threw a career-high 120 pitches, the most by an Oriole pitcher in 2011 and most by an Orioles starter against the Yankees since Sidney Ponson threw 128 in 5.2 innings on June 1, 2004 in the Bronx...Pitched to a 3.09 ERA (87.1IP, 30ER) at home and a 6.58 ERA (67.0IP, 49ER) on the road...Was 3-1 with a 2.02 ERA (35.2IP, 8ER) in five starts against the AL West...Had a 4.05 ERA (104.1IP, 47ER) before the All-Star break, but pitched to a 5.76 ERA (50.0IP, 32ER) after the break...Was 4-1 with a 2.84 ERA (31.2IP, 10ER) in five April starts and 2-1 with a 2.60 ERA (17.1IP, 5ER) in three August starts...Opponents batted .228 (72-316) against him at home and .331 (90-272) on the road...Made one start for Triple-A Norfolk August 16 and allowed one run over five innings on three hits and a walk against Charlotte...Made three starts for Double-A Bowie July 15-25, going 0-2 with a 5.40 ERA (11.2IP, 7ER).

2010: Received the Jim Palmer Award as the Orioles top minor league pitcher...Was named to the Eastern League All-Star Team...Was named the 2nd best prospect in the Orioles organization by *Baseball America* following the 2010 season...Was named the Orioles Organizational Pitcher of the Month for June when he went 3-0 with a 0.66 ERA in four starts...Was named the Eastern League Pitcher of the Week for June 21-27, when he tossed 8.0 innings, allowing one run on four hits and striking out nine...Made seven consecutive Quality Starts at Bowie, May 21-June 25 before being promoted to Norfolk on July 1...Led all Tides pitchers who made at least 12 starts with a 2.98 ERA...Matched his career-best in strikeouts with nine on three occasions (June 25 at Altoona, August 14 against Charlotte and September 4 at Durham).

2009: Was named the 2009 Carolina League Pitcher of the Year...Was named to the 2009 Carolina League All-Star Team and the 2009 Carolina League Post-Season All-Star Team...Was named the third best prospect in the Orioles system by *Baseball America*...Finished 2nd in the league in ERA (2.70) and strikeouts (131), 4th in innings pitched (140.0) and tied for 5th in wins (9)...Led the Keys in all four categories...Also led the team in games started (24)...Tied a career-high with nine strikeouts June 29 against Wilmington...Began the season with five consecutive starts allowing two earned runs or less and ended the season with nine consecutive starts allowing three earned runs or less.

2008: Finished 7th in the league in ERA (3.12) and 4th in innings pitched (147.1)...Tied for team lead in wins (12) and starts (27) and finished 2nd on the club in strikeouts (114)...Threw a complete game (7.0 IP) on May 21 against Kannapolis, allowing one run on five hits...Made 15 quality starts and struck out a season-high nine batters on June 25 against Lake County.

2007: Went 6-4 with a 3.68 ERA in 15 starts for Aberdeen...Pitched to an 8.00 ERA in June (9.0IP, 8ER), but had a 2.96 ERA (54.2IP, 18ER) after July 1.

2006: Went winless in 11 starts for Rookie League Bluefield...Lost three straight starts, 7/30-8/10...Pitched a season-high 5.0 innings and did not allow a run on 8/15 at Pulaski, but did not receive a decision...Surrendered 5 runs in 1.2 innings in his next start at Burlington, the only time he allowed more than 3 runs in an outing.

PERSONAL/MISCELLANEOUS

Graduated from Weatherford (TX) HS...Married, wife's name is Courtney.

FRONT
OFFICE

ORIOLES
REACH

MANAGER &
COACHES

ZACH
BRITTON

2013
IN REVIEW

OPPONENTS

MINOR
LEAGUES

RECORDS &
HISTORY

ORIOLE PARK

MEDIA



YEAR	CLUB	W	L	ERA	G	GS	CG	SHO	SV	IP	H	R	ER	HR	HB	BB	IBB	SO	WP	BK
2006	Bluefield-1	0	4	5.29	11	11	0	0	0	34.0	35	22	20	4	2	20	0	21	5	0
2007	Aberdeen	6	4	3.68	15	15	0	0	0	63.2	64	33	26	1	5	22	0	45	4	0
2008	Delmarva	12	7	3.12	27	27	1	0	0	147.1	118	68	51	9	6	49	0	114	13	0
2009	Frederick	9	6	2.70	25	24	0	0	0	140.0	123	64	42	6	9	55	0	131	21	0
2010	Bowie	7	3	2.48	15	14	0	0	0	87.0	76	33	24	4	3	28	1	68	10	0
	Norfolk	3	4	2.98	12	12	0	0	0	66.1	63	31	22	3	1	23	0	56	8	0
2011	Bowie	0	2	5.40	3	3	0	0	0	11.2	14	11	7	3	1	2	0	15	1	1
	Norfolk	0	1	1.80	1	1	0	0	0	5.0	3	1	1	0	0	1	0	3	0	0
	BALTIMORE	11	11	4.61	28	28	0	0	0	154.1	162	93	79	12	1	62	3	97	7	0
2012	Bowie	1	0	0.75	2	2	0	0	0	12.0	8	4	1	0	1	3	0	11	2	0
	Norfolk	4	2	4.91	9	9	0	0	0	51.1	49	29	28	5	0	20	0	37	7	0
	BALTIMORE	5	3	5.07	12	11	0	0	0	60.1	61	37	34	6	2	32	3	53	4	0
Minor Lg. Totals		42	33	3.23	120	118	1	0	0	618.1	553	296	222	35	28	223	1	501	71	1
BALTIMORE TOTALS		16	14	4.74	40	39	0	0	0	214.2	223	130	113	18	3	94	6	150	11	0
American League		16	14	4.74	40	39	0	0	0	214.2	223	130	113	18	3	94	6	150	11	0
ML Totals		16	14	4.74	40	39	0	0	0	214.2	223	130	113	18	3	94	6	150	11	0

1- Selected by the Orioles in the 3rd round of the 2006 First Year Player Draft

BATTING

YEAR	CLUB	AVG	AB	R	H	2B	3B	HR	RBI	SH	SF	HBP	BB	IBB	SO	SB	CS	GDP	SLG	OBP
Career		.625	8	3	5	1	0	1	2	0	0	0	0	0	1	0	0	0	1.125	.625

FIELDING

P	PCT	G	PO	A	E	DP
2011	.938	28	9	21	2	4
2012	.917	12	1	10	1	0
Totals	.932	40	10	31	3	4



DYLAN 49BUNDY

Dylan Matthew Bundy

BATS
SWITCH

THROWS
RIGHT

HEIGHT
6'1"

WEIGHT
195

Born: November 15, 1992

2013 Opening Day Age: 20

Birthplace/Resides: Born in Tulsa, OK...Resides in Sperry, OK

Contract Status: Signed through 2016

M.L. Service: 15 days

Acquired: Selected by the Orioles in the 1st round (4th overall) of the 2011 First Year Player Draft...Signed to a five-year major league contract on August 15, 2011



RHP

2012 HIGHLIGHTS

- Recalled from Double-A Bowie, 9/19, and made his ML debut, 9/23 @BOS (0.2IP)
- Made debut at 19 years, 313 days old, the first Oriole to debut before turning 20 since RHP Mike Adamson, 7/1/67 (19.291)
- With Manny Machado, became the first pair of O's teammates to debut in same season by age 20 since 1964 (Paul Blair & Frank Bertaina)
- Tossed scoreless 9th in home debut vs. TOR, 9/25
- Named winner of Jim Palmer Prize for O's Minor League Pitcher of the Year
- Went a combined 9-3 with a 2.08 ERA (103.2IP, 24ER) in 23 starts with 3 affiliates (119K, 28BB)
- Named to the Carolina League All-Star team and tossed a scoreless inning, 6/19 in the Carolina/California League All-Star Game
- Was named to the *Baseball America* Minor League All-Star Team
- Named O's minor league pitcher of the month in April (30.0 consecutive scoreless IP)



BUNDY

- Began pro career with Class-A Delmarva, going 1-0 with a 0.00 ERA (30.0IP), 40 strikeouts and 2 walks in 8 starts
- Promoted to Class-A Frederick, where he went 6-3 with a 2.84 ERA (57.0IP, 18ER), 66 strikeouts and 18 walks in 12 starts
- Won his Keys debut, 5/29 and was 3rd on the club with six wins
- Wrapped up his minor league season with Double-A Bowie, going 2-0 with a 3.24 ERA (16.2IP, 6ER), 13 strikeouts and 8 walks in 3 starts
- Earned the win (6.0IP, ER, 7K) in Game One of the Eastern League Playoffs over Akron, 9/5
- Overall, held minor league hitters to a .186 average (67-361), with righties batting .165 (39-236)
- Named the O's #1 prospect by *Baseball America* following the season

PRO CAREER

2011: Selected by the Orioles with the #4 pick in the 2011 First Year Player Draft...Named the Gatorade National Player of the Year...Went 11-0 with a 0.20 ERA and 158 strikeouts and five walks in 71.0 innings in his senior season at Owasso (OK) High School...Also batted .467 with 11 home runs and 54 RBI...Ranked the #2 prospect in the draft by *Baseball America*...Ranked the #4 prospect in the draft by ESPN.com and MLB.com...Signed a five-year major league contract (beginning in 2012) on August 15...Did not play after signing.

PERSONAL/MISCELLANEOUS

Scouted by Ernie Jacobs...Dylan's older brother, Bobby, was the Orioles' 8th round selection in the 2008 draft.

YEAR	CLUB	W	L	ERA	G	GS	CG	SHO	SV	IP	H	R	ER	HR	HB	BB	IBB	SO	WP	BK
2012	Delmarva-1	1	0	0.00	8	8	0	0	0	30.0	5	2	0	0	2	2	0	40	1	0
	Frederick	6	3	2.84	12	12	0	0	0	57.0	48	20	18	5	1	18	0	66	4	1
	Bowie	2	0	3.24	3	3	0	0	0	16.2	14	7	6	1	0	8	0	13	1	0
	BALTIMORE	0	0	0.00	2	0	0	0	0	1.2	1	0	0	0	0	1	0	0	0	0
	Minor Lg. Totals	9	3	2.08	23	23	0	0	0	103.2	67	29	24	6	3	28	0	119	6	1
	BALTIMORE TOTALS	0	0	0.00	2	0	0	0	0	1.2	1	0	0	0	0	1	0	0	0	0
	American League	0	0	0.00	2	0	0	0	0	1.2	1	0	0	0	0	1	0	0	0	0
	ML TOTALS	0	0	0.00	2	0	0	0	0	1.2	1	0	0	0	0	1	0	0	0	0

1-Selected by the Orioles in the 1st round (#4 overall) of the 2011 First Year Player Draft

FIELDING

P	PCT	G	PO	A	E	DP
2012	-	2	0	0	0	0
Totals	-	2	0	0	0	0

ORIOLES AMERICAN LEAGUE MONTHLY AWARD WINNERS

AL PLAYER OF THE MONTH (since 1975)

Jim Palmer	Aug. 1975
Reggie Jackson	July 1976
Doug DeCinces	July 1978
Eddie Murray	Sept. 1980
Ken Singleton	Apr. 1981
Eddie Murray	Aug. 1981
Eddie Murray	Apr. 1982
Cal Ripken, Jr.	Sept. 1983
Eddie Murray	May 1984
Cal Ripken, Jr.	Sept. 1991
Chris Hoiles	Sept. 1993
Rafael Palmeiro	June 1998
Albert Belle	Sept. 1999
Albert Belle	June 2000
Melvin Mora	May 2004
BRIAN ROBERTS	Apr. 2005
Melvin Mora	Aug. 2008

AL PITCHER OF THE MONTH (since 1981)

Dennis Martinez	Aug. 1981
Tippy Martinez	July 1982
Jim Palmer	Aug. 1982
Scott McGregor	July 1983
Mike Boddicker	May 1984
Jeff Ballard	Apr. 1989
Ben McDonald	Apr. 1994
Erik Bedard	July 2007

AL ROOKIE OF THE MONTH (since 2001)

Josh Towers	June 2001
Rodrigo Lopez	July 2002
NICK MARKAKIS	Aug. 2006
NOLAN REIMOLD	June 2009
BRIAN MATUSZ	Aug. 2010



RUSS 6 CANZLER

Russell Michael Canzler

BATS
RIGHT

THROWS
RIGHT

HEIGHT
6'2"

WEIGHT
220

Born: April 11, 1986

2013 Opening Day Age: 26

Birthplace/Resides: Born in Berwick, PA...Resides in Hazelton, PA

Contract Status: Signed through 2013

Major League Service: 51 days

Acquired: February 5, 2013; claimed off waivers from the Yankees



INF

GAME HIGHS & STREAKS

HITS: 3, twice, most recently September 25, 2012 vs. Chicago (AL)...**RUNS:** 2, twice, most recently September 25, 2012 vs. Chicago (AL)...**DOUBLES:** 1, three times, most recently September 25, 2012 vs. Chicago (AL)...**HR:** 1, three times, most recently September 25, 2012 vs. Chicago (AL)...**RBI:** 3, September 7, 2012 vs. Minnesota...**WALKS:** 1, five times, most recently October 3, 2012 vs. Chicago (AL)...**HITTING STREAK:** 5 games, twice, most recently September 22-28, 2012

2012 HIGHLIGHTS

- Batted .269 (25-93) with 3 doubles, 3 HR and 11 RBI in 26 games (11 starts in LF, seven at 1B and six at DH) as a September call-up for CLE
- Hit safely in 16 of his 26 contests with CLE, including six of his first seven games with an at-bat
- Went 3-for-4 and hit his first Major League home run on 9/7 at Target Field, a two-run shot off MIN's Liam Hendriks
- Drove in a career-high three runs in the contest and established a career high in hits
- Homered in back-to-back games, 9/24-25 @CWS
- Tied his career high with 3H, 9/25
- Began the season with Triple-A Columbus, batting .265 (129-487) with 36 doubles, 22 HR and 79 RBI in 130 games
- Led the International League in doubles, while leading the Clippers in home runs and RBI
- Collected a season-high 5H on 4/21 at Toledo
- Hit a grand slam off Jair Jurrjens on 6/14 at Gwinnett
- Collected 5 RBI on 6/16 at Gwinnett.
- Was acquired by CLE from TB, 1/31/12, in exchange for cash considerations after being DFA by TB, 1/27/12

PRO CAREER

2011: Saw his first Major League action as a September call-up for TB, going 1-for-3 with an RBI in three games...Was signed to a Major League contract and selected to the Rays' active roster from Triple-A Durham on 9/11...Made his ML debut in the Rays' 9-2 win @BOS, 9/15, walking as a pinch-hitter for Johnny Damon in the 9th inning...Recorded his first ML hit with a single off Aaron Laffey @NYY, 9/22...Collected his first career RBI with a sacrifice fly in the same game...Was named MVP of the International League after batting .314 (149-474) with 78 R, 40 doubles, 18 HR and 83 RBI in 131 games with Triple-A Durham...Led the league in doubles and slugging % (.530), tied for second in runs, ranked second in OBP (.401) and total bases (251), third in hits, fourth in batting average and fifth in RBI...Was named to the IL's midseason and postseason All-Star teams...Batted .321 (42-131) vs. LHP and .312 (107-343) vs. RHP...With Durham, appeared in 41 games in RF, 40 at 3B, 33 in LF and 17 at 1B...Batted .356 (63-117) with 17 doubles, 8 HR and 30 RBI in 47 games following the All-Star break.

2010: Batted .287 (102-355) with 68 R, 28 doubles, 21 HR and 66 RBI in 112 games with Double-A Tennessee...Ranked second in the Southern League in home runs...Collected 31 multi-hit games...Appeared in games at 3B (56), 1B (27), RF (nine) and LF (one)...Hit .414 (24-58) with 5 HR and 13 RBI in 22 games in June...Was signed by TB as a minor league free agent, 11/19/10.

2009: Combined to bat .261 (87-333) with 41 R, 23 doubles, 8 HR and 49 RBI in 118 games with Single-A Daytona and Double-A Tennessee...Appeared in 75 games at 1B, 19 at DH, 12 in LF, seven in RF and four at 3B...Began the season with Daytona and hit .270 (27-100) with 2 HR and 14 RBI in 28 games...Started the year with a 15-game hitting streak, batting .375 (21-56) with 11 R, 6 doubles, a HR and 8 RBI over the stretch...Was promoted to Tennessee on 5/11, batting .258 (60-233) with 6 HR and 35 RBI in 90 games.

2008: Spent the season with Single-A Daytona, batting .273 (89-326) with 47 R, 22 doubles, 12 HR and 59 RBI in 98 games...Appeared in 75 games at 1B, 14 in LF and 14 at DH...Batted .342 (38-111) vs. LHP and .237 (51-215) vs. RHP...Nine of his 12 HR came after the All-Star break...Went 4-for-5 with 2 HR and 7 RBI on 8/2 vs. Vero Beach.

2007: Hit .270 (124-460) with 60 R, 24 doubles, 7 HR and 54 RBI in 125 games for short-season Single-A Peoria...Led

FRONT
OFFICE

ORIOLES
REACH

MANAGER &
COACHES

RUSS
CANZLER

2013
IN REVIEW

OPPONENTS

MINOR
LEAGUES

RECORDS &
HISTORY

ORIOLE PARK

MEDIA



CANZLER

the Northwest League in doubles, home runs and RBI...Was named to the Northwest League postseason All-Star team and presented with the MiLB.com Short-Season Round Tripper Award.

2006: Batted .264 (74-280) with 49 R, 22 doubles, 16 HR and 61 RBI in 73 games with Single-A Boise.

2005: Hit .299 (47-157) with 22 R, 11 doubles, a HR and 20 RBI in 49 games with the rookie-level AZL Cubs.

2004: Made his professional debut with the AZL Cubs, batting .248 (26-105) with 12 R, a HR and 13 RBI in 32 games.

PERSONAL/MISCELLANEOUS

Originally selected by the Cubs in the 30th round of the 2004 First Year Player Draft...Enjoys fly-fishing...Assists with youth baseball camps during the offseason...In the 2011 Durham Bulls' annual Goodman Awards, was named team MVP, Fan Favorite and the Community Service Award winner.

YEAR	CLUB	AVG	G	AB	R	H	2B	3B	HR	RBI	SH	SF	HBP	BB	IBB	SO	SB	CS	GDP	SLG	OBP
2004	AZL Cubs-1	.248	32	105	12	26	2	3	1	13	3	1	1	9	0	35	0	1	2	.352	.310
2005	AZL Cubs	.299	49	157	22	47	11	3	1	20	2	4	1	24	1	41	1	5	4	.427	.387
2006	Boise	.264	73	280	49	74	22	4	16	61	1	5	3	22	0	70	7	4	10	.543	.319
2007	Peoria	.270	125	460	60	124	24	2	7	54	1	5	2	35	2	88	12	8	11	.376	.321
2008	Daytona	.273	98	326	47	89	22	2	12	59	3	4	1	27	1	70	7	4	12	.463	.327
2009	Daytona	.270	28	100	14	27	8	1	2	14	0	1	0	7	0	24	2	0	1	.430	.315
	Tennessee	.258	90	233	27	60	15	0	6	35	1	1	1	31	1	41	2	5	6	.399	.346
2010	Tennessee	.287	112	355	68	102	28	4	21	66	0	5	5	46	1	95	5	4	5	.566	.372
2011	Durham-2	.314	131	474	78	149	40	4	18	83	0	4	4	67	0	129	5	2	10	.530	.401
	TAMPA BAY	.333	3	3	0	1	0	0	0	1	0	1	0	1	0	1	0	0	0	.333	.400
2012	Columbus-3	.265	130	487	68	129	36	3	22	79	0	4	2	46	1	128	2	4	12	.487	.328
	CLEVELAND	.269	26	93	9	25	3	0	3	11	0	0	0	4	1	22	0	0	0	.398	.299
Minor Lg. Totals		.278	868	2977	445	827	208	26	106	484	11	34	20	314	7	721	43	37	73	.472	.347
American League		.271	29	96	9	26	3	0	3	12	0	1	0	5	1	23	0	0	0	.396	.304
ML TOTALS		.271	29	96	9	26	3	0	3	12	0	1	0	5	1	23	0	0	0	.396	.304

1- Selected by the Cubs in the 30th round of the 2004 First Year Player Draft

2- Signed by Tampa Bay as a free agent, November 19, 2010

3- Purchased by Cleveland, January 31, 2012

FIELDING

1B	PCT	G	PO	A	E	DP	OF	PCT	G	PO	A	E	DP
2012	.982	8	52	2	1	5	2012	1.000	11	20	1	0	0
Totals	.982	8	52	2	1	5	Totals	1.000	11	20	1	0	0

BROOKS ROBINSON MINOR LEAGUE PLAYER OF THE YEAR*

Year	Player	Year	Player
1979	Tom Eaton (2B)	1996	Calvin Pickering (1B)
1980	Cal Ripken, Jr. (3B)	1997	Ryan Minor (3B)
1981	Victor Rodriguez (2B)	1998	Calvin Pickering (1B)
1982	John Shelby (OF)	1999	Wady Almonte (OF)
1983	Mike Boddicker (RHP)	2000	Octavio Martinez (CA)
1984	Al Pardo (CA)	2001	Willie Harris (OF/2B)
1985	John Habyan (RHP)	2002	Darnell McDonald (OF)
1986	Eric Bell (RHP)	2003	Mike Fontenot (2B)
1987	Leo Gomez (3B)	2004	Val Majewski (OF)
1988	Steve Finley (OF)	2005	Nick Markakis (OF)
1989	David Segui (1B)	2006	Cory Keylor (OF)
1990	Leo Gomez (3B)	2007	Brandon Tripp (OF)
1991	Chito Martinez (OF)	2008	Matt Wieters (CA)
1992	Stanton Cameron (OF)	2009	Brandon Waring (3B)
1993	Alex Ochoa (OF)	2010	Joe Mahoney (1B)
1995	Scott McClain (3B)	2011	Jonathan Schoop (3B/2B)
		2012	L.J. Hoes (OF)

*Originally known as the Clyde Kluttz Award; changed in 1992 to Most Valuable Minor Leaguer Award and in 1993 to Brooks Robinson Award

**Created in 1988 to honor separately the minor league player and pitcher of the year



ALEXI 12CASILLA

Alexi Casilla

BATS
SWITCH

THROWS
RIGHT

HEIGHT
5'9"

WEIGHT
170

Born: July 20, 1984

2013 Opening Day Age: 28

Birthplace/Resides: Born and resides in San Cristobal, DR

Contract Status: Signed through 2013

Major League Service: 5 years, 38 days

Acquired: November 2, 2012; claimed off waivers from Minnesota



INF

GAME HIGHS & STREAKS

HITS: 4, twice, most recently June 4, 2011 vs. Kansas City...**RUNS:** 3, twice, most recently July 26, 2010 vs. Kansas City...

DOUBLES: 2, three times, most recently July 27, 2011 vs. Texas...**TRIPLES:** 2, May 1, 2011 vs. Kansas City...**HR:** 1, 11

times, most recently August 8, 2012 vs. Cleveland...**RBI:** 4, three times, most recently July 28, 2012 vs. Cleveland...**SB:** 2,

six times, most recently September 30, 2012 vs. Detroit...**WALKS:** 3, twice, most recently May 22, 2010 vs. Milwaukee...

HITTING STREAK: 14 games, June 20-July 7, 2008

2012 HIGHLIGHTS

- Made Twins Opening Day roster for fourth consecutive season
- Was Twins Opening Day second baseman April 6 @BAL
- Recorded three three-hit games in a nine-game span, April 18-30
- Finished with five three-hit games: April 18 @NYY, April 25 vs. BOS, April 30 @LAA, May 27 vs. DET, and June 30 vs. KC
- Tied career-high with four RBI July 28 vs. CLE
- Was successful in 21 of 22 SB attempts (95.5%), raising his career totals to 71-for-80 (89%)
- Ranked second in baseball in stolen base percentage and set a club record
- Hit first and only home run of season August 8 @CLE off Justin Masterson.
- Finished with a season-high 10-game hitting streak, batting .464 (13-for-28) during the stretch

PRO CAREER

2011: Made Twins Opening Day roster as shortstop, going 1-for-3 with a double and RBI in first game April 1 at Toronto...Batted .169 (13-77), April 2-May 14, but batted .331 (39-118), May 15-June 21...Tied career-high with four hits June 4 @KC...Hit first and second homers in back-to-back games June 19 vs. SD and June 21 @SF...Recorded 50th career stolen base (second of the game) July 26 @TEX...Set new single-season career-high with 16th double July 18 vs. CLE (DH G2)...Placed on 15-day DL (right hamstring strain) July 29; reinstated, August 12...Played in one game August 12 @CLE, but aggravated his right hamstring and was placed on 15-day DL again August 13...Played in one rehab game August 29 with Single-A Ft. Myers, but did not return to Twins...Played in 92 games defensively, including 56 games (53 GS) at second base and 36 games (all starts) at shortstop...Transferred to 60-day DL September 27...Reinstated October 14...Played in Dominican Winter League with Gigantes del Cibao, batting .336 (40-119) with seven doubles, one triple, 15 walks, and 22 runs scored in 31 games.

2010: Made Opening Day roster for second straight season...Played 3.0 innings in center field, first outfield appearance of his career, May 23 vs. MIL...Placed on DL June 21 after surgery to remove bone chips in right elbow...Played in 14 rehab games with GCL Twins, Ft. Myers, and New Britain...Reinstated to Twins roster July 21...Became Twins regular second baseman after club placed Orlando Hudson on DL, July 25...Scored three runs and drove in three, going 2-for-4 with a triple, July 26 @KC...Hit first home run of season July 30 vs. SEA...Had first career four-RBI game, going 2-for-5 with a double, August 6 @CLE...Played in 61 games, 30 at shortstop (20 GS), 24 at second base (16 GS), six at third base (GS), and one in center field...Had game-winning walk-off single, driving in two runs in the bottom of the ninth and tied a career-high with four RBI, October 2 vs. TOR...Played in Dominican Winter League with Gigantes del Cibao, batting .303 (47-155) with five doubles, two triples, two home runs, 18 RBI, and 17 walks in 40 games.

2009: Made Twins Opening Day roster for first time in his career as Twins starting second baseman...Hit walk-off single April 7 vs. SEA...Optioned to Triple-A Rochester May 6...Played in 20 games for Red Wings, batting .316 (25-79) with three triples, eight RBI, five walks, and six stolen base...Recalled by Twins, May 29...Played in 10 games for Twins before being optioned back to Rochester...Recalled by Twins July 12...Had season-high five-game hit-streak (four multi-hit games) going 9-for-17, August 21-25...Hit walk-off RBI-single in bottom of 12th inning in the AL Central tiebreaker game October 6 vs. DET.

2008: Began season at Triple-A Rochester...Recalled May 11...Hit first major league home run off Scott Feldman and first career three RBI game, May 19 vs. TEX...Had 13-game hit-streak, going 19-for-52 (.365), May 29-June 11...Had career-high 14-

FRONT
OFFICE

ORIOLES
REACH

MANAGER &
COACHES

ALEXI
CASILLA

2013
IN REVIEW

OPPONENTS

MINOR
LEAGUES

RECORDS &
HISTORY

ORIOLE PARK

MEDIA



CASILLA

FRONT
OFFICE

ORIOLES
REACH

MANAGER &
COACHES

ALEXI
CASILLA

2013
IN REVIEW

OPPONENTS

MINOR
LEAGUES

RECORDS &
HISTORY

ORIOLE PARK

MEDIA

game hit-streak, going 21-for-56 (.375) with four doubles and 11 RBI, June 20-July 7...Placed on 15-day DL (torn ligament in right thumb), July 30...Reinstated from DL August 21 (missed 20 games)...Hit fifth home run of season August 23 @LAA...Recorded 10th three-hit game of season (3-for-4) September 10 vs. KC...Hit seventh home run, a ninth-inning two-run game-tying home run off TB's Dan Wheeler, September 18 (triggered a five-run ninth that led to Twins 11-8 win)...Had game-winning walk-off RBI-single in bottom of 10th vs. CWS, moving Twins into first place with three games to play September 25...Started 93 games for Twins, including 92 at second base and one at shortstop...His 50 RBI were most for a Twins second baseman since Todd Walker had 62 in 1998...Named winner of the Charles O. Johnson Award, given to the most improved Twin.

2007: Began season at Triple-A Rochester...Recalled April 10 and appeared in 13 games before being optioned back to Rochester May 1...Had seven-game hit-streak, going 13-for-29 (.448), June 8-15...Had four-hit game (including three doubles) June 17 at Louisville...Had eight-game hit-streak, going 14-for-36 (.389), July 12-19...Batted .337 (32-95) vs. LHP at Rochester...Recalled July 31...Had three-hit game August 14 @SEA...Had a career-high four hits September 3 vs. CLE.

2006: Started season at Single-A Ft. Myers...Hit safely in 19 of first 20 games...Went 37-for-113 (.327) in May and stole 12 bases...Promoted to Double-A New Britain July 14...Only home run of year came July 24 vs. Trenton...Stole season-high three bases on two occasions...Posted .442 batting average (19-43) with RISP...Earned September call-up and appeared in first major league game as a pinch-hitter September 1 @NYY...Recorded first ML hit off Luke Hudson September 28 vs. KC...Won Sherry Robertson Award for Twins Minor League Player of the Year...Ranked fastest baserunner, best defensive second baseman, and most exciting player in Florida State League by *Baseball America*...Ranked 15th best prospect in Eastern League and 18th best prospect in Florida State League by *Baseball America*...Ranked 7th best prospect in Twins organization by *Baseball America* entering the 2007 season.

2005: Appeared in seven games for Double-A Arkansas (Los Angeles-AL) April 9-26...Promoted to Triple-A Salt Lake April 30...Spent majority of season with Single-A Cedar Rapids...Had season high 22-game hit-streak, July 10-August 5, batting .463 (38-82), including a 5-for-5 game July 30 vs. Dayton...Acquired from Los Angeles-AL in exchange for pitcher J.C. Romero, December 9.

2004: Started season with AZL Angels (Los Angeles-AL) and hit safely in seven of first eight games before being promoted to Cedar Rapids July 4...Hit safely in five of nine games before rejoining the AZL Angels...Had three games of three-or-more hits...Was second in league in stolen bases (24).

2003: Played 33 games in Dominican Summer League...Stole 28 bases in 30 attempts.

PERSONAL/MISCELLANEOUS

Originally signed by Los Angeles (AL) as a non-drafted free agent, February 21, 2003...Signed by scout Leo Perez.

YEAR	CLUB	AVG	G	AB	R	H	2B	3B	HR	RBI	SH	SF	HBP	BB	IBB	SO	SB	CS	GDP	SLG	OBP
2003	DSL Angels-1	.298	33	124	21	37	3	2	0	15	2	0	4	16	0	14	28	2	4	.355	.396
2004	AZL Angels	.258	45	163	29	42	1	4	0	10	2	2	4	15	0	10	24	8	3	.313	.332
	Provo	.333	4	12	4	4	1	1	0	1	0	0	1	4	0	0	1	0	0	.583	.529
	Cedar Rapids	.310	9	29	6	9	2	1	0	1	0	0	0	5	0	4	1	1	0	.448	.412
2005	Cedar Rapids	.325	78	308	62	100	11	3	3	17	3	1	6	29	0	31	47	12	6	.409	.392
	Arkansas	.211	7	19	4	0	0	0	0	4	0	0	0	2	0	3	1	1	0	.211	.286
	Salt Lake	.256	13	39	3	10	0	0	0	1	4	0	0	3	0	6	1	1	1	.256	.310
2006	Fort Myers-2	.331	78	323	56	107	12	6	0	33	3	1	2	30	0	36	31	6	8	.406	.390
	New Britain	.294	45	170	28	50	10	1	1	13	7	0	4	18	0	20	19	4	1	.382	.375
	MINNESOTA	.250	9	4	1	1	0	0	0	0	0	0	0	2	0	1	0	0	0	.250	.500
2007	Rochester	.269	84	320	53	86	13	1	3	20	6	1	4	34	1	50	24	12	6	.344	.345
	MINNESOTA	.222	56	189	15	42	5	1	0	9	5	1	0	9	0	29	11	1	5	.259	.256
2008	Beloit	.571	2	7	2	4	0	0	0	1	0	0	0	2	0	1	0	1	0	.571	.667
	Rochester	.219	32	96	11	21	3	0	0	2	4	1	2	18	0	18	4	3	2	.250	.350
	MINNESOTA	.281	98	385	58	108	15	0	7	50	13	6	2	31	0	45	7	2	7	.374	.333
2009	Rochester	.340	40	156	21	53	3	4	2	17	2	2	0	11	0	23	9	6	2	.449	.379
	MINNESOTA	.202	80	228	25	46	7	3	0	17	2	1	3	22	0	36	11	0	6	.259	.280
2010	GCL Twins	.143	5	14	1	2	1	0	0	0	0	0	0	3	0	0	0	0	1	.214	.294
	Fort Myers	.167	3	12	0	2	0	0	0	1	0	0	0	2	0	2	1	1	1	.167	.286
	New Britain	.350	6	20	1	7	0	0	0	0	0	0	0	3	0	1	1	0	0	.350	.435
	MINNESOTA	.276	69	152	26	42	7	4	1	20	4	1	0	13	0	17	6	1	5	.395	.331
2011	Fort Myers	.000	1	2	0	0	0	0	0	0	0	0	0	0	0	0	0	0	0	.000	.000
	MINNESOTA	.260	97	323	52	84	21	4	2	21	8	3	3	28	0	45	15	4	4	.368	.322
2012	MINNESOTA	.241	106	299	33	72	17	2	1	30	3	5	3	16	0	52	21	1	6	.321	.282
	Minor Lg. Totals	.297	485	1814	302	538	60	23	9	136	33	8	27	195	1	219	192	58	35	.370	.372
	American League	.250	515	1580	210	395	72	14	11	147	35	17	11	121	0	225	71	9	33	.334	.305
	ML TOTALS	.250	515	1580	210	395	72	14	11	147	35	17	11	121	0	225	71	9	33	.334	.305

1- Signed by Los Angeles (AL) as a non-drafted free agent, February 21, 2003

2- Acquired by Minnesota in exchange for LHP J.C. Romero, December 9, 2005



FIELDING

2B	PCT	G	PO	A	E	DP
2006	1.000	4	5	8	0	4
2007	.958	52	80	147	10	38
2008	.974	95	196	247	12	71
2009	.984	72	141	170	5	35
2010	.988	24	34	51	1	11
2011	.977	56	85	174	6	38
2012	.980	96	178	263	9	81
Totals	.976	399	719	1060	43	278

3B	PCT	G	PO	A	E	DP
2010	1.000	6	1	2	0	0
2012	1.000	4	0	4	0	1
Totals	1.000	10	1	6	0	1

SS	PCT	G	PO	A	E	DP
2006	1.000	2	1	2	0	2
2007	1.000	5	4	8	0	2
2008	1.000	2	2	3	0	0
2009	1.000	2	0	1	0	1
2010	.961	30	30	69	4	15
2011	.969	36	56	101	5	23
Totals	.969	77	93	184	9	43

OF	PCT	G	PO	A	E	DP
2010	1.000	1	1	0	0	0
Totals	1.000	1	1	0	0	0



WEI-YIN 16CHEN

Wei-Yin Chen

BATS
LEFTTHROWS
LEFTHEIGHT
6'0"WEIGHT
195

Born: July 21, 1985

2013 Opening Day Age: 27

Birthplace/Resides: Born in Kaohsiung City, Taiwan...

Resides in Keelung City, Taiwan

Contract Status: Signed through 2014

Major League Service: 1 year

Acquired: January 10, 2012; signed by the Orioles as a non-drafted free agent to a three-year contract with a club option for 2015



LHP

GAME HIGHS & STREAKS

LONGEST OUTING: 7.2 innings, May 10, 2012 vs. Texas...**STRIKEOUT HIGH:** 12, July 29, 2012 vs. Oakland...**WALK HIGH:** 4, twice, most recently July 29, 2012 vs. Oakland...**HR ALLOWED:** 3, twice, most recently September 7, 2012 vs. Yankees...**WINNING STREAK:** 4 games, April 17-May 15, 2012...**LOSING STREAK:** 4 games, September 1, 2012-current

2012 HIGHLIGHTS

- Became first Taiwanese-born player in Orioles history
- Led club with 32 starts, the only pitcher to make more than 20 starts for the O's this season
- Struck out 12 in 5.1IP, 7/29 vs. OAK, setting a ML record for strikeouts in a game by a Taiwanese-born pitcher, breaking Chien-Ming Wang's record (10), set 6/17/07
- It was the most strikeouts by an O's pitcher since Erik Bedard tied the franchise-record with 15 K's, 7/7/07 @TEX
- He became first Oriole to strike out 10 or more batters in fewer than 6.0IP
- His 12 wins are most by an Oriole pitcher since Erik Bedard won 13 in 2007
- Began his major league career 4-0, the first Orioles starting pitcher to begin a season 4-0 since Erik Bedard (4/5-20/06)
- Became the 4th Taiwanese-born pitcher in ML history to win a game as he recorded his first ML win, 4/17 @CWS, joining fellow countrymen Chien-Ming Wang (61 wins), Hong-Chih Kuo (13) and Chin-hui Tsao (four)
- Allowed a HR to Derek Jeter, the first batter he faced in the majors, 4/10 at OPACY
- Became first pitcher since Cleveland's Zach Putnam to allow a HR to the first batter he faced in the bigs (Adrian Beltre, 9/13/11 in TEX)

THREE'S COMPANY

On October 8, 2012, Wei-Yin Chen beat the New York Yankees in the AL Division Series to become the third Taiwanese pitcher to win a postseason game. Chen joined Hong-Chih Kuo (October 16, 2009) and Chien-Ming Wang (October 3, 2006).



CHEN

- Struck out Curtis Granderson in the first inning April 10 for his first MLB strikeout
- Recorded first win, 4/17 @CWS
- Among qualifying AL rookies (1 INN/Team G), finished among the leaders in: IP (1st, 192.2); wins (T-4th, 12); strikeouts (3rd, 154); games started (1st, 32), opponents' average (4th, .250) and ERA (6th, 4.02)
- Earned the win in game 2 of the ALDS vs. NYY (6.1IP, 8H, 2R/1ER, BB, 3K), becoming the third Taiwanese-born pitcher in ML history to record a post-season victory

PRO CAREER

2011: Spent fourth consecutive season with the Chunichi Dragons of the Japan Central League in Nippon Professional Baseball...Posted a 2.68 ERA (164.2IP, 49ER) in 25 games (24GS)...Was fourth consecutive year in which his ERA was lower than 3.00...Posted a better than 3:1 K-to-BB ratio for the fourth consecutive season...Combined to go 36-30 with a 2.48 ERA (631.1IP, 174ER) and 500 strikeouts in 117 games (88GS) in four seasons with the Dragons.

2010: Set career-highs with 13 wins, 27 starts, 188.0 innings pitched and 153 strikeouts.

2009: Led the league with a 1.54 ERA, 0.93 WHIP and four shutouts in 164.0 innings.

2008: Went 7-6 with a 2.90 ERA (114.2IP, 37ER) in 39 games (14GS) in his first season with Chunichi at the age of 22...Member of the Chinese Taipei national baseball team in the Beijing Olympics...Went 1-0 in two starts in the Games, tossing 7.0 shutout innings in a 5-0 win over the Netherlands on August 13.

2004: Member of the Chinese Taipei national baseball team in the Athens Olympics.

PERSONAL/MISCELLANEOUS

Married to Yi-Wen Tsai (eeee-wen sigh)...Couple had their first child, son Karsten, November 12, 2012.

YEAR	CLUB	W	L	ERA	G	GS	CG	SHO	SV	IP	H	R	ER	HR	HB	BB	IBB	SO	WP	BK
2008	Chunichi	7	6	2.90	39	14	1	1	0	114.2	101	40	37	7	5	33	0	107	5	0
2009	Chunichi	8	4	1.54	24	23	5	4	0	164.0	113	32	28	10	3	40	0	146	2	0
2010	Chunichi	13	10	2.87	29	27	3	2	0	188.0	166	63	60	21	8	49	2	153	5	0
2011	Chunichi	8	10	2.68	25	24	4	1	0	164.2	138	57	49	9	5	31	2	94	2	0
2012	BALTIMORE-1	12	11	4.02	32	32	0	0	0	192.2	186	97	86	29	5	57	0	154	2	1
Japanese Lg. Totals		36	30	2.48	117	88	13	8	0	631.1	518	192	174	47	21	153	4	500	14	0
BALTIMORE TOTALS		12	11	4.02	32	32	0	0	0	192.2	186	97	86	29	5	57	0	154	2	1
American League		12	11	4.02	32	32	0	0	0	192.2	186	97	86	29	5	57	0	154	2	1
ML TOTALS		12	11	4.02	32	32	0	0	0	192.2	186	97	86	29	5	57	0	154	2	1

1-Signed by the Orioles as a free agent, January 10, 2012

DIVISION SERIES

YEAR	CLUB	W	L	ERA	G	GS	CG	SHO	SV	IP	H	R	ER	HR	HB	BB	IBB	SO	WP	BK
2012	BAL vs. NYY	1	0	1.42	1	1	0	0	0	6.1	8	2	1	0	0	1	0	3	0	0
Totals		1	0	1.42	1	1	0	0	0	6.1	8	2	1	0	0	1	0	3	0	0

BATTING RECORD

	AVG	AB	R	H	2B	3B	HR	RBI	SH	SF	HBP	BB	IBB	SO	SB	CS	GIDP	SLG	OBP
Career	.000	3	0	0	0	0	0	0	0	1	0	0	0	0	2	0	0	.000	.000

FIELDING

P	PCT	G	PO	A	E	DP
2012	.974	32	7	31	1	2
Totals	.974	32	7	31	1	2

OH, WHAT A RELIEF

Dave McNally holds the all-time Orioles record for most consecutive victories by a pitcher (17), when he did it, September 22, 1968-August 3, 1969, with all victories coming as a starter. The club record for consecutive wins by a reliever (10) is shared by Wes Stock (September 10, 1962-April 29, 1964) and Sammy Stewart (July 20, 1983-April 30, 1984). Stewart added a victory as a starter, giving him an overall 11-game streak.



ZACH 64 CLARK

Zachary Higgins Clark

BATS	THROWS	HEIGHT	WEIGHT
RIGHT	RIGHT	6'0"	200

Born: July 11, 1983

2013 Opening Day Age: 29

Birthplace/Resides: Born in Wilmington, DE...Resides in Princeton, NJ

Contract Status: Signed through 2013

Major League Service: None

Acquired: May 26, 2006; signed by the Orioles as a non-drafted free agent



RHP

2012 HIGHLIGHTS

- Led all minor league pitchers in the organization with 15 wins and a 2.79 ERA
- Began the season with Double-A Bowie, going 10-5 with a 3.19 ERA (121.1IP, 43ER) in 20 games (19GS)
- Went 3-1 with a 1.00 ERA (27.0IP, 3ER) in four starts after the All-Star break
- Was promoted to Triple-A Norfolk for good in the beginning of August and went 3-2 with a 1.54 ERA (35.0IP, 6ER) in 6G/5GS to end the season
- Held Triple-A opponents to a .228 average in 167 at-bats against
- Contract selected and added to 40-man roster on October 31

PRO CAREER

2011: Spent the season with Double-A Bowie, leading the team in wins (10), starts (23), IP (138.2) and finishing 3rd in strikeouts (81).
2010: Spent time with all four of the Orioles full-season affiliates...Notched his first save in nearly two years on April 15 at Akron when he tossed 3.0 scoreless innings of relief.

2009: Began the season by tossing 15.1 scoreless innings over eight appearances between the GCL Orioles and Bowie before allowing four runs in his second inning of work July 16 at Akron.

2008: Threw a season high 7.2 innings scoreless on August 15 against Binghamton, allowing just 4 hits and striking out 3.

2007: Went a combined 5-5 with a 3.14 ERA (91.2IP, 32ER) in stops at Aberdeen, Delmarva and Frederick...Had a 2.45 ERA in 15 games before a late season promotion to Frederick, where he allowed 9 earned runs in 7.1 innings.

2006: Spent most of the season at Rookie League Bluefield and finished 2nd in the Appalachian League with a 2.11 ERA...Won his first professional game on 6/22, pitching 5.0 shutout innings at Elizabethton...Allowed one earned run over 16.0 innings in his first 4 starts of the year...Joined Class A Aberdeen for the final week of the season...Pitched 6.0 scoreless innings to win his debut on 8/30 at Oneonta but then allowed a total of 9 earned runs in 5.0 innings over his next two starts.

PERSONAL/MISCELLANEOUS

Attended University of Maryland-Baltimore County...Graduated from Newark High School (Newark, DE)...Signed by Dean Albany.

YEAR	CLUB	W	L	ERA	G	GS	CG	SHO	SV	IP	H	R	ER	HR	HB	BB	IBB	SO	WP	BK
2006	Bluefield-1	5	4	2.11	13	13	0	0	0	64.0	56	26	15	1	1	19	1	58	5	1
	Aberdeen	1	1	7.36	3	2	0	0	0	11.0	20	10	9	0	0	3	0	5	1	0
2007	Aberdeen	3	1	1.03	5	4	0	0	0	26.1	19	6	3	1	2	7	0	20	1	1
	Delmarva	2	3	3.10	10	9	1	0	0	58.0	57	30	20	2	0	9	0	37	3	0
2008	Frederick	0	1	11.05	3	1	0	0	0	7.1	14	11	9	2	1	3	0	1	0	0
	Delmarva	1	2	4.11	6	1	0	0	1	15.1	15	8	7	2	0	4	1	8	2	0
	Frederick	2	2	3.25	12	4	0	0	1	27.2	23	13	10	4	0	5	0	11	1	0
	Bowie	4	2	3.60	10	10	0	0	0	60.0	57	27	24	6	0	13	0	25	1	0
	Norfolk	1	2	5.40	4	4	0	0	0	18.1	23	13	11	1	2	6	1	11	1	1
	GCL Orioles	0	0	0.00	4	4	0	0	0	9.0	5	1	0	0	0	1	0	9	0	0
2009	Frederick	0	0	1.13	4	0	0	0	0	8.0	4	2	1	1	0	2	1	7	0	0
	Bowie	2	1	5.06	13	0	0	0	0	26.2	34	16	15	1	1	8	0	16	1	0
	Norfolk	0	0	3.86	2	0	0	0	0	4.2	5	2	2	0	0	3	0	3	0	0
	Delmarva	0	0	0.00	1	0	0	0	0	2.0	1	0	0	0	0	0	0	1	0	0
2010	Frederick	2	3	5.25	9	9	0	0	0	48.0	58	31	28	4	4	12	0	38	2	2
	Bowie	1	1	3.41	14	2	0	0	1	37.0	38	18	14	2	2	6	0	19	2	0
	Norfolk	0	5	4.13	6	4	0	0	0	28.1	32	15	13	3	1	10	1	16	1	0
	Bowie	10	9	5.00	24	23	0	0	0	138.2	161	79	77	11	4	42	1	81	3	2
2012	Bowie	10	5	3.19	20	19	1	0	0	121.1	112	47	43	8	7	38	1	66	4	0
	Norfolk	5	2	1.75	8	7	1	1	1	46.1	38	10	9	1	4	16	0	32	2	0
Minor Lg. Totals		49	44	3.68	171	116	3	1	3	758.0	772	365	310	50	30	206	7	464	30	7

1- Signed by the Orioles as a non-drafted free agent, May 26, 2006



CHRIS DAVIS¹⁹

Christopher Lyn Davis

BATS LEFT	THROWS RIGHT	HEIGHT 6'3"	WEIGHT 232
---------------------	------------------------	-----------------------	----------------------

INF

Born: March 17, 1986
2013 Opening Day Age: 27
Birthplace/Resides: Born in Longview, TX...Resides in Dallas, TX
Contract Status: Signed through 2013
M.L. Service: 3 years, 61 days
Acquired: July 30, 2011, from the Texas Rangers with RHP Tommy Hunter in exchange for RHP Koji Uehara



GAME HIGHS & STREAKS

HITS: 4, three times, most recently September 26, 2009 vs. Tampa Bay...**RUNS:** 3, seven times, most recently September 4, 2012 at Toronto...**DOUBLES:** 2, seven times, most recently April 15, 2012 at Toronto...**HR:** 3, August 24, 2012 vs. Toronto...**RBI:** 5, September 26, 2012 vs. Toronto...**WALKS:** 3, August 31, 2008 at Los Angeles Angels...**HITTING STREAK:** 11 games, September 22-October 2, 2012...**WALKOFF HOMERS:** 1, May 14, 2009 vs. Seattle...**GRAND SLAMS:** 1, July 31, 2012 at Yankees off Ivan Nova

2012 HIGHLIGHTS

- Set career-highs in G (139), AB (515), R (75), H (139), HR (team-leading 33), RBI (85), BB (37) and TB (258) in his first full season with the O's
- Made 137 total starts at 1B (19-19), LF (6-5), RF (14-14) and DH (37-23)...Had never played the OF in the majors until this season
- Named AL Co-Player of the Week with Justin Verlander for the week ending September 30 (7 G, .423 AVG, 5 HR, 10 RBI, 8 R.)
- Earned the win with 2.0 scoreless IP, 5/6 @BOS, becoming the first AL position player to earn a victory on the mound since Rocky Colavito, 8/25/68 (NYY-DET)
- First player to bat 0-8 and earn the win in the same game since Rube Waddell, July 4, 1905
- Had the O's first 3HR game, 8/24 vs. TOR, since Nick Markakis, 8/22/06 vs. MIN
- Became 4th player in ML history with a 3HR game & pitching win in the same season (Guy Hecker, 1886 LOU Colonels), Babe Ruth (1930 NYY) and Jim Tobin (1942 BOS)
- Posted career-best 11-game hit streak, 9/22-10/2, during which he batted .436 (17-39) with a 1.526 OPS
- Hit HR in six-straight games, 9/26-10/1, tying the club record set by Reggie Jackson, who hit seven home runs over span, (7/18-23/76)
- Joined Adam Jones with 30+ HR, the 5th pair of O's teammates to hit 30+ in the same season (6th time in franchise history)
- Hit 22 HR at Camden Yards, the 2nd highest single season total in park history (Rafael Palmeiro, 25 in 1998)
- Batted .393/.464/.902 in 17 games and set a new single-season club record vs. TOR with 9 HR...Hit 20 of his 33HR vs. AL East...Hit first career grand slam, 7/31 @NYY
- Went 1-for-4 @TEX in the AL Wild Card Game...Batted .200 (4-20) with 2 RBI in ALDS vs. NYY (5G)

PRO CAREER

2011: Was acquired by the Birds July 30, 2011 from the Texas Rangers with RHP Tommy Hunter in exchange for RHP Koji Uehara...Homered in his second game for his first hit as an Oriole August 2 at Kansas City off Everett Teaford...Posted a season-high three hits on September 8 against New York and September 19 at Boston...Drove in a season-high three runs September 14 against Tampa Bay...Struck out five times September 7 at New York, the most by an Oriole since Phil Bradley September 7, 1989 at Texas...Appeared in 48 games for Triple-A Round Rock (Rangers), batting .368 (71-193) with 14 doubles, a triple, 24 homers and 66 RBI...Went 9-for-17 (.529) with two doubles, four homers, five runs scored and 10 RBI in the first four games of the year for the Express...Had five multi-homer games for the Express, including a three-homer night against Iowa, April 9...Drove in four or more runs in a game five times, including five-RBI efforts on April 9 against Iowa and July 20 against New Orleans...Posted three six-game hitting streaks (May 24-29, June 18-23 and July 17-22)...Was 7-for-10 with four homers, six runs scored and nine RBI in three games June 18-20 against Omaha...Went 5-for-13 with four homers and eight RBI in three games June 26-28 against Oklahoma City...In 21 June games, batted .361 (30-83) with 10 homers and 28 RBI for the Express...In 31 home games for the Express at Dell Diamond, hit .403 (50-124) with 20 homers and 52 RBI...Batted .417 (10-24) with runners in scoring position and two out for Round Rock.

2010: Was with Texas for 3 separate stints: Opening Day-April 22, July 9-28, and Sept. 11-end of season...Did not appear on



any of the Rangers' postseason rosters...Spent the balance of the season with Oklahoma City (AAA)...TEXAS: Batted .192 (23-120) with one home run and 4 RBI in 45 games...Appeared in each of the club's first 15 games, including 12 starts at first base, batting .188 (9-48) with 5 doubles, no homers, 2 runs scored, and one RBI...Was sent to Triple-A on April 23 when club promoted Justin Smoak...Was recalled July 9 when club traded Smoak to Seattle in the Cliff Lee deal, and batted .189 (10-53) in 16 games before he was sent back to Triple-A when club promoted Mitch Moreland and acquired Jorge Cantu from Florida...Started 15 straight games at first base July 10-28...Recalled for a final time a day after Oklahoma City was eliminated from postseason, and batted .211 (4-19) in 14 games in September...Season-long 4-game hit streak July 22-25...Was 0-for-7 in 14-inning win July 19 at Detroit, just 10th player in club history to go hitless in at least 7 at-bats in a game, first since Ramon Vazquez on Aug. 6, 2007 vs. Oakland...Appeared mostly as a defensive replacement at first base in September, making 3 starts...Start on Sept. 22 at LAA was first since July 28 vs. Oakland...Hit first career pinch homer on Sept. 20 at LA of Anaheim, his first big league home run since Oct. 1, 2009 at LA of Anaheim off John Lackey...Snapped a stretch of 209 pinch at-bats by Texas batters since club's last pinch homer (Hank Blalock on Sept. 26, 2007 vs. LAA)...Had a .993 (2 E/293 TC) fielding pct. in 41 games/30 starts at first base and also played 2.0 innings at third base with one assist...OKLAHOMA CITY: Hit .327 (130-398) with 14 homers, 31 doubles, and 80 RBI in 103 games for the RedHawks...Had a .383 on-base pct. and .520 slugging mark...His .327 average ranked 2nd in the Pacific Coast League, 3rd-highest of any Triple-A batter behind only Albuquerque's (LAD) John Lindsey at .353 and Gwinnett's Barbaro Canizares (ATL) at .341...Was 2nd-highest average among Texas minor league players, while his 80 RBI led the system and 14 HR were 5th-most...Led OKC in doubles, RBI, total bases (207), and OPS (.903), and ranked among team leaders in hits (2nd), home runs (2nd), and runs (3rd, 67)...Hit better against lefties (.353, 30-85) than right-handers (.319, 100-313)...Played 56 games at third base, 37 at first base, 5 as DH, and 4 in left field...Hit .398 (47-118) w/ RISP...Batted .417 (5-12) with a homer, double, and 2 RBI in 3 playoff games, as RedHawks were swept in 3 straight against Memphis...Had a .982 (6 E/31 TC) fielding pct. at first base, .939 (8 E/132 TC) at third...WINTER BALL: Played in 25 games for Las Estrellas de Oriente in the Dominican Winter League from Nov. 18-Dec. 20, appearing exclusively at first base and DH...Batted .279 (24-86) with 6 doubles, one triple, 6 homers, and 16 RBI...10 walks against 26 strikeouts...Hit .353 (12-34) over his first 9 games, incl. a 2-HR effort on Nov. 23 at Aguilas Cibaenas...Hit .322 (19-59) overall vs. right-handers.

2009: Combined to hit .238 (93-391) with 21 home runs, 15 doubles and 59 RBI in 113 games over his 2 separate stints with Texas...finished 5th on the club in homers and 6th in RBI...batted .260 (70-269) with 17 HR vs. right-handers, but .189 (23-122) vs. lefties...had 7th-most strikeouts in the A.L. at 150, eighth-highest total in Texas history and most since Dean Palmer struck out 154 times in 1993...fanned for the 100th time in his 219th at bat on June 20 at San Francisco (10th inning, Brian Wilson), the fewest number of at bats to reach 100 strikeouts in major league history (Elias Sports Bureau)...Detroit's Melvin Nieves had held the previous distinction, recording his 100th strikeout in his 235th at bat in 1997...had a pair of career-long 7-game hit streaks from April 19-26 (.304) and Sept. 21-27 (.423)...had first career multi-homer game on May 26 vs. New York-AL (Chamberlain/Coke)...after return on August 25, topped the Rangers in average (.308), hits (41), RBI (26), and slugging (.496) over the rest of the season...started 92 games at first base, 10 at third base, and 4 as the DH...posted overall .995 (5 E/914 TC) fielding pct. and a .997 (3 E/895 TC) at first base, 5th-best among A.L. first basemen with a min. of 850 chances...all 10 starts at third came after Michael Young suffered a strained left hamstring on Sept. 1 vs. Toronto (G2) that forced him to miss 22 of the team's 23 games from Sept. 2-27...received first career ejection from home plate umpire Eric Cooper on April 28 vs. Oakland after taking called third strike for second straight at bat...suffered strained left hamstring on Sept. 28 at LA of Anaheim and missed next 2 games, Sept. 29-30...played with Oklahoma City from July 6 to Aug. 24, batting .327 (54-165) with 6 home runs, 12 doubles and 30 RBI over 44 games...compiled a .939 OPS figure, .418 on-base percentage and .521 slugging percentage in 194 plate appearances...hit .357 (41-115) vs. right-handers and .356 (16-45) w/ RISP...reached safely in 23 straight from July 29 through Aug. 22.

2008: Was recalled from Oklahoma City on June 26 and went on to be selected as Rangers Rookie of the Year...despite playing in just 80 games, ranked among Texas team leaders in homers (4th, 17), RBI (6th, 55), extra-base hits (T6th, 42), runs (8th, 51), and doubles (T8th, 23)...was the most RBI of any player in Rangers history to appear in less than 81 games in a season...beginning June 26, ranked among overall A.L. leaders in extra-base hits (T6th), slugging (8th, .549), home runs (T8th), doubles (T10th), and RBI (T10th)...led all Rangers in each of those 5 categories as well as total bases (162) over that span...started 46 games at first base and 31 at third base...made ML debut as a pinch-hitter on June 26 in Houston and singled to third in first pitch of first career plate appearance vs. Oscar Villarreal...became first batter in Texas history to hit home runs in each of 2 career starts, June 27 and 29 vs. Philadelphia...opened career with 6-game hit streak from June 26-July 2, tied for second-longest to begin a career in Texas history...had 4 straight multi-hit games July 22-26...hit 10th career home run on July 26 at Oakland in 25th game, becoming the first major league player to hit 10 home runs within his first 25 career games since the Yankees' Kevin Maas, June 29-Aug. 2, 1990...were fewest games to reach 10 home runs in Rangers history...batted a combined .333 (99-297) with 23 home runs, 21 doubles, and 73 RBI in 77 games for Frisco (AA) and Oklahoma (AAA) before recall...moved to first base after playing exclusively at third in first 2 pro seasons...at the time promotion to Texas, led all minor league players in runs (68) and had second-most RBI and total bases (191)...was selected as a member of the U.S. Team for the XM All-Star Futures Game at Yankee Stadium but was replaced after major league promotion.

2008 ROOKIE RANKS: Led all qualifying major league rookies in slugging at .549 and ranked among overall A.L. rookie leaders in home runs (3rd), RBI (4th), extra-base hits (5th), doubles (6th), average (6th, .285), runs (10th, 51), and hits (10th, 84)...during his stint in the big leagues beginning June 26, he led all major league rookies in extra-base hits (42), doubles (23), and total bases (162)...also tied for overall rookie lead in home runs and RBI...overall, had the sixth-highest homer and RBI totals ever for a Rangers rookie...his at-bat-per-HR run ratio (17.35) was the best by any rookie in team history with at least



DAVIS

50 games...averaged an RBI every 5.36 at-bats, best ever by Texas rookie with at least 200 plate appearances...named A.L. Rookie of the Month for July after batting .303 (30-99) in 25 games...led all big league rookies with 8 home runs in July, and tied for rookie lead with 16 RBI.

2007: Named Rangers' Tom Grieve Minor League Player of the Year after combining to bat .297 with 36 home runs and 118 RBI with Bakersfield (A) and Frisco (AA) in second professional season...ranked second among all minor league players in both home runs and RBI...also placed among overall minor league leaders in total bases (5th, 296) and slugging (10th, .598)...recorded a 35-game hit streak while with Bakersfield, tying a California League record...ranked fourth in the California League in slugging (.573) and homers (24-tied)...led the club in HR, RBI, and doubles despite missing the last month-plus of the season...had 5 multi-homer games (all 2-HR contests), including 4 HR in span of 2 games June 27-28...Played in Cal/Carolina League All-Star Game on June 19 at Stockton...was promoted to Frisco on July 30...had 2 HR on Aug. 10 vs. Tulsa...ranked second in Texas League with 11 HR and 25 RBI in August, earning Rangers Minor League Player of the Month honors...hit .333 with 2 doubles in Texas League playoffs...played for Surprise Rafter in Arizona Fall League, going 3-for-13 with a HR and 2 RBI in 4 games...2006: ranked among Northwest League leaders in extra base hits (2nd, 34), home runs (3rd, 15), slugging (4th, .534), and doubles (T4th, 18) in first pro season at Spokane (short season A)...led the Indians in games, at-bats, runs, hits, doubles, home runs and RBI...named to the Topps and *Baseball America's* Short Season/Rookie All-Star teams at first base...received Northwest League postseason All-Star honors as the designated hitter...posted a season-high 19-game hit streak, the second longest in the NWL, from July 14-Aug. 3...named the organization's Minor League Player of the Month for July, batting .343 (34-99) with 11 doubles, 10 home runs and 25 RBI...hit 3 home runs July 21 at Vancouver.

PERSONAL/MISCELLANEOUS

Christopher Lyn Davis...Married, wife's name is Jill...Originally selected by the Yankees in 50th round of the 2004 June draft out of Longview (TX) High School, but did not sign...Also selected in 35th round of the 2005 June draft by the Angels, but did not sign...Attended Navarro College in Corsicana, Texas and ranked among national junior college leaders with 17 home runs in 2006...Named 2006 *Baseball America* JUCO Preseason All-American and 2006 Region XIV East Zone MVP...Played in Texas Collegiate Summer League in 2005...Served as spokesman for 2009 Texas Rangers MCA Fitness All-Stars, making appearances in Arlington schools on behalf of the program...Hosted youngsters from Promise House for a Rangers game and Christmas party in 2009 and 2010...Donated \$20,000 to Texas Scottish Rite Hospital for Children this offseason to help renovate the outdoor playground...Promise House embraces homeless, runaway, and at-risk teens, giving them needed support, encouragement, and hope to live a better life.

YEAR	CLUB	AVG	G	AB	R	H	2B	3B	HR	RBI	SH	SF	HBP	BB	IBB	SO	SB	CS	GDP	SLG	OBP
2006	Spokane-1	.277	69	253	38	70	18	1	15	42	0	1	3	23	2	65	2	3	4	.534	.343
2007	Bakersfield	.298	99	386	69	115	28	3	24	93	0	5	5	22	2	123	3	3	8	.573	.340
	Frisco	.294	30	109	21	32	7	0	12	25	0	1	1	13	1	27	0	0	0	.688	.371
2008	Frisco	.333	46	186	43	62	14	0	13	42	0	2	1	13	2	44	5	1	3	.618	.376
	Oklahoma	.333	31	111	25	37	7	1	10	31	0	2	1	13	1	29	2	0	3	.685	.402
	TEXAS	.285	80	295	51	84	23	2	17	55	0	1	1	20	1	88	1	2	5	.549	.331
2009	Oklahoma	.327	44	165	27	54	12	1	6	30	0	2	2	25	2	39	0	1	7	.521	.418
	TEXAS	.238	113	391	48	93	15	1	21	59	0	2	2	24	2	150	0	0	6	.442	.284
2010	Oklahoma	.327	103	398	67	130	31	2	14	80	0	6	3	37	4	105	3	2	7	.520	.383
	TEXAS	.192	45	120	7	23	9	0	1	4	0	1	0	15	3	40	3	0	3	.292	.279
2011	Round Rock	.368	48	193	39	71	14	1	24	66	0	3	3	11	2	58	1	0	0	.824	.405
	TEXAS	.250	28	76	9	19	3	0	3	6	0	0	0	5	0	24	0	0	2	.408	.296
	Bowie-2	.500	2	6	2	3	1	0	0	0	0	0	1	1	0	2	0	0	0	.667	.625
	BALTIMORE	.276	31	123	16	34	9	0	2	13	0	0	0	6	1	39	1	0	2	.398	.310
2012	BALTIMORE	.270	139	515	75	139	20	0	33	85	0	3	7	37	6	169	2	3	8	.501	.326
	Minor Lg. Totals	.318	472	1807	331	574	132	9	118	409	0	22	20	158	16	492	16	10	32	.597	.375
	BALTIMORE Totals	.258	170	638	91	173	29	0	35	98	0	3	0	43	7	208	3	3	10	.481	.323
	American League	.258	436	1520	206	392	79	3	77	222	0	7	10	107	13	510	7	5	26	.466	.310
	National League	-	-	-	-	-	-	-	-	-	-	-	-	-	-	-	-	-	-	-	-
	ML Totals	.258	436	1520	206	392	79	3	77	222	0	7	10	107	13	510	7	5	26	.466	.310

1-Selected by Texas in the 5th round of the 2006 First Year Player Draft

2-Acquired by the Orioles along with RHP Tommy Hunter in exchange for RHP Koji Uehara on July 30, 2011

PITCHING

YEAR	CLUB	W	L	ERA	G	GS	CG	SHO	SV	IP	H	R	ER	HR	HB	BB	IBB	SO	WP	BK
2012	BALTIMORE	1	0	0.00	1	0	0	0	0	2.0	2	0	0	0	0	1	0	2	0	0
	BALTIMORE TOTALS	1	0	0.00	1	0	0	0	0	2.0	2	0	0	0	0	1	0	2	0	0
	American League	1	0	0.00	1	0	0	0	0	2.0	2	0	0	0	0	1	0	2	0	0
	ML TOTALS	1	0	0.00	1	0	0	0	0	2.0	2	0	0	0	0	1	0	2	0	0

WILD CARD

YEAR	CLUB	AVG	G	AB	R	H	2B	3B	HR	RBI	SH	SF	HBP	BB	IBB	SO	SB	CS	GDP	SLG	OBP
2012	BAL vs. TEX	.250	1	4	0	1	0	0	0	0	0	0	0	0	0	3	0	0	0	.250	.250
	Totals	.250	1	4	0	1	0	0	0	0	0	0	0	0	0	3	0	0	0	.250	.250

FRONT
OFFICE

ORIOLES
REACH

MANAGER &
COACHES

CHRIS
DAVIS

2013
IN REVIEW

OPPONENTS

MINOR
LEAGUES

RECORDS &
HISTORY

ORIOLE PARK

MEDIA



DIVISION SERIES

YEAR	CLUB	AVG	G	AB	R	H	2B	3B	HR	RBI	SH	SF	HBP	BB	IBB	SO	SB	CS	GDP	SLG	OBP
2012	BAL vs. NYY	.200	5	20	1	4	0	0	0	2	0	0	1	1	0	6	0	0	0	.200	.273
Totals		.200	5	20	1	4	0	0	0	2	0	0	1	1	0	6	0	0	0	.200	.273

FIELDING

1B	PCT	G	PO	A	E	DP
2008	.997	51	358	34	1	52
2009	.997	100	845	47	3	82
2010	.993	41	269	22	2	27
2011	1.000	31	231	9	0	25
2012	.989	38	342	28	4	37
Totals	.995	261	2045	140	10	223

3B	PCT	G	PO	A	E	DP
2008	.962	32	31	44	3	5
2009	.895	11	9	8	2	1
2010	1.000	1	0	1	0	0
2011	.860	26	14	35	8	5
Totals	.916	70	54	88	13	11

OF	PCT	G	PO	A	E	DP
2012	.977	41	82	3	2	0
Totals	.977	41	82	3	2	0
P	PCT	G	PO	A	E	DP
2012	-	1	0	0	0	0
Totals	-	1	0	0	0	0



73 DE SAN MIGUEL

Allan Murray de San Miguel

BATS	THROWS	HEIGHT	WEIGHT
RIGHT	RIGHT	5'9"	205

Born: February 1, 1988

2013 Opening Day Age: 25

Birthplace/Resides: Born and resides in Perth, Australia

Contract Status: Signed through 2013

Major League Service: None

Acquired: January 9, 2012; signed by the Orioles as a minor league free agent



CA

2012 HIGHLIGHTS

- Began the season with Double-A Bowie and recorded a hit in each of his first four games
- Drove in seven runs over four games between June 7 and June 12, registering two hits in three of those four contests
- Hit .255/.359/.527 with three home runs and 11 RBI in 16 home games with Bowie
- Finished the season with Single-A Frederick, where he batted .260 in 30 games
- Hit .462 (6-13) with two home runs versus left-handed pitching while with Frederick
- Hit .344 (11-32) and slugged .532 with runners in scoring position for Frederick
- Went 3-for-4 with a double, a home run, two RBI, and two runs scored on August 2 at Lynchburg, the first of three consecutive multi-hit games
- Recorded a hit for Frederick in 10 of 11 games between July 31 and August 16

PRO CAREER

2011: Hit .190/.244/.238 in 42 at-bats and 13 games.

2010: Split time between Single-A Ft. Myers, Double-A New Britain and Triple-A Rochester.

2009: Began season with Single-A Beloit...transferred to Single-A Ft. Myers, May 11...Transferred to Triple-A Rochester, May 15...Transferred to Ft. Myers, May 22...Hit safely in 13 of his first 16 games with the Miracle...Transferred to Double-A New Britain, June 19...Transferred to Ft. Myers, July 20.

2008: Transferred to Beloit, June 18...Led Midwest League in runs scored.

2007: Began season at Beloit...Was on DL with a sprained right ankle, May 29-June 18...Transferred to Ft. Myers, July 21...Played in one game for the Miracle before being disabled for remainder of season with a fractured left pinky, July 23.

2006: Spent entire season at Beloit...Rated the best defensive catcher in the Twins system by *Baseball America* entering the 2007 season.

2005: Began season at Rookie-Level GCL Twins...Hit first professional home run, June 24...Transferred to Ft. Myers, August 8...Became the youngest player ever to play for the Miracle at 17 years old, August 10...Threw out 15 of 27 (56%) runners



DE SAN MIGUEL


attempting to steal for GCL and five of 13 (38%) for Ft. Myers...Rated as the best defensive catcher in the Twins system by *Baseball America* entering the 2006 season.

PERSONAL/MISCELLANEOUS

Originally signed by Minnesota as a non-drafted free agent, August 18, 2004...Attended South Freemantle High School in Australia.

YEAR	CLUB	AVG	G	AB	R	H	2B	3B	HR	RBI	SH	SF	HBP	BB	IBB	SO	SB	CS	GDP	SLG	OBP
2005	GCL Twins-1	.204	23	54	9	11	3	0	1	11	1	0	4	3	0	14	1	2	2	.315	.295
	Fort Myers	.242	11	33	3	8	2	0	0	4	0	1	1	4	0	11	0	0	0	.303	.333
2006	Beloit	.208	71	202	20	42	10	0	0	21	7	1	12	17	0	61	2	0	8	.257	.306
	Beloit	.190	34	105	10	20	3	0	4	20	2	2	2	9	0	33	1	3	1	.333	.263
2007	Fort Myers	.333	1	3	0	1	0	0	0	0	0	0	0	0	0	1	0	0	0	.333	.333
	Fort Myers	.123	24	65	5	8	1	1	1	5	2	2	1	8	0	21	0	0	2	.215	.224
2008	Beloit	.269	45	130	22	35	9	0	1	25	4	1	7	21	0	39	1	2	1	.362	.396
	Beloit	.333	3	9	3	3	1	0	0	2	0	0	0	3	0	2	0	0	0	.444	.500
2009	Fort Myers	.231	36	91	9	21	2	0	1	10	3	1	2	21	0	26	0	1	3	.286	.383
	New Britain	.196	22	56	13	11	4	1	0	8	1	1	3	15	0	20	0	0	2	.304	.387
2010	Rochester	1.000	2	1	0	1	0	0	0	0	0	0	0	0	0	0	0	0	0	1.000	1.000
	Fort Myers	.194	49	139	17	27	6	0	5	24	4	2	4	31	1	53	1	0	6	.345	.352
2011	New Britain	.217	16	46	7	10	3	0	0	8	1	1	1	10	0	18	0	0	1	.283	.362
	Rochester	.074	22	68	5	0	0	1	3	2	0	0	0	6	0	28	0	0	1	.118	.149
2012	New Britain	.190	13	42	5	8	2	0	0	2	1	0	0	3	0	15	0	0	1	.238	.244
	Frederick-2	.260	30	104	16	27	7	0	2	17	0	1	4	12	0	29	3	1	1	.385	.355
2012	Bowie	.225	31	111	13	25	8	1	4	18	0	1	0	15	0	33	1	0	3	.423	.315
	Norfolk	.000	1	3	0	0	0	0	0	0	0	0	0	0	0	1	0	0	0	.000	.000
Minor Lg. Totals		.208	434	1262	157	263	61	3	20	178	28	14	37	178	1	405	10	9	17	.290	.321

1- Signed by Minnesota as a non-drafted free agent, August 18, 2004
2- Signed by the Orioles as a minor league free agent, January 9, 2012



Invitee


CHRIS DICKERSON⁶⁰

Christopher Charles Dickerson

BATS LEFT	THROWS LEFT	HEIGHT 6'4"	WEIGHT 210
---------------------	-----------------------	-----------------------	----------------------

Born: August 10, 1982
2013 Opening Day Age: 30
Birthplace/Resides: Born in Hollywood, CA...
Resides in Marina Del Rey, CA
Contract Status: Signed through 2013
Major League Service: 2 years, 171 days
Acquired: January 29, 2013; signed by the Orioles as a minor league free agent

OF



GAME HIGHS & STREAKS

HITS: 3, five times, most recently August 12, 2009 vs. St. Louis...**RUNS:** 3, August 29, 2008 vs. San Francisco...
DOUBLES: 2, August 14, 2008 vs. Pittsburgh...**TRIPLES:** 1, seven times, most recently August 14, 2010 vs. Colorado...
HR: 1, 11 times, most recently September 26, 2012 vs. Minnesota...**RBI:** 4, August 29, 2008 vs. San Francisco...**SB:** 2, April 15, 2010 vs. Florida...**WALKS:** 2, nine times, most recently August 11, 2009 vs. St. Louis...**HITTING STREAK:** 8 games, August 28-September 5, 2008...
LEADOFF HOME RUNS: 2, September 2, 2009 vs. Pittsburgh off Ross Ohlendorf and August 15, 2008 vs. St. Louis off Brad Thompson



2012 HIGHLIGHTS

- Spent the majority of the year with Triple-A Scranton/Wilkes-Barre, batting .316/.417/.515 in 69 games
- Stole 17 bases in 20 attempts at Triple-A
- Hit all 7 of his HR and slugged .548 vs. RHP with S/W-B
- Improved his OPS in every month at Triple-A (.733 in April, .872 in June, .961 in July and 1.008 in August)
- Joined the Yankees in September, with the team going 18-7 in his 25 games played
- Homered in his first game with an at-bat, September 2 @BAL

PRO CAREER

2011: Hit .260 (13-for-50) with 9R, 2 doubles, 1HR and 7RBI in 60 games (six starts in RF, four in LF) over four stints with the Yankees in 2011 (5/17-6/10, 6/12-7/4, 7/17-30 and 9/1-28)...Hit safely in five of his 10 starts...Made his Yankees debut in 5/17 win @TB, starting in RF and going 1-for-3 with 1RBI and 1SH...Was recalled from Triple-A Scranton/Wilkes-Barre prior to the game...Left 5/18 win @BAL after being hit in the helmet by a Mike Gonzalez pitch in the 15th inning...Was taken to University of Maryland Hospital for a precautionary CT scan (test results were normal)...Had entered the game in the ninth inning in RF and went 1-for-2 with 1HBP...Hit .357 (5-14) with 3R, 2 doubles and 3RBI in 15 games over his first stint with the Yankees (5/17-6/10)...Was optioned to Scranton/WB on 6/10, but was recalled two days later...In 16 games during his second stint (6/12-7/4), batted .167 (1-6), primarily appearing as a late-inning defensive replacement...Was optioned to Scranton/WB on 7/4 when Derek Jeter was reinstated from the 15-day DL...Appeared in 10 games during his third Major League stint from 7/17-30, going 3-for-8 (.375) while starting two games in LF...Was optioned to Scranton/WB for a third time following Game 1 of a DH on 7/30 to make room on the roster for that night's starter, RHP Ivan Nova...Was recalled for a fourth time on 9/1...Appeared in 19 of the Yankees' final 30 games, going 4-for-22 (.182)...Hit his first home run as a Yankee in 9/12 win @SEA, going 2-for-4 with 1SB...Was his first home run since 5/17/09 with CIN @SD, snapping a 309AB homerless stretch...In 57 games with Triple-A Scranton/Wilkes-Barre, batted .241 (51-212) with 33R, 10 doubles, 2HR and 16RBI...Began spring training with MIL before being traded to the Yankees on 3/25 in exchange for RHP Sergio Mitre...In 18 combined spring training games, batted .333 (13-39) with 6R, 3 doubles, 1 triple and 6RBI...In one game with the Yankees, was 3-for-3 with 1 double and 1RBI.

2010: Combined to bat .206 (20-for-97) with 5RBI in 45 games with CIN and MIL...Did not commit an error in 23 outfield starts (17-LF, 3-CF, 3-RF)...Began the season with Cincinnati and hit .205 (9-44) with 1 double and 1 triple in 20 games before being placed on the 15-day DL on 4/30 with a right wrist injury...Underwent surgery on 5/3, and was transferred to the 60-day DL on 5/29...Appeared in 13 rehab games with Triple-A Louisville, batting .442 (19-43) with 5 doubles, 3HR and 7RBI...Was reinstated from the DL and traded to Milwaukee in exchange for OF Jim Edmonds on 8/9...With the Brewers, hit .208 (11-53) with 5RBI in 25 games, making 13 outfield starts (11-CF, 2-RF)...Was ejected for the first time in his career on 9/7 for arguing balls and strikes with umpire Bob Davidson.

2009: Made his first Opening day roster...Batted .275 with 18 extra-base hits (13 doubles, 3 triples, 2HR), 15RBI and a career-high 11SB in 97 games with Cincinnati...Made 59 outfield starts (27-LF, 19-CF, 13-RF)...Had two separate stints on the 15-day DL, from 7/27-8/11 with a bruised right rotator cuff and again on 8/25 through the end of the season with a sprained left ankle.

2008: Saw his first Major League action, hitting .304 (31-102) with 20R, 9 doubles, 6HR and 15RBI in 31 games with CIN...Was recalled by the Reds on 8/12 and made his Major League debut that night at Pittsburgh, starting in left field and going 1-for-4 with 1 double, 1BB and 1SB in the Reds victory...Recorded his first Major League hit off the Pirates' Jeff Karstens...Led the Reds with 7 doubles and 5SB during the month of August, but made just three starts after 9/6 after suffering a stress fracture in his posterior left ankle...Hit his first ML home run on 8/15 off of STL Brad Thompson...Each of his first six career Major League hits went for extra-bases (4 doubles, 1 triple, 1HR)...Opened the year with Triple-A Louisville, batting .287 (100-349) with 11HR, 53RBI and 26SB in 97 games...Was named Cincinnati's Minor League "Player of the Month" in July after hitting .326 (30-92) with 8HR, 20RBI and 7SB...Produced a season-high 13-game hitting streak from 7/12-31.

2007: Combined to hit .263 (123-for-468) with 14HR, 55RBI and 30SB (in 37 attempts) in 134 games with Double-A Chattanooga and Triple-A Louisville...Led all Reds minor leaguers in stolen bases...Began the year with Chattanooga, batting .272 (31-for-114) with 1HR, 11RBI and 7 stolen bases in 30 games...Led the team in hits and stolen bases prior to his promotion to Louisville on 5/7...Appeared in 104 games with the Bats and hit .260 (92-354) with 13HR, 44RBI and 23SB...Was Louisville's Hitter of the Month for July after hitting .299 (29-97) with 2HR and 13RBI during the span...Hit for the cycle on 7/26 at Scranton/Wilkes-Barre, going 4-for-6 with 3R and 5RBI...Became only the fourth batter in franchise history to accomplish the feat...Following the season, played in 25 games with the Surprise Rafter's of the Arizona Fall League, hitting .259 (21-81) with 4HR, 15RBI and 5 stolen bases...Following the season, was tabbed by *Baseball America* as the Reds' organization "Fastest Baserunner" and "Best Athlete".

2006: Spent the entire season with Double-A Chattanooga and hit .242 (94-for-389) with 12HR, 48RBI and 21SB (in 27 attempts) in 115 games...Ranked fourth in the Southern League in both walks (65) and triples (7)...Reached base safely in 27 consecutive games from 7/6-8/16, hitting .318 (28-for-88) with 7HR, 19RBI and 18BB during the stretch.

2005: In 119 games with Single-A Sarasota, batted .236 (103-for-436) with 11HR, 43RBI and 19 stolen bases...Earned the "Star of Stars" Award as the MVP of the Florida State League All-Star Game after going 1-for-3 with 1HR, 2RBI, 2R and 1BB in the contest.

2004: Combined with Single-A Dayton and Single-A Potomac to bat .290 (104-for-359) with 4HR, 39RBI and 30SB in 99 games...Among all Reds minor leaguers, ranked fourth in stolen bases and seventh in batting average...Recorded four different



DICKERSON

4H-games (4/30 at Lancaster, 6/30 at Wisconsin and 8/7 at Beloit)...Began the year with Dayton, hitting .303 (95-for-314) with 4HR, 34 RBI and 27SB in 84 games...Was named to the Midwest League's midseason and postseason All-Star teams, becoming the only Dayton player that season to accomplish the feat...Was transferred to Potomac on 8/10 and ended the year batting .200 (9-45) with 5RBI and 3SB in 15 games.

2003: In his first professional season, batted .244 (49-201) with 6HR and 38RBI in 58 games with Billings of the rookie Pioneer League...Recorded 6RBI on 6/28 at Ogden...Recorded a season-high 12-game hitting streak from 8/15-28, hitting .383 with 1HR and 10RBI during the stretch.

PERSONAL/MISCELLANEOUS

Attended the University of Nevada-Reno...Graduated from Notre Dame High School (Sherman Oaks, CA), where he had his number retired in February 2012...Is CEO and Co-Founder of "Players for the Planet," an organization that focuses on building awareness about environmental issues (www.playersfortheplanet.org)...launched in December 2008 with pitcher Jack Cassel...Has contributed to the World Child Project, an organization which provides for orphaned and abandoned children around the world.

YEAR	CLUB	AVG	G	AB	R	H	2B	3B	HR	RBI	SH	SF	HBP	BB	IBB	SO	SB	CS	GDP	SLG	OBP
2003	Billings-1	.244	58	201	36	49	6	4	6	38	5	1	4	39	0	66	9	4	0	.403	.376
2004	Dayton	.303	84	314	50	95	15	3	4	34	2	3	8	51	1	92	27	14	1	.408	.410
	Potomac	.200	15	45	5	9	2	0	0	5	3	0	1	7	0	14	3	1	1	.244	.321
2005	Sarasota	.236	119	436	68	103	17	7	11	43	7	3	6	53	2	124	19	3	2	.383	.325
2006	Chattanooga	.242	115	389	65	94	21	7	12	48	3	3	5	65	4	129	21	6	2	.424	.355
2007	Chattanooga	.272	30	114	11	31	4	1	1	11	0	0	2	7	1	31	7	2	2	.351	.325
	Louisville	.260	104	354	58	92	11	6	13	44	3	2	5	52	4	131	23	5	2	.435	.361
2008	Louisville	.287	97	349	65	100	16	9	11	53	5	3	3	54	2	102	26	7	2	.479	.384
	CINCINNATI	.304	31	102	20	31	9	2	6	15	1	0	2	17	0	35	5	3	0	.608	.413
2009	Louisville	.250	4	12	2	3	0	0	0	1	0	0	0	3	0	4	2	0	0	.250	.400
	CINCINNATI	.275	97	255	31	70	13	3	2	15	2	2	1	39	1	66	11	3	3	.373	.370
2010	Louisville	.442	13	43	12	19	5	0	3	7	2	1	0	9	0	13	6	1	0	.767	.528
	CINCINNATI	.205	20	44	9	9	1	1	0	0	0	0	0	1	0	19	3	0	1	.273	.222
	MILWAUKEE-2	.208	25	53	2	11	1	1	0	5	2	1	0	5	0	15	1	0	0	.264	.271
2011	Scranton/Wilkes-Barre-3	.241	57	212	33	51	10	1	2	16	1	1	3	30	0	63	18	4	1	.325	.341
	NEW YORK (AL)	.260	60	50	9	13	2	0	1	7	1	1	1	2	0	17	4	0	1	.360	.296
2012	Scranton/Wilkes-Barre	.316	69	266	57	84	24	4	7	25	0	5	1	49	0	73	17	3	4	.515	.417
	NEW YORK (AL)	.286	25	14	5	4	0	0	2	5	0	0	0	3	0	5	3	0	1	.714	.412
Minor Lg. Totals		.267	765	2735	462	730	131	42	70	325	31	22	38	419	14	842	178	50	17	.422	.369
American League		.266	85	64	14	17	2	0	3	12	1	1	1	5	0	22	7	0	2	.438	.324
National League		.267	173	454	62	121	24	7	8	35	5	3	3	62	1	135	20	6	4	.403	.356
ML TOTALS		.266	258	518	76	138	26	7	11	47	6	4	4	67	1	157	27	6	6	.407	.352

1- Selected by Cincinnati in the 16th round of the 2003 First Year Player Draft

2- Acquired by Milwaukee in exchange for OF Jim Edmonds, August 9, 2010

3- Acquired by New York (AL) in exchange for RHP Sergio Mitre, March 25, 2011

DIVISION SERIES

YEAR	CLUB	AVG	G	AB	R	H	2B	3B	HR	RBI	SH	SF	HBP	BB	IBB	SO	SB	CS	GDP	SLG	OBP
2011	NY Yankees vs. DET	.000	1	1	1	0	0	0	0	0	0	0	0	0	0	0	0	0	0	.000	.000
Totals		.000	1	1	1	0	0	0	0	0	0	0	0	0	0	0	0	0	0	.000	.000

FIELDING

OF	PCT	G	PO	A	E	DP
2008	1.000	28	48	0	0	0
2009	.981	77	146	5	3	3
2010	1.000	30	48	0	0	0
2011	.944	52	34	0	2	0
2012	1.000	22	11	0	0	0
Totals	.983	209	287	5	5	3



LUIS 59EXPOSITO

Luis Exposito

BATS	THROWS	HEIGHT	WEIGHT
RIGHT	RIGHT	6'3"	210

Born: January 20, 1987

2013 Opening Day Age: 26

Birthplace/Resides: Born and resides in Miami, FL

Contract Status: Signed through 2013

M.L. Service: 60 days

Acquired: April 17, 2012; on waivers from the Boston Red Sox



CA

GAME HIGHS & STREAKS

HITS: 1, May 10, 2012 vs. Texas...**RUNS:** 1, twice, most recently May 17, 2012 at Kansas City...**WALKS:** 2, May 20, 2012 at Washington...**HITTING STREAK:** 1, May 10, 2012

2012 HIGHLIGHTS

- Recalled from Norfolk for a second time on September 1 and remained on roster through end of regular season
- Recalled from Triple-A Norfolk May 4 and made his ML debut as a defensive replacement in the 12th inning that night
- First major league hit was a single off Texas' Derek Holland on May 10 (G2)
- Made first ML start May 7 vs. TEX, going 0-for-3
- Batted .268/.326/.420 with 23 RBI in 55 games with the Tides
- Claimed by the Orioles off of waivers from Boston on April 17

PRO CAREER

2011: Spent most of the season with Pawtucket in his Triple-A debut...Also had 2 stints on Boston's roster but did not appear in a Major League game...Recalled on 6/8 for 1st ML stint and was on the roster for 2 games at Yankee Stadium before being optioned back to Pawtucket on 6/9...Recalled again on 9/26 and remained in the Majors through the end of the season...Appeared in 89 games with Pawtucket, including a team-leading 74 tilts behind the plate...Batted .242 (80-330) with 17 doubles, 8 home runs, 36 RBI and 26 walks...Ranked 2nd on the team (min. 50 AB) with a .330 clip (29-88) vs. LHP...Also posted a .392 OBP and .489 SLG against southpaws...Hit .282 (35-124) after the All-Star break, including a .300 clip (33-110) over his last 30 games beginning 7/20...Threw out 18 of 55 potential base stealers (32.7%), 3rd best among qualifying Triple-A catchers...Blasted his 1st career grand slam on 8/25 at Syracuse...Tallied a season-high 4 RBI in that contest...Was the PawSox starting catcher for all 3 games in the semi-finals of the International League playoffs.

2010: Played entire year with Double-A Portland, playing in a career-high 125 games...Also had career marks in at-bats (473), hits (123), doubles (39), RBI (94) and walks (55), and tied in runs (65)...Paced the Sea Dogs and finished among Eastern League leaders in RBI (3rd) and doubles (4th)...94 RBI were also 3rd most among all Red Sox minor leaguers...Also topped Portland batters with 37 multi-hit contests and 23 multi-RBI games...Caught 30 of 80 attempted base stealers for a league-best 37.5 % caught stealing rate...Played 85 games behind the plate...Led EL backstops with 95 assists but yielded the most passed balls with 14...Also appeared as the designated hitter in 40 games...Hit .344 (44-128) vs. LHP compared to .229 (79-345) vs. RHP...Set a franchise record for doubles in May with 13, hitting .294 (32-109) with a homer and 21 RBI...Tallied 2nd career multi-homer game with 2 HR on 7/29 at Harrisburg and collected a career-high 5 RBI...After the season, played 17 games with Aguilas Cibaenas of the Dominican Winter League (6-46, HR, 5 RBI)...Added to Boston's 40-man roster on 11/19.

2009: Combined to hit .287 (109-for-380) with 9 home runs and 57 RBI between Single-A Salem and Double-A Portland...Combined to throw out 33 of 124 (26.6 %) attempted base stealers...Posted .987 fielding %...Began the year with Salem, appearing in 76 games...Finished 2nd on the club with 24 doubles...Hit .313 (45-44) in 39 contests at Fluor Field in Salem...Hit .344 (31-90) in 23 games, 6/5-7/15...Earned 8/4 promotion to Portland and hit safely in 20 of 23 tilts...Ranked 6th in the Eastern League with a .354 August average (28-79)...Had a Sea Dogs season-long, 12-game hit streak, 8/19-9/6, batting .340 (16-47) in that time...Batted .314 (16-51) with 1 homer in 14 games for Mesa of the Arizona Fall League...Hit safely in each of his final 7 AFL games, going 11-for-28 (.393) in those contests.

2008: Had career highs with a .293 average (122-417) and 21 home runs between Single-A Greenville and Single-A Lancaster...Was 1 of 4 members of the Drive selected to the South Atlantic League All-Star squad...Collected 1st career multi-homer game, knocking 2 at Hickory on 6/12...Promoted to Lancaster on 6/25...Had a career-best, 16-game hit streak, 7/18-8/5, batting .324 (23-71) with 7 homers and 16 RBI in that span...Went deep in 4 straight games, 7/18-21...Hit .297 (11-37) in 9 playoff games for the JetHawks.

FRONT
OFFICE

ORIOLES
REACH

MANAGER &
COACHES

LUIS
EXPOSITO

2013
IN REVIEW

OPPONENTS

MINOR
LEAGUES

RECORDS &
HISTORY

ORIOLE PARK

MEDIA



EXPOSITO

2007: Played a career-low 9 games for Single-A Greenville...Went 7-for-24 (.292) through his 1st seven contests, May 19-27.
2006: Made professional baseball debut with Short-A Lowell and finished 3rd on the club with 52 hits and 5th with 23 RBI...
 Represented the Spinners at the New York-Penn League All-Star Game in Aberdeen, MD on 8/16...Batted .300 (27-90) with 11 RBI in August, hitting safely in 11 of the last 13 games.

PERSONAL/MISCELLANEOUS

Has a daughter, Elise Amaya...Attended St. Petersburg (FL) Junior College...Participated in the 2010 Red Sox Rookie Program.

YEAR	CLUB	AVG	G	AB	R	H	2B	3B	HR	RBI	SH	SF	HBP	BB	IBB	SO	SB	CS	GDP	SLG	OBP
2006	Lowell-1	.250	57	208	18	52	13	0	1	23	2	2	3	13	0	44	1	1	10	.327	.301
2007	Greenville	.233	9	30	3	7	0	0	0	2	0	0	0	2	0	5	0	0	0	.233	.281
2008	Greenville	.283	49	191	34	54	8	1	11	31	0	0	1	12	0	42	1	1	7	.508	.328
	Lancaster	.301	55	226	31	68	13	2	10	37	0	2	2	9	0	47	0	1	7	.509	.331
2009	Salem	.271	76	288	28	78	24	1	6	45	0	4	4	23	1	49	3	1	11	.424	.329
	Portland	.337	23	92	14	31	5	0	3	12	0	0	1	4	0	27	1	2	1	.489	.371
2010	Portland	.260	125	473	65	123	39	1	11	94	0	8	6	55	1	92	1	2	22	.416	.339
2011	Pawtucket	.242	89	330	33	80	17	0	8	36	0	2	1	26	0	79	0	2	15	.367	.298
2012	Pawtucket	.200	3	10	1	2	0	0	0	1	0	0	0	1	0	2	0	0	0	.400	.273
	Gulf Coast-2	.235	5	17	1	4	0	0	0	1	0	0	0	0	0	0	0	0	3	.235	.235
	Norfolk	.268	55	205	26	55	11	1	6	23	0	1	0	18	0	35	0	2	15	.420	.326
	BALTIMORE	.056	9	18	2	1	0	0	0	0	0	0	0	3	0	5	0	0	0	.056	.190
	Minor Lg. Totals	.268	546	2070	254	554	132	6	56	305	2	19	18	163	2	422	7	12	91	.418	.324
	BALTIMORE TOTALS	.056	9	18	2	1	0	0	0	0	0	0	0	3	0	5	0	0	0	.056	.190
	American League	.056	9	18	2	1	0	0	0	0	0	0	0	3	0	5	0	0	0	.056	.190
	ML Totals	.056	9	18	2	1	0	0	0	0	0	0	0	3	0	5	0	0	0	.056	.190

1-Selected by Boston in the 31st round of the 2005 First Year Player Draft

2-Claimed on waivers by the Orioles, April 17, 2012

FIELDING

CA	PCT	G	PO	A	E	DP
2012	1.000	9	43	3	0	0
Totals	1.000	9	43	3	0	0

BORN TO BE AN ORIOLE

In their 59 years, the Orioles have had 21 Maryland-born players.

Player	Birthplace	Games with O's	Season(s)
Cal Ripken, Jr. (SS/3B)	Havre de Grace	3,001	1981-01
Brady Anderson (OF)	Silver Spring	1,759	1988-01
Bill Ripken (2B)	Havre de Grace	724	1987-96
Harold Baines	Easton	666	1993-00
Steve Barber (LHP)	Takoma Park	253	1960-67
Bobby Young (2B)	Granite	189	1954-55
Jack Fisher (RHP)	Frostburg	136	1959-62
Tom Phoebus (RHP)	Baltimore	134	1966-70
Ray Moore (RHP)	Meadows	112	1955-57
Damon Buford (OF)	Baltimore	81	1993-95
Jim Fuller (OF)	Bethesda	73	1973-74
Tim Nordbrook (INF)	Baltimore	73	1974-76
Dave Johnson (RHP)	Baltimore	66	1989-91
Barry Sentrone (OF)	Baltimore	58	1959-62
John Miller (RHP)	Baltimore	46	1962-67
Dave Boswell (RHP)	Baltimore	15	1971
John Bale (LHP)	Cheverly	14	2001
STEVE JOHNSON (RHP)	Baltimore	12	2012-
Leo Burke (INF)	Hagerstown	12	1958-59
Bruce Howard (RHP)	Salisbury	10	1968
Jim Lehigh (RHP)	Baltimore	8	1961-32
Garrett Stephenson (RHP)	Takoma Park	3	1996

Four native Marylanders have coached for the Orioles: Cal Ermer (Baltimore, coached in '62), Ray Miller (Takoma Park, '78-'85, '97 & '04-'05), Sam Perlozzo (Cumberland, '96-'05) and Cal Ripken, Sr. (Aberdeen, '76-'86 & '89-'92)...Former pitching coach Leo Mazzzone was born in Keyser, WV but grew up near Cumberland, MD...Miller ('98-'99), Ripken ('87-'88) and Perlozzo ('05-'07) are the only Marylanders to manage the Birds.



RYAN 3 FLAHERTY

Ryan Edward Flaherty

BATS
LEFT

THROWS
RIGHT

HEIGHT
6'3"

WEIGHT
210

Born: July 27, 1986


2013 Opening Day Age: 26

Birthplace/Resides: Born in Portland, ME...Resides in Franklin, TN

Contract Status: Signed through 2013

M.L. Service: 1 year

Acquired: December 8, 2011; Selected by the Orioles from the Chicago Cubs in the Rule 5 Draft



INF

GAME HIGHS & STREAKS

HITS: 2, four times, most recently September 28, 2012 vs. Boston...**RUNS:** 2, September 28, 2012 vs. Boston...**DOUBLES:** 1, twice, most recently September 28, 2012 vs. Boston...**HR:** 1, six times, most recently September 28, 2012 vs. Boston...**RBI:** 5, September 28, 2012 vs. Boston...**WALKS:** 2, September 22, 2012 vs. Boston...**STOLEN BASES:** 1, June 29, 2012 vs. Cleveland...**HITTING STREAK:** 6 games, June 28-July 5, 2012...**LEADOFF HOMERS:** 1, May 10, 2012 (G1) vs. Texas off Colby Lewis...**GRAND SLAMS:** 1, September 28, 2012 vs. Boston off Aaron Cook

2012 HIGHLIGHTS

- Made Opening Day roster and stayed with the team all season after being selected from Chicago Cubs in the Rule 5 Draft in December
- Made starts at 2B (14-6), 3B (4-3), LF (3-3) and RF (5-4)
- Led off with first ML HR, 5/10 vs. TEX (G1), the start of the O's going back-to-back-to-back to begin the game for the first time in AL history
- Hit first career grand slam and had career-high five RBI, 9/28 vs. BOS
- Hit HR in consecutive games, 7/20-21 @CLE
- Had first ML SB, 6/29 vs. CLE
- Had season-long six-game hit streak, 6/28-7/5, batting .389/.421/.556 in 19 PA
- Collected first ML hit & RBI, 4/26 vs. TOR
- Made first ML start, 4/15 @TOR, going 0-for-3 at 2B
- Made ML debut, 4/7 vs. MIN (defensive replacement at 3B)
- Hit .308/.400/.577 with 4 XBH and 7 RBI in 10 games (7GS) vs. BOS
- Had a .773 OPS after the All-Star break (28G)
- On DL, 8/2-24 (bacterial infection)
- Reinstated from DL, 8/24
- Batted .289/.341/.526 in nine rehab games with Norfolk
- Went 1-for-3 in AL Wild Card Game @TEX, becoming the first Rule 5 pick to play in a post-season game in the season immediately following his selection since Chad Fonville with the Dodgers in 1995 (selected in Rule 5 by Montreal, claimed by Dodgers on waivers in May)
- Played 3G vs. NYY in the ALDS, going 2-for-8 and becoming the first Oriole rookie to HR in a post-season game when he took Hiroki Kuroda deep in the 3rd inning of Game 3 @NYY

PRO CAREER

2011: Split the season between Double-A Tennessee (83G) and Triple-A Iowa (49G)...Batted a combined .280/.347/.478 with 53 extra-base hits and 88 RBI...Hit .305/.384/.523 with 36 XBH and 66 RBI for Tennessee to start the season...Hit safely in season-high nine games, May 15-24, raising average from .296 to .327...Appeared defensively at 1B, 2B, 3B, SS, LF and RF...Batted .350/.407/.675 in 80 at-bats in April (23G)...Hit .365/.427/.656 in 96 at-bats with RISF, collecting 53 RBI in those situations...Collected eight 3H games with Tennessee...Hit 2HR, April 16 vs. Montgomery...Promoted to Triple-A Iowa, who he joined on July 14...Batted .294/.333/.431 in 51 at-bats vs. LHP with Iowa.

2010: Selected by *Baseball America* as the 9th-best prospect in the organization heading into the season.

2009: Selected by *Baseball America* as the 8th-best prospect in the organization heading into the season...20 HR led the Cubs farm system while his 81 RBI were 3rd.

2008: Named to the Northwest League All-Star Game East squad...Finished 3rd in the league with 29 extra-base hits and a .511 slugging percentage.

FRONT
OFFICE

ORIOLES
REACH

MANAGER &
COACHES

RYAN
FLAHERTY

2013
IN REVIEW

OPPONENTS

MINOR
LEAGUES

RECORDS &
HISTORY

ORIOLE PARK

MEDIA



FLAHERTY

PERSONAL/MISCELLANEOUS

Graduated from Deering (Maine) High School where he played quarterback on Deering's 2003 Class A state champions (13-0)... Attended Vanderbilt University (Tenn.)...Originally selected by Cubs in 2nd round of 2008 draft...Signed by Cubs scout Antonio Grissom...Is the oldest son of long-time University of Southern Maine coach Ed Flaherty.

YEAR	CLUB	AVG	G	AB	R	H	2B	3B	HR	RBI	SH	SF	HBP	BB	IBB	SO	SB	CS	GDP	SLG	OBP
2008	Boise-1	.297	56	219	39	65	19	2	8	26	1	0	1	24	1	51	4	2	2	.511	.369
2009	Peoria	.276	131	485	81	134	24	5	20	81	2	4	2	50	0	98	7	6	9	.470	.344
2010	Daytona	.286	108	420	65	120	34	3	9	63	1	9	4	41	2	74	6	3	10	.445	.348
	Tennessee	.183	23	71	10	13	2	0	1	9	0	2	1	10	2	12	1	0	0	.254	.286
2011	Tennessee	.305	83	302	52	92	20	2	14	66	0	2	0	40	2	55	4	6	12	.523	.384
	Iowa	.237	49	173	22	41	11	1	5	22	2	1	0	10	0	44	1	0	8	.399	.277
2012	Norfolk	.289	9	38	5	11	1	1	2	3	0	0	1	2	0	9	0	0	1	.526	.341
	BALTIMORE-2	.216	77	153	15	33	2	1	6	19	3	1	3	6	0	43	1	0	3	.359	.258
	Minor Lg Totals	.279	459	1708	274	476	111	14	59	270	6	18	9	177	7	343	23	17	42	.464	.346
	BALTIMORE TOTALS	.216	77	153	15	33	2	1	6	19	3	1	3	6	0	43	1	0	3	.359	.258
	American League	.216	77	153	15	33	2	1	6	19	3	1	3	6	0	43	1	0	3	.359	.258
	ML Totals	.216	77	153	15	33	2	1	6	19	3	1	3	6	0	43	1	0	3	.359	.258

1- Selected by the Cubs in the 1st round (41st overall) of the 2008 First Year Player Draft

2- Selected by the Orioles in the Rule 5 Draft, December 8, 2011

WILD CARD

YEAR	CLUB	AVG	G	AB	R	H	2B	3B	HR	RBI	SH	SF	HBP	BB	IBB	SO	SB	CS	GDP	SLG	OBP
2012	BAL vs. TEX	.333	1	3	0	1	0	0	0	0	0	0	0	0	0	1	0	0	0	.333	.333
Totals		.333	1	3	0	1	0	0	0	0	0	0	0	0	0	1	0	0	0	.333	.333

DIVISION SERIES

YEAR	CLUB	AVG	G	AB	R	H	2B	3B	HR	RBI	SH	SF	HBP	BB	IBB	SO	SB	CS	GDP	SLG	OBP
2012	BAL vs. NYY	.250	3	8	1	2	0	0	1	1	0	0	0	0	0	1	0	0	0	.625	.250
Totals		.250	3	8	1	2	0	0	1	1	0	0	0	0	0	1	0	0	0	.625	.250

FIELDING

1B	PCT	G	PO	A	E	DP	3B	PCT	G	PO	A	E	DP	OF	PCT	G	PO	A	E	DP
2012	1.000	3	3	0	0	1	2012	.941	17	2	14	1	1	2012	.964	24	27	0	1	0
Totals	1.000	3	3	0	0	1	Totals	.941	17	2	14	1	1	Totals	.964	24	27	0	1	0
2B	PCT	G	PO	A	E	DP	SS	PCT	G	PO	A	E	DP							
2012	.989	28	36	56	1	13	2012	-	1	0	0	0	0							
Totals	.989	28	36	56	1	13	Totals	-	1	0	0	0	0							

THE BABE RUTH BIRTHPLACE & MUSEUM

On February 6, 1895, George Herman "Babe" Ruth was born at 216 Emory Street in a Baltimore rowhouse located "just a long fly ball" from Oriole Park at Camden Yards. The Birthplace is one of the top baseball museums in the country, featuring an extensive collection of Ruthian artifacts and mementos, as well as serving as the official museum of the Baltimore Orioles and the archives of the Baltimore Colts and Johnny Unitas.

The Museum showcases different aspects of baseball in exhibits throughout the year. The Museum also hosts appearances by past, present and future Orioles and other Major League stars, as well as nationally known authors of sports publications for lectures and book signings.

Striving to exhibit its growing collection, the Museum opened Sports Legends at Camden Yards in May, 2005 in Camden Station, adjacent to Oriole Park. Orioles owner Peter Angelos donated \$1,000,000 to make the Camden Station project a reality. The historic train station features many displays on the Orioles and Ruth, a full-size theatre, virtual reality exhibits and hands-on learning areas for children, including a discovery room, classrooms and much more. The Museum continues to maintain the current Babe Ruth Birthplace on Emory Street, with shuttle bus service between the sites.

For Museum information, call 410-727-1539 or visit www.baberruthmuseum.com.



Invitee
LEW

51FORD

Jon Lewis Ford

BATS
RIGHT

THROWS
RIGHT

HEIGHT
6'0"

WEIGHT
200

Born: August 12, 1976

2013 Opening Day Age: 36

Birthplace/Resides: Born in Port Neches, TX...Resides in Islip Terrace, NY

Contract Status: Signed through 2013

M.L. Service: 4 years, 171 days

Acquired: May 17, 2012, signed as a minor league free agent



OF

GAME HIGHS & STREAKS

HITS: 4, four times, most recently June 7, 2006 at Seattle...**RUNS:** 3, eight times, most recently May 20, 2006 at Milwaukee...**DOUBLES:** 2, six times, most recently June 7, 2006 at Seattle...**HR:** 1, 35 times, most recently September 8, 2012 vs. New York...**RBI:** 4, June 17, 2007 vs. Milwaukee...**SB:** 2, twice, most recently May 20, 2006 at Milwaukee...**WALKS:** 4, September 12, 2004 at Detroit...**HITTING STREAK:** 13 games, June 5-20, 2004

2012 HIGHLIGHTS

- Played in first ML game since 9/30/07 on 7/29 after contract selected earlier in the day
- Had two hits including a home run, two RBI and a stolen base September 8 vs. NYY
- It was his first multi-RBI game since June 30, 2007, when he had three @DET as a member of MIN...Also his first SB since July 31, 2007
- Homered in consecutive games August 27-28 for the first time since August 19-21, 2005, when he homered in three straight
- On August 27 vs. CWS, hit first big league home run since July 29, 2007
- Collected first Orioles hit July 31 @NYY, his first MLB hit since September 21, 2007 (went 1,774 days between MLB hits)
- Batted .331/.390/.550 with 11 HR & 40 RBI in 62 games (242 AB) for the Tides after playing for Independent Long Island Ducks

PRO CAREER

2011: Played 72 games with Long Island of the Independent League, hitting .318 with 21 doubles, 10 home runs and 45 RBI.

2010: Played 39 games with Oaxaca of the Mexican League, hitting .314 with a .418 on-base percentage...Collected three RBI in four separate contests.

2009: Began the season with Long Island of the Independent League before signing a minor league contract with the Reds on August 25...Played in 11 games with Triple-A Louisville and collected four RBI on September 2 vs. Columbus.

2008: Played 47 games for Hanshin of the Japanese League, hitting seven doubles and three home runs.

2007: Split time between Triple-A Rochester and the Twins...Hit safely in 10 of the first 12 games with Rochester before being recalled...Collected four RBI on June 17 vs. MIL.

2006: Hit walk-off home run in the 10th inning on May 28 vs. SEA...Placed on the DL on July 14 with a right external oblique strain...Reinstated from the DL on August 11.

2005: Was named the American League Player of the Week from August 15-21...Led the Twins in games played and doubles, tied for first in triples, finished second in at-bats and runs, tied for second in stolen bases and outfield assists and was third in hits and walks...Tied for fifth in the league in hit-by-pitch and tied for seventh in outfield assists.

2004: Began season at Triple-A Rochester and was recalled on April 10...Had a career-high 11 game hit-streak from September 13-24...Batted .317 (44-for-139) with RISP...Led the Twins in games played (154), runs (89) and hits (170), tied for second in doubles (31) and was third in RBI (72).

2003: Began season at Triple-A Rochester and was named the Twins' Minor League Player of the Week April 26-May 2...Made major league debut and collected his first major league hit May 29 vs. SEA...Hit first major league home run off of Shigetoshi Hasegawa on June 1 vs. SEA...Was on the DL from July 14-September 1 with a hairline fracture in right forearm...Won the Bill Boni Award as the Twins' Outstanding Rookie.

2002: Named Eastern League Player of the Week June 24-30...Was selected to Double-A All-Star Game on July 10...Led New Britain in batting (.311), runs (81), slugging percentage (.515) and on-base percentage (.401), was second in home runs (15) and third in hits (116), doubles (27), walks (49) and stolen bases (17) before being promoted to Triple-A Edmonton on July 15...Was named PCL Playoff MVP...Lead all minor leaguers in runs for the second time in three seasons...Finished second in the minors in hits and third in total bases...named to *Baseball America's* All-Minor League Second Team...Led the Twins organization in runs, hits and steals, was third in walks and fourth in total bases...Was rated best defensive outfielder in the Eastern League by *Baseball America*...Won the Sherry Robertson as the Twins' Minor League Player of the Year.

FRONT
OFFICE

ORIOLES
REACH

MANAGER &
COACHES

LEW
FORD

2013
IN REVIEW

OPPONENTS

MINOR
LEAGUES

RECORDS &
HISTORY

ORIOLE PARK

MEDIA



FORD

2001: Led Ft. Myers in stolen bases with 19, was second in batting (.298) and third in doubles (15), slugging percentage (.392) and on-base percentage (.373) before being promoted to Double-A New Britain on June 21...Had four home run game and season-high 4 RBI on August 19 at Binghamton.

2000: Recorded a season-high 17 game hit streak from May 5-22 for Single-A Augusta...Batted .371 (46-124) with RISP...Set club-record with 11 triples...Finished third in the SAL in hits and doubles and fifth in stolen bases...Was fifth in batting among Class-A outfielders...Led all minor leaguers in runs...Named top defensive outfielder in Single-A by *Baseball America*.

1999: Drafted by the Red Sox in the 12th round of the 1999 Amateur Draft...Appeared in 62 games for Lowell...Had a season-high four hits on June 26 at Staten Island.

PERSONAL/MISCELLANEOUS

Originally selected by Boston in the 12th round of the 1999 First Year Player Draft out of Dallas Baptist University...Graduated from Port Neches-Groves HS (Port Neches, TX).

YEAR	CLUB	AVG	G	AB	R	H	2B	3B	HR	RBI	SH	SF	HBP	BB	IBB	SO	SB	CS	GDP	SLG	OBP
1999	Lowell-1	.280	62	250	48	70	17	4	7	34	0	3	5	19	1	35	15	2	6	.339	.464
2000	Augusta	.315	126	514	122	162	35	11	9	74	3	2	12	52	3	83	52	4	12	.390	.479
2001	Ft. Myers-2	.298	67	265	42	79	15	2	2	24	1	2	12	21	3	30	19	9	3	.373	.392
	New Britain	.218	62	252	30	55	9	3	7	25	1	2	6	20	0	35	5	5	4	.289	.361
2002	New Britain	.311	93	373	81	116	27	2	15	51	4	1	8	49	0	47	17	5	5	.401	.515
	Edmonton	.332	47	193	40	64	11	2	5	24	1	1	6	13	0	21	11	1	2	.390	.487
2003	Rochester	.303	53	211	33	64	18	2	3	31	0	1	8	10	1	28	4	5	1	.357	.450
	MINNESOTA	.329	34	73	16	24	7	1	3	15	1	0	1	8	0	9	2	0	1	.402	.575
2004	Rochester	.200	1	5	0	1	0	0	0	0	0	0	0	0	1	0	0	0	0	.200	.200
	MINNESOTA	.299	154	569	89	170	31	4	15	72	2	7	13	67	3	75	20	2	15	.381	.446
2005	MINNESOTA	.264	147	522	70	138	30	4	7	53	2	5	16	45	2	85	13	6	9	.338	.377
2006	Rochester	.276	8	29	5	8	2	0	0	2	0	0	3	6	0	5	0	1	0	.447	.345
	MINNESOTA	.226	104	234	40	53	6	1	4	18	1	0	4	16	0	43	9	1	5	.287	.312
2007	Rochester	.262	35	122	14	32	12	0	2	17	0	0	0	17	0	30	2	1	2	.353	.410
	MINNESOTA	.233	55	116	13	27	6	0	3	14	0	0	3	11	0	24	3	1	4	.315	.362
2008	Hanshin	.225	47	129	11	29	7	1	3	11	0	2	2	11	0	27	0	1	6	.292	.364
2009	Long Island-3	.330	93	355	77	117	26	2	10	55	5	1	9	38	0	54	7	3	6	.407	.499
	Louisville-4	.158	11	38	6	6	0	1	1	6	0	1	0	7	1	7	0	0	0	.283	.289
2010	Oaxaca	.314	39	140	21	44	13	2	5	25	0	0	3	22	1	14	5	2	7	.418	.543
2011	Long Island	.318	72	258	57	82	21	2	10	45	0	4	9	32	1	36	2	2	-	.406	.531
2012	Long Island	.333	19	75	16	25	6	2	4	14	0	0	2	6	0	21	4	0	1	.398	.627
	Norfolk-5	.331	62	242	35	80	14	3	11	40	0	1	1	23	2	43	8	2	8	.390	.550
	BALTIMORE	.183	25	71	7	13	3	0	3	4	1	0	0	7	0	13	1	0	3	.352	.256
	Minor Lg Totals	.296	627	2494	456	737	160	30	62	328	10	14	61	237	11	365	133	35	43	.458	.369
	BALTIMORE TOTALS	.183	25	71	7	13	3	0	3	4	1	0	0	7	0	13	1	0	3	.352	.256
	American League	.268	519	1585	235	425	83	10	35	176	7	12	37	154	5	249	48	10	37	.399	.345
	ML Totals	.268	519	1585	235	425	83	10	35	176	7	12	37	154	5	249	48	10	37	.399	.345

1- Drafted by the Red Sox in the 12th round of the 1999 First Year Player Draft

2- Traded by the Red Sox to the Twins, September 9, 2000

3- Signed by Colorado as a free agent, March 7, 2009

4- Signed by Cincinnati as a free agent, August 25, 2009

5- Signed by the Orioles as a free agent, May 17, 2012

WILD CARD

YEAR	CLUB	AVG	G	AB	R	H	2B	3B	HR	RBI	SH	SF	HBP	BB	IBB	SO	SB	CS	GDP	SLG	OBP
2012	BAL vs. TEX	---	1	0	1	0	0	0	0	0	0	0	0	0	0	0	0	0	0	---	---
Totals		---	1	0	1	0	0	0	0	0	0	0	0	0	0	0	0	0	0	---	---

DIVISION SERIES

YEAR	CLUB	AVG	G	AB	R	H	2B	3B	HR	RBI	SH	SF	HBP	BB	IBB	SO	SB	CS	GDP	SLG	OBP
2003	MIN vs. NYY	.000	1	1	0	0	0	0	0	0	0	0	0	0	0	1	0	0	0	.000	.000
2004	MIN vs. NYY	.273	3	11	1	3	1	0	0	2	0	0	2	0	0	2	1	1	0	.364	.385
2006	MIN vs. OAK	---	1	0	0	0	0	0	0	0	0	0	0	0	0	0	0	0	0	---	---
2012	BAL vs. NYY	.375	3	8	1	3	1	0	0	1	0	0	0	0	0	0	0	0	0	.500	.375
Totals		.300	8	20	2	6	2	0	0	3	0	0	2	0	0	3	1	1	0	.400	.364

FIELDING

OF	PCT	G	PO	A	E	DP
2003	.923	25	35	1	3	1
2004	.986	126	268	7	4	0
2005	.972	95	198	9	6	1
2006	.986	92	132	4	2	2
2007	.984	49	59	1	1	1
2012	1.000	18	27	2	0	0
Totals	.979	405	719	24	16	5



Invitee

KEVIN

75GAUSMAN

Kevin John Gausman

BATS
LEFT

THROWS
RIGHT

HEIGHT
6'3"

WEIGHT
190

Born: January 6, 1991

2013 Opening Day Age: 22

Birthplace/Resides: Born and resides in Centennial, CO

Contract Status: Signed through 2013

Major League Service: None

Acquired: Selected by the Orioles in the 1st round (4th overall) of the 2012 First Year Player Draft



RHP

2012 HIGHLIGHTS

- Signed in July and made his pro debut with Class-A Aberdeen, tossing 6.0 scoreless innings over two outings (H, 5K)
- Made three starts for Class-A Frederick (0-1, 6.00 ERA, 9.0IP, 10H, 6ER, BB, 8K)
- Held right-handed hitters to a .160/.192/.320 line in 25 at-bats against with the Keys
- Tossed 3.0 scoreless in his start in Game 3 of 1st Round of the Eastern League Playoffs, September 7 vs. Akron (2H, 5K)
- Enters 2013 as the Orioles #2 ranked prospect by *Baseball America*

AMATEUR CAREER

2012: Went 11-1 with a 2.72 ERA (115.2IP, 35ER), 128 strikeouts, 27 walks and two complete games in 16 starts for LSU... Named 2012 First-Team All-American (Collegiate Baseball, Perfect Game, ABCA); Second-Team All-American (*Baseball America*, NCBWA); First-Team All-SEC; ABCA First-Team All-South Region; Louisiana Pitcher of the Year; and NCAA Baton Rouge Regional All-Tournament Team.

2011: Was 5-6 with a 3.51 ERA and 86 strikeouts in 89.2 innings...Named 2011 SEC Freshman of the Week (May 16, 2011 and May 2, 2011)

Was originally selected by the Los Angeles Dodgers in the sixth round of the 2010 First Year Player Draft after being named a two-time All-State selection, two-time Perfect Game High School All-American, 2009 Under Armour All-American, 2009 AFLAC All-American and gold medal winner with the USA Baseball Junior National Team.

PERSONAL/MISCELLANEOUS

Selected by the Orioles in the 1st round of the 2012 First Year Player Draft out of Louisiana State University, the third Orioles' 1st round pick out of LSU (Mike Fontenot; 19th in 2001 and Ben McDonald 1st in 1989)...Signed by scout Dave Jennings... Graduated from Grandview HS (Centennial, CO)...Also drafted by the LA Dodgers in the 6th round of the 2010 First Year Player Draft, but did not sign.

YEAR	CLUB	W	L	ERA	G	GS	CG	SHO	SV	IP	H	R	ER	HR	HB	BB	IBB	SO	WP	BK
2012	Aberdeen-1	0	0	0.00	2	2	0	0	0	6.0	1	0	0	0	0	0	0	5	0	0
	Frederick	0	1	6.00	3	3	0	0	0	9.0	10	6	6	3	0	1	0	8	0	1
	Minor Lg. Totals	0	1	3.60	5	5	0	0	0	15.0	11	6	6	3	0	1	0	13	0	1

1- Selected by the Orioles in the 1st round (#4 overall) of the 2012 First Year Player Draft

BIRDS BIGGEST DEAL

In November-December, 1954, the Orioles and New York Yankees engineered a 17-player deal, one of the biggest in baseball history. General Manager Paul Richards sent the following players to New York: pitchers Mike Blyzka, Don Larsen and Bob Turley; catcher Darrell Johnson, first baseman Dick Kryhoski, shortstop Billy Hunter and outfielders Ted del Guercio and Jim Fridley. The Orioles acquired pitchers Harry Byrd, Jim McDonald and Bill Miller; catchers Hal Smith and Gus Triandos; second baseman Don Leppert, third baseman Kal Segrist, shortstop Willie Miranda and outfielder Gene Woodling.

Invitee

**JOSE
GIL74**

Jose Javier Gil

**BATS
RIGHT****THROWS
RIGHT****HEIGHT
6'0"****WEIGHT
205****Born:** September 4, 1986**2013 Opening Day Age:** 26**Birthplace/Resides:** Born and resides in Barcelona, Venezuela**Contract Status:** Signed through 2013**Major League Service:** None**Acquired:** December 5, 2012; signed by the Orioles as a minor league free agent**2012 HIGHLIGHTS**

- Played 73 of his 74 games for Double-A Trenton, batting .214/.284/.335 in 284 PA at Double-A
- Batted .290/.348/.371 in 62 at-bats vs. LHP in the Eastern League
- Collected season-high three hits on three occasions, including a 4-RBI game on June 13
- After the season, played in 34 games for Caribes de Anzoategui of the Venezuelan Winter League, batting .308/.354/.400 in 120 at-bats

PRO CAREER

2011: Appeared in six games with Triple-A Scranton/Wilkes-Barre, but played the majority of the year with Double-A Trenton, hitting .253 (63-249) with 17 doubles, 6HR and 35RBI in 73 games with the Thunder...Following the season, played in 32 games with the Caribes de Anzoategui of the Venezuelan Winter League and batted .272 (22-81) with 8 doubles, 1 triple, 1HR and 10RBI.

2010: Combined to hit .247 (61-for-247) with 10 doubles, 10HR and 44RBI in 71 games with Single-A Tampa and Double-A Trenton...Played the final 40 games of the season with Tampa where he batted .255 (36-141) with 5HR and 19RBI...Appeared in two postseason games with the Tampa Yankees and went 4-for-8, including a triple and 3RBI...Following the season, appeared in 25 games with the Caribes de Anzoategui of the Venezuelan Winter League and hit .247 (19-77) with 6 doubles, 2HR and 12RBI.

2009: Batted .205 with six doubles, 2HR and 12RBI in 41 combined games with Double-A Trenton and Single-A Tampa...Combined to catch 35.4% of potential base stealers (17-48).

2008: Batted .243 with 17 doubles, a HR and 25RBI in 73 games with Single-A Tampa, matching his career high in doubles...Caught 39.7 percent of potential basestealers (25-63).

2007: Combined to hit .234 with 40R, 21 doubles, 12HR and 50RBI in 100 games with Single-A Charleston and short-season Single-A Staten Island...Caught 33.7 percent of potential base stealers (29-86), third-best caught stealing rate in the New York-Penn League.

2006: Combined to bat .229 with 2HR and 21RBI in 56 games with Single-A Charleston and Staten Island.

2005: Batted .279 with 11 doubles, one home run and 20RBI in 41 games with the Gulf Coast Yankees...Batted .301 (22-73) in 22 road games and posted a .294 (15-51) average with RISP...Helped lead the Yankees to the GCL Championship.

PERSONAL/MISCELLANEOUS

Originally signed by the Yankees as a non-drafted free agent, July 2, 2003.

YEAR	CLUB	AVG	G	AB	R	H	2B	3B	HR	RBI	SH	SF	HBP	BB	IBB	SO	SB	CS	GDP	SLG	OBP
2004	DSL Yankees-1	.223	45	148	10	33	10	0	0	17	1	1	0	14	0	22	1	0	3	.291	.288
2005	GCL Yankees	.279	41	140	21	39	11	0	1	20	0	2	1	19	0	18	1	1	3	.379	.364
2006	Charleston	.189	22	74	5	14	1	0	0	6	0	1	1	4	0	15	0	0	2	.203	.238
	Staten Island	.257	34	105	10	27	4	0	2	15	1	1	0	17	2	16	0	0	3	.352	.358
2007	Charleston	.221	42	136	14	30	4	0	5	13	1	1	0	10	0	32	0	1	5	.360	.272
	Staten Island	.242	58	198	26	48	17	0	7	37	6	2	3	12	0	41	4	3	8	.434	.293
2008	Tampa	.240	73	246	17	59	17	0	1	25	4	2	4	14	2	41	8	4	10	.321	.289
2009	Trenton	.194	12	36	2	7	2	0	2	4	1	0	0	0	0	7	0	0	2	.417	.194
	Tampa	.208	29	96	10	20	4	0	0	8	3	0	0	5	0	24	0	0	3	.250	.248
2010	Trenton	.236	31	106	19	25	6	1	5	25	1	1	2	9	0	23	0	0	4	.453	.305
	Tampa	.255	40	141	17	36	4	0	5	19	1	1	2	11	1	31	4	0	4	.390	.316
2011	Scranton/Wilkes-Barre	.250	6	16	2	4	1	0	0	0	1	0	0	0	0	4	0	0	0	.313	.250
	Trenton	.253	73	249	30	63	17	0	6	35	2	3	3	33	0	40	2	1	8	.394	.344
2012	Trenton	.214	73	248	29	53	12	0	6	32	6	4	3	23	0	48	6	2	3	.335	.284
	Scranton/Wilkes-Barre	.200	1	5	0	1	0	0	0	0	0	0	0	0	0	0	0	0	0	.200	.200
Minor Lg. Totals		.236	580	1944	212	459	110	1	40	256	28	19	19	171	5	362	26	12	58	.355	.301



MIGUEL 50 GONZALEZ

Miguel Angel Gonzalez

BATS	THROWS	HEIGHT	WEIGHT
RIGHT	RIGHT	6'1"	170

Born: May 27, 1984

2013 Opening Day Age: 28

Birthplace/Resides: Born in Guadalajara, Mexico...

Resides in Pacoima, CA

Contract Status: Signed through 2013

Major League Service: 1 year, 107 days

Acquired: February 28, 2012; signed by the Orioles as a minor league free agent



RHP

GAME HIGHS & STREAKS

LONGEST OUTING: 8.0 innings, August 10, 2012 vs. Kansas City...**STRIKEOUT HIGH:** 9, August 3, 2012 at New York Yankees...**WALK HIGH:** 5, twice, most recently September 12, 2012 vs. Tampa Bay...**HR ALLOWED:** 3, July 30, 2012 at New York Yankees...**WINNING STREAK:** 4 games, September 21, 2012-current...**LOSING STREAK:** 1 game, four times, most recently, September 5, 2012 at Toronto.

2012 HIGHLIGHTS

- Had contract selected from Norfolk May 29 and was optioned back to Norfolk June 9...Was recalled on July 1 for the second time and remained with the club through the end of the season
- Made his MLB debut May 29 @TOR and struck out the first batter he faced (J.P. Arencibia)
- Notched first major league win in his first MLB start July 6 @LAA (7.0IP, 3H, 1ER)
- Made 10 Quality Starts in 15 starts
- Worked seven or more innings five times and eight innings once
- Won road starts @LAA, BOS, NYY (2x), TB and CLE
- Beat the Yankees in New York July 30 and August 31 to become the first Orioles rookie starter to beat the Yankees twice on their own field within a span of 33 days since the Orioles' Tom Phoebus did so on July 17 and August 16 of 1967
- Phoebus and Gonzalez are also the only Orioles rookies to earn a pair of road wins over the Yankees in the same season
- Allowed nine home runs in his first five starts, but just four in his last 10 starts
- In five August starts, was 3-1 with a 1.91 ERA (33.0IP, 7ER) and his ERA in August was 3rd-best in the AL behind Felix Hernandez and Bartolo Colon (it was the 6th-best in all of baseball)
- Allowed a home run to the leadoff batter in each of his first two home starts (Austin Jackson July 15 and Desmond Jennings July 25) to become the first pitcher in Orioles history to allow a leadoff homer in each of his first two home starts in the major leagues
- Allowed a third leadoff homer on September 12 (B.J. Upton) and allowed a homer to the second batter of his July 20 start (Asdrubal Cabrera)
- Threw a career-high 114 pitches July 20 @CLE, including 79 strikes...The 79 strikes tied Chris Tillman (July 4 and 21) for the most strikes by a starter this year
- Appeared in 14 games (six starts) for Triple-A Norfolk, going 3-2 with a 1.61 ERA (44.2IP, 8ER)
- Was named Orioles Minor League Pitcher of the Month for May as he was 2-1 with a 2.20 ERA (16.1IP, 4ER) in six appearances (two starts) for the Tides
- In six starts for the Tides, went 2-2 with a 1.98 ERA (6ER, 27.1IP) and in eight relief outings, he went 1-0 with a save and a 1.04 ERA (2ER, 17.1IP) while holding opponents to a .143 batting average
- Started Game 3 of the ALDS @NYY (7.0IP, 5H, ER, 8K) but did not receive a decision

SELECT COMPANY

When Miguel Gonzalez beat the Yankees in Game 3 of the 2012 Division Series at Yankee Stadium, he became the fifth pitcher to work seven or more innings and allow one run or fewer, one walk or fewer and strike out eight or more in a postseason game in the Bronx. The others:

Cliff Lee	10/18/10 (ALCS G3)
Cliff Lee	10/28/09 (WS1)
Curt Schilling	10/31/01 (WS4)
Burt Hooton	10/12/77 (WS2)
Don Newcombe	10/5/49 (WS1)

FRONT
OFFICE

ORIOLES
REACH

MANAGER &
COACHES

MIGUEL
GONZALEZ

2013
IN REVIEW

OPPONENTS

MINOR
LEAGUES

RECORDS &
HISTORY

ORIOLE PARK

MEDIA



GONZALEZ

PRO CAREER

2011: Pitched at three levels in the Boston system, combining to go 0-7 with a 5.40 ERA (56.2IP, 34ER) and 54 strikeouts in 18 games (9 GS).

2010: Pitched for High-A Salem in his first action since 2007...Went 4-0 with a 1.51 ERA (35.2IP, 6ER) over 7 starts, July 17-August 26...Named Carolina League Pitcher of the Week, August 2-8 (Win, 3H, 1UER, 9K on August 3 at Frederick)...Went 3-2 with a 4.22 ERA (64.0IP, 30ER) over 14 winter ball appearances (11 GS) for Mazatlan of the Mexican Pacific League.

2009: Spent the entire year on the Red Sox Major League roster after being selected from the Angels in the Rule 5 Draft...Did not play due to injury.

2008: Did not pitch in the Angels system due to injury...Went 4-1 with a 1.52 ERA (41.1IP, 7ER) in 11 appearances (8 GS) for Mazatlan of the Mexican Pacific League.

2007: Pitched for the Angels Double-A Arkansas club and finished 2nd in the Texas League with a 3.38 ERA (130.2IP, 49ER)...Selected to the circuit's post-season All-Star Team...Named Texas League Pitcher of the Week, July 9-15...Made 14 appearances for Mazatlan of the Mexican Pacific League, posting a 2.63 ERA (13.2IP, 4ER) and not recording a decision.

2006: Compiled a 1-2 record with 5 saves (6 chances) and a career-best 3.16 ERA (79.2IP, 28ER) in 45 relief outings between Single-A Rancho Cucamonga and Double-A Arkansas...Allowed one run in his final 10 contests with the Quakes (20.2 IP) to earn a May 17 promotion to Arkansas...Went 2-1 with a 4.32 ERA (33.1IP, 16ER) in 16 games (2 GS) for Mazatlan in the Mexican Winter League.

2005: Made his pro debut with stops at 3 levels in the Angels' farm system: Rookie-level Arizona League, Single-A Cedar Rapids and Rancho Cucamonga...Combined to go 3-5 with a 3.93 ERA (52.2IP, 23ER)...Spent most of the year with Cedar Rapids, converting 8 of 12 save tries.

PERSONAL/MISCELLANEOUS

Originally signed by the Angels as a non-drafted free agent, December 13, 2004...Married, wife's name is Lucia.

YEAR	CLUB	W	L	ERA	G	GS	CG	SHO	SV	IP	H	R	ER	HR	HB	BB	IBB	SO	WP	BK
2005	AZL Angels	1	0	0.00	3	0	0	0	0	4.0	0	0	0	0	0	0	0	7	0	0
	Rancho Cucamonga-1	0	0	0.00	2	0	0	0	0	4.2	0	0	0	0	0	2	0	3	0	0
	Cedar Rapids	2	5	4.70	28	0	0	0	8	44.0	47	30	23	4	4	8	3	42	6	0
2006	Rancho Cucamonga	1	0	1.71	14	0	0	0	1	26.1	17	5	5	2	1	2	0	24	0	0
	Arkansas	0	2	3.88	31	0	0	0	4	53.1	41	23	23	8	0	17	0	38	0	0
2007	Arkansas	8	4	3.37	30	19	1	1	1	130.2	128	53	49	13	12	42	1	81	3	2
2008	Injured	0	0	0.00	0	0	0	0	0	0.0	0	0	0	0	0	0	0	0	0	0
2009	Injured-2	0	0	0.00	0	0	0	0	0	0.0	0	0	0	0	0	0	0	0	0	0
2010	Salem	6	4	4.54	17	16	0	0	0	73.1	82	42	37	5	8	18	0	47	8	0
2011	Salem	0	1	1.80	2	2	0	0	0	5.0	5	1	1	0	1	2	0	4	0	0
	Portland	0	5	6.17	15	6	0	0	0	46.2	55	41	32	4	7	19	0	45	3	1
	Pawtucket	0	1	1.80	1	1	0	0	0	5.0	2	1	1	1	0	2	0	5	0	0
2012	Norfolk-3	3	2	1.61	14	6	0	0	1	44.2	22	12	8	1	0	10	0	53	1	0
	BALTIMORE	9	4	3.25	18	15	0	0	0	105.1	92	38	38	13	5	35	2	77	3	2
Minor Lg. Totals		21	24	3.68	157	50	1	1	15	437.2	399	208	179	38	33	122	4	349	21	3
BALTIMORE TOTALS		9	4	3.25	18	15	0	0	0	105.1	92	38	38	13	5	35	2	77	3	2
American League		9	4	3.25	18	15	0	0	0	105.1	92	38	38	13	5	35	2	77	3	2
ML Totals		9	4	3.25	18	15	0	0	0	105.1	92	38	38	13	5	35	2	77	3	2

1- Signed by the Angels as an undrafted free agent, December 13, 2004

2- Selected by the Red Sox in the Rule 5 Draft, December 11, 2008

3-Signed by the Orioles as a minor league free agent, February 28, 2012

DIVISION SERIES

YEAR	CLUB	W	L	ERA	G	GS	CG	SHO	SV	IP	H	R	ER	HR	HB	BB	IBB	SO	WP	BK
2012	BAL vs. NYY	0	0	1.29	1	1	0	0	0	7.0	5	1	1	0	0	0	0	8	0	0
Totals		0	0	1.29	1	1	0	0	0	7.0	5	1	1	0	0	0	0	8	0	0

FIELDING

P	PCT	G	PO	A	E	DP
2012	1.000	18	3	7	0	1
Totals	1.000	18	3	7	0	1

FRONT
OFFICE

ORIOLES
REACH

MANAGER &
COACHES

MIGUEL
GONZALEZ

2013
IN REVIEW

OPPONENTS

MINOR
LEAGUES

RECORDS &
HISTORY

ORIOLE PARK

MEDIA



JASON 39HAMMEL

Jason Aaron Hammel

BATS	THROWS	HEIGHT	WEIGHT
RIGHT	RIGHT	6'6"	225

Born: September 2, 1982

2013 Opening Day Age: 30

Birthplace/Resides: Born in Greenville, SC...Resides in Rehoboth, MA

Contract Status: Signed through 2013

M.L. Service: 5 years, 153 days

Acquired: February 6, 2012; from Colorado with RHP Matt Lindstrom in exchange for RHP Jeremy Guthrie



RHP

GAME HIGHS & STREAKS

LONGEST OUTING: 9.0 innings, June 16, 2012 at Atlanta...**LOW-HITTER:** 1, June 16, 2012 at Atlanta...**LONGEST RELIEF OUTING:** 6.2 innings, June 13, 2007 vs. San Diego...**STRIKEOUT HIGH:** 10, three times, most recently June 22, 2012 vs. Washington...**WALK HIGH:** 5, three times, most recently June 10, 2012 vs. Philadelphia...**HR ALLOWED:** 4, May 30, 2012 at Toronto...**WINNING STREAK:** 6 games, May 27-July 10, 2010...**LOSING STREAK:** 6 games, April 11-October 1, 2006

2012 HIGHLIGHTS

- Made 20 starts for O's in his first season in Baltimore after being acquired in the off-season...Was his fourth straight season making 20+ starts
- Was a finalist for the MLB Fan Vote for the last All-Star spot in the AL, but did not win
- Went 5.0IP or more in 17 of his 20 starts, including nine Quality Starts
- In his Orioles debut, 4/8 vs. MIN, carried a no-hitter into the 8th inning before allowing consecutive doubles to Justin Morneau and Josh Willingham to lead off the 8th...According to Elias, the last pitcher to throw 7.0 hitless innings in a team debut was Hideo Nomo's no-hitter for Boston in 2001 (vs. BAL)
- Allowed two or fewer runs in each of his first six starts, joining Jay Tibbs (5/24-6/21/89) and Jim Palmer (4/7-5/4/77) as the only pitchers in O's history to start a season with six starts of two or fewer runs allowed
- In a span of two starts, 6/16-22, went 17 consecutive innings without allowing an earned run...According to Elias, it was the first time an O's starter had consecutive starts of 8.0 innings or more without allowing an earned run in a single season since Scott Erickson did it in 1997
- Pitched the 33rd one-hitter in franchise history, 6/16 @ATL...Only hit came with two outs in the seventh on a single by Jason Heyward
- Outing marked the first time an Oriole pitcher had allowed just one hit in a shutout since Mike Mussina, 8/1/00 vs. MIN
- The club's last one-hitter came 9/28/06, when Daniel Cabrera came within two outs of a no-hitter @NYY
- Since the Braves moved south in 1966, Hammel is the first pitcher to throw a CG one-hitter @ATL (there have been three no-hitters)
- Picked up his 7th win, 6/16 and Wei-Yin Chen added his 7th, 6/17...It marked the first time since 1999 the O's had two pitchers with at least 7 wins by 6/17 (Mike Mussina-8, Sidney Ponson-7)
- Placed on the DL, 7/15, and had right knee surgery...Made two more starts the rest of the season (9/6 & 11)
- Struck out career-high tying 10, twice, 4/19 @CWS & 6/22 vs. WAS...Posted the best K/9 rate of his career (8.6)
- In 4 starts vs. the NL, went 3-0 with a 2.54 ERA (28.1IP, 8ER)...In 14 career Interleague starts, is 8-3 with a 3.86 ERA (88.2IP, 38ER) and six Quality Starts
- Posted a 1.62 ERA (61.0IP, 11ER) in 10 starts on five or more days of rest and a 5.37 ERA (57.0IP, 34ER) on four days of rest
- Made 2 starts in ALDS vs. NYY (G1 & 5), going 0-1 with a 3.18 ERA (11.1IP, 4ER), 6BB and 11K

PRO CAREER

2011: Tossed at least 170.0 innings for his third straight season...the 170.1 innings this season came in 27 starts for the Rockies...Hammel has 87 starts over the last three seasons as a member of the Rockies...The .270 (175-for-658) opponent batting average this season is his career-low, topping the .272 average he allowed in 2008 with Tampa Bay...despite the low average, his .342 OBP and .435 SLG against were both the highest since 2008...With a 7-13 record overall, he set a career-high for losses and his seven wins were the fewest in his Rockies career...Began the season making 25 consecutive starts before being moved to the bullpen in the middle of August...Hammel would finish the season making two starts in seven appearances over the final month and a half of the 2011 season...Was supported by just 13 runs in the month of May, leading to his 0-4 record in the six starts he made...he lasted at least 6.0 innings in all but one of his starts in the month and struckout at least five in three

FRONT
OFFICE

ORIOLES
REACH

MANAGER &
COACHES

JASON
HAMMEL

2013
IN REVIEW

OPPONENTS

MINOR
LEAGUES

RECORDS &
HISTORY

ORIOLE PARK

MEDIA



HAMMEL

of his six starts in May...Had his best month in September and was arguably one of the Rockies best pitchers in the month when he allowed just five runs, four earned over 20.0 innings and held hitters to a .174 average...Tossed his 14th quality start of the season in his final start, 9/24 at HOU, when he allowed two runs over 7.0 innings in the no-decision...Has 43 quality outings in his 87 starts as a member of the Rockies...Is the only Rockies to have at least 14 quality starts in each of the last three seasons...Tossed at least 6.0 innings in 18 of his 27 starts this season, adding to his career total of 55 outings of at least 6.0 innings in his 87 starts in Purple Pinstripes...In his three seasons as a Rockie, Hammel is 21-13 with a 3.26 ERA (367.1 IP, 133 ER) in the 55 outings where he has pitched at least 6.0 innings...Went 5-8 with a 4.23 (110.2 IP, 52 ER) in 18 pre-ASG starts...the 18 starts prior to the All-Star break mark a career-high for Hammel...Earned a save on 9/11 vs. CIN by tossing 4.0 innings and allowing just one run on two hits and striking out four...was his third career save and his first since 9/28/08 at DET as a member of Tampa Bay.

2010: Followed up his breakout 2009 season by winning 10 games for the second time in his career...went 10-9 with a 4.81 ERA (177.2 IP, 95 ER), 47 walks and 141 strikeouts...his 177.2 innings pitched set a new career-high, exactly one inning more than his 176.2 innings he had in 2009...also set a new career-high with his 141 strikeouts...averaged a career-high 7.1 strikeouts per 9.0 innings pitched in 2010...the 18 home runs he surrendered in 2010 are also a new career-high, one more than his 17 allowed in 2009...made four starts in April before being placed on the 15-day DL with a strained right groin...went 0-2, 9.16 (18.2 IP, 19 ER) in those four starts...the Rockies were 0-4 in his four starts...after being reinstated from the DL, 5/15, Hammel went 10-7, 4.30 (159.0 IP, 76 ER) in his 26 starts over the remainder of the season...his 128 strikeouts since his return were second on the Rockies to only Jimenez' 165...his 159.0 innings and 10 wins were also second to Jimenez...went 4-0, 1.83 (39.1 IP, 8 ER) in six starts during the month of June...the 4 wins and 1.83 ERA were by far his best for any single month in 2010...went 7-3, 4.08 (90.1 IP, 41 ER) in 15 starts prior to the All-Star break...following the break, he went 3-6, 5.56 (87.1 IP, 54 ER) in 15 starts...had a career-high 28.1-inning scoreless streak from 6/1-24...the streak was the third longest in the National League in 2010, and the second-longest by a Rockies starting pitcher in franchise history (Jimenez 33.0 innings, 5/15-6/6/10)...the streak spanned a total of five starts (Rockies went 4-1)...had a career-high 6-game win-streak ended with a loss 7/16 at CIN...the streak dated back to his win 5/27 vs. Arizona...had three no-decisions over the stretch and had a 2.17 ERA (58.0 IP, 14 ER) while walking 15 and striking out 46...the Rockies went 8-1 over his winning-streak...set a career-high with 10 strikeouts 7/16 at CIN...despite getting the loss he bettered his previous high by two strikeouts...tied his career-high at the time (5/27 vs. ARI and 7/4 vs. SF) and set his career-high for strikeouts.

2009: In first season with Rockies, Hammel ranked fourth on the club in innings pitched (176.2) and third in strikeouts (133)...his 3.17 strikeouts per walk ratio was the best mark on the club...issued team-low (among starters) 2.14 walks per 9.0 innings pitched...Rox won 17 of his 25 starts after 5/24, including his career-long 5-game winning streak from 5/24-6/26...went 7-5, 3.13 in 18 games/15 starts on the road; his road ERA was the ninth-lowest mark in the NL...struggled at home to begin the season, but his Coors numbers got better as the season went on; Rox won 10 of his final 12 starts at Coors Field...went 3-0 in 3 Interleague starts (at DET, vs. SEA, at OAK)...allowed 10.34 hits per 9.0 innings pitched, the fifth-highest mark in the NL...logged an opponent batting average of .228 (34-for-149) in September...allowed 58 of his 90 runs (64.4 pct.) from innings 1-3 as a starter; only 32 runs scored off Hammel from innings 4 through the end of the game...allowed the most unearned runs on the Rox staff in '09...averaged just 88.1 pitches per start, including 15.6 pitches per inning, the second-best mark by a starter on the club (Marquis-15.0 pitches per inning)...competed for the Rays final rotation spot during 2009 Spring Training; went 0-1, 3.96 (25.0 ip, 11 er) with 18 strikeouts in 7 games/4 starts during Grapefruit League play...was acquired by the Rockies from the Rays in exchange for Minor League right-handed pitcher Aneury Rodriguez on 4/5 (day before Opening Day)...made Rox debut 4/11 vs. PHI with 2.2 ip...pitched 2.0-plus innings in each of his first 3 outings with the Rox, all as a reliever (6.2 ip, 2 er)...started in place of LHP Franklin Morales (15-day DL; left shoulder strain) on 4/27 vs. SD; was spotted a 6-4 lead but took a no-decision in his first Rox start...was winless in his first 5 starts (4/27-5/19), going 0-3, 5.11 (24.2 ip, 14 er); 3 of those starts were at Coors Field...earned his first victory in a Rockies uniform by allowing just one run in 6.0 innings 5/24 at DET...took a no-decision in his next start, 5/30 vs. SD, but won his next 3 consecutive starting assignments (6/4-14); Hammel earned the first and last wins of the Rockies' club-record tying 11-game win streak from 6/4-14...earned his fourth straight win in a rain shortened start 6/14 vs. SEA...finished 4-0, 3.41 ERA in June, the only NL pitcher to have at least 4 wins with no losses in that month...had a personal 5-decision winning streak from 5/24-6/26; during the streak had a 3.92 ERA (41.1 IP, 18 ER) with 31 strikeouts and just 10 walks...his win streak ended the same day he tossed his first career complete game, 7/1 at LAD (8.0 IP)...that start came a day after Jason Marquis tossed a complete game at LAD; Hammel and Jason Marquis became the first Rox teammates to toss back-to-back complete games since Jeff Francis (7/24/06 vs. STL) and Jason Jennings (7/25/06 vs. STL) did so in 2006...Hammel and Marquis needed a combined total of 189 pitches for their complete games (Hammel-103; Marquis-86)...went winless in July (6 starts), posting a 5.76 ERA (highest mark for any month in '09)...tossed his first quality start at Coors Field (9th start at home) on 7/24 vs. SF...snapped a 6-start winless streak 8/4 at PHI as the Rox won their only game of the series; tied career-high with 8 K's in 7.1 innings 9/9 vs. CIN...earned 10th win of the season in his last start on 9/30 vs. MIL...made fourth relief appearance of season 10/4 at LAD, tossing 2.0 scoreless frames...tossed at least 6.0 innings in five of his last six starts...allowed three earned or less 10 of his last 12 starts...Made his postseason debut with the Rockies in the 2009 NLDS vs. PHI...started Game three at Coors Field (was scheduled to face Pedro Martinez the day before, but the game was postponed due to snow)...Hammel allowed four runs in 3.2 innings but did not factor in the decision.

2008: Spent first full season in the Majors at age 25...opened the year as the No. 5 man in the Rays rotation and made 5 starts in April, but moved to the bullpen for the rest of the season with Scott Kazmir's return from the DL on 5/4...made 3 consecutive quality starts from 4/12-23...9 of his 35 relief outings lasted 2.0 innings or longer, including four 3.0-inning appearances...

FRONT
OFFICE

ORIOLES
REACH

MANAGER &
COACHES

JASON
HAMMEL

2013
IN REVIEW

OPPONENTS

MINOR
LEAGUES

RECORDS &
HISTORY

ORIOLE PARK

MEDIA



defeated Toronto 4/23 at the Disney Sports Complex in Orlando; marked the first time in his career he won two straight starts, two straight apps or two straight decisions; while he had allowed just one home run in 19.0 innings entering the game, all 3 runs scored on home runs...Rays improved to 4-0 all-time in games vs. TOR started by Hammel...earned first career save 9/10 at BOS; was 8th pitcher used by the Rays in the game...recorded his second save on the season's final day, 9/28 at DET; worked a perfect 11th with a strikeout...was the eighth Rays pitcher in the game...on 9/4 vs. NYY, allowed five runs in the 9th inning, including back-to-back homers by Derek Jeter and Alex Rodriguez; it was Rodriguez's 550th career homer and his 205th as a Yankee, passing Jeter (204) and tying Dave Winfield and Jason Giambi (205) for 10th place on the club's all-time list...was not included on the Rays postseason rosters in 2008, when Tampa Bay advanced to the World Series.

2007: Rookie was recalled from Triple-A Durham on 6/11 and joined the Rays rotation in July where he remained the rest of the season, making 13 starts...pitched a combined 161.1 innings between the Rays and Durham...led the Major League staff with 33.0 innings pitched in September; was 2-1 for the month in 6 starts with a 4.09 ERA (33.0IP, 15ER)...Rays were 5-2 in his final seven starts...was winless in his first 18 Major League starts (was 0-6 in 9 starts in 2006 and 0-4 in nine starts in 2007), the longest such stretch to start a career since Oakland's Mike Mohler was winless in all 20 of his career starts from 1993 to 1997...Beat Andy Pettitte at Yankee Stadium, 8-2, on 9/2 (his 25th birthday) for his first win as a starter; Pettitte had won 12 straight vs. TB and had a 13-1 career mark against the Rays...Earned his second win as a starter on the last day of the season when he won at TOR on 9/30...In his first appearance after recall from Durham, he threw 6.2 innings in relief vs. SD and fanned 8 batters, tying the club record for most strikeouts by a reliever...In his second appearance he worked 2.1 perfect innings and earned his first MLB win at Arizona on 6/18; also doubled off Livan Hernandez in his first plate appearance and drove in a run.

2006: Made two tours with the Rays in 2006...was recalled in April when LHP Mark Hendrickson went on the disabled list and was 0-1 (10.80 ERA) in 2 starts...was recalled again on 8/23, when RHP Jae Seo was placed on the DL, and went 0-5 (7.07)...tossed 6.0 innings 9/6 vs. MIN, left trailing 1-0, but the Rays rallied for a 4-2 win snapping a club record 14-game losing streak to the Twins...on 7/16 against Columbus he combined with Juan Salas for the first-ever no-hitter in Bulls Triple-A history and just the second ever at Durham Bulls Athletic Park...tossed 8.1 innings in the Bulls' 4-1 win; retired his first batter faced in the 9th before a hit batter and a pair of errors put runners on the corners...fanned 13 batters 8/16 at Toledo setting a Durham Triple-A record; was one shy of his career-high with Bakersfield in 2004...only Scranton's Cole Hamels struck out more batters (14) in a game in the International League that season.

2005: The 23-year-old was named the 2005 Rays Minor League Pitcher of the Year after combining to go 11-4 with a 3.24 ERA in 22 games at Double-A Montgomery and Triple-A Durham...his 11 wins and 124 strikeouts were both second-most among Rays minor leaguers...began the year on the disabled list, recovering from a broken right forearm suffered during the offseason...made his Double-A debut 5/11 with Montgomery upon his return from the DL...led the Biscuits in wins and complete games (3) and led all Biscuits starters in ERA and opponent average (.235)...tabbed as a Southern League midseason All-Star (did not play)...tossed 3 complete games, one of just three pitchers in the SL to accomplish the feat...the CG on 7/4 was the first of the 9-inning variety in Montgomery history...at the time of his promotion to Durham on 7/16, he ranked second in the Southern League in ERA and was tied for third in wins.

2004: Named 2004 Single-A Bakersfield Pitcher of the Year...led all Rays minor leaguers with 156 strikeouts and a 2.64 ERA combined between Single-A Charleston and Bakersfield...was the ninth-lowest ERA ever by a Rays minor leaguer.

2003: Spent the year with Charleston before his season was cut short with a broken wrist on 7/24...made 4 starts (3-0, 1.92 ERA) when he landed on the DL on 4/30 with a right elbow strain...returned 5/15...was 3-2 over his next 8 starts with a 3.86 ERA (IP-49.0, ER-21) when his season ended due to a fractured scaphoid bone in his right wrist...allowed 2 home runs 6/13 at Asheville; the first homer allowed in his professional career (97.1 innings prior without allowing a homer).

2002: Split time with Rookie Level Princeton and Single-A Hudson Valley in 2002 in his first professional season.

PERSONAL/MISCELLANEOUS

Jason A. Hammel...Jason and his wife, Elissa, were married after the 2009 season...During the 2011 season they welcomed their first child, Beckett William (9/2/11), born on Jason's birthday...They built their home in Rehoboth, MA where they also reside with their Boston Terrier, Sadie...Jason graduated from South Kitsap (WA) High School...Played baseball at Treasure Valley Community College (OR)...Elissa works for an adoption agency for kids, where Jason enjoys spending time with the children to teach them about baseball and teamwork during the offseason...Earned his associate's degree in General Studies and plans on getting a degree in Graphic Design when he is finished with baseball.



HAMMEL

YEAR	CLUB	W	L	ERA	G	GS	CG	SHO	SV	IP	H	R	ER	HR	HB	BB	IBB	SO	WP	BK
2002	Princeton-1	0	0	0.00	2	0	0	0	1	5.1	7	0	0	0	0	0	0	5	0	0
	Hudson Valley	1	5	5.23	13	10	0	0	1	51.2	71	41	30	0	4	14	0	38	3	2
2003	Charleston	6	2	3.40	14	12	1	0	0	76.2	70	32	29	2	2	27	1	50	4	1
2004	Charleston	4	7	3.23	18	18	0	0	0	94.2	94	54	34	7	2	27	0	88	8	0
	Bakersfield	6	2	1.89	11	11	0	0	0	71.1	52	18	15	4	4	20	0	65	3	0
2005	Montgomery	8	2	2.66	12	12	3	0	0	81.7	70	26	24	5	2	19	0	76	2	1
	Durham	3	2	4.12	10	10	0	0	0	54.2	57	31	25	8	3	27	0	48	4	0
2006	Durham	5	9	4.23	24	24	1	0	0	127.2	133	71	60	11	7	36	0	117	5	1
	TAMPA BAY	0	6	7.77	9	9	0	0	0	44.0	61	38	38	7	1	21	0	32	3	2
2007	Durham	4	5	3.42	13	13	2	1	0	76.1	61	29	29	3	4	28	0	75	7	2
	TAMPA BAY	3	5	6.14	24	14	0	0	0	85.0	100	58	58	12	2	40	1	64	3	0
2008	TAMPA BAY	4	4	4.60	40	5	0	0	2	78.1	83	45	40	11	2	35	4	44	7	0
2009	COLORADO-2	10	8	4.33	34	30	1	0	0	176.2	203	94	85	17	9	42	6	133	4	0
2010	Colorado Springs	1	0	5.14	1	1	0	0	0	7.0	9	4	4	1	0	1	0	6	0	0
	COLORADO	10	9	4.81	30	30	0	0	0	177.2	201	97	95	18	6	47	1	141	13	2
2011	COLORADO	7	13	4.76	32	27	0	0	1	170.1	175	100	90	21	6	68	3	94	8	1
2012	Frederick-3	1	0	0.00	1	1	0	0	0	5.0	3	0	0	0	0	1	0	7	0	0
	BALTIMORE	8	6	3.43	20	20	1	1	0	118.0	104	48	45	9	2	42	2	113	3	0
	Minor Lg. Totals	39	34	3.45	119	112	7	1	2	651.2	627	306	250	41	28	200	1	575	36	7
	BALTIMORE TOTALS	8	6	3.43	20	20	1	1	0	118.0	104	48	45	9	2	42	2	113	3	0
	American League	15	21	5.01	93	48	1	1	2	325.1	348	189	181	39	7	138	7	253	16	2
	National League	27	30	4.63	96	87	1	0	1	524.2	579	291	270	56	21	157	10	368	25	3
	ML Totals	42	51	4.78	189	135	2	1	3	850.0	927	480	451	95	28	295	17	621	41	5

1- Selected by Tampa Bay in the 10th round of the 2002 First Year Player Draft

2- Acquired by Colorado in exchange for Aneury Rodriguez, April 5, 2009

3- Acquired by the Orioles with RHP Matt Lindstrom in exchange for RHP Jeremy Guthrie, February 6, 2012

DIVISION SERIES

YEAR	CLUB	W	L	ERA	G	GS	CG	SHO	SV	IP	H	R	ER	HR	HB	BB	IBB	SO	WP	BK
2009	COL vs. PHI	0	0	9.82	1	1	0	0	0	3.2	4	4	4	1	0	3	0	5	0	0
2012	BAL vs. NYY	0	1	3.18	2	2	0	0	0	11.1	8	4	4	0	0	6	2	11	0	0
	Totals	0	1	4.80	3	3	0	0	0	15.0	12	8	8	1	0	9	2	16	0	0

BATTING RECORD

	AVG	AB	R	H	2B	3B	HR	RBI	SH	SF	HBP	BB	IBB	SO	SB	CS	GIDP	SLG	OBP
Career	.123	163	7	20	4	0	1	7	25	0	0	4	0	72	0	0	2	.166	.144

FIELDING

P	PCT	G	PO	A	E	DP
2006	1.000	9	2	7	0	1
2007	.923	24	8	4	1	1
2008	1.000	40	7	5	0	0
2009	1.000	34	11	20	0	1
2010	.971	30	11	23	1	3
2011	.974	32	11	27	1	0
2012	.964	20	4	23	1	1
Totals	.976	189	54	109	4	7

DID YOU KNOW?

• O's infielder Wayne Gross became the first player in major league history to hit at least 10 homers and driver in fewer than 20 runs in a season in 1985. He hit 11 HR and drove in 18 runs. O's catcher Chris Hoiles holds the record for fewest RBI (40) for a player with 20 home runs in a season, when he did it in 1992.

• The last time a team had a right-handed and left-handed pitcher each win 20 games in a season in the American League was 1980, when RHP Steve Stone (25) and LHP Scott McGregor (20) did it for the Orioles.

• Orioles Hall of Fame pitcher Jim Palmer is the only pitcher to win a World Series game in three different decades.



J.J. 2HARDY

James Jerry Hardy

BATS	THROWS	HEIGHT	WEIGHT
RIGHT	RIGHT	6'1"	190

Born: August 19, 1982

2013 Opening Day Age: 30

Birthplace/Resides: Born in Tucson, AZ...Resides in Tempe, AZ

Contract Status: Signed through 2014

M.L. Service: 7 years, 164 days

Acquired: December 9, 2010; acquired along with INF Brendan Harris from Minnesota in exchange for minor league RHPs Jim Hoey and Brett Jacobsen...Was originally selected in the 2nd round of the 2001 First-Year Player Draft by the Milwaukee Brewers and signed by scout Brian Johnson



SS

GAME HIGHS & STREAKS

HITS: 5, May 6, 2012 at Boston...**RUNS:** 3, eight times, most recently September 11, 2012 vs. Tampa Bay...**DOUBLES:** 2, 17 times, most recently August 8, 2011 vs. Chicago (AL)...**TRIPLES:** 1, 13 times, most recently June 5, 2012 at Boston...**HR:** 2, nine times, most recently September 11, 2012 vs. Tampa Bay...**RBI:** 6, September 7, 2005 at Cincinnati...**SB:** 1, six times, most recently July 24, 2010 at Baltimore...**WALKS:** 3, twice, most recently August 3, 2009 at Los Angeles (NL)...**HITTING STREAK:** 19 games, April 19-May 8, 2007...**GRAND SLAMS:** 3, September 7, 2005 at Cincinnati off Chris Booker, May 12, 2007 at New York (NL) off Joe Smith and May 15, 2011 at Tampa Bay off Cesar Ramos...**LEADOFF HOME RUNS:** 4, June 7, 2011 vs. Oakland off Guillermo Moscoso, June 10, 2011 vs. Tampa Bay off Jeremy Hellickson, July 5, 2011 at Texas off Matt Harrison and July 28, 2011 at Toronto off Carlos Villanueva

2012 HIGHLIGHTS

- Led AL SS in G (158), putouts (244), assists (529) and fielding % (.992)...Led entire AL in assists (529) and was 2nd in AB (663) and PA (713)
- Led league in fielding % and range factor for SS for second straight season
- .992 fielding % was the highest by an Oriole since Mike Bordick (.998) in 2002
- 529 assists are most by an AL SS since Cal Ripken (531) in 1989
- Became the fourth O's SS to win a Gold Glove
- Is the only SS in MLB with at least 20 HR in each of the past two seasons
- Started at SS in every O's win this season (93-65), with the O's going 0-4 in games he did not start
- Batted second in all but eight of his games played, with the team going 89-61 with him in the 2-hole
- Had a .774 OPS and 15 of his 22 HR in 80 home games compared to .571 OPS in 78 road games
- Went 2-for-3 with a HR on his bobblehead day, 9/30 vs. BOS
- Set season-high with five RBI on four hits and collected ninth career multi-HR game (second this season), 9/11 vs. TB...Was his second 4+ hit game of the season
- Had season-high seven-game hit streak, 8/19-28 (.345/.367/.586)
- Batted .297/.366/.484 with 6BB, 3-2B, 3HR, 11R & 13RBI in 16 game stretch, 7/22-8/8
- Hit game-tying HR in the 7th, 8/7 vs. SEA
- Collected three hits and then season-high tying 3 RBI, 7/27 vs. OAK
- Snapped an 0-for-28 with a game-tying HR in the bottom of the 13th inning, 7/14 vs. DET
- Had career-high 5 hits, 3R & 2HR, 5/6 @BOS
- Reached safely in season-high 13 straight, 4/27-5/10 (.316/.344/.667)
- Batted .314/.352/.570 (7HR, 18RBI) in May (27G), leading ML SS in H (38), HR, RBI, TB (69), SLG & OPS (.922)
- Hit second of AL record three consecutive HR to start the game for O's, 5/10 vs. TEX (G1)
- Went 2-for-5 with a R and an RBI in AL Wild Card Game @TEX...Hit game-winning RBI double in the 13th inning @NYY in G4 of the ALDS to send the series to a deciding 5th game...Went 3-for-22 in 5G vs. NYY in ALDS

PRO CAREER

2011: Hit career-high 30 homers, becoming third O's shortstop to hit 30 in a season (Ripken in 1991 and Tejada 2004)...Tied his career-high with 80 RBI (also Milwaukee in 2007)...Named AL Player of the Week, August 8-14...Tied with Colorado's Troy Tulowitzki for most homers by shortstop (30) in the majors...Led AL shortstops with a .990 fielding percentage, 4.92 total chances per game, 3.2 assists per game and range factor per game (4.76)...His .491 slugging percentage led AL shortstops...From June

FRONT
OFFICE

ORIOLES
REACH

MANAGER &
COACHES

J.J.
HARDY

2013
IN REVIEW

OPPONENTS

MINOR
LEAGUES

RECORDS &
HISTORY

ORIOLE PARK

MEDIA



HARDY

1 through the end of the season, tied with Albert Pujols for the third-most homers in the majors (28) behind Mark Reynolds (30) and Dan Uggla (29)...His 57 extra-base hits were 25th in the AL and second on the club behind Mark Reynolds' 65...Drove in a run in eight straight games August 2-12, the fourth longest streak in Orioles history and longest since Tejada collected an RBI in nine straight from April 8-17, 2005...Had 16 go-ahead RBI and seven game-winning RBI...Tied his career-high with four hits August 10 against Chicago...Batted .338 over a 35-game stretch from May 21-June 30 with 10 doubles, nine homers, 20 RBI and 24 runs scored...Hit nine home runs in June, the second most by a shortstop in franchise history behind Miguel Tejada's 10 in August 2007...Hit four leadoff home runs (June 7, June 10, July 5 and July 28), the most in a season by an Oriole since Brian Roberts hit four leadoff homers in 2005...Hit in 13 straight games August 17-30, going 20-for-59 (.339)...Homered in consecutive games June 1-3...Hit home runs in his first two games batting in the leadoff spot June 7 and June 10...Hit grand slam May 15 at Tampa Bay...Hit first home run as an Oriole May 10 against Seattle...Homered in nine consecutive series, May 30-June 29...Reached base safely five times on June 10 against Tampa Bay...Had a stint on the disabled list with a strained left oblique April 10-May 9...Batted .351/.397/.509 with 2 HR and 10 RBI in 57 spring at-bats (19 games)...Signed a three-year contract extension through 2014 on July 18.

2010: Played his first season with Minnesota after being acquired from Milwaukee in exchange for outfielder Carlos Gomez in the offseason...Was the Twins' Opening Day shortstop and hit safely in his first five games...His 101 games played as a shortstop were the most for a Twins shortstop since Jason Bartlett in 2007 (138 games)...Hit his first and second home runs as a Twin in back-to-back games, April 6 and 7 at Los Angeles (AL)...Scored the game-winning run on a wild pitch in the bottom of the ninth inning, May 4 vs. Detroit, after hitting a one-out triple...Had a nine-game hit-streak, April 25-May 25, batting .324 (12-for-37) with four doubles, a triple and three RBI during the span...Placed on the 15-day disabled list in the middle of the streak (May 11) with a left wrist contusion, missing 12 games and was reinstated May 25...Was placed back on the disabled list with left wrist contusion, June 11-July 3, missing 20 games...Returned to the lineup and batted .351 (26-for-74) with five doubles, a triple, a home run, eight RBI and 12 runs scored in 23 July games...Scored seven runs in a five-game span, July 24-30 as the Twins went 5-0 and he collected eight hits, including a triple, a homer and three RBI during that span...Made five errors in a 13-game span, August 11-September 2 after committing just three errors in his first 69 games prior to that...Tied a career-high by scoring three runs, September 20 vs. Cleveland (3-for-4 in the game).

2009: Made 110 starts for the Brewers, all at shortstop...Recorded his 500th career hit, June 26 vs. San Francisco with a solo home run off Matt Cain...Posted his seventh career four-hit game, June 29 vs. New York (NL)...Batted .229 (85-for-371) with 11 home runs and 45 RBI in 102 games before being optioned to Triple-A Nashville, August 12...Acquired by the Twins from the Brewers in exchange for Carlos Gomez, November 6.

2008: Made 143 starts at shortstop for the Brewers...Was named National League Player of the Week, June 30-July 6...Posted a season-high 16-game hit-streak from June 11-July 4...Had back-to-back four-hit games, July 3 at Arizona and July 4 vs. Pittsburgh...Recorded fourth career two-homer game, July 6 vs. Pittsburgh...Set career-highs in batting average (.283), doubles (31), triples (4) and walks (52)...Became just the third player in Brewers history to hit 20-or-more home runs as a shortstop in two different seasons (Robin Yount in 1980 and '82 and Jose Hernandez in 2001-'02)...Ranked second among MLB shortstops in home runs and third in RBI.

2007: Made 145 starts for Milwaukee, all at shortstop...Recorded career-high 19-game hit-streak, batting .418 (33-for-79), April 19-May 8...hit four home runs in three games, April 19-21, including his first career two-homer game, April 21 vs. Houston...Named Brewers Player of the Month for April...Hit second career grand slam, May 12 at New York (NL) off Joe Smith...Selected to his first All-Star Game in San Francisco as a reserve infielder and entered the game defensively, drawing a walk off Seattle's J.J. Putz in his only plate appearance...Had his second career two-homer game, August 17 vs. Cincinnati...Set career-highs in runs (89), hits (164), home runs (26), RBI (80), at-bats (592) and games played (151).

2006: Made the Brewers Opening Day roster for the second consecutive season and made 29 starts, all at shortstop...Was one of five Brewers (Hall, Miller, Clark and Fielder) to homer in the fourth inning, April 22 vs. Cincinnati, marking the fifth time in Major League history that a team hit five homers in one inning...Was placed on the 15-day disabled list with a sprain of the distal deltoid ligament in his right ankle, May 16 and had season-ending surgery, undergoing a retinacular repair to stabilize the peroneal tendon in his right ankle (transferred to the 60-day disabled list, July 29).

2005: Made the Brewers' Opening Day roster for the first time in his career and spent the entire season with Milwaukee...Became the sixth Brewers player to make his Major League debut in Opening Day starting lineup...Made 104 starts, all at shortstop and his Major League debut, April 4 at Pittsburgh...Singled off Rick White for first career hit, April 4 at Pittsburgh...Hit his first career home run off Randy Wolf, June 11 at Philadelphia...Was second among NL rookies in doubles (22) and walks (44), third in RBI (50) and seventh in hits (92)...Played in the Arizona Fall League with the Peoria Javelinas

2004: Spent entire season at Triple-A Indianapolis but played in just 26 games due to a shoulder injury...Batted .277 with four home runs and 20 RBI before suffering a torn labrum in his left shoulder, May 9 at Ottawa (underwent season-ending surgery, May 28, performed by Dr. Lewis Yocum)...Ranked as the third-best prospect in the Brewers organization by *Baseball America*, entering the 2005 season.

2003: Spent entire season at Double-A Huntsville and was named to both the Southern League's midseason and postseason All-Star teams...Named the third-best minor league shortstop by SportsTicker...Played in the MLB All-Star Futures Game, July 13 at U.S. Cellular Field...Played for the USA Olympic Qualifying Team...Was ranked the third-best prospect in the Brewers organization by *Baseball America*, entering the 2004 season...

2002: Began season at Single-A High Desert, where he batted .293 with six home runs and 48 RBI in 84 games before a July 17

FRONT
OFFICEORIOLES
REACHMANAGER &
COACHESJ.J.
HARDY2013
IN REVIEW

OPPONENTS

MINOR
LEAGUESRECORDS &
HISTORY

ORIOLE PARK

MEDIA



promotion to Huntsville, where he batted .228 with one home run and 13 RBI in 38 games (combined to hit .273 with seven home runs and 61 RBI in 122 games between the two levels)...Played in the Arizona Fall League with the Maryvale Saguaro...Ranked as the sixth-best prospect in the Brewers organization by *Baseball America* entering the 2003 season.

2001: Spent his first professional season with the AZL Brewers and Ogden...Made his pro debut, July 21...Began the season in the Arizona League, batting .250 (5-for-20) with one RBI in five games...Transferred to Ogden, July 27 where he hit .248 with two home runs and 15 RBI in 35 games...Ranked 10th-best prospect in the Pioneer League by *Baseball America*...Ranked as the seventh-best prospect in the Brewers organization by *Baseball America*, entering 2002.

PERSONAL/MISCELLANEOUS

Is a 2001 graduate of Sabino (AZ) High School...was an All-State selection from 1999-2001 and an All-American selection in 2001...Was a member of the USA Junior National team that won the silver medal in Edmonton, Alberta, Canada in 2000...Played for the USA Olympic Qualifying Team in 2003...Appeared in an episode of *The Young and the Restless* in 2007 (aired on June 20, 2007).

YEAR	CLUB	AVG	G	AB	R	H	2B	3B	HR	RBI	SH	SF	HBP	BB	IBB	SO	SB	CS	GDP	SLG	OBP
2001	AZL Brewers-1	.250	5	20	6	5	2	1	0	1	1	0	0	1	0	2	0	0	0	.450	.286
	Ogden	.248	35	125	20	31	5	0	2	15	3	1	0	15	0	12	1	2	2	.336	.326
2002	High Desert	.293	84	335	53	98	19	1	6	48	3	6	1	19	0	38	9	3	3	.409	.327
	Huntsville	.228	38	145	14	33	7	0	1	13	4	2	0	9	0	19	1	2	4	.297	.269
2003	Huntsville	.279	114	416	67	116	26	0	12	62	4	4	3	58	4	54	6	4	11	.428	.368
2004	Indianapolis	.277	26	101	17	28	10	0	4	20	0	2	0	9	0	8	0	0	1	.495	.330
2005	MILWAUKEE	.247	124	372	46	92	22	1	9	50	8	2	1	44	7	48	0	0	10	.384	.327
2006	MILWAUKEE	.242	35	128	13	31	5	0	5	14	0	1	0	10	0	23	1	1	4	.398	.295
2007	MILWAUKEE	.277	151	592	89	164	30	1	26	80	4	1	1	40	1	73	2	3	13	.463	.323
2008	MILWAUKEE	.283	146	569	78	161	31	4	24	74	5	2	1	52	3	98	2	1	18	.478	.343
2009	Nashville	.254	18	71	7	18	2	0	4	12	0	0	0	3	0	9	0	0	1	.451	.284
	MILWAUKEE	.229	115	414	53	95	16	2	11	47	1	5	2	43	0	85	0	1	14	.357	.302
2010	Beloit-2	.200	3	10	0	2	0	0	0	0	0	0	1	1	0	2	0	0	0	.200	.333
	MINNESOTA	.268	101	340	44	91	19	3	6	38	3	4	0	28	1	54	1	1	8	.394	.320
2011	Norfolk	.222	3	9	2	2	0	0	0	0	0	0	0	3	0	1	0	0	0	.222	.417
	BALTIMORE-3	.269	129	527	76	142	27	0	30	80	2	5	2	31	3	92	0	0	10	.491	.310
2012	BALTIMORE	.238	158	663	85	158	30	2	22	68	7	2	3	38	4	106	0	0	21	.389	.282
Minor Lg. Totals		.270	326	1232	186	333	71	2	29	171	15	5	5	118	4	145	17	11	22	.402	.333
BALTIMORE Totals		.252	287	2075	161	300	57	2	52	148	9	7	5	69	7	198	0	0	31	.434	.294
American League		.256	388	1530	205	391	76	5	58	186	12	11	5	97	8	252	1	1	39	.425	.300
National League		.262	571	2075	279	543	104	8	75	265	18	11	5	189	11	327	5	6	59	.428	.323
ML Totals		.259	959	3605	484	934	180	13	133	451	30	22	10	286	19	579	6	7	98	.427	.314

1- Selected by Milwaukee in the 2nd round of the 2001 First Year Player Draft

2- Traded to Minnesota for OF Carlos Gomez on November 6, 2009

3- Acquired by the Orioles with minor league INF Brendan Harris from Minnesota in exchange for minor league RHPs Jim Hoey and Brett Jacobsen, December 9, 2010

WILD CARD

YEAR	CLUB	AVG	G	AB	R	H	2B	3B	HR	RBI	SH	SF	HBP	BB	IBB	SO	SB	CS	GDP	SLG	OBP
2012	BAL vs. TEX	.400	1	5	1	2	0	0	0	1	0	0	0	0	0	1	0	0	0	.400	.400
Totals		.400	1	5	1	2	0	0	0	1	0	0	0	0	0	1	0	0	0	.400	.400

DIVISION SERIES

YEAR	CLUB	AVG	G	AB	R	H	2B	3B	HR	RBI	SH	SF	HBP	BB	IBB	SO	SB	CS	GDP	SLG	OBP
2008	MIL vs. PHI	.429	4	14	2	6	1	0	0	2	0	0	0	2	0	0	0	0	0	.500	.500
2010	MIN vs. NYY	.100	3	10	0	1	1	0	0	0	0	0	0	0	0	2	0	0	0	.200	.100
2012	BAL vs. NYY	.136	5	22	0	3	2	0	0	1	0	0	0	1	0	4	0	0	1	.227	.174
Totals		.217	12	46	2	10	4	0	0	3	0	0	0	3	0	6	0	0	1	.304	.265

ALL-STAR

YEAR	CLUB	AVG	G	AB	R	H	2B	3B	HR	RBI	SH	SF	HBP	BB	IBB	SO	SB	CS	GDP	SLG	OBP
2007	NL at SF	.000	1	0	0	0	0	0	0	0	0	0	0	1	0	0	0	0	0	.000	1.000
Totals		.000	1	0	0	0	0	0	0	0	0	0	0	1	0	0	0	0	0	.000	1.000

FIELDING

SS	PCT	G	PO	A	E	DP
2005	.975	119	133	259	10	52
2006	.986	32	51	91	2	25
2007	.978	149	168	397	13	83
2008	.977	145	202	430	15	86
2009	.983	112	146	318	8	61
2010	.976	100	150	289	11	62
2011	.990	129	211	403	6	79
2012	.992	158	244	529	6	113
Totals	.983	944	1305	2716	71	561

Innotee

MARK HENDRICKSON 27



LHP

Mark Allan Hendrickson

BATS
LEFT

THROWS
LEFT

HEIGHT
6'9"

WEIGHT
240

Born: June 23, 1974

2013 Opening Day Age: 38

Birthplace/Resides: Born in Mt. Vernon, WA...Resides in York, PA

Contract Status: Signed through 2013

M.L. Service: 8 years, 86 days

Acquired: February 1, 2013; signed by the Orioles as a minor league free agent

GAME HIGHS & STREAKS

LONGEST OUTING: 9.0 innings, five times, most recently June 14, 2006 at Detroit...**LOW HITTER:** 3, April 6, 2006 at Baltimore...**LONGEST RELIEF OUTING:** 5.1 innings, July 13, 2008 at Los Angeles Dodgers...**STRIKEOUT HIGH:** 8, twice, September 16, 2006 vs. San Diego and June 14, 2006 at Detroit...**WALK HIGH:** 7, July 30, 2006 vs. Washington...**HR ALLOWED:** 4, April 25, 2009 vs. Texas...**WINNING STREAK:** 7 games, July 31-September 25, 2005...**LOSING STREAK:** 7 games, August 2-September 16, 2004

2012 HIGHLIGHTS

- Did not pitch

PRO CAREER

2011: Had two stints on the Orioles' roster: July 9-August 3 and August 28-30...Was designated for assignment on September 6 and given his unconditional release on September 14...Appeared in eight games, with his only decision being a win on July 17 against Cleveland when he worked a season-high 3.0 innings...Allowed 15 hits and six walks in 11.0 innings as opponents batted .349 against him...AL East opponents batted .375 (12-32) against him...Held LH batters to a .240 average (6-25) but RH batters hit .500 (9-18)...Appeared in 24 games for Triple-A Norfolk, going 2-4 with a 2.87 ERA (59.2IP, 19ER)...Was 1-0 with a 2.01 ERA (31.1IP, 7ER) in 12 home games at Harbor Park...Pitched to a 1.45 ERA (18.2IP, 3ER) in six May appearances...Did not allow a run in 10 of his last 13 appearances for the Tides.

2010: Made 52 appearances in his second season with the Orioles, all but one of which were relief outings...Finished 9th in the AL with 70.1 relief IP...Allowed three or more earned runs 10 times, including four earned runs in his last outing of the season on October 1 vs. DET...Did not allow an earned run in seven appearances (5.1IP) in August...Pitched to a 5.66 ERA (70.0IP, 44ER) the other five months of the season...Struck out a season-high five batters in 3.0 scoreless innings on September 3 vs. TB, tying the Orioles' season-high for a reliever...Pitched a season-high 4.1 innings (3ER) on July 18 vs. TOR...Made a spot start on May 16 vs. CLE, taking the loss after allowing three earned runs in 5.0 innings...Picked up only win of 2010 on May 13 vs. SEA after pitching 1.1 scoreless innings.

2009: Began the season in the rotation, making seven starts, before making 42 relief appearances and then returning to the rotation to make four starts to end the season...Went 4-0 with one save and a 3.44 ERA (55.0IP, 21ER) as a reliever and 2-5 with a 5.40 ERA (50.0IP, 30ER) in 11 starts...Recorded 1st career save, September 11 at NYY (3.0 scoreless IP)...Pitched a season-high 6.1 innings on October 3 vs. TOR to earn the win, breaking a four-game losing streak as a starter...Struck out a season-high six on April 20 at BOS...Did not allow an earned run in 30 of his 42 relief appearances and allowed one ER or fewer in 35 relief outings...Pitched to a 9.82 ERA (7.1IP, 8ER) in five games, July 25-August 2, but bookended that stretch with a 1.71 ERA (21.0IP, 4ER) in the 15 games before and a 2.30 ERA (15.2IP, 4ER) in his final 16 relief outings immediately after...Was 4-2 with a 5.54 ERA (50.1IP, 31ER) in 24 home games (6 starts) and 2-3 with a 3.29 ERA (54.2IP, 20ER) in 29 road games (5 starts)...Held opponents to an .083 average against (1-12) with the bases loaded.

2008: Made first career Opening Day start, March 31 vs. NYM, taking the loss...Seven wins and 133.2 IP were his most since accumulating 11 wins and 178.1 IP with TB in 2005...In 19 starts, went 7-7 with a 6.24 ERA (101.0IP, 70ER)...After suffering the loss on Opening Day, won his next 5 decisions (7 starts) and pitched to a 2.72 ERA (43.0IP, 13ER)...Had best month of his career in April, going 4-0 with a 2.56 ERA (31.2IP, 9ER)...Went 0-1 with a 3.03 ERA (32.2IP, 11ER) in 17 relief appearances...Tossed 5.1 innings of relief, July 13 @LAD...Pitched 2.0 or more innings in 7 of his 17 appearances out of the bullpen...Allowed one run in 9 August appearances (13.1IP), pitching to a 0.66 ERA...Did not allow a run in 12 of his final 14 appearances (21.1IP, 5ER)...Stranded 80% (16 of 20) of inherited runners.

2007: Appeared in a career-high 39 games (15 starts)...Went 1-1 with a 3.69 ERA as a reliever and 3-7 with a 6.13 ERA as a starter...Went 3-1 with a 2.06 ERA (52.1IP, 12ER) against the NL West...Pitched to a 1.66 ERA (21.2IP, 4ER) in five April games



(two starts)...Pitched 6.0 shutout innings, allowing 3 hits and striking out a season-high 7 batters on May 2 @ARI.

2006: Posted a 0.84 ERA (10.2IP, 1ER) in 10 relief appearances...Traded to the Dodgers on June 27...Had posted a 2.20 ERA on the road for Tampa Bay, the lowest mark in the AL...Was 8th with a .241 batting average against in the AL.

2005: Made a career-high 31 starts despite spending over two weeks on the DL with left shoulder inflammation, April 14-30...Was 2nd in the AL with 5 pick-offs (Mike Maroth, DET, 11)...Recorded the Devil Rays' only CG of the season in a 4-3 loss vs. BAL on October 1.

2004: Led the Devil Rays staff with 10 wins and became the first Tampa Bay lefty to win double digit games in a season...Led the staff in starts (30), innings pitched (183.1) and complete games (2).

2003: Made 30 starts for Toronto...Led AL rookies in starts, was 2nd in wins (9), 3rd in innings pitched (158.1) and 7th in strikeouts (76)...Pitched a 7.0 inning shutout on July 21 @NYY, the first rookie-pitched shutout at Yankee Stadium for a visiting team since LHP Arthur Rhodes did it for the Orioles on July 29, 1992...Hit his first career home run on June 21 @MTL, a solo shot off of Sun Woo Kim.

2002: Began the season with Triple-A until he was recalled on August 5...Made his ML debut on August 6 vs. SEA allowing 5 ER in 0.1 IP.

2001: Spent the season with Triple-A Syracuse of the International League...Made 5 starts to begin the season, going 1-3 with a 6.94 ERA before moving to the bullpen for 32 of his last 33 appearances.

2000: Started 18 games, going 5-3 between Class-A Dunedin and Double-A Tennessee...Pitched for Scottsdale in the Arizona Fall League, going 2-3 with a 2.67 ERA in seven starts and did not allow a run in his first four starts (16.0IP).

1999: Joined Double-A Knoxville of the Southern League and went 2-7 in 12 games (11 starts) with a 6.63 ERA.

1998: Made his pro debut with Class-A Dunedin in the Florida State League.

PERSONAL/MISCELLANEOUS

Played four seasons in the NBA with four teams, 1996-2000 (Philadelphia, Sacramento, New Jersey and Cleveland)...Was a 2nd round pick of Philadelphia 76ers in 1996 out of Washington State University...Is the 11th athlete to play in the Major Leagues and NBA...Became the 6th pitcher in ML history to be 6'9" or taller (there are now seven)...Only one pitcher in that group (Randy Johnson), has more wins...Attended WSU where he played baseball and basketball, earning All Pac-10 first team honors in hoops his junior and senior seasons...Led Mt. Vernon High School (WA) to the state championship in his senior year, going 10-1 with a 0.84 ERA and 115 strikeouts...Is involved with Olivia's House, an organization committed to supporting grieving children through grief and loss education.

YEAR	CLUB	W	L	ERA	G	GS	CG	SHO	SV	IP	H	R	ER	HR	HB	BB	IBB	SO	WP	BK
1998	Dunedin-1	4	3	2.37	16	5	0	0	1	49.1	44	16	13	2	0	26	1	38	2	0
1999	Knoxville	2	7	6.63	12	11	0	0	0	55.2	73	46	41	4	2	21	0	39	2	1
2000	Dunedin	2	2	5.61	12	12	1	0	0	51.1	63	34	32	7	0	29	0	38	1	0
	Tennessee	3	1	3.63	6	6	0	0	0	39.2	32	17	16	5	0	12	0	29	4	0
2001	Syracuse	2	9	4.66	38	6	0	0	0	73.1	80	43	38	13	3	18	1	33	2	0
2002	Syracuse	7	5	3.52	19	14	0	0	0	92.0	90	38	36	12	1	22	0	68	2	2
	TORONTO	3	0	2.45	16	4	0	0	0	36.2	25	11	10	1	2	12	3	21	0	0
2003	Syracuse	0	0	4.50	1	1	0	0	0	6.0	8	4	3	1	0	1	0	5	0	0
	Dunedin	1	0	1.59	1	1	0	0	0	5.2	5	2	1	0	1	4	0	3	0	0
	TORONTO	9	9	5.51	30	30	1	1	0	158.1	207	111	97	24	0	40	3	76	4	0
2004	TAMPA BAY-2	10	15	4.81	32	30	2	0	0	183.1	211	113	98	21	7	46	5	87	5	2
2005	TAMPA BAY	11	8	5.90	31	31	1	0	0	178.1	227	126	117	24	2	49	1	89	4	1
2006	TAMPA BAY	4	8	3.81	13	13	1	1	0	89.2	81	42	38	10	2	34	0	51	4	0
	LOS ANGELES-3	2	7	4.68	18	12	0	0	0	75.0	92	45	39	7	2	28	0	48	2	1
2007	LOS ANGELES	4	8	5.21	39	15	0	0	0	122.2	142	75	71	15	1	29	4	92	4	0
2008	FLORIDA-4	7	8	5.45	36	19	0	0	0	133.2	148	87	81	17	5	48	7	81	4	0
2009	BALTIMORE-5	6	5	4.37	53	11	0	0	0	105.0	116	59	51	16	2	33	4	61	2	1
2010	BALTIMORE	1	6	5.26	52	1	0	0	0	75.1	97	47	44	9	3	20	4	55	2	0
2011	Norfolk	2	4	2.87	24	0	0	0	0	59.2	52	22	19	9	0	16	1	29	1	0
	BALTIMORE	1	0	5.73	8	0	0	0	0	11.0	15	7	7	1	0	6	1	5	0	0
2012	DID NOT PLAY																			
Minor Lg. Totals		23	31	4.14	129	56	1	4	1	432.2	447	222	199	53	7	149	3	282	14	3
BALTIMORE TOTALS		8	11	4.80	113	12	0	0	1	191.1	228	113	102	26	5	59	9	121	4	1
American League		45	51	4.96	265	120	5	2	1	837.2	979	516	462	106	18	240	21	445	21	4
National League		13	23	5.19	63	46	0	0	0	331.1	382	207	191	39	8	105	11	221	10	1
ML TOTALS		58	74	5.03	328	166	5	2	1	1169.0	1361	723	653	145	26	345	32	666	31	5

1- Selected by Toronto in the 20th round of the 1997 First Year Player Draft

2- Acquired by Tampa Bay in exchange for Justin Speier (to Toronto) and Joe Kennedy (to Colorado) on Dec. 14, 2003

3- Acquired by Los Angeles (NL) with Toby Hall and cash in exchange for Dioner Navarro, Jae Seo and Justin Ruggiano on June 27, 2006

4- Signed by Florida as a free agent on Jan. 16, 2008

5- Signed by the Orioles as a free agent on Dec. 31, 2008



HENDRICKSON

DIVISION SERIES

YEAR	CLUB	W	L	ERA	G	GS	CG	SHO	SV	IP	H	R	ER	HR	HB	BB	IBB	SO	WP	BK
2006	LAD at NYM	0	0	0.00	3	0	0	0	0	2.2	1	0	0	0	1	1	0	1	0	0
Totals		0	0	0.00	3	0	0	0	0	2.2	1	0	0	0	1	1	0	1	0	0

BATTING RECORD

	AVG	AB	R	H	2B	3B	HR	RBI	SH	SF	HBP	BB	IBB	SO	SB	CS	GIDP	SLG	OBP
Totals	.134	97	8	13	3	1	1	3	4	0	0	6	0	53	0	0	1	.216	.184



L.J. HOES71

Jerome O'Bryan Hoes

BATS
RIGHT

THROWS
RIGHT

HEIGHT
6'0"

WEIGHT
190

Born: March 5, 1990

2013 Opening Day Age: 23

Birthplace/Resides: Born in Washington, DC...Resides in Mitchellville, MD

Contract Status: Signed through 2013

Major League Service: 23 days

Acquired: Selected by the Orioles in the 3rd round of the 2008 First Year Player Draft

OF

2012 HIGHLIGHTS

- Named Brooks Robinson Minor League Player of the Year
- Began the season with Double-A Bowie, where he batted .265/.368/.372 in 51 games
- Had a 10-game hit streak, 4/24-5/4
- Batted .300/.374/.397 with 3 HR, 38 RBI and 54 R in 82 games with Triple-A Norfolk
- Spent the majority of the year as the youngest player in the International League
- Finished 32 plate appearances shy of qualifying among the International League leaders, where his .300 average would have ranked 7th
- .287 average between AA/AAA ranked 4th among O's minor leaguers...Ranked 5th among O's farmhands with 20 SB
- Had a 20-game hitting streak, 6/18-7/12, during which he batted .447 (34-for-77) with a HR, 12 RBI and 18 R
- The streak was tied for the 2nd-longest in the IL in 2012 and was the 4th-longest in Tides franchise history
- Despite playing in 82 games for the Tides, ranked among team leaders in H (2nd, 95), R (T-2nd, 54), SB (3rd, 8) and BB (4th, 34)
- Had season-long 20-game hit streak, 6/18-7/12 for the Tides, batting .442 in that time (34-77)
- Contract selected from AAA, 9/11
- Made ML debut as pinch runner, 9/25 vs. TOR
- Grounded out in first and only ML AB, 9/26 vs. TOR
- Played for the Mesa Solar Sox in the Arizona Fall League in the off-season
- Ranked as the Orioles 6th best prospect by *Baseball America* following the season

PRO CAREER

2011: Was promoted to Double-A Bowie from Class-A Frederick on May 23...Named Eastern League Player of the Week, July 25-August 1, when he went 12-for-26 (.462) with one double, four home runs, seven RBI, six walks, two stolen bases, seven runs scored, a .962 slugging percentage and reached base safely in all eight games, with five multi-hit efforts...Was the Orioles Player of the Month for July when he went 37-for-106 (.349) with six doubles, four home runs, 21 RBI, 12 walks, seven stolen bases and 18 runs scored with a .519 slugging percentage in 29 games...Was 7th in the Eastern League in batting average (.305)...Finished 3rd on the club in stolen bases (16), 4th in hits (105) and RBI (54) and 5th in walks (43).

2010: Finished 5th in the Carolina League with a .375 OBP...Was named the 4th best prospect in the Orioles organization by *Baseball America* following the 2010 season...Hit .327 (16-49) with six doubles, eight walks and 10 runs scored in 14 games in

FRONT
OFFICE

ORIOLES
REACH

MANAGER &
COACHES

L.J.
HOES

2013
IN REVIEW

OPPONENTS

MINOR
LEAGUES

RECORDS &
HISTORY

ORIOLE PARK

MEDIA



May...Matched his career-high of four hits July 24 against Myrtle Beach.

2009: Set a career-high with four hits twice (June 28 at Lakewood and August 30 at Hagerstown)...Doubled three times on August 25 at Lake County...Hit safely in 12 of his last 14 games, batting .377 (20-53) with six doubles, six RBI and 12 runs scored.

2008: Finished 3rd in the league in runs scored (36) and tied for the team lead in triples (3) and was 2nd in RBI (18) and stolen bases (10)...His .308 batting average was 4th on the club and he ended the season on a 7-game hit streak August 18-27, during which he hit .360 (9-25) with a double, six runs and three RBI.

PERSONAL/MISCELLANEOUS

Graduated from St. John's (DC) HS...Signed by O's scout Dean Albany.

YEAR	CLUB	AVG	G	AB	R	H	2B	3B	HR	RBI	SH	SF	HBP	BB	IBB	SO	SB	CS	GDP	SLG	OBP
2008	Gulf Coast-1	.308	48	159	36	49	4	3	1	18	1	1	0	30	0	22	10	0	8	.390	.416
2009	Delmarva	.260	119	431	42	112	19	0	2	47	4	4	3	23	1	80	20	5	10	.318	.299
2010	Aberdeen	.464	8	28	8	13	5	1	1	5	0	0	2	2	0	1	1	1	1	.821	.531
	Frederick	.222	3	9	1	2	0	0	0	1	0	0	0	0	0	1	0	0	1	.222	.222
	Bowie	.278	97	353	52	98	19	2	3	44	2	2	3	53	1	70	10	8	17	.368	.375
2011	Frederick	.241	41	158	23	38	7	0	3	17	1	1	3	10	0	25	4	2	7	.342	.297
	Bowie	.305	95	344	47	105	17	1	6	54	3	3	0	43	0	56	16	7	15	.413	.379
2012	Bowie	.265	51	196	25	52	9	3	2	16	1	0	1	31	1	33	12	5	9	.372	.368
	Norfolk	.300	82	317	54	95	14	4	3	38	1	1	4	34	0	43	8	7	11	.397	.374
	BALTIMORE	.000	2	1	0	0	0	0	0	0	0	0	0	0	0	0	0	0	0	.000	.000
	Minor Lg. Totals	.283	544	1995	288	564	94	14	21	240	13	12	16	226	3	331	81	35	79	.375	.358
	BALTIMORE Totals	.000	2	1	0	0	0	0	0	0	0	0	0	0	0	0	0	0	0	.000	.000
	American League	.000	2	1	0	0	0	0	0	0	0	0	0	0	0	0	0	0	0	.000	.000
	ML Totals	.000	2	1	0	0	0	0	0	0	0	0	0	0	0	0	0	0	0	.000	.000

1- Selected by the Orioles in the 3rd round of the 2008 First Year Player Draft

FIELDING

OF	PCT	G	PO	A	E	DP
2012	-	1	0	0	0	0
Totals	-	1	0	0	0	0

TOMMY

29HUNTER

Raymond Thomas Hunter

BATS	THROWS	HEIGHT	WEIGHT
RIGHT	RIGHT	6'3"	260

Born: July 3, 1986
2013 Opening Day Age: 26
Birthplace/Resides: Born in Indianapolis, IN...Resides in Arlington, TX
Contract Status: Signed through 2013
M.L. Service: 3 years, 66 days
Acquired: July 30, 2011; from the Texas Rangers with INF Chris Davis in exchange for RHP Koji Uehara

RHP

GAME HIGHS & STREAKS

LONGEST OUTING: 9.0 innings, twice, September 13, 2009 vs. Seattle and June 5, 2010 vs. Tampa Bay...**LOW HITTER:** 5, June 5, 2010 vs. Tampa Bay...**LONGEST RELIEF OUTING:** 4.2 innings, July 2, 2011 vs. Florida Marlins...**STRIKEOUT HIGH:** 8, twice, most recently April 18, 2012 at White Sox...**WALK HIGH:** 4, three times, most recently April 18, 2012 at White Sox...**HR ALLOWED:** 4, twice, most recently April 13, 2012 at Toronto...**WINNING STREAK:** 8 games, June 5-July 25, 2010...**LOSING STREAK:** 4 games, July 23-August 22, 2012



HUNTER

2012 HIGHLIGHTS

- Had five stints with the O's (4/4-5/7, 5/10-29, 6/9-6/30, 7/18-8/24, 9/3-end of season), setting career-highs in G (33), IP (133.2) and K (77)
- Began the season in the rotation, where he went 2-1 with a 5.00 ERA (36.0IP, 20ER) in six starts before being optioned, 5/7
- Overall, was 4-8 with a 5.71 ERA (116.2IP, 74ER) in 20 starts for the O's
- Made 13 relief appearances, where he pitched to a 3.71 ERA (17.0IP, 7ER) and improved his K/9 from 4.7 as starter to 8.5 out of the pen
- Went 3-0 and posted a 0.71 ERA (12.2IP, ER, 12K) in 10 September appearances out of the bullpen
- Held hitters to a .255/.280/.298 line in 51 PA in those last 10 games
- Won consecutive appearances, 9/18 @SEA and 9/22 @BOS, both extra-inning contests
- Made three starts for AAA Norfolk (4.66 ERA; 19.1IP, 10ER) and two starts for AA Bowie (0.00ERA, 10.0IP)
- Made 2 scoreless appearances in the ALDS vs. NYY (1.1IP, K)

PRO CAREER

2011: Was acquired from Texas on July 30 along with INF Chris Davis in exchange for RH Koji Uehara...Began the season on the DL for Texas after suffering a strained right groin in a spring training start on March 24...Was reinstated from DL July 1 and made his season debut for Texas on July 2 at Florida in relief...Appeared in eight games for the Rangers, going 1-1 with a 2.93 ERA (15.1IP, 5ER)...Appeared in 12 games (11 starts) for the Orioles, going 3-3 with a 5.06 ERA (69.1IP, 39ER)...Threw seven scoreless innings to pick up the win September 16 against Los Angeles...Allowed nine homers in a four-start span August 26-September 11, going 1-2 in those four starts...Set a career-high with 10 hits allowed August 15 at Oakland and August 20 at Los Angeles...Appeared in eight games for the Triple-A Round Rock, including a 2-1 mark with a 3.92 ERA (20.2IP, 9ER) in five starts for the Express...During his rehab start for Triple-A Round Rock on May 9, re-aggravated the groin injury on his final pitch...Made one appearance for Double-A Frisco on May 4, working 4.0 innings in his first appearance of the season.

2010: Hunter joined the Rangers on June 5 and went 13-4 with a 3.73 ERA (53 ER/128.0 IP) over 23 games/22 starts...his career-high 13 victories marked the highest single-season win total in 22-starts-or-less in club history, most by any major league pitcher in those circumstances since 2002...was in the running for a season-opening rotation spot before straining a left oblique muscle in the middle of spring training...began the season on the disabled list and made 6 Triple-A starts after being activated in late April...despite time missed, ranked among Texas staff leaders in quality starts (3rd, 13), starts (T3rd), and innings (4th). TEXAS: Went 13-4 with a 3.75 ERA (53 ER/127.1 IP) over 22 starts, going 16-6 in those outings...also made first and only major league relief appearance Sept. 28 vs. Seattle (0 R/0.2 IP), ending streak of 43 consecutive starts to begin his career...had 68 strikeouts against 33 walks...began season 8-0 with a 2.31 ERA (16 ER/62.1 IP) over his first 10 starts; went 5-4, 5.12 (37 ER/65.0 IP) over his final 12 starts...allowed 3 runs-or-less in 18 of 22 starts, including 2 earned runs-or-less 14 times...held opponents to 2 walks-or-less in 17 of 22, including one-or-zero walks 11 times...beginning June 1, his 6.75 run support average ranked 2nd in the A.L. (Phil Hughes, 7.22)...opponents batted .255 (126-495)...21 homers were tied for most on staff...right-handers hit .231 (50-216)...had a .196 (18-92) average w/ RISP...had seven-straight quality starts from June 22-July 25 to match C.J. Wilson (April 8-May 13) for longest streaks among Rangers in 2010...earned 7-0 win on July 20 at Detroit, facing just 4 over minimum in 7.0 scoreless frames...pitched in front of several family members/friends visiting from nearby hometown of Indianapolis...career-high 4 HR allowed, Aug. 13 vs. Boston; limited to 3.0 innings and 50 pitches by stomach virus in that start...career-high 8 strikeouts, Sept. 11 vs. New York-AL; struck out Mark Teixeira, Alex Rodriguez, and Robinson Cano in succession in 3rd inning...exited July 16 in 3rd inning with strained hip flexor, but made next scheduled start.

HELLO WIN COLUMN: Hunter's .765 (13-4) winning pct. was best in the majors for the season...his 13 victories after beginning of June were T4th-most in the majors behind only C.C. Sabathia (17), Trevor Cahill (14), and Roy Halladay (14)...he became the first pitcher in Texas history with 13 wins in a season of 22-starts-or-less, first in the majors since Andy Pettitte for New York-AL in 2002 (13-5, 22 starts)...Gaylord Perry is the only other Texas pitcher with as many as 12 wins in a season of 22-starts-or-less. EIGHT IS ENOUGH: Went 8-0 over his first 10 starts in 2010 to become the first Texas pitcher ever to begin a season 8-0 exclusively as a starter (no relief outings)...previous club record was 6-0...suffered first loss on July 31 at LA of Anaheim...last Rangers pitcher to begin a season with at least 8 wins and no losses overall was Jeff Zimmerman, who went a club-record 9-0 over his first 44 relief appearances during his 1999 rookie season...Hunter joined Cubs' Carlos Silva (8-0 over his first 11 starts) as the only pitchers in 2010 to win each of their first 8 decisions...Hunter's 8-game win streak to start the year matched the 3rd-longest ever by a Texas starter (at any point in a single season)...the only Rangers right-handed starter with as many consecutive winning decisions as Hunter was Bobby Witt, who won a club-record 12 straight decisions in 1990.

AT HOME: Went 7-0, 3.06 (23 ER/67.2 IP) in 12 games/11 starts in Arlington last season, joining Kenny Rogers (April 27-Sept. 11, 2005) as only 2 pitchers with wins in 7 straight decisions during the same season at Rangers Ballpark...made 7 straight quality starts at Rangers Ballpark from June 5-July 25, 2nd-longest streak ever by a Texas pitcher at the venue to Ryan Drese in 2004 (8 straight)...for his career, Hunter has gone 13-4 with a 3.70 ERA (57 ER/138.2 IP) in 24 games/23 starts at Rangers Ballpark...his .765 winning pct. at Rangers Ballpark is highest ever by a starting pitcher with at least 15 decisions...since start of 2009, has gone 13-3, 3.20 (46 ER/129.2 IP) in 22 games/21 starts in Arlington.

A COMPLETE DEBUT: Made his season debut on June 5 vs. Tampa Bay and recorded a 9.0-inning complete game in a 6-1 Texas victory...first pitch (3:10 p.m.) temperature was 98 degrees with triple-digit figures throughout the contest...according to Elias, Hunter became the first pitcher in 19 years to earn a CG victory against an opponent with the outright best record in the



majors (36-19) in his first appearance of a season...the last pitcher to do so was San Francisco's Mike Remlinger on June 15, 1991 vs. Pittsburgh at Candlestick Park.

THEY SAY IT'S YOUR BIRTHDAY: Earned a 3-1 win on July 3 vs. Chicago-AL (1 ER/7.0 IP), a night on which he also celebrated his 24th birthday...earned a victory on his birthday for the 2nd consecutive season, as his first major league win came on July 3, 2009 vs. Tampa Bay...marked the 6th time in club history for a pitcher to record a victory on his birthday, but Hunter became the first to do so twice...most recent major league pitcher to earn victories on consecutive birthdays had been Tim Wakefield for Boston on August 2 of both 2004 and 2005.

RARE LINE: Did not record a strikeout or issue a walk over 8.0 innings in a 6-4 win on Aug. 22 at Baltimore...it was the first time in over 4 years for a pitcher to toss at least 8.0 innings without a walk or strikeout...the only 2 other pitchers in the past 11 seasons (2000-2010) to pull the trick both did it against Minnesota in May 2006: Detroit's Justin Verlander (5/17/06 at Comerica) and Seattle's Joel Pineiro (5/1/06 at Metrodome)...only one other pitcher in Rangers history had done it (8.0+ IP, 0 BB, 0 SO): Jon Matlack on May 11, 1979 at Toronto (9.0 IP).

INJURY: Suffered left oblique strain March 18 at Surprise Stadium while warming up in bullpen just prior to his scheduled Cactus League start that night against Milwaukee...was shut down for remainder of camp and placed on ML 15-day disabled list April 4...stayed in Surprise for rehab work and pitched in extended spring training prior to joining Oklahoma City in late April.

OKLAHOMA CITY: Was optioned to Triple-A Oklahoma City on April 28 and made 6 starts for the RedHawks, going 1-2 with a 4.05 ERA (12 ER/26.2 IP)...began his season with 18.0 consecutive scoreless innings until allowing a pair of runs in the 2nd inning of his 4th start.

2009: Hunter was a regular member of the Rangers' rotation over the final 3+ months of the season following his recall from Oklahoma City (AAA) on June 28...had the 2nd-highest winning percentage on the staff (.600), ranked 3rd in wins (9), and placed 4th in starts (19) and innings (112.0)...issued just 2.65 walks per 9 innings, the best ratio of any Texas starter...his .226 opponents average in Arlington was the lowest single-season figure ever by a pitcher with at least 10 starts at Rangers Ballpark...had the 3rd-best winning percentage, the 9th-lowest ERA (4.10), and the 10th-most wins among American League rookies...tied the Cubs' Randy Wells for the most victories by a major league rookie after the All-Star break...recalled from Oklahoma City on May 29 and made spot start that night in Game 1 of doubleheader vs. Oakland without a decision (5.1 IP, 7 H, 3 R-ER)...returned to the RedHawks after that game...joined the Rangers for remainder of year on June 28, losing that night to San Diego, 2-0 (6.1 IP, 7 H, 2 R-ER)...recorded first major league victory in next start, his 23rd birthday, on July 3 vs. Tampa Bay...was first big league pitcher to earn first ML win on his birthday since the Rangers' John Rheinecker on May 29, 2006 vs. Seattle, the only other time a Texas pitcher has accomplished the feat...was 3-0, 1.11 (3 ER/24.1 IP) in 4 starts in July to earn Rangers Player of the Month honors...had season-low 2.26 ERA through start on Aug. 12...according to Elias Sports Bureau, it marked the lowest ERA through 9 starts of a season by any rookie in Texas history, besting Jim Bibby's 2.58 mark in 1973...tossed first ML complete game on Sept. 13 (G1) vs. Seattle...that was just the second CG ever by a Texas first-year pitcher at Rangers Ballpark in Arlington (Rick Helling, May 6, 1994 vs. Minnesota)...combined to go 4-2, 4.18 (33 ER/71.0 IP) in 13 games/11 starts at Frisco (AA) and Oklahoma City (AAA)...began year with Frisco, promoted to OKC on May 2...rated as club's 17th-best prospect entering the season by *Baseball America*.

2008: After beginning the year at the High-A level, Hunter advanced through the organization's top 3 levels and made 3 big league starts for the Rangers in August...went 0-2, 16.36 (20 ER/11.0 IP) in 3 games/starts for the Rangers...opponents batted .404 (23-57)...was recalled by Texas on Aug. 1 after Eric Hurley was placed on the disabled list with shoulder inflammation, taking no decision in big league debut that night vs. Toronto at Rangers Ballpark...with his debut, became just the 2nd player taken in the 2007 June draft to appear in the major leagues...the only other player in Hunter's class to appear in the majors to that point was left-hander Ross Detwiler, who pitched 1.0 relief inning for Washington in Sept. '07...took losses in his final 2 starts, Aug. 6 vs. New York-AL (4.1 IP, 5 R-ER) and Aug. 14 at Boston (1.2 IP, 9 R-ER)...was optioned back to Oklahoma on Aug. 16...club elected not to make him a September call-up after his innings total reached 185.2 frames for the year, including Oklahoma playoffs and big league work...combined to go 13-8 with a 3.41 ERA (62 ER/163.2 IP) in 25 games/starts for Bakersfield (High-A), Frisco (AA), and Oklahoma (AAA)...had just 34 walks against 106 strikeouts in those outings...pitched at least 50.0 innings at each of those 3 levels...his 13 wins tied Derek Holland for most by any pitcher in the Rangers organization for the year, majors or minors...his 3.41 ERA ranked 7th in the farm system...entering the season, his professional experience consisted of 10 relief outings with short-season Spokane in 2007...was rated the 15th-best prospect in the Rangers system entering the 2008 campaign by *Baseball America*...promoted to Frisco May 19...earned win in Double-A debut May 19 vs. San Antonio (7.0 IP, 5 H, 1 R-ER, 0 BB, 4 SO)...was promoted to Oklahoma July...with RedHawks, made a postseason start a short time after being struck in the forehead with a ball during batting practice, a blow which produced a welt...participated in the club's pitching camp in January 2009 at Rangers Ballpark

2007: Selected with the Rangers' 5th pick of the draft (54th overall) in the supplemental first round as compensation for losing free agent Mark DeRosa...Made his pro debut with Spokane...Took loss in allowing 2 earned runs in first pro appearance on Aug. 5 vs. Salem-Keizer...Allowed just 3 earned runs over his final 9 appearances, going 2-2, 1.67 in 16.2 innings...Tossed 16.0 innings before allowing his first/only walk of the season in his next-to-last appearance...Rated the no. 7 prospect in the Northwest League by *Baseball America* after the season...Also rated as 121st-best prospect in 2007 draft.

FRONT
OFFICE

ORIOLES
REACH

MANAGER &
COACHES

TOMMY
HUNTER

2013
IN REVIEW

OPPONENTS

MINOR
LEAGUES

RECORDS &
HISTORY

ORIOLE PARK

MEDIA



HUNTER

PERSONAL/MISCELLANEOUS

Raymond Thomas Hunter...Attended Indianapolis Cathedral High School where he played baseball and football...Was a two-time Olympic judo champion...Originally drafted out of high school by Tampa Bay in the 18th round of the 2005 June draft...Earned a gold medal with the 2006 USA National Baseball Team...Went 3-0, 3.80 (21.1IP, 9ER) in the tournament, posting 23 strikeouts to four walks in 14 games (one GS)...Signed by Rangers scout Jeff Wood...Played two seasons for the University of Alabama, where he was used as both a starter and a closer...Received freshman second-team All-America honors with the Crimson Tide in 2006 after going 10-3, 3.30 (117.1IP, 43ER) with 80 strikeouts, 22 walks and one save over 20 games (16 starts)...Entered the 2007 college season as a preseason All-American, as selected by the National College Baseball Writers Association and Rivals...Was also listed on the 2007 Roger Clemens Award Watch List...Led Alabama's staff in wins (7), saves (5), innings pitched (107.0) and strikeouts (96) in 2007 as a draft-eligible sophomore...Registered a 3.87 ERA (46 ER/107.0 IP) in 26 games (11 starts)...Represented the Rangers in Sleep Experts "Share the Warmth" Blanket Drive leading up to Thanksgiving 2009, an effort which benefitted domestic violence shelters in the Metroplex...Also represented the club in effort to replace stolen equipment for players on the Cedar Hill High School baseball team, whose field house was vandalized over their 2009 winter break.

YEAR	CLUB	W	L	ERA	G	GS	CG	SHO	SV	IP	H	R	ER	HR	HB	BB	IBB	SO	WP	BK
2007	Spokane-1	2	3	2.55	10	0	0	0	1	17.2	15	7	5	0	0	1	0	13	0	0
2008	Bakersfield	5	4	3.55	9	9	0	0	0	58.1	63	26	23	6	2	8	0	50	4	0
	Frisco	4	2	3.78	8	8	0	0	0	52.1	52	24	22	5	3	17	1	28	2	0
	Oklahoma	4	2	2.89	8	8	0	0	0	53.0	55	18	17	6	0	9	0	28	1	0
2008	TEXAS	0	2	16.36	3	3	0	0	0	11.0	23	20	24	4	1	3	0	9	0	0
2009	Frisco	1	0	4.98	5	3	0	0	0	21.2	30	15	12	1	0	4	0	16	1	0
	Oklahoma City	3	2	3.83	8	8	0	0	0	49.1	53	25	21	5	2	16	0	35	0	0
	TEXAS	9	6	4.10	19	19	1	0	0	112.0	113	55	51	13	2	33	2	64	6	1
2010	Oklahoma City	1	2	4.05	6	6	0	0	0	26.2	28	12	12	2	0	11	0	14	0	0
	TEXAS	13	4	3.73	23	22	1	0	0	128.0	126	55	53	21	3	33	0	68	1	0
2011	Frisco	0	0	4.50	1	0	0	0	0	4.0	3	2	2	1	1	1	0	5	0	0
	Round Rock	2	2	5.06	8	5	0	0	1	26.2	37	17	15	2	1	3	0	16	0	0
	TEXAS	1	1	2.93	8	0	0	0	0	15.1	12	6	5	1	0	5	0	10	0	0
	BALTIMORE-2	3	3	5.06	12	11	0	0	0	69.1	88	44	39	11	4	10	1	35	0	0
2012	Bowie	1	0	0.00	2	1	1	1	1	10.0	3	0	0	0	0	1	0	6	0	0
	Norfolk	2	1	4.66	3	3	1	0	0	19.1	20	10	10	2	0	5	0	14	0	0
	BALTIMORE	7	8	5.45	33	20	0	0	0	133.2	161	85	81	32	4	27	2	77	0	1
	Minor Lg. Totals	25	18	3.69	68	51	2	1	3	339.0	359	156	139	30	9	76	1	225	8	0
	BALTIMORE Totals	10	11	5.32	45	31	0	0	0	203.0	249	129	120	43	8	37	3	112	0	1
	American League	33	24	4.77	98	75	2	0	0	469.1	523	265	249	82	14	111	5	263	7	2
	ML Totals	33	24	4.77	98	75	2	0	0	469.1	523	265	249	82	14	111	5	263	7	2

1-Selected by Texas in the 1st round (54th overall) of the 2007 First Year Player Draft
2-Acquired by the Orioles with INF Chris Davis in exchange for RHP Koji Uehara, July 30, 2011

DIVISION SERIES

YEAR	CLUB	W	L	ERA	G	GS	CG	SHO	SV	IP	H	R	ER	HR	HB	BB	IBB	SO	WP	BK
2010	TEX vs. TB	0	1	4.50	1	1	0	0	0	4.0	6	3	2	0	0	0	0	7	0	0
2012	BAL vs. NYY	0	0	0.00	2	0	0	0	0	1.1	0	0	0	0	0	0	0	1	0	0
Totals		0	1	3.38	3	1	0	0	0	5.1	6	3	2	0	0	0	0	8	0	0

CHAMPIONSHIP SERIES

YEAR	CLUB	W	L	ERA	G	GS	CG	SHO	SV	IP	H	R	ER	HR	HB	BB	IBB	SO	WP	BK
2010	TEX vs. NYY	0	0	8.10	1	1	0	0	0	3.1	5	3	3	1	1	0	0	5	0	1
Totals		0	0	8.10	1	1	0	0	0	3.1	5	3	3	1	1	0	0	5	0	1

WORLD SERIES

YEAR	CLUB	W	L	ERA	G	GS	CG	SHO	SV	IP	H	R	ER	HR	HB	BB	IBB	SO	WP	BK
2010	TEX vs. SF	0	1	4.50	1	1	0	0	0	4.0	5	2	2	1	0	1	0	1	0	0
Totals		0	1	4.50	1	1	0	0	0	4.0	5	2	2	1	0	1	0	1	0	0

BATTING RECORD

	AVG	AB	R	H	2B	3B	HR	RBI	SH	SF	HBP	BB	IBB	SO	SB	CS	GDP	SLG	OBP
Career	.000	3	0	0	0	0	0	0	0	0	0	0	0	2	0	0	0	.000	.000

FIELDING

P	PCT	G	PO	A	E	DP
2008	.500	3	0	1	1	0
2009	.944	19	3	14	1	1
2010	.962	23	9	16	1	1
2011	.947	20	7	11	1	2
2012	1.000	33	8	29	0	4
Totals	.961	98	27	71	4	8



Invitee
TRAVIS

45 ISHIKAWA

Travis Takashi Ishikawa

BATS
LEFT

THROWS
LEFT

HEIGHT
6'3"

WEIGHT
220

Born: September 24, 1983

2013 Opening Day Age: 29

Birthplace/Resides: Born in Seattle, WA...Resides in Danville, CA

Contract Status: Signed through 2013

Major League Service: 3 years, 72 days

Acquired: December 19, 2012; signed by the Orioles as a minor league free agent



INF

GAME HIGHS & STREAKS

HITS: 4, May 25, 2009 vs. Atlanta...**RUNS:** 3, May 25, 2009 vs. Atlanta...**DOUBLES:** 2, five times, most recently July 21, 2012 vs. Cincinnati...**TRIPLES:** 1, four times, most recently September 15, 2012 vs. New York (NL)...**HR:** 2, May 15, 2012 vs. New York (NL)...**RBI:** 5, May 15, 2012 vs. New York (NL)...**SB:** 1, three times, most recently July 6, 2009 vs. Florida...**WALKS:** 3, September 9, 2009 vs. Arizona...**HITTING STREAK:** 10 games, July 2-11, 2009...**GRAND SLAMS:** 1, July 3, 2010 vs. Colorado off Ubaldo Jimenez

2012 HIGHLIGHTS

- Appeared in 94 games for Milwaukee, including 27 starts at first base
- Batted .278 (25-90, 4HR, 22RBI) in his starts
- Was on the 15-day DL, May 27-June 22 with a left oblique strain, retroactive to May 26
- Batted .261 (23-88, 16RBI) after being reinstated
- Notched his first career multi-homer game (2 HR) along with a career-high 5 RBI, May 15 @NYM
- Also appeared in six games for Triple-A Nashville, batting .222/.333/.389 in 21 PA

PRO CAREER

2011: Spent the season with Triple-A Fresno, batting .251 with a .751 OPS in 56 games...Hit .324/.479/.527 in 27 games in the month of May...Hit a grand slam, April 24 vs. Reno...Underwent season ending shoulder surgery in the summer and did not play again after June 12.

2010: Batted .319 (15-47) as a pinch hitter, which ranked as 7th-highest clip in the NL...Started just 2 of San Francisco's 1st 78 games of season, but saw increased playing time, starting 23 of SF's next 39 games (all at 1st base) from beginning of July to mid-August...Did not start SF's final 44 games (last start came Aug. 14)...Batted .269 (25-for-93) with 2 HR and 14 RBI in his 25 starting assignments...Overall, appeared in 116 of SF's 162 games...Batted .326 (28-86) in 57 road games compared to .194 (14-72) at AT&T Park...Hit just .254 (31-122) from July-end of season...Ended year in 3-for-23 (.130) skid...Hit his 1st career grand slam off COL's Ubaldo Jimenez on July 3 at Coors Field, the Giants' 1st grand slam of season...Appeared in 10 games during postseason, making one start and batting .200 (2-for-10) with 2B and RBI...Had RBI-2B in Game 1 of World Series...Made his only start in Game 4 of World Series at 1st base, going 0-for-3.

2009: Made his 1st career Opening Day roster and spent entire season with big league club as he batted .261 (85-326) with 10-2B, 2-3B, 9 HR and 39 RBI in 120 games as SF's primary 1st baseman...Was named to Topps ML Rookie All-Star Team...Became 1st Giants rookie to start at 1st base in an opener since J.R. Phillips in 1995 and was youngest starting 1st baseman (25 years, 195 days) since Will Clark (25 years, 21 days) in 1989...Posted career-long 10-game hit streak, July 2-11, batting .351 (13-37)...Among NL rookies, ranked 8th in runs (49), 9th in avg., hits, and RBI, tied for 9th in HR, and 10th in total bases (126)...Started 88 games at 1st base and committed just 3 errors in 803 total chances (.996) for 3rd-highest fielding % among NL 1B...Posted career-high 4 hits May 25 vs. ATL, hitting 3R HR off Buddy Carlyle, the 1st HR by a Giants 1st baseman, ending stretch in which SF was last team in Majors to have HR from a 1st baseman.

2008: Established himself as one of Giants best hitting prospects by hitting .299 (121-405) with 69 runs, 35-2B, 3-3B, 24 HR, 94 RBI and .578 SLG in 112 games between Double-A (64G) and Triple-A (48G), which culminated in 33 game call-up with big league club...Appeared in 33 games for Giants, batting .274 (26-95) in 1st Major league appearance since 2006...Was with big league club for 2 different stints...Belted 1st ML HR, August 17 @ATL...Began the year with Double-A Connecticut...Was promoted to Triple-A Fresno on June 20 and in 48 games batted .310 (53-171) with 19-2B, 3-3Bs, 16 HR and 46 RBI...Among Giants organization, ranked 2nd in HR, 3rd in RBI and 4th in AVG...Was named Giants Player of the Month for both May and June...Was named

Eastern League Player of Week, June 2-8, after going 10-for-22 (.455) with 3 HR and 9 RBI.

2007: Spent entire season in minors, splitting time between double-A Connecticut (.214 in 48 games) and Class-A San Jose (.268, 13 HR and 34 RBI in 56 contests)...Slugged .551 with San Jose.

FRONT
OFFICE

ORIOLES
REACH

MANAGER &
COACHES

TRAVIS
ISHIKAWA

2013
IN REVIEW

OPPONENTS

MINOR
LEAGUES

RECORDS &
HISTORY

ORIOLE PARK

MEDIA



ISHIKAWA

2006: Made his Major League debut, appearing in 12 games for SF after beginning year at Double-A Connecticut (.232, 10 HR and 42 RBI in 86 games)...Logged 1st year above Single-A level, including trio of brief stints with Giants (April 17-20, May 25-30 and June 13-20)...Was recalled for 1st time, April 17 when Lance Niekro was placed on Bereavement List, and made ML debut April 18 @ARI...Collected 1st big league hit, April 19, a single off D'backs Brandon Webb...Made 1st ML start, May 26 vs. COL and went 3-for-4 with 2-2B and 3 RBI...Went 7-for-24 (.292) with 3-2B and 4 RBI in 12 ML games...Player for Scottsdale in the AFL after the season.

2005: Helped San Jose to Cal League championship, clubbing career-best 22 HR, 4th most among Giants minor leaguers...Hit .282 and established career-highs in runs (87), 2B (28), 3B (7), HR (22) and RBI (79)...Led San Jose in HR and SLG (.532)...Split Player of the Month honors in June with Kevin Frandsen.

2004: Split time between Class A Hagerstown and Class A Advanced San Jose hitting combined .253 (104-411) with 26-2B, 16 HR and 64 RBI in 113 games...Shared Suns lead with 15 HR and tied for 3rd with 54 RBI...Earned Hagerstown's July Player of Month honors...Was called up to San Jose, Aug. 19, for the remainder of the season.

2003: Opened campaign at Class A Hagerstown (57 games) before returning to short-season Salem-Keizer (66 games).

2002: Kicked off professional season playing in Arizona Rookie League and for Salem-Keizer Volcanoes.

PERSONAL/MISCELLANEOUS

Married (Rochelle, Nov. 3, 2007)...Son (Isaiah, June 14, 2001)...Daughter, (Faith Annabel, Sept. 24, 2008)...Graduated from Federal Way (WA) High School...Led team to Washington State 4A baseball title in 2001 and runner-up spot in 2002...Selected by San Francisco in the 21st round of the 2002 First Year Player Draft.

YEAR	CLUB	AVG	G	AB	R	H	2B	3B	HR	RBI	SH	SF	HBP	BB	IBB	SO	SB	CS	GDP	SLG	OBP
2002	AZL Giants-1	.279	19	68	10	19	4	2	1	10	0	0	2	7	1	20	7	0	1	.441	.364
	Salem-Keizer	.307	23	88	14	27	2	1	1	17	1	1	1	5	0	22	1	1	2	.386	.347
2003	Salem-Keizer	.254	66	248	53	63	17	4	3	31	0	1	5	44	0	77	0	0	2	.391	.376
	Hagerstown	.206	57	194	20	40	5	0	3	22	1	1	3	33	5	69	3	4	7	.278	.329
2004	Hagerstown	.257	97	358	59	92	19	2	15	54	1	1	11	45	0	110	10	5	8	.447	.357
	San Jose	.232	16	56	10	13	7	0	1	10	0	1	1	10	2	16	0	0	1	.411	.353
2005	San Jose	.282	127	432	87	122	28	7	22	79	2	5	7	70	3	129	1	4	1	.532	.387
2006	SAN FRANCISCO	.292	12	24	1	7	3	1	0	4	0	0	0	1	0	6	0	0	1	.500	.320
	Connecticut	.232	86	298	33	69	13	4	10	42	1	3	3	35	3	88	0	0	4	.403	.316
2007	Connecticut	.214	48	173	17	37	3	1	3	17	0	2	17	0	48	0	0	0	4	.295	.292
	San Jose	.268	56	198	35	53	15	1	13	34	0	1	4	19	0	78	0	0	1	.551	.342
2008	Connecticut	.289	64	232	34	67	16	0	8	45	2	4	2	36	3	45	10	4	3	.461	.383
	Fresno	.310	48	171	35	53	19	3	16	46	0	3	4	14	0	36	0	1	2	.737	.370
2009	SAN FRANCISCO	.274	33	95	12	26	6	0	3	15	0	0	0	9	1	27	1	0	1	.432	.337
	SAN FRANCISCO	.261	120	326	49	85	10	2	9	39	1	2	4	30	3	89	2	2	7	.387	.329
2010	SAN FRANCISCO	.266	116	158	18	42	11	0	3	22	1	1	0	13	2	29	0	0	3	.392	.320
2011	Fresno	.251	56	175	21	44	14	0	3	18	2	1	4	29	4	54	3	1	3	.383	.368
2012	Nashville-2	.222	6	18	1	4	3	0	0	5	0	0	0	3	0	2	0	0	1	.389	.333
	MILWAUKEE	.257	94	152	19	39	12	1	4	30	4	1	4	13	3	42	0	0	4	.428	.329
Minor Lg. Totals		.260	769	2711	429	704	165	25	99	433	10	22	49	366	21	794	35	20	40	.449	.355
National League		.264	375	755	99	199	42	4	19	110	6	4	8	66	9	193	3	2	16	.405	.328
ML TOTALS		.264	375	755	99	199	42	4	19	110	6	4	8	66	9	193	3	2	16	.405	.328

1- Selected by San Francisco in the 21st round of the 2002 First Year Player Draft

2- Signed by Milwaukee as a free agent, December 12, 2011

DIVISION SERIES

YEAR	CLUB	AVG	G	AB	R	H	2B	3B	HR	RBI	SH	SF	HBP	BB	IBB	SO	SB	CS	GDP	SLG	OBP
2010	SF vs. ATL	.000	3	2	1	0	0	0	0	0	0	0	0	1	0	0	0	0	1	.000	.000
Totals		.000	3	2	1	0	0	0	0	0	0	0	0	1	0	0	0	0	1	.000	.000

CHAMPIONSHIP SERIES

YEAR	CLUB	AVG	G	AB	R	H	2B	3B	HR	RBI	SH	SF	HBP	BB	IBB	SO	SB	CS	GDP	SLG	OBP
2010	SF vs. PHI	.250	5	4	0	1	0	0	0	0	0	0	1	0	0	3	0	0	0	.250	.400
Totals		.250	5	4	0	1	0	0	0	0	0	0	1	0	0	3	0	0	0	.250	.400

WORLD SERIES

YEAR	CLUB	AVG	G	AB	R	H	2B	3B	HR	RBI	SH	SF	HBP	BB	IBB	SO	SB	CS	GDP	SLG	OBP
2010	SF vs. TEX	.250	2	4	1	1	1	0	0	1	0	0	0	1	0	1	0	0	0	.500	.400
Totals		.250	2	4	1	1	1	0	0	1	0	0	0	1	0	1	0	0	0	.500	.400

FIELDING

1B	PCT	G	PO	A	E	DP	OF	PCT	G	PO	A	E	DP
2006	1.000	10	51	8	0	6	2012	-	3	0	0	0	0
2008	.984	29	161	20	3	14	Totals	-	3	0	0	0	0
2009	.996	113	745	55	3	83							
2010	1.000	73	263	22	0	22							
2012	.993	43	269	17	2	21							
Totals		.995	268	1489	122	8	146						



Invited CONOR 36 JACKSON

Conor Sims Jackson

BATS	THROWS	HEIGHT	WEIGHT
RIGHT	RIGHT	6'2"	215

Born: May 7, 1982

2013 Opening Day Age: 30

Birthplace/Resides: Born in Austin, TX...Resides in Scottsdale, AZ

Contract Status: Signed through 2013

Major League Service: 6 years, 67 days

Acquired: December 5, 2012; signed by the Orioles as a minor league free agent



OF

GAME HIGHS & STREAKS

HITS: 4, four times, most recently September 21, 2008 vs. Colorado...**RUNS:** 3, five times, most recently July 27, 2008 vs. San Francisco...**DOUBLES:** 2, six times, most recently August 12, 2011 vs. Texas...**TRIPLES:** 2, April 18, 2008 vs. San Diego...**HR:** 2, three times, most recently August 10, 2007 vs. Washington...**RBI:** 4, seven times, most recently September 19, 2011 vs. Baltimore...**SB:** 1, 27 times, most recently June 5, 2011 vs. Boston...**WALKS:** 3, four times, most recently August 17, 2010 vs. Toronto...**HITTING STREAK:** 13 games, April 25-May 13, 2006...**GRAND SLAMS:** 2, September 9, 2011 vs. Baltimore off Brad Bergesen; July 17, 2011 vs. Los Angeles (AL) off Joel Pineiro

2012 HIGHLIGHTS

- Spent the season with Triple-A Charlotte in the White Sox' system after going to spring training with Texas as an NRI
- Was 3rd on the club in doubles (23) and walks (41), batting .277/.363/.434 in 88 games
- Hit .293/.376/.461 in 232 AB vs. RHP, hitting seven of his nine HR
- Batted .412/.492/.706 in 14 games in June
- Hit .309/.373/.456 in 149 AB after the All-Star break
- Had season-high four hits three times (April 13, June 20 and July 25)
- Collected three HR and a season-high four RBI on June 21
- Had season-high 16-game hit streak, July 16-August 3, batting .443 (.27-61)

PRO CAREER

2011: Split the season between Oakland (.249/.315/.342 in 102G) and Boston (.158/.227/.316 in 12G)...Posted a .259/.342/.389 line in 58 home games and a .232/.282/.300 line in 56 road games...Hit three of his five HR in July, slugging a season-best .461 for the month...Hit the first two grand slams of his career, his only hits in 10 at-bats with the bases loaded...Posted six three-hit games.

2010: Combined to hit .236 with two home runs and 16 RBI in 60 games with Arizona and Oakland in a season that was interrupted by three stints on the DL...Was on the Diamondbacks' DL, April 19-May 7, with a strained right hamstring and the A's DL, July 1-Aug. 15, with the same injury...Was placed on the DL a third time Aug. 20 with a lower abdominal strain...Had season-ending surgery for a sports hernia Sept. 1...Had more walks (31) than strikeouts (27) for the third time in his six seasons...Was 6-for-7 (85.7%) in stolen bases attempts...Batted .346 (9-26) with RISP with ARI and .125 (3-24) with RISP with OAK for a .240 mark overall...Had a .316 average with RISP and two outs...Started 49 games in LF (34 with ARI, 15 with OAK) and three at 1B (all with ARI)...Was 1-for-6 (.167) with a strikeout as a pinch hitter...Hit .304 in 14 games batting first and .196 in 16 games hitting third.

2009: Played in 30 games prior to being diagnosed with Valley Fever, an ailment that cost him the rest of his season...Hit a pinch-hit, three-run homer April 14 vs. STL, the third pinch blast of his career and first homer in 230 at-bats...Hit his third career walk-off hit in the 12th inning of a 5-4 win April 26 vs. SF...Placed on the 15-day DL, May 12 with general illness, later diagnosed as Valley Fever...In an attempted comeback, played in three games for Single-A Visalia (0-10) before being shut down for the remainder of the season...Following the season, played for Leones del Escogido in the Dominican Winter League...In 23 games, he hit .425 (31-73) with six doubles, two home runs, 16 RBI, 21 walks, and .561 OBP and .589 SLG.

2008: Established career-bests in nearly every offensive category including batting average (.300), games played (144), at-bats (540), runs (87), hits (162), doubles (31) and triples (6)...Was the ninth-hardest player to strikeout in the National League, fanning once every 10.03 PA...Honored by the Arizona chapter of the Baseball Writers Association of America with the D-backs' Good Guy Award...Started at 1B in 53 of the team's first 65 games before making his first start of the season in LF, June 11 @NYM...Went back-and-forth between making starts in LF and 1B during a 25-game span, June 11-July 8, before settling in as the starting LF @WAS, July 9...Started 64 of the final 72 games in left...Earned NL Player of the Week honors twice: April 14-20 and July 21-27...Batted .331 with 27 runs scored and 32 RBI in his first 37 games through May 14...Tied a career-best with four hits, four

FRONT
OFFICE

ORIOLES
REACH

MANAGER &
COACHES

CONOR
JACKSON

2013
IN REVIEW

OPPONENTS

MINOR
LEAGUES

RECORDS &
HISTORY

ORIOLE PARK

MEDIA



JACKSON

RBI and three runs scored April 18 vs. SD...Had two triples in the game...Had his second career walk-off hit July 3 vs. MIL, driving in two runs with a single to cap the D-backs six-run comeback victory in the ninth inning...Hit in a season-high 11 straight games, July 22-Aug. 2, batting .422 with five doubles, a triple, three home runs and eight RBI during that stretch...Also collected multiple hits in a career-high five straight games, July 22-27.

2007: Was the D-backs' Opening Day 1B for the second straight year...Hit a team-leading .308 after the All-Star break, collecting 15 doubles, 10 home runs and 34 RBI...His .555 SLG and .371 OBP ranked second on the team...Strung together a season-high nine-game hit streak, May 24-June 5, batting .417 with eight doubles, a home run and nine RBI...Hit his second career pinch-hit home run on July 26 vs. FLA, a game-tying two-run shot in the 7th inning...On July 28 vs. ATL, he lined a 10th-inning single to score Chris Young and cap the D-backs third consecutive walk-off victory...Made his first career appearance at 3B, Aug. 14 @FLA...Hit .125 (1-8) with a RBI in three NLDS games vs. CHC...Batted .333 (3-9) with a run scored and RBI in three NLCS games vs. COL.

2006: Entered the season ranked by *Baseball America* as the 17th-best prospect in baseball...Hit .310 during August and .341 with seven doubles, three home runs and 17 RBI in September...Had 38 multi-hit games, including nine in September...Set a career-high with four RBI April 25 @SD and Sept. 8 vs. STL...Had a career-high 13-game hit streak, April 25-May 13, hitting .365 with 11 RBI during that stretch...Hit the game-winning pinch-hit homer in the 9th, July 30 @HOU...The homer was his first hit as a pinch hitter, having gone 0 for 17 to begin his career...Hit .404 over his last 12 starts.

2005: Had a banner year with Triple-A Tucson as he was selected the starting 1B for the PCL at the Triple-A All-Star Game (2-2, run, RBI, walk) and the USA Team at the All-Star Futures Game (0-for-2) in DET...Entered the season ranked by *Baseball America* as the 40th-best prospect in baseball...Chosen as the 1B for the 2005 All-Pacific Coast League Team at the end of the season...Finished second in the PCL with a .457 OBP and fourth with a .354 average...Named organizational Player of the Month for April after batting .385...Reached base via a hit or walk in 86 of 93 games with Tucson...Excelled with runners in scoring position, batting .398...Had his contract selected by the D-backs July 28 and made his Major League debut that day @CHC, popping out as a pinch-hitter...Went 2-for-4 as the starting 1B in his first big league start July 30 @CHC, collecting his first hit with a second-inning single off of Rich Hill then propelling D-backs to a 3-2 win with a go-ahead, RBI double in the 8th...Clubbed his first career home run in his first career multi-homer affair Aug. 6 vs. COL, taking Jeff Francis deep twice.

2004: Posted a composite .324 average with 97 runs, 157 hits, 32 doubles, four triples, 17 home runs, 91 RBI, 69 walks, a .406 OBP and .512 SLG in 127 games...Led D-backs' farmhands in hits, RBI and walks...Recognized by *Baseball America* as the California League's Best Batting Prospect...Selected to the Minor League All-Star Second Team and the High-Class A All-Star Team at the end of the season...Was the California League Player of the Week, May 10-16...Ended his stay in Lancaster with a 19-game hitting streak, May 30-June 20, during which he hit .440...Selected to the California/Carolina League All-Star Game but was unable to participate due to a June 21 promotion to Double-A El Paso...Participated in the All-Star Futures Game July 11 in Houston and doubled and scored for the USA Team...Following the season, played for the Scottsdale Scorpions in the Arizona Fall League...Tied for the league lead in home runs (8), tied for third in runs (27) and tied for fourth in RBI (26), spanning 32 games...Batted .324 with a .586 SLG.

2003: Named the Northwest League's Most Valuable Player...Selected to NWL Postseason All-Star team and earned SportsTicker Star of Stars honors for overall statistical excellence...Chosen as an outfielder on *Baseball America's* short-season All-Star team...Established a league record with 35 doubles while also pacing the circuit with 60 RBI and 42 extra-base hits...Also ranked second with 82 hits, 137 total bases and a .533 SL, third with a .319 average and tied for fourth with a .410 OBP...Clubbed his first professional HR, July 25 at Salem-Keiser...Named Player of the Week, Aug. 4-10.

PERSONAL/MISCELLANEOUS

Was a 2000 graduate of El Camino Real High School in Woodland Hills, CA...Had his jersey retired by his high school on Jan. 11, 2011...Attended the University of California, where he was named a third-team All-American by *Baseball America* following his senior season after batting .388 with 14 doubles, a triple, 10 home runs, 44 RBI and a Pac-10 leading .538 on-base percentage...Played for the USA National Team in 2002...Was also one of four players to maintain an Arizona Fall League journal for MLB.com during his time in the 2004 AFL...His father, John, is an actor and played Admiral A.J. Chegwidden on the television series "JAG"...Made a cameo on "General Hospital" as part of an ESPN The Magazine feature, portraying a physical therapist for Sonny and Carly's son Michael Corinthos, who was recovering from a year-long coma.

FRONT
OFFICEORIOLES
REACHMANAGER &
COACHESCONOR
JACKSON2013
IN REVIEW

OPPONENTS

MINOR
LEAGUESRECORDS &
HISTORY

ORIOLE PARK

MEDIA



YEAR	CLUB	AVG	G	AB	R	H	2B	3B	HR	RBI	SH	SF	HBP	BB	IBB	SO	SB	CS	GDP	SLG	OBP
2003	Yakima-1	.319	68	257	44	82	35	1	6	60	0	2	5	36	4	41	3	0	7	.533	.410
2004	Lancaster	.345	67	258	64	89	19	2	11	54	0	7	3	45	1	36	4	3	3	.562	.438
	El Paso	.301	60	226	33	68	13	2	6	37	0	4	2	24	0	36	3	3	4	.456	.367
2005	Tucson	.354	93	333	66	118	38	2	8	73	0	7	0	69	1	32	3	2	8	.553	.457
	ARIZONA	.200	40	85	8	17	3	0	2	8	0	1	1	12	0	11	0	0	6	.306	.303
2006	ARIZONA	.291	140	485	75	141	26	1	15	79	1	7	9	54	2	73	1	0	18	.441	.368
2007	ARIZONA	.284	130	415	56	118	29	1	15	60	2	3	4	53	2	50	2	2	8	.467	.368
2008	ARIZONA	.300	144	540	87	162	31	6	12	75	1	3	9	59	3	61	10	2	14	.446	.376
2009	Visalia	.000	3	10	1	0	0	0	0	1	0	0	0	1	0	1	0	0	1	.000	.091
	ARIZONA	.182	30	99	8	18	4	0	1	14	0	0	0	11	0	16	5	0	1	.253	.264
2010	Reno	.273	3	11	4	3	0	0	1	2	0	0	1	0	0	2	0	0	0	.545	.333
	ARIZONA	.238	42	151	19	36	11	0	1	11	0	1	0	20	2	18	4	1	3	.331	.326
	AZL Athletics-2	.000	3	7	0	0	0	0	0	1	0	1	0	0	0	2	0	0	0	.000	.000
	Stockton	.286	2	7	1	2	1	0	0	2	0	1	0	0	0	1	0	0	0	.429	.250
	Sacramento	.000	2	8	1	0	0	0	0	0	0	0	0	1	0	1	0	0	0	.000	.111
	OAKLAND	.228	18	57	6	13	2	0	1	5	0	0	1	11	1	9	2	0	2	.316	.362
2011	OAKLAND	.249	102	333	30	83	17	1	4	38	0	2	3	30	0	50	3	1	12	.342	.315
	BOSTON-3	.158	12	19	2	3	0	0	1	5	0	1	0	2	0	3	0	0	1	.316	.227
2012	Charlotte-4/5	.277	88	318	44	88	23	0	9	41	0	3	4	41	1	43	5	1	10	.434	.363
	Minor Lg. Totals	.314	389	1435	258	450	129	7	41	271	0	25	15	217	7	195	18	9	33	.499	.403
	American League	.242	132	409	38	99	19	1	6	48	0	3	4	43	1	62	5	1	15	.337	.318
	National League	.277	526	1775	253	492	104	8	46	247	4	15	23	209	9	229	22	5	50	.423	.358
	ML TOTALS	.271	658	2184	291	591	123	9	52	295	4	18	27	252	10	291	27	6	65	.407	.351

- 1- Selected by Arizona in the 1st round (#19 overall) of the 2003 First Year Player Draft
 2- Acquired by Oakland in exchange for minor leaguer Sam Demel, June 15, 2010
 3- Acquired by Boston in exchange for minor leaguer Jason Rice, August 31, 2011
 4- Signed by Texas as a free agent, February 6, 2012
 5- Signed by Chicago (AL) as a free agent, March 31, 2012

DIVISION SERIES

YEAR	CLUB	AVG	G	AB	R	H	2B	3B	HR	RBI	SH	SF	HBP	BB	IBB	SO	SB	CS	GDP	SLG	OBP
2007	ARI vs. CHC	.125	3	8	0	1	1	0	0	1	0	1	0	0	0	3	0	0	0	.250	.111
Totals		.125	3	8	0	1	1	0	0	1	0	1	0	0	0	3	0	0	0	.250	.111

CHAMPIONSHIP SERIES

YEAR	CLUB	AVG	G	AB	R	H	2B	3B	HR	RBI	SH	SF	HBP	BB	IBB	SO	SB	CS	GDP	SLG	OBP
2007	ARI vs. COL	.333	3	9	1	3	0	0	0	1	0	0	0	0	0	0	0	0	1	.333	.333
Totals		.333	3	9	1	3	0	0	0	1	0	0	0	0	0	0	0	0	1	.333	.333

FIELDING

1B	PCT	G	PO	A	E	DP	3B	PCT	G	PO	A	E	DP	OF	PCT	G	PO	A	E	DP
2005	.973	20	171	12	5	19	2007	1.000	2	1	0	0	0	2005	-	1	0	0	0	0
2006	.990	129	1110	81	12	111	2011	1.000	7	4	6	0	0	2007	1.000	2	3	0	0	0
2007	.988	108	859	48	11	86	Totals	1.000	9	5	6	0	0	2008	.981	77	146	5	3	3
2008	.993	68	533	30	4	34							2009	.972	23	35	0	1	0	
2009	.977	6	42	1	1	5							2010	.990	52	95	3	1	0	
2010	1.000	3	27	2	0	4							2011	.989	52	83	4	1	2	
2011	.997	53	354	17	1	27							Totals	.984	207	362	12	6	5	
Totals	.990	387	3096	191	34	286														

NOW PITCHING...

The Orioles have used non-pitchers on the mound on six occasions, including twice in one game; June 26, 1978 during a 22-10 loss at Toronto. Chris Davis' appearance at Boston on May 6, 2012 was the first pitching victory recorded by an AL position player since Rocky Colavito did it in 1968. The other five pitching appearances by position players have taken place in Orioles road losses.

Player (Pos)	Date	Opp.	IP	H	R/ER	HR	BB	K	ERA
Larry Harlow (OF)	June 26, 1978	@TOR	0.2	2	5/5	1	4	1	67.50
Elrod Hendricks (CA)	June 26, 1978	@TOR	2.1	1	0/0	0	1	0	0.00
Todd Cruz (SS)	Sept. 18, 1984	@NYY	1.0	0	0/0	0	0	0	0.00
Jeff Tackett (CA)	Aug. 11, 1993	@DET	1.0	1	0/0	0	1	0	0.00
Manny Alexander (SS)	Apr. 19, 1996	@TEX	0.2	1	5/5	1	4	0	67.50
CHRIS DAVIS (INF/OF)	May 6, 2012	@BOS	2.0	2	0/0	0	1	2	0.00

Note: Both Alexander (Kevin Elster) and Harlow (John Mayberry) allowed grand slams in their appearance.

**RHP**

JIM JOHNSON43

*James Robert Johnson***BATS
RIGHT****THROWS
RIGHT****HEIGHT
6'6"****WEIGHT
240****Born:** June 27, 1983**2013 Opening Day Age:** 29**Birthplace/Resides:** Born in Johnson City, NY...Resides in Sarasota, FL**Contract Status:** Signed through 2013**M.L. Service:** 4 years, 165 days**Acquired:** Selected by the Orioles in the 5th round of the 2001 First Year Player Draft

GAME HIGHS & STREAKS

LONGEST RELIEF OUTING: 3.1 innings, April 19, 2008 vs. New York Yankees...**STRIKEOUT HIGH:** 4, twice, April 26, 2011 vs. Boston and July 29, 2009 vs. Kansas City...**WALK HIGH:** 3, twice, most recently May 5, 2008 at Oakland...**HR ALLOWED:** 2, September 5, 2011 vs. New York Yankees...**WINNING STREAK:** 4 games, May 12-July 3, 2011...**LOSING STREAK:** 4 games, July 5-September 5, 2011

2012 HIGHLIGHTS

- Set club single-season record and led MLB with 51 saves, becoming the 5th different reliever in AL history (Mariano Rivera twice) to post a 50-save season...Also set club record with 63 games finished
- Made first career All-Star team (1.0 IP, 1 K, 0 ER)...Was named MLB Delivery Man of the Month for May (1.42 ERA & 9 SV)
- Broke club single-season save record, 9/21 @BOS, with his 46th, passing Randy Myers (45 in 1997)
- Went 1-0 with a 0.36 ERA (25IP, ER, 4BB, 17K) & 21 saves in final 26 games, beginning 7/30, after allowing career relief-high 6ER in 0.1IP, 7/27 vs. OAK
- Became second fastest to 30 saves in O's history (95th game, 7/22 @CLE; breaking franchise record held by Lee Smith: 87th game, 7/14/97)
- Converted 25 straight save chances, 8/14/11-6/2/12, the 2nd longest streak in franchise history behind Randy Myers (34; 5/6-9/27/97)
- Set season-highs with 2.0IP & 3K, 5/6 @BOS
- Began the season with 12 consecutive scoreless appearances (12.2IP), 4/6-5/6
- Maintained an ERA under 1.00 for his first 23 games (23.0IP) through 6/2
- Went 2-0 with 20 saves and a 0.80 ERA (33.2IP, 3ER) in 32 games vs. the AL East, holding hitters to a .419 OPS
- Did not allow an earned run (10.0IP) in nine appearances in extra-inning games
- Recorded at least seven saves in each full month, including his high-mark of 10 in August
- Had an ERA of 2.03 or lower in every month except July (11.70), in which he allowed 13 of his 19ER all season
- Allowed a .231/.310/.269 line in 8 appearances when the game was tied and a .158/.234/.188 line in 33 appearances when the game was within a run
- Recorded 33 saves and pitched to a 3.49 ERA (38.2IP, 15ER) in 40 games on zero or one day's rest
- Went 2-0 with 18 saves and a 1.20 ERA (30.0IP, 4ER) in 31 games on two or more day's rest
- Pitched a scoreless 9th to close out O's 5-1 win @TEX in AL Wild Card Game
- Went 0-1 with 2 SV and a 10.38 ERA (4.1IP, 5ER) in 4G in the ALDS vs. NYY
- Was awarded the Hilton Smith Legacy Award by the Negro Leagues Baseball Museum as the top reliever in the American League

2012 CY YOUNG AWARD BALLOTING

Name	Points
David Price	153
Justin Verlander	149
Jered Weaver	70
Felix Hernandez	41
Fernando Rodney	38
Chris Sale	17
JIM JOHNSON	5

Johnson is the third Oriole to finish in the top seven in Cy Young Award balloting since 2000, joining Erik Bedard (tied for fifth in 2007) and Mike Mussina (tied for sixth in 2000).

PRO CAREER

2011: Set career-highs in games (69), wins (6), innings pitched (91) and strikeouts (58)...Was among AL relief leaders in innings pitched (2nd), wins (T-3rd), groundball/flyball ratio and groundball percentage (6th), games (T-7th), walks per 9.0 innings (10th), ERA (17th) and home runs per 9.0 innings (19th)...Lowered season ERA from 5.14 to 2.67 in final 56 games, during which he pitched to a 2.22 ERA (77.0IP, 19ER, 14BB, 44K)...Did not allow a run in 50 of his 69 appearances...Pitched more than 1.0



inning in 25 of his 69 appearances, including a season-high 3.0 twice (8/20 @LAA & 9/5 @NYY)...Converted his final eight save chances to end the season...Allowed 3HR in first 11 games, then did not allow a HR in his next 46 games (63.1IP), May 4-September 2...Earned seven saves and a win in his final 11 appearances...3.0IP on August 20 @LAA was longest outing since April 19, 2008 vs. NYY...Struck out season-high four in 2.0IP on April 26 vs. BOS.

2010: Limited to 26 games and 26.1 innings due to injury...Opened season with the Orioles, posting a 6.52 ERA (9.2IP, 7ER) in 10 games in April before being optioned to Triple-A Norfolk on May 1...Picked up only save of the season on April 18 at Oakland, one of four different O's pitchers to have save in team's first four wins of the year...O's were third ML team since the save became an official statistic in 1969 to accomplish that feat...Earned only win of 2010 on April 25 at Boston...Was recalled from Triple-A Norfolk and placed on the 15-day DL with right elbow inflammation on May 28...Transferred to the 60-day DL on July 21...Reinstated from the 60-day DL on August 27 and pitched to a 1.62 ERA (16.2IP, 3ER) in 16 games to the end of the season, striking out 13 and walking one (13 scoreless appearances).

2009: Set career-highs, appearing in a team-high 64 games and pitching 70.0 innings...Went 10-for-16 in save opportunities, going 8-for-11 after becoming primary closer on July 31...Allowed eight home runs after not allowing any in 2008...Allowed one ER or fewer in 57 of his 64 appearances...Improved K/BB rate from 1.36 in 2008 to 2.13 in 2009...Pitched a season-high 2.0 innings eight times...Earned his first save of the season, April 14 @TEX, with 2.0 scoreless innings...Struck out a season-high four on July 29 vs. KC, earning his second save of the season with 2.0 scoreless innings...Pitched to a 0.82 ERA (11.0IP, ER) in an 11-game span, April 13-May 9, lowering season ERA from 9.00 to 2.08...Had a 14-game stretch in which he pitched to a 0.47 ERA (19.1IP, ER), May 22-June 27, lowering ERA from 4.42 to 2.39...Went 3-3 with one save and a 3.00 ERA (42.0IP, 14ER) in the first half and 1-3 with nine saves and a 5.79 ERA (28.0IP, 18ER) in the second half...Pitched to a 0.75 ERA (12.0IP, ER) in nine June games...Allowed 11 earned runs in 5.2 IP (17.47 ERA) in his six losses but pitched to a 2.94 ERA (64.1IP, 21ER) in his other 58 appearances...Held opponents to a .207 average (6-29) with runners in scoring position and two outs...Pitched 11.2 scoreless innings in eight Interleague games...Went 4-4 with a 3.33 ERA (51.1IP, 19ER) in 45 night games and 0-2 with a 6.27 ERA (18.2IP, 13ER) in 19 day games.

2008: Began the season with Triple-A Norfolk...Was recalled on April 11 and made his first appearance on April 13 @TB...Finished 6th among AL rookies with 54 appearances despite missing last 5 weeks of the season...Earned first ML win June 2 vs. BOS...Notched first save April 19 with a season-high 3.1 scoreless IP vs. NYY...Became one of the Orioles' top relievers, posting a 2.23 ERA in 54 games before his season was cut short September 1 with right shoulder impingement syndrome...Was placed on the disabled list September 8, retroactive to September 1...Did not allow a HR all season and did not allow a run in his first 10 games.

2007: Made one relief appearance in two brief stints with the Orioles and spent the remainder of the season at AAA Norfolk...Was recalled on April 24 from AAA Norfolk with RHP Scott Williamson being placed on the disabled list...Gave up two runs on three hits in 2.0 innings vs. BOS on April 25 and was optioned to Norfolk on April 29...Rejoined the Orioles on August 23 when LHP Garrett Olson was optioned to Rookie-level Bluefield and did not appear in a game, being optioned to Norfolk the next day...Went 6-12 with a 4.07 ERA (148.0IP, 67ER) in 26 games (25 starts) for Norfolk, leading the Tides in starts, innings pitched and complete games (2)...Tied for 2nd in the International League in losses but also ranked among the league leaders in complete games (T-6th), starts (T-8th), innings pitched (T-10th), strikeouts (T-11th) and ERA (14th)...Pitched in the Arizona Fall League, going 1-0 with a 0.93 ERA in 7 games for the Phoenix Desert Dogs (9.2IP, ER).

2006: Was recalled from AA Bowie on July 29 to make one start for the Orioles, a 13-11 loss vs. CWS in his ML debut (3.0IP, 13 baserunners)...Was optioned back to Bowie the next day...Led Bowie in wins (13), innings pitched (156.0) and strikeouts (124) and tied Brian Finch for the lead with 26 starts...Topped Orioles farmhands in wins for the second straight season...Was tied for 2nd in innings pitched and finished 5th in strikeouts...Won his last four starts for the Baysox to finish tied for 3rd in the Eastern League with 13 wins...Was 6th in the league in innings pitched and tied for 8th in strikeouts...Was named to the Eastern League All-Star team...Pitched a scoreless inning in relief to preserve the South's lead, allowing a hit and striking out one batter...Was Bowie's Opening Night starter on April 6 and earned the win vs. Reading, pitching 5.0 innings without allowing an earned run...Pitched at least 5.0 innings in 19 of his 20 starts prior to being recalled...Was 9-5 with a 4.13 ERA (120.0IP, 55ER) in 21 games for Bowie when he was recalled by the Orioles on July 29...Went 4-1 with a 5.50 ERA (36.0IP, 22ER) in 6 starts after returning to the Baysox following his start for the Orioles.

2005: Was named Carolina League Pitcher of the Year and earned the Jim Palmer Prize as the top pitcher in the Orioles farm system...Led the league in strikeouts (168), was tied for 2nd in wins (12), 3rd in ERA (3.49) and 4th in IP (159.2)...Except for one fill-in start for AA Bowie, spent the season with Frederick, helping the Keys win their first CL title since 1990...Led Orioles minor leaguers in wins (12) and strikeouts (174)...Was 8th among all minor leaguers in strikeouts...Allowed three earned runs or fewer in 21 of his 28 starts between Frederick and Bowie and two earned runs or fewer in 14 starts...Struck out a season-high 11 batters in a 7-inning win on July 5 at Lynchburg...Was 5-4 with a 3.49 ERA in 15 starts for Frederick when he was promoted to Bowie for a start on June 25 vs. New Hampshire...Won his first 4 starts after returning to Frederick...Beginning with his start at Bowie, went 4-0 over five starts, pitching to a 1.15 ERA (31.1IP, 4ER), June 25-July 20...Allowed 21 ER in his next five starts, July 25-August 15, going 1-4 with a 6.23 ERA (30.1IP, 21ER)...Won 2 of his last 3 starts, then pitched 1.0 scoreless inning in relief in his final outing of the regular season to earn a save on September 5 at Wilmington...Went 1-1 in the Carolina League playoffs...Beat Lynchburg in the semifinals, allowing one earned run in 5.1 IP, but lost his start in the championship series at Kinston, allowing 4 runs in 6.0 innings...Was rated as the 14th best prospect in the Carolina League by *Baseball America*.

2004: Spent the majority of the season at Class-A Delmarva and was tied for 3rd on the team with 8 wins...Went 3-1 with a 1.85 ERA in 5 starts in June...Had three outings of at least 7.0 scoreless innings on the year...Was named Organizational Pitcher of the Month in July after going 3-2 with a 3.65 ERA in six starts...Made one start at Class-A Frederick in August...Missed the final



JOHNSON

2 weeks of the season with mononucleosis.

2003: Spent his second straight season at Rookie League Bluefield...After going winless in his first five starts, earned his first victory on July 23 at Johnson City, pitching 5.0 scoreless innings...Posted a 1.93 ERA in July.

2002: Started 9 of 11 outings for Bluefield...Pitched 5.0 or more innings in each of his nine starts on the year.

2001: Spent his first professional season with the Gulf Coast Orioles...Made his first three appearances in relief before starting his final four games.

PERSONAL/MISCELLANEOUS

Married the former Elizabeth Rowland (November 9, 2007)...They have a daughter, Abigail (August 18, 2009) and a son, Levi (April 3, 2012)...Nickname is "J.J."...Is a 2001 graduate of Union-Endicott (NY) HS...Had his high school jersey retired following the 2010 season...Was signed by Orioles scout Jim Howard.

YEAR	CLUB	W	L	ERA	G	GS	CG	SHO	SV	IP	H	R	ER	HR	HB	BB	IBB	SO	WP	BK
2001	Gulf Coast-1	0	1	3.86	7	4	0	0	0	18.2	17	10	8	3	2	7	1	19	1	0
2002	Bluefield	4	2	4.37	11	9	0	0	0	55.2	52	36	27	5	3	16	2	36	1	1
2003	Bluefield	3	2	3.68	11	11	0	0	0	51.1	62	24	21	2	4	18	0	46	4	1
2004	Delmarva	8	7	3.29	20	17	0	0	0	106.2	97	44	39	9	9	30	1	93	6	0
2005	Frederick	12	9	3.49	28	27	2	0	1	159.2	139	77	62	11	19	64	2	168	5	1
	Bowie	0	0	0.00	1	1	0	0	0	7.0	3	0	0	0	1	2	0	6	0	0
2006	Bowie	13	6	4.44	27	26	0	0	0	156.0	165	80	77	13	11	57	0	124	6	0
	BALTIMORE	0	1	24.00	1	1	0	0	0	3.0	9	8	8	1	1	3	0	0	0	0
2007	Norfolk	6	12	4.07	26	25	2	0	0	148.0	164	79	67	15	12	48	2	109	6	0
	BALTIMORE	0	0	9.00	1	0	0	0	0	2.0	3	2	2	0	0	2	0	1	0	0
2008	Norfolk	0	1	2.25	1	1	0	0	0	4.0	2	1	1	0	1	1	0	2	0	0
	BALTIMORE	2	4	2.23	54	0	0	0	1	68.2	54	18	17	0	3	28	3	38	1	1
2009	BALTIMORE	4	6	4.11	64	0	0	0	10	70.0	73	32	32	8	3	23	3	49	2	1
2010	Gulf Coast	0	0	6.75	4	4	0	0	0	4.0	5	3	3	2	0	1	0	5	0	0
	Frederick	0	0	3.00	2	0	0	0	0	3.0	6	1	1	1	1	0	0	1	0	0
	Bowie	0	0	1.80	4	1	0	0	0	5.0	2	1	1	0	0	0	0	6	0	0
	Norfolk	0	0	0.00	1	0	0	0	0	1.0	1	0	0	1	0	0	0	0	0	0
	BALTIMORE	1	1	3.42	26	0	0	0	1	26.1	32	11	10	2	1	5	1	22	4	0
2011	BALTIMORE	6	5	2.67	69	0	0	0	9	91.0	80	30	27	5	2	21	3	58	2	1
2012	BALTIMORE	2	1	2.49	71	0	0	0	51	68.2	55	21	19	3	3	15	1	41	1	0
Minor Lg. Totals		46	40	3.84	143	126	4	0	1	720.0	715	356	307	60	62	244	8	615	29	3
BALTIMORE TOTALS		15	18	3.14	286	1	0	0	72	329.2	306	122	115	19	13	97	11	209	10	3
American League		15	18	3.14	286	1	0	0	72	329.2	306	122	115	19	13	97	11	209	10	3
ML TOTALS		15	18	3.14	286	1	0	0	72	329.2	306	122	115	19	13	97	11	209	10	3

1- Selected by the Orioles in the 5th Round of the 2001 First Year Player Draft

WILD CARD

YEAR	CLUB	W	L	ERA	G	GS	CG	SHO	SV	IP	H	R	ER	HR	HB	BB	IBB	SO	WP	BK
2012	BAL vs. TEX	0	0	0.00	1	0	0	0	0	1.0	2	0	0	0	0	1	0	0	0	0
Totals		0	0	0.00	1	0	0	0	0	1.0	2	0	0	0	0	1	0	0	0	0

DIVISION SERIES

YEAR	CLUB	W	L	ERA	G	GS	CG	SHO	SV	IP	H	R	ER	HR	HB	BB	IBB	SO	WP	BK
2012	BAL vs. NYY	0	1	10.38	4	0	0	0	2	4.1	6	6	5	2	0	0	0	4	0	0
Totals		0	1	10.38	4	0	0	0	2	4.1	6	6	5	2	0	0	0	4	0	0

ALL-STAR

YEAR	CLUB	W	L	ERA	G	GS	CG	SHO	SV	IP	H	R	ER	HR	HB	BB	IBB	SO	WP	BK
2012	AL at KC	0	0	0.00	1	0	0	0	0	1.0	0	0	0	0	0	0	0	1	0	0
Totals		0	0	0.00	1	0	0	0	0	1.0	0	0	0	0	0	0	0	1	0	0

FIELDING

P	PCT	G	PO	A	E	DP
2006	-	1	0	0	0	0
2007	-	1	0	0	0	0
2008	1.000	54	4	10	0	1
2009	.933	64	4	10	1	0
2010	1.000	26	2	3	0	0
2011	.960	69	8	16	1	2
2012	1.000	71	6	12	0	1
Totals	.974	286	24	51	2	4



STEVE 52JOHNSON

Steven David Johnson

BATS
RIGHT

THROWS
RIGHT

HEIGHT
6'1"

WEIGHT
220

Born: August 31, 1987

2013 Opening Day Age: 25

Birthplace/Resides: Born in Baltimore, MD...Resides in Kingsville, MD

Contract Status: Signed through 2013

M.L. Service: 56 days

Acquired: July 30, 2009; from the Los Angeles Dodgers with INF Josh Bell in exchange for LHP George Sherrill



RHP

GAME HIGHS & STREAKS

LONGEST OUTING: 6.0 innings, twice, most recently August 25, 2012 vs. Toronto...**LONGEST RELIEF OUTING:** 3.0 innings, three times, most recently September 18, 2012 at Seattle...**STRIKEOUT HIGH:** 9, August 8, 2012 vs. Seattle...**WALK HIGH:** 3, three times, most recently September 29, 2012 vs. Boston...**HR ALLOWED:** 1, four times, most recently September 29, 2012 vs. Boston...**WINNING STREAK:** 4 games, August 8, 2012-current

2012 HIGHLIGHTS

- Had four stints with the O's (7/2-3, 7/15, 8/8-9 & 8/14-end of season) after having his contract selected from Triple-A Norfolk, 6/3
- Became 22nd player born in MD to play for the O's, the first to make his debut since John Bale in 2001
- Is 4-0 to start his career...Trails only Travis Driskill, Rocky Copping and Jerry Walker (5-0) and Ben McDonald (6-0) for longest undefeated stretch to begin his ML career with the Orioles
- Made ML debut, 7/15 vs. DET (2.0IP, H, ER, 2BB, 2K, HR to Miguel Cabrera)
- Made first ML start, 8/8 vs. SEA (W, 6.0IP, 5H, 2ER, 2BB, 9K), 23 years to the day his father, Dave, made his first career start in Baltimore & earned the win
- Went 3-0 with a 2.86 ERA (22.0IP, 7ER, 10.2 K/9) in 4 starts and 1-0 with a 1.10 ERA (16.1IP, 2ER, 11.6 K/9) in 8 relief appearances
- Did not allow a hit to opponents in 24PA (20AB, 3BB, SH) with RISP
- Posted a 0.81 ERA (22.1IP, 2ER, 27K) in 7 games (2starts), 8/25-9/24
- Struck out career-high nine batters, 8/8 vs. SEA
- Was equally effective against lefties (.563 OPS in 75PA) and righties (.560 OPS in 76PA)
- Posted a 2.86 ERA (91.1IP, 29ER) in 19 games (14 starts) with the Tides, including a 0.53 ERA (17.0IP, ER) in 5 relief appearances at AAA

PRO CAREER

2011: Went 5-1 with a 2.16 ERA (58.1IP, 14ER) and 59 K's in 10 starts for Triple-A Norfolk...Went season-high 8.0IP on May 31 vs. Richmond (H, 2ER, BB, 7K)...Was tied for 3rd in games started (17) and 4th in innings pitched (87.1) and strikeouts (63) for the Baysox...Went 2-7 with a 5.56 ERA (87.1IP, 54ER) in 17 starts for the Triple-A Norfolk Tides...Struck out season-high seven on August 25 vs. Gwinnett...Pitched for Mesa in the AFL, posting a 2.96 ERA (24.1IP, 8ER) in eight starts.

2010: Tied for the Eastern League lead with 28 games started and finished 5th with 128 strikeouts...Led the Baysox in starts, innings pitched and strikeouts...Struck out a season-high 10 July 20 against Binghamton.

2009: Made seven starts for Bowie and pitched to a 2.84 ERA after being acquired from the Dodgers on July 30...Struck out 38 batters in just 37.0 innings pitched...Was named Eastern League Pitcher of the Week August 31-September 7, when he went 2-0 with a 1.42 ERA and struck out 14 in 12.2 innings pitched.

2008: Was named to the Midwest League All-Star Team and started the game for the East team...Was promoted to Inland Empire on June 25.

2007: Made 16 starts for Great Lakes and pitched to a 4.85 ERA.

2006: Led the Pioneer League with 86 strikeouts...Was named Pioneer League Pitcher of the Week for June 26-July 2 when he totaled 17.1 innings over three starts and struck out 27 of the 58 batters he faced.

2005: Pitched in six games (three starts) for the GCL Dodgers and struck out 14 while walking four.

PERSONAL/MISCELLANEOUS

Graduated from St. Paul's (MD) HS...Is the son of former major league pitcher (Pirates, Orioles, Tigers) and current MASN analyst Dave Johnson...Was a member of the 2004 Youssef's Maryland Orioles National Championship Team...Helped St. Paul's to their first MIAA "A Conference" Championship as a freshman and repeated the feat his sophomore year...Was selected to Baltimore's All-Metro team all four years in high school, the only baseball player in the 50-year history of the award to accomplish the feat.

FRONT
OFFICE

ORIOLES
REACH

MANAGER &
COACHES

STEVE
JOHNSON

2013
IN REVIEW

OPPONENTS

MINOR
LEAGUES

RECORDS &
HISTORY

ORIOLE PARK

MEDIA



JOHNSON

YEAR	CLUB	W	L	ERA	G	GS	CG	SHO	SV	IP	H	R	ER	HR	HB	BB	IBB	SO	WP	BK
2005	Gulf Coast-1	0	2	9.53	6	3	0	0	0	11.1	18	12	12	1	4	0	14	1	1	
2006	Jacksonville	0	0	0.00	2	0	0	0	0	4.2	2	0	0	0	1	2	0	3	0	0
	Ogden	5	5	3.89	14	14	0	0	0	78.2	79	37	34	4	10	25	1	86	6	0
2007	Great Lakes	3	6	4.85	18	16	0	0	0	81.2	90	57	44	2	4	40	0	65	4	1
2008	Great Lakes	9	2	2.34	13	13	0	0	0	73.0	59	21	19	4	3	25	0	57	2	1
	Inland Empire	3	6	7.10	11	11	0	0	0	52.0	68	47	41	9	1	21	0	55	0	0
2009	Inland Empire	8	4	3.82	18	16	0	0	1	96.2	94	50	41	14	6	42	0	102	2	0
	Chattanooga	1	1	1.69	2	2	0	0	0	10.2	8	5	2	1	1	3	0	15	0	0
	Bowie-2	3	2	2.84	7	7	0	0	0	38.0	24	13	12	3	3	17	0	37	2	0
2010	Bowie-3/4	7	8	5.09	28	28	0	0	0	145.0	144	87	82	24	11	78	1	128	12	0
2011	Bowie	5	1	2.16	10	10	0	0	0	58.1	40	14	14	7	2	15	0	59	0	0
	Norfolk	2	7	5.56	17	17	0	0	0	87.1	101	56	54	7	4	47	0	63	5	0
2012	Norfolk	4	8	2.86	19	14	1	0	0	91.1	66	38	29	7	6	31	0	86	3	0
	BALTIMORE	4	0	2.11	12	4	0	0	0	38.1	23	9	9	4	0	18	1	46	1	0
	Minor Lg. Totals	50	52	4.17	165	151	1	0	1	828.2	793	437	384	83	56	350	2	770	37	3
	BALTIMORE Totals	4	0	2.11	12	4	0	0	0	38.1	23	9	9	4	0	18	1	46	1	0
	American League	4	0	2.11	12	4	0	0	0	38.1	23	9	9	4	0	18	1	46	1	0
	ML Totals	4	0	2.11	12	4	0	0	0	38.1	23	9	9	4	0	18	1	46	1	0

1- Selected by the Dodgers in the 13th round of the 2005 First Year Player Draft

2- Acquired by the Orioles with minor league INF Josh Bell in exchange for LHP George Sherrill, July 30, 2009

3- Selected by San Francisco in the Rule 5 Draft, December 10, 2009

4- Returned to the Orioles, March 16, 2010

FIELDING

P	PCT	G	PO	A	E	DP
2012	1.000	12	0	2	0	0
Totals	1.000	12	0	2	0	0

ADAM JONES 10

Adam LaMarque Jones

BATS	THROWS	HEIGHT	WEIGHT
RIGHT	RIGHT	6'3"	225

Born: August 1, 1985

2013 Opening Day Age: 27

Birthplace/Resides: Born and resides in San Diego, CA

Contract Status: Signed through 2018

M.L. Service: 5 years, 139 days

Acquired: February 8, 2008; from the Seattle Mariners with LHP George Sherrill and minor leaguers RHP Chris Tillman, RHP Kam Mickolio and LHP Tony Butler in exchange for LHP Erik Bedard

CF

GAME HIGHS & STREAKS

HITS: 4, nine times, most recently September 24, 2012 vs. Toronto (G1)...**RUNS:** 4, twice, most recently September 17, 2012 at Seattle...**DOUBLES:** 2, eight times, most recently August 8, 2012 vs. Seattle...**TRIPLES:** 1, 21 times, most recently July 18, 2012 at Minnesota...**HR:** 2, twice, most recently May 29, 2012 at Toronto...**RBI:** 5, July 28, 2008 at New York Yankees...**SB:** 1, 60 times, most recently September 30, 2012 vs. Boston...**WALKS:** 2, 15 times, most recently September 13, 2012 vs. Tampa Bay...**HITTING STREAK:** 20 games, May 10-29, 2012...**GRAND SLAMS:** 1, July 28, 2008 at New York Yankees off Dave Robertson...**WALK-OFF HOME RUNS:** 2, June 9, 2012 vs. Philadelphia off B.J. Rosenberg and May 24, 2011 vs. Kansas City off Joakim Soria...**INSIDE THE PARK HOME RUNS:** 1, May 22, 2010 at Washington off Craig Stammen



2012 HIGHLIGHTS

- Signed a 6-year contract extension through 2018 on 5/27
- Named MVO for second-straight season, the seventh Oriole to win the award in consecutive seasons
- Made second All-Star team (0-for-1) and won his second career Gold Glove Award (also 2009 for both)
- Led AL centerfielders in games (162) and putouts (439 – led for second time in last 3 seasons), ranking 2nd in range factor per game (2.75) and 3rd in assists (7)
- Is one of three Orioles outfielders who have won Gold Glove Awards (Paul Blair, 1967 & 1969-75 and Nick Markakis, 2011)
- Placed 6th in AL MVP voting
- Was 1 of 4 players to play in 162 games this season (Prince Fielder, Ichiro & Starlin Castro)
- Ranked in the top-10 in the AL in G (T-1st, 162); AB (4th, 648); TB (4th, 327); R (T-5th, 103); H (7th, 186); 2B (T-8th, 39); HR (T-10th, 32)
- Posted career-highs in G, AB, R, H, 2B, HR, SB (16), AVG (.287), SLG (.505), OPS (.839) and TB
- 20 of his 32 HR either tied the game (3) or gave the O's the lead (17), with the team going 23-8 when he homered
- Hit three game-winning HR in 12th inning or later this season, the first player in last 40 years to do so (Elias)
- Hit game-winning HR in 11th, 9/19 @SEA, his first 30 HR season
- Tied career-high (second time) with four runs, 9/17 @SEA
- Hit go-ahead HR in 8th, 9/6 vs. NYY, his 15th go-ahead HR of '12
- Set new career-high with 26th HR, 8/30 vs. CWS (J. Quintana)
- Hit 100th HR of career, 8/28 vs. CWS
- Had game-winning RBI in the 14th inning, 8/7 vs. SEA, his 4th GW hit in the 12th inning or later
- Tied career-high with four hits, 6/12 vs. PIT
- Hit 12th inning walk-off HR, 6/9 vs. PHI (second career)
- Had career-long 20-game hit streak, 5/10-29 (.358/.398/.716), tied for longest streak in MLB in 2012 at that point
- Homered in 15th inning, 5/16 @KC to give O's win
- Became first player since Mark McGwire in 1988 to homer in the 15th inning or later twice in the same season
- Hit go-ahead HR in the 17th inning, 5/6 @BOS, becoming the first Oriole to homer that late since Andy Etchebarren hit a walk-off HR in the 19th inning, 6/4/67 vs. WAS
- Batted .292/.393/.833 with 4HR and 10RBI in 28PA in extra-innings
- Had three 10-game hit streaks, first player with 3 such streaks in team's first 40 games since Brian Roberts ('05)
- Hit .380 (49-129) with a 1.075 OPS in his third plate appearance against a starter in a game
- Went a combined 2-for-26 in 6 post-season games vs. TEX & NYY
- Was awarded the John Henry "Pop" Lloyd Legacy Award by the Negro Leagues Baseball Museum in recognition of his baseball and community leadership

2012 AL MVP
AWARD BALLOTING

Name	Points
Miguel Cabrera	362
Mike Trout	281
Adrian Beltre	210
Robinson Cano	149
Josh Hamilton	127
ADAM JONES	120

Jones is just the third Oriole since 1997 to finish in the top six in MVP voting, joining Miguel Tejada (fifth in 2004) and Randy Myers (fourth in 1997).

PRO CAREER

2011: Named Most Valuable Oriole, setting single-season career-highs with 151 G, 26-2B, 25 HR, 83 RBI, 12 SB, 53 XBH and a .466 SLG %...16 assists led all ML CF and was 2nd among all AL OF...Is 5th in the majors with 41 assists since becoming an Oriole in 2008...Had season-high nine-game hit streak, August 12-21 (.455; 15-33)...Had eight-game hit streak, July 30-August 6 (.364; 12-33)...Had a seven-game RBI streak, June 18-25, collecting nine RBI in that span...Hit first career walk-off home run on May 24 vs. KC off Joakim Soria...It was the first walk-off homer for the Orioles since August 9, 2010 when Brian Roberts went deep off Chicago's J.J. Putz in the 10th inning...Tied career-high with four hits three times: May 11 vs. SEA, June 17 @WAS and August 20 @LAA...Collected season-high 4 RBI, August 6 vs. TOR...Hit safely in 21 of 26 games w/ an AB in May, collecting 11 multi-hit games and batting .343/.390/.463 on the month...Batted .295 with 21 HR and an .829 OPS in 454 PA vs. RHP and .242 with 4 HR and a .665 OPS in 164 PA vs. LHP...Hit 19 of his 25 HR at home, slugging .551 at OPACY compared to .379 on the road...Batted .383 with a 1.072 OPS in 16 games in the clean-up spot...Hit .328 (20-61) with 22 RBI in 65 PA with 2 outs and runners in scoring position...Batted .339/.397/.559 with 6 XBH and 9 RBI in 18 games vs. BOS...Hit .591/.625/.909 with 4 XBH and 6RBI in 6 G vs. SEA.

2010: Hit 19 home runs on the season, matching his career high (2009)...Tied a career-high with four hits (fourth time) on September 11 at Detroit...Led club and tied for 2nd in the American League with 12 outfield assists...His 12 assists were the most by a ML centerfielder...Batted .314 with eight doubles, a triple, nine home runs, 26 RBI and 26 runs in 44 games from June 5-July 27...Finished with a .320 avg. (T-22nd in AL), eight HR (T-2nd) and 21 RBI (T-11th) also ranked 7th with a .600 slugging percentage in June...Had career and team season-high 13 game hitting streak, May 14-27 (.320; 16-50)...Reached base safely in 17 straight games, July 30- August 16...Hit safely in 18 of 19 games from May 8-27, batting .329 (24-73)...Batted .348 in Interleague play, 18th-best in the American League.

2009: Set career-highs with 83 runs, 131 hits, 22 doubles, 19 HR, 70 RBI, 36 walks, a .277 average, .335 OBP and .457



JONES

SLG despite playing just 119 games...Won first career Gold Glove in CF, becoming first Oriole to win a Gold Glove since Mike Mussina (1999)...Was the first O's outfielder to win a Gold Glove since Paul Blair (1975)...Also made first career All-Star team, going 0-for-1 with a sacrifice fly that scored the game winning run...According to Elias, Jones, 23, is the third-youngest player with a game-winning RBI in the eighth inning or later of an All-Star Game, behind Ted Williams (1941) and Hank Blalock (2003), each of whom did it at age 22...Became the youngest Oriole to make the AL squad since Mike Mussina (also 23) in 1992 and the youngest O's position player to make the squad since Cal Ripken Jr. (22) in 1983...Was the first O's outfielder to appear in the Midsummer Classic since Melvin Mora in 2003...Had first career multi-HR game, May 12 vs. TB (Sonnanstine), collecting a season-high four RBI...Hit the front end of back-to-back homers with Nick Markakis, July 22 @NYY, in the top of the 9th inning...Tied a team season-high with three extra-base hits on May 9 vs. NYY...Collected a season and career-high tying four hits, July 22 @NYY, among 41 multi-hit games...Hit safely in career-high nine straight games twice; May 8-22 (.447; 17-38) and April 23-May 2 (.405; 17-42)...Hit 15 of his career-high 19 home runs vs. RHP, with 11 HR either tying game (two) or giving the O's the lead (nine)...Batted .359/.433/.628 with nine walks, a SB, seven doubles, a triple, four HR, 18 RBI and AL leading 24 R in 20 April games (78 AB)...Collected a team-high 10 multi-hit games in April...Batted .303 (97-320) with 12 HR and 47 RBI in 80 games before the All-Star break and .222 (34-169) in 39 games after the break...Hit .306 (56-183) with 20 extra-base hits, 24 RBI and 31 runs scored in 47 games vs. AL East opponents...Hit .309 (58-188) with a .910 OPS in 48 wins and .256 (73-285) with a .712 OPS in 17 losses...Batted .310 (106-342) hitting 1st or 2nd and .191 (25-131) batting 3rd, 4th or 5th...Hit .311 (32-103) with runners in scoring position...Batted .369 (45-122) in 32 day games...Placed on 15-day disabled list with a sprained left ankle on September 8, retroactive to September 2...Transferred to 60-day DL on September 9.

2008: Finished the year tied for 6th in the AL with seven triples...Reached base safely in 43 of his last 55 games, beginning June 27 @WAS, going 60-for-208 (.288) with 6 doubles, 5 triples, 5 home runs, 35 runs scored and 29 RBI...Batted .353 (12-34) against the Mariners, who traded him to the O's in the Erik Bedard deal...Batted .323 (32-99) with 5-2B, 3B, 2HR, 13R and 12 RBI in 27 June games...Homered in consecutive games June 5 @MIN and June 6 @TOR...The homer in Minnesota proved to be the game winner in a 3-2 win, while the 2R-HR in Toronto gave the Birds a two-run lead in a game they held on to win by a run...Hit in 8 straight games, June 27-July 4, going 15-for-32 (.469) with 2-3B, 9R and 7RBI...Hit in 13 of 14 games, June 27-July 11, going 22-for-53 (.415) with 2-2B, 3-3B, HR, 12R and 13RBI...Recorded two 4-hit games (May 20 @NYY and June 28 @WAS) and eight 3-hit games...Posted a career-high 5RBI July 28 at New York with a grand slam off David Robertson and an RBI triple off Mike Mussina...Drove in 4R May 20 @NYY and September 8 vs. CLE with a HR off Brendan Donnelly...Gave the O's a walk-off win vs. CWS April 17 with a RBI single in the bottom of the 10th inning...Hit the last 3B in the history of Yankee Stadium in the second inning September 21, 2008...Recorded first Orioles hit and run scored April 2 vs. TB off Matt Garza. Later that night drove in his first run and stole his first base as an Oriole...Was placed on the disabled list August 5, retroactive to August 3, after breaking his left foot by fouling a pitch off of it August 2 at Seattle...Was activated from the disabled list September 1.

2007: Named Seattle organization's Minor League Player of the Year for the second time after leading Mariner minor leaguers with a .314 batting average while finishing tied for the organization lead in home runs (24) and tied for third in RBI (84)...Was named to the AAA All-Star team by both *Baseball America* and Topps...Also was named a 2nd-team minor league All-Star by *Baseball America*...Finished 3rd in the Pacific Coast League a .586 slugging percentage...Started in the 2007 AAA All-Star Game and was named PCL Player of the Week, June 11-17...Was recalled from AAA Tacoma on August 3 and made his season debut for Seattle that night, starting in left field vs. Boston...Went 2-for-4 and scored 2 runs...Appeared in 38 games combined between the three outfield positions, making 16 starts (LF-11, CF-3, RF-2)...Recorded a career-high 3 hits and 4 runs on August 9 @BAL...The four runs scored set Mariners single-game record by a rookie...Homered and a season-high 2 RBI on August 30 @CLE...Had a game-tying pinch-hit home run in the 8th inning on September 12 vs. OAK...Began his second straight season at Tacoma, appearing in 93 games in CF and 8 in RF...Had 4 multi-homer games and hit 2 leadoff home runs, May 10 at Round Rock and June 1 vs. Omaha...Recorded a run in a season-high 7 consecutive games, July 8-17...Went 5-for-5 with a run scored, 2 extra-base hits and 3 RBI on July 17 at Salt Lake...Recorded 34 multi-hit games, including 13 three-hit games, 3 four-hit games and one five hit game...Had 22 multi-RBI games.

2006: In his first season since being converted to the outfield, became one of 13 players to make his major league debut with Seattle during the season...Was selected from AAA Tacoma on July 14 and made his debut that night @TOR, starting in center field and going 0-for-3 with a walk...Collected first ML hit July 18 @NYY, a single off Sidney Ponson in the 6th inning...Had gone 0-for-12 to begin his big league career, the longest 0-fer by a Mariner to open a major league career (Ricky Nelson, Donell Nixon and Rich Amaral were all 0-for-11)...Hit his first home run on August 10 @TEX (Eaton)...Was optioned to Tacoma on August 22 and recalled again on September 8...Was named Tacoma's MVP by the Mariners Minor League Department, batting .287 in 96 games with 19 doubles, 4 triples, 16 HR and 62 RBI.

2005: Split the season between Class-A Inland Empire and AA San Antonio (AA), setting career-highs in hits (148), doubles (30), triples (8) and home runs (15) and earning Mariners' Minor League Player of the Year honors...Started season with Inland Empire, hitting safely in 50 of 68 games...Recorded a season-high 11-game hit streak, batting .468 (22-47) with 14 runs, 7 doubles, 2 triples, 3 home runs and 13 RBI, May 21-June 1...Was promoted to San Antonio on June 22...Batted .352 (31-88) with 14 runs, 9 extra base hits and 6 RBI in 25 games in July...Played for the Peoria Javelinas in the Arizona Fall League following the season and was converted from shortstop to center field.

2004: Led Class-A Wisconsin in RBI, games played, hits, multi-hit games (42), multi-RBI games (17) and total bases (206)...Had a season-high 9-game hitting streak June 8-17...Hit a grand slam at Quad City on May 25...Recorded his first career multi-homer game on July 31 at Battle Creek...Was transferred to Class-A Inland Empire on September.



2003: Began his pro career with Rookie-level Peoria...Hit safely in 7 of 8 games to start his career...Had 8 multi-hit games, including four 3-hit games...Was promoted on September 2 to Class-A Everett, where he had 3 multi-hit games in 3 starts.

PERSONAL/MISCELLANEOUS

Graduated from Morse HS in San Diego, CA in June 2003...Hit .406 with 27 RBI and four home runs during his senior season, while posting a 3-3 record with a 2.71 ERA on the mound...Was drafted in the first round (37th selection overall) by Seattle in the 2003 First Year Player Draft and was signed by Mariners scout Tim Reynolds. In 2012, the Major League Baseball Players Alumni Association named Jones the winner of the 2012 Heart and Hustle Award...The Annual Heart and Hustle Award recognizes one player on each Major League team who demonstrates a passion for the game of baseball and best embodies the values, spirit and traditions of the game...The award is a departure from the standard recognition of pure on-field performance and instead recognizes the intangible values of a true team player and leader...Also in 2012, in a special on-field ceremony during the team's final weekend of the regular season, Jones was presented with a Key to the City by Baltimore Mayor Stephanie Rawlings-Blake... Adam was honored for his extensive work with Baltimore City youth as well as his work with children from the Y of Central Maryland.

YEAR	CLUB	AVG	G	AB	R	H	2B	3B	HR	RBI	SH	SF	HBP	BB	IBB	SO	SB	CS	GDP	SLG	OBP
2003	AZL Mariners-1	.284	28	109	18	31	5	1	0	8	3	1	10	5	0	19	5	1	1	.349	.368
	Everett	.462	3	13	2	6	1	0	0	4	0	1	0	1	0	3	0	0	1	.538	.467
2004	Wisconsin	.267	130	510	76	136	23	7	11	72	4	7	5	33	0	124	8	4	13	.404	.314
2005	Inland Empire	.295	68	271	43	80	20	5	8	46	2	5	8	29	0	64	4	5	4	.494	.374
	San Antonio	.298	63	228	33	68	10	3	7	20	2	2	3	22	1	48	9	4	4	.461	.365
2006	Tacoma	.287	96	380	69	109	19	4	16	62	1	1	6	28	1	78	13	4	12	.484	.345
	SEATTLE	.216	32	74	6	16	4	0	1	8	0	0	0	2	0	22	3	1	3	.311	.237
2007	Tacoma	.314	101	420	75	132	27	6	25	84	0	2	11	36	1	106	8	7	7	.586	.382
	SEATTLE	.246	41	65	16	16	2	1	2	4	1	0	1	4	0	21	2	1	0	.400	.300
2008	BALTIMORE-2	.270	132	477	61	129	21	7	9	57	2	5	7	23	0	108	10	3	12	.400	.311
2009	BALTIMORE	.277	119	473	83	131	22	3	19	70	0	3	7	36	3	93	10	4	13	.457	.335
2010	BALTIMORE	.284	149	581	76	165	25	5	19	69	2	2	13	23	1	119	7	7	17	.442	.325
2011	BALTIMORE	.280	151	567	68	159	26	2	25	83	1	12	9	29	2	113	12	4	16	.466	.319
2012	BALTIMORE	.287	162	648	103	186	39	3	32	82	0	2	13	34	0	126	16	7	15	.505	.334
Minor Lg. Totals		.291	489	1931	316	562	105	26	67	296	12	19	43	154	3	442	47	25	42	.476	.354
BALTIMORE Totals		.280	713	2746	391	770	133	20	104	361	5	24	49	145	6	559	55	25	73	.457	.325
American League		.278	786	2885	413	802	139	21	107	373	6	24	50	151	6	602	60	27	76	.452	.323
ML Totals		.278	786	2885	413	802	139	21	107	373	6	24	50	151	6	602	60	27	76	.452	.323

1-Selected by Seattle in the 1st round of the 2003 First Year Player Draft

2-Acquired by the Orioles from Seattle with LHP George Sherrill, RHP Chris Tillman, RHP Kam Mickolio and LHP Tony Butler in exchange for LHP Erik Bedard, February 8, 2008

WILD CARD

YEAR	CLUB	AVG	G	AB	R	H	2B	3B	HR	RBI	SH	SF	HBP	BB	IBB	SO	SB	CS	GDP	SLG	OBP
2012	BAL vs. TEX	.000	1	3	0	0	0	0	0	1	0	1	0	0	0	1	0	0	0	.000	.000
Totals		.000	1	3	0	0	0	0	0	1	0	1	0	0	0	1	0	0	0	.000	.000

DIVISION SERIES

YEAR	CLUB	AVG	G	AB	R	H	2B	3B	HR	RBI	SH	SF	HBP	BB	IBB	SO	SB	CS	GDP	SLG	OBP
2012	BAL vs. NYY	.087	5	23	0	2	0	0	0	0	0	0	0	0	0	6	0	0	0	.087	.087
Totals		.087	5	23	0	2	0	0	0	0	0	0	0	0	0	6	0	0	0	.087	.087

ALL-STAR

YEAR	CLUB	AVG	G	AB	R	H	2B	3B	HR	RBI	SH	SF	HBP	BB	IBB	SO	SB	CS	GDP	SLG	OBP
2009	AL at STL	.000	1	1	0	0	0	0	0	1	0	1	0	0	0	0	0	0	0	.000	.000
2012	AL at KC	.000	1	1	0	0	0	0	0	0	0	0	0	0	0	0	0	0	0	.000	.000
Totals		.000	2	2	0	0	0	0	0	1	0	1	0	0	0	0	0	0	0	.000	.000

FIELDING

OF	PCT	G	PO	A	E	DP
2006	.960	26	67	5	3	1
2007	.953	38	39	2	2	1
2008	.991	129	336	4	3	1
2009	.986	118	349	9	5	1
2010	.984	149	422	12	7	6
2011	.980	148	379	16	8	5
2012	.982	162	439	7	8	0
Totals	.983	770	2031	55	36	15

Invitee

JAI R JURJENS 48

Jair Francoise Jurjens



RHP

BATS	THROWS	HEIGHT	WEIGHT
RIGHT	RIGHT	6'1"	200

Born: January 29, 1986

2013 Opening Day Age: 27

Birthplace/Resides: Born in Santa Maria, Curacao...

Resides in Willemstad, Curacao

Contract Status: Signed through 2013

M.L. Service: 4 years, 142 days

Acquired: February 15, 2013; signed by the Orioles as a free agent

GAME HIGHS & STREAKS

LONGEST OUTING: 9.0 innings, twice, most recently July 1, 2011 vs. Baltimore...**LOW HITTER:** 1, July 1, 2011 vs. Baltimore...**LONGEST RELIEF OUTING:** 1.0 inning, July 31, 2012 vs. Miami...**STRIKEOUT HIGH:** 10, September 11, 2008 vs. Colorado...**WALK HIGH:** 6, twice, most recently August 30, 2010 vs. New York (NL)...**HR ALLOWED:** 3, three times, most recently August 30, 2011 vs. Washington...**WINNING STREAK:** 5 games, April 16-May 14, 2011...**LOSING STREAK:** 4 games, June 5-26, 2009

2012 HIGHLIGHTS

- Spent the season between Atlanta (11G/10GS) and AAA Gwinnett (14GS)
- Opened the season with Atlanta and went 0-2 with a 9.37 ERA before being optioned to Gwinnett, 4/23
- Recalled from Gwinnett to make a start on 6/22 @BOS (W, 7.2IP, 3H, ER, BB, 4 K)
- Posted three-game win streak, 6/22-7/8, for the first time since winning four straight decisions, 6/19-7/6/11
- Placed on 15-day DL (groin), 8/1
- Went 3-4 with a 5.18 ERA in 10 GS for Gwinnett, allowing 68H, 39R/33ER and 14BB, while recording 30K in 57.1IP
- Recorded three consecutive Quality Starts, including back-to-back wins, in his first three starts with Gwinnett, posting a 2-0 record with a 2.05 ERA
- Posted a 2-0 record with a 1.17 ERA (23.0IP, 3ER) in three day starts
- Tossed a 7.0-inning CG, 5/11 vs. Toledo, allowing two runs on eight hits

PRO CAREER

2011: Opened the season on the DL with a strained right oblique...Was placed on the DL on 4/3 (retroactive to 3/25) and missed 15 team games...First start of 2011 came 4/16 vs. NYM when he tossed 7.0 shutout innings allowing just two hits in the 4-0 victory...Was placed on the DL for a second time on 8/6 (retroactive to 8/2) with a right knee strain...Prior to landing on the DL, went 0-3 with a 6.38 ERA in five starts...Missed the entire month of September with a right knee strain...Selected to his first All-Star game after finishing the first half of the season with NL-leading 12 wins and the second-lowest ERA (1.87)...At the time of his second DL stint, ranked 8th in the NL with a 2.71 ERA and his 2.50 night ERA ranked 7th in the majors (3rd in the NL)...Went at least 6.0 innings in 18 of his 22 starts, nine of which were at least 7.0 innings...In games in which he pitched at least 7.0 innings (nine starts), went a perfect 8-0 with a 1.29 ERA while the team went 9-0...Posted a four-game winning streak 6/19-7/6...During the seven-start span, pitched at a 2.84 ERA while the team went 7-0...With his 11th win on 7/1, he became the first pitcher to claim 11 victories in 15 or fewer starts since Tom Glavine earned his 11th win in his 15th start in 2002...Made his 15th start of the season on 7/1 and claimed his 11th win while lowering his ERA to 1.89, the 2nd Brave with 11 wins and sub-2.00 ERA in his first 15 starts of a season (Glavine 2002 - courtesy Elias Sports Bureau)...Started the season with 11 "Quality Starts", the longest such streak by a Braves starting pitcher since Greg Maddux posted 16 in a row to start the 1994 campaign...Voted the NL Pitcher of the Month for the month of May, going 5-1 (tied for ML lead in wins) with a 1.65 ERA (2nd in NL) in 43.2 IP (2nd in NL), his 2nd career award (also September 2009)...Made his ninth start of the season on 5/29 vs. CIN and claimed his seventh win while lowering his season ERA to 1.51...According to the Elias Sports Bureau, only three other pitchers in Major League history have started a season with nine consecutive games of 6.0+ IP while allowing two-or-fewer earned runs in each game: Lefty Gomez in 1937, Randy Johnson in 2000 and Ubaldo Jimenez (12 games) in 2010...Did not allow more than two earned runs in any of his first nine starts this year, posting a 1.51 ERA (65.2IP, 11ER) along the way...Became the first Braves starting pitcher to begin the season 5-0 with a sub-2.00 ERA since Tom Glavine began the 2000 campaign 5-0 with a 1.80 ERA.

2010: Was placed on the DL on 4/30 with a strained left hamstring...Prior to landing on the DL, went 0-3 with a 6.38 ERA in five starts...Made three rehab starts with AAA Gwinnett, where he went 1-1 with a 5.54 ERA (13.0IP, 8ER)...Went 7-3 with a 4.19 ERA in 15 starts after being activated from the 15-day DL on 6/30...Matched his career-best four-game winning streak, 8/5-9/4...Eight strikeouts on 8/30 vs. NYM and seven strikeouts on 9/4 @FLA marked the first time in his career he had fanned seven or



more batters in back-to-back outings...Was scratched from 9/20's scheduled start due to a right knee injury that he suffered in the bullpen on 9/17 @NYM...The injury sidelined him for the remainder of the year.

2009: Finished the season with a career-high four-game winning streak (also: 5/21-6/27/08) dating back to 9/11 @STL...During the streak, he posted a "Quality Start" in each of his five starts, pitched to a 0.97 ERA (37.0IP, 4ER), and held opponents to a .194 average...Was voted NL Pitcher of the Month for September, when he posted a 4-1 record with a 1.25 ERA...Ranked 3rd in the NL in ERA (2.60)...Allowed two or fewer earned runs in 26 of his 34 starts (77%)...Became only the 6th active pitcher to record 13-or-more wins in both his rookie and sophomore seasons...Limited batters to a .192 average with RISP...During his four wins in September, posted a 0.62 ERA and held opponents to a .210 batting average...His four September wins tied for the NL lead, and his ERA was T-2nd in the Majors (min. 25.0 IP)...His .187 opponents' batting average (min. 30.0 IP) in July ranked 4th in the Majors (2nd in the NL) and his four July wins were tied for the 4th-most during the month.

2008: Pitched his first full season in the Majors after coming to the Braves from DET...Led the Braves in wins (13), GS (31), IP (188.1) and strikeouts (139)...Finished 3rd in the NL Rookie of the Year voting behind CHI's G. Soto and CIN's J. Votto...Led all rookie qualifying starters with a 3.68 ERA and tied for the rookie lead with 13 wins...Was 2nd with 138 K and 3rd with 181.1 IP...His 11 home runs allowed were the fewest allowed among all rookies with at least 25 starts...Was named the NL Rookie of the Month in June, going 3-0 with a 1.63 ERA in four starts, the first Brave to win the award since its inception in 2001...Was the only MLB pitcher to start at least three Interleague games without allowing an earned run (1-0, 0.00 ERA, 3GS, 19.0IP)...Won his rookie-leading 13th game of the season with his first-career 10 strikeout performance in an 8-4 win over COL on 9/11...With win on 7/8 @LAD (6.0IP, 5H, R), improved to 9-4 on the year and tied the Braves' 71-year-old record for wins before the All-Star break by a rookie, a mark originally set by Boston's Lou Fette in 1937...Won back-to-back starts with a 6-3 victory @NYM on 4/25 and collected his first ML hit with a single off Mike Pelfrey in the 6th inning...Earned his first win with the Braves on 4/2 vs. PIT, going 5.1 IP and allowing two runs on seven hits with a walk and five K.

2007: Matched 2006 season's victory total of 10...Joined the Tigers after having contract purchased on 8/15 and became the first pitcher from his native Curacao to reach the Major Leagues...Named by Baseball America as the Braves' 3rd-best prospect following the season...Selected to the Eastern League's mid-season All-Star squad...Was 2nd in the Eastern League and 5th among Tigers minor leaguers with a 3.20 ERA...Sidelined, 5/31-6/15, with a right groin strain...Compiled a 5-2 record and 2.33 ERA (46.1IP, 12ER) over his final seven starts with Erie 6/27-8/7, winning each of his last three starts with the SeaWolves, 7/26-8/7, posting a 0.78 ERA (23.0IP, 2ER) and 24K...Fanned a season-best 10 batters on 7/26 vs. Harrisburg...Selected as the EL Pitcher of the Week, 7/30-8/5, after firing a three-hit shutout on 8/1 at New Britain, matching season-high with 10K...Made his ML debut, 8/15 @CLE and took the loss after allowing four runs in seven innings...Earned his first ML win, 8/21 vs. CLE after limiting the Indians to one run on one hit in 6.2 innings of work...Went on the DL, 8/27, with right shoulder inflammation after he left his start on 8/26 vs. NYY in the 2nd inning...Reinstated from the DL, 9/11...Held right-handed batters to a .167 average (8-48) with the Tigers...Named 6th-best prospect in the EL following the season by Baseball America.

2006: Opened the season with Lakeland (A) before earning a promotion to Erie (AA) on 6/12...Fanned a season-high 10 batters, 5/22 at Palm Beach...Compiled a 2.00 ERA (27.0IP, 6ER) over his first five starts with Erie, 6/16-7/10, winning each of his first three decisions, 6/22-7/5...Sidelined, 7/21-29, with a neck strain...Landed on the DL, 8/26, for the remainder of the season with a right shoulder strain...Named the 4th-best prospect in the Tigers organization, 16th-best prospect in the FSL and 17th-best prospect in the EL following the season by Baseball America...Rated as possessing the best control in the Tigers organization following the season by Baseball America.

2005: Tied for 4th in the Midwest League with 12 wins for Single-A West Michigan, while he finished 7th with a 3.41 ERA...Earned a spot on the Midwest League's mid-season All-Star Squad...Won his first four decisions of the season over a seven-start stretch, 4/12-5/15...Won his only start during the Midwest League playoffs, fanning seven batters in 6.0 shutout innings...Named the 16th-best prospect in the Tigers organization following the season by Baseball America.

2004: Began the season with the Gulf Coast League Tigers and tied for the GCL lead with two CG...Fanned a season-best 11 batters in a win over the GCL Braves on 7/15 (7.0IP, H)...Promoted to Class-A Oneonta, 7/25...Named the 22nd-best prospect in the Tigers organization following the season by Baseball America.

2003: Made his professional debut with the GCL Tigers as a non-drafted free agent on 5/22.

PERSONAL/MISCELLANEOUS

Resides in Willemstad, Curacao...Played for the Netherlands during the 2006 World Baseball Classic, picking up a loss in his only appearance while allowing three runs in an inning of relief...Signed by Greg Smith (Tigers).



JURRJENS

YEAR	CLUB	W	L	ERA	G	GS	CG	SHO	SV	IP	H	R	ER	HR	HB	BB	IBB	SO	WP	BK
2003	GCL Tigers-1	2	1	3.21	7	2	0	0	0	28.0	33	16	10	3	4	3	0	20	0	0
2004	GCL Tigers	4	2	2.27	6	6	2	1	0	39.2	25	16	10	2	1	10	1	39	4	0
	Oneonta	1	5	5.31	7	7	0	0	0	39.0	50	25	23	0	3	10	1	31	5	1
2005	West Michigan	12	6	3.41	26	26	0	0	0	142.2	132	62	54	5	6	36	1	108	12	3
2006	Lakeland	5	0	2.08	12	12	0	0	0	73.2	53	23	17	4	2	10	0	59	3	0
	Erie	4	3	3.36	12	12	0	0	0	67.0	71	30	25	7	4	21	2	53	4	0
2007	Erie	7	5	3.20	19	19	1	1	0	112.2	112	43	40	7	1	31	3	94	9	1
	DETROIT	3	1	4.70	7	7	0	0	0	30.2	24	16	16	4	1	11	0	13	2	0
2008	ATLANTA-2	13	10	3.68	31	31	0	0	0	188.1	188	87	77	11	4	70	9	139	3	0
2009	ATLANTA	14	10	2.60	34	34	0	0	0	215.0	186	71	62	15	3	75	1	152	3	2
2010	Gwinnett	1	1	5.54	3	3	0	0	0	13.0	20	8	8	2	0	6	0	9	1	0
	ATLANTA	7	6	4.64	20	20	0	0	0	116.1	120	63	60	13	2	42	5	86	2	0
2011	Gwinnett	1	0	3.00	1	1	0	0	0	6.0	4	2	2	1	0	2	0	3	0	0
	ATLANTA	13	6	2.96	23	23	2	1	0	152.0	142	52	50	14	4	44	5	90	4	2
2012	Gwinnett	4	6	4.98	14	14	1	0	0	72.1	79	47	40	10	1	16	0	39	1	0
	ATLANTA	3	4	6.89	11	10	0	0	0	48.1	72	40	37	8	1	18	0	19	1	0
Minor Lg. Totals		41	29	3.47	107	102	4	2	0	594.0	579	272	229	41	22	145	8	455	39	5
American League		3	1	4.70	7	7	0	0	0	30.2	24	16	16	4	1	11	0	13	2	0
National League		50	36	3.58	119	118	2	1	0	720.0	708	313	286	61	14	249	20	486	13	4
ML TOTALS		53	37	3.62	126	125	2	1	0	750.2	732	329	302	65	15	260	20	499	15	4

1- Signed by Detroit as a non-drafted free agent, May 22, 2003

2- Acquired by Atlanta with Gorkys Hernandez in exchange for Edgar Renteria, October 29, 2007

ALL-STAR

YEAR	CLUB	W	L	ERA	G	GS	CG	SHO	SV	IP	H	R	ER	HR	HB	BB	IBB	SO	WP	BK
2011	NL at ARI	0	0	0.00	1	0	0	0	0	1.2	1	0	0	0	0	0	0	1	0	0
Totals		0	0	0.00	1	0	0	0	0	1.2	1	0	0	0	0	0	0	1	0	0

WORLD BASEBALL CLASSIC

YEAR	CLUB	W	L	ERA	G	GS	CG	SHO	SV	IP	H	R	ER	HR	HB	BB	IBB	SO	WP	BK
2006	Netherlands	0	1	27.00	1	0	0	0	0	1.0	3	3	3	1	0	0	0	1	0	0
Totals		0	1	27.00	1	0	0	0	0	1.0	3	3	3	1	0	0	0	1	0	0

BATTING RECORD

YEAR	CLUB	W	L	ERA	G	GS	CG	SHO	SV	IP	H	R	ER	HR	HB	BB	IBB	SO	WP	BK
Career	.113	222	17	25	3	1	0	7	28	0	1	18	0	75	0	0	4	.135	.183	

FIELDING

P	PCT	G	PO	A	E	DP
2007	1.000	7	0	4	0	0
2008	.978	31	9	35	1	1
2009	.922	34	15	32	4	2
2010	.964	20	5	22	1	0
2011	1.000	23	9	29	0	2
2012	1.000	11	2	13	0	1
Totals	.967	126	40	135	6	6

YOUNGEST PLAYERS IN ORIOLE HISTORY

YOUNGEST TO DEBUT BEFORE 21

Player	Pos	Age	Debut
Frank Zupo	CA	17.305	07/01/57
Ron Moeller	P	17.330	09/08/56
George Werley	P	18.021	09/29/56
Milt Pappas	P	18.091	08/11/57
Bob Saverine	IF	18.102	09/12/59

MOST RECENT TO DEBUT BEFORE 21

Player	Pos	Age	Debut
DYLAN BUNDY	P	19.313	09/23/12
MANNY MACHADO	IF	20.034	08/09/12
Hayden Penn	P	20.228	05/28/05
Matt Riley	P	20.039	09/09/99
Eugene Kingsale	OF	20.014	09/03/96
Storm Davis	P	20.124	04/29/82
Cal Ripken, Jr.	IF	20.351	08/10/81



MANNY 13MACHADO

Manuel Arturo Machado

BATS	THROWS	HEIGHT	WEIGHT
RIGHT	RIGHT	6'2"	180

Born: July 6, 1992

2013 Opening Day Age: 21

Birthplace/Resides: Born in Miami, FL...Resides in Hialeah, FL

Contract Status: Signed through 2013

M.L. Service: 56 days

Acquired: Orioles 1st round selection (3rd overall) in the 2010 First Year Player Draft



INF

GAME HIGHS & STREAKS

HITS: 3, twice, most recently September 22, 2012 at Boston...**RUNS:** 2, 4 times, most recently September 28, 2012 vs. Boston...**DOUBLES:** 1, eight times, most recently September 28, 2012 vs. Boston...**HR:** 2, twice, most recently September 26, 2012 vs. Toronto...**RBI:** 4, August 10, 2012 vs. Kansas City...**SB:** 1, twice, most recently September 11, 2012 vs. Tampa Bay...**WALKS:** 2, twice, most recently October 3, 2012 at Tampa Bay...**HITTING STREAK:** 6, August 31-September 5, 2012.

2012 HIGHLIGHTS

- Had contract selected August 9 from Double-A Bowie and made his debut that night against Kansas City
- At 20 years, 34 days old, became the 31st player to make his Orioles debut before the age of 21
- Became the 20th-youngest player to make his debut in Orioles history, and the first to debut before 21 since RHP Hayden Penn on May 28, 2005...The last Oriole position player to debut before age 21 was OF Eugene Kingsale on September 3, 1996
- Became 16th Oriole to have two hits in his MLB debut
- Became the fourth Oriole to triple in his major league debut, joining Bernie Castro (September 1, 2005), Marv Breeding (April 19, 1960, was also his first hit) and Barry Shetrone (July 27, 1959)...The last Oriole to triple for his first major league hit was Blake Davis on June 24, 2011 vs. Cincinnati
- In his second major league game, at 20 years, 35 days old, became the first player in modern major-league history (since 1900) to hit two homers and a triple in his first two career games in the majors
- Became the first AL player with two multi-homer games at the age of 20 or younger since Ken Griffey Jr. in 1989
- Is the second Oriole in history to hit two homers in a game within his first two career games, joining Curt Blefary on April 17, 1965 in his second game against Boston (21 years, 286 days old)
- At 20 years, 35 days old, became the youngest player in major-league history to have a multiple home run game in either his first or second career game...The previous youngest was Manny Ramirez on September 3, 1993, when Ramirez (21 years, 96 days old) hit two homers in his second career game, at Yankee Stadium on September 3, 1993 off Melido Perez and Paul Gibson
- Batted .375 (6-16) with a double, a triple, three homers, five runs scored, seven RBI and a 1.500 OPS in his first four MLB games
- Posted extra-base hits in each of his first four major league games, becoming the fifth player since 1918 to accomplish that feat...Was the 3rd player in the AL to do it in 2012, joining Yoenis Cespedes (March 28-April 7) and Will Middlebrooks (May 2-7)...In the 94 seasons prior to 2012, only Enos Slaughter (April 19-23, 1938) and Coco Laboy (April 8-11, 1969) had recorded extra-base hits in their first four major league games
- Became the fourth Oriole to begin his Orioles career with at least one extra-base hit in each of his first four games, joining Ray Knight (4/6-10/87), Lee May (4/10-13/75) and Frank Robinson (4/12-16/66)...No Oriole had ever had an extra-base hit in his first five major league games
- Became the youngest player in Orioles franchise history, which includes the St. Louis Browns from 1902 to 1953, to hit two or more homers in a game
- Is youngest Oriole to homer since Jim Palmer (19 years, 213 days) on May 16, 1965 vs. New York
- Became youngest Oriole to hit two homers in a game on August 10 at 20 years, 35 days old (previous youngest was Boog Powell at 20 years, 258 days on May 2, 1962 vs. Kansas City)
- Was named American League Co-Player of the Week with Boston's Adrian Gonzalez for the week ending August 12
- Became the youngest POW winner in either league and in the 10-year history of MLB's Player of the Week Award...Became the first position player to be honored in his first week of eligibility and the youngest player ever to win the award (Stephen Strasburg is the only pitcher to win the award in his first week of eligibility)
- Became the 12th youngest player since 1918 to have a multi-homer game, with the most recent player to do it being Mike Trout, who homered twice on August 30, 2011 at the age of 20 years, 23 days
- Had second two-homer game September 26 against Toronto

FRONT
OFFICE

ORIOLES
REACH

MANAGER &
COACHES

MANNY
MACHADO

2013
IN REVIEW

OPPONENTS

MINOR
LEAGUES

RECORDS &
HISTORY

ORIOLE PARK

MEDIA



MACHADO

- Was first player since at least 1918 to hit three homers in his first four career games at age 20 or younger
- On September 26, Machado and Jim Thome (born August 27, 1970) both homered...According to home run historian David Vincent, the pair are the first players in AL history, and the third in major league history, to homer in the same inning while having an age difference of 20+ years...The other pairs were Julio Franco and Kelly Johnson of the 2005 Atlanta Braves and Orlando Cepeda and Hank Sauer of the 1958 San Francisco Giants...The age difference between Thome and Machado (21 years, 314 days) is the second-largest age difference of those three duos, behind Franco and Johnson (23 years, 183 days)
- Hit all seven home runs at Camden Yards
- Hit walk-off RBI single in the 14th inning September 13 against Tampa Bay
- Named Eastern League Player of the Week for the week ending August 5
- Played in the 2012 Futures Game in Kansas City
- Became 2nd youngest player in ML history to HR in the postseason when he went deep in G3 of the ALDS @NYY, 10/10/12 at 20.096...Was passed on the list by Bryce Harper, 10/12/12 (19.362)
- Went 1-for-3 with an RBI in AL Wild Card Game @TEX...Batted .125 (2-16) in 5G in ALDS vs. NYY

PRO CAREER

2011: Ranked the #2 prospect in the O's system and the #11 prospect in all of baseball by *Baseball America* following the season...Split the season between Single-A Delmarva and Frederick...In the second half with the Keys, was 58-for-237 (.245) with three triples, five home runs, 22 walks and eight stolen bases in 63 games...Machado was named the MVP of the Mills Cup with a home run and seven RBI...Overall in the playoffs, he went 11-for-32 (team-high .344) with 9 RBI, 11 hits, four doubles, a home run, five extra-base hits, a .447 OBP, .563 SLG and eight runs scored.

2010: Was named the best prospect in the Orioles organization by *Baseball America* following the 2010 season...Homered for his first professional hit in his second career game August 28 against the DSL Rays...Was promoted to Aberdeen on August 29...Hit safely in all seven games with the IronBirds, including three multi-hit contests.

PERSONAL/MISCELLANEOUS

Graduated from Brito Miami Private (FL) HS...Signed by O's scout John Martin.

YEAR	CLUB	AVG	G	AB	R	H	2B	3B	HR	RBI	SH	SF	HBP	BB	IBB	SO	SB	CS	GDP	SLG	OBP
2010	Gulf Coast-1	.143	2	7	1	1	0	0	1	2	0	0	0	0	0	1	0	0	0	.571	.143
2010	Aberdeen	.345	7	29	2	10	1	1	0	3	0	0	0	3	0	2	0	0	0	.448	.406
2011	Delmarva	.276	38	145	24	40	8	2	6	24	0	1	1	23	4	25	3	1	8	.483	.376
2011	Frederick	.245	63	237	24	58	12	3	5	26	0	1	0	22	0	48	8	5	8	.384	.308
2012	Bowie	.266	109	402	60	107	26	5	11	59	1	2	6	48	0	70	13	4	15	.438	.352
	BALTIMORE	.262	51	191	24	50	8	3	7	26	1	1	0	9	0	38	2	0	6	.445	.294
	Minor Lg. Totals	.263	219	820	111	216	47	11	23	114	1	4	7	96	4	146	24	10	31	.432	.344
	BALTIMORE Totals	.262	51	191	24	50	8	3	7	26	1	1	0	9	0	38	2	0	6	.445	.294
	American League	.262	51	191	24	50	8	3	7	26	1	1	0	9	0	38	2	0	6	.445	.294
	ML Totals	.262	51	191	24	50	8	3	7	26	1	1	0	9	0	38	2	0	6	.445	.294

1-Selected by the Orioles in the 1st round (#3 overall) of the 2010 First Year Player Draft

WILD CARD

YEAR	CLUB	AVG	G	AB	R	H	2B	3B	HR	RBI	SH	SF	HBP	BB	IBB	SO	SB	CS	GDP	SLG	OBP
2012	BAL vs. TEX	.333	1	3	0	1	0	0	0	1	1	0	0	0	0	1	0	0	0	.333	.333
	Totals	.333	1	3	0	1	0	0	0	1	1	0	0	0	0	1	0	0	0	.333	.333

DIVISION SERIES

YEAR	CLUB	AVG	G	AB	R	H	2B	3B	HR	RBI	SH	SF	HBP	BB	IBB	SO	SB	CS	GDP	SLG	OBP
2012	BAL vs. NYY	.125	5	16	2	2	1	0	1	1	1	0	0	2	0	5	0	0	1	.375	.222
	Totals	.125	5	16	2	2	1	0	1	1	1	0	0	2	0	5	0	0	1	.375	.222

FIELDING

3B	PCT	G	PO	A	E	DP
2012	.967	51	44	102	5	4
Totals	.967	51	44	102	5	4

MAKING THE LAST ONE COUNT

Ted Williams wasn't the only major leaguer to hit a home run in his last major league at-bat when he went deep off the Orioles' Jack Fisher on September 28, 1960 at Fenway Park. Two former O's are among 37 players who have homered in their farewell plate appearance. On September 30, 1956, Joe Frazier (who later managed the New York Mets) homered at Washington off Senators pitcher Ted Abernathy in his final big league plate appearance. On August 2, 1994, Jeff Tackett went deep at Minnesota off Twins hurler Mike Trombley in his last at-bat.



NICK 21 MARKAKIS

Nicholas William Markakis

BATS
LEFT

THROWS
LEFT

HEIGHT
6'1"

WEIGHT
190

Born: November 17, 1983

2013 Opening Day Age: 29

Birthplace/Resides: Born in Glen Cove, NY...Resides in Monkton, MD

Contract Status: Signed through 2014 with an option for 2015

M.L. Service: 7 years

Acquired: Selected by the Orioles in the 1st round (7th overall) of the 2003 First Year Player Draft...Signed a six-year extension through 2014 with an option for 2015 on January 22, 2009



RF

GAME HIGHS & STREAKS

HITS: 5, July 3, 2011 at Atlanta...**RUNS:** 3, 12 times, most recently July 27, 2012 vs. Oakland...**DOUBLES:** 3, July 14, 2012 vs. Detroit...**TRIPLES:** 1, 15 times, most recently August 22, 2012 at Texas...**HR:** 3, August 22, 2006 vs. Minnesota...**RBI:** 6, June 10, 2011 vs. Tampa Bay...**SB:** 2, June 17, 2007 vs. Arizona...**WALKS:** 4, twice, most recently May 6, 2012 at Boston...**HITTING STREAK:** 19 games, June 8-30, 2011...**GRAND SLAMS:** 3, June 10, 2011 vs. Tampa Bay off Jeremy Hellickson, April 17, 2009 at Boston off Brad Penny; April 13, 2007 vs. Kansas City off Todd Wellemeyer

2012 HIGHLIGHTS

- Had his first career DL stints, 5/3-7/9 (right hamate bone fracture) and 9/9-end of season (broken thumb)
- Had surgery, 6/1, performed by Dr. Brian Schofield
- Returned, 7/13, and batted leadoff for first time in his career that night vs. DET
- Hit leadoff in all 54 games after returning at the end of the All-Star break, batting .335/.390/.489 with 34R, 15-2B, 2-3B, 5HR, 28RBI in that span
- Broke left thumb on HBP by C.C. Sabathia, 9/8 vs. NYY, ending his season
- Had surgery on the thumb, 9/11, again performed by Dr. Brian Schofield
- Had his highest season average (.298) and OPS (.834) since 2008 (.306 and .897, respectively)
- Hit last of O's three consecutive HR to start the game, 5/10 vs. TEX (G1), setting an AL record
- Is 1 of 14 players with 25+ doubles in each of the last seven seasons (2006-12)
- The O's went 62-42 in his starts and he batted .336/.397/.559 in the 62 wins
- Hit .311/.392/.578 in 51 plate appearances with RISP and 2 outs
- Batted .324/.391/.511 in 34 games vs. the AL Central and .359/.393/.615 in 19 games vs. the AL West
- Opened season with consecutive multi-hit games for the second time in his career (also '09)
- Hit HR in each of first two games of season
- Became first Oriole to hit HR in first AB on Opening Day since Luis Matos (4/4/05)
- Had season-high four hits, 8/7 vs. SEA
- Hit career-high 3-2B, 7/14 vs. DET
- Tied career-high with 4BB, 5/6 @BOS

PRO CAREER

2011: Became the third Orioles outfielder to win a Gold Glove, joining Paul Blair (1967, 1969-75) and Adam Jones (2009)...Named American League Player of the Week for July 14-17...Went 6-for-14 (.429) with two doubles, two homers, five runs scored and six RBI in four games...Recorded his 1,000th career hit with a 3rd inning single, July 15, becoming the 14th player to record 1,000 or more hits for the Orioles...Ranked among AL leaders in games (160 - 3rd), at-bats (641 - 4th), plate appearances (716 - 5th), hits (182 - 10th), singles (135 - 5th), times on base (251 - 9th), OF assists (14 - 5th)...Did not make an error this season, posting the first 1.000% fielding percentage in his OF career for a season...Is one of two American Leaguers (Ichiro) to collect 180 or more hits in each of the past five seasons...Is one of four American Leaguers (Cano, Ortiz, Young) to hit 30 or more doubles in each of the past five seasons...Was 5th in the majors this season with 14 OF assists...Is 2nd in the majors in OF assists (72; Francoeur - 84) since making his ML debut in 2006...Is one of two American Leaguers (Cano) to play in 155 or more games in each of the past five seasons...Played in 160 games this season, the fourth time in the last 5 seasons he has played in 160 or more and fifth straight season he has led the O's in games played...Tied with Miguel Cabrera for the 4th most games played (946) since breaking into the majors in 2006, trailing Prince Fielder (959), Adrian Gonzalez (958) and Ichiro (953)...Set career and team-season-high with 19-game hit streak, June 8-30, batting .414/.440/.552 in that span...Set career-high with five hits, July 3 @ATL...Set career-high with six RBI, June 10 vs. TB (third career GS, ending 88 AB streak w/o an XBH), matching RBI total from previous 27 games (May 8-June 8)...Made first career start at 1B, June 1 @SEA...Batted .308 (101-328) with an .802 OPS in 80 road games...Posted 10 multi-hit games in May...Batted .351 (39-111) in 25 games in June...Hit .317 (20-63) with an .840 OPS with two outs and RISP...Batted

FRONT
OFFICE

ORIOLES
REACH

MANAGER &
COACHES

NICK
MARKAKIS

2013
IN REVIEW

OPPONENTS

MINOR
LEAGUES

RECORDS &
HISTORY

ORIOLE PARK

MEDIA



MARKAKIS

FRONT OFFICE
ORIOLES REACH
MANAGER & COACHES
NICK MARKAKIS
2013 IN REVIEW
OPPONENTS
MINOR LEAGUES
RECORDS & HISTORY
ORIOLE PARK
MEDIA

.463 (38-82) with a 1.074 OPS in 18 Interleague games...Hit .309/.434/.500 in 18 games vs. NYY...Batted .337 (66-196) in 47 day games...Won his first career Rawlings Gold Glove Award after completing the first error-free season of 150 or more games played by an Orioles outfielder in franchise history and finished fifth in the American League with 14 outfield assists.

2010: Finished the season tied for 4th in the AL with 45 doubles and became 3rd player in ML history with four straight 43-double seasons, joining Joe Medwick (1935-39) and Tris Speaker (1920-23), both of whom are in the Hall of Fame...Is the first player in Orioles history with four consecutive 40-double seasons and the 19th outfielder since 1900 with four or more seasons of 40 doubles or more in his career...The streak of four consecutive years ties him for third-most among outfielders since 1900 behind Medwick (7 seasons from 1933-39), Harry Heilmann (5 seasons from 1923-27) and Tris Speaker (four seasons from 1920-23)...Among players that began their careers after World War II, only five outfielders have as many or more 40+ double seasons as Markakis: Bobby Abreu (6), Magglio Ordonez (4), Luis Gonzalez (4), Garret Anderson (4) and Larry Walker (4)...Batted .361 against left-handed pitching, the highest average in MLB for a left-handed hitter...Was 12th in the AL in walks (73) and 13th in on-base percentage (.370)...Hit safely in a season-high 11 games from September 4-15, batting .370 (17-46)...Tied his career-high with four hits on August 6 vs. Chicago White Sox...Collected 200th career double on August 16 vs. Seattle...Hit safely in 18 of 20 games from May 11-June 2, batting .316 (24-76).

2009: Drove in 100 runs (101) for the second time in his career (112 in 2007)...Tied for the AL lead with 161 games played, the second time in his career he played 161 in a season (2007)...Collected 45 doubles, 6th most in the AL, the third consecutive season he hit 40 or more...Finished in the top 10 in the AL in games (T-1st - 161) and sac flies (T-1st - 10); at-bats (3rd - 642); plate appearances (6th - 711) and doubles (6th - 45) and hits (T-7th - 188)...Reached base safely in a career-high 38 consecutive games, July 5-August 18, batting .335 (54-161) with a .935 OPS...Collected team-leading 52 multi-hit and 28 multi-RBI games...Hit second career grand slam in the top of the 2nd inning off Brad Penny, April 17 @BOS...Hit the tail end of back-to-back homers with Adam Jones off Brian Bruney in the top of the 9th, July 22 @NYY...Hit safely in a career-high tying 17 straight games, April 13-May 1, batting .385 (25-65) with a 1.059 OPS in that time...Tied a career-high (9 times) with three runs scored (July 7 @SEA; April 21 vs. CWS and April 13 @TEX)...Tied a career-high (12 times) with 4 hits (June 25 @FLA; June 17 vs. NYM and April 21 vs. CWS)...Tied career-high with five RBI, April 17 @BOS...Batted .312 (119-381) with 13 HR and 66 RBI vs. RHP and .262 (69-263) with five HR and 35 RBI vs. LHP...Hit .309 (101-327) at Camden Yards...Batted .381 (32-84) with a .460 OBP, .560 SLG, nine doubles, two HR, 22 RBI, 13 BB and 23 R in 22 April games...Hit .337 (90-267) in 64 wins and .260 (98-377) in 97 losses...Batted .319 (150-470) in 117 night games and .218 (38-174) in 44 day games...Hit .324 (47-145) with 14 extra-base hits, 19 runs scored and 30 RBI in 36 games vs. BOS & NYY...Batted .405 (15-37) with a 1.139 OPS in nine games vs. CWS.

2008: Appeared in 157 games in his third ML season, setting career-highs in average (.306), runs scored (106), doubles (48), walks (99), on-base percentage (.406) and slugging percentage (.491)...Led the majors with 17 outfield assists...Finished among the top-25 in the American League in 16 categories: road batting average (1st - .330), times on base (1st - 283), walks (2nd - 99), on-base percentage (3rd - .406), doubles (tied for 3rd - 48), runs (4th - 106), on-base plus slugging (7th - .897), games played (tied for 9th - 157), average (10th - .306), hits (tied for 10th - 182), extra-base hits (tied for 10th - 69), total bases (tied for 11th - 292), multi-hit games (tied for 12th - 51), slugging percentage (20th - .491), at-bats (20th - 595) and runs batted in (23rd - 87)...Hit safely in a career-high 17 straight games, June 22-July 10, batting .397 (27-68) with 9 doubles, 2 HR, 18 RBI and 21 runs during the streak...Hit .282 with 11 HR and 40 RBI at home and an AL-leading .330 with 9 HR and 47 RBI on the road...Set a new career-high with four walks, June 22 @MIL...Matched his career-high with three runs scored, three times: July 9 @TOR, July 22 vs. TOR & August 17 @DET...Matched his career-high with four hits, two times: June 6 @TOR & August 30 @TB...Collected as season-high four RBI, August 11 @CLE...Batted .297 with an .843 OPS against left-handed pitching after hitting .274 with a .775 OPS in 2007 and .286 with a .711 OPS in 2006...Hit .317 (19-60) with 23 RBI with runners in scoring position and two outs...Batted .429 with 2 doubles, 3 HR, 7 RBI and a 1.508 OPS in six games against Minnesota...Had his best month in August, batting .355 with a .453 on-base percentage and a .570 slugging percentage in 28 games...Had second career multi-HR game on September 14 vs. MIN, reaching 20 HR for the second straight season...Scored 100th run on September 11 vs. CLE for the first time in his career...Had streak of games reaching base safely snapped at 24 on May 1

2007: In his sophomore season in the major leagues, was named Most Valuable Oriole by local media after batting .300 with 23 home runs and 112 RBI in 161 games...Ranked in the top-25 in the American League in 11 categories: games played (3rd - 161), go ahead RBI (T-4th - 31), doubles (T-6th - 43), at-bats (7th - 637), hits (7th - 191), total bases (7th - 309), RBI (8th - 112), extra-base hits (T-9th - 69), multi-hit games (T-9th - 57), runs scored (17th - 97), average (19th - .300) and stolen bases (T-21st - 18)...Played in every game until the season's final day...Made 158 starts in right field...Finished 5th in the AL with 13 outfield assists and was 6th among AL outfielders with a .994 fielding %...Had only two errors in 318 total chances...Hit 15 of his team-leading 23 home runs at home and slugged .519 at Camden Yards...Tied his career high with four hits in a game four times: May 11 @BOS, July 17 @SEA, September 4 @TB and September 26 vs. TOR...Had a 10-game hitting streak, April 12-23, during which he batted .317 (13-41)...Hit his first career grand slam on April 13 vs. KC...Had an GW RBI single in the bottom of the 9th inning vs. TOR on April 20...Had 2 or more hits in 9 of 12 games, June 13-26, batting .364 (20-55) in that stretch...Went 8-for-17 with 2 doubles, a triple, a home run and four RBI in the July 12-15 series vs. CWS...Batted .325 with 14 home runs and 61 RBI in 73 games after the All-Star break...Homered on September 16 @TOR, giving him 20 HR & 100 RBI for the year...Joined Jim Gentile (141 in 1961) and Cal Ripken (102 in 1983) as the only Orioles to drive in 100 or more runs in their 2nd full season...Collected a career-high five RBI on September 22 @TEX...Hit a game-winning home run in the bottom of the 8th inning on September 24 vs. KC...Batted .632 (12-19) in his final four games to raise his average from .290 to .300.

2006: Set an Orioles rookie record for highest batting average (.291) among qualifiers with 502 plate appearances...Finished 6th in American League Rookie of the Year voting and was named as an outfielder on the Baseball Digest and Topps All-Rookie teams...Hit .324 in 127 games in right field, the 2nd highest batting average among all major league RF...Led all major league players with



a .366 combined batting average in the months of June, July and August...Hit 12 of his 16 home runs during the 3-month span as well...Beginning on May 27, started 98 of the final 103 games, including 96 starts in right field, and batted .314 through the end of the season...Was named American League Rookie of the Month for August...Hit safely in 22 of 26 games, batting .354 (.34-.96) with 7 doubles, 10 home runs, 26 RBI, 22 runs scored and a .740 slugging percentage...His 10 home runs in August set an Orioles record for a rookie in a calendar month...Became the 11th rookie in the last 50 years to hit at least 10 homers in a calendar month...Batted .354 in August, his third consecutive month with an average over .335...Batting average reached a season-high .312 on the final day of August before he hit .224 in September...Made his major league debut in the season opener on April 3 vs. TB, entering defensively in right field in the 9th inning...Went 1-for-3 with 3 walks in his first start on April 5 vs. TB, homering off Devil Rays' Dan Miceli for his first ML hit...Became the 3rd player in the last 47 seasons to draw walks in each of his first three major league plate appearances (ARI's Danny Klassen on July 4, 1998 and KC A's Bob "Rocky" Johnson in 1960)...Hit safely in his first five games with an at-bat before going hitless on April 12 @TB...His first 2-hit game came on May 5 @BOS...Matched an Orioles record by hitting three home runs on August 22 vs. MIN...Marked the 18th time in club history a player hit three home runs...Became the 21st rookie to hit three homers in a game and the first Orioles rookie to do so...Had six homers over a 6-game span, August 16-22, becoming only the 8th rookie to hit six home runs over a span of six of his teams' games, according to the Elias Sports Bureau, and first since Atlanta's David Justice in 1990.

2005: Named the Brooks Robinson Award winner as the Orioles Minor League Player of the Year...Split the season at Class-A Frederick and AA Bowie and combined to bat .310 with 41 doubles, 3 triples, 15 homers and 92 RBI in 124 games...Led Orioles minor leaguers in doubles and on-base percentage (.390) and tied for the lead in walks (61)...Was 2nd in RBI and 5th in batting...Was named to the Carolina League post-season All-Star team and finished 7th in batting with a .300 average...Raised his average to the .300 mark by going 2-for-4 in his last game on July 30 at Salem before being promoted to AA Bowie...Was batting .263 at Frederick through 22 games...Went 4-for-5 with 4 doubles on April 28 at Winston-Salem...Hit a grand slam on May 6 vs. Wilmington...Was promoted to Bowie on August 1 and went 3-for-5 with a home run and 4 RBI in his first game that night vs. Norwich...Homered in his first two games for the Baysox vs. Norwich but hit only one more the remainder of the season, on August 22 vs. Altoona...Batting average never dipped below .323 at Bowie as he hit safely in 28 of 33 games...Following the season, batted .326 in 26 games for Peoria in the Arizona Fall League.

2004: Led Class-A Delmarva with 64 RBI and was 2nd in doubles (22) and home runs (11), despite missing the final month of the season...Went 7-for-41 (.171) with no extra-base hits and 3 RBI through his first 12 games of the year...Was batting .239 through the end of May but then hit .345 (69-200) with 18 doubles and 36 RBI the remainder of the year...Was named Organizational Player of the Month in June after batting .375 with 19 runs and 21 RBI...Hit safely in 23 of 29 games in July, batting .325 (39-120) with 13 doubles and 15 RBI...Had 5 hits, including a home run and 3 RBI, on June 19 vs. Lakewood...Missed the final month to play for the Greek Olympic Baseball team in Athens, Greece...Led the team with a .346 (9-26) average and 6 RBI...Also pitched (2.1IP, ER).

2003: Signed with the Orioles a week after being selected in the first round of the draft and spent the season at Class-A Aberdeen...Was 3rd on the club with 13 stolen bases...Missed 2 1/2 weeks in July to play for the Greek National team in the European Championships in the Netherlands...Went 10-for-19 with 5 RBI in a 5-game span, July 21-25...Batted .333 in 14 July games...Played 48 games in RF and 12 in CF.

PERSONAL/MISCELLANEOUS

Married, wife's name is Christina...They have two sons; Taylor (3/11/09) and Tucker (5/27/10)...Nick and Christina launched the Right Side Foundation in 2009, whose mission is to help improve the lives of distressed children throughout the state of Maryland...Attended Young Harris Junior College and batted .439 (98-223) with 21 HR and 92 RBI and stole 19 bases in 20 attempts in 2003...Also pitched at Young Harris, going 12-0 with 1 save and a 1.68 ERA in 15 games and led all junior college pitchers with 160 strikeouts...In 2003, was listed by *Baseball America* as the 2nd best junior college prospect...Was named Junior College Player of the Year by *Baseball America* in 2002...Was drafted by the Cincinnati Reds in 2001 and 2002 but did not sign...Graduated from Woodstock HS (GA)...Was scouted and signed by Dave Jennings...Played for the Greek Olympic Baseball Team during the 2004 games held in Athens, Greece, leading the team with a .346 batting average.

YEAR	CLUB	AVG	G	AB	R	H	2B	3B	HR	RBI	SH	SF	HBP	BB	IBB	SO	SB	CS	GDP	SLG	OBP
2003	Aberdeen-1	.283	59	205	22	58	14	3	1	28	1	3	1	30	1	33	13	5	6	.395	.372
2004	Delmarva	.299	96	355	57	106	22	3	11	64	2	5	2	42	1	66	12	3	6	.470	.371
2005	Frederick	.300	91	350	59	105	25	1	12	62	0	4	4	43	4	65	2	1	6	.480	.379
	Bowie	.339	33	124	19	42	16	2	3	30	0	1	0	18	0	30	0	1	5	.573	.420
2006	BALTIMORE	.291	147	491	72	143	25	2	16	62	3	2	3	43	3	72	2	0	15	.448	.351
2007	BALTIMORE	.300	161	637	97	191	43	3	23	112	1	6	5	61	5	112	18	6	22	.485	.362
2008	BALTIMORE	.306	157	595	106	182	48	1	20	87	0	1	2	99	7	113	10	7	10	.491	.406
2009	BALTIMORE	.293	161	642	94	188	45	2	18	101	0	10	3	56	0	98	6	2	12	.453	.347
2010	BALTIMORE	.297	160	629	79	187	45	3	12	60	0	5	2	73	9	93	7	2	18	.436	.370
2011	BALTIMORE	.284	160	641	72	182	31	1	15	73	0	6	7	62	6	75	12	3	16	.406	.351
2012	Bowie	.300	3	10	4	3	1	0	2	4	0	0	0	2	0	2	0	0	0	1.000	.417
	BALTIMORE	.298	104	420	59	125	28	3	13	54	0	5	4	42	3	51	1	1	11	.471	.363
	Minor Lg. Totals	.301	282	1044	161	314	78	9	29	188	3	13	7	135	6	196	27	10	23	.476	.380
	BALTIMORE Totals	.295	1050	4055	579	1198	265	15	117	549	4	35	26	436	33	614	56	21	104	.455	.365
	American League	.295	1050	4055	579	1198	265	15	117	549	4	35	26	436	33	614	56	21	104	.455	.365
	ML Totals	.295	1050	4055	579	1198	265	15	117	549	4	35	26	436	33	614	56	21	104	.455	.365

1-Selected by the Orioles in the first round (#7 overall) of the 2003 First Year Player Draft



MARKAKIS

FIELDING

1B	PCT	G	PO	A	E	DP
2011	1.000	3	15	1	0	2
Totals	1.000	3	15	1	0	2

OF	PCT	G	PO	A	E	DP
2006	.994	145	314	8	2	0
2007	.994	161	303	13	2	4
2008	.991	156	327	17	3	3
2009	.981	161	298	13	6	1
2010	.991	159	332	7	3	1
2011	1.000	157	311	14	0	3
2012	.990	102	187	3	2	0
Totals	.992	1041	2072	75	18	12

CLOSING IN

Nick Markakis is within reach of cracking the top 10 in Orioles history in four categories. Markakis needs 105 runs, 114 total bases, 25 extra-base hits and two RBI to crack the top 10.

Invite

LUIS MARTINEZ76

Luis M. Martinez

BATS	THROWS	HEIGHT	WEIGHT
RIGHT	RIGHT	6'0"	210

Born: April 3, 1985

2013 Opening Day Age: 28

Birthplace/Resides: Born and resides in Miami, FL

Contract Status: Signed through 2013

Major League Service: 116 days

Acquired: January 4, 2013; claimed off waivers from TEX

CA

GAME HIGHS & STREAKS

HITS: 2, twice, most recently August 8, 2011 vs. New York (NL)...**RUNS:** 1, eight times, most recently August 24, 2012 vs. Minnesota...**DOUBLES:** 1, September 10, 2011 vs. Arizona...**TRIPLES:** 1, August 3, 2011 vs. Los Angeles (NL)...**HR:** 1, July 27, 2011 vs. Arizona...**RBI:** 3, August 5, 2011 vs. Pittsburgh...**SB:** 1, August 3, 2011 vs. Los Angeles (NL)...**WALKS:** 2, twice, most recently September 21, 2011 vs. Colorado...**HITTING STREAK:** 3 games, twice, most recently August 8-11, 2011

2012 HIGHLIGHTS

- Had 2 stints in the majors in his 1st season in the TEX organization, going 2-for-18 in 10 games/6 starts at catcher
- Was recalled from Round Rock (AAA) on July 14 and saw action behind the plate in one game defensively
- Optioned to the Express on July 21, then promoted on Aug. 11 when Mike Napoli went on the DL
- Spent the rest of the season with the club, making 6 starts as the backup catcher in Napoli's absence through mid-September
- Only hits were singles on Aug. 29 vs. TB and Sept. 2 at CLE
- Did not commit an error in 54 chances behind the plate
- Opposing baserunners were successful on all 6 steal tries
- Staff had a 2.95 ERA with him as the catcher
- Batted .270 with 2 HR and 22 RBI in 65 games at Round Rock, all at catcher as he platooned the majority of the season with Dusty Brown
- Batted .316 (24-76) in his final 22 games with the Express beginning July 31
- Had 4 hits on April 11 at Omaha and Aug. 4 vs. Tucson and drove in 3 runs on 3 occasions
- Had a season best 8-game hitting streak, June 8-22

PRO CAREER

2011: Spent most of the season at Tucson, starting 48 games behind the plate for the Padres...Posted career high in average at .323...Posted a .387 (36-93) average in final 27 games at Tucson...Hit .350 (35-100) on the road, .333 (51-153) vs. RHP, and .365 (19-52) with RISP...Had a 14-game hitting streak, June 12-July 23...Hit lone homer, July 22 at Las Vegas...Had a .986 fielding % in 54 total games at catcher...Also appeared in one game in LF...Started 16 games behind the plate for the big club in 3 stints with the Padres...Was recalled on July 8 and made major league debut as a pinch-hitter and defensive replacement,



July 15 vs. SF...Was optioned to Tucson on July 16 before returning to the Padres on July 26...Appeared in 12 games in 2nd stint with SD, homering off ARI's Bryan Shaw on July 27 for 1st big league hit...Hit .304 (7-23) in 8-game span, July 31-August 11, improving from .200 to .263...Went back to Tucson on August 12 before returned to San Diego on Sept. 2...Was 2-for-21 in 9 games the rest of the year...Had a pair of 2-hit games, July 28 vs. ARI and August @NYM and drove in 3 runs, August 5 @ PIT...Hit .375 (6-16) with RISP and was 0-for-4 as a PH...Did not commit an error in 129 total chances at catcher, throwing out 3 of 17 runners attempting to steal...Padres staff had a 3.34 ERA with him behind the plate...Designated for assignment by SD, December 17.

2010: Started 95 games at catcher for San Antonio (AA)...Set pro career bests for games (106), at bats (358), runs (48), and hits (101)...Hit .340 (18-53) in April and .386 (27-70) in August...Had 4 hits on 3 occasions, April 12 at Tulsa and August 6 and 9 vs. Frisco...Had a .985 fielding % in 99 total games behind the plate...Threw out 31.1% (37-119) of would-be base stealers...Played in the Texas League All-Star Game.

2009: Spent most of season at Lake Elsinore (High-A) with 80 starts...Set career-highs for doubles (20), homers (4), and RBI (41)...Fielded .986...Batted .312 in season's 1st 34 games through June 1...Had a 13-game hitting streak, April 28-May 17, and hit safely in season's final 12 games, August 2-Sept. 6...Was with Portland (AAA), June 21-July 18, starting 11 games behind the plate.

2008: Appeared in 94 games for Fort Wayne (A), walking a career best 51 times...Threw out 44 of 121 runners trying to steal (36.7%).

2007: Combined for a .253 (38-150) average in 45 games with Eugene (Short Season A) and Fort Wayne in 1st pro season...Started 38 games at catcher between the 2 teams.

PERSONAL/MISCELLANEOUS

Originally drafted by San Diego in the 12th round of the 2007 First Year Player Draft...Signed by Ash Lawson...Played 2 seasons at Cumberland University in Lebanon, TN...Caught at Miami (FL) Coral Park High School (graduated '05)...Was selected by the New York Mets in the 11th round of the 2005 June draft but did not sign.

YEAR	CLUB	AVG	G	AB	R	H	2B	3B	HR	RBI	SH	SF	HBP	BB	IBB	SO	SB	CS	GDP	SLG	OBP
2007	Eugene-1	.278	21	72	9	20	7	0	1	11	0	1	1	19	0	22	0	1	2	.417	.430
	Fort Wayne	.231	24	78	12	18	3	0	1	6	1	1	0	8	0	23	0	0	2	.308	.299
2008	Fort Wayne	.223	94	305	30	68	12	1	3	19	6	0	2	51	0	66	3	1	13	.298	.338
2009	Lake Elsinore	.300	83	280	39	84	20	0	4	41	0	0	7	34	0	58	2	1	12	.414	.389
	Portland	.171	11	35	3	6	0	0	0	0	0	0	0	4	1	7	0	0	3	.171	.256
2010	San Antonio	.282	106	358	48	101	16	1	2	31	0	2	1	49	1	59	3	2	8	.349	.368
2011	Tucson	.323	58	198	24	64	17	1	1	28	0	2	2	17	1	46	2	0	9	.434	.379
	SAN DIEGO	.203	22	59	7	12	1	1	1	10	0	0	1	8	2	14	1	0	0	.305	.309
2012	Round Rock-2	.270	65	215	27	58	15	2	2	22	1	3	2	26	0	45	0	0	10	.386	.350
	TEXAS	.111	10	18	1	2	0	0	0	0	0	0	1	0	0	4	0	0	0	.111	.158
	Minor Lg. Totals	.272	462	1541	192	419	90	5	14	158	8	9	15	208	3	326	10	5	59	.364	.362
	American League	.111	10	18	1	2	0	0	0	0	0	0	1	0	0	4	0	0	0	.111	.158
	National League	.203	22	59	7	12	1	1	1	10	0	0	1	8	2	14	1	0	0	.305	.309
	ML TOTALS	.182	32	77	8	14	1	1	1	10	0	0	2	8	2	18	1	0	0	.260	.276

1- Selected by San Diego in the 12th round of the 2007 First Year Player Draft
2- Acquired by Texas in exchange for minor leaguer Ryan Kelly, December 21, 2011

FIELDING

CA	PCT	G	PO	A	E	DP
2011	1.000	19	122	7	0	1
2012	1.000	10	54	1	0	0
Totals	1.000	29	176	8	0	1

ONE-TIME ORIOLES, ONE-TIME MAJOR LEAGUERS

There are six players whose one and only major league appearance came with the Orioles.

Player	Date	Line in box score
Roger Marquis (OF)	Sept. 25, '55	0-for-1
Gordon Sundin (RP)	Sept. 19, '56	0.0IP, ER, 2BB
George Werley (RP)	Sept. 29, '56	1.0IP, H, ER, 2BB
Tom Patton (CA)	Apr. 30, '57	0-for-2
Jeff Rineer (RP)	Sept. 30, '79	1.0IP
Radhames Dykhoff (RP)	June 7, '98	1.0IP, 2H, 2ER, BB, K

**LHP**

BRIAN MATUSZ 17

*Brian Robert Matusz***BATS**
LEFT**THROWS**
LEFT**HEIGHT**
6'4"**WEIGHT**
200**Born:** February 11, 1987**2013 Opening Day Age:** 26**Birthplace/Resides:** Born in Grand Junction, CO...

Resides in Paradise Valley, AZ

Contract Status: Signed through 2013**M.L. Service:** 2 years, 156 days**Acquired:** Selected by the Orioles in the 1st round (4th overall) of the 2008 First Year Player Draft...Signed to a major league contract on August 15, 2008

GAME HIGHS & STREAKS

LONGEST OUTING: 8.0 innings, twice, most recently August 19, 2010 vs. Texas...**LONGEST RELIEF OUTING:** 2.0 innings, twice, most recently September 16, 2012 at Oakland...**STRIKEOUT HIGH:** 9, twice, most recently May 22, 2012 vs. Boston...**WALK HIGH:** 5, twice, most recently June 7, 2012 at Boston...**HR ALLOWED:** 3, three times, most recently August 28, 2011 (2) vs. New York (AL)...**WINNING STREAK:** 7 games, August 19, 2010-June 6, 2011...**LOSING STREAK:** 12 games, June 12, 2011-April 20, 2012

2012 HIGHLIGHTS

- Began season with O's before being optioned to Triple-A Norfolk, 7/1
- Was 5-10 with a 5.42 ERA (84.2IP, 51ER) in 16 starts before being optioned
- Went 2-1 with 1 save and a 4.21 ERA (47.0IP, 22ER) in 10 games (6GS) with the Tides
- Held left-handed hitters to a .258/.288/.274 line in 62 at-bats at AAA
- Recalled by the O's, 8/24, and was transferred to the bullpen
- Pitched to a 1.35 ERA (13.1IP, 2ER, 5H, 3BB & 19K) in 18 relief outings, stranding all 14 inherited runners
- Held left-handed hitters to a total line of .175/.230/.298 line in 123 plate appearances in the majors
- Earned first career relief win, 9/16 @OAK (2.0 scoreless IP, 2K)
- Pitched season-high 7.1 innings, striking out 7 in earning the win, 6/2 @TB
- Struck out season-high and career-high tying 9 batters, 5/22 vs. BOS
- Snapped career-long 12 game losing streak, 5/1 @NYY (6.1IP, ER)
- Struck out only batter faced (Hamilton) in AL Wild Card Game vs. TEX...Went 0-1 with a 2.08 ERA (4.1IP, ER) in the ALDS vs. NYY, appearing in all 5G of the series

PRO CAREER

2011: Had two stints with the Orioles; March 31-June 30 and August 16-end of season...On DL with a strained left intercostal, March 30-June 1...Went 1-0 with a 2.45 ERA (11.0IP, 3ER) in his first two starts to begin the season...Went 0-9 with a 13.03 ERA (38.2IP, 56ER) in his final 10 starts to end the season, allowing 4ER or more in each game...Season-ending 9-game losing streak is the longest current active losing streak in baseball...Surrendered at least one HR and one walk in each of his final 11 starts, the longest streak in franchise history...10.69 ERA was the highest single-season ERA in ML history for a pitcher making 10 or more starts in a season...3.26 HR per 9.0 innings was the highest rate in ML history for a pitcher making 10 or more starts in a season...Tossed season-high 6.2 innings, August 16 @OAK...Struck out season-high 5 on five occasions (6/18 @WAS, 6/25 vs. CIN, 8/16 @OAK, 8/28 (2) vs. NYY and 9/25 @DET)...Went 2-3 with a 3.46 ERA (54.2IP, 21ER) in 9 starts for Triple-A Norfolk...Named International League Pitcher of the Week, July 13-17 (7.0 scoreless innings, 3H, 2BB, 8K vs. Gwinnett).

2010: Led AL rookies in strikeouts (143), innings pitched (175.2) and games started (32)...Was 2nd in opponents' average (.255), tied for 2nd in wins (10) and 3rd in ERA (4.30)...Was named AL Rookie of the Month for August after going 4-1 with a 2.43 ERA (37.0IP, 10ER) in six starts...Won six consecutive decisions from August 20, 2009-April 24, 2010, then dropped a career-high nine games from April 29-June 29...Won his final six decisions from August 19 through the end of the season...Went 6-0 with a 1.57 ERA (46.0IP, 8ER) over his final eight starts starting August 19...The Orioles won each of those eight games...Was 2-0 record in five starts against the Red Sox, the first rookie since the St. Louis Browns' Sig Jakucki in 1944 (4-0 in five starts) to go undefeated in five starts against Boston (Elias)...In nine career starts against the Yankees and Red Sox, is 4-3 with a 2.49 ERA (61.1IP, 17ER)...Pitched at least 6.0 innings in 20 of his 32 starts...Had 18 Quality Starts on the year.

2009: Spent time with Class-A Frederick, Double-A Bowie and the Orioles (recalled on August 4) in his first professional season...Became fifth of five O's rookie pitchers to win their major league debut in 2009 (also Uehara, Bergesen, Berken and Hernandez), the most by a team since the Chicago White Stockings had six pitchers do it in 1888...Won the Jim Palmer Award



for the best pitcher in the Orioles' minor league system...Was named Orioles Organizational Pitcher of the Month for June and July...Pitched 5.0 innings, allowing one earned run to earn the win in his debut, August 4 @DET...Recorded first major league strikeout in the 2nd inning, getting Miguel Cabrera swinging to lead off the inning...Went 1-2 in his next three starts, pitching to an 8.56 ERA (13.2IP, 13ER), allowing four earned runs or more in each start...Pitched to a 3.12 ERA (26.0IP, 9ER) in his final four starts, going 3-0 with 18 strikeouts and six walks...Struck out seven or more batters three times in eight starts, including a career-high eight, August 30 vs. CLE...Finished the season with a four-game winning streak and pitched 7.0 innings in each of his final three starts...Held lefties to a .200 average (7-35)...Pitched to a 3.16 ERA (31.1IP, 11ER) in five victories and an 8.10 ERA (13.1IP, 12ER) in his other three starts...Did not allow a hit with a runner on third and two outs in eight plate appearances against (0-for-7 with a walk allowed)...Went 2-0 with a 2.65 ERA (17.0IP, 5ER) in three starts vs. AL Central opponents...Did not lose a game from May 8 (in the Carolina League) until August 9, when he was beaten by Roy Halladay @TOR...Went 11-2 with a 1.99 ERA (113.0IP, 25ER) in 19 minor league games...Made 12 quality starts out of 19 starts in the minor leagues (one was shortened to one inning due to his promotion)...Became the fifth player from the 2008 draft to reach the big leagues (Gordon Beckham, Conor Gillaspie, Ryan Perry and Daniel Schlereth)...Was named Eastern League Pitcher of the Week with Double-A Bowie, July 6-12, when he tossed 8.0 shutout innings, allowed one hit and struck out 11...Went 7-0 with a 1.55 ERA in eight starts with the Baysox before being called up to Baltimore on August 4...His seven wins led the Baysox...Was named to the 2009 Carolina League All-Star Team with Single-A Frederick, but was promoted to Bowie before the game and did not participate...Was named the Carolina League Pitcher of the Week, May 25-31, going 1-0 in two starts and not allowing an earned run...Finished second on the Keys in strikeouts (75) despite making just 11 starts...Pitched in MLB Future's Game for Team USA on July 12 in St. Louis (1.0IP, H, ER, BB)...Named the Orioles' #1 prospect by *Baseball America* after the season.

2008: Signed his first professional contract on August 15...Made his pro debut pitching for the Surprise Rafters in the Arizona Fall League, where he went 2-4 with a 4.73 ERA (26.2IP, 14ER) in seven games (six starts)...Recorded 31 strikeouts and 7 walks in 26.2 innings...Went a combined 1-0 with a 1.29 ERA (7.0IP, 1ER) in his first two starts in the AFL...Selected to play in the AFL's Rising Stars Showcase...Named both the Orioles' and Arizona Fall League's #3 prospect by *Baseball America* after the season.

COLLEGE CAREER

In three seasons with the Toreros, went 26-8 with a 2.94 ERA (317.0IP, 101ER) in 48 games (45 starts) with 397 strikeouts...Was a two-time finalist for the Golden Spikes Award, given to the best amateur baseball player in the nation; a 2008 finalist for the Roger Clemens Award; a Louisville Slugger first-team All-American and a 2007 member of the USA Baseball National Team...Finished the 2008 season as the all-time USD leader in strikeouts (396)...Helped the Toreros achieve a program-best No. 4 national ranking in 2007...Highest draft pick in school history.

2008: Went 12-2 with a 1.71 ERA (105.0IP, 20ER) and an NCAA-leading 141 strikeouts...Tied the school's single-game record with 17 strikeouts in a victory over Harvard on March 22...Was named the West Coast Conference Pitcher of the Year after leading the NCAA in strikeouts and tying for 5th among Division I pitchers with 12 wins.

2007: Named to the Wallace Award Watch list for the best collegiate player in the nation...Was named to the Roger Clemens Award Watch list vying for the nation's best collegiate pitcher...Was a finalist for the Golden Spikes Award for the Nation's best Collegiate Player...Made 18 starts as USD's Friday starter...Helped team win the WCC regular-season Championship and achieve a program-best No. 4 national ranking...Named first-team All-WCC...Named National Pitcher of the Week twice...Named WCC Pitcher of the Month once...Named first-team All-American by the NCBWA...Was named second-team All-American by Collegiate Baseball...Named insid pitching.com's West Region Pitcher of the Year...Set the new single-season record for strikeouts with 163...Posted a 10-3 record with an ERA of 2.85...Recorded a career-high 13 strikeouts on three occasions and rung up 10 or more batters in nine games...Threw one complete game allowing two runs on seven hits while striking out 10 against Saint Mary's (April 5, 2007)...Recorded 13 strikeouts against Cal Poly (January 26, 2007), USC (February 9, 2007) and Portland (April 13, 2007)...Played for Team USA during the summer of 2007.

2006: Made 15 appearances (13 starts) and posted a 4-3 record with an ERA of 4.25...Rivals.com named him a second-team Freshman All-American...Was also named a Freshman All-American by Collegiate Baseball...Was named to *Baseball America's* All-Freshman team...Was named the WCC Pitcher of the Week (April 21, 2006)...Struck out a season-high 11 batters in 8.0 innings of work against Georgia (February 26, 2006)...Picked up win against San Diego State allowing one run on 3 hits, while striking out 10 in 8.0 innings of work (March 10, 2006).

PERSONAL/MISCELLANEOUS

Earned two varsity letters in baseball playing for Keith Merkel at St. Mary's High (AZ)...Posted an 8-1 record with an ERA of 0.50 as a senior en route to earning the state of Arizona Player of the Year award along with a *Baseball America* All-America distinction...Was originally drafted in the fourth round of the 2005 First Year Player Draft by the Angels, but elected to attend the University of San Diego...Was named first-team All-State as a junior after posting a 8-2 record with an ERA of 0.95...Orioles amateur scout Mark Ralston was responsible for his selection.



MATUSZ

YEAR	CLUB	W	L	ERA	G	GS	CG	SHO	SV	IP	H	R	ER	HR	HB	BB	IBB	SO	WP	BK
2009	Frederick-1	4	2	2.16	11	11	0	0	0	66.2	56	22	16	5	1	21	0	75	5	0
	Bowie	7	0	1.55	8	8	1	1	0	46.1	31	9	8	2	1	11	0	46	0	0
	BALTIMORE	5	2	4.63	8	8	0	0	0	44.2	52	24	23	6	0	14	0	38	0	0
2010	BALTIMORE	10	12	4.30	32	32	0	0	0	175.2	173	88	84	19	7	63	3	143	1	0
2011	Frederick	0	0	2.25	1	1	0	0	0	4.0	2	1	1	0	0	2	0	2	0	0
	Bowie	0	0	0.00	1	1	0	0	0	6.0	3	0	0	0	0	1	0	1	0	0
	Norfolk	2	3	3.46	9	9	1	1	0	54.2	51	23	21	4	2	19	0	41	2	0
2012	BALTIMORE	1	9	10.69	12	12	0	0	0	49.2	81	60	59	18	0	24	1	38	0	0
	Norfolk	2	1	4.21	10	6	1	1	1	47.0	43	24	22	2	0	15	0	32	4	1
	BALTIMORE	6	10	4.87	34	16	0	0	0	98.0	112	61	53	15	0	41	4	81	0	0
Minor Lg. Totals		15	6	2.72	40	36	3	3	1	224.2	186	79	68	13	4	69	0	197	11	1
BALTIMORE TOTALS		22	33	5.36	86	68	0	2	0	368.0	418	233	219	58	7	142	8	300	1	0
American League		22	33	5.36	86	68	0	2	0	368.0	418	233	219	58	7	142	8	300	1	0
ML Totals		22	33	5.36	86	68	0	2	0	368.0	418	233	219	58	7	142	8	300	1	0

1-Selected by the Orioles in the 1st round (#4 overall) in the 2008 First Year Player Draft

WILD CARD

YEAR	CLUB	W	L	ERA	G	GS	CG	SHO	SV	IP	H	R	ER	HR	HB	BB	IBB	SO	WP	BK
2012	BAL vs. TEX	0	0	0.00	1	0	0	0	0	0.1	0	0	0	0	0	0	0	1	0	0
Totals		0	0	0.00	1	0	0	0	0	0.1	0	0	0	0	0	0	0	1	0	0

DIVISION SERIES

YEAR	CLUB	W	L	ERA	G	GS	CG	SHO	SV	IP	H	R	ER	HR	HB	BB	IBB	SO	WP	BK
2012	BAL vs. NYY	0	1	2.08	5	0	0	0	0	4.1	2	1	1	1	0	2	1	5	1	0
Totals		0	1	2.08	5	0	0	0	0	4.1	2	1	1	1	0	2	1	5	1	0

BATTING RECORD

	AVG	AB	R	H	2B	3B	HR	RBI	SH	SF	HBP	BB	IBB	SO	SB	CS	GIDP	SLG	OBP
Career	.125	8	0	1	0	0	0	0	0	0	0	0	0	0	0	0	0	.125	.125

FIELDING

P	PCT	G	PO	A	E	DP
2009	1.000	8	0	5	0	0
2010	.967	32	8	21	1	1
2011	1.000	12	1	2	0	0
2012	1.000	34	2	10	0	0
Totals	.980	86	11	38	1	1



Invitee

DANIEL McCUTCHEM54

Daniel Thomas McCutchen

BATS
RIGHT

THROWS
RIGHT

HEIGHT
6'2"

WEIGHT
215

Born: September 26, 1982

2013 Opening Day Age: 30

Birthplace/Resides: Born in McKinney, TX...Resides in San Antonio, TX

Contract Status: Signed through 2013

Major League Service: 2 years, 10 days

Acquired: November 14, 2012; signed by the Orioles as a minor league free agent

RHP



GAME HIGHS & STREAKS

LONGEST OUTING: 7.0 innings, September 7, 2009 vs. Chicago (NL)...**LONGEST RELIEF OUTING:** 5.1 innings, July 26, 2011 vs. Atlanta...**STRIKEOUT HIGH:** 5, four times, most recently August 25, 2010 vs. St. Louis...**WALK HIGH:** 6, July 31, 2010 vs. St. Louis...**HR ALLOWED:** 3, twice, most recently July 7, 2010 vs. Houston...**WINNING STREAK:** 2 games, twice, most recently August 22-September 26, 2011...**LOSING STREAK:** 3 games, April 11-June 26, 2010



2012 HIGHLIGHTS

- Spent the majority of the season with Triple-A Indianapolis, going 7-2 with 3 saves and a 2.98 ERA (63.1IP, 21ER) in 36 games (one start)
- Pitched to a 2.18 ERA (33.0IP, 8ER) and recorded 31 strikeouts in 18 road games for Indianapolis
- Went 1-0 with all 3 of his saves and a 1.96 ERA (18.1IP, 4ER) in nine August games
- Held righties to a .190/.225/.310 line in 142 AB against at Triple-A
- Set season-highs out of the bullpen with 4.0IP and five strikeouts, August 18 vs. Syracuse
- Also appeared in one game for Class-A Bradenton and one ML appearance for Pittsburgh
- Allowed both batters he faced to reach and score in lone ML appearance, 8/21 @SD
- Did not pitch between May 8 and June 14
- Pitched for Tigres del Licey in the Dominican Winter League after the season

PRO CAREER

2011: Was used exclusively in relief for the first time in his career...Led Pittsburgh bullpen and ranked 4th among NL relievers with his career-high 84.2 IP...Allowed just 18.6% (8-43) of his inherited runners to score; the 6th-best ratio among NL relievers...Began season with Triple-A Indianapolis but was recalled on 4/9 before making an appearance with the Indians...Whiffed the only batter he faced while making his first appearance with the Pirates on 4/9 vs. COL...Pitched 13.0 consecutive scoreless outings before giving up an unearned run on 5/8...Picked up first win on 5/8 vs. HOU...Was not charged with an earned run in his first 12 appearances (15.0IP) thru 5/11 and had a 0.40 ERA (22.1IP, ER) after his 19th appearance on 5/29...Gave up two runs in 0.1IP and suffered first loss on 5/30 @NYM...Pitched 2.0 scoreless frames and was the winning pitcher in Pittsburgh's 3-2, 12-inning victory vs. PHI on 6/8...Was scored upon just once in his 15 games between 6/24 and 7/23 (13.0IP, 2ER), lowering ERA from 2.39 to 2.13...Threw 92 pitches in 5.1 innings of relief and suffered loss in 19-inning marathon @ATL on 7/26...Was scored upon in five of his six outings, 7/25-8/5 (10.1IP, 8ER)...Lowered his season ERA to 2.80 following his outing on 9/1, but was charged with 12 earned runs in his final 10.2 innings of work over his last 10 games...Finished season making four scoreless appearances (5.1IP) and picked up final win on 9/26 @MIL...Went 0-for-1 with a sac bunt at the plate.

2010: Began season in Pittsburgh's starting rotation, but didn't make first start until sixth team game on 4/11 @ARI...Was optioned to Indianapolis on 4/12, but did not appear in a game before being recalled on 4/17...Gave up six runs in 3.2 innings in third start on 4/22 vs. MIL (Pirates lost the game, 20-0)...Made first Major League relief appearance on 4/24 @HOU and pitched a scoreless frame...Was optioned to Indianapolis on 4/25...Gave up one run in 7.0IP while winning first Triple-A start on 4/29 at Pawtucket...Was recalled by Pittsburgh on 6/26 and suffered loss as a starter that night @OAK (6.0IP, 4ER)...Won first game with Pirates on 7/1 vs. PHI (5.1IP, ER)...Was optioned to Indianapolis on 7/8...Went 0-3 with a 4.42 ERA in three starts with Indy before being recalled a third and final time by Pittsburgh on 7/31...Made eight straight relief appearances (9.1IP, 2ER) before making next start on 8/25 vs. STL; pitched 6.0 scoreless innings for his second win with the Pirates...Tossed 11.2 scoreless frames over six games, 8/17-9/1...Made final outing as a starter on 10/1 @FLA (ND, 4.0IP, ER) in Pittsburgh's 5-1 victory...Went 1-for-14 with two sac bunts at the plate; singled off CIN's Johnny Cueto for lone hit on 4/17...Was hit by a pitch and stole second base on 8/8 vs. COL - the first Pittsburgh pitcher to swipe a base since Oliver Perez did so vs. CIN on 5/17/06.

2009: Spent majority of season with Indianapolis, where he was named the team's MVP...Tied for International League lead in victories and ranked eighth in ERA...Led club in starts, innings pitched and strikeouts...13 wins were the most by an Indy pitcher since Horacio Estrada led the league with 14 in 2000...Led all Pittsburgh farmhands in wins and ranked second in strikeouts...Went 0-1 with a 2.45 ERA (11.0IP, 3ER) in first two Triple-A starts before winning third outing on 4/22 at Toledo...Won five straight starts, 6/22-7/20...Suffered last loss on 7/25 vs. Buffalo...Tossed 7.0 scoreless innings while winning 10th game on 7/30 at Norfolk...Pitched season-high 7.2 innings on 8/10 vs. Columbus...Was named International League Pitcher-of-the-Week after going 2-0 with 12 K's and a 0.00 ERA (13.2IP) during the week of August 10-16...Struck out season-high eight batters on 8/20 vs. Louisville...Won nine of his final 10 decisions with Indianapolis and went 5-1 with a 1.90 ERA (52.0IP, 11ER) in eight starts after the All-Star break...Was selected to play for Team USA in the World Cup, but was replaced by Brad Lincoln due to his promotion to the big leagues...Was selected by Pittsburgh on 8/31 and made Major League debut that afternoon @CIN (game one); surrendered home run to Drew Stubbs on second pitch he threw and went on to post a QS ND (6.0IP, 3ER) in 4-3 Bucco loss...Also tallied RBI-single off Kip Wells in first big league at bat...Surrendered a pair of home runs to Derrek Lee and suffered first career loss in second start on 9/7 vs. CHC; also pitched career-high 7.0 innings in the game...Won first Major League game in final start on 10/2 @CIN (6.1IP, ER)...Pitched at least 6.0 innings in five of his six starts with the Pirates...Combined to pitch 179.0 innings between Triple-A and the Majors...Went 1-for-11 with an RBI at the plate with the Pirates...Was recognized by *Baseball America* as having the "Best Changeup" in the Pittsburgh organization prior to the 2010 season.

2008: Went 11-12 with a 3.57 ERA (171.1IP, 68ER) in 28 combined starts between Trenton (Yankees' AA), Scranton-Wilkes Barre (Yankees' AAA) and Indianapolis...Attended spring training as a non-roster invitee with New York and began season with Trenton, where he was charged with two earned runs or fewer in seven of his nine starts...Struck out seven batters over 5.0 scoreless innings and won first start on 4/5 at Binghamton...Tossed 7.0 scoreless frames while picking up second win, 4/15 vs. Altoona...Whiffed a career-high 12 batters on 4/25 vs. New Britain...Led Eastern League pitchers with a 1.42 ERA and was fifth in strikeouts (31) at the end of April...Ranked fifth in the Eastern League with a 2.52 ERA before being promoted to Scranton-Wilkes Barre on 5/21...Suffered loss in Triple-A debut on 5/24 vs. Indianapolis...Lost each of his first four starts before tossing a six-hit shutout in 9-0 win on 6/14 at Norfolk...Lost his next two starts to drop record to 1-6 despite allowing three earned runs or fewer



McCUTCHEN

in five of his first seven starts with Scranton...Struck out 10 batters while tossing a five-hit shutout vs. Syracuse on 7/5...Won each of his final three games with Scranton...Was acquired by Pittsburgh from New York as part of a six-player deal on 7/26 and was assigned to Indianapolis...Worked at least 6.0 innings in six of his eight starts with the Indians...Lost first two starts before allowing two runs in 7.0 innings of work in win vs. Buffalo on 8/6...Served up four home runs in loss vs. Louisville on 8/27...Pitched 7.0 shutout innings in final outing while picking up the win on 9/1 at Louisville.

2007: Went 14-4 with a 2.47 ERA in 27 combined games (23 GS) between Tampa (Yankees' A) and Trenton...Tied for second in the New York organization in wins and ranked fifth in ERA...Began season with Tampa and won each of his first five decisions...Pitched season-high 8.0 innings and gave up season-high 13 hits on 6/4...Suffered first loss with Tampa on 6/9...Won four straight starts, 6/14-30, and posted a 0.72 ERA (25.0IP, 2ER) in that time...Went 5-1 with a 3.32 ERA (38.0IP, 14ER) in six starts during the month of June...Gave up just one run in 13.0IP and went 2-0 in his last three games with Tampa...Made lone relief appearance (5.0 scoreless IP) in last game with Tampa on 7/22 at Lakeland...Was promoted to Trenton on 8/1 and pitched 5.0 scoreless innings in his first game with the Thunder that night at Binghamton (no-decision)...Won three starts, 8/11-22...Pitched 7.0 shutout frames while posting second victory with Trenton on 8/17 at Connecticut...Was tabbed by *Baseball America* as having the "Best Control" among Florida State League pitchers

2006: Went 2-0 with a 1.86 ERA in nine games (2 GS) during first professional season...Began season with Staten Island in the New York-Penn League...Tossed 3.0 scoreless innings in first of two starts on 6/24 and was picked up first pro win in second and final start with Staten Island on 6/29 (5.0IP, ER)...Was promoted on 7/1 to Charleston (Yankees' A), where he pitched exactly 3.0 innings in all seven of his relief appearances...Gave up two runs while making first professional relief appearance on 7/4...Was charged with just one earned run in his last four appearances (12.0IP - 0.75 ERA)...Won lone game with Charleston on 7/26 vs. West Virginia and earned lone save on 7/31 vs. Lexington.

PERSONAL/MISCELLANEOUS

Wife's name is Sarah...Is a 2001 graduate of Norman (OK) High School, where he was named to The Oklahoman's 2001 Big All-City team as a senior...Also played running back and cornerback for his high school football team and ran track...Was drafted by the Yankees out of the University of Oklahoma, where he ranked among the school's all-time leaders in strikeouts...Was also named to the Big 12 Commissioner's Honor Roll.

YEAR	CLUB	W	L	ERA	G	GS	CG	SHO	SV	IP	H	R	ER	HR	HB	BB	IBB	SO	WP	BK
2006	Staten Island-1	1	0	1.13	2	2	0	0	0	8.0	4	1	1	1	0	1	0	11	0	0
	Charleston	1	0	2.14	7	0	0	0	1	21.0	13	5	5	2	0	5	0	18	0	0
2007	Tampa	11	2	2.50	17	16	0	0	0	101.0	86	29	28	7	4	21	1	67	1	0
	Trenton	3	2	2.41	7	7	0	0	0	41.0	30	11	11	2	1	12	0	36	2	0
2008	Trenton	4	3	2.55	9	9	0	0	0	53.0	43	16	15	4	1	18	0	52	3	0
	Scranton/WB	4	6	3.58	11	11	2	2	0	70.1	73	32	28	10	1	11	0	58	0	0
2009	Indianapolis-2	3	3	4.69	8	8	0	0	0	48.0	49	25	25	12	2	7	0	41	0	0
	Indianapolis	13	6	3.47	24	24	0	0	0	142.2	145	63	55	10	3	29	1	110	5	0
2010	PITTSBURGH	1	2	4.21	6	6	0	0	0	36.1	38	17	17	6	1	11	2	19	0	0
	PITTSBURGH	2	5	6.12	28	9	0	0	0	67.2	83	48	46	13	2	28	0	38	2	0
2011	Indianapolis	4	8	3.99	13	13	0	0	0	79.0	71	35	35	12	6	19	1	39	0	1
	PITTSBURGH	5	3	3.72	73	0	0	0	0	84.2	87	38	35	7	4	33	5	47	7	0
2012	Bradenton	0	0	0.00	1	0	0	0	0	2.0	1	0	0	0	0	0	0	1	0	0
	Indianapolis	7	2	2.98	36	1	0	0	3	63.1	54	25	21	3	3	14	3	55	2	1
	PITTSBURGH	0	1	inf	1	0	0	0	0	0.0	1	2	2	1	0	1	0	0	0	0
	Minor Lg. Totals	51	32	3.20	135	91	2	2	4	629.1	569	242	224	63	21	137	6	488	13	2
National League		8	11	4.77	108	15	0	0	0	188.2	209	105	100	27	7	73	7	104	9	0
ML Totals		8	11	4.77	108	15	0	0	0	188.2	209	105	100	27	7	73	7	104	9	0

1- Selected by New York (AL) in the 13th round of the 2006 First Year Player Draft

2- Acquired by Pittsburgh with three players in exchange for Damaso Marte and Xavier Nady, July 26, 2008

BATTING RECORD

	AVG	AB	R	H	2B	3B	HR	RBI	SH	SF	HBP	BB	IBB	SO	SB	CS	GIDP	SLG	OBP
Career	.067	30	2	2	0	0	0	1	3	0	1	1	0	8	1	0	0	.067	.125

FIELDING

P	PCT	G	PO	A	E	DP
2009	1.000	6	3	4	0	0
2010	.955	28	9	12	1	2
2011	.867	73	7	6	2	0
2012	-	1	0	0	0	0
Totals	.932	108	19	22	3	2

**T.J.****66McFARLAND***Timothy J. McFarland***BATS**
LEFT**THROWS**
LEFT**HEIGHT**
6'3"**WEIGHT**
190**Born:** June 8, 1989**2013 Opening Day Age:** 23**Birthplace/Resides:** Born in Palos Hills, IL...Resides in Orland Park, IL**Contract Status:** Signed through 2013**Major League Service:** None**Acquired:** December 6, 2012; Selected by the Orioles in the Rule 5 Draft from CLE**LHP**

2012 HIGHLIGHTS

- Split the season between Double-A Akron and Triple-A Columbus and led all Cleveland farmhands with 16 wins
- Went 8-2 with a 2.69 ERA (60.1IP, 18ER) in 10 starts with the Aeros to start the season
- Began the year 8-1 with a 1.79 in his first nine starts before allowing 7ER in 5.0IP in his final Aeros' start, May 25
- Went 5.0 or more innings in nine of his 10 Double-A starts, including 7.0 innings on four occasions
- Made his first appearance with Columbus on May 31, tossing 5.2 scoreless innings
- Went 4-1 with a 3.43 ERA (39.1IP, 15ER) in six starts in August

PRO CAREER

2011: Tied-2nd in the Eastern League in complete games (2) and tied-4th in starts (25).**2010:** Finished 3rd among all Indians farmhands in wins (11)...Tied-2nd in the Carolina League in wins (11) and 4th in ERA (3.13)...Named to Carolina League All-Star team.**2009:** Spent the season with Class-A Lake County, leading the club in wins (9), finishing 2nd in starts (23) and IP (120.2), and 3rd in strikeouts (85).**2008:** Began his pro career with Gulf Coast, leading the club in IP (55.0), finishing 2nd in starts (10), and 3rd in strikeouts (38).

PERSONAL/MISCELLANEOUS

Originally selected by Cleveland in the 4th round of the 2007 First Year Player Draft...Signed by Mike Soper...Graduated from Amos Alonso Stagg (IL) High School.

YEAR	CLUB	W	L	ERA	G	GS	CG	SHO	SV	IP	H	R	ER	HR	HB	BB	IBB	SO	WP	BK
2008	GCL Indians-1	3	4	5.07	12	10	0	0	0	55.0	70	38	31	3	4	15	0	38	12	0
2009	Lake County	9	4	3.58	25	23	0	0	1	120.2	128	58	48	6	3	42	0	85	10	1
2010	Kinston	11	5	3.13	24	19	1	0	0	126.2	121	50	44	9	4	40	0	92	6	1
	Akron	0	0	11.25	1	1	0	0	0	4.0	9	6	5	1	0	2	0	5	0	0
2011	Kinston	0	1	2.25	2	2	0	0	0	12.0	9	5	3	2	0	1	0	12	0	0
	Akron	9	9	3.87	25	25	2	0	0	137.1	140	73	59	9	7	50	0	103	12	3
2012	Akron	8	2	2.69	10	10	1	0	0	60.1	61	18	18	1	3	12	0	41	1	0
	Columbus	8	6	4.82	17	17	1	1	0	102.2	112	55	55	9	1	33	0	55	5	0
Minor Lg. Totals		48	31	3.83	116	107	5	1	1	618.2	650	303	263	40	22	195	0	431	46	5

1- Selected by Cleveland in the 4th round of the 2007 First Year Player Draft

OLDEST PLAYERS IN ORIOLES HISTORY

Age at time of last game

Player	Pos	Age
Rick Dempsey (1992)	CA	43.014
Jesse Orosco (1999)	P	42.160
Dizzy Trout (1957)	P	42.074
Tim Raines, Sr. (2001)	OF	42.016
Harold Baines (2000)	DH	41.136



OF

NATE McLOUTH9

Nathan Richard McLouth

BATS
LEFTTHROWS
RIGHTHEIGHT
5'11"WEIGHT
180

Born: October 28, 1981

2013 Opening Day Age: 31

Birthplace/Resides: Born in Muskegon, MI...

Resides in Knoxville, TN

Contract Status: Signed through 2013

M.L. Service: 6 years, 152 days

Acquired: June 5, 2012, signed as a minor league free agent

GAME HIGHS & STREAKS

HITS: 4, twice, most recently September 13, 2009 at St. Louis...**RUNS:** 4, May 12, 2006 vs. Florida...**DOUBLES:** 3, July 9, 2008 vs. Houston...**HR:** 2, three times, most recently May 6, 2008 vs. San Francisco...**RBI:** 5, September 12, 2008 vs. St. Louis...**SB:** 2, four times, most recently September 3, 2008 at Cincinnati...**WALKS:** 4, July 19, 2009 vs. New York Mets...**HITTING STREAK:** 20, September 30, 2007-April 21, 2008...**WALK-OFF HOME RUN:** 1, April 20, 2010 off Jose Contreras...**LEAD-OFF HOME RUNS:** 10, May 20, 2006 off Jason Johnson, April 27, 2008 off Brett Myers, April 29, 2008 off Johan Santana, May 31, 2009 off Mike Hampton, June 19, 2009 off Daisuke Matsuzaka, September 10, 2009 off Roy Oswalt, April 20, 2010 off Jose Contreras, April 30, 2010 off Brett Myers, September 17, 2012 off Hector Noesi, September 26, 2012 off Carlos Villanueva and September 30, 2012 off Zach Stewart

2012 HIGHLIGHTS

- Contract was selected from Norfolk August 4 and doubled in his first at-bat that night at Tampa Bay
- Hit 10th career leadoff home run September 30 vs. Boston off Zach Stewart
- Hit walk-off RBI single September 12 against Tampa Bay
- Hit 8th inning go-ahead two-run homer August 27 against Chicago
- Hit first big league homer since July 17, 2011 on August 21 at Texas
- Recorded four three-hit games for the O's
- Season-high three RBI August 27 vs. Chicago
- Hit .244 (44-180) with 10HR, 29R & 33RBI in 47 games with Norfolk
- Appeared in 34 games with PIT, batting .140 (8-57)
- Went 1-for-4 with 2 RBI and a SB in AL Wild Card Game vs. TEX...Hit .318/.348/.500 with a double, HR, 3 RBI, 2 SB in 5G vs. NYY in the ALDS

PRO CAREER

2011: Was Atlanta's Opening Day starter in center field and the club's every day center fielder thru 5/22...Was placed on the 15-day disabled list with a left oblique strain on 5/23...Played three games on rehab with Triple-A Gwinnett from 6/16-18 before being reinstated from D.L. on 6/19...Was used mostly as the starting left fielder after he returned from the disabled list...Made back-to-back starts in right field on 7/18-19...Was ejected in the 9th inning by home plate umpire Jerry Meals for arguing balls and strikes in the 19-inning game vs. Pittsburgh on 7/26...Was placed on the 15-day disabled list on 7/29 due to a lower abdominal strain...Underwent sports hernia surgery in Philadelphia on 8/4 and was transferred to the 60-day D.L...Missed remainder of the season.

2010: Was limited to just 85 games with Atlanta and 34 in the minors; missed a month of action due to a head contusion...Connected off Houston's Brett Myers for seventh career leadoff home run on 5/1...Left the game on 6/9 at Arizona after suffering a head injury on the turf at Chase Field after colliding with Jason Heyward while tracking a fly ball to right center field...Was placed on the 15-day disabled list on 6/10...Began a rehab assignment with Triple-A Gwinnett on 7/9...Was reinstated from the D.L. and optioned to Gwinnett on 7/27...Was recalled by Atlanta on 8/31 and hit .263 (15-for-57) with 10 RBI in his final 22 games with the Braves...Produced a .409 average (9-for-22) during a season-high seven-game hitting streak from 9/5-13...Went 1-for-2 in three games against San Francisco during the N.L. Division Series.

2009: Hit .256 (130-for-507) with 27 doubles, 20 home runs, 70 RBI and 19 stolen bases in 129 games between Pittsburgh and Atlanta...Made all 129 defensive appearances (126 starts) in center field and committed just one error (7/18 vs. New York-NL)...Began season with Pittsburgh...Homered four times and tallied 14 RBI in 15 games during the month of April...Was hitting .294 with seven home runs and 28 RBI following his three-hit, four-RBI game on 5/17 vs. Colorado...Was acquired by Atlanta in a deal for three players on 6/3...His first home run with the Braves came against the Pirates on 6/8...Had his streak of 31 consecutive successful stolen bases attempts snapped on 6/22 vs. Chicago (NL)...Hit .341 (15-for-44) during season-high 10-game hitting streak from 6/24 thru 7/9...Was on the 15-day disabled list from 8/16 thru 9/3 due to a strained left hamstring...Played two rehab



games with Double-A Mississippi on 8/28-29 and one game with Class-A Rome on 9/3 before being reinstated...Tied career high with four hits on 9/13 at St. Louis.

2008: Spent first full season as a starting center fielder and was named to the National League All-Star Game; Pittsburgh's first center fielder to receive such accolades since Andy Van Slyke in 1993...Was named to the Rawlings Gold Glove team after leading N.L. center fielders with a .997 fielding percentage...Made just one error in 149 games and ranked second behind Milwaukee's Ryan Braun (149 games/0 errors) in fielding pct. among all N.L. outfielders...Made only error (throwing) in team game #157 on 9/23 at Milwaukee; he had gone 165 consecutive games in the outfield without an error since making his last one on 9/1/07 at Milwaukee...Shared league lead in doubles with Houston's Lance Berkman and tied for fifth in runs scored - the most by a Bucco since Brian Giles in 2001 (116)...Was 23-for-26 in stolen base attempts and was successful in last 21 attempts after being caught stealing by Florida's Matt Treanor on 4/22...Became the seventh Pittsburgh player and first since Jason Bay in 2005 to have at least 20 steals and 20 home runs in the same season...His 26 home runs hit as a center fielder fell two shy of the club record for most hit by a center fielder (28 by Brian Giles in 1999)...Hit safely in each of his first 19 games, going 30-for-79 (.375) - the second-longest streak by a Pirate to start a season since Charlie Grimm set the N.L. record (since 1900) with a 25-game streak in 1923...Had first of two multi-homer games on 4/27 vs. Philadelphia...Led off back-to-back games with a home run on 4/27 and 4/29, the first Pittsburgh player to do so since Barry Bonds in 1988 (5/12 and 5/13)...Homered in three straight games from 4/26-29...Ranked second among Major League players with 20 extra-base hits in April and shared the lead in doubles (12)...Led Pirates with seven homers in April...Started each of the first 35 games before missing the action on 5/10 vs. Atlanta...Had career-high four hits on 5/22 vs. Milwaukee...Entered All-Star Game, which went 15 innings, in the 5th inning and played the final 11 frames in center field; went 1-for-4 at the plate and became the first outfielder in All-Star history to throw out the potential winning run at the plate in extra innings (nailed Dioner Navarro in the 11th inning)...Connected off Jack Cassel for 20th home run on 7/22 at Houston...Bounced his home run into the Allegheny River on 7/28 vs. Colorado...Missed five straight starts from 8/19-24 due to a viral infection...Had RBI-single as a pinch hitter at Milwaukee on 8/25 - his first game action since 8/18...Went hitless in 12 at bats before homering off Dave Bush on 8/29 - his first homer since 7/28...Went 6-for-10 with two doubles, four RBI and four runs scored during three-game series in San Francisco 9/5-7...Collected 40th double on 9/6...Left game on 9/7 at San Francisco in the 4th inning after sustaining a cut above his left eye from his sunglasses while attempting a diving catch (received six stitches), but returned to action the next day in Houston...Had a career-high five RBI, fell a single shy of hitting for the cycle and scored three runs - including 100th of the year - on 9/12 vs. St. Louis...Scored three runs and hit 26th and final home run on 9/14 vs. St. Louis...Reached base safely in 21 of his 25 games during the month of September and was 9-for-9 in stolen base attempts...Was named the Roberto Clemente Award winner by the Pittsburgh chapter of the Baseball Writers Association of America; an award presented annually since 1973 to the team MVP.

2007: Spent second straight full season with Pittsburgh...Led club in stolen bases...Was successful in first 12 attempts and was caught stealing just once (8/26 in Houston by pitcher Wandy Rodriguez) in 23 attempts...Made 66 appearances (53 starts) in center field, 24 appearances (nine starts) in left field and 18 appearances (four starts) in right field...Had two assists and committed three errors (two in CF/one in RF)...Went 70 consecutive games (148 chances) without making an error from 5/12 thru 8/31...Was club's most-used pinch hitter, going 8-for-44 (.182) with two walks, a HBP, home run and five RBI...Took Houston's Roy Oswalt deep for first career pinch hit home run on Opening Day in Houston...Made first start (RF) on 4/22 at Los Angeles (NL) and went 1-for-3 with an RBI...Knocked in four runs on 6/17 vs. Chicago (AL)...His home run on 7/17 vs. Colorado was his first since Opening Day...Hit a three-run home run on 8/4 vs. Cincinnati; was one of five Pirates to homer in the game...Hit safely in 11 straight games from 8/4-17, going 15-for-43 (.349) with four homers and 11 RBI...Homered in back-to-back games on 8/14-15 and again on 8/21-22...Had first career two-homer game on 8/22 at Colorado...Bounced a ball into the Allegheny River with his home run vs. Milwaukee on 9/10.

2006: Spent first full season in the Majors with Pittsburgh...Made 42 appearances (41 starts) in center field, 39 appearances (14 starts) in right field and three appearances in left field...Was successful in 10 of his 11 stolen base attempts (one caught stealing was by Florida pitcher Scott Olsen on 5/13)...Snapped an 0-for-26 skid with three-hit performance on 5/6 at Washington...Appeared in 40 of the first 41 games thru 5/18; made 38 straight appearances after missing game on 4/6 at Cincinnati...Went deep in back-to-back starts on 5/17 vs. Cincinnati and 5/20 at Cleveland...Recorded first career leadoff home run off Cleveland's Jason Johnson at Jacobs Field on 5/20...Played final three innings in right field on 7/3 at New York and hit fourth home run in first at bat that night...Tripled, homered and had three RBI on 8/11 vs. St. Louis - his final game of the season...Spent remainder of season on the 15-day disabled list after suffering a left ankle sprain while running the bases on 8/11...Committed two errors; a throwing error while playing center field on 5/6 and a fielding miscue while playing right field on 6/20.

2005: Attended Major League spring training camp as a member of Pittsburgh's 40-man roster and was optioned to Indianapolis (AAA) on 3/14...Batted .400 (12-for-30) during nine-game hitting streak from 4/13-22 (game one)...Swiped season-high three bases on 4/20 at Richmond...Hit first Triple-A home run on 5/6 at Columbus...Produced .304 batting average in 22 games during the month of April...Recorded 10-game hitting streak (15-for-37, .405) from 5/21 thru 6/2 (game one)...Had another three stolen bases on 5/23 at Durham...Batting average reached a season-high .316 following three-hit performance on 6/11 at Rochester...Was successful in 14 consecutive stolen base attempts from 5/23 to 6/10 before being caught at Rochester on 6/14 (game one)...Homered in back-to-back games on 6/24-25...Hit grand slam and had five RBI on 6/25 at Toledo...Was recalled by Pittsburgh on 6/28...Made Major League debut on 6/29 at Washington and lined out as a pinch hitter...Struck out in second game with Pittsburgh in pinch hit appearance on 6/30...Was optioned back to Indianapolis following the game on 6/30...Produced another 10-game hitting streak at Triple-A from 6/21 thru 7/4, going 12-for-38 (.316) with four doubles, two homers and eight RBI...Recorded a



McLOUTH

FRONT OFFICE
ORIOLES REACH
MANAGER & COACHES
NATE McLOUTH
2013 IN REVIEW
OPPONENTS
MINOR LEAGUES
RECORDS & HISTORY
ORIOLE PARK
MEDIA

season-high 11-game hitting streak from 7/17-28 (17-for-43, .395)...Was recalled by Pittsburgh on 8/11 when Jody Gerut was placed on the D.L....Made total of 75 appearances in left field, 28 in center field and two in right field (5/15 and 5/20) while playing with Indianapolis...Doubled as a pinch hitter off Roy Oswalt for first big league hit on 8/12 at Houston...Made first Major League start (RF) on 8/14 at Houston and went hitless in four at bats...Connected off Jason Marquis for first Major League home run on 8/23 vs. St. Louis...Homered in three straight games from 9/26-28; became just the second Pittsburgh rookie ever to homer in at least three straight games (Dick Stuart did so in four straight in August of 1958)...Made 19 starts in center field and five in right field while playing with the Pirates...Made both errors (fielding) while playing right field.

2004: Spent entire season with Altoona (AA)...Led Eastern League in hits, runs scored and doubles (40)...Also ranked fourth in batting and eighth with a .384 on-base percentage...Led Curve in games played...Established club single-season records for hits, doubles and batting average by a left-handed hitter...Was named to the *Baseball America* Double-A All-Star Team...Made 101 starts in right field and 24 in center field...Had an 18-game hitting streak from 5/25 thru 6/12 (27-for-73, .370); his 18-game hitting streak matched Adam Hyzdu (1999) for the second-longest in franchise history and fell three games shy of Kevin Seifick's 21-gamer in 2002...Reached base safely in 30 straight games from 5/25 thru 6/25, besting J.J. Davis' club record of 28 games...Batted .350 (35-for-100) during the month of July...Named Eastern League's Player-of-the-Week for the week of 8/2-8 after hitting .433 (13-for-30) with three doubles, one HR, five RBI, 11 runs scored and four stolen bases...Hit safely in 12 consecutive games from 7/29 thru 8/10, going 21-for-48 (.438) with six doubles, 10 RBI and 13 runs scored...Reached base safely in 32 straight games from 7/4 to 8/10, eclipsing his own mark of 30 set earlier in the season (Ronny Paulino bested that mark by reaching base safely in a franchise-record 33 consecutive games from 7/12 thru 9/5)...Started 95 consecutive games from 5/15 to 8/27...Did not play on 9/4 at New Britain, ending his streak of 102 straight games played (5/16 to 9/3)...Reached base safely in 54 of his final 56 regular season games...Hit .347 (128-for-368) from 5/25 thru the end of the regular season - the highest batting average in the league during that time...Went 8-for-25 (.320) with two doubles, one home run, seven RBI and five runs scored in six post-season games...Homered and knocked in four runs in Altoona's 14-2 rout of Erie in Game One of the Southern Division Playoff Series...Went 6-for-14 (.429) with a homer, seven RBI and five runs scored in the Curve's three-game sweep of Erie...Participated in the Arizona Fall League and batted .278 (15-for-54) with three doubles, one home run and eight RBI in 14 games with the Peoria Saguaros.

2003: Spent second straight season with Lynchburg (A)...Was named to Carolina League's mid-season and post-season All-Star teams...Established team record in stolen bases...Ranked fourth among the league leaders in on-base percentage (.386) and sixth in batting...Ranked second among Pittsburgh farmhands in runs and tied for second in stolen bases...Led Hillcats in hits, runs and stolen bases...Batted over .300 in three separate months; May (.366), June (.311) and August (.320)...Reached base safely in 96 of his 112 games, including a 40-game on-base streak from 4/29 thru 6/12...Made 73 appearances in left field, 55 in center field and three in right field...Compiled a team-high 16-game hitting streak from 5/28 to 6/10...Went 5-for-5 with four runs scored on 6/8 at Salem...Had club-record 23 consecutive stolen base streak end on 6/11 at Myrtle Beach...Smacked a game-winning, two-out, two-run base hit in the bottom of the 9th to complete a three-run comeback vs. Potomac on 8/5...Was out of action from 8/15-24 after being placed on the D.L. with a strained right bicep...Hit .286 (6-for-21) with an RBI in five post-season games.

2002: Spent entire season with Carolina League champion Lynchburg...Struck out just once every 9.44 plate appearances, ranking fifth in the league in that department...Made 66 appearances in left field, 30 in right field and six in center field...Also made 11 appearances as the designated hitter...Went 3-for-5 with a home run and a season-high four RBI on 6/7 at Salem...Had a season-high four hits on 7/7 vs. Frederick...Hit .281 (18-for-64) in June, his best monthly average of the season...Went 1-for-7 with a run scored in three post-season games.

2001: Began season in Pirates' extended spring training program...Joined Hickory (A) and made professional debut on 5/20...Led Crawdads in runs scored...Made 58 appearances in center field, 37 in right field and one at second base (7/14 at Charleston, WV)...Went 11-for-26 (.423) with a home run and six RBI in his first seven pro games and reached base safely in 21 straight games from 6/3-27...Batted .513 (20-for-39) with three home runs and 10 RBI during a 10-game hitting streak from 6/25 thru 7/5...Went 4-for-5 with a pair of doubles on 6/25 at Greensboro...Batted .357 with four homers and 19 RBI in 26 games during the month of June...Went 5-for-6 with four runs scored on 8/9 at Greensboro...Followed that performance with a 4-for-4 showing two days later vs. Hagerstown.

2000: Was signed by Pittsburgh on 8/29 after being selected in the 25th round of the June draft...Did not appear in a game.

PERSONAL/MISCELLANEOUS

Nathan Richard McLouth (rhymes with MOUTH)...Wife's name is Lindsay...Is a 2000 graduate of Whitehall (MI) High School...Hit .514 and was 51-for-51 in stolen base attempts during his senior season...Was named Michigan's Gatorade Player-of-the-Year and earned a share of the state's Mr. Baseball honors following his final season...Named a USA Today Honorable Mention All-American following both his junior and senior campaigns...Batted .523 over his career and stole a Michigan state record 180 bases in 181 attempts in his four seasons with the Vikings...Also tallied 25 home runs and 150 RBI during his high school career...Turned down a baseball scholarship to the University of Michigan to sign with the Pirates...Originally signed by Pirate scout Duane Gustavson.



YEAR	CLUB	AVG	G	AB	R	H	2B	3B	HR	RBI	SH	SF	HBP	BB	IBB	SO	SB	CS	GDP	SLG	OBP
2001	Hickory-1	.285	96	351	59	100	17	5	12	54	2	3	7	43	6	54	21	5	5	.464	.371
2002	Lynchburg	.244	114	393	58	96	23	4	9	46	6	5	8	41	3	48	20	7	12	.392	.324
2003	Lynchburg	.300	117	440	85	132	27	2	6	33	5	1	7	55	2	68	40	4	4	.411	.386
2004	Altoona	.322	133	515	93	166	40	4	8	73	14	7	8	48	2	62	31	7	8	.462	.384
2005	Indianapolis	.297	110	397	64	118	20	3	5	39	5	7	7	39	1	58	34	8	10	.401	.364
	PITTSBURGH	.257	41	109	20	28	6	0	5	12	2	1	5	3	0	20	2	0	3	.450	.305
2006	PITTSBURGH	.233	106	270	50	63	16	2	7	16	3	1	5	18	0	59	10	1	7	.385	.293
2007	PITTSBURGH	.258	137	329	62	85	21	3	13	38	3	2	9	39	2	77	22	1	2	.459	.351
2008	PITTSBURGH	.276	152	597	113	165	46	4	26	94	5	6	12	65	11	93	23	3	5	.497	.356
2009	PITTSBURGH	.256	45	168	27	43	7	1	9	34	0	2	4	21	0	29	7	0	2	.470	.349
	Rome-2	.000	1	2	0	0	0	0	0	0	0	0	1	0	0	1	0	0	0	.000	.333
	Mississippi	.000	2	3	1	0	0	0	0	0	0	0	0	2	0	1	0	0	0	.000	.400
	ATLANTA	.257	84	339	59	87	20	1	11	36	3	2	5	47	1	70	12	6	6	.419	.354
2010	Gwinnett	.234	34	128	18	30	1	0	6	18	0	2	2	19	0	21	7	0	1	.383	.338
	ATLANTA	.190	85	242	30	46	12	1	6	24	6	2	5	33	2	57	7	2	3	.322	.298
2011	Gwinnett	.500	3	6	2	3	0	0	0	1	0	0	1	2	0	2	0	0	0	.500	.667
	ATLANTA	.228	81	267	35	61	12	2	4	16	7	0	3	44	4	52	4	2	4	.333	.344
2012	PITTSBURGH-3	.140	34	57	4	8	2	0	0	2	0	0	0	5	0	18	0	0	0	.175	.210
	Norfolk-4	.244	47	180	29	44	5	2	10	33	3	3	5	18	0	26	5	0	4	.461	.325
	BALTIMORE	.268	55	209	35	56	12	1	7	18	2	1	2	22	1	43	12	1	2	.435	.342
Minor Lg. Totals		.285	657	2415	409	689	133	20	56	297	35	28	46	267	14	341	158	31	44	.427	.364
BALTIMORE TOTALS		.268	55	209	35	56	12	1	7	18	2	1	2	22	1	43	12	1	2	.435	.342
American League		.268	55	209	35	56	12	1	7	18	2	1	2	22	1	43	12	1	2	.435	.342
National League		.246	765	2378	400	586	142	14	81	272	29	16	48	275	20	475	87	15	32	.420	.335
ML Totals		.248	820	2587	435	642	154	15	88	290	31	17	50	297	21	518	99	16	34	.421	.335

- 1-Selected by Pittsburgh in the 25th round of the 2000 First Year Player Draft
 2-Acquired by Atlanta in exchange for Gorkys Hernandez, Jeff Locke and Charlie Morton, June 3, 2009
 3-Signed by Pittsburgh as a free agent, December 7, 2011
 4-Signed by the Orioles as a free agent, June 5, 2012

WILD CARD

YEAR	CLUB	AVG	G	AB	R	H	2B	3B	HR	RBI	SH	SF	HBP	BB	IBB	SO	SB	CS	GDP	SLG	OBP
2012	BAL vs. TEX	.250	1	4	1	1	0	0	0	2	0	1	0	0	0	0	1	0	0	.250	.200
Totals		.250	1	4	1	1	0	0	0	2	0	1	0	0	0	0	1	0	0	.250	.200

DIVISION SERIES

YEAR	CLUB	AVG	G	AB	R	H	2B	3B	HR	RBI	SH	SF	HBP	BB	IBB	SO	SB	CS	GDP	SLG	OBP
2010	ATL vs. SF	.500	3	2	0	1	0	0	0	0	0	0	0	0	0	0	0	0	0	.500	.500
2012	BAL vs. NYY	.318	5	22	2	7	1	0	1	3	0	0	0	1	0	3	2	1	0	.500	.348
Totals		.333	8	24	2	8	1	0	1	3	0	0	0	1	0	3	2	1	0	.500	.360

ALL-STAR GAME

YEAR	CLUB	AVG	G	AB	R	H	2B	3B	HR	RBI	SH	SF	HBP	BB	IBB	SO	SB	CS	GDP	SLG	OBP
2008	NL at NYY	.250	1	4	0	1	0	0	0	0	0	0	0	0	0	1	0	0	0	.250	.250
Totals		.250	1	4	0	1	0	0	0	0	0	0	0	0	0	1	0	0	0	.250	.250

FIELDING

OF	PCT	G	PO	A	E	DP
2005	.958	29	46	0	2	0
2006	.982	75	109	1	2	1
2007	.984	101	183	2	3	1
2008	.997	151	384	5	1	1
2009	.997	129	313	9	1	4
2010	.986	77	145	1	2	1
2011	.988	79	169	0	2	0
2012	.991	71	113	1	1	0
Totals	.991	712	1462	19	14	8

FRONT
OFFICE

ORIOLES
REACH

MANAGER &
COACHES

NATE
McLOUTH

2013
IN REVIEW

OPPONENTS

MINOR
LEAGUES

RECORDS &
HISTORY

ORIOLE PARK

MEDIA



YAMAICO NAVARRO 58

Yamaico Navarro

BATS RIGHT	THROWS RIGHT	HEIGHT 5'11"	WEIGHT 170
----------------------	------------------------	------------------------	----------------------

Born: October 31, 1987
2013 Opening Day Age: 25
Birthplace/Resides: Born and resides in San Pedro de Macoris, DR
Contract Status: Signed through 2013
Major League Service: 1 year, 1 day
Acquired: November 30, 2012; acquired by the Orioles from PIT in exchange for minor league RHP Jhondaniel Medina

INF

GAME HIGHS & STREAKS

HITS: 2, four times, most recently April 30, 2012 vs. Atlanta...**RUNS:** 2, April 30, 2012 vs. Atlanta...**DOUBLES:** 1, three times, most recently August 4, 2011 vs. Baltimore...**HR:** 1, twice, most recently April 30, 2012 vs. Atlanta...**RBI:** 3, twice, most recently April 30, 2012 vs. Atlanta...**WALKS:** 1, 12 times, most recently May 16, 2012 vs. Washington...**HITTING STREAK:** 3, four times, most recently April 30-May 2, 2012

2012 HIGHLIGHTS

- Began the season with Pittsburgh, batting .178/.255/.244 through May 27
- Set career-highs with two hits, two runs, a home run and 3 RBI, April 30 vs. ATL
- Sent to Triple-A Indianapolis, where he batted .275/.359/.490 in 60 games before being recalled to Pittsburgh
- Appeared in four games for the Pirates, August 17-21, going 0-for-5
- Sent back to Triple-A for his final six games of the season, where he went 7-for-22
- Batted .286/.384/.503 in 161 AB vs. RHP at Triple-A
- Hit .296/.416/.549 over 71 AB in 23 July games for Indianapolis

PRO CAREER

2011: Hit .264 (58-for-220) with seven homers and 22 RBI in 59 minor league games and .250 (15-for-60) with a homer and nine RBI in 22 Major League games between two organizations...Began season with Pawtucket (Red Sox' AAA), where he made nine appearances at third base, eight in right field, seven at shortstop, five at second base, three in left field and one in center field...Also went 3-for-9 with a home run in two games as the designated hitter...Hit safely in nine of his first 11 games (15-for-42, .357) and hit .320 in 20 games during the month of April...Homered twice on 5/2 vs. Toledo...Was recalled by Boston on 6/30 and homered in his first at bat with the Red Sox on 7/2 at Houston; connected off J.A. Happ for his first Major League home run - a pinch-hit shot in the 7th inning...Hit safely in four of his first five games with Boston (4-for-14, .286); went 4-for-23 (.174) in his final 12...Made 11 appearances (four starts) at third base, three appearances (two starts) at shortstop and three starts in left field with the Red Sox before being traded to Kansas City on 7/31...Went 3-for-7 while making two starts at third base with the Royals before being optioned to Triple-A Omaha on 8/5...Had career-high three RBI on 8/4 vs. Baltimore...Made 21 appearances at shortstop and four at second base while playing with the Storm Chasers...Went 13-for-35 (.371) in his final nine Triple-A games...Was recalled by Kansas City on 9/3 and went 4-for-16 with three RBI in four games; made three starts at third base and one at short...Played Winter ball in the Dominican and batted .265 (22-for-83) with eight RBI in 24 games with Licey.

2010: Hit .275 (105-for-382) with 23 doubles, 11 home runs, 61 RBI and 18 stolen bases in 104 minor league games...Established career high in stolen bases and matched his career high in home runs...Began season with Portland (Red Sox' AA), where he made 66 appearances at shortstop and 22 at third base; made last 56 appearances at shortstop...Homered twice on 6/19 vs. Akron...Had four hits (three doubles) in final game with Portland on 8/1...Was promoted to Pawtucket on 8/2 and made 11 appearances at shortstop, two at second base and two at third base...Was selected by Boston on 8/20 and made Major League debut that night vs. Toronto...Singled off Brett Cecil in his first big league plate appearance as a pinch hitter in the 5th inning; also played shortstop and second base in the game...Made 15 appearances (six starts) at shortstop, four appearances (two starts) at third base and three appearances (two starts) at second base while playing with the Red Sox...Made first start at shortstop on 9/5 vs. Chicago (AL); at 22 years, 309 days old he became the youngest Boston player to start a game at short since Rey Quinones (22 years, 274 days old) on 8/12/86 (game two)...Picked up first Major League RBI on 8/29 at Tampa Bay...Went 4-for-15 (.267) in his final nine games after going 2-for-27 (.074) in his first 11 contests...Hit .260 (18-for-69) with four homers and 15 RBI in 20 games with Licey while playing winter ball in the Dominican Republic.

2009: Played at three different levels in the Boston minor league system and combined to bat .240 (60-for-250) with six home runs and 30 RBI in 67 games...Began season with Salem (A) and appeared in one game before landing on the disabled list with a hand injury (had surgery to remove the hook of his hamate bone in left hand on 4/30)...Had a five-game rehab stint with Lowell



before being reinstated from D.L. on 6/24...Hit .322 in 22 games with Salem before being promoted to Portland on 7/22...Closed out the season with a .298 (14-for-47) average after going 11-for-88 (.125) in his first 25 Double-A games...Played six games with Licey during the Dominican Winter League.

2008: Established minor league career highs in nearly every offensive category while splitting the season between Greenville (Red Sox 'A) and Lancaster (A)...Hit .304 (154-for-506) with 27 doubles, six triples, 11 home runs and 77 RBI in 125 games with the two clubs...Tied for second among Boston minor leaguers in hits and ranked fourth in games played...Shared Greenville team lead in RBI and was named to the South Atlantic League mid-season All-Star team...Was named S.A.L. Player-of-the-Week for the week of 6/2-8 after going 12-for-28 (.429) with four homers and 10 RBI in seven games...Was promoted to Lancaster on 7/14...Hit .395 (32-for-81) during an 18-game hitting streak from 7/21 thru 8/9...Went 5-for-5 on 8/2 at Rancho Cucamonga...Went 1-for-22 in six games following the 18-game streak before going 18-for-34 (.529) with five straight multi-hit games from 8/17-26...Participated in the Hawaiian Winter League and went 18-for-87 (.207) with 11 RBI in 22 games with the North Shore Honu.

2007: Spent entire season with Lowell and was named to the New York-Penn League mid-season All-Star team...Hit .359 (28-for-78) in August - the fourth-best average in the league during the month...Went 5-for-5 with four RBI on 8/30 vs. Tri-City.

2006: Spent first professional season with the DSL Red Sox...Shared team lead in triples and ranked second in hits, doubles and RBI...Hit .306 (48-for-157) in his first 40 games thru the month of July; hit .182 (8-for-44) in 13 games in August...Went 14-for-32 (.438) with a pair of four-RBI efforts during his season-high eight-game hitting streak from 6/26 thru 7/4...Made all 49 defensive appearances at shortstop.

PERSONAL/MISCELLANEOUS

Yamaico (Perez) Navarro...Was ranked by *Baseball America* as Boston's 9th-best prospect prior to the 2009 season - the 6th-best position player.

YEAR	CLUB	AVG	G	AB	R	H	2B	3B	HR	RBI	SH	SF	HBP	BB	IBB	SO	SB	CS	GDP	SLG	OBP
2006	DSL Red Sox-1	.279	53	201	29	56	13	5	3	37	0	2	0	21	0	29	5	3	5	.438	.344
2007	Lowell	.289	62	225	36	65	10	1	5	37	1	2	3	22	0	52	12	6	9	.409	.357
2008	Greenville	.280	83	325	46	91	14	4	7	54	0	4	3	29	0	73	3	2	16	.412	.341
	Lancaster	.348	42	181	33	63	13	2	4	23	0	1	2	12	0	30	3	2	2	.508	.393
2009	Lowell	.238	5	21	1	5	1	0	0	2	0	0	0	2	0	3	0	2	0	.286	.304
	Salem	.319	23	94	10	30	9	0	4	17	0	0	2	6	0	12	2	2	6	.543	.373
	Portland	.185	39	135	16	25	6	2	2	11	0	1	2	14	0	28	5	1	7	.304	.270
2010	Portland	.274	88	329	49	90	19	3	8	55	1	3	3	42	0	53	16	5	9	.422	.358
	Pawtucket	.283	16	53	8	15	4	0	3	6	0	1	0	5	0	6	2	1	2	.528	.339
	BOSTON	.143	20	42	4	6	0	0	0	5	0	2	0	2	1	17	0	0	0	.143	.174
2011	Pawtucket	.258	34	128	25	33	8	2	5	13	0	0	4	17	0	25	3	2	2	.469	.362
	BOSTON	.216	16	37	6	8	2	0	1	3	0	0	0	3	0	9	0	0	0	.351	.275
	Omaha-2	.272	25	92	11	25	3	1	2	9	0	2	0	7	0	18	3	4	2	.391	.317
	KANSAS CITY	.304	6	23	2	7	1	0	0	6	0	1	0	2	0	5	0	0	0	.348	.346
2012	Indianapolis-3	.279	66	222	41	62	14	3	9	35	0	3	0	32	2	41	9	4	5	.491	.366
	PITTSBURGH	.160	29	50	4	8	0	0	1	4	0	1	0	5	0	13	0	2	2	.220	.232
	Minor Lg. Totals	.279	536	2006	305	560	114	23	52	299	2	19	19	209	2	370	63	34	65	.437	.350
	American League	.206	42	102	12	21	3	0	1	14	0	3	0	7	1	31	0	0	0	.265	.250
	National League	.160	29	50	4	8	0	0	1	4	0	1	0	5	0	13	0	2	2	.220	.232
	ML TOTALS	.191	71	152	16	29	3	0	2	18	0	4	0	12	1	44	0	2	2	.250	.244

1-Selected by Pittsburgh in the 25th round of the 2000 First Year Player Draft

2-Acquired by Atlanta in exchange for Gorkys Hernandez, Jeff Locke and Charlie Morton, June 3, 2009

3-Signed by Pittsburgh as a free agent, December 7, 2011

4-Signed by the Orioles as a free agent, June 5, 2012

FIELDING

1B	PCT	G	PO	A	E	DP
2010	1.000	3	4	5	0	1
2012	1.000	1	2	3	0	1
Totals	1.000	4	6	8	0	2

3B	PCT	G	PO	A	E	DP
2010	.909	4	3	7	1	0
2011	.929	16	9	17	2	1
2012	1.000	2	0	5	0	0
Totals	.932	22	12	29	3	1

SS	PCT	G	PO	A	E	DP
2010	.969	15	14	17	1	4
2011	1.000	4	3	3	0	1
2012	1.000	3	1	1	0	1
Totals	.975	22	18	21	1	6

OF	PCT	G	PO	A	E	DP
2011	1.000	3	6	0	0	0
2012	1.000	10	11	1	0	1
Totals	1.000	13	17	1	0	1

**RHP**

DARREN O'DAY56

Darren Christopher O'Day



BATS	THROWS	HEIGHT	WEIGHT
RIGHT	RIGHT	6'4"	220

Born: October 22, 1982**2013 Opening Day Age:** 30**Birthplace/Resides:** Born in Jacksonville, FL...Resides in Smyrna, GA**Contract Status:** Signed through 2013**M.L. Service:** 4 years, 103 days**Acquired:** November 2, 2011; claimed on waivers by the Orioles from the Texas Rangers

GAME HIGHS & STREAKS

LONGEST RELIEF OUTING: 4.0 innings, July 11, 2008 vs. Oakland...**STRIKEOUT HIGH:** 5, August 24, 2011 vs. Boston...**WALK HIGH:** 2, nine times, most recently September 12, 2012 vs. Tampa Bay...**HR ALLOWED:** 2, twice, most recently August 24, 2011 vs. Boston...**WINNING STREAK:** 6 games, April 13-August 7, 2012...**LOSING STREAK:** 2 games, July 12, 2009-April 29, 2010

2012 HIGHLIGHTS

- Set career-highs in wins (7 – 2nd among AL relievers), G (69), IP (67.0) and K (69) in his first season with the O's after being claimed on waivers from TEX, November 2, 2012
- Stranded 37 of 43 inherited runners (86.0%), the 3rd best mark in the AL
- Had five outings of 2.0IP and went 1.0IP or more in 47 of his 69 outings
- Did not allow a run in 57 of his 69 outings and allowed one run on eight occasions
- Made at least nine appearances in each full month of the season
- Allowed ER in 1.1IP in his O's debut, 4/9 vs. NYY, then reeled off an 11-game scoreless streak, 4/13-5/6, lowering his ERA from 6.75 to 0.64
- Allowed a total of 6ER in his first 31 games (32.1IP, 1.67 ERA)
- Went 5-0 with a 2.41 ERA (33.2IP, 9ER) in 35 games at OPACY
- Went 4-0 with a 1.10 ERA (32.2IP, 4ER) in 36 games vs. AL East opponents, holding hitters to a line of .135/.207/.270
- Posted a 1.97 ERA (32.0IP, 7ER) in 34 appearances after the All-Star break
- Pitched to a 1.60 ERA (39.1IP, 7ER) in 37 games on zero or one day of rest...ERA was 3.25 (27.2IP, 10ER) in 32 games on two or more days of rest
- Had two scoreless appearances streaks of 11 games (7/19-8/14 (10.2IP) & 4/13-5/6 (12.2IP))
- Allowed Josh Hamilton's ML record-tying 4th HR, 5/8
- Earned career-high 7th win, 9/6 vs. NYY, retiring Jeter with two runners on to end the 8th inning
- Tied season-high with 3K in 1.2 scoreless IP, 9/8 vs. NYY
- Tossed 2.0 scoreless innings (H, K) in the AL Wild Card Game @TEX...Made 4 scoreless appearances (5.0IP, BB, 4K) in the ALDS vs. NYY

PRO CAREER

2011: Season included 85 days on the major league DL...Went 0-1 with a 5.40 ERA (16.2IP, 10ER) in 16 appearances over three stints with Texas (Opening Day-July 13, Aug. 6-9, and Aug. 24-end of season)...14 of his 16 appearances came in Arlington...Beginning Sept. 3, 2010, has permitted 11 home runs in his last 26 games and 25.2 innings (3.86 HR/9 IP)...Averaged 3.78 HR/9 in 2011 after entering year with career 0.55 figure...Prior to his first DL stint, had a 2.45 ERA (7.1IP, 2ER) in eight games...Lone loss came April 12 @DET, loading the bases before allowing a Miguel Cabrera walk-off single in the 9th...After his first DL stint, had a 7.71 ERA (9.1IP, 8ER) his final right games with six home runs allowed...Was on the 60-day DL, April 27-July 1, for surgery to repair a partial tear of the labrum in his left hip, performed by Dr. Tom Byrd in Nashville, TN on April 28...Also on the 15-day DL, Aug. 25-Sept. 12, with right shoulder inflammation...Combined to go 1-0 with one save and a 2.53 ERA (21.1IP, 6ER) in 18 games with Frisco (AA) and Round Rock (AAA), including six appearances on injury rehab assignments...Allowed three HR in the 18 games...Had a 2.21 ERA (20.1IP, 5ER) in 17 games at Triple-A with 26 strikeouts against 4 walks.

2010: Continued to be one of the club's most reliable bullpen arms...went 6-2 with a 2.03 ERA (14 ER/62.0 IP) in 72 appearances for the Rangers...Established career-highs in wins, games, and innings...His 2.03 ERA ranked 7th among A.L. relievers, while his 70 appearances were T7th in the league...Ranked among staff leaders in games (1st), games finished (3rd, 14), relief innings (2nd), and wins (T5th)...His 0.887 WHIP was 8th-lowest in the majors (5th in A.L.) among pitchers with at least 50.0 innings...Was also the 3rd-lowest such figure in club history...Joined Neftali Feliz and Darren Oliver as only members of bullpen on the



active roster for the entire season....Did not pitch for 13 days from Sept. 11-23 with lower back stiffness, but appeared in 5 of the club's final 10 games....Allowed 13 of 50 (26.0%) inherited runners to score...First batters hit just .188 (12-64) with 3 walks and 3 HBP...Allowed just one unearned run over his first 16 games and 13.1 innings, then had a 7.36 ERA (6 ER/7.1 IP) next 8 outings May 15-June 1 to raise season figure to 2.61...Had a 0.56 ERA (2 ER/32.0 IP) over 37 games June 3-Aug. 31 to drop season ERA to 1.37, which included his scoreless streak (see below)...Beginning Sept. 1, had a 5.79 ERA (6 ER/9.1 IP) his last 11 appearances to finish at 2.03...Allowed runs and homers in 3 straight Sept. 7-9 at Toronto, both career firsts...Had never even allowed HR in 2 straight...Gave up 5 homers all season, 4 at Rogers Centre in Toronto, where he has allowed 4 of his 10 career HR...Had a club-record streak of 29 consecutive scoreless appearances, and also 26.1 straight scoreless innings, from June 3-Aug. 13...It was the 6th-longest scoreless innings streak in club history, 2nd-longest by a reliever (Zimmerman, 29.2, 1999)...It was the 3rd-longest scoreless streak by any reliever in 2010, trailing only Arthur Rhodes (30.0) and J.J. Putz (27.0)...Made an Opening Day roster for a third straight season with a third different team (2008 with LAA and 2009 with NYM)...Homer allowed on May 15 at Toronto was first since June 25, 2009 at Arizona, a span of 55 homerless games (46.0 IP)...His own throwing error on June 25 vs. Houston ended a streak of 20 straight batters retired...Matched career high with 3 K's twice in span of 11 days, Aug. 31 at Kansas City and Sept. 10 vs. New York-AL...Was on club's playoff roster for all 3 rounds in 2010, as he pitched in 11 of the Rangers' 16 postseason games...Was brought in to face a single batter in five of those games...Went 0-1, allowing 4R over 4.2 innings for a 7.71 ERA...Tallied 8 strikeouts to just a single walk and opponents were 6-for-21 (.286)...Permitted 4 of 11 IR to score...Lone loss came in Game 1 of ALCS vs. NY Yankees...Gave up a pair of HR in WS (Unibe-Gm 2; Posey-Gm 4), both to first batters faced after just one HR to first batter faced in 72 reg. season appearances.

2009: Acquired on a waiver claim from the New York Mets on April 22, O'Day went on to become one of the majors' most effective set-up relievers...Was 2-1 with a 1.84 ERA (12 ER/58.2 IP) in 68 overall appearances with the Mets and Rangers...For the year, had a WHIP of 1.006...Posted the 7th-best earned run average among all major league relief pitchers with at least 50.0 IP...Permitted 15 of 45 IR to score (33.3%) and retired 49 of 68 first batters (72.1%)...Was also among the A.L. relief leaders (min. 150 batters faced) in opponents batting average (.4th, .188), fewest hits per 9 innings (4th, 5.82), and fewest homers per 9 innings (10th, 0.49)...With Texas, went 2-1, 1.94 (12 ER/55.2 IP) with 2 saves in 64 games, the 5th-lowest ERA ever for a Rangers pitcher with at least 50.0 innings...Topped the Rangers in holds (20), was 2nd in appearances, and placed 3rd among club relievers in game finished (14), innings (55.2), and strikeouts (54)...Had the 5th-lowest relief ERA in the A.L. (50.0 or more IP) and ranked T9th in holds...held RHB to a .180 (25-139) avg...Both victories came in 10-inning games, May 5 at Seattle in first major league victory and May 22 at Houston...Converted both save opportunities, earning first big league save by combining with Scott Feldman, Jason Jennings, and Eddie Guardado on 5-hit shutout, May 17 vs. LA of Anaheim...Did not issue a homer in final 39 appearances and 31.2 innings...Had a 1.47 ERA (5 ER/30.2 IP) over 33 appearances in Arlington, the 3rd-lowest single-season ERA ever for a pitcher with at least 30.0 innings at Rangers Ballpark...Opponents batting average at RBIA was .184 (19-103), 4th-lowest single-season figure ever at that facility (min. 30.0 IP)...Was on New York Mets' Opening Day roster and pitched 3.0 innings in 4 games before being designated for assignment on April 19...Had been selected by Mets from Angels in 2008 Rule 5 Draft.

2008: Made the Angels' Opening Day roster and went 0-1, 4.57 (22 ER/43.1 IP) over 3 stints with the Halos...Angels were 6-24 in his 30 appearances...Had 17 games finished...Allowed just two home runs all year, one to Jacoby Ellsbury on April 22 at Boston and the other by Grady Sizemore on July 23 vs. Cleveland...Was his first season above the Double-A level...Spent rest of season at Triple-A Salt Lake, going 2-2, 3.27 (12 ER/33.0 IP) in 21 appearances with seven saves...Was named to season-opening roster after winning Fred Haney Award as Angels' top rookie in spring training...Made ML debut on Opening Day, March 31 at Minnesota, tossing scoreless 8th inning in Halos' 3-2 loss (1.0 IP, 2 H, 0 R, 1 BB-1 IBB, 1 SO)...Had six straight scoreless appearances (10.1 IP) from June 14-July 21, opponents batting just .143 (5-35) with no walks and 6 K's in that span...Recalled for a final time on Sept. 2...Made three appearances in September before he was diagnosed with a torn labrum in his shoulder...Elected to rehab the injury, but was outrighted off the Angels' 40-man roster on Oct. 20...Selected by Mets in Rule 5 Draft on Dec. 11 in Las Vegas.

2007: Combined to go 7-4 with 21 saves and a 2.53 ERA (15 ER/53.1 IP) over 53 relief appearances with Rancho Cucamonga (High-A) and Arkansas (AA)...Was his first action at either level...Allowed just 4 total home runs all season...Began the year with the Quakes...Was perfect 11-for-11 in save chances, as opponents hit just .120 (10-83)...Allowed earned runs in just one of 24 appearances, one of those earned runs coming on a solo homer by Bakersfield's Chris Davis on May 27...On DL April 22-May 4 with a strained left hamstring...Named Cal League Pitcher of the Week for April 5-15...Appeared in 2007 California/Carolina League All-Star Game on May 19 in Stockton...Was promoted to Texas League on June 21...Had 2.00 ERA (2 ER/9.0 IP) over first 9 appearances with Arkansas through July 15...Was 10-for-13 in save chances in Texas League, as his 10 saves was tied with Jose Arredondo for Arkansas team lead.

2006: Combined to go 3-2, 2.63 (11 ER/37.2 IP) with eight saves in 31 relief appearances for Orem (Rookie) in Pioneer League and Cedar Rapids (A) in Midwest League...Had 29 strikeouts and just seven walks...Signed on May 29 and made his pro debut with Orem on June 23 vs. Ogden, tossing 1.0 scoreless inning...Promoted to Cedar Rapids on July 22...Had a 1.17 ERA (2 ER/15.1 IP) over final 12 outings with Kernels beginning Aug. 5.

FRONT
OFFICEORIOLES
REACHMANAGER &
COACHESDARREN
O'DAY2013
IN REVIEW

OPPONENTS

MINOR
LEAGUESRECORDS &
HISTORY

ORIOLE PARK

MEDIA



O'DAY

PERSONAL/MISCELLANEOUS

Darren Christopher O'Day...Attended Bishop Kenny High School in Jacksonville, FL where he played baseball and ran cross country...He and his wife, Elizabeth Prann, were married on November 20, 2010...Elizabeth is a southeast correspondent for FOX News...Originally signed by Angels scout Tom Kitchman...Served as closer for the University of Florida's 2005 College World Series team...Was Academic All-District III performer from 2004-06...Had originally been cut from the Florida squad earlier in college, but began tinkering with a sidearm delivery which proved effective...Graduated with a degree in animal biology...Passed entrance exam to enter medical school, but elected to pursue career in baseball.

YEAR	CLUB	W	L	ERA	G	GS	CG	SHO	SV	IP	H	R	ER	HR	HB	BB	IBB	SO	WP	BK
2006	Orem-1	0	1	2.51	14	0	0	0	7	14.1	11	5	4	1	1	5	1	15	3	0
	Cedar Rapids	3	1	2.70	17	0	0	0	1	23.1	20	8	7	1	1	2	1	14	2	0
2007	Rancho Cucamonga	4	0	0.75	24	0	0	0	11	24.0	10	3	2	1	1	6	2	26	1	1
	Arkansas	3	4	3.99	29	0	0	0	10	29.1	27	13	13	3	2	14	0	22	1	0
2008	Salt Lake	2	2	3.27	21	0	0	0	7	33.0	29	13	12	3	1	7	0	30	0	0
	LOS ANGELES (AL)	0	1	4.57	30	0	0	0	0	43.1	49	24	22	2	4	14	6	29	1	0
2009	NEW YORK (NL)-2	0	0	0.00	4	0	0	0	0	3.0	5	2	0	0	1	1	0	2	0	0
	TEXAS-3	2	1	1.94	64	0	0	0	2	55.2	36	12	12	3	4	17	1	54	1	0
2010	TEXAS	6	2	2.03	72	0	0	0	0	62.0	43	15	14	5	5	12	2	45	0	0
2011	Frisco	0	0	9.00	1	1	0	0	0	1.0	1	1	1	1	0	0	0	1	0	0
	Round Rock	1	0	2.21	17	1	0	0	1	20.1	16	6	5	2	2	4	0	26	0	0
	TEXAS	0	1	5.40	16	0	0	0	0	16.2	17	10	10	7	2	5	0	18	0	0
2012	BALTIMORE-4	7	1	2.28	69	0	0	0	0	67.0	49	17	17	6	3	14	2	69	0	0
	Minor Lg. Totals	13	8	2.72	123	2	0	0	37	145.1	114	49	44	12	8	38	4	134	7	1
	BALTIMORE TOTALS	7	1	2.28	69	0	0	0	0	67.0	49	17	17	6	3	14	2	69	0	0
	American League	15	6	2.76	251	0	0	0	2	244.2	194	78	75	23	18	62	11	215	2	0
	National League	0	0	0.00	4	0	0	0	0	3.0	5	2	0	0	1	1	0	2	0	0
	ML Totals	15	6	2.73	255	0	0	0	2	247.2	199	80	75	23	19	63	11	217	2	0

1- Signed by the Angels as an undrafted free agent, May 29, 2006
 2- Selected by the Mets in the Rule 5 Draft, December 11, 2008
 3- Claimed off waivers by Texas, April 22, 2009
 4- Claimed off waivers by the Orioles, November 2, 2011

WILD CARD

YEAR	CLUB	W	L	ERA	G	GS	CG	SHO	SV	IP	H	R	ER	HR	HB	BB	IBB	SO	WP	BK
2012	BAL vs. TEX	0	0	0.00	1	0	0	0	0	2.0	1	0	0	0	0	0	0	1	0	0
	Totals	0	0	0.00	1	0	0	0	0	2.0	1	0	0	0	0	0	0	1	0	0

DIVISION SERIES

YEAR	CLUB	W	L	ERA	G	GS	CG	SHO	SV	IP	H	R	ER	HR	HB	BB	IBB	SO	WP	BK
2010	TEX vs. TB	0	0	0.00	4	0	0	0	0	2.0	2	0	0	0	0	0	0	4	0	0
2012	BAL vs. NYY	0	0	0.00	4	0	0	0	0	5.0	0	0	0	0	0	1	0	4	0	0
	Totals	0	0	0.00	8	0	0	0	0	7.0	2	0	0	0	0	1	0	8	0	0

CHAMPIONSHIP SERIES

YEAR	CLUB	W	L	ERA	G	GS	CG	SHO	SV	IP	H	R	ER	HR	HB	BB	IBB	SO	WP	BK
2010	TEX vs. NYY	0	1	13.50	3	0	0	0	0	0.2	1	1	1	0	0	1	0	1	0	0
	Totals	0	1	13.50	3	0	0	0	0	0.2	1	1	1	0	0	1	0	1	0	0

WORLD SERIES

YEAR	CLUB	W	L	ERA	G	GS	CG	SHO	SV	IP	H	R	ER	HR	HB	BB	IBB	SO	WP	BK
2010	TEX vs. SF	0	0	13.50	4	0	0	0	0	2.0	3	3	3	2	1	0	0	3	0	0
	Totals	0	0	13.50	4	0	0	0	0	2.0	3	3	3	2	1	0	0	3	0	0

FIELDING

P	PCT	G	PO	A	E	DP
2008	.923	30	3	9	1	1
2009	1.000	68	1	6	0	0
2010	.900	72	4	5	1	0
2011	.800	16	2	2	1	0
2012	1.000	69	3	6	0	0
Totals	.932	251	13	28	3	1

FRONT
OFFICEORIOLES
REACHMANAGER &
COACHESDARREN
O'DAY2013
IN REVIEW

OPPONENTS

MINOR
LEAGUESRECORDS &
HISTORY

ORIOLE PARK

MEDIA



TROY 40PATTON

Troy Jamieson Patton

BATS
SWITCH

THROWS
LEFT

HEIGHT
6'4"

WEIGHT
200

Born: September 3, 1985

2013 Opening Day Age: 27

Birthplace/Resides: Born in Spring, TX...Resides in Houston, TX

Contract Status: Signed through 2013

M.L. Service: 2 years, 150 days

Acquired: December 12, 2007; from the Houston Astros with OF Luke Scott, RHP Matt Albers, RHP Dennis Sarfate and INF Mike Costanzo in exchange for INF Miguel Tejada



LHP

GAME HIGHS & STREAKS

LONGEST OUTING: 6.0 innings, September 1, 2007 at Chicago Cubs...**LONGEST RELIEF OUTING:** 3.0 innings, twice, most recently May 13, 2012 vs. Tampa Bay...**STRIKEOUT HIGH:** 6, May 13, 2012 vs. Tampa Bay...**WALK HIGH:** 2, five times, most recently July 18, 2012 at Minnesota...**HR ALLOWED:** 2, three times, most recently July 2, 2012 at Seattle...**WINING STREAK:** 3 games, September 13, 2011-May 4, 2012...**LOSING STREAK:** 3 games, August 25, 2007-August 12, 2011.

2012 HIGHLIGHTS

- Made Opening Day roster and was with the team all season, setting career-highs in ERA (2.43), G (54), IP (55.2) & K (49)
- Was on disabled list, 8/13-9/21, with a right ankle sprain
- Lowered ERA every month of the season: 4.50 in April, 3.55 in May, 1.84 in June, 1.80 in July, 0.00 in August & September/October
- Pitched to a 1.42 ERA (38.0IP, 6ER) in his final 39 games, beginning 5/18, to lower his season ERA from 4.58 to 2.43
- Posted a 0.93 ERA (29.0IP, 3ER) in his final 31 games, beginning 6/10, including a 22 game scoreless streak (17.0IP) beginning 7/6 to close the season
- Set career-high with 6K in season-long 3.0IP (2ER), 5/13 vs. TB
- On 5/4 @BOS, picked up first win since 9/26/11
- Appeared in 27 games each at home (2.20 ERA and 36K in 32.2IP) and on the road (2.74 ERA and 13K in 23.0IP)
- Pitched to a 1.24 ERA (29.0IP, 4ER, 27K) in 28 games vs. teams over .500
- Stranded 22 of 28 inherited runners (78.6%)
- Held hitters to a .196/.255/.217 line in 51 plate-appearances with RISP
- 35 of 54 appearances were 1.0IP or more
- Did not allow a run in eight Interleague games (8.1IP)
- Appeared in 3G in the ALDS vs. NYY, pitching to a 4.50 ERA (2.0IP, ER)

PRO CAREER

2011: Had two stints with the O's; May 19-20 and July 17-end of the season (also on Restricted List; August 28-30 and September 22)...15 of his 20 appearances were against the AL East, against whom he went 2-0 with a 2.88 ERA (25.0IP, 8ER)... Allowed 3ER in first two appearances of the season (3.2IP), then pitched to a 2.39 ERA (26.1IP, 7ER) in his final 18 games... Struck out 22 and walked only five in his 30.0IP...Pitched to a 0.77 ERA (11.2IP, ER) in eight games in September to end the season...Held righties to a .186 average against (11-59)...Did not allow an extra-base hit to a left-handed hitter (56PA), holding them to a .264 SLG %...Set relief career-high with 3.0IP, August 5 vs. TOR...Earned first career win, September 13 vs. Tampa Bay (IP, K)...Went 4-1 with a 1.83 ERA (44.1IP, 9ER) in 17 games (2 starts) with Triple-A Norfolk.

2010: Had three separate stints with O's; July 21, August 1-8 & September 7-end of the season...Made only appearance of the season on September 22 @BOS, pitching 0.2 scoreless innings...Went 8-11 with a 4.43 ERA (136.0IP, 67ER) in 25 starts for Norfolk...Led the Tides in innings pitched (136.0), was 2nd in wins (8) and 3rd in strikeouts (89)...Struck out a season-high seven August 24 @Durham...Pitched to a 1.89 ERA (19.0IP, 4ER) and struck out 15 in his final three starts with the Tides...Held left-handed hitters in the International League to .231 (40-173) batting average.

2009: Began the season with Double-A Bowie, going 6-2 with a 1.99 ERA (63.1IP, 14ER) in 11 starts, striking out 47 and holding opponents to a .211 average...Was the Orioles Organizational Pitcher of the Month in May, going 4-1 with a 2.17 ERA, allowing 24 hits in 29.0 IP...Pitched at least 5.0 innings in all of his starts and allowed two earned runs or fewer in 10 of them...Went 4-0 with a 0.75 ERA (24.0IP, 2ER) in four home starts for the Baysox...Struck out a season-high seven batters, June 4 vs. Trenton...Held lefties to a .182 average and .512 OPS against...Transferred to Norfolk, going 1-3 with a 6.45 ERA (44.2IP, 32ER) in nine

FRONT
OFFICE

ORIOLES
REACH

MANAGER &
COACHES

TROY
PATTON

2013
IN REVIEW

OPPONENTS

MINOR
LEAGUES

RECORDS &
HISTORY

ORIOLE PARK

MEDIA



PATTON

starts for the Tides...Pitched at least 5.0 innings in six of his nine starts for Norfolk.

2008: Was placed on the 15-day disabled list on March 29, retro to March 21, after having left shoulder surgery...Transferred to the 60-day disabled list on July 8...Reinstated from the 60-day disabled list on October 21.

2007: Began the season at AA Corpus Christi and was promoted to AAA Round Rock before advancing to Houston, where he made his major league debut in late August...Made three appearances (two starts) for the Astros before being shut down with left bicep tendinitis...Did not pitch after September 7...Combined to go 10-8 with a 3.51 ERA (151.1IP, 59ER) in 24 starts between Corpus Christi and Round Rock...Struck out 94 and walked 44...Pitched at least 5.0 innings in 23 of his 24 minor league starts...Went at least 7.0 innings in 11 starts...Allowed 3 earned runs or less in 12 of his first 13 starts at Corpus Christi and had a 2.38 ERA through June 11...Went 3-0 over a 4-start span, July 21-August 8, allowing 5 earned runs in 26.0 IP (1.73 ERA)...His contract was purchased by Houston on August 24...Made his big league debut the next night vs. PIT, suffering the loss after allowing 3 runs in 5.2 innings while striking out a career-high 4 batters...Recorded a "Quality Start" on September 1 @ CHC, carrying a one-hitter into the 6th inning...Allowed 3 runs (2ER) on 3 hits in 6.0 IP and was charged with his second loss...Pitched a scoreless inning on September 7 @NYM, his first relief appearance...Named the Orioles' #3 prospect by *Baseball America* after the season.

2006: Began the season at Class-A Salem before being promoted to AA Corpus Christi...Combined to go 9-12 with a 3.31 ERA between the two teams (146.2IP, 139H, 75R/54ER, 50BB, 139K)...Was 2nd in the Houston organization in strikeouts...Tossed his first complete game on June 25 at Kinston and was named Carolina League Pitcher of the Week twice, June 19-25 and July 17-23...Struck out a season-high 10 hitters in 6.1 innings on May 12...Tied for the CL lead in wins in July, going 4-0 with a 0.72 ERA (25.0IP, 2ER)...Earned the win in each of his final six starts at Salem, posting a 1.22 ERA (37.0IP, 5ER)...Made his first start for Corpus Christi on July 25, taking the loss despite allowing one earned run in 5.2 IP...Made eight regular season starts for the Hooks and went 1-0 with a 6.35 ERA (11.1IP, 8ER) in two playoff games as Corpus Christi won the TL championship.

2005: Named a South Atlantic League All-Star with Class-A Lexington...Recorded a pair of double-digit strikeout games, fanning a career-high 12 batters in 6.0 IP on May 21 at Hagerstown and striking out 10 on April 20 at West Virginia...Named Lexington's Pitcher of the Week for May 16-22...Tossed 30.2 consecutive scoreless innings, May 16-June 9...Selected to the U.S. team for the 2005 All-Star Futures Game at Detroit's Comerica Park and retired the only two batters he faced, recording one strikeout.

2004: Helped Rookie level Greenville win the Appalachian League championship in his first pro season...Made six starts and recorded a 1.93 ERA, striking out 32 while walking only five.

PERSONAL/MISCELLANEOUS

Single and resides in The Woodlands, TX...Attended Tomball (TX) HS...Was selected as the state's high school Gatorade Player of the Year after going 12-0 with an 0.91 ERA as a senior for 31-3 Tomball...Earned First-Team All-District honors and was named to the All-State team as a junior...Threw two no-hitters and a perfect game in high school...Signed with the University of Texas before Houston selected him in the 9th round of the 2004 First Year Player Draft...Was signed by Astros' Gus Pendergast.

YEAR	CLUB	W	L	ERA	G	GS	CG	SHO	SV	IP	H	R	ER	HR	HB	BB	IBB	SO	WP	BK
2004	Greenville-1	2	2	1.93	6	6	0	0	0	28.0	23	8	6	1	1	5	0	32	0	0
2005	Lexington	5	2	1.94	15	15	0	0	0	78.2	59	24	17	3	5	20	0	94	0	0
	Salem	1	4	2.63	10	9	0	0	0	41.0	34	12	12	2	2	8	0	38	1	0
2006	Salem	7	7	2.93	19	19	1	0	0	101.1	92	49	33	4	5	37	1	102	3	0
	Corpus Christi	2	5	4.37	8	8	0	0	0	45.1	48	26	22	6	2	13	0	37	3	0
2007	Corpus Christi	6	6	2.99	16	16	0	0	0	102.1	96	38	34	10	9	33	1	69	2	0
	Round Rock	4	2	4.59	8	8	0	0	0	49.0	44	26	25	5	3	11	0	25	0	0
	HOUSTON	0	2	3.55	3	2	0	0	0	12.2	10	6	5	3	2	4	0	8	0	0
2008																				
	INJURED- DID NOT PITCH																			
2009	Bowie-2	6	2	1.99	11	11	0	0	0	63.1	50	18	14	4	3	18	0	47	0	0
	Norfolk	1	3	6.45	9	9	0	0	0	44.2	62	35	32	12	5	14	0	26	0	0
2010	Norfolk	8	11	4.43	25	25	0	0	0	136.0	144	79	67	15	8	43	0	89	1	0
	BALTIMORE	0	0	0.00	1	0	0	0	0	0.2	0	0	0	0	0	1	0	1	0	0
2011	Norfolk	4	1	1.83	17	2	0	0	0	44.1	44	9	9	0	2	12	2	30	1	0
	BALTIMORE	2	1	3.00	20	0	0	0	0	30.0	25	10	10	2	0	5	1	22	0	0
2012	BALTIMORE	1	0	2.43	54	0	0	0	0	55.2	45	15	15	5	2	12	2	49	1	0
	Minor Lg. Totals	46	45	3.32	144	128	1	0	0	734.0	696	324	271	62	45	214	4	589	11	0
	BALTIMORE TOTALS	3	1	2.61	75	0	0	0	0	86.1	70	25	25	7	2	18	3	72	1	0
	American League	3	1	2.61	75	0	0	0	0	86.1	70	25	25	7	2	18	3	72	1	0
	National League	0	2	3.55	3	2	0	0	0	12.2	10	6	5	3	2	4	0	8	0	0
	ML Totals	3	3	2.73	78	2	0	0	0	99.0	81	31	30	10	4	22	3	80	1	0

1-Selected by Houston in the 9th round of the 2004 First Year Player Draft

2-Acquired by the Orioles from Houston with OF Luke Scott, RHP Matt Albers, RHP Dennis Sarfate and 3B Mike Costanzo for SS Miguel Tejada on December 12, 2007

DIVISION SERIES

YEAR	CLUB	W	L	ERA	G	GS	CG	SHO	SV	IP	H	R	ER	HR	HB	BB	IBB	SO	WP	BK
2012	BAL vs. NYY	0	0	4.50	3	0	0	0	0	2.0	3	1	1	1	0	2	0	3	0	0
	Totals	0	0	4.50	3	0	0	0	0	2.0	3	1	1	1	0	2	0	3	0	0



BATTING RECORD

	AVG	AB	R	H	2B	3B	HR	RBI	SH	SF	HBP	BB	IBB	SO	SB	CS	GIDP	SLG	OBP
Career	.333	3	0	1	0	0	0	0	0	0	0	0	0	1	0	0	0	.333	.333

FIELDING

P	PCT	G	PO	A	E	DP
2007	-	3	0	0	0	0
2010	-	1	0	0	0	0
2011	1.000	20	2	2	0	0
2012	.800	54	3	1	1	1
Totals	.889	78	5	3	1	1

FRONT
OFFICE

ORIOLES
REACH

MANAGER &
COACHES

STEVE
PEARCE

2013
IN REVIEW

OPPONENTS

MINOR
LEAGUES

RECORDS &
HISTORY

ORIOLE PARK

MEDIA



Invitee

STEVE

28 PEARCE

Steven Wayne Pearce



BATS RIGHT	THROWS RIGHT	HEIGHT 5'11"	WEIGHT 210
----------------------	------------------------	------------------------	----------------------

Born: April 13, 1983
2013 Opening Day Age: 29
Birthplace/Resides: Born and resides in Lakeland, FL
Contract Status: Signed through 2013
M.L. Service: 3 years, 116 days
Acquired: From the New York Yankees organization for cash considerations, June 2, 2012 and claimed off waivers from New York September 29

OF

GAME HIGHS & STREAKS

HITS: 3, three times, most recently August 11, 2012 vs. Milwaukee...**RUNS:** 2, 5 times, most recently August 16, 2012 at Atlanta...**DOUBLES:** 2, three times, most recently May 19, 2010 vs. Milwaukee...**HR:** 1, 13 times, most recently September 7, 2012 at Baltimore...**RBI:** 5, June 14, 2012 vs. Pittsburgh...**SB:** 1, six times, most recently August 24, 2012 at the New York Mets...**WALKS:** 3, September 21, 2012 vs. San Diego...**HITTING STREAK:** 8, August 5-12, 2012

2012 HIGHLIGHTS

- Had two stints with the Orioles, June 2-July 21 and September 29-end of season
- Went to spring training with Minnesota...Was released and signed to a minor league contract by the Yankees (March 29)...Was acquired by the Orioles (June 2)...Designated for assignment by the Orioles (July 21)...Claimed on waivers by Houston (July 28)...Designated for assignment by Houston...Claimed on waivers by New York (August 27)...Designated for assignment and claimed by Orioles (September 29)
- Posted three multi-hit games in a four-game span, June 13-16
- Career-high five RBI and hit his first Oriole home run June 14 vs. Pittsburgh
- Batted .254/.321/.437 with three homers and 14 RBI in 28 games from June 3-July 20
- Reached safely in 18 of 26 games with an at-bat
- Hit a three-run homer July 6 at Los Angeles (AL), the only runs in a 3-2 win
- Went 1-for-4 and started in RF in O's debut, June 3 at Tampa Bay
- Also played in 21 games for Houston and 12 for the Yankees

PRO CAREER

2011: Was a member of Pittsburgh's Opening Day roster for the first time in his career...Made 16 appearances (nine starts) at first base, 10 appearances (seven starts) at third base and five appearances (two starts) in right field with Pittsburgh.

2010: Began season with Indianapolis (AAA), where he reached base safely in 21 of his first 23 games (thru 5/3) prior to his recall by Pittsburgh on 5/4...Made 20 appearances at first base and three in right field while starting the season with Indianapolis...Tallied first RBI on 5/14 at Wrigley Field...Had career-high three hits on 5/19 vs. MIL...Made all 11 appearances



PEARCE

(nine starts) with Pittsburgh at first base.

2009: Split season between Indianapolis and Pittsburgh...Was recalled by Pittsburgh on 6/20...Was recalled by Pittsburgh a second and final time on 7/23...Connected off WAS' John Lannan for first home run with the Pirates on 7/31 at PNC Park...Made total of 42 appearances (41 starts) at first base and one start in right field.

2008: Spent majority of season with Indianapolis, but had three different stints with Pittsburgh...Shared Indy team lead in doubles and ranked second in RBI...Was recalled by Pittsburgh on 7/2...Was optioned back to Triple-A on 7/8 and went 13-for-52 (.250) in 14 games before being recalled by Pittsburgh on 7/26...Was optioned to Indianapolis on 8/22 and hit .182 (6-for-33) with a home run and six RBI in final 10 Triple-A games...Made 69 appearances in right field and 32 at first base while playing with Indianapolis...Was recalled by Pittsburgh a third and final time on 9/2...Hit first Major League home run in 137th career at-bat, 9/9 @HOU...Batted .275 with four homers and eight RBI in 17 games after being recalled in September...Made a total of 27 starts in right field for the Pirates.

2007: Hit .328 with 45 doubles, 31 home runs and 119 RBI in 157 minor/Major League games...Was named Minor League Player-of-the-Year by MiLB.com and captured the J.G. Taylor Spink Award as the Topps/Minor League Player-of-the-Year...Ranked third among all minor league players in total bases (303), fourth in RBI, fifth in extra-base hits (75), fifth in slugging percentage (.622) and tied for seventh in home runs...Led all Pittsburgh farmhands in home runs, RBI and extra-base hits (75)...Set a Hillcats record by homering in five straight games from 4/21-26...Finished his tenure in Lynchburg with club-record seven consecutive multiple-RBI contests...Was promoted to Altoona on 5/1 and led team in RBI despite playing just 81 games...His .334 average with Altoona was the second-highest, single-season batting average in Curve history...Was named to Eastern League mid-season All-Star team...Tied Ronny Paulino's team record by reaching base safely in 33 consecutive games from 6/15 thru 7/22...Was named Altoona's Most Valuable Player and was leading the Eastern League in both batting average and slugging percentage at the time of his promotion to Indianapolis on 7/30...Became first Indy player to register six RBI in a game on 8/16 at Durham...Had contract purchased by Pittsburgh on 9/1...Made Major League debut as a starter in right field in Milwaukee on 9/1 and singled in second at bat...Tallied first Major League RBI on 9/3 at St. Louis...Swiped first of two bases on 9/4 @STL.

2006: Combined to hit .273 with 26 home runs and 98 RBI in 131 games between Hickory (A) and Lynchburg...Led all Pittsburgh minor leaguers in home runs and was second in RBI (100)...Was promoted to Lynchburg on 5/24 and was among the SAL's top five in home runs (12), RBI (38), slugging percentage (.606) and extra-base hits (26) at the time of the promotion...Ranked second in the Carolina League in slugging (.482) and committed the most errors among league first basemen (10).

2005: Signed with Pirates on 6/12 and made professional debut with short-season Williamsport (A)...Led New York-Penn League in doubles and finished fourth in the league in both RBI and extra-base hits (33)...Also paced league first basemen in games played (71), total chances (718), putouts (651), assists (58) and double plays (65)...Was named to both the mid-season and post-season All-Star teams.

PERSONAL/MISCELLANEOUS

Originally selected by the Pittsburgh Pirates in the 8th round of the 2005 First Year Player Draft.

YEAR	CLUB	AVG	G	AB	R	H	2B	3B	HR	RBI	SH	SF	HBP	BB	IBB	SO	SB	CS	GDP	SLG	OBP
2005	Williamsport-1	.301	72	272	48	82	26	0	7	52	0	3	2	35	0	43	2	4	9	.474	.381
2006	Hickory	.288	41	160	35	46	13	1	12	38	0	0	4	15	1	32	1	3	3	.606	.363
	Lynchburg	.265	90	328	48	87	27	1	14	60	1	4	10	34	0	65	7	5	9	.482	.348
2007	Lynchburg	.347	19	75	19	26	4	1	11	24	0	1	1	8	0	13	2	0	1	.867	.412
	Altoona	.334	81	290	57	97	27	2	14	72	0	8	4	33	0	45	7	2	10	.586	.400
	Indianapolis	.320	34	122	18	39	9	1	6	17	0	0	3	6	0	12	5	0	2	.557	.366
	PITTSBURGH	.294	23	68	13	20	5	1	0	6	0	0	0	5	0	12	2	1	2	.397	.342
2008	Indianapolis	.251	103	386	47	97	26	1	12	60	4	6	5	32	2	75	10	4	8	.417	.312
	PITTSBURGH	.248	37	109	6	27	7	0	4	15	0	3	3	5	0	22	2	0	1	.422	.294
2009	Indianapolis	.286	77	273	37	78	18	1	13	54	1	3	6	34	1	46	3	7	7	.502	.373
	PITTSBURGH	.206	60	165	19	34	13	1	4	16	0	0	0	21	0	43	1	0	2	.370	.296
2010	Bradenton	.429	2	7	2	3	2	0	0	2	0	0	0	1	0	1	0	0	1	.714	.500
	Indianapolis	.326	35	129	25	42	14	2	3	15	0	4	1	24	3	27	7	2	2	.535	.424
	PITTSBURGH	.276	15	29	4	8	2	1	0	5	0	2	0	7	0	6	0	0	0	.414	.395
2011	Pirates	.667	1	3	0	2	0	0	0	2	0	0	0	1	0	1	0	0	0	.667	.750
	Bradenton	.000	3	6	2	0	0	0	0	0	0	0	0	4	0	2	0	0	0	.000	.400
	Indianapolis	.267	7	30	5	8	2	0	3	6	0	0	0	0	0	9	0	0	1	.633	.267
	PITTSBURGH	.202	50	94	8	19	2	0	1	10	1	2	1	7	0	21	0	0	6	.255	.260
2012	Scranton/Wilkes-Barre-2/3	.318	53	192	37	61	15	0	11	30	0	1	5	29	4	33	3	1	4	.568	.419
	BALTIMORE-4/7	.254	28	71	8	18	4	0	3	14	2	2	0	8	0	17	0	1	1	.437	.315
	HOUSTON-5	.254	21	63	2	16	4	1	0	8	0	2	3	7	1	16	1	1	3	.349	.347
	NEW YORK (AL)-6	.160	12	25	6	4	0	0	1	4	0	0	0	5	0	8	0	0	0	.280	.300
	Minor Lg. Totals	.294	618	2273	380	668	183	10	106	432	6	30	41	256	11	404	47	28	57	.523	.371
	BALTIMORE TOTALS	.254	28	71	8	18	4	0	3	14	2	2	0	8	0	17	0	1	1	.437	.321
	American League	.229	40	96	14	22	4	0	4	18	2	2	0	13	0	25	0	1	1	.396	.315
	National League	.235	206	528	52	124	33	4	9	60	1	8	7	52	1	120	6	2	14	.364	.308
	ML Totals	.234	246	624	66	146	37	4	13	78	3	10	7	65	1	145	6	3	15	.369	.309



- 1- Selected by Pittsburgh in the 8th round of the 2005 First Year Player Draft
- 2- Signed by Minnesota as a free agent, December 15, 2011
- 3- Signed by the Yankees as a free agent, March 29, 2012
- 4- Purchased by the Orioles, June 2, 2012
- 5- Claimed off waivers by Houston, July 28, 2012
- 6- Purchased by the Yankees, August 27, 2012
- 7- Claimed on waivers by the Orioles, September 29, 2012

FIELDING

1B	PCT	G	PO	A	E	DP
2007	1.000	2	12	0	0	5
2009	.995	42	360	30	2	31
2010	.988	11	78	7	1	8
2011	.989	16	81	9	1	9
2012	.993	19	131	2	1	14
Totals	.993	90	662	48	5	67

3B	PCT	G	PO	A	E	DP
2011	.895	10	6	11	2	1
Totals	.895	10	6	11	2	1

OF	PCT	G	PO	A	E	DP
2007	1.000	18	31	1	0	0
2008	.962	29	50	1	2	0
2009	1.000	1	1	0	0	0
2011	.800	5	4	0	1	0
2012	1.000	36	48	2	0	0
Totals	.979	89	134	4	3	0

Invitee

JASON

72PRIDIE

Jason Orville Pridie

BATS	THROWS	HEIGHT	WEIGHT
LEFT	RIGHT	6'1"	205

Born: October 9, 1983
2013 Opening Day Age: 29
Birthplace/Resides: Born in Phoenix, AZ...Resides in Gilbert, AZ
Contract Status: Signed through 2013
Major League Service: 1 years, 47 days
Acquired: October 26, 2012; signed by the Orioles as a minor league free agent

OF

GAME HIGHS & STREAKS

HITS: 3, twice, most recently September 25, 2011...**RUNS:** 3, August 15, 2011 vs. San Diego...**DOUBLES:** 1, 12 times, most recently July 8, 2012 vs. Atlanta...**TRIPLES:** 1, three times, most recently September 26, 2011 vs. Cincinnati...
HR: 1, five times, most recently July 8, 2012 vs. Atlanta...**RBI:** 3, three times, most recently July 8, 2012 vs. Atlanta...
SB: 1, seven times, most recently September 24, 2011 vs. Philadelphia...**WALKS:** 3, August 15, 2011 vs. San Diego...
HITTING STREAK: 4 games, twice, most recently May 13-16, 2011

2012 HIGHLIGHTS

- Spent the majority of his season with Triple-A Lehigh Valley in the Philadelphia system, hitting .298/.356/.455 in 178 at-bats
- Batted .331/.390/.526 with 13 of his 15 extra-base hits vs. RHP (133 AB)
- Had season-high 4 hits, June 26 vs. Rochester
- Drove in season-high 3, July 27 vs. Norfolk
- Had a nine-game stint with the Phillies, July 1-20, going 3-for-10 with a double and HR

PRO CAREER

2011: Began the season at Triple-A Buffalo...hit .186 with three home runs and six RBI in 14 games, including a two-homer game April 9 against Pawtucket...Was selected by New York April 22 and spent the remainder of the season with the Mets, batting .231 with four home runs and 20 RBI in 101 games...Was also 7-for-8 (87.5%) in stolen base attempts...Batted .237 (42-177) with three of his four home runs and 18 of his 20 RBI vs. RHP...Hit .194 (6-31) vs. LHP but three of the six hits were for extra bases...Hit three of his four home runs at home...Had a .169 average with RISP...Started at all three outfield positions...Made 13 appearances (7 GS) in LF, 43 appearances (32 GS) in CF, and 21 appearances (6 GS) in RF...Also went 3-for-24 (.125) with five walks as a pinch hitter and pinch ran six times.



PRIDIE

2010: Missed 103 games of the season at Triple-A Buffalo of the International League with a right hamstring strain that forced him to the DL twice...Placed on the DL the first time May 19 and did not play for 39 games...Was reinstated June 29 and re-injured himself in his first at-bat of the game that night against Syracuse...Sidelined for the remaining 64 contests of the year after landing on the DL again on July 1...Despite only playing in 40 games, led Buffalo with nine stolen bases in 12 attempts...Led off the game against Scranton-Wilkes-Barre April 18 with a home run...Went 4-for-5 with a double, home run and five RBI against Scranton-Wilkes-Barre April 20...Played in four rehabilitation games for the Gulf Coast Mets and was 4-for-11 (.364)...In addition to his four-hit games, he had nine games with two hits and two games with three hits...Hit .310 with RISP...Hit safely in 18 of 20 games, April 22-May 12 (27-85, .318).

2009: Appeared in one game with Minnesota, entering as a pinch-runner June 20 vs. HOU...Spent the rest of the season with Triple-A Rochester of the International League...Batted .265 with nine home runs and 53 RBI in 121 games...Also stole 25 bases...Led the IL in at bats (513)...Appeared in 112 games in CF and five each in LF and RF...Led IL outfielders in total chances (349) and putouts (336)...Hit leadoff 117 times...Started the season with the Red Wings and fashioned a 16-game hitting streak, April 16-May 5...Recalled by the Twins June 16...Optioned back to Rochester June 24...Had a season-high four hits twice: July 20 vs. Pawtucket and July 26 at Charlotte...Also put together a 14-game hitting streak, Aug. 25-Sept. 6...Hit .377 with three home runs and 10 RBI during the streak...Played for Aragua in the Venezuelan Winter League following the season and batted .381 with a home run and six RBI in 11 games.

2008: Began the season at Triple-A Rochester of the International League...Had minor league career-highs in games (138), at-bats (559), triples (16) and strikeouts (152)...Led the Twins farm system in games, at-bats, runs (84), hits (151) and triples...Hit safely in 18 of 19 games, April 13-May 1, including a 14-game hitting streak to start that stretch...Named IL Batter of the Week, July 21-27...Had a 21-game hitting streak, July 25-Aug. 15...Had his contract selected by Minnesota Sept. 2...Made his Major League debut, Sept. 3 @TOR as a pinch-runner...Walked in his first career plate appearance...Appeared in 10 games for the Twins, including three pinch-hit appearances.

2007: Began the season at Double-A Montgomery of the Southern League...Selected to the Southern League Midseason All-Star team...Was promoted to Triple-A Durham of the International League June 22 and hit .318 with 10 home runs and 39 RBI in 63 games...Batted .303 with 14 home runs and 66 RBI in 134 games overall...Had a minor league career-highs in hits (159) and doubles (32) and matched his best in stolen bases (26).

2006: Spent the entire season at Double-A Montgomery of the Southern League...Batted .230 with five home runs and 34 RBI in 132 games...Finished 5th in the league in games...Hit .423 (11-26) with two triples and a home run in seven postseason games.

2005: Began the season on the disabled list with a sprained right knee and missed most of the season...Was reinstated July 26 and went 1-for-2 (.500) in one game with Single-A Visalia...Was transferred to Double-A Montgomery the next day and hit .213 with three home runs and eight RBI in 28 games.

2004: Spent the entire season at Single-A Charleston of the South Atlantic League for the second consecutive season...Led the league in runs (103), ranked 2nd in at-bats (515), tied for 3rd in triples (11) and was 8th in hits (142)...Had minor league career-highs in runs, home runs (17), RBI (86) and walks (37).

2003: Played 128 games for Single-A Charleston of the South Atlantic League...Led the league in at-bats (530) and triples (7) and was 5th in doubles (28)...Had a minor league best 26 stolen bases.

2002: Began the season at Princeton of the Appalachian Rookie League...promoted to Single-A Hudson Valley of the New York-Penn League, Aug. 28...Led the Appalachian League in at-bats (285), hits (105, second all-time in league history, tied with Kirby Puckett), triples (9) and total bases (156), was 2nd in games (67) and runs (60), 3rd in average (.368), 4th in extra-base hits (28) and 5th in SLG (.547)...Led league outfielders in putouts (172) and assists (11)...Selected to the Appalachian League Postseason All-Star team...Named to the Rookie League All-Star team by *Baseball America*.

PERSONAL/MISCELLANEOUS

Was originally signed by Tampa Bay scout Craig Weismann...Is a 2002 graduate of Prescott (AZ) High School where he played baseball, basketball and football...Was an All-American and was named Arizona High School Baseball Player of the Year in 2002...His brother, Jon, played in the Minnesota organization from 1998-2004.

FRONT
OFFICE

ORIOLES
REACH

MANAGER &
COACHES

JASON
PRIDIE

2013
IN REVIEW

OPPONENTS

MINOR
LEAGUES

RECORDS &
HISTORY

ORIOLE PARK

MEDIA



YEAR	CLUB	AVG	G	AB	R	H	2B	3B	HR	RBI	SH	SF	HBP	BB	IBB	SO	SB	CS	GDP	SLG	OBP
2002	Princeton-1	.368	67	285	60	105	12	9	7	33	1	1	2	19	1	35	13	9	2	.410	.547
	Hudson Valley	.344	8	32	4	11	1	1	1	1	0	0	0	3	1	6	0	0	0	.531	.400
2003	Charleston	.260	128	530	75	138	28	10	7	48	3	5	4	30	1	113	26	17	2	.391	.302
2004	Charleston	.276	128	515	103	142	27	11	17	86	9	8	6	37	3	114	17	6	1	.470	.327
2005	Visalia	.500	1	2	0	1	0	0	0	0	0	0	0	0	0	0	0	0	0	.500	.500
	Montgomery	.213	28	94	15	20	4	2	3	8	2	0	0	8	0	29	5	1	3	.394	.275
2006	Montgomery-2/3	.230	132	460	39	106	11	4	5	34	4	5	3	31	5	93	16	5	5	.304	.281
2007	Montgomery	.290	71	279	42	81	16	7	4	27	1	2	4	14	1	45	14	7	8	.441	.331
	Durham	.318	63	245	47	78	16	4	10	39	2	3	2	22	2	47	12	3	1	.539	.375
2008	Rochester-4	.270	138	559	84	151	21	16	13	61	7	6	1	30	2	152	25	9	8	.435	.305
	MINNESOTA	.000	10	4	3	0	0	0	0	0	1	0	0	1	0	1	0	0	0	.000	.200
2009	MINNESOTA	-	1	0	0	0	0	0	0	0	0	0	0	0	0	0	0	0	0	-	-
	Rochester	.265	121	513	69	136	23	5	9	53	3	6	5	19	0	85	25	7	6	.382	.295
2010	Gulf Coast Mets-5	.364	4	11	5	3	1	0	0	0	0	0	0	3	0	5	0	0	0	.455	.500
	Buffalo	.280	40	164	17	46	6	1	3	19	1	0	0	12	0	36	9	3	0	.384	.330
2011	Buffalo	.186	14	59	8	11	1	0	3	6	0	0	0	3	0	12	1	0	1	.356	.226
	NEW YORK (NL)	.231	101	208	28	48	11	3	4	20	3	1	0	24	2	64	7	1	2	.370	.309
2012	Lehigh Valley-6/7	.298	49	178	17	53	7	3	5	22	0	0	0	16	2	38	4	0	5	.455	.356
	PHILADELPHIA	.300	9	10	1	3	1	0	1	3	0	0	0	0	0	0	0	0	0	.700	.300
Minor Lg. Totals		.276	992	3926	583	1083	174	73	87	437	33	36	27	247	18	810	167	67	42	.424	.320
American League		.000	11	4	3	0	0	0	0	0	1	0	0	1	0	1	0	0	0	.000	.200
National League		.234	110	218	29	51	12	3	5	23	3	1	0	24	2	64	7	1	2	.385	.309
ML TOTALS		.230	121	222	32	51	12	3	5	23	4	1	0	25	2	65	7	1	2	.378	.306

1- Selected by Tampa Bay in the 2nd round of the 2002 First Year Player Draft

2- Selected by Minnesota in the Rule 5 Draft, December 8, 2005

3- Returned to Tampa Bay, March 29, 2006

4- Acquired by Minnesota with two players in exchange for Matt Garza, Jason Bartlett and minor leaguer Eduardo Morlan, November 28, 2007

5- Claimed by New York (NL) off waivers, February 9, 2010

6- Signed by Oakland as a free agent, November 18, 2011

7- Signed by Philadelphia as a free agent, June 15, 2012

FIELDING

OF	PCT	G	PO	A	E	DP
2008	.750	6	3	0	1	0
2011	.984	75	120	2	2	0
2012	1.000	2	2	0	0	0
Totals	.977	83	125	2	3	0



TODD 78REDMOND

Todd Richard Redmond

BATS	THROWS	HEIGHT	WEIGHT
RIGHT	RIGHT	6'3"	235

Born: May 17, 1985

2013 Opening Day Age: 27

Birthplace/Resides: Born and resides in St. Petersburg, FL

Contract Status: Signed through 2013

Major League Service: 40 days

Acquired: February 8, 2013; claimed off waivers from Cincinnati



RHP

2012 HIGHLIGHTS

- Acquired from the Braves in exchange for IF Paul Janish, July 14
- Ranked third in the International League in strikeouts (136)
- Made his only Major League appearance on 8/18 vs. CHC, when he started the 9-7 loss in the nightcap of the day/night doubleheader
- Became CIN's sixth starting pitcher in the club's 121st game and was the only pitcher to start a game all season other than the original 5 (Bronson Arroyo, Homer Bailey, Johnny Cueto, Mat Latos, Mike Leake)



REDMOND

- Overall had 5 stints with ATL and CIN and made his debut during his fourth promotion
- Didn't pitch during a 3-day stint with ATL, 6/17-6/20, or during 1-day stints with the Reds on 7/17 and 7/31
- After he was acquired from ATL was sent to Louisville but didn't pitch there before he was recalled on 7/17
- Returned to the Reds on 7/31, when LHP Bill Bray was disabled, then was optioned back to Louisville the next day when newly-acquired Jonathan Broxton reported
- In his fourth stint pitched against the Cubs, but after that start returned to Louisville to finish the minor league season
- Rejoined the club on 9/4 but did not pitch
- His first Major League strikeout victim was Anthony Rizzo

PRO CAREER

2011: With 142 strikeouts led all Braves minor leaguers and ranked sixth among all Class AAA pitchers...Also ranked among the organization's leaders in wins (10, 2nd) and ERA (2.92, 4th)...Was International League Pitcher of the Week for 5/17-5/23.

2010: Led all Braves farmhands in innings pitched (162.2) and ranked T-3rd in wins (9)...Ranked among the International League leaders in innings pitched (2nd) and strikeouts (142, 2nd)...On 5/28 vs. Louisville, threw the first no-hitter in Class AAA Gwinnett history...Twice was named IL Pitcher of the Week (6/30-7/6, 8/24-8/30).

2009: Led Gwinnett in wins (9), innings pitched (145.0) and strikeouts (106).

2008: Was Class AA Mississippi's Pitcher of the Year, the Southern League's Most Outstanding Pitcher and twice was SL Pitcher of the Week (5/12-5/18, 7/14-7/20)...Established team records in wins (13), strikeouts (133) and innings pitched (166.1)...

Led the Southern League in wins and strikeouts and ranked fifth in ERA (3.52)...His control was rated the best in the Braves organization...Was Mississippi's Pitcher of the Month for May (4-0, 3.08) and July (3-1, 2.60).

2007: With 107 strikeouts ranked second in the Pirates organization.

2006: Led all Pirates farmhands in strikeouts (148).

2005: In his first professional season was a New York-Penn League mid- and post-season All-Star...Participated in the NYPL All-Star Game on 8/23 at Brooklyn.

PERSONAL/MISCELLANEOUS

Attended St. Petersburg (FL) Community College, where as a freshman in 2004 he was named Suncoast Conference Pitcher of the Year (15GS 8-4, 2.40 ERA, 90.OIP, 106K).

YEAR	CLUB	W	L	ERA	G	GS	CG	SHO	SV	IP	H	R	ER	HR	HB	BB	IBB	SO	WP	BK
2005	Williamsport-1	1	2	1.98	15	14	0	0	0	72.2	62	22	16	2	6	21	0	63	2	0
2006	Hickory	13	6	2.75	27	27	0	0	0	160.1	137	64	49	13	17	33	0	148	3	0
2007	Lynchburg	7	12	4.54	25	25	0	0	0	142.2	151	82	72	13	10	32	0	95	2	0
	Altoona	1	1	3.12	3	3	0	0	0	17.1	15	6	6	2	1	3	0	12	1	0
2008	Mississippi-2	13	5	3.52	28	27	0	0	0	166.1	164	72	65	17	6	33	2	133	4	0
2009	Gwinnett	9	6	4.41	27	24	0	0	0	145.0	152	85	71	21	7	47	1	106	1	0
2010	Gwinnett	9	10	4.26	28	28	1	1	0	162.2	156	86	77	21	1	44	0	142	1	0
2011	Gwinnett	10	8	2.92	28	27	2	1	0	169.2	152	58	55	18	8	47	0	142	1	1
2012	Gwinnett	6	6	3.58	18	18	1	1	0	105.2	107	50	42	11	2	28	5	96	1	0
	Louisville-3	2	5	3.77	8	7	0	0	0	43.0	43	21	18	7	1	11	0	40	0	0
	CINCINNATI	0	1	10.80	1	1	0	0	0	3.1	7	4	4	1	0	5	0	2	0	0
	Minor Lg. Totals	71	61	3.58	207	200	4	3	0	1185.1	1139	546	471	125	59	299	8	977	16	1
	National League	0	1	10.80	1	1	0	0	0	3.1	7	4	4	1	0	5	0	2	0	0
	ML TOTALS	0	1	10.80	1	1	0	0	0	3.1	7	4	4	1	0	5	0	2	0	0

1- Selected by Pittsburgh in the 39th round of the 2004 First Year Player Draft

2- Acquired by Atlanta in exchange for Tyler Yates, March 26, 2008

3- Acquired by Cincinnati in exchange for Paul Janish, July 14, 2012

BATTING RECORD

	AVG	AB	R	H	2B	3B	HR	RBI	SH	SF	HBP	BB	IBB	SO	SB	CS	GIDP	SLG	OBP
Career	.000	1	0	0	0	0	0	0	0	0	0	0	0	1	0	0	0	.000	.000

FIELDING

P	PCT	G	PO	A	E	DP
2012	.500	1	0	1	1	0
Totals	.500	1	0	1	1	0



NOLAN 14 REIMOLD

Nolan G. Reimold

BATS	THROWS	HEIGHT	WEIGHT
RIGHT	RIGHT	6'4"	206

Born: October 12, 1983

2013 Opening Day Age: 29

Birthplace/Resides: Born and resides in Greenville, PA

Contract Status: Signed through 2013

M.L. Service: 3 years, 4 days

Acquired: Selected by the Orioles in the 2nd round of the 2005 First Year Player Draft



OF

GAME HIGHS & STREAKS

HITS: 4, May 26, 2011 vs. Kansas City...**RUNS:** 3, twice, most recently April 13, 2012 at Toronto...**DOUBLES:** 2, August 14, 2011 vs. Detroit...**TRIPLES:** 1, five times, most recently September 27, 2011 vs. Boston...**HR:** 2, May 26, 2011 vs. Kansas City...**RBI:** 4, twice, most recently June 30, 2011 vs. St. Louis...**WALKS:** 4, September 7, 2011 at New York (AL)...**SB:** 2, September 7, 2011 at New York (AL)...**HITTING STREAK:** 14 games, April 7-29, 2012

2012 HIGHLIGHTS

- Made the Opening Day roster and batted .313/.333/.627 in 16 games before going on the DL, 5/1, with a herniated disc that ended his season
- Had surgery to remove the disc at Johns Hopkins Hospital, 6/25, performed by neurosurgeon Dr. Ziya Gokaslan
- Had career-high 14-game hit streak, 4/7-29, during which he batted .356 (21-59)
- Hit HR in 4 straight games, 4/13-17, the first Oriole to do that since Luke Scott (5/27-30/09)
- Had 3 straight multi-RBI games for the first time in his career, 4/15-17
- Hit game-winning two-run HR off Francisco Cordero, 4/14 @TOR
- Had season high 3 hits, including 2B, HR & 2R, 4/13 @TOR

PRO CAREER

2011: Began the season with Triple-A Norfolk before being recalled, May 20...Batted .237/.329/.410 in 39 games for the Tides...Reached safely in 10 straight games for the O's, May 26-June 6 (.444 OBP)...Batted .321/.433/.679 w/ 9BB, 2-2B, 3B, 5HR, 16RBI, 16R & 5SB in the last 17 games of the season...Set career-highs with 2HR, 4H and 4RBI, May 26 vs. KC...Had 4RBI, June 30 vs. STL...Hit second career walk-off HR, August 10 vs. CWS (also May 27, 2009 against Toronto)...According to Elias, only three other O's have hit multiple walk-off HR since 2000: Cal Ripken (both in 2000), Tony Batista (2002 and 2003) and Brian Roberts (2005 and 2010)...Scored career-high with 3R, August 14 vs. DET...Set career-highs with 4BB and 2SB, September 7 @NYY...Hit game-tying RBI double with two outs in 9th and scored game-winning run in last game of season vs. BOS...6 of his 13 HR either tied the game (1) or gave O's the lead (5)...Had an .896 OPS (.347/.548) in 41 home games and a .681 OPS (.311/.371) in 46 road games...Hit .303/.393/.648 in 38 wins and .200/.269/.290 in 49 losses...Batted .345/.440/.690 in 75 plate appearances with runners in scoring position, including a .367/.441/.800 mark with RISP and two outs...Hit .354/.411/.723 with 4-2B, 3B, 6HR, 16RBI and 15R in 19 games vs. the AL Central.

2010: Had career-high three walks on April 23 @BOS...Reached base safely in 12 of his first 13 starts...Was on back end of back-to-back homers with Matt Wieters May 5 @NYY off RHP David Robertson...Tied career-high with three hits September 24 @TOR (6th time)...Hit .348 (8-23) with a 2B and two HR in seven games against NYY...Was optioned to Triple-A Norfolk May 12...Recalled from Norfolk on September 1...Batted .249 with 10 HR & 37 RBI in 94 games with the Tides, reaching safely in 40 of his last 42...Hit .320 (31-97) with a .460 OBP and a .443 SLG in 28 games with the Tides in August...Had season highs of four hits and four runs scored August 8 at Louisville.

2009: Recalled from Triple-A Norfolk on May 14 and spent remainder of season with Baltimore...Placed on the 15-day disabled list, September 18, with left Achilles tendinitis...Had surgery to repair the Achilles on September 23 by Dr. John Campbell at Mercy Hospital in Baltimore...Named American League Rookie of the Month for June...In 26 games, batted .320 (24-75) with three doubles, four home runs, nine RBI, 13 runs scored and 13 walks...Made his major league debut and notched his first major league hit, May 14 @KC with a single off Ron Mahay...Drove in first run with an RBI single, May 16 @KC off Kyle Davies...Became the first player to hit his first major league home run off Mariano Rivera May 20 @NYY...Hit his first walk-off home run May 27 vs. TOR in the 11th inning off Brian Wolfe...It was the first extra innings walk-off blast by an O's rookie since Leo Gomez on August 12, 1991 (vs. CWS)...When his season ended, was leading AL rookies in home runs (15), on-base percentage (.365), slugging percentage (.466), walks (47) and total bases (167)...He was 2nd in hits (100), average (.279), RBI (45), outfield assists (7) and extra-base hits (35)...Reached base in 85 of his 104 games, including a career-high 17 straight games, August 14-30...

FRONT
OFFICE

ORIOLES
REACH

MANAGER &
COACHES

NOLAN
REIMOLD

2013
IN REVIEW

OPPONENTS

MINOR
LEAGUES

RECORDS &
HISTORY

ORIOLE PARK

MEDIA



REIMOLD

Homered in three consecutive games, May 26-28, one shy of the Orioles rookie record set by Jay Gibbons (June 17-20, 2001)...
Curt Blefary (April 30-May 4, 1965) is the only other Oriole rookie to homer in three straight games...Hit in a career-high 10 straight games, August 14-23, going 12-for-39 (.308)...Ended season on a six-game hitting streak, going 8-for-22 (.364) with a double, homer and three RBI...Recorded 25 multi-hit games and 10 multi-RBI games...Had five three-hit games and five three-RBI games to set career-highs...Batted .312 (39-125) against the AL East, his highest average against any division...Posted a .364 (16-44) batting average in September, his highest average of any month...Batted .299 (56-187) after the All-Star break after batting .257 (44-171) before the break...Hit .331 (49-148) in Orioles wins, but just .231 (51-237) in Birds losses...
Named Orioles Minor League Player of the Month for April as he hit .408 (29-71) with five doubles, seven homers and 21 RBI in 19 games...Was named International League Player of the Week for April 13-19 as he went 13-for-28 (.464) with a double, a homer five runs scored and nine RBI...Was hitting .394 with nine home runs at the time of his promotion to Baltimore...Drove in season-high five runs for Norfolk, April 17 at Gwinnett...Homered twice, April 26 against Durham...Was held hitless in just 4 of his 31 games with Norfolk.

2008: Spent the season with Double-A Bowie and was 2nd in the league in HR (25), extra-base hits (57) and runs (87) and 4th in RBI (84) and slugging percentage (.501)...Named to the 2008 Southern Division All-Star Team and EL post-season All-Star team...Named the EL Player of the Week, August 25-September 1...Led the team in games played (139)...Batted .412 (7-17) with a double, four home runs, four runs and 11 RBI in four playoff games

2007: Was sidelined for most of the season due to a strained oblique, but appeared in 50 games for Bowie...Slugged .818 in 44 at-bats against left-handed pitching...Led the Arizona Fall League with six home runs and 23 RBI as a member of the Phoenix Desert Dogs...Named the Orioles #4 prospect by *Baseball America* after the season.

2006: Spent the season at Class-A Frederick and was named to the Carolina League All-Star team...Also participated in the MLB Futures Game...Finished 3rd in the Carolina League with 19 home runs and 73 runs scored and was 5th in the league with 75 RBI and a .379 on-base percentage...Batted .328 (43-131) in his first 37 games of the year through May 17...Hit .222 (63-284) over his final 82 games of the season...Tied for 2nd on the Keys with 14 stolen bases...Was named the Orioles' 3rd best prospect by *Baseball America* following the season.

2005: Was named the top prospect in the New York-Penn League by *Baseball America*...Played in 50 of 75 games for Class-A Aberdeen and led the team with 15 doubles and 9 home runs...Finished 4th in the league with a .550 slugging percentage...Went 7-for-16 in his first 4 games and hit safely in 33 of his 50 games with the IronBirds...Was transferred to Frederick on August 16 and hit safely in 4 of his first 5 games with the Keys, batting .412 (7-17) with four home runs...Hit .357 (10-28) with 3 doubles in the Carolina League playoffs...Played a combined 39 games in right field and 30 games in center between the two teams...Was named the Orioles' #4 prospect by *Baseball America* following the season.

PERSONAL/MISCELLANEOUS

Attended Bowling Green University...Batted .360 with 20 HR and 62 RBI in his final season with the Falcons and was named Mid-American Conference Player of the Year in 2005.

YEAR	CLUB	AVG	G	AB	R	H	2B	3B	HR	RBI	SH	SF	HBP	BB	IBB	SO	SB	CS	GDP	SLG	OBP
2005	Aberdeen-1	.294	50	180	33	53	15	2	9	30	0	2	1	29	1	44	2	0	2	.550	.392
	Frederick	.265	23	83	17	22	6	0	6	11	0	0	2	12	0	27	3	0	0	.554	.371
2006	Frederick	.255	119	415	73	106	26	0	19	75	0	4	9	76	4	107	14	8	4	.455	.379
2007	GCL Orioles	.233	9	30	4	7	4	1	0	8	0	0	3	6	0	4	0	0	0	.433	.410
	Bowie	.306	50	186	30	57	15	0	11	34	0	0	0	17	1	47	2	3	5	.565	.365
2008	Bowie	.284	139	507	87	144	29	3	25	84	0	8	8	63	1	82	7	3	9	.501	.367
2009	Norfolk	.394	31	109	21	43	11	0	9	27	0	1	2	18	2	25	6	1	2	.743	.485
	BALTIMORE	.279	104	358	49	100	18	2	15	45	0	3	3	47	1	77	8	2	8	.466	.365
2010	Norfolk	.249	94	337	52	84	12	0	10	37	0	2	8	54	0	61	9	2	8	.374	.364
	BALTIMORE	.207	39	116	9	24	5	0	3	14	0	2	1	12	0	26	0	0	6	.328	.282
2011	Norfolk	.237	39	139	16	33	6	0	6	22	0	2	2	18	0	43	2	1	1	.410	.329
	BALTIMORE	.247	87	267	40	66	10	3	13	45	0	4	6	28	1	57	7	2	4	.453	.328
2012	BALTIMORE	.313	16	67	10	21	6	0	5	10	0	0	0	2	0	14	1	0	3	.627	.333
Minor Lg. Totals		.276	554	1986	333	549	124	6	95	328	0	19	35	293	9	440	45	18	31	.488	.376
BALTIMORE Totals		.261	246	808	108	211	39	5	36	114	0	9	10	89	2	174	16	4	21	.455	.338
American League		.261	246	808	108	211	39	5	36	114	0	9	10	89	2	174	16	4	21	.455	.338
ML Totals		.261	246	808	108	211	39	5	36	114	0	9	10	89	2	174	16	4	21	.455	.338

1-Selected by the Orioles in the 2nd round of the 2005 First Year Player Draft

FIELDING

OF	PCT	G	PO	A	E	DP
2009	.973	90	173	7	5	1
2010	.977	23	42	1	1	0
2011	.981	76	150	5	3	0
2012	.897	15	26	0	3	0
Totals	.971	204	391	13	12	1



BRIAN 1 ROBERTS

Brian Michael Roberts

BATS
SWITCH

THROWS
RIGHT

HEIGHT
5'9"

WEIGHT
175

Born: October 9, 1977

2013 Opening Day Age: 35

Birthplace/Resides: Born in Durham, NC...Resides in Sarasota, FL

Contract Status: Signed through 2013

M.L. Service: 10 years, 131 days

Acquired: Selected by the Orioles in the 1st supplemental round (50th overall) of the 1999 First Year Player Draft...Pick was acquired as compensation from Cleveland for signing free agent 2B Roberto Alomar...Signed a four-year contract extension through 2013 on February 20, 2009



OF

GAME HIGHS & STREAKS

HITS: 4, 13 times, most recently August 14, 2009 vs. Los Angeles...**RUNS:** 4, May 4, 2004 vs. Chicago (AL)...**DOUBLES:** 3, three times, most recently August 14, 2009 vs. Los Angeles (AL)...**TRIPLES:** 1, 34 times, most recently April 1, 2011 at Tampa Bay...**HR:** 2, twice, most recently August 21, 2009 at Chicago (AL)...**RBI:** 4, seven times, most recently September 12, 2009 vs. New York (AL)...**WALKS:** 4, July 27, 2005 vs. Texas...**SB:** 4, May 4, 2004 vs. Chicago (AL); 3, May 1, 2007 at Detroit...**HITTING STREAK:** 20 games, May 9-31, 2005...**GRAND SLAMS:** 5; September 12, 2009 at New York off A.J. Burnett, August 20, 2009 at Tampa Bay off Lance Cormier, June 20, 2004 at Colorado off Shawn Chacon; May 28, 2003 vs. Anaheim off Ramon Ortiz and May 22, 2003 at Anaheim off Troy Percival...**LEAD OFF HOMERS:** 13, most recently September 13, 2010 vs. Toronto off Marc Rzepczynski

2012 HIGHLIGHTS

- Had two DL stints (3/26-6/12 – concussion & 7/2-end of season – right groin strain)...Had right hip surgery, 8/2...Transferred to the 60-day DL, 8/9
- Went 3-for-4 with RBI, 6/12 vs. PIT, his season debut after being activated from 60-day DL...Was his first ML game since 5/16/11 @BOS
- Had 3RBI, 6/16 @ATL, his most in a game since 4/29/11 @CWS (3)
- Collected his 388th career multi-hit game, 6/22 vs. WAS, 7th on the O's all-time list
- Batted .238/.340/.429 with 5-2B, a HR, 5RBI and 6 runs in 14-game rehab assignment with Class-A Delmarva (2 games), Double-A Bowie (7 games) and Triple-A Norfolk (5 games)

PRO CAREER

2011: Experienced concussion symptoms May 16 and was placed on 7-day concussion DL, May 19...Transferred to the 15-day DL, May 31, then transferred to the 60-day DL, July 19...Did not play again after May 16...Hit three-run HR in 8th inning, April 2 @TB, giving O's 3-1 win in second game of season opening series sweep...Hit three-run HR in 5th inning, April 4 vs. DET, giving O's 5-1 win in home opener...Had then team season-high 12 game hit streak, April 13-26, during which he batted .327 (17-for-52)...Collected season-high three hits, April 17 @CLE...Hit two-out RBI double in 9th on April 24 to tie game vs. NYY...Collected 3RBI in four different games (4/2 @TB, 4/4 vs. DET, 4/19 vs. MIN and 4/29 @CWS) after not having any 3RBI games in 2010...Broke an 0-for-26 with two hits, May 12 vs. SEA...Recorded his 38th career 2+ SB game, May 16 @BOS, moving him past Brady Anderson for the most multi-steal games in Orioles history...It was his first 2SB game since August 11, 2009...Now trails Anderson (307) by 33 for 1st place on the Orioles' all-time steals list...Batted .159/.239/.232 in 21 home games and .284/.310/.432 in 18 road games...Hit .290 (9-31) with a .969 OPS with RISP.

2010: Hit his 330th career 2B September 8 @NYY to pass Brady Anderson for 4th in Orioles history...Had 18 XBH on the season and passed Ken Singleton and Rafael Palmeiro on the Orioles all-time list...Now T-6th with Paul Blair...Scored the 738th run of his career August 11 @CLE to pass Paul Blair for 7th in Orioles history...Moved past Mark Belanger and Melvin Mora and now sits 9th on the Orioles All-Time Hits List...Played in four games before being placed on the 15-day Disabled List with a strained abdominal muscle...Was transferred to the 60-day DL on May 12...Reinstated from the 60-day DL on July 23...Hit his second career walk-off HR August 9 vs. CWS against J.J. Putz (also 6/28/05 vs. NYY's Mike Stanton)...Both came as leadoff batter in 10th inning...Homered against LHP Mark Buehrle August 25 @CWS, his first HR against a LHP since 7/5/09 (LAA's Joe Saunders)...Hit his 13th career leadoff HR September 13 vs. TOR against Marc Rzepczynski...Reached base in 25 straight games August 16-Sept. 15, and hit .327 with nine 2B, two HR, 10 RBI, 10 BB and 5 SB during that stretch...Hit .293 (36-123) with a .380 OBP in 31 road games and .262 (28-107) with a .322 OBP at Camden Yards...Club went 30-28 in games he started.

FRONT
OFFICE

ORIOLES
REACH

MANAGER &
COACHES

BRIAN
ROBERTS

2013
IN REVIEW

OPPONENTS

MINOR
LEAGUES

RECORDS &
HISTORY

ORIOLE PARK

MEDIA



ROBERTS

2009: Winner of the 2009 Louis M. Hatter Most Valuable Oriole Award by members of the local media who cover the team regularly...Set a major league record for doubles in a season by a switch-hitter (56) and established new career-highs in doubles, runs (110) and RBI (79)...On May 2, became the 15th player to play in 1,000 games in an Orioles uniform and is currently in 13th place on the Orioles' all-time list with 1,135 games played...Became the 4th player to reach 1,000 games played while spending his entire career with the Orioles, joining Cal Ripken Jr., Brooks Robinson and Rich Dauer...Posted his 3rd season with at least 25 steals, 50 doubles, 70 walks and 100 runs scored...That feat had been accomplished by only four players since 1900 (Tris Speaker, Kiki Cuyler, Craig Biggio and Bobby Abreu) and each of those players did it just once...Became the 4th player in major league history to record three or more 50-double seasons (Tris Speaker did it five times, while Paul Waner and Stan Musial did it three times each -- all are in the Hall of Fame)...Combined with Nick Markakis (45) for 101 doubles, setting a franchise record for doubles in a season by teammates, topping the 99 doubles by Roberts (51) and Aubrey Huff/Nick Markakis (48 each) in 2008...The 101 doubles by teammates was the third highest teammate total (minimum 45 each) since WWII, behind the 2000 COL (112 -- Todd Helton 59 and Jeff Cirillo 53) and 1996 SEA (106 -- Alex Rodriguez 54 and Edgar Martinez 52)...George Burns (64) and Tris Speaker (52) of the 1926 CLE hold the major league record for most doubles by teammates in one season since 1900 (116)...His 110 runs scored tied him with Rafael Palmeiro for 11th-most in a single season in Orioles history...His 73 extra-base hits tied for the 11th-most in one season in Orioles history...Led the AL in steals of third base as he was successful in all 14 attempts...Finished 3rd in the AL in runs scored (110), tied for 6th in extra-base hits (73), tied for 7th in games played (159), 13th in times on base (255), tied for 15th in hits (179) and total bases (285), and tied for 16th in walks (74)...Stole 20 bases or more for the 7th consecutive season, a mark matched only by Ichiro Suzuki and Carl Crawford in the AL...Has the 4th-most steals in the AL since 2003 (235), trailing Carl Crawford (353), Chone Figgins (278) and Ichiro Suzuki (254)...Led off two games with home runs (July 5 @LAA - Saunders and August 3 @DET - Verlander), giving him 12 in his career...Hit two grand slams (September 12 @NYY - Burnett and August 20 @TB - Cormier) to increase his career grand slam total to 5...Reached base safely in 26 straight games, July 28-August 25...Hit in 11 straight games, August 10-21, batting .385 (20-52) with eight doubles, and five home runs...Recorded 51 multi-hit games...Established franchise record for doubles in a season with his 52nd on September 15 vs. TB...Recorded three 4-hit games (April 26 vs. TEX, June 13 vs. ATL and August 14 vs. LAA)...Posted his second career multi-homer game, August 21 @CWS off Gavin Floyd (also September 6, 2006 @LAA - Santana)...Is the O's all-time leader in stolen base percentage (80.0%; 256-for-320) and 2nd in steals (256; Brady Anderson - 307).

2008: Appeared in 155 games in his 8th season with the Orioles...Finished among the top-25 in the American League in 15 categories: doubles (2nd -- 51), runs (3rd -- 107), stolen bases (4th -- 40), triples (tied for 4th -- 8), times on base (6th -- 265), on-base percentage (8th -- .378), walks (tied for 8th -- 82), stolen base percentage (tied for 9th -- 80.0%), hits (12th -- 181), multi-hit games (tied for 12th -- 51), at-bats (13th -- 611), extra-base hits (tied for 13th -- 68), games (tied for 14th -- 155), total bases (18th -- 275) and average (tied for 19th -- .296)...Became the 13th Oriole in franchise history to collect 1,000 hits (3-for-5 w/3B) on June 24 @CHC (C. Ripken; B. Robinson; E. Murray; B. Anderson; B. Powell; K. Singleton; P. Blair; A. Bumbo; M. Belanger; M. Mora; B.J. Surhoff and R. Palmeiro)...Went 4-for-50 in stolen base attempts...Set then career-highs with 51 doubles, 8 triples and 181 hits and matched his career-high with 107 runs (2004), reaching the 100-run plateau for the third time (103 in 2007)...Hit .313 (57-182) against left-handed pitching, his first season over .300...Batted .355 (27-76) with 14 extra-base hits and 16 runs in 18 Interleague games...Hit game-winning HR in the 8th inning on April 24 @SEA...Had two season-high hitting streaks of 14 straight games, June 12-27 (.383/.448/.667) and July 28-August 12 (.368/.471/.526)...On July 19 vs. DET, became first Oriole to hit two doubles in same inning since B.J. Surhoff (B5, 9/14/99 vs. OAK)...Collected 30th SB (third straight year) on August 13 @CLE but saw his hit streak end at 14 games.

2007: Appeared in 156 games and was named to his second All-Star Game in his seventh season with the Orioles...Tied for the American League lead with 50 stolen bases, becoming the third Oriole (joining Brady Anderson and Luis Aparicio) to swipe 50 in a season...Had six games with two stolen bases...Tied for 8th in the AL with 42 doubles, the third time in the last 4 seasons he has hit at least 40 doubles...Collected his 200th career double on August 8 vs. SEA...Set new career-highs with 89 walks and 180 hits...Was 11th in the league with 103 runs scored...Went 0-for-2 with a walk and a run scored and played the final 6 innings at second base for the American League at the All-Star Game in San Francisco...Had a season-high 14-game hitting streak, May 1-15, batting .357 (20-56)...Matched his career high with 3 doubles on June 4 @SEA...Batted .538 (14-26) and hit safely in all 6 games on the SD-ARI road trip, June 19-24, with 2 doubles, 2 triples, 2 home runs, 5 RBI and 4 walks...Went 4-for-5 with a solo home run on June 24 @ARI, matching his career-high in hits...Also went 4-for-5 on May 18 @WAS...Homered on game's first pitch on July 31 @BOS, his first leadoff homer on the year and the ninth of his career...Hit .324 (112-346) in 86 games before the All-Star Game and .247 (68-275) in 70 games after the break...Batted .281 (88-313) in 77 games at home and .299 (92-308) in 79 games on the road...Hit .299 (132-442) with 11 HR as a left-handed batter and .268 (48-179) with 1 HR as a righty.

2006: Made a successful return from off-season elbow surgery to bat .286 in 138 games...Did not play a spring training game until March 21 while rehabbing from surgery...Made his third consecutive Opening Day start at second...Finished 6th in the American League with a then-career high 36 stolen bases...Was successful on each of his first 14 attempts of the season...His 83.7% success rate on stolen base attempts was 6th in the AL...Tied with Derek Jeter for most steals of third base (12)...Suffered a strained left groin, injured while stealing 3rd base on April 29 vs. SEA...Was placed on the disabled list the next day and missed 21 games...Played two games on rehab assignment at AA Bowie and was activated on May 24...Missed only 3 games all season while on the active roster...Did not hit a home run in his first 55 games of the season before going deep on June 28...Beginning with that game, hit 10 homers the rest of the season, tied for 2nd most on the club over that time...Had his first career 2-home run game on September 6 @LAA...Had four straight multi-hit games, June 7-10, going 10-for-17 (.588) following an 0-for-19 skid...



Collected four hits in a game three times...Drew his first major league ejection from HP ump Mark Wegner on August 2 vs. SEA while arguing a called third strike...Hit .308 with 9 of his 10 HR batting left-handed.

2005: Was named Most Valuable Oriole after ranking among American League leaders in doubles (T-2nd - 45), batting average (5th - .314), stolen bases (T-7th - 27) and on-base percentage (8th - .347)...Was named to his first American League All-Star team and was named as second baseman on The Sporting News post-season AL All-Star team...Was 10th in the league with a .902 OPS, best among AL second basemen...Became the only switch-hitter ever to amass 45 doubles, 15 homers and 20 stolen bases in a season...Hit safely in his first 14 games of the season, batting .421 (24-57) with six home runs and 17 RBI...The six home runs surpassed his previous season high of five in 2003...Was named AL Player of the Week, April 11-17, after hitting .500 (12-24) with nine runs, two home runs, eight RBI and six stolen bases...Was named AL Player of the Month for April...Led the league in SLG (.726), runs (21) and total bases (69); tied for 2nd in hits (36), triples (3), home runs (8), extra-base hits (14) and stolen bases (10); was 3rd in batting average (.379) and RBI (26) and 4th in OBP (.459)...Set a club record with 10 stolen bases in April...Had 12 steals in 24 games through May 1 but only 15 stolen bases in his last 119 games of the year...Became the first player since Orlando Cepeda in 1974 with at least 30 hits, 20 RBI and 10 stolen bases in the month of April, according to the Elias Sports Bureau...Hit safely in all but one game in May and hit in 46 of 50 games over the first two months of the season...Reached base safely in 34 consecutive games, April 23-May 31...Finished May with a career-high 20-game hitting streak, in which he batted .378 (31-82)...Missed 6 games with strained right rotator cuff, June 1-6, and had his hitting streak snapped with a pinch-hit appearance on June 7...Hit safely in 69 of 80 games in the first half and 115 of 143 on the season...Had hitting streaks of 8, 9, 12, 14 and 20 games...Went consecutive games without a hit only four times on the season...Hit a game-winning home run in the 10th inning vs. NYY on June 28...Hit a game-winning three-run homer in the 8th inning on April 30 vs. TB...Became the only player in club history to hit 45 or more doubles twice...Suffered a season-ending injury on September 20 @NYY...Suffered a dislocated left elbow, torn tendon and torn ulnar collateral ligament in a collision with Bubba Crosby while covering first base...Underwent surgery on September 30 to reconstruct the ulnar collateral ligament and repair the tendon...Dr. Timothy Kremenhek performed the surgery in Cincinnati...Was 4th among American League second basemen with a .988 fielding percentage...Went 57 consecutive games without an error, May 8-July 22...Increased his slugging percentage by 36.1% from 2004 (.376 to .512), the greatest improvement by any AL player from '04 to '05, according to the Elias Sports Bureau.

2004: Led the American League with a club-record 50 doubles, the most by a switch-hitter in AL history...Hit his 47th double on September 18 @MIN, breaking the 103-year-old AL record for switch-hitters held by John Anderson, who did it for MIL in 1901...Became the second Oriole to lead the league in doubles (Cal Ripken, 47 in 1983)...Doubled in a club-record seven consecutive games, August 9-15...Was 4th in the American League with 29 stolen bases...Scored a career-high 4 runs and matched the club record with four stolen bases on May 4 vs. CWS...Was the 2nd fastest in Orioles' history to reach 20 steals in a season (54 games) behind Luis Aparicio (34 games in 1964)...Was 3rd in the American League with 15 sacrifice hits, tied for the 6th-most in club history...Tied with teammate Miguel Tejada for 11th in the league with 107 runs scored...Hit his first career leadoff home run, April 15 @BOS of Pedro Martinez...Matched his career-high in hits twice, collecting 4 hits on April 29 vs. SEA and August 10 @LAA...Hit a 2-out, 9th inning grand slam off Shawn Chacon on June 20 vs. COL, giving the O's a 4-2 win...Went 6-for-16 (.375) with 20 RBI (T-8th) with the bases loaded...Was named American League Player of the Week, August 9-15, after leading the AL in batting (.531), runs scored (10) and doubles (8) for the week...Tied for the league lead with 25 total bases and had a .781 SLG and .571 OBP.

2003: Began the season at Triple-A Ottawa before joining the Orioles in May and becoming the everyday second baseman for the remainder of the season...Was recalled from Ottawa on May 21 after Jerry Hairston suffered a broken bone in his right foot the previous night...Played in 112 of the final 119 games of the season...Hit safely in his first 7 games and 14 of his first 16 games after being recalled as the Orioles went 10-6 in that time...Hit two grand slams on the season, both vs. LAA and coming a week apart (May 22, Percival, 9th inning game-winner and May 28, Ramon Ortiz, 2nd inning)...Hit safely in 79 of 111 games with an at-bat and reached base safely in 96 games...Had 37 multi-hit games, including four straight two-hit games, August 11-14...Led the Orioles with 23 stolen bases in 29 attempts...Had a season-high 11-game hitting streak, August 27-September 7, batting .380 (19-50) with 6 doubles, a home run and six RBI...Established a career-high with four hits in a game twice, July 24 @NYY and September 5 vs. SEA...Played shortstop twice @BOS in the last week of the season, his first appearances there in the majors since 2001...Batted .315 in 44 games for Ottawa and led the IL with 36 runs scored at the time of his recall.

2002: Was recalled on three occasions and played 37 of his 38 games with the Orioles during one stretch...Was called up from AAA Rochester on April 23 when Melvin Mora had to leave the team on a personal emergency...Spent three games with the club but did not see any action before being returned to Rochester on April 25...Was recalled a second time on May 21 and remained with the Orioles through the All-Star break...Started 25 games at 2B and six games as designated hitter...Batted .234 (29-124) in 37 games before being optioned back to Rochester...Hit .348 (8-23) in six games in the lead-off spot but only .202 (20-99) while batting 2nd in the order in 24 games...Went 1-for-1 with 2 walks, 2 SB and an RBI as DH in his first game with the Orioles on May 22 @OAK...Went 2-for-22 (.091) in his last six games for the Orioles before being optioned...Was recalled a third time in July...Appeared in one game, July 30 @TB, before returning to Rochester when Richard was activated on July 31...Led Rochester with 22 stolen bases and seven triples and finished 4th with 49 runs despite playing in only 78 games...Reached safely in 30 of his first 31 games for Rochester, including hits in 25 games, through May 10...Following the season, batted .322 with two homers and 22 RBI for Ponce in the Puerto Rican Winter League...Tied for 1st in the league with 57 hits and 12 stolen bases, was 2nd with a .417 OBP and 3rd in average.

2001: Spent the first month of the season at AA Bowie before being sent to AAA Rochester on April 29...On June 14, his contract

FRONT
OFFICE

ORIOLES
REACH

MANAGER &
COACHES

BRIAN
ROBERTS

2013
IN REVIEW

OPPONENTS

MINOR
LEAGUES

RECORDS &
HISTORY

ORIOLE PARK

MEDIA



ROBERTS

was purchased from Rochester when Mike Bordick was placed on the disabled list...Got his first major league hit on June 14 vs. NYM (Trachsel)...Hit safely and scored at least one run in his first 5 major league games and hit safely in 34 of his first 41 big league games...Matched an Orioles' rookie record by hitting in 15 straight games, June 22-July 12, also held by Rich Coggins (1973) and Eddie Murray (1977)...Was batting .303 at the conclusion of his 11-game hitting streak...Batted .190 (23-121) over his final 37 games of the year...Started 47 games at shortstop, 7 at second base and 6 at designated hitter...Did not commit an error over his first 75 big league chances...Committed two errors on July 3 @NYY and 9 more in his next 19 games...Finished with 14 errors on the season, including five games with two errors...Hit his first major league home run off Juan Moreno in the first game of a doubleheader @TEX on July 25...13 of his 17 multi-hit games came within his first 38 games in the majors...Batted .306 (15-49) in the Orioles' spring training camp as non-roster invitee, working at second base for the first time as a pro...Was the first member of the Orioles' 1999 First Year Player Draft to make it to the major leagues...Played just 170 minor league games before making his ML debut...With Rochester, May 10-12, reached base safely in 11 consecutive plate appearances, with seven walks, three singles and a double...Following the season, played for Maryvale in the Arizona Fall League.

2000: Spent the majority of the season at Class-A Frederick, batting .301 in 48 games...Played the first four games of the season with the Keys before having surgery on April 25 to remove bone chips from his right elbow...Was sidelined until early July, when he went on rehab assignment with Gulf Coast...Returned to Frederick on July 14 and had three hits and two stolen bases in his first game back...Hit safely in 21 of 27 games in August, batting .326 (31-95) with 13 RBI and 21 walks...Reached base safely in 18 of his final 21 games of the year...Named the organization's 10th-best prospect by *Baseball America* following the season.

1999: Played 47 games for Delmarva and was tied for 4th on the team with 17 stolen bases...Hit just .182 in his first 14 games, but batted .260 with 10 extra-base hits over his final 33 games...Hit safely in 11 of 15 games, August 15-31...Stole 3 bases vs. Augusta on August 22...Had 6 multi-hit games in August.

PERSONAL/MISCELLANEOUS

Married, wife's name is Diana (January 18, 2009)...Hosted "Brian's Bash" each of the last four Augusts (beginning in 2006), an event at ESPN Zone that has raised over \$450,000 for the University of Maryland's Hospital for Children...Spent his final collegiate season at the University of South Carolina, where he was named second team All-American by *Baseball America* in 1999, batting .353 with 12 HR, 36 RBI and a NCAA-leading 67 stolen bases...Also led the nation in stolen bases with 63 in 1998 and finished his college career 5th all-time in the NCAA with 177 steals...Was rated by *Baseball America* as the top defensive college player in the country...Was named the nation's Freshman of the Year in 1997 at UNC, batting .427 with 8 HR and 44 RBI, and breaking Tar Heel records for average, hits (102), doubles (24) and stolen bases (47)...Is the son of former UNC-Chapel Hill coach Mike Roberts...Signed by Orioles scout Lamar North...In January 2006, was presented the Will Wynne Award, given by the Raleigh Hot Stove League to the North Carolinian having the best year or biggest impact on baseball.

YEAR	CLUB	AVG	G	AB	R	H	2B	3B	HR	RBI	SH	SF	HBP	BB	IBB	SO	SB	CS	GDP	SLG	OBP
1999	Delmarva-1	.240	47	167	22	40	12	1	0	21	5	1	1	27	0	42	17	5	0	.323	.347
2000	Frederick	.301	48	163	27	49	6	3	0	16	7	0	1	27	1	24	13	10	4	.374	.403
	GCL Orioles	.310	9	29	8	9	1	2	1	3	0	1	0	7	0	4	7	1	0	.586	.432
2001	Bowie	.296	22	81	12	24	7	0	1	7	2	2	1	9	0	12	10	0	2	.420	.366
	Rochester	.267	44	161	16	43	4	1	1	12	1	0	0	28	0	22	23	3	0	.323	.376
	BALTIMORE	.253	75	273	42	69	12	3	2	17	3	3	0	13	0	36	12	3	3	.341	.284
2002	Rochester	.275	78	313	49	86	9	7	3	30	2	1	3	40	1	46	22	4	3	.377	.361
	BALTIMORE	.227	37	128	18	29	6	0	1	11	3	2	1	15	0	21	9	2	3	.297	.308
2003	Ottawa	.315	44	178	36	56	13	1	0	15	4	2	0	27	1	12	19	6	3	.399	.401
	BALTIMORE	.270	112	460	65	124	22	4	5	41	4	1	1	46	1	58	23	6	9	.367	.337
2004	BALTIMORE	.273	159	641	107	175	50	2	4	53	15	6	1	71	1	95	29	12	3	.376	.344
2005	BALTIMORE	.314	143	561	92	176	45	7	18	73	5	4	3	67	5	83	27	10	6	.515	.387
2006	Bowie	.200	2	5	0	1	0	0	0	0	0	0	0	2	0	0	0	0	0	.200	.429
	BALTIMORE	.286	138	563	85	161	34	3	10	55	6	5	0	55	4	66	36	7	16	.410	.347
2007	BALTIMORE	.290	156	621	103	180	42	5	12	57	2	4	0	89	6	99	50	7	8	.432	.377
2008	BALTIMORE	.296	155	611	107	181	51	8	9	57	3	6	2	82	3	104	40	10	8	.450	.378
2009	BALTIMORE	.283	159	632	110	179	56	1	16	79	1	8	2	74	3	112	30	7	7	.451	.356
2010	GCL Orioles	.533	5	15	1	8	1	0	0	0	0	0	0	2	0	3	0	0	1	.600	.588
	Bowie	.429	3	14	3	6	2	0	0	3	0	0	0	0	0	2	0	0	0	.571	.429
	BALTIMORE	.278	59	230	28	64	14	0	4	15	1	2	2	26	1	40	12	2	2	.391	.354
2011	BALTIMORE	.221	39	163	18	36	7	1	3	19	2	1	0	12	0	21	6	1	4	.331	.273
2012	Aberdeen	.000	1	4	1	0	0	0	0	0	0	0	0	1	0	2	0	0	0	.000	.200
	Delmarva	.200	2	5	0	1	0	0	0	0	0	0	0	1	0	1	0	0	0	.200	.333
	Bowie	.250	7	16	4	4	3	0	1	3	0	1	0	4	0	3	0	0	1	.625	.381
	Norfolk	.238	5	21	2	5	2	0	0	1	0	0	0	2	0	4	0	0	0	.333	.304
	BALTIMORE	.182	17	66	2	12	0	0	0	5	1	2	0	5	0	12	1	1	0	.182	.233
Minor Lg. Totals		.283	317	1172	181	332	60	15	7	111	21	8	6	177	3	177	111	29	14	.378	.378
BALTIMORE Totals		.280	1249	4949	777	1386	339	34	84	482	46	44	12	555	24	747	275	68	69	.413	.351
American League		.280	1249	4949	777	1386	339	34	84	482	46	44	12	555	24	747	275	68	69	.413	.351
ML Totals		.280	1249	4949	777	1386	339	34	84	482	46	44	12	555	24	747	275	68	69	.413	.351

1-Selected by the Orioles between the first and second rounds (sandwich selection) of the 1999 First Year Player Draft (50th overall)



ALL-STAR

YEAR	CLUB	AVG	G	AB	R	H	2B	3B	HR	RBI	SH	SF	HBP	BB	IBB	SO	SB	CS	GDP	SLG	OBP
2005	AL at Det	.500	1	2	1	1	1	0	0	0	0	0	0	0	0	0	0	0	0	1.000	.500
2007	AL at SF	.000	1	2	1	0	0	0	0	0	0	0	0	1	0	0	0	0	0	.000	.333
Totals		.250	2	4	2	1	1	0	0	0	0	0	0	1	0	0	0	0	0	.500	.400

WORLD BASEBALL CLASSIC

YEAR	CLUB	AVG	G	AB	R	H	2B	3B	HR	RBI	SH	SF	HBP	BB	IBB	SO	SB	CS	GDP	SLG	OBP
2009	USA	.438	4	16	6	7	2	1	1	2	1	0	0	3	0	3	1	0	0	.875	.526
Totals		.438	4	16	6	7	2	1	1	2	1	0	0	3	0	3	1	0	0	.875	.526

FIELDING

2B	PCT	G	PO	A	E	DP
2001	.950	12	13	25	2	6
2002	.976	25	43	80	3	19
2003	.987	107	198	324	7	68
2004	.988	150	235	426	8	92
2005	.988	141	238	413	8	93
2006	.985	137	214	375	9	98
2007	.991	154	278	457	7	110
2008	.989	154	289	441	8	110
2009	.984	158	249	432	11	106
2010	.987	59	86	146	3	38
2011	.984	39	65	123	3	24
2012	.987	17	30	48	1	9
Totals	.987	1153	1938	3290	70	773

SS	PCT	G	PO	A	E	DP
2001	.939	51	84	131	14	25
2003	.818	2	1	8	2	1
Totals	.933	53	85	139	16	26



Invitee

CHRIS

63 ROBINSON

Christopher James Robinson

BATS	THROWS	HEIGHT	WEIGHT
RIGHT	RIGHT	6'0"	220

Born: May 12, 1984
2013 Opening Day Age: 28
Birthplace/Resides: Born in London, Ontario, Canada...
Resides in Dorchester, Ontario, Canada
Contract Status: Signed through 2013
Major League Service: None
Acquired: April 4, 2012; signed by the Orioles as a
minor league free agent



2012 HIGHLIGHTS

- Spent the season with Triple-A Norfolk, batting .232/.298/.311 in 52 games
- Threw out 42.3 % of attempted basestealers (11-26)
- Had season-high 3 hits on three occasions; May 6 and June 6 and 18
- Collected season-high 3 RBI twice; May 4 and June 18
- Played in only 3 games after July 20

PRO CAREER

2011: Played for Triple-A Iowa for a 3rd consecutive season, batting .316 (71-225) with one home run, 15 doubles, and 29 RBI in 66 games...Split time behind the plate for the bulk of the year with Wellington Castillo...Was the second time in three seasons with Iowa to bat at least .316 for a campaign (also 2009)...Hit .239 in first 31 games through June 20, then batted .388 (45-116) over final 35 contests...Posted .343 (23-67) average vs. LHP and batted .367 (36-98) in home games...Had a .998 fielding % behind the plate with 3 passed balls...Cut down 19 of 52 (36.5%) attempted base stealers, the highest percentage of his career...Had 4 different games of season-high 3 hits, with season-best 4 RBI in one of those contests on May 15 at Reno...Lone homer was July



ROBINSON

17 vs. Oklahoma City...Went 2-for-4 with a double and 2 RBI in Iowa's season finale on Sept. 5 vs. Omaha, when the I-Cubs ran a Chris Robinson Jersey Shirt promotion for the fan favorite...Caught a first pitch from Republican presidential candidate Newt Gingrich prior to game on July 15.

2010: Spent his 2nd season at Iowa...Batted .248 (57-230) with 10 doubles, a triple, 2 homers and 26 RBI...Hit .274 (23-84) after the All-Star break, 41 points higher than .233 figure (34-146) in first half...Had a .996 fielding % in 66 games behind the plate with just one passed ball...Posted a .324 average (11-34) in June after hitting .182 (12-66) in May...On the DL with an injured left knee, Aug. 23-31.

2009: Earned Iowa's Most Valuable Player award after hitting career-high .326 (101-310) with 2 HR, 22 doubles, 3 triples, 37 runs and 48 RBI in 91 games in his Triple-A debut...Was the club's lone representative at the Triple-A All-Star Game...Had a .998 fielding % in 75 games behind the plate...Hit .336 (43-128) in his final 38 games before he left the club to represent Canada in Baseball's World Cup...Canada finished third in the World Cup, its best finish ever, in an event in which the U.S. beat Cuba in the championship.

2008: Was limited to just 49 games with Double-A Tennessee due to a stint on the disabled list...Batted .214 (34-159) with 5 doubles and 19 RBI...Was out, July 3-Sept. 5, with dehydration, his first career DL stint.

2007: Had a .989 fielding % in his first year at Double-A, cutting down 29 of 83 (34.9%) of attempted base stealers.

2006: Established career highs in games (107), hits (108), RBI (59), doubles (24), and home runs (3) while splitting the season with Lakeland and Daytona (both High-A)...Named to the Florida State League All-Star Game...Acquired by CHC from DET in exchange for Neifi Perez on Aug. 20...Named best catcher in the DET system by *Baseball America* prior to the season...Also played for Canada in the 2006 World Baseball Classic prior to the season, appearing in one of the club's 3 games.

2005: Combined to hit .248 (40-161) with 8 doubles, a triple, 2 homers and 19 RBI in 45 games with Oneonta (Short-A) and West Michigan (A)...Made his pro debut in the New York-Penn League on June 29 at Vermont.

PERSONAL/MISCELLANEOUS

Christopher James Robinson...Wife's name is Amy...Attended the University of Illinois, earning All-Big Ten Conference honors his junior season...Majors in sports management...Was first Canadian to play for Illinois in more than 20 years...Signed by Marty Miller (DET)...Previously selected by the Mets in 30th round of the 2002 June draft out of Lord Dorchester Secondary School (Ontario, Canada), but did not sign...Named Ontario Player of the Year and best catcher in Canada in 2001.

YEAR	CLUB	AVG	G	AB	R	H	2B	3B	HR	RBI	SH	SF	HBP	BB	IBB	SO	SB	CS	GDP	SLG	OBP
2005	Oneonta-1	.154	4	13	2	2	0	0	0	1	0	1	0	1	0	3	0	0	2	.154	.200
	West Michigan	.257	41	148	16	38	8	1	2	18	1	0	1	15	0	39	0	0	5	.365	.329
	Lakeland	.286	95	322	30	92	22	0	1	47	8	4	1	25	0	73	6	1	7	.363	.335
2006	Daytona-2	.356	12	45	2	16	2	0	2	12	1	0	1	1	0	16	1	0	0	.533	.383
	Tennessee	.263	89	289	29	76	18	0	1	27	7	2	1	21	1	69	3	0	14	.336	.313
2008	Tennessee	.214	49	159	13	34	5	0	1	19	1	1	4	12	2	36	0	1	6	.264	.284
2009	Iowa	.326	91	310	37	101	22	3	2	48	1	7	0	13	2	44	9	3	10	.435	.345
2010	Iowa	.248	67	230	15	57	10	1	2	26	6	2	1	17	0	34	1	0	12	.326	.300
2011	Iowa	.316	66	225	26	71	15	0	1	29	2	2	5	6	0	33	1	1	11	.396	.345
2012	Norfolk-3	.232	52	177	18	41	10	2	0	18	0	3	3	15	0	27	0	2	8	.311	.298
Minor Lg. Totals		.275	566	1918	188	528	112	7	12	245	27	22	17	126	5	377	21	8	75	.360	.322

1- Selected by Detroit in the 3rd round of the 2005 First Year Player Draft

2- Acquired by Chicago (NL) in exchange for Neifi Perez, August 20, 2006

3- Signed by the Orioles as a free agent, April 4, 2012

WORLD BASEBALL CLASSIC

YEAR	CLUB	AVG	G	AB	R	H	2B	3B	HR	RBI	SH	SF	HBP	BB	IBB	SO	SB	CS	GDP	SLG	OBP
2006	Canada	.000	1	1	0	0	0	0	0	0	0	0	0	0	0	0	0	0	0	.000	.000

ALL-TIME HR LEADERS AT CAMDEN YARDS

HR	Player	HR	Player	HR	Player
124	Rafael Palmeiro	68	NICK MARKAKIS	48	Albert Belle
91	Brady Anderson	64	Jay Gibbons	44	Jeff Conine
89	Melvin Mora	58	ADAM JONES	44	Aubrey Huff
85	Cal Ripken, Jr.	57	B.J. Surhoff	38	Tony Batista
73	Miguel Tejada	55	Harold Baines	38	BRIAN ROBERTS
71	Chris Hoiles	53	Luke Scott	37	Mike Bordick



Invitee

TRAYVON 25 ROBINSON

Trayvon Andrew Robinson

BATS	THROWS	HEIGHT	WEIGHT
SWITCH	RIGHT	5'10"	180

Born: September 1, 1987

2013 Opening Day Age: 25

Birthplace/Resides: Born in Los Angeles, CA...Resides in Phoenix, AZ

Contract Status: Signed through 2013

Major League Service: 127 days

Acquired: November 20, 2012; acquired by the Orioles from SEA in exchange for INF Robert Andino



OF

GAME HIGHS & STREAKS

HITS: 4, August 23, 2011 vs. Cleveland...**RUNS:** 2, five times, most recently September 27, 2012 vs. Los Angeles (AL)...

DOUBLES: 2, twice, most recently August 23, 2011 vs. Cleveland...**TRIPLES:** 1, August 13, 2011 vs. Tampa Bay...

HR: 1, five times, most recently September 28, 2012 vs. Oakland...**RBI:** 2, five times, most recently August 30, 2012 vs. Minnesota...

SB: 2, August 28, 2012...**WALKS:** 1, 22 times, most recently October 1, 2012 vs. Los Angeles (AL)...**HITTING**

STREAK: 4 games, twice, most recently September 4-7, 2011

2012 HIGHLIGHTS

- Appeared in 46 games with the Mariners, all coming from July 28-end of season, making 39 starts (all in LF)
- Set a club record with 10 putouts by a left fielder Aug. 20 vs. CLE
- Hit game tying solo home run on his 25th birthday, Sept. 1 vs. LAA
- Recorded 7 multi-hit games including a season-high 3 hits on Aug. 24 @CWS
- Recalled from AAA Tacoma July 23 (post-game)
- AAA Tacoma: Hit .265 (90-340) with 50 runs, 18 doubles, 2 triples, 9 home runs, 41 RBI, .740 OPS in 83 games
- AAA Tacoma: Made starts at all three outfield positions (CF - 60, LF - 18, RF - 5), recording 6 outfield assists
- Hit .281 (70-249) with 16 doubles, 1 triple, 7 home runs, 34 RBI, 15 steals in his final 62 games after starting the season hitting .220 (20-91) in his first 21 games

PRO CAREER

2011: Acquired by Seattle along with outfielder Chih-Hsien Chiang from BOS on July 31 in exchange for Erik Bedard (LHP) and Josh Fields (RHP)...Prior to trade with SEA, was traded to BOS from LAD in exchange for Tim Federowicz (CA), Stephen Fife (RHP) and Juan Rodriguez (RHP)...Appeared in only 3 games with AAA Tacoma before being recalled to Seattle on Aug. 5 (Cust DFA)...Made Major League debut Aug. 5 @LAA, while recording first career hit (a single in the 6th inning of Jered Weaver)...Went 1-for-3 and made a home run saving catch off the bat of Torii Hunter that was the No. 1 top play on ESPN's Sportscenter that night...Hit first Major League home run Aug. 6 @LAA (2nd MLB game) off Tyler Chatwood...Went 6-for-9 with 2 runs and 3 doubles in Aug. 23 doubleheader @CLE; tied Seattle DH record for hits (6) and doubles (3)...Began season with AAA Albuquerque, setting career-highs in home runs (26) and RBI (71)...Named AAA All-Star by *Baseball America*...Recorded pair of season-high 16-game hitting streaks with Albuquerque: April 12-30 (.385; 25-65, 13 R, 2B, 4 HR, 19 RBI) and May 27-June 14 (.394; 26-66, 11 R, 3 2B, 3B, 6 HR, 17 RBI).

2010: Appeared in career-high 120 games for AA Chattanooga...Amongst Southern League leaders, ranked 3rd in OBP (.404), SB (38) and walks (73) and 10th in average (.300)...Batted .319 (44-138) vs. LHP and .291 (86-296) vs. RHP...Selected as a Mid-Season Southern League All-Star, batting .297 (94-317) at the break...Southern League Hitter of the Week for May 24-30 (.286; 6-21, 3 HR, 5 RBI)...Won the June Dodger Pride Award for Chattanooga, hitting .370 (37-100) with 7 doubles...Rated by *Baseball America* as the #13 prospect in the Southern League...Also selected by the publication as the Dodgers #10 prospect heading into the 2011 season...Played for the Phoenix Desert Dogs in the Arizona Fall League (.250; 18-72, HR, 7 RBI)...Starting CF for the East Rising Stars in the AFL All-Star game.

2009: Batted a career-best .306 (144-470) with 15 home runs and 54 RBI in 117 games for A Inland Empire...Ranked 2nd in the California League in SB and 9th in average...Led club in runs (82), triples (9) and stolen bases (43)...Named to the Cal League Mid-Season All-Star team...Won two Dodger Pride Awards for Inland Empire for the months of April (.318, 3 HR) and July (.339, 14 SB)...Promoted to AA Chattanooga and hit .246 (14-57) with 2 home runs and 10 RBI in 19 games for the Lookouts...Played for the Peoria Javelinas in the Arizona Fall League...Selected to the 40-man roster on Nov. 18.

2008: Spent the entire season playing center field for A Inland Empire...Hit .276 (121-438) with 4 home runs, 20 doubles, 8 triples and 22 stolen bases in 112 games...Won the 2008 Dodger Pride Award for the month of July...Had strong finish to the season batting .304 (55-181) following the All-Star break.

2007: Became a switch-hitter for the first time (natural right-handed batter)...Spent season with Class-A Great Lakes in the Midwest League.

FRONT
OFFICE

ORIOLES
REACH

MANAGER &
COACHES

TRAYVON
ROBINSON

2013
IN REVIEW

OPPONENTS

MINOR
LEAGUES

RECORDS &
HISTORY

ORIOLE PARK

MEDIA



ROBINSON

2006: Spent majority of the season with the Gulf Coast League Dodgers...Also saw action in 3 games for the Vero Beach Dodgers in the Florida State League.

2005: Made his professional debut with the Gulf Coast League Dodgers and hit .296 (34-115) with 3 home runs in 40 games... Promoted to Ogden at the end of the GCL season and appeared in 8 games...Named by *Baseball America* as the Fastest Baserunner in the Dodger organization.

PERSONAL/MISCELLANEOUS

Trayvon Andrew Dwayne Robinson (TRAY-von)...Attended Crenshaw High School in Los Angeles, the same high school as former Major Leaguer Darryl Strawberry...Is an alumni of Major League Baseball's RBI program (Reviving Baseball in the Innercities) and took part in a 2007 baseball clinic at the Urban Youth Academy in Compton...Attended MLB's 2011 Rookie Career Development Program in New York.

YEAR	CLUB	AVG	G	AB	R	H	2B	3B	HR	RBI	SH	SF	HBP	BB	IBB	SO	SB	CS	GDP	SLG	OBP
2005	GCL Dodgers-1	.296	40	115	19	34	7	2	3	15	0	0	3	8	0	25	6	4	2	.470	.357
	Ogden	.217	8	23	2	5	0	0	1	2	0	0	0	0	0	9	0	0	0	.348	.217
2006	GCL Dodgers	.254	39	134	24	34	7	2	2	20	2	1	2	16	0	48	5	1	0	.381	.340
	Vero Beach	.400	3	5	1	2	0	0	0	1	0	0	0	0	0	2	1	0	0	.400	.400
2007	Great Lakes	.253	110	396	50	100	9	4	2	31	10	1	4	32	0	119	22	9	6	.311	.314
2008	Inland Empire	.276	112	439	67	121	20	8	4	42	8	5	4	33	0	104	22	12	5	.385	.328
2009	Inland Empire	.306	117	470	82	144	28	9	15	54	1	4	4	50	4	125	43	18	8	.500	.375
	Chattanooga	.246	19	57	8	14	1	2	2	10	3	0	0	10	0	18	4	2	3	.439	.358
2010	Chattanooga	.300	120	434	80	130	23	5	9	57	8	3	5	73	2	125	38	15	5	.438	.404
2011	Albuquerque	.293	100	368	70	108	9	6	26	71	0	0	3	45	2	122	8	6	4	.563	.375
	Tacoma-2	.111	3	9	1	1	0	0	0	0	0	0	0	3	0	4	1	0	0	.111	.333
2012	SEATTLE	.210	44	143	12	30	12	0	2	14	3	1	0	8	0	61	1	0	1	.336	.250
	Tacoma	.265	83	340	50	90	18	2	9	41	3	3	1	34	2	85	19	5	4	.409	.331
	SEATTLE	.221	46	145	16	32	4	1	3	12	4	0	1	14	1	43	6	3	2	.324	.294
Minor League Totals		.281	754	2790	454	783	122	40	73	344	35	17	26	304	10	786	169	72	37	.432	.355
American League		.215	90	288	28	62	16	1	5	26	7	1	1	22	1	104	7	3	3	.330	.272
ML TOTALS		.215	90	288	28	62	16	1	5	26	7	1	1	22	1	104	7	3	3	.330	.272

1- Selected by Los Angeles (NL) in the 10th round of the 2005 First Year Player Draft

2- Acquired by Seattle in a three-team trade with Los Angeles and Boston, July 31, 2011

FIELDING

OF	PCT	G	PO	A	E	DP
2011	.933	41	80	3	6	0
2012	.980	46	100	0	2	0
Totals	.958	87	180	3	8	0

ROBERTO CLEMENTE AWARD

Since 1971, Major League Baseball has annually presented an award that recognizes a player who best exemplifies the game of baseball through sportsmanship, community involvement and positive contributions to his team.

In 1973, following the tragic death of Roberto Clemente, the award was named to honor the man whose spirit and goodwill will always be remembered. The 12-time All-Star and Hall-of-Famer was killed in a plane crash in 1972 on his way to deliver food and medical supplies to earthquake victims of Nicaragua. The award recognizes those individuals who truly understand the value of helping others.

A panel of baseball dignitaries, including Vera Clemente and Commissioner Allan H. (Bud) Selig, annually selects the winner from a list of 30 candidates, one from each Major League club. These local winners are announced in September during Roberto Clemente Day. The winner of the National Roberto Clemente Award is announced during a pregame ceremony at the World Series. Past winners include Carlos Delgado, John Smoltz, Edgar Martinez, Jamie Moyer, Jim Thome, Curt Schilling, Al Leiter, Tony Gwynn, Willie Mays, Ozzie Smith and Cal Ripken Jr.

In 2012, Jim Johnson was the Orioles nominee for the Roberto Clemente Award. Johnson has been involved with multiple charities during his time with the Orioles. He works with the Miracle League of Manasota, an affiliate of the National Miracle League Association that joins more than 200 communities around the world to provide opportunities for disabled children to play baseball. The Manasota chapter is located in the Sarasota, Florida area, the Orioles' spring training home and Johnson's off-season residence. In 2011, Johnson started the Birdland Golf Classic event, which over the last two years has raised a total of \$50,000 that went directly to the Miracle League of Manasota.

In large part due to the success of the Classic (along with additional donations from the Baltimore Orioles and Pittsburgh Pirates), the Miracle League was able to open the first Miracle League Field in the Sarasota-Bradenton area last December with a groundbreaking ceremony which Johnson attended. Johnson also appeared at an Orioles-hosted clinic for children in the Miracle League as part of the new field dedication ceremony. The field features a flat rubberized surface to eliminate barriers and create a safe playing environment for players challenged with any form of special need.

Johnson's work with children with disabilities continues in the Baltimore community as well. Johnson is involved with the Challenger League in Maryland and Virginia. Earlier this season, he taught baseball to over 40 players from the Orioles Advocates Challenger League at Lake Waterford Park in Pasadena in a Fantasy Camp for Kids. The clinic provided Challenger Baseball players the opportunity to learn baseball skills from major league players. Each participant also received autographs, tickets to an Orioles game and a personalized Orioles jersey.

Johnson's efforts over the year have stretched beyond just children. For the second consecutive year the Orioles have hosted a group of wounded soldiers and other active military groups and their families in a catered private suite for each Orioles home Sunday game. Johnson got involved personally by contributing \$1,000 to the program for the second consecutive year, in addition to meeting with the soldiers on the field pre-game.



Invitee

EDUARDO

84 RODRIGUEZ

Eduardo Jose Rodriguez

BATS
LEFTTHROWS
LEFTHEIGHT
6'2"WEIGHT
200

Born: April 7, 1993

2013 Opening Day Age: 19

Birthplace/Resides: Born and resides in Valencia, VZ

Contract Status: Signed through 2013

Major League Service: None

Acquired: January 22, 2010; signed by the Orioles as a non-drafted free agent



LHP

2012 HIGHLIGHTS

- Allowed two or fewer earned runs in 16 of 22 starts for Class-A Delmarva
- Posted a 2.49 ERA in 10 starts before the All-Star break
- Led Delmarva pitchers (min. 9G) in ERA (3.70) and WHIP (1.24)
- Finished tied for the team lead in games started (22)
- Allowed season-high 7ER in 4.0IP in his final start of the season, August 29, pushing final ERA from 3.23 to 3.70
- Named the O's No. 5 prospect after the season by *Baseball America*

PRO CAREER

2011: Led the GCL Orioles in strikeouts (46) and was second in games started (10).

2010: Led the DSL Orioles with a 2.33 ERA (min. 5 starts) and 62 strikeouts...Struck out a career-best 11 batters June 12 against the DSL Cubs...Threw his first complete game shutout (5.0 innings) July 9 against the DSL Rockies.

PERSONAL/MISCELLANEOUS

Signed by the Orioles as a non-drafted free agent, January 22, 2010, by Calvin Maduro.

YEAR	CLUB	W	L	ERA	G	GS	CG	SHO	SV	IP	H	R	ER	HR	HB	BB	IBB	SO	WP	BK
2010	DSL Orioles-1	3	4	2.33	12	12	1	1	0	65.2	49	26	17	0	0	28	0	62	7	1
2011	Gulf Coast	1	1	1.81	11	10	0	0	1	44.2	28	17	9	0	2	17	0	46	1	1
	Aberdeen	0	0	6.75	1	1	0	0	0	4.0	6	3	3	1	0	1	0	4	1	0
2012	Delmarva	5	7	3.70	22	22	1	0	0	107.0	103	56	44	4	5	30	0	73	2	2
	Minor Lg. Totals	9	12	2.97	46	45	2	1	1	221.1	186	102	73	5	7	76	0	185	11	4

1- Signed by the Orioles as a non-drafted free agent, January 22, 2010

MOST SAVES BY ROOKIE PITCHERS

Only 14 pitchers have recorded 25 or more saves in their rookie season, including two Orioles.

SV	Pitcher	Team	Year	SV	Pitcher	Team	Year
46	Craig Kimbrel	ATL	2011	30	Kerry Ligtenberg	ATL	1998
40	Neftali Feliz	TEX	2010	29	Rich Loiselle	PIT	1997
37	Kaz Sasaki	SEA	2000	27	Gregg Olson	BAL	1989
36	Todd Worrell	STL	1986	27	Mike MacDougal	KC	2003
35	Jonathan Papelbon	BOS	2006	26	Andrew Bailey	OAK	2009
32	Jordan Walden	LAA	2011	26	Lance Carter	TB	2003
31	Billy Koch	TOR	1999	25	Jorge Julio	BAL	2002

Invitee

NIUMAN ROMERO⁶⁹

Niuman Jose Romero



INF

BATS	THROWS	HEIGHT	WEIGHT
SWITCH	RIGHT	6'0"	160

Born: January 24, 1985
2013 Opening Day Age: 28
Birthplace/Resides: Born in Barcelona, VZ...Resides in Anzoategui, VZ
Contract Status: Signed through 2013
Major League Service: 35 days
Acquired: December 14, 2012; signed by the Orioles as a minor league free agent

GAME HIGHS & STREAKS

HITS: 1, twice, most recently October 4, 2009 vs. Boston...**RUNS:** 1, three times, most recently July 3, 2010 vs. Baltimore...
WALKS: 1, September 23, 2009 vs. Detroit...**HITTING STREAK:** 1, twice, most recently October 4, 2009

2012 HIGHLIGHTS

- Spent the season with Double-A Erie in the DET system, batting .300/.367/.421 in 135 games
- Posted the 5th-best average in DET's system
- Was among Eastern League leaders in: AVG (9th, .300); AB (3rd, 523); H (2nd, 157); TB (T-4th, 220) and PA/K ratio (4th, 9.12)
- Finished among Erie leaders in: SB (1st, 19); R (T-1st, 73); 3B (T-1st, 4); 2B (T-2nd, 28); G (2nd, 135) and RBI (2nd, 67)
- Batted .345/.401/.534 in 116 AB with RISP (55 RBI)
- Hit 8 of his 9 HR vs. RHP (.421 SLG in 399 AB)
- Batted .352/.409/.500 in 65 home games
- Hit .323/.388/.457 in 328 AB before the All-Star break
- Batted .268/.333/.377 with 4 home runs and 30 RBI in 61 games for Caribes de Anzoategui in the Venezuelan Winter League

PRO CAREER

2011: Signed by TOR as a minor league free agent on February 15...Acquired by PHI from TOR on May 20...Released by PHI on July 14...Signed by NYM as a minor league free agent on July 15...Batted .276 (53-192) with 11 doubles, four home runs and 17 RBI in 60 games with Anzoategui in the Venezuelan Winter League following the season.
2010: Acquired by BOS from CLE on April 30...Hit .242 (40-165) with four doubles, a triple, two home runs and 12 RBI in 59 games with Anzoategui in the Venezuelan Winter League following the season.
2009: Made his major league debut as a pinch-hitter on September 8 vs. TEX...Collected his first major league hit on September 12 vs. KC, an infield single off Bruce Chen...Batted .287 (27-94) with three doubles, a home run and 10 RBI in 33 games with Anzoategui in the Venezuelan Winter League following the season.
2008: Tabbed the Carolina League Player of the Week, July 7-13 after batting .444 (12-27) with six doubles and two RBI in seven games...Hit .276 (29-105) with a double and eight RBI in 36 games with Anzoategui in the Venezuelan Winter League following the season.
2007: Saw action in five games with Anzoategui in the Venezuelan Winter League following the season.
2006: Topped all South Atlantic League shortstops with a .966 fielding %...Saw action in 19 games with Oriente in the Venezuelan Winter League following the season.
2005: Tied for 4th in the Appalachian League with 31 walks.
2004: Played in the Venezuelan and Dominican Summer Leagues.
2003: Played in the Venezuelan and Dominican Summer Leagues.
2002: Signed by Cleveland as a non-drafted free agent on October 28.

PERSONAL/MISCELLANEOUS

Originally signed by Cleveland as a non-drafted free agent, November 20, 2002.



YEAR	CLUB	AVG	G	AB	R	H	2B	3B	HR	RBI	SH	SF	HBP	BB	IBB	SO	SB	CS	GDP	SLG	OBP
2003	VSL Indians-1	.222	49	162	22	36	8	1	2	17	2	1	7	27	0	27	6	2	8	.321	.355
2004	DSL Indians	.258	66	236	47	61	12	4	2	39	1	4	4	39	2	39	17	7	9	.369	.367
2005	Burlington	.275	63	218	33	60	12	2	2	29	3	1	4	31	1	45	6	6	5	.376	.374
2006	Lake County	.228	114	412	45	94	11	1	2	36	9	3	1	55	0	83	10	8	13	.274	.318
2007	Kinston	.350	12	40	5	14	2	0	0	6	0	1	0	4	0	9	1	0	0	.400	.400
	Lake County	.209	69	215	31	45	10	2	1	24	2	3	5	44	0	45	3	1	6	.288	.352
2008	Kinston	.296	108	395	64	117	22	1	6	53	4	5	2	34	1	55	10	4	8	.403	.351
2009	Akron	.209	38	115	13	24	4	0	0	8	4	1	2	12	0	19	3	1	7	.243	.292
	Columbus	.254	81	252	34	64	10	1	1	27	6	3	2	21	0	27	10	4	6	.313	.313
	CLEVELAND	.143	10	14	2	2	0	0	0	0	0	0	0	1	0	5	0	0	0	.143	.200
2010	Pawtucket-2	.246	99	350	42	86	14	0	3	20	8	0	3	32	0	57	14	6	8	.311	.314
	BOSTON	.000	2	4	1	0	0	0	0	0	0	0	0	0	0	0	0	0	0	.000	.000
2011	Las Vegas-3	.160	8	25	1	4	0	0	0	1	1	0	0	2	0	9	2	0	0	.160	.222
	Reading-4	.239	34	109	10	26	3	0	0	11	5	3	2	11	0	25	4	2	0	.266	.312
	Lehigh Valley	.000	1	1	0	0	0	0	0	0	0	0	0	0	0	1	0	0	0	.000	.000
	Binghamton-5	.243	32	103	13	25	2	1	0	12	2	1	0	8	0	24	2	1	0	.282	.295
2012	Erie-6	.300	135	523	73	157	28	4	9	67	5	6	5	54	0	65	19	5	19	.421	.367
	Minor Lg. Totals	.258	909	3156	433	813	138	17	28	349	52	32	37	374	4	530	107	47	89	.339	.340
	American League	.111	12	18	3	2	0	0	0	0	0	0	0	1	0	5	0	0	0	.111	.158
	ML TOTALS	.111	12	18	3	2	0	0	0	0	0	0	0	1	0	5	0	0	0	.111	.158

1- Signed by Cleveland as a non-drafted free agent, November 20, 2002

2- Purchased by Boston, May 1, 2010

3- Signed by Toronto as a free agent, March 1, 2011

4- Purchased by Philadelphia, May 20, 2011

5- Signed by New York (NL) as a free agent, July 16, 2011

6- Signed by Detroit as a free agent, January 10, 2012

FIELDING

1B	PCT	G	PO	A	E	DP
2009	1.000	1	7	0	0	0
2010	1.000	1	4	1	0	0
Totals	1.000	2	11	1	0	0

2B	PCT	G	PO	A	E	DP
2010	-	1	0	0	0	0
Totals	-	1	0	0	0	0

SS	PCT	G	PO	A	E	DP
2009	1.000	4	1	6	0	1
Totals	1.000	4	1	6	0	1

3B	PCT	G	PO	A	E	DP
2009	-	1	0	0	0	0
Totals	-	1	0	0	0	0



Invitee

ADAM

61 RUSSELL

Adam William Russell

BATS
RIGHT

THROWS
RIGHT

HEIGHT
6'8"

WEIGHT
250

Born: April 14, 1983
2013 Opening Day Age: 29
Birthplace/Resides: Born in N. Olmstead, OH...
Resides in Westlake, OH
Contract Status: Signed through 2013
Major League Service: 1 years, 135 days
Acquired: December 5, 2012; signed by the Orioles as a minor league free agent



RHP

GAME HIGHS & STREAKS

LONGEST RELIEF OUTING: 3.0 innings, August 9, 2008 vs. Boston...**STRIKEOUT HIGH:** 4, August 14, 2008 vs. Kansas City...**WALK HIGH:** 3, July 6, 2011 vs. Minnesota...**HR ALLOWED:** 1, three times, most recently July 4, 2011 vs. Minnesota...**WINNING STREAK:** 6 games, July 1, 2008-September 13, 2009...**LOSING STREAK:** 2 games, April 22-current



RUSSELL

2012 HIGHLIGHTS

- Released by ATL on July 20 and signed as a free agent with LAA on August 1
- Was 3-0 with one save and a 2.45 ERA (11.0IP, 3ER) in April with Triple-A Gwinnett
- Did not allow a run in his first five outings with Gwinnett (6.0IP)
- Struck out a season-high five on April 6 against Durham
- Held opponents scoreless in seven of his first nine appearances with Triple-A Salt Lake

PRO CAREER

2011: Made his first Opening Day roster with TB and made a career-high 36 relief appearances...Did not allow a run in 11 straight outings, May 21-June 15...Held lefties to a .135 (5-37) average...Allowed 55 percent (12-22) of inherited runners to score, the highest rate of any Major League pitcher with at least 30.0IP...Owned a 1.80 ERA (20.0IP, 4ER) at home with TB... Designated for assignment on July 18, cleared waivers and was outrighted to Durham, where he spent the remainder of the season.

2010: Was one of SD's final cuts out of spring training, missing out on the final spot in the bullpen to Cesar Ramos...Did not allow a run in five road appearances with SD...10 of his 12 appearances were scoreless...Did not allow a run in his first five outings (7.2IP)...Held lefties to a .143 (3-21) average...Was 12-for-12 in save opportunities in 20 appearances for Portland after the All-Star break.

2009: Made 15 relief appearances for SD after being acquired on July 31 from CWS with three other pitchers in exchange for Jake Peavy...Went 2-2 with nine saves and a 3.56 ERA in 43 relief appearances between Triple-A Charlotte and Triple-A Portland...Had eight straight scoreless appearances (6.1IP) for Portland, August 28-September 13.

2008: Made his Major League debut, June 17 vs. PIT and threw a perfect inning...Had three separate stints with CWS...Retired Jose Bautista for his first strikeout...Entered the season ranked by *Baseball America* as the #9 prospect in the White Sox farm system...Made the ALDS roster for Chicago vs. TB but did not make an appearance.

2007: Moved from the starting rotation to the bullpen on July 21...Was rated by *Baseball America* as the #7 prospect and as having the best fastball in the White Sox organization.

2006: Went a combined 10-6 with a 3.43 ERA over 27 starts between Single-A Winston-Salem and Double-A Birmingham... Promoted to Birmingham on July 12.

2005: Ranked 8th among White Sox minor leaguers in ERA (3.78).

2004: Made professional debut with Great Falls of the Pioneer League and was promoted to Single-A Kannapolis after four starts.

PERSONAL/MISCELLANEOUS

Selected by the White Sox in the 6th round of the 2004 First Year Player Draft...Originally selected by the Marlins in the 26th round of the 2001 First Year Player Draft but did not sign.

YEAR	CLUB	W	L	ERA	G	GS	CG	SHO	SV	IP	H	R	ER	HR	HB	BB	IBB	SO	WP	BK
2004	Great Falls-1	4	0	2.37	15	4	0	0	0	38.0	31	11	10	2	0	18	0	33	0	0
	Kannapolis	0	2	9.00	2	2	0	0	0	10.0	18	11	10	3	1	7	0	3	1	0
2005	Kannapolis	9	7	3.78	24	24	0	0	0	126.1	116	61	53	10	6	55	0	82	5	0
2006	Winston-Salem	7	3	2.66	17	17	0	0	0	94.2	80	35	28	5	7	39	0	61	4	0
	Birmingham	3	3	4.75	10	10	0	0	0	55.0	59	33	29	5	3	19	0	47	3	1
2007	Birmingham	9	11	4.80	38	20	0	0	1	138.2	159	81	74	8	6	58	0	95	3	0
2008	Charlotte	3	2	2.89	25	0	0	0	0	37.1	28	13	12	3	1	19	0	28	2	0
	CHICAGO (AL)	4	0	5.19	22	0	0	0	0	26.0	30	15	15	1	2	10	1	22	3	0
2009	Charlotte	2	2	3.20	34	0	0	0	5	56.1	39	20	20	5	3	18	1	51	2	0
	Portland-2	0	0	5.25	9	0	0	0	4	12.0	12	7	7	1	0	6	0	7	1	0
2010	SAN DIEGO	3	1	3.65	15	0	0	0	0	12.1	13	6	5	0	0	11	0	14	0	0
	Portland	4	9	4.88	50	0	0	0	14	51.2	58	30	28	4	3	32	3	51	4	0
2011	SAN DIEGO	0	0	4.02	12	0	0	0	0	15.2	14	8	7	0	0	5	0	18	1	0
	Durham-3	0	1	4.24	15	0	0	0	1	17.0	14	8	8	2	0	12	0	14	0	0
2012	TAMPA BAY	1	2	3.03	36	0	0	0	0	32.2	31	13	11	2	3	20	1	13	1	0
	Gwinnett-4	3	3	7.28	31	0	0	0	1	38.1	52	34	31	1	1	26	2	37	2	0
	Arkansas-5	0	0	0.00	1	0	0	0	0	1.0	0	0	0	0	0	0	0	3	0	0
	Salt Lake	0	0	6.75	12	0	0	0	0	10.2	14	9	8	1	3	8	0	9	1	0
Minor Lg. Totals		44	43	4.17	283	77	0	0	26	687.0	680	353	318	50	34	317	6	521	28	1
American League		5	2	3.99	58	0	0	0	0	58.2	61	28	26	3	5	30	2	35	4	0
National League		3	1	3.86	27	0	0	0	0	28.0	27	14	12	0	0	16	0	32	1	0
ML TOTALS		8	3	3.95	85	0	0	0	0	86.2	88	42	38	3	5	46	2	67	5	0

1- Selected by Chicago (AL) in the 6th round of the 2004 First Year Player Draft

2- Acquired by San Diego with three other players in exchange for Jake Peavy, July 31, 2009

3- Acquired by Tampa Bay with three other players in exchange for Jason Bartlett, December 17, 2010

4- Signed by Atlanta as a free agent, November 22, 2011

5- Signed by Los Angeles (AL) as a free agent, August 1, 2012



FIELDING

P	PCT	G	PO	A	E	DP
2008	1.000	22	0	5	0	0
2009	1.000	15	0	2	0	0
2010	.000	12	0	0	1	0
2011	1.000	36	1	4	0	0
Totals	.923	85	1	11	1	0

FRONT
OFFICE

ORIOLES
REACH

MANAGER &
COACHES

DANIEL
SCHLERETH

2013
IN REVIEW

OPPONENTS

MINOR
LEAGUES

RECORDS &
HISTORY

ORIOLE PARK

MEDIA



Invitee

DANIEL

55SCHLERETH

Daniel Robert Schlereth

BATS
LEFT

THROWS
LEFT

HEIGHT
6'0"

WEIGHT
210

Born: May 9, 1986
2013 Opening Day Age: 26
Birthplace/Resides: Born in Anchorage, AK...Resides in Lone Tree, CO
Contract Status: Signed through 2013
Major League Service: 2 years, 111 days
Acquired: December 19, 2012; signed by the Orioles as a minor league free agent



LHP

GAME HIGHS & STREAKS

LONGEST RELIEF OUTING: 3.1 innings, October 3, 2010 vs. Baltimore...**STRIKEOUT HIGH:** 4, twice, most recently October 3, 2010 vs. Baltimore...**WALK HIGH:** 3, June 20, 2011 vs. Los Angeles (NL)...**HR ALLOWED:** 2, June 28, 2011 vs. New York (NL)...**WINNING STREAK:** 3 games, September 26, 2009-October 3, 2010...**LOSING STREAK:** 4 games, June 2-September 13, 2009.

2012 HIGHLIGHTS

- Made the Tigers Opening Day roster out of Spring Training, appearing in six games with the club before landing on the DL for the remainder of the season on April 21 with left shoulder tendinitis
- Assigned to Single A Lakeland on an injury rehabilitation assignment on August 3
- Compiled a 1.13 ERA (8.0IP, ER) and nine strikeouts in eight outings (six starts) with Lakeland
- Had his injury rehabilitation assignment transferred from Lakeland to Triple A Toledo on August 25 (15-86)...
- Had a 1.85 ERA (24.1IP, 5ER) in 26 road appearances...Was 2-1 with a 1.93 ERA (23.1IP, 5ER) in 20 games after the All-Star break.
- Posted a 10.80 ERA (1.2IP, 2ER) in three appearances with the Mud Hens

PRO CAREER

2011: Made Tigers' Opening Day roster out of Spring Training for the first time in his career...Compiled a 2.08 ERA (8.2IP, 2ER) in 10 appearances in April...Optioned to Triple-A Toledo on June 29...Held opponents scoreless in seven of his eight outings with the Mud Hens before being recalled for the remainder of the season on July 29...Did not allow a run in 10 straight games (9.2IP) from August 23-September 20...Had a 1.42 ERA (6.1IP, ER) in seven September outings...Held lefties to a .174 average (15-86)...

2010: Did not allow a run in eight straight games with Triple-A Toledo, April 27-May 19, striking out 16 in 10.2IP...Compiled a 1.46 ERA (12.1IP, 2ER) in eight April appearances...Recalled by the Tigers on July 2...Optioned back to Toledo on July 17 and compiled a 1.26 ERA (14.1IP, 2ER) in 10 outings with the Mud Hens before being recalled for the remainder of the season on August 16...Struck out a career-high four on August 17 @NYY and on October 3 @BAL...Did not allow a run over his final eight outings of the season (9.2IP), September 5-October 3...Recorded his first Major League SV, September 19 @CWS...Pitched a career-high 3.1 innings of relief on October 3 @BAL...Compiled a 1.08 ERA (8.1IP, ER) in eight home games for DET.

2009: Compiled a 0.82 ERA (11.0IP, ER) in nine outings with Double-A Mobile in May...Made his Major League debut with Arizona on May 29 vs. ATL and tossed a scoreless inning of relief...Was sidelined, June 23-August 2, with a right rib cage



SCHLERETH

contusion...Earned his first Major League win on September 26 vs. SD, tossing a scoreless inning of relief...Acquired by the Tigers along with Max Scherzer from ARI on December 9 in exchange for Edwin Jackson and Ian Kennedy...Named the 5th-best prospect in the Tigers organization and 19th-best prospect in the Southern League following the season by *Baseball America*.
2008: Named the 3rd-best prospect in the Diamondbacks organization following the season by *Baseball America*.

PERSONAL/MISCELLANEOUS

He and his wife Bree reside in Lone Tree, CO during the off-season...Selected by ARI in the 1st round (26th overall) of the 2008 First Year Player Draft...His father Mark played 12 seasons in the NFL as an offensive lineman with the Washington Redskins and Denver Broncos, playing on three Super Bowl champions...Mark is currently an NFL analyst for ESPN...Underwent left elbow reconstruction surgery following his senior year at Highlands Ranch High School in Colorado in 2004 forcing him to take a medical redshirt in 2005...Posted a 3-1 record, 4.56 ERA (47.1IP, 24ER), seven saves and 64 strikeouts in 23 games as a freshman at the University of Arizona in 2006...Finished 3-1 with a 2.68 ERA (37.0IP, 11ER), eight saves and 47 strikeouts in 24 appearances (one start) during his sophomore season at the University of Arizona in 2007...Selected by Oakland in the 8th round of the June 2007 draft, but he did not sign...Compiled a 2-0 record, 1.81 ERA (54.2IP, 11ER), a save and 76 strikeouts in 34 outings as a junior at the University of Arizona in 2008.

YEAR	CLUB	W	L	ERA	G	GS	CG	SHO	SV	IP	H	R	ER	HR	HB	BB	IBB	SO	WP	BK
2008	Missoula-1	0	0	0.00	3	0	0	0	0	3.0	3	1	0	0	0	2	0	6	1	0
	South Bend	1	0	2.00	7	0	0	0	0	9.0	3	2	2	0	0	4	0	14	1	0
2009	Mobile	0	0	1.01	21	0	0	0	4	26.2	14	3	3	1	1	16	0	39	3	0
	Reno	0	0	0.00	1	0	0	0	0	1.0	1	0	0	0	1	1	0	1	0	0
	ARIZONA	1	4	5.89	21	0	0	0	0	18.1	15	13	12	1	1	15	1	22	4	0
2010	Toledo-2	1	3	2.37	38	0	0	0	0	49.1	40	17	13	0	2	34	2	60	4	0
	DETROIT	2	0	2.89	18	0	0	0	1	18.2	20	7	6	2	1	10	3	19	1	0
2011	Toledo	1	0	0.77	8	0	0	0	0	11.2	6	1	1	0	0	5	1	18	1	0
	DETROIT	2	2	3.49	49	0	0	0	0	49.0	36	20	19	6	5	31	3	44	6	0
2012	Lakeland	0	0	1.13	8	6	0	0	0	8.0	6	1	1	0	0	7	1	9	1	0
	Toledo	0	0	10.80	3	0	0	0	0	1.2	3	2	2	0	0	4	0	2	2	0
	DETROIT	0	0	10.29	6	0	0	0	0	7.0	14	10	8	3	0	5	2	6	1	0
Minor Lg. Totals		3	3	1.80	89	6	0	0	4	110.1	76	27	22	1	4	73	4	149	13	0
American League		4	2	3.98	73	0	0	0	1	74.2	70	37	33	11	6	46	8	69	8	0
National League		1	4	5.89	21	0	0	0	0	18.1	15	13	12	1	1	15	1	22	4	0
ML TOTALS		5	6	4.36	94	0	0	0	1	93.0	85	50	45	12	7	61	9	91	12	0

1- Selected by Arizona in the 1st round (#26 overall) in the 2008 First Year Player Draft

2- Acquired by Detroit in a three-team trade with New York (AL) and Arizona, December 8, 2009

DIVISION SERIES

YEAR	CLUB	W	L	ERA	G	GS	CG	SHO	SV	IP	H	R	ER	HR	HB	BB	IBB	SO	WP	BK
2011	DET vs. NYY	0	0	10.80	2	0	0	0	0	1.2	4	2	2	0	0	0	0	4	1	0

CHAMPIONSHIP SERIES

YEAR	CLUB	W	L	ERA	G	GS	CG	SHO	SV	IP	H	R	ER	HR	HB	BB	IBB	SO	WP	BK
2011	DET vs. TEX	0	0	INF	1	0	0	0	0	0.0	1	1	1	0	0	0	0	0	0	0

FIELDING

P	PCT	G	PO	A	E	DP
2009	1.000	21	1	1	0	0
2010	-	18	0	0	0	0
2011	.900	49	3	6	1	0
2012	-	6	0	0	0	0
Totals	.917	94	4	7	1	0

FRONT
OFFICE

ORIOLES
REACH

MANAGER &
COACHES

DANIEL
SCHLERETH

2013
IN REVIEW

OPPONENTS

MINOR
LEAGUES

RECORDS &
HISTORY

ORIOLE PARK

MEDIA



JONATHAN 37 SCHOOP

Jonathan Rufino Jezus Schoop

BATS
RIGHT

THROWS
RIGHT

HEIGHT
6'2"

WEIGHT
210

Born: October 16, 1991

2013 Opening Day Age: 21

Birthplace/Resides: Born and resides in Willemstad, Curacao

Contract Status: Signed through 2013

Major League Service: None

Acquired: August 20, 2008; signed by the Orioles as a non-drafted free agent



INF

2012 HIGHLIGHTS

- Had his first exposure to Double-A, spending the entire season with Bowie
- Led team in home runs (14) and at-bats (485)
- Was 2nd in games played (124), hits (119), runs (68), and total bases (187)
- Was 3rd in doubles (24) and RBI (56)
- Tied career-high with two homers June 24
- Tied career-high with four RBI on June 24 and July 13
- Named the #3 prospect in the O's organization after the season by *Baseball America*
- Also named Best Power Hitter and Best Infield Arm in the O's system by *Baseball America*

PRO CAREER

2011: Was named the Orioles Brooks Robinson Minor League Player of the Year for his time in Single-A Delmarva and Frederick...Named the #3 O's prospect and #82 overall prospect in baseball after the season by *Baseball America*...Hit a combined .290 with 13 home runs, 71 RBI and a .781 OPS in 128 games (Delmarva 51 and Frederick 77)...He was named the Orioles Minor League Player of the Month for August, the Carolina League Player of the Week August 8-14, and was selected to play in the Futures Game in Arizona as the Orioles' representative on the World Team...In the Carolina League Playoffs, Schoop was 11-for-35 (.314) with 11 hits and six runs scored.

2010: Led the GCL Orioles with three home runs and was second with 16 RBI despite playing just 17 games with the club...Drove in a career-high four runs June 24 against the GCL Red Sox...Was promoted to Bluefield on July 17...Hit .318 (28-88) with nine doubles, a triple, two home runs, 12 RBI, a .381 OBP and a .511 SLG in 26 games in August...Matched a career-high with four hits August 30 at Johnson City...Was promoted to Frederick on September 1...Went 3-5 with a pair of doubles, two runs scored and two RBI in his final game of the season September 6 at Wilmington...Was named the 10th best prospect in the Orioles organization by *Baseball America* following the 2010 season.

2009: Had a career-high four hits on July 17...Hit safely in final four games of the season, batting .533 (8-15) with two doubles and two RBI.

PERSONAL/MISCELLANEOUS

Signed by the Orioles as a non-drafted free agent, August 20, 2008...Signed by Ernst Meyer...Played on the Little League World Series championship team from Willemstad, Curacao in 2004, recording the save in the finale against Thousand Oaks, Ca.

YEAR	CLUB	AVG	G	AB	R	H	2B	3B	HR	RBI	SH	SF	HBP	BB	IBB	SO	SB	CS	GDP	SLG	OBP
2009	DSL Orioles-1	.239	68	247	28	59	7	3	0	35	6	1	6	24	0	39	11	3	7	.291	.320
2010	Gulf Coast	.250	17	60	11	15	4	0	3	16	0	2	1	7	1	7	0	0	0	.467	.329
	Bluefield	.316	39	133	16	42	11	1	2	16	3	0	0	12	0	14	1	1	6	.459	.372
	Frederick	.238	6	21	5	5	3	0	0	3	0	0	0	1	0	4	0	0	2	.381	.273
2011	Delmarva	.316	51	212	45	67	12	3	8	34	1	3	2	20	0	32	6	4	13	.514	.376
	Frederick	.271	77	299	37	81	12	2	5	37	4	0	4	22	1	44	6	3	4	.375	.329
2012	Bowie	.245	124	485	68	119	24	1	14	56	6	5	9	50	1	103	5	3	12	.386	.324
	Minor Lg. Totals	.266	382	1457	210	388	73	10	32	197	20	11	22	136	3	243	29	14	44	.396	.336

1- Signed by the Orioles as a non-drafted free agent, August 20, 2008

FRONT
OFFICE

ORIOLES
REACH

MANAGER &
COACHES

JONATHAN
SCHOOP

2013
IN REVIEW

OPPONENTS

MINOR
LEAGUES

RECORDS &
HISTORY

ORIOLE PARK

MEDIA



PEDRO STROP⁴⁷

Pedro Angel Strop

BATS RIGHT	THROWS RIGHT	HEIGHT 6'0"	WEIGHT 215
----------------------	------------------------	-----------------------	----------------------

Born: June 13, 1985
2013 Opening Day Age: 27
Birthplace/Resides: Born and resides in San Cristobal, DR
Contract Status: Signed through 2012
M.L. Service: 1 year, 156 days
Acquired: September 1, 2011; claimed off waivers from Texas

RHP

GAME HIGHS & STREAKS

LONGEST RELIEF OUTING: 2.0 innings, six times, most recently May 6, 2012 at Boston ...**STRIKEOUT HIGH:** 4, April 22, 2012 vs. Angels...**WALK HIGH:** 3, August 31, 2009 vs. Toronto...**HR ALLOWED:** 1, four times, most recently September 8, 2012 vs. Yankees...**WINNING STREAK:** 3 games, April 16-29, 2012...**LOSING STREAK:** 1 game, three times, most recently May 26, 2012

2012 HIGHLIGHTS

- Made the Opening Day roster and spent the majority of the season as the O's primary 8th inning set-up man
- Set career-highs in W (5), G (70), SV (3), IP (66.1), K (58)
- Had 24 holds and posted a 2.44 ERA (66.1IP, 18ER) in 70 appearances
- Had scoreless streaks of 13 games (4/24-5/22; 14.2IP) and 17 games (7/5-8/15; 16.1IP)
- Posted a 1.67 ERA (37.2IP, 7ER) in 36 games before the All-Star break and a 3.45 mark (28.2IP, 11ER) in 34 appearances in the second half
- Posted an 8.38 ERA (9.2IP, 9ER, 10BB, 10K) in his final 15 games, beginning 8/27...Led AL relievers with 37BB
- Pitched to a 0.59 ERA (30.1IP, 2ER) in 33 games on zero or one day of rest and a 4.00 ERA (36.0IP, 16ER) in his other 37 games
- Earned first career saves this season: 4/24 & 25 vs. TOR and 5/18 @WAS...Struck out career-high 4, 4/22 vs. LAA
- Made 2 scoreless appearances in the ALDS vs. NYY, picking up the win in G4 (2.0IP)

PRO CAREER

2011: Claimed off waivers from TEX, September 1...Went 2-0 with a 0.73 ERA (12.1IP, ER, 3BB, 12K) in 12 games for the O's... Did not allow a run in his first nine games with Baltimore, September 3-22 (8.2IP)...Made his O's debut, September 3 @TB... Collected first ML win, September 7 @NYY...Earned second win, September 24 @DET, tossing career-high 2.0 innings...Held lefties to a .105 average (2-19) and .348 OPS with the O's...Was 0-1 with a 3.72 ERA (9.2IP, 4ER) in 11 games for Texas, April 2-May 3...Was 4-4 with 11 SV (13 opps) for AAA Round Rock in 39 games (3.59 ERA).

2010: Did not factor in a decision in 15 appearances for Texas, posting a 10.13 ERA...(10.2 IP, 12ER) in 15 relief outings... Big league opponents batted .362 (17-47) with two home runs, 11 walks and 11 strikeouts...Had five stints with Texas: May 15, June 1-4, July 1-9, Aug. 14-17, and September 1-end of season...Allowed runs in six of 15 outings, including a season-high five runs in 1.1 innings August 17 at Tampa Bay...Allowed a run in four straight appearances September 11-27...Was not included on any of the Rangers' postseason rosters...AT OKLAHOMA CITY: Went 1-2 with 13 saves and a 1.91 ERA (9 ER/42.1 IP) in 39 relief appearances for Oklahoma City (AAA), holding opponents to a .203 (32-158) average with one home run, 14 walks, and 57 strikeouts...Was his first full season at the Triple-A level...Was named a Pacific Coast League All-Star, but was unable to be at the Triple-A contest on July 14 at Allentown, Pa. following a recent stint in the big leagues...Left-handers hit .235 (16-68) with right-handers at .178 (16-90)...Allowed a home run in his first outing of the season on April 8 vs. Albuquerque, taking a blown save in eventual 13-inning loss, but did not permit a long ball in final 38 games and 41.1 innings for OKC...Was 13-for-17 (76.5%) in save chances, allowing 11 of 22 inherited runners to score...Over his first 19 appearances with OKC, had a 1.52 ERA (23.2 IP, 4ER) with nine walks and 28 strikeouts...Over his next five outings from June 15-28, prior to a stint with Texas, allowed five runs in 5.1 innings to raise season figure to 2.79...Over final 15 outings beginning July 15, did not allow an earned run in 13.1 innings (1 R-0 ER, 4 BB, 24 SO)...Opponents batted .183 (9-49) in that stretch, as Strop struck out 24 of the 53 batters faced in that span (45.3%)...Was with Rangers in September and thus did not appear for OKC in playoffs...WINTER BALL: Made five appearances in November for Cibao in the Dominican Winter League, allowing three runs in 4.1 innings.

2009: Combined to go 6-6, 5.06 (36 ER/64.0 IP) with five saves in 47 relief appearances for Frisco (AA) and Oklahoma City... Opened the season with the RedHawks, producing a 10.61 ERA (11 ER/9.1 IP) in eight games...Assigned to Frisco May 4...Tied for RoughRiders' team lead in appearances (36) and was third in saves (4)...Allowed 11 runs in 5.1 innings in first five outings before posting a 2.74 ERA (14 ER/46.0 IP) in final 31 appearances...Worked 11.1 scoreless innings in final seven contests for Frisco with two wins and two saves...Was promoted to Oklahoma City on Aug. 17 and did not allow a run in 3.1 innings over



three games to extend his scoreless innings streak to 14.2 innings in 10 appearances...Held opponents to a .122 (6-49) average in that span with two walks and 12 strikeouts...Was purchased by Texas on Aug. 27 and issued runs in 3-of-7 relief appearances the rest of the year...Retired all three batters faced in 8th inning in ML debut on Aug. 28 at Minnesota, fanning 2009 A.L. batting champion Joe Mauer as first ML batter...Fanned 9-of-30 total batters faced (30.0%) with two strikeouts three times...First batters were 0-for-6 with a walk and four strikeouts...Left-handers were just 2-for-13 (.154) with no walks...Had a 1.69 ERA in five appearances for Gigantes in Dominican Winter League.

2008: Began season at Colorado's Tulsa (AA) club...Posted a 2.57 ERA and converted all three save opportunities in seven appearances with the Drillers...Did not allow a run in final six appearances (6.0 IP)...Was placed on the disabled list April 22 with right elbow fracture and missed the rest of the season...Was designated for assignment and taken off the Rockies' 40-man roster on Sept. 12...Was released by Colorado on Sept. 23.

2007: Led Modesto (High-A) in games finished (25) and finished second in saves (7)...Fanned 75 batters in just 54.2 innings...Held opponents at a .215 batting average with lefties at .202...Missed final two weeks of the season with a right elbow strain...Following the year, he was ranked by *Baseball America* as Colorado's 9th-best prospect.

2006: Combined to go 3-1, 3.42 (10 ER/26.1 IP) in 22 relief appearances between Casper (Short-A) and Asheville (Low-A) in first season as a pitcher...Began season in extended spring program before going to Casper in June...Issued runs in just 3-of-11 appearances...Earned first professional win on July 21 vs. Billings with 2.0 scoreless innings...Was transferred to Asheville on Aug. 3 and blanked opposition in 8-of-11 contests.

2005: Combined to bat .232 with 3 home runs and 25 RBI in 66 games between Asheville and Tri-City (Short-A)...Started the season with Asheville, appearing in just four games before being transferred to Tri-City on June 1...Led the Northwest League in strikeouts (86).

2004: Hit .200 with three home runs and 20 RBI in 55 games with Tri-City...Hit a pair of home runs on June 21 at Eugene...Saw his average decrease every month: .265 in June; .213 in July; .164 in Aug.; and .125 in Sept.

2003: Hit safely in 14-of-22 games to begin the season at Casper but batted just .111 over his final 20 contests to finish at .172.

2002: Made professional debut with the Rockies' Dominican Summer League entry.

PERSONAL/MISCELLANEOUS

Pedro Angel Strop...Played amateur baseball in his native San Cristobal, Dominican Republic...spoke with Texas prospects during the organization's annual trip to the Rangers Dominican training academy in 2010...Was signed for the Rockies by Rolando Fernandez and Felix Felix.

YEAR	CLUB	W	L	ERA	G	GS	CG	SHO	SV	IP	H	R	ER	HR	HB	BB	IBB	SO	WP	BK
2003	Casper-1																			
2004	Tri-City																			
2005	Asheville/Tri-City																			
2006	Casper	1	0	2.08	11	0	0	0	0	13.0	9	3	3	1	1	2	0	22	3	1
	Asheville	2	1	4.72	11	0	0	0	0	13.1	10	7	7	3	0	5	0	13	0	0
2007	Modesto	5	2	4.28	48	0	0	0	7	54.2	43	28	26	4	3	29	1	75	11	0
2008	Tulsa	0	0	2.57	7	0	0	0	3	7.0	6	2	2	0	1	4	0	7	0	0
2009	Frisco-2	5	5	4.38	36	0	0	0	4	51.1	48	28	25	1	2	29	1	48	7	2
	Oklahoma City	1	1	7.82	11	0	0	0	1	12.2	13	11	11	2	1	4	0	13	2	0
	TEXAS	0	0	7.71	7	0	0	0	0	7.0	6	6	6	0	0	4	0	9	0	0
2010	Oklahoma City	1	2	1.91	39	0	0	0	13	42.1	32	12	9	1	0	14	2	57	4	2
	TEXAS	0	0	10.13	15	0	0	0	0	10.2	17	12	12	2	1	11	0	11	5	1
2011	Round Rock	4	4	3.59	39	0	0	0	11	47.2	53	21	19	2	1	24	5	55	5	0
	TEXAS	0	1	3.72	11	0	0	0	0	9.2	7	4	4	0	1	7	0	9	2	2
	BALTIMORE-3	2	0	0.73	12	0	0	0	0	12.1	8	1	1	0	0	3	0	12	0	0
2012	BALTIMORE	5	2	2.44	70	0	0	0	3	66.1	52	18	18	2	4	37	2	58	5	0
	Minor Lg. Totals	19	15	3.79	202	0	0	0	39	242.0	214	112	102	14	9	111	9	290	32	5
	BALTIMORE Totals	7	2	2.17	82	0	0	0	3	78.2	60	19	19	4	0	40	2	70	5	0
	American League	7	3	3.48	115	0	0	0	3	106.0	90	41	41	4	6	62	2	99	12	3
	ML Totals	7	3	3.48	115	0	0	0	3	106.0	90	41	41	4	6	62	2	99	12	3

1-Signed by Colorado as a non-drafted free agent, January 25, 2002

2-Signed by Texas as a minor league free agent, November 7, 2008

3-Claimed off of waivers by the Orioles, completing an earlier trade for LHP Mike Gonzalez, September 1, 2011

DIVISION SERIES

YEAR	CLUB	W	L	ERA	G	GS	CG	SHO	SV	IP	H	R	ER	HR	HB	BB	IBB	SO	WP	BK
2012	BAL vs. NYY	1	0	0.00	2	0	0	0	0	2.1	1	0	0	0	0	1	0	2	0	0
Totals		1	0	0.00	2	0	0	0	0	2.1	1	0	0	0	0	1	0	2	0	0

FIELDING

P	PCT	G	PO	A	E	DP
2009	1.000	7	1	0	0	0
2010	1.000	15	0	1	0	0
2011	1.000	23	1	2	0	0
2012	1.000	70	6	12	0	1
Totals	1.000	115	8	15	0	1



TAYLOR TEAGARDEN

31

Taylor Hill Teagarden

BATS RIGHT	THROWS RIGHT	HEIGHT 6'0"	WEIGHT 215
----------------------	------------------------	-----------------------	----------------------

Born: December 21, 1983
2013 Opening Day Age: 29
Birthplace/Resides: Born in Dallas, TX...Resides in Carrollton, TX
Contract Status: Signed through 2013
M.L. Service: 3 years, 20 days
Acquired: December 1, 2011; from the Texas Rangers in exchange for minor leaguers INF Greg Miclat and RHP Randy Henry



CA

GAME HIGHS & STREAKS

HITS: 3, twice, most recently July 1, 2011 vs. Florida...**RUNS:** 3, August 7, 2009 vs. Los Angeles (AL)...**DOUBLES:** 2, twice, most recently July 1, 2011 vs. Florida...**HR:** 1, 18 times, most recently August 30, 2012 vs. White Sox...**RBI:** 5, September 15, 2008 vs. Detroit...**WALKS:** 2, three times, most recently September 13, 2012 vs. Tampa Bay...**HITTING STREAK:** 8 games, July 20-September 12, 2008...**GRAND SLAMS:** 1, September 15, 2008 vs. Detroit off Gary Glover...**WALK-OFF HOMERS:** July 14, 2012 vs. Detroit off Joaquin Benoit

2012 HIGHLIGHTS

- Began season on the DL with a strained back before being activated, 7/15...Started 15 games behind the plate, with the O's going 10-5 in those games...Had as many RBI as hits (9)
- Hit first career walk-off HR in first game with O's, 7/14 vs. DET in the 13th inning, becoming the first player in franchise history to do so, according to Elias
- Snapped 1-for-25 skid with game-winning RBI double in the 10th inning, 8/5 @TB
- Collected first two-hit game as an Oriole (2B & HR), 8/30 vs. CWS
- Hit go-ahead 2RBI 2B in the 7th inning, 9/13 vs. TB
- Had pinch-hit, game-winning RBI single in the 18th, 9/18 @SEA, his 4th go-ahead or GW hit in the 7th inning or later
- Batted .250/.424/.375 in 9 rehab games with Gulf Coast, Class-A Delmarva and Double-A Bowie (3G each)

PRO CAREER

2011: Opened the season with Triple-A Round Rock...Batted .285/.376/.589 in 42 games (151 AB) for the Express...Had two three-hit games, May 8 vs. Nashville and July 23 vs. Omaha...Blasted 3 HR and collected 7 RBI in May 8 game...Batted .347/.410/.640 in 20 road games...Had four stints with the Rangers: April 20-May 6, May 18-23, June 12-July 4 and July 28-August 24...Batted .235/.278/.294 in 14 games (34 AB) for Texas...Had season-high three hits, July 1 vs. Florida (2-2B and 2RBI).

2010: Appeared in 28 games with 22 starts behind the plate in three stints with Texas...His .155 batting average was the 5th-lowest in the majors among position players with at least 70 at-bats...Opened the season with the Rangers and became the starting catcher when Jarrod Saltalamacchia was injured in the first week of the season...Was hitless in his first 22 at-bats of the season and was 3-for-27 in 10 games/starts when optioned to Triple-A Oklahoma City on April 27...Was recalled from Double-A Frisco on July 24 and was 4-for-14 with three homers and 5 RBI in first four games with an at-bat...Went 3-for-15 in next six games before option to Oklahoma City on Aug. 23...Was recalled on Sept. 3 and was 2-for-15 in 7 games the rest of the year...Fanned 34 times in 71 at-bats (47.9%)...Fielded .989 (2 E/182 TC) and threw out 3 of 18 runners attempting to steal...Combined to bat .230 (52-226) with 5 homers and 34 RBI in 63 games with Oklahoma City and Frisco (AA)...Was first sent to the RedHawks and was 1-for-14 in four games before going to Frisco to get more playing time...Started 44 games at catcher and eight at DH for the RoughRiders...Hit .333 (15-45) in first 12 games but .214 (31-145) in last 40 Double-A contests...Batted .407 (22-54) with RISP...Was selected to play in Texas League All-Star Game...Was 5-for-21 (.238) in seven games after returning to Oklahoma City in last August...Homered in his final two games with the RedHawks, Sept. 1-2 against Nashville...Played 12 games for Oriente in the Dominican Winter League, batting .158 (6-38) with two homers and 4 RBI.

2009: Started 2nd-most games behind the plate on club to Jarrod Saltalamacchia's 82...Hit just .217, 11th-lowest in the A.L. among players with at least 200 plate appearances...Fanned in 38.4% of his at-bats (76 K's)...Hit .288 (15-52) vs. lefties, but .192 (28-146) against right-handers...Did not hit his first home run until July 8 @LAA with all 6 of his long balls coming in span of 20 contests from July 8-Aug. 21...Had a .985 (6 E/397 TC) fielding percentage in 60 total games behind the plate...Threw out 15-of-44 (34.1%) attempted base stealers...Had team high five passed balls...Was in the lineup for just 27 of Texas' first 105 games through Aug. 4 but started 27 of final 57 contests with injury to Saltalamacchia...Did not start consecutive games until July 22 and 24, excluding the All-Star break...Started season-high four straight contests to end the year...Batted .212 with three homers and 8 RBI in 13 games for the Surprise Rafterers in the Arizona Fall League.

2008: Opened the season at Frisco (AA), appearing in 16 games at catcher and DH...Was promoted to Oklahoma (AAA) on April 25...Played for U.S. team in MLB All-Star Futures Game on July 13 at Yankee Stadium...Was recalled by Texas on July 18



and started that night behind the plate at Minnesota, going 0-for-3 in ML debut...First ML hit was 6th inning homer off Twins' Scott Baker on July 20, ending Baker's perfect game and the only run in the Rangers' 1-0 win...Was first Texas player to win a 1-0 game with a solo homer since Rafael Palmeiro on July 27, 1993 @KC...Was just 4th player since 1934 to homer in a 1-0 game for first ML hit: Don Lock (1962 Senators), Jim Fridley (1952 Indians), and Phil Cavarretta (1934 Cubs)...Was optioned to Oklahoma after that game to allow participation in Olympics...Was recalled by Texas on Sept. 1 and started 9 games at catcher and 2 as DH the rest of the year...Hit safely in first 7 games after return to extend hitting streak to 8 games...Homered for second ML hit, Sept. 1 vs. SEA...Connected for 6 homers over first 12 games in the majors through Sept. 15, just the 3rd player since 1956 to homer 6 times in first 12 career games: Carlos Delgado (1993-94 TOR) and Curt Blefary (1965 BAL)...Drove in 5 runs and had a grand slam, Sept. 15 vs. DET...Had 16 RBI in September, 3rd-most among Rangers for the month despite appearing in only 14 games...Was on Rangers' temporarily inactive list from July 28-Aug. 25 to participate for Team USA in the 2008 Summer Olympics in Beijing, China...Batted .188 (3-16) with 2 doubles and 4 RBI in 5 games/starts for Team USA, which captured Bronze medal.

2007: Split season with Bakersfield (High-A) and Frisco, batting .310 (122-394) with 27 home runs, 28 doubles, 83 RBI and 94 runs scored in 110 games...Named Second Team Minor League All-Star by *Baseball America*...Also selected as catcher on *Baseball America's* High-A All-Star team...Led Texas minor leaguers in average and was T5th in RBI...Opened at Bakersfield, leading the Blaze in runs scored (75) and ranking 2nd in doubles (25), home runs (20), and RBI (67)...Was on DL from April 20-May 9 with a right elbow strain, and had his starts behind the plate limited the rest of the season...Earned Rangers Minor League Player of the Month honors in May, batting .338 with 8 HR and 18 RBI in 21 games...Was promoted to Frisco on July 28 and hit .294 in 29 games...Homered in 3 straight to end the season, Aug. 31-Sept. 2...Played for Surprise Rafters in Arizona Fall League, batting .271 (13-48) with 3 HR, a double, and 10 RBI in 12 games...Had 10 starts behind the plate and 2 as DH.

2006: Began season on the disabled list after undergoing "Tommy John" ligament transplant surgery on his right elbow in November 2005...Also had surgery on his back...Activated from the DL on Aug. 6 and assigned to Arizona Rangers...Appeared in 7 games, all as DH...Had only one hit, an RBI single in his first game.

2005: Signed on Aug. 1 and was assigned to Spokane (Short-A)...Ranked T4th in the Northwest League with 4 triples in only 96 at-bats...Did not commit an error in 188 total chances behind the plate and threw out 6-of-16 (37.5%) runners attempting to steal...Appeared in all 5 playoff games for the NWL champions, his second championship of the year (College World Series with UT).

PERSONAL/MISCELLANEOUS

Taylor Hit Teagarden...He and his wife, the former Angela Shea, were married on Dec. 23, 2010...Attended Creekview High School in Carrollton, TX, a suburb of Dallas...Had his uniform no. 13 retired by Creekview during a tournament to benefit the Mustangs' baseball program on December 5, 2008...Spent 3 seasons at the University of Texas, posting a .305 (208-682) average with 22 home runs and 125 RBI in 198 games/191 starts...Was starting catcher on Longhorns' 2005 College World Series championship team that defeated Florida...Was rated as the 2nd-best catcher in the 2005 draft by *Baseball America*, the 26th-best prospect overall by the publication.

YEAR	CLUB	AVG	G	AB	R	H	2B	3B	HR	RBI	SH	SF	HBP	BB	IBB	SO	SB	CS	GDP	SLG	OBP
2005	Spokane-1	.281	31	96	23	27	5	4	7	16	0	1	2	23	0	32	1	1	1	.635	.426
2006	AZL Rangers	.050	7	20	4	1	0	0	0	1	0	0	0	9	0	7	1	0	0	.050	.345
2007	Bakersfield	.315	81	292	75	92	25	0	20	67	0	1	6	65	0	89	2	1	4	.606	.448
	Frisco	.294	29	102	19	30	3	0	7	16	0	2	1	10	0	39	0	0	1	.529	.357
2008	Frisco	.169	16	59	6	10	2	0	2	6	0	0	1	8	0	23	1	0	0	.305	.279
	Oklahoma	.225	57	187	26	42	5	3	7	16	1	0	2	28	0	59	0	1	6	.396	.332
	TEXAS	.319	16	47	10	15	5	0	6	17	0	0	1	5	0	19	0	0	0	.809	.396
2009	TEXAS	.217	60	198	26	43	13	0	6	24	3	2	1	14	0	76	0	0	6	.374	.270
2010	Frisco	.242	52	190	24	46	10	1	3	32	0	2	3	25	0	75	0	0	2	.353	.336
	Oklahoma City	.167	11	36	6	6	0	0	2	2	1	0	0	2	0	15	0	0	2	.333	.211
	TEXAS	.155	28	71	10	11	0	0	4	6	4	0	2	8	0	34	0	0	0	.338	.259
2011	Round Rock	.285	42	151	30	43	4	3	12	22	0	0	1	21	0	52	0	0	3	.589	.376
	TEXAS	.235	14	34	3	8	2	0	0	2	0	0	0	2	0	13	0	0	0	.294	.278
2012	Gulf Coast-2	.125	3	8	0	1	0	0	0	0	0	0	1	2	0	2	0	0	0	.125	.364
	Delmarva	.333	3	9	0	3	2	0	0	3	0	1	0	2	0	5	0	0	0	.556	.417
	Bowie	.286	3	7	1	2	1	0	0	0	0	0	0	3	0	3	0	0	0	.429	.500
	BALTIMORE	.158	22	57	4	9	3	0	2	9	2	0	0	5	0	23	0	0	1	.316	.226
	Minor Lg Totals	.262	335	1157	214	303	57	11	60	181	2	7	17	198	0	401	5	3	19	.486	.376
	BALTIMORE TOTALS	.158	22	57	4	9	3	0	2	9	2	0	0	5	0	23	0	0	1	.316	.226
	American League	.211	140	407	53	86	24	0	18	58	9	2	4	34	0	165	0	0	7	.403	.277
	ML Totals	.211	140	407	53	86	24	0	18	58	9	2	4	34	0	165	0	0	7	.403	.277

1- Selected by Texas in the 3rd round of the 2005 First Year Player Draft
2- Acquired by the Orioles in exchange for a minor leaguer, December 8, 2011

FIELDING

CA	PCT	G	PO	A	E	DP
2008	.961	12	67	6	3	0
2009	.985	60	360	31	6	4
2010	.989	28	171	9	2	2
2011	1.000	14	63	5	0	0
2012	1.000	21	110	7	0	0
Totals	.987	135	771	58	11	6



CHRIS TILLMAN30

Christopher Steven Tillman



BATS	THROWS	HEIGHT	WEIGHT
RIGHT	RIGHT	6'5"	210

Born: April 15, 1988

2013 Opening Day Age: 24

Birthplace/Resides: Born in Anaheim, CA...

Resides in Fountain Valley, CA

Contract Status: Signed through 2013

M.L. Service: 1 year, 113 days

Acquired: February 8, 2008; from the Seattle Mariners with OF Adam Jones, RHP Kameron Mickolio, LH George Sherrill and LHP Tony Butler in exchange for Erik Bedard

RHP

GAME HIGHS & STREAKS

LONGEST OUTING: 8.1 innings, July 4, 2012 at Seattle...**STRIKEOUT HIGH:** 8, September 11, 2009 at New York...
WALK HIGH: 6, twice, most recently September 19, 2010 vs. New York (AL)...**HR ALLOWED:** 3, four times, most recently August 11, 2012 vs. Kansas City...**WINNING STREAK:** 4 games, twice, most recently August 21-September 28, 2012...
LOSING STREAK: 5 games, September 21, 2009-June 14, 2010

2012 HIGHLIGHTS

- Began the season with Triple-A Norfolk where he spent the first half, except for one start, 7/4 @SEA
- Set career-highs in W (9), ERA (2.93), GS (15), IP (86.0), K (66), K/9 (6.9), K/BB (2.75) and QS (9) for the O's despite being on the roster for half the season
- Made first start of season for O's, 7/4 @SEA, earning the win with season-high tying 7K in career-long 8.1IP
- Optioned to Double-A Bowie after the start, where he pitched, 7/9 vs. Akron before being recalled to the O's for the remainder of the season
- Went 8-3 with a 3.24 ERA (77.2IP, 28ER) in 14 starts after the All-Star break for the O's
- Won career-high four straight games, 7/21-8/6, the first time he won consecutive decisions in his career
- Went 5.0 or more IP in 12 of his 15 starts with the O's
- Held right-handed hitters to a .192 average (23-120) but allowed a lower OPS to lefties (.601 vs. .701)
- Held hitters to a line of .189/.250/.283 in 61 plate appearances with RISP
- Went 5.0 or more IP in 13 of his 15 starts with the Tides, leading the club in W (8) and finishing second in K (92) despite pitching 89.1 innings

PRO CAREER

2011: Had two stints with the O's; beginning of the season-May 29, July 30 and August 6-11...Went 3-5 with a 5.52 ERA (62.0IP, 38ER) in 13 starts for the Orioles...Tossed 6.0 no-hit innings (3BB, 5K) in first start of the season, April 2 @TB (ND)...Was 2-3 with a 4.69 ERA (48.0IP, 25ER) in his first 10 starts, April 2-May 27...Struck out season-high six in 4.1IP, July 30 (G1) @NYY...Pitched season-high 7.0IP, allowing 2ER and earning victory vs. TOR, August 6...Made 15 starts for Triple-A Norfolk, going 3-6 with a 5.19 ERA (76.1IP, 44ER)...Pitched to a 4.01 ERA (67.1IP, 30ER) in 13 night games and a 14.00 ERA (9.0IP, 14ER) in two day games...Was 3-2 with a 4.30 ERA (37.2IP, 18ER) before the AAA All-Star break and 0-4 with a 6.05 ERA (38.2IP, 26ER) in the second half...Struck out season-high 11, August 17 vs. Charlotte.

2010: Had three stints in the big leagues (May 29-June 22, July 10-20 and September 5-end of season)...Began the season with Triple-A Norfolk and went 5-4 with a 3.12 ERA (57.2IP, 20ER) in 10 starts (walked 12 and struck out 47)...Fired a nine-inning no-hitter for Norfolk April 28 at Gwinnett (Braves) as he walked one and struck out six...It was the first nine-inning no-hitter by an Orioles Triple-A farmhand since April 20, 1974, when Rochester's Wayne Garland no-hit Charleston in a 5-0 win...Was named IL Pitcher of the Week for the week ending May 1 after his nine-inning no-hitter against Gwinnett...Was recalled by Baltimore May 29 and was 0-3 with a 8.40 ERA (15.0IP, 14ER) in four starts before being optioned back to Norfolk June 24...Was named to the 2010 International League All-Star team, but did not participate in the game due to his promotion to Baltimore...Went 3-0 with a 1.74 ERA (20.2IP, 4ER) in three starts for Norfolk June 24-July 5...Was recalled by Baltimore July 10 and beat Cliff Lee (making his first start for Rangers) by allowing an unearned run in 7.1 innings of work on two hits and did not allow a hit until there was one out in the 7th inning (was the first time an Oriole starter had gone as many as 7.1 innings and allowed two or fewer hits since Chris Waters on August 5, 2008 at LAA (8.0IP, 1H))...The July 10 win snapped a career-high five-game losing streak...Lost his next start for Baltimore (July 19) following the July 10 outing and was optioned back to Norfolk...Was 3-3 with a 4.50 ERA (42.0IP, 21ER) in eight starts for the Tides from July 24-August 31 before being recalled by the Orioles again September 5...Went 1-1



with a 4.18 ERA (28.0IP, 13ER) in five September starts for the Birds...Allowed nine home runs, six of which were solo shots and three of which were to the leadoff batter in an inning...In his career, he has allowed 24 home runs, with 18 of them being solo shots and nine coming off the bat of a leadoff batter of an inning...Only Alex Rodriguez (three-run), Kelly Shoppach (three-run), Evan Longoria (two-run), Alex Rios (two-run), Vernon Wells (two-run) and Jose Bautista (two-run) have taken Tillman deep with men on base...Walked 31 and struck out 31 in 11 starts for the Orioles...Finished the minor league campaign tied for 4th in the International League with a 3.34 ERA and ranked in the top 10 in the IL in wins (T-5th, 11), complete games (T-1st, 2), shutouts (1st, 2) and WHIP (T-9th, 1.24) at the time of his final promotion to Baltimore September 5...Became the first Tides pitcher to toss two nine-inning shutouts in the same season since Brian Bohanon accomplished the feat during the 1997 season, and Norfolk had not had a pitcher toss two shutouts (either seven innings or nine innings) in the same year since Dicky Gonzalez tossed two seven inning shutouts during the 2001 season...Led the Tides with 11 wins and was second in strikeouts (94) and ERA (3.34) among those who made at least 12 starts with the club.

2009: Made his major league debut July 29 vs. KC...At 21 years, 106 days old, became the youngest Oriole to make his ML debut since Hayden Penn on May 28, 2005 (20y, 228d)...Was the fifth (of six) Oriole starting pitchers to make his major league debut for the Orioles in 2009, joining Brad Bergesen, Jason Berken, David Hernandez, Brian Matusz and Koji Uehara (was the only pitcher in that group not to win his major league debut)...The Orioles scored two or fewer runs while he was in the game in 9 of his 12 starts...Received three or fewer runs of support in 7 of his 12 starts...Received six runs of support in four starts combined, August 19-September 4 (the O's scored just three runs while he was in the game)...Recorded his first major league win August 14 vs. LAA (6.2IP, 7H, 4R, 3ER, 2BB, 3K, HR)...Struck out KC's Mike Jacobs for his first major league strikeout July 29...Allowed three HR in 4.2 IP on July 29 to become the first Oriole to allow three homers in his major league debut since John Stephens on July 30, 2002 @TB...A late Orioles rally took him off the hook for the loss...Started for the U.S. Team in the major league Baseball Futures Game on July 12 in STL, (1.0IP, 2H, 2R)...Elected to the Triple-A All-Star Game, but did not pitch due to his participation in the Futures Game...Was named Orioles Minor League Pitcher of the Month and Norfolk Pitcher of the Month for April (1.29 ERA and 15K in 14.0IP)...Did not allow a hit in his Triple-A debut April 13, tossing 4.0 shutout innings while striking out five at Charlotte...Earned his first Triple-A victory on April 24 vs. Durham, allowing just three hits in 6.0 shutout innings...Struck out a season-high 10 batters in 6.0 innings May 12 at Syracuse...Left his start on May 23 after 2.0 innings due to tightness in his groin and missed his next start before rejoining the rotation on June 2...Was 4-0 with a 2.63 ERA (24.0IP, 7ER) in five May starts...Finished 0-5 in June despite posting a 3.89 ERA (34.2IP, 15ER) in six starts...Was 3-1 with a 1.88 ERA (24.0IP, 5ER) with 24 strikeouts, five walks and 23 hits allowed in four July starts...At the time of his promotion, ranked 7th in the IL with a 2.70 ERA and 4th with 99 strikeouts...Held opposing batters to a .232 average in 18 starts...Norfolk was 11-7 in his starts, and the Tides averaged 6.9 runs a game in his wins (76 runs, 11 starts) and 1.6 runs a game in his losses (11 runs, 7 starts)...Finished 2nd on the Tides with 99 strikeouts...Entered 2009 as the Orioles' #2 prospect (behind Matt Wieters) according to *Baseball America*...Attended spring training with the Orioles and appeared in two games, posting a 2.25 ERA (4.0IP, 1ER).

2008: Spent the season with Double-A Bowie and went 11-4 with a 3.18 ERA (135.2IP, 48ER) and 154 strikeouts in 28 starts...Finished 5th in the league in ERA (3.18) & 2nd in strikeouts (154)...Went 7-3 with a 2.94 ERA (88.2IP, 29ER) before the All-Star break and 4-1 with a 3.64 ERA (47.0IP, 19ER) in the second half...Had 10 Quality Starts, including five straight (August 4-26), posting a 1.80 ERA (35.0IP, 7ER) in 6 starts that month...Allowed three earned runs or less in 25 of his 28 starts...Struck out a season-high 11 batters on August 4 vs. Binghamton...Named to the 2008 Northeast Delta Dental Southern Division All-Star Team...Named Organizational Pitcher of the Month for May (4-0, 2.53 ERA in six starts) & August (4-1, 1.80 ERA in six starts)...Named to the Bank of America Second Team All-Star Team.

2007: Was named Seattle's Minor League Pitcher of the Year after combining to go 7-11 with a 4.84 ERA in 28 starts at the Class-A level between Wisconsin and High Desert...Tossed 135.2 innings and struck out 139 batters...Was rated as the Mariners #2 prospect by *Baseball America* and as having the best curveball in the organization...Began the season with Wisconsin, making eight starts...Picked up his only win with the Timber Rattlers, allowing three runs (2ER) on three hits in 6.0 innings on April 23 at West Michigan...Limited opponents to a .238 average while at Wisconsin, including a .217 (15-69) clip vs. right-handed batters...Was promoted to High Desert on May 23...Led the Mavericks with 105 strikeouts and tied for the team lead with six wins...Struck out nine batters in 4.0 innings on July 17 vs. Modesto...Tied a High Desert team record with 13 strikeouts in 6.0 innings and became the first pitcher in team history to record that many strikeouts at home as part of a 2-1 win vs. Rancho Cucamonga on August 29...Went 4-0 with a 1.82 ERA (24.2IP, 7ER) in six starts in August...Allowed three runs or less in 14 starts.

2006: Combined to go 3-3 with a 5.28 ERA (30.2IP, 18ER) in 10 games between Rookie-level Peoria and Short-A Everett in his first pro season...Began his pro career with Peoria, appearing in 5 games in relief...Earned his first career save, tossing 4.0 innings and allowing one earned run on four hits on August 6 vs. the Royals...Was promoted to Everett on August 8...Allowed one hit in 6.0 innings while striking out a season-high 10 batters in his lone Everett win on August 17 vs. Yakima...Struck out nine batters in 5.0 innings on September 2 vs. Vancouver...Participated in the Mariners Arizona Instructional League.

PERSONAL/MISCELLANEOUS

Originally selected by Seattle in the 2nd round of the 2006 First Year Player Draft.

FRONT
OFFICEORIOLES
REACHMANAGER &
COACHESCHRIS
TILLMAN2013
IN REVIEW

OPPONENTS

MINOR
LEAGUESRECORDS &
HISTORY

ORIOLE PARK

MEDIA



TILLMAN

YEAR	CLUB	W	L	ERA	G	GS	CG	SHO	SV	IP	H	R	ER	HR	HB	BB	IBB	SO	WP	BK
2006	AZL Mariners-1	2	0	0.82	5	0	0	0	1	11.0	9	4	1	0	1	5	0	16	1	0
	Everett	1	3	7.78	5	5	0	0	0	19.2	25	17	17	4	3	15	0	29	3	0
2007	Wisconsin	1	4	3.55	8	8	0	0	0	33.0	31	21	13	1	1	13	0	34	3	1
	High Desert	6	7	5.26	20	20	0	0	0	102.2	107	79	60	12	12	48	0	105	13	0
2008	Bowie-2	11	4	3.18	28	28	0	0	0	135.2	115	53	48	10	4	65	1	154	10	0
2009	Norfolk	8	6	2.70	18	18	0	0	0	96.2	85	36	29	5	4	26	1	99	6	2
	BALTIMORE	2	5	5.40	12	12	0	0	0	65.0	77	40	39	15	2	24	1	39	4	0
2010	Norfolk	11	7	3.34	21	21	2	2	0	121.1	120	50	45	10	2	30	0	94	8	1
	BALTIMORE	2	5	5.87	11	11	0	0	0	53.2	51	37	35	9	1	31	1	31	2	0
2011	Norfolk	3	6	5.19	15	15	0	0	0	76.1	77	50	44	17	2	38	0	54	4	0
	BALTIMORE	3	5	5.52	13	13	0	0	0	62.0	77	41	38	5	4	25	0	46	1	1
2012	Bowie	0	1	8.10	1	1	0	0	0	3.1	4	3	3	0	0	2	0	2	1	0
	Norfolk	8	8	3.63	16	15	1	0	0	89.1	85	36	36	5	3	30	0	92	1	0
	BALTIMORE	9	3	2.93	15	15	0	0	0	86.0	66	38	28	12	1	24	0	66	5	0
	Minor Lg. Totals	51	46	3.87	137	131	3	2	1	689.0	658	349	296	64	32	272	2	679	50	4
	BALTIMORE Totals	16	18	4.73	51	51	0	0	0	266.2	271	156	140	41	8	104	2	182	12	1
	American League	16	18	4.73	51	51	0	0	0	266.2	271	156	140	41	8	104	2	182	12	1
	ML Totals	16	18	4.73	51	51	0	0	0	266.2	271	156	140	41	8	104	2	182	12	1

1- Selected by Seattle in the 2nd round of the 2006 First Year Player Draft

2- Acquired by the Orioles from Seattle along with OF Adam Jones, LHP George Sherrill, RHP Kam Mickolio and LHP Tony Butler in exchange for LHP Erik Bedard on February 8, 2008

BATTING RECORD

YEAR	CLUB	AVG	AB	R	H	2B	3B	HR	RBI	SH	SF	HBP	BB	IBB	SO	SB	CS	GDP	SLG	OBP
Career		.000	1	0	0	0	0	0	0	0	0	0	0	0	0	0	0	0	.000	.000

FIELDING

P	PCT	G	PO	A	E	DP
2009	1.000	12	3	3	0	0
2010	.929	11	7	6	1	1
2011	1.000	13	4	4	0	0
2012	.900	15	2	7	1	0
Totals	.947	51	16	20	2	1



DANNY VALENCIA³⁵

Daniel Paul Valencia

BATS	THROWS	HEIGHT	WEIGHT
RIGHT	RIGHT	6'2"	220

Born: September 19, 1984

2013 Opening Day Age: 28

Birthplace/Resides: Born in Miami, FL...Resides in Boca Raton, FL

Contract Status: Signed through 2013

Major League Service: 2 years, 20 days

Acquired: November 28, 2012; acquired by the Orioles from BOS in exchange for cash considerations

INF

GAME HIGHS & STREAKS

HITS: 4, twice, most recently July 27, 2010 vs. Kansas City...**RUNS:** 4, July 26, 2010 vs. Kansas City...**DOUBLES:** 2, five times, most recently April 19, 2012 vs. New York (AL)...**TRIPLES:** 1, four times, most recently April 29, 2012 vs. Kansas City...**HR:** 2, September 25, 2010 vs. Detroit...**RBI:** 5, September 25, 2010 vs. Detroit...**SB:** 1, four times, most recently May 8, 2011 vs. Boston...**WALKS:** 2, twice, most recently August 20, 2011 vs. New York (AL)...**HITTING STREAK:** 11 games, July 18-27, 2011...**GRAND SLAMS:** 2, September 25, 2010 at Detroit off Jeremy Bonderman and July 26, 2010 at Kansas City off Zack Greinke



2012 HIGHLIGHTS

- Began the season with MIN, playing 27 of the team's first 30 games, batting .190/.204/.290 through May 9
- Optioned to Triple-A Rochester, where he played May 12-July 26, batting .250/.289/.399 in 69 games for the Red Wings
- Batted .309/.368/.515 vs. LHP in 68 AB with Rochester
- Recalled by MIN on July 28 played seven games, July 28-August 3, going 6-for-26
- Traded to BOS on August 5 and played in two games after being optioned to Triple-A Pawtucket going 3-for-7
- Recalled by BOS, August 11, and went 1-for-8 in four games (August 11-15)
- Optioned back to Pawtucket, August 21, and batted .286 in 11 games (August 23-September 3)
- Recalled by BOS, September 21, and went 3-for-20 in six games to end the season

PRO CAREER

2011: Made the Twins Opening Day roster for the first time in his career...Hit his first home run in the third game of the season, April 3 @TOR...Hit home runs in consecutive games: May 20 and 21 @ARI and again June 17 and 18 vs. SD...Six of his 15 HR came vs. NL...Drove in the game-winning run with a single in the bottom of the 10th inning, May 28 vs. LAA...Recorded his second game-winning hit, driving in two runs in the bottom of the 9th, July 19 vs. CLE...Hit safely in 18 of 19 games, July 18-August 6, including a career-high 11-game hit-streak, July 18-27...Batted .303 (33-109) with six doubles, four HR and 20 RBI in 28 July games...Batted .471 (8-for-17) with 17 RBI with the bases loaded, which ranked as the 9th-best bases loaded average in the AL...Batted .309 (46-149) vs. LHP...His 18 errors at 3B were the most errors for a Twins 3B since Gary Gaetti committed 18 in 1990...Led club in games played, playing in 154 of the Twins 162 games...Also led the club in at-bats and RBI...His 147 games played at third base were the most for a Twin since Corey Koskie played in 150 in 2001 and the 9th-most at third in Twins history...Became the third 3B in club history with 15 home runs and 25 doubles in a season, joining Gary Gaetti (1982, '83, '85, '86, '87, '88, '90) and Corey Koskie (2001, '02)...Led the American League in games played at third base and tied MIL's Casey McGehee for most games played at third base in all of baseball...His 134 hits as a third baseman were tied for second in baseball, behind the CHC's Aramis Ramirez (169) and tied for first in the AL with LAA's Alberto Callaspo.

2010: Started the season in Triple-A Rochester, batting .292 (54-185) with 15 doubles in 49 games with the Red Wings...Named Twins Minor League Player of the Week, week ending May 14...Recalled by Minnesota, June 3 to take the roster spot of Michael Cuddyer, who was placed on bereavement leave...Made his first career start, and singled off Felix Hernandez for his first Major League hit, June 3 vs. SEA...Had bases loaded RBI-single for first career RBI, June 16 vs. COL...Became first player in club history to hit a grand slam for first career homer (off Greinke), had first career four-hit game, career-high four RBI and career-high four runs scored, July 26 @KC...Second career four-hit game, going 4-for-5 with a double and three RBI, July 27 @KC...Had 14 hits in 19 at-bats, with eight RBI and six runs scored in a four-game stretch, July 24-27...Had career-high seven-game hit-streak, batting .462 (12-for-26), August 13-20...Committed just one error in his first 48 games with the Twins (113 total chances)...Had game-winning, walk-off single in the bottom of the 10th inning, September 1 vs. DET...Went 2-for-3 with a home run, September 17 vs. OAK and 2-for-4 with a home run, September 18 vs. OAK and according to the Elias Sports Bureau, became the first Minnesota rookie to produce back-to-back multi-hit games, with a home run in each, since Jason Kubel, September 21 and 22, 2004 at Chicago (AL)...One home run was a grand slam, the second of his career, marking the first multi-homer game of his career...He became the first Twin since Gary Gaetti (1982) to hit two grand slams in his rookie season (Elias Sports Bureau)...Had two of the Twins four grand slams on the season...Batted .386 (51-151), hitting safely in 30 of 39 games at Target Field...Batted .322 (47-146) against the AL Central...Hit .459 vs. KC, .367 against DET and .325 vs. CWS...Played in 85 games, helping the Twins go 50-35 when he was in the lineup, 40-15 when he got a hit, and 22-4 when he drove in a run...Named to the Topps Major League Rookie All-Star Team...Named to *Baseball America's* All-Rookie Team...Finished 3rd in the American League Rookie of the Year voting with 12 points (one second-place vote and nine third-place votes), behind TEX Neftali Feliz and DET Austin Jackson...Recipient of the Bill Boni Award for Twins Most Outstanding Rookie, voted on by the Twin Cities chapter of the BBWAA.

2009: Began season at Double-A New Britain...Named Twins Minor League Player of the Week, April 24...Named Eastern League Player of the Week, May 18...Had 13-game hitting streak, including three home runs, 15 RBI and eight multi-hit games, May 1-24...Promoted to Triple-A Rochester, June 23 and went 3-for-5 with two RBI in his first game with the Red Wings that same day vs. Columbus...Appeared in 71 games for the Red Wings, playing third base in 68 of those games...Combined to bat .285 (139-487) with 38 doubles, four triples, 14 home runs, 70 RBI and 79 runs scored in 128 games between the two levels...His 38 doubles and 227 total bases led all Twins minor leaguers...Played in the Puerto Rican Winter League...Ranked as the 6th-best prospect in the Twins organization by *Baseball America* entering the 2010 season.

2008: Began season at Single-A Ft. Myers...Hit safely in 14 of 15 games, going 21-for-58 (.362), April 20-May 5...Selected to Florida State League All-Star Game, June 14 at Brevard County...Promoted to Double-A New Britain, June 16...Had 13-game hit-streak, going 19-for-54 (.352), July 5-18...Hit safely in season-high 15 consecutive games, going 20-for-56 (.357), August 16-31...Twins Minor League Player of the Week, August 29-September 5...Had two-homer game and season-high five RBI, August 31 vs. Binghamton...Played for Phoenix in the Arizona Fall League...Ranked as the 5th-best prospect in the Twins organization by *Baseball America* entering the 2009 season.

2007: Began season at Single-A Beloit...Season-high 11-game hit-streak, going 16-for-41 (.390), May 11-22...Homered in consecutive games, June 1-2...Promoted to Single-A Ft. Myers, June 22...Season-high four hits, July 13 vs. Jupiter...Homered in consecutive games, July 17-18...Had 10-game hit-streak, going 16-for-39 (.410), August 14-26...Season-high four RBI, August 22 vs. Dunedin.



VALENCIA

2006: Spent first professional season at Rookie-Level Elizabethton...Season-high four hits and four RBI, July 29 vs. Greenville... Had season-high 13-game hit-streak, going 20-for-60 (.333), August 7-20... Was 5th in Appalachian League in home runs and 10th in batting.

PERSONAL/MISCELLANEOUS

Selected by Minnesota in the 19th round of the 2006 First Year Player Draft out of University of Miami...Signed by scout Hector Otero...During his time at Spanish River High School, he was a three-time first-team All-Palm honoree...Named team MVP, first-team All-County, and second-team All-State as a senior; Offensive Player of the Year, first-team All-County, and second-team All-State as a junior; and team MVP and first-team All-Palm Beach County honoree as a sophomore...Named Freshman of the Year by the Southern Conference Sports Media Association and second-team All-Southern Conference selection while at UNC-Greensboro after hitting .338 with eight home runs, 36 RBI and 39 runs scored in 55 games...Transferred to University of Miami (FL)...Named to the All-Regional team as a sophomore in 2005 after batting .300 with six home runs, 15 doubles, 63 RBI and 39 runs scored in 60 games (56 starts at first base and two starts at third base)...Batted .324 with nine home runs and 61 RBI as a junior.

YEAR	CLUB	AVG	G	AB	R	H	2B	3B	HR	RBI	SH	SF	HBP	BB	IBB	SO	SB	CS	GDP	SLG	OBP
2006	Elizabethton-1	.311	48	190	30	59	13	0	8	29	0	3	3	15	2	34	0	2	9	.505	.365
2007	Beloit	.302	66	242	44	73	15	0	11	35	1	0	0	28	0	54	3	3	11	.500	.374
	Fort Myers	.291	61	230	28	67	8	2	6	31	0	4	0	16	0	48	1	0	10	.422	.332
2008	Fort Myers	.336	60	220	35	74	19	3	5	44	0	4	0	27	2	43	2	2	6	.518	.402
	New Britain	.289	69	266	40	77	18	2	10	32	0	2	1	18	1	70	2	1	6	.485	.334
2009	New Britain	.284	57	218	44	62	14	4	7	29	0	2	1	31	2	40	0	2	8	.482	.373
	Rochester	.286	71	269	35	77	24	0	7	41	0	4	1	8	2	37	0	2	7	.454	.305
2010	Rochester	.292	49	185	22	54	15	0	0	24	0	1	2	14	0	34	2	0	6	.373	.347
	MINNESOTA	.311	85	299	30	93	18	1	7	40	0	3	0	20	0	46	2	0	11	.448	.351
2011	MINNESOTA	.246	154	564	63	139	28	2	15	72	0	4	0	40	2	102	2	6	15	.383	.294
2012	Rochester	.250	69	268	30	67	17	1	7	37	0	1	0	15	0	40	1	2	7	.399	.289
	MINNESOTA	.198	34	126	13	25	6	1	2	17	0	3	0	3	0	32	0	1	5	.310	.212
	Pawtucket-2	.306	13	49	3	15	3	0	1	8	0	0	1	3	0	12	0	2	1	.429	.358
	BOSTON	.143	10	28	1	4	0	0	1	4	0	1	0	0	0	6	0	0	1	.250	.138
	Minor Lg. Totals	.292	563	2137	311	625	146	12	62	310	1	21	9	175	9	412	11	16	71	.459	.345
	American League	.257	283	1017	107	261	52	4	25	133	0	11	0	63	2	186	4	7	32	.389	.297
	ML TOTALS	.257	283	1017	107	261	52	4	25	133	0	11	0	63	2	186	4	7	32	.389	.297

1- Selected by Minnesota in the 19th round of the 2006 First Year Player Draft
2- Acquired by Boston in exchange for minor leaguer Jeremias Pineda, August 5, 2012

DIVISION SERIES

YEAR	CLUB	AVG	G	AB	R	H	2B	3B	HR	RBI	SH	SF	HBP	BB	IBB	SO	SB	CS	GDP	SLG	OBP
2010	MIN vs. NYY	.222	3	9	1	2	1	0	0	2	0	1	0	1	0	3	0	0	0	.333	.273

FIELDING

3B	PCT	G	PO	A	E	DP
2010	.973	81	46	171	6	14
2011	.949	147	73	260	18	20
2012	.965	44	26	83	4	9
Totals	.959	272	145	514	28	43

ORIOLES SILVER SLUGGER AWARD WINNERS

(Created in 1980)

Year	Winner	Pos	Year	Winner	Pos
1983	Eddie Murray	1B	1993	Cal Ripken, Jr.	SS
	Cal Ripken, Jr.	SS	1994	Cal Ripken, Jr.	SS
1984	Eddie Murray	1B	1996	Roberto Alomar	2B
	Cal Ripken, Jr.	SS	1998	Rafael Palmeiro	1B
1985	Cal Ripken, Jr.	SS	2004	Miguel Tejada	SS
1986	Cal Ripken, Jr.	SS		Melvin Mora	3B
1989	Cal Ripken, Jr.	SS	2005	Miguel Tejada	SS
	Mickey Tettleton	CA	2008	Aubrey Huff	DH
1991	Cal Ripken, Jr.	SS			



TSUYOSHI 18WADA

Tsuyoshi Wada

BATS
LEFT

THROWS
LEFT

HEIGHT
5'11"

WEIGHT
180

Born: February 21, 1981

2013 Opening Day Age: 32

Birthplace/Resides: Born in Izumo, Japan...Resides in Fukuoka, Japan

Contract Status: Signed through 2013 with a club option for 2014

Major League Service: 1 year

Acquired: December 14, 2011; signed by the Orioles as a non-drafted free agent to a two-year contract with a club option for 2014



LHP

2012 HIGHLIGHTS

- Injured his left elbow in spring training and was placed on the DL, 3/28
- Had "Tommy John" surgery, 5/11, performed by Dr. Lewis Yocum and missed the entire season

PRO CAREER

2011: Went 16-5 with a 1.51 ERA (184.2IP, 31ER) in 26 games for Softbank, his ninth season with the Hawks...Posted career-high 23 Quality Starts...Named to the Nippon Professional Baseball All-Star Team...On August 3, became the fastest NPB left-hander to win 100 career games...Set career-highs in ERA, CG (4), SHO (2), IP, HR allowed (7) and WHIP (1.00)...Struck out 4.2 batters per walk allowed, setting a new career-high.

2010: Named the NPB Most Valuable Player as he led the league with 17 wins...Named to the Nippon Professional Baseball All-Star Team...Tied career-high with 169 K's.

2009: Went 4-5 with a 4.06 ERA (84.1IP, 38ER) in 15 games (13 starts)...Set new career-high with 9.3 K per 9.0IP.

2008: Pitched in the Beijing Olympic Games...Went 8-8 with a 3.61 ERA (162.0IP, 65ER) in 23 starts for Softbank.

2007: Went 12-10 with a 2.82 ERA (182.1IP, 57ER) in 26 starts.

2006: Helped Japan win the World Baseball Classic...Went 14-6 for Softbank, posting a 2.98 ERA (163.1IP, 54ER) in 24 games.

2005: Went 12-8 with a 3.27 ERA (181.2IP, 66ER) in 25 games.

2004: Went 10-6 with career-high 4.35 ERA (128.1IP, 62ER) in his sophomore campaign...Named to the Nippon Professional Baseball All-Star Team...Won a bronze medal as part of Team Japan in the Athens Olympic Games.

2003: Named Pacific League Rookie of the Year after going 14-5 with a 3.38 ERA (189.0IP, 71ER) and career-high 195 strikeouts in 26 games...Named to the Nippon Professional Baseball All-Star Team.

PERSONAL/MISCELLANEOUS

Played for the Fukuoka Softbank Hawks of the Japanese Pacific League in Nippon Professional Baseball for nine seasons before signing with the Orioles as a non-drafted free agent, December 14, 2011.

YEAR	CLUB	W	L	ERA	G	GS	CG	SHO	SV	IP	H	R	ER	HR	HB	BB	IBB	SO	WP	BK
2003	Fukuoka	14	5	3.38	26		8	2	0	189.0	165	77	71	26	1	61		195	1	0
2004	Fukuoka	10	6	4.35	19		7	0	0	128.1	110	67	62	23	3	38		115	2	0
2005	Fukuoka	12	8	3.27	25		4	0	0	181.2	154	69	66	17	2	57		167	4	0
2006	Fukuoka	14	6	2.98	24		6	3	0	163.1	137	57	54	18	1	42		136	2	0
2007	Fukuoka	12	10	2.82	26		2	0	0	182.0	168	65	57	15	5	42		169	6	1
2008	Fukuoka	8	8	3.61	23		3	0	0	162.0	167	65	65	12	3	36		123	3	0
2009	Fukuoka	4	5	4.06	15		1	1	0	84.1	72	39	38	13	1	24		87	1	0
2010	Fukuoka	17	8	3.14	26		1	0	0	169.1	145	59	59	11	1	55		169	2	0
2011	Fukuoka	16	5	1.51	26		4	2	0	184.2	145	33	31	7	4	40		168	5	0
2012	Norfolk	0	1	20.25	1	1	0	0	0	2.2	6	6	6	1	0	4	0	1	0	0
BALTIMORE-1																				
INJURED - DID NOT PITCH																				
Japanese Lg. Totals		107	61	3.13	210	?	36	8	0	1444.2	1263	531	503	142	21	395	?	1329	26	1
Minor Lg. Totals		0	1	20.25	1	1	0	0	0	2.2	6	6	6	1	0	4	0	1	0	0

1- Signed by the Orioles as a non-drafted free agent to a two-year contract, with a club option for 2014, on December 14, 2011

FRONT
OFFICE

ORIOLES
REACH

MANAGER &
COACHES

TSUYOSHI
WADA

2013
IN REVIEW

OPPONENTS

MINOR
LEAGUES

RECORDS &
HISTORY

ORIOLE PARK

MEDIA



MATT WIETERS³²

Matthew Richard Wieters

BATS	THROWS	HEIGHT	WEIGHT
SWITCH	RIGHT	6'5"	240

Born: May 21, 1986
2013 Opening Day Age: 26
Birthplace/Resides: Born in Charleston, SC...Resides in Sarasota, FL
Contract Status: Signed through 2013
M.L. Service: 3 years, 129 days
Acquired: Orioles 1st first round selection (fifth overall) in the 2007 First Year Player Draft

CA



GAME HIGHS & STREAKS

HITS: 4, three times, most recently June 14, 2012 vs. Pittsburgh...**RUNS:** 3, September 16, 2012 at Oakland...
DOUBLES: 2, nine times, most recently September 22, 2012 at Boston...**TRIPLES:** 1, three times, most recently May 4, 2012 at Boston...**HR:** 2, four times, most recently September 16, 2012 at Oakland...**RBI:** 5, four times, most recently August 8, 2012 vs. Seattle...**WALKS:** 4, August 23, 2011 at Minnesota...**SB:** 2, August 4, 2012 at Tampa Bay...
HITTING STREAK: 10 games, May 8-21, 2011

2012 HIGHLIGHTS

- Made second career All-Star team and won second career Gold Glove (also 2011), setting career-highs in G (144), AB (526), HR (23), RBI (83) and BB (60)
- Led AL catchers in games caught (134), putouts (994) and was 2nd in caught stealing (32) and 3rd in CS % (38.6)
- Batted .296/.389/.541 in final 27 games, beginning 9/1
- Had 3rd multi-HR game of the season, 9/16 @OAK (4th career)
- Had three CS, 8/25 vs. TOR, the 14th time three base runners have been CS in a game for the O's (first since 8/10/88)
- Collected career-high tying 5RBI, 8/8 vs. SEA
- Became first O's catcher with 2 SB in a game since J. Oates, 6/10/72, when he did it 8/4 @TB (equaled career total entering game)
- Hit first career Eutaw St HR, 6/29 vs. CLE
- Hit GW HR in the 8th inning, 6/24 vs. WAS
- Tied career-high with 4 hits & 5RBI, 6/14 vs. PIT
- Hit walk-off RBI 2B in 10th inning, 6/10 vs. PHI
- Hit first career GS (2nd 2HR game (also 7/26/10 @TOR)) & tied career-high with 5RBI (also 9/15/09 vs. TB), 4/16 @CWS
- Went 0-for-4 in AL Wild Card Game @TEX...Batted .150 (3-20) in 5G ALDS vs. NYY (2BB, 2B, 2R)

PRO CAREER

2011: Made first All-Star team, going 0-for-1 in the game...Won his first career Rawlings Gold Glove Award with a .995 fielding percentage which tied for the AL lead among catchers...Became the first Orioles catcher to win a Gold Glove...Set career-highs in G (139), AB (500), R (72), 2B (28), HR (22), RBI (68), BB (48) and SLG (.450)...Hit 20 HR as a catcher, the sixth such season in O's history (Hoiles – 29 in '93, 25 in '96 and 20 in '92; Hernandez – 23 in '06 and Johnson – 21 in '00)...Led AL catchers (min. 90G) with a caught stealing rate of 37.0%...Led AL catchers in R (68), was 2nd in H (126), 2B (27) and HR (20), 3rd in RBI (66) and OPS (.774) and 4th in BB (47)...Was 2nd among AL catchers in innings (1150; Avila – 1157) and games (132; Avila – 133)...Charged with only one passed ball this season...Every other AL catcher with 90G or more had at least 4PB...Improved his AB/HR ratio from 34.5 in the first half of the season to 16.0 in the second half, hitting 14 of his 22 HR after the break...Had career-high 10 game hit streak, May 8-21, (.400; 18-for-45)...Set career-high with three runs, April 19 vs. MIN...Matched season-high with 4RBI, April 29 @CWS...Batted .324/.390/.649 in 11game stretch, April 17-29...Hit GW RBI single in the 13th inn, May 10 vs. SEA...Threw out two attempted base stealers, including one to end game, May 22 vs. WAS...Had six 3-hit games; May 15 and 18, June 11, July 5 and August 8 and 20...Hit game-tying two-run HR, June 14 @TOR...Drew career-high 3BB, July 7 @BOS...Made first ML start at 1B, August 21 @LAA...Reached base safely a career-high five times (2B & 4BB), August 23 @MIN...Batted .302/.381/.570 in 24 August games...HR'd in 3 straight vs. TB, September 12-14...Batted .277 (17-256) with an .844 OPS in 72 home games and .246/.710 in 67 road games...Hit .259/.336/.504 after the All-Star break...Batted .321/.407/.519 in 123PA with RISP, the 13th best RISP avg. in the AL this season...Hit .435/.552/1.043 in 29PA in 7G vs. MIN.

2010: Became the first catcher in club history to open a season with three straight multi-hit games (three two-hit games)...Set a career-high with a 14-game hitting streak from June 9-25 and finished the season with active 14-game streak that began September 15...Finished the season with an active streak of reaching base safely in 11 consecutive games, a streak that began



September 20...Threw out 21 of 74 runners attempting to steal (28 percent)...Gunned down three of first four runners and four of last seven on the year...Was placed on the 15-day disabled list on July 10 with a strained right hamstring...Was reinstated July 25...Recorded first career two-homer game July 26 at Toronto (off Brandon Morrow and Casey Janssen)...Homered three times in a five-game span from May 1-5 (one vs. Boston and two at New York)...Had a career-high streak of 30 games without a home run (106 at-bats) from May 6-June 13 (previous high was a 28-game homerless stretch that covered 102 at-bats from July 6-August 17, 2009)...Hit seven of his 11 home runs against AL East foes, including three at Yankee Stadium...Has hit 12 of his 20 career homers against AL East clubs and 15 of his 20 homers against AL and NL East clubs (two against Florida and one against the Mets)...In his career, has now hit 15 home runs batting left-handed and five right-handed...11 of the 20 have gone to the opposite field (eight of the 11 opposite field blasts coming from the left side of the plate and three from the right side)...Recorded consecutive three-RBI games June 20-22 (at San Diego and vs. Florida)...Was 4-for-10 with 11 RBI with the bases loaded...Went 3-for-7 with a solo homer in two games as a designated hitter...Batted .324 (44-136) when ahead in the count but just .141 (19-135) when behind in the count...Batted .325 (41-126) in the sixth position in the lineup and .219 (70-320) elsewhere...Was 6th on the team with 130 games played and fifth with 22 doubles and 11 homers...Finished 5th on the team with 34 extra-base hits and 26 multi-hit games...Went 4-for-22 (.182) at Yankee Stadium but hit three home runs and drove in five runs...Also has three career homers at Rogers Centre...Featured on the cover of the March 15 issue of Sports Illustrated, the first time an Oriole has been on the cover of SI since Roberto Alomar graced the cover on October 14, 1996...Batted .220 with one homer and five RBI in 50 spring training at-bats.

2009: Had his contract selected from Triple-A Norfolk on May 29 and made his major league debut that night vs. DET...Wieters reached the big leagues with fewer games of minor league experience (169) than any active catcher in the major leagues, ahead of Chris Iannetta (236), Ivan Rodriguez (271), Chris Snyder (281) and Joe Mauer (284)...Flew out to right field in his first at-bat against Dontrelle Willis (Melvin Mora was thrown out trying to advance to third base on the flyout)...Tripled off Justin Verlander for his first major league hit on May 30...Since 1954, only four other catchers have tripled for their first major league hit: Dane Sardinha (DET), June 29, 2008; Yorvit Torrealba (SF), September 5, 2001; Pat Borders (TOR), April 6, 1988; and Chuck Lindstrom (CWS), September 28, 1958...Torrealba was catching when Sardinha hit his Triple-And Sardinha was catching when Wieters hit his triple...Hit his first ML HR vs. NYM on June 17, with a second inning two-run shot off Tim Lincecum...Homered in consecutive games, September 15-16...Six of his nine home runs went to the opposite field...Led all AL rookies in batting average (.288)...Hit safely in 21 of his last 29 games played...Batted .313 (68-217) with six homers and 26 RBI left-handed and .248 (34-137) with three homers and 17 RBI right-handed...Hit .310 (87-281) at night and .205 (15-73) in day games...Hit his first career walk-off home run, September 16 vs. TB (Springer)...Against AL East opponents, batted .327 (50-153) with 5 homers and 22 RBI...Hit .455 in 12 games against Boston and .405 in 10 games vs. TB...When hitting in the third position in the batting order, he batted .340 (17-50 in 12 games) and hit .280 in the fifth through eighth positions...Recorded a career-high 4 hits on July 28 vs. KC...Drove in a career-high 5 runs on September 15 vs. TB...Hit in a career-high 9 straight games, July 20-August 1, batting .424 (14-33) during the streak...Batted .362 (34-94) with 3 HR and 14 RBI in September (monthly highs in each category)...Hit in 15 of his last 19 games, batting .392 (29-74) to raise his average from .265 to .288...In his final 28 games (starting September 2), batted .343 (37-108) with 15 runs and 17 RBI...Had 8 multi-hit games in his last 15 contests...Had 17 RBI in his last 20 games after driving in 17 runs in his first 52 games...Started 84 games behind the plate, with the Orioles going 27-57 in those games...Served as the designated hitter in 9 games (3-6)...After the season, was named the top prospect in the International League by *Baseball America*.

2008: Named *Baseball America's* Player of the Year and Named to the Bank of America First Team All-Star Team...Recipient of the Brooks Robinson Award...Began the year with Class-A Frederick and hit .345 (79-229) with eight doubles, 15 home runs, 48 runs & 40 RBI in 69 games...Went 2-for-3 with a walk, 2 home runs, 3 runs scored and 3 RBI in his first professional game, April 4 vs. Lynchburg...Had a 2-home run game twice more for the Keys (May 9 @ Lynchburg and May 18 vs. Lynchburg)...Collected 4 hits and 4 runs scored for the Keys on June 6 @Winston-Salem...Transferred to Bowie on June 27, where he hit .365 (76-208) with 14 doubles, two triples, 12 home runs, 41 runs & 51 RBI in 61 games...Went 3-for-3 with a walk, 2 runs scored, 2 home runs and a career-high 6 RBI on August 8 vs. New Britain...Named the Organizational Player of the Month with Frederick in April, hitting .338 (24-71), with four 2B, five HR, 15 runs & 15 RBI...Named the Topps Player of the Month with Frederick in May, batting .337 (32-95) with two 2B, seven HR, 21 runs & 18 RBI...Named the Carolina League Player of the Week, May 5-11...Named the Organizational Player of the Month for August with Bowie, hitting .364 (36-99) with five 2B, 3B, six HR, 21 runs & 23 RBI...Had a season-high 17-game hit streak, July 1-18.

2007: Signed his first professional contract on August 23 and reported to Short-A Aberdeen...Worked out over the final week of season but was not activated...Made his pro debut with the Honolulu Sharks in the Hawaiian Winter League, where he batted .283 (30-106) with 9 doubles, a triple, homer and 17 RBI in 31 games...Hit safely in 22 games and reached base by hit or walk in 27 of 31 games, including 21 of his first 22 contests...Went 4-for-5 with 2 doubles, a homer and 3 RBI on October 26 vs. North Shore...Named the Orioles #1 prospect by *Baseball America* after the season.

COLLEGE CAREER

- Is one of just three players in Georgia Tech history to earn first-team All-America honors twice, joining Jason Varitek and Nomar Garciaparra.
- Named first-team All-America by *Baseball America* and Rivals.com and first-team All-Atlantic Coast Conference in 2007, first-team All-America by *Baseball America* and second-team All-ACC in 2006, and ACC Rookie of the Year, Freshman All-America

FRONT
OFFICEORIOLES
REACHMANAGER &
COACHESMATT
WIETERS2013
IN REVIEW

OPPONENTS

MINOR
LEAGUESRECORDS &
HISTORY

ORIOLE PARK

MEDIA



WIETERS

and first-team All-ACC in 2005.

- Was one of three finalists for the 2007 Johnny Bench Award as top collegiate catcher and was a semi-finalist for the USA Baseball Golden Spikes Award as nation's top college player.
- Finished his three-year career at Georgia Tech with a .359 batting average, 35 homers and 198 RBI in 185 games...Ranked 6th in the school history in doubles (54), 7th in RBI and saves (16), 13th in average and total bases (418), tied for 16th in home runs and 18th in hits (253).
- Served as Tech's primary closer for his first two seasons and was one of two closers his junior season... Went 5-10 with 16 saves and a 3.83 ERA in 59 games in which he pitched...Made his only start on May 9, 2007 at Georgia but did not get a decision.

2007: Hit safely in 46 of 56 games and reached base safely in his last 55 games...Led Georgia Tech with a .364 average...Led the team with 10 home runs, 59 RBI, 129 total bases and a .592 slugging percentage...As a pitcher, appeared in 12 games and went 1-4 with 3 saves and a 7.53 ERA.

2006: Hit safely in 54 of 68 games and batted .355 with 15 HR and 71 RBI...Named MVP of the NCAA Atlanta Regional after reaching base safely in 14 of 15 plate appearances, going 8-for-9 with 6 RBI, 6 runs, 6 walks and 3 HR...Hit .560 (14-25) with 5 HR, 10 RBI, 12 runs, 9 walks, and one HBP in 7 NCAA Tournament games...As a pitcher, went 1-3 with 7 saves and a 3.41 ERA.

2005: Hit .366 with 10 home runs and posted a .470 on base percentage...Had 68 RBI, a Georgia Tech record for freshmen...Earned ACC and National Player of the Week honors after going 12-for-14 with a grand slam and 8 RBI in Tech's sweep at Duke, 3/4-3/6...Earned his second ACC Player of the Week award on 3/28...Went 3-3 with 6 saves and a 2.85 ERA in 26 pitching appearances.

PERSONAL/MISCELLANEOUS

Selected by the Orioles in the 1st round (5th overall) of the 2007 First Year Player Draft...Married, wife's name is Maria...Couple had their first child, son Maverick Luther, on September 27, 2012.

YEAR	CLUB	AVG	G	AB	R	H	2B	3B	HR	RBI	SH	SF	HBP	BB	IBB	SO	SB	CS	GDP	SLG	OBP
2008	Frederick-1	.345	69	229	48	79	8	0	15	40	1	4	2	44	5	47	1	2	6	.576	.448
	Bowie	.365	61	208	41	76	14	2	12	51	0	3	1	38	3	29	1	0	9	.625	.460
2009	Norfolk	.305	39	141	25	43	9	2	5	30	0	2	0	20	1	30	0	0	6	.504	.387
	BALTIMORE	.288	96	354	35	102	15	1	9	43	0	2	1	28	2	86	0	0	11	.412	.340
2010	BALTIMORE	.249	130	446	37	111	22	1	11	55	0	7	2	47	7	94	0	1	13	.377	.319
2011	BALTIMORE	.262	139	500	72	131	28	0	22	68	0	1	2	48	3	84	1	0	16	.450	.328
2012	BALTIMORE	.249	144	526	67	131	27	1	23	83	0	3	4	60	4	112	3	0	17	.435	.329
	Minor Lg. Totals	.343	169	578	114	198	31	4	32	121	1	9	3	102	9	106	2	2	21	.576	.438
	BALTIMORE Totals	.260	509	1826	211	475	92	3	65	249	0	13	9	183	16	376	4	1	57	.421	.328
	American League	.260	509	1826	211	475	92	3	65	249	0	13	9	183	16	376	4	1	57	.421	.328
	ML Totals	.260	509	1826	211	475	92	3	65	249	0	13	9	183	16	376	4	1	57	.421	.328

1-Selected by the Orioles in the 1st round (#5 overall) of the 2007 First Year Player Draft

WILD CARD

YEAR	CLUB	AVG	G	AB	R	H	2B	3B	HR	RBI	SH	SF	HBP	BB	IBB	SO	SB	CS	GDP	SLG	OBP
2012	BAL vs. TEX	.000	1	4	0	0	0	0	0	0	0	0	0	0	0	2	0	0	0	.000	.000
	Totals	.000	1	4	0	0	0	0	0	0	0	0	0	0	0	2	0	0	0	.000	.000

DIVISION SERIES

YEAR	CLUB	AVG	G	AB	R	H	2B	3B	HR	RBI	SH	SF	HBP	BB	IBB	SO	SB	CS	GDP	SLG	OBP
2012	BAL vs. NYY	.150	5	20	2	3	1	0	0	0	0	0	0	2	0	2	0	0	0	.200	.227
	Totals	.150	5	20	2	3	1	0	0	0	0	0	0	2	0	2	0	0	0	.200	.227

ALL-STAR

YEAR	CLUB	AVG	G	AB	R	H	2B	3B	HR	RBI	SH	SF	HBP	BB	IBB	SO	SB	CS	GDP	SLG	OBP
2011	AL at ARI	.000	1	1	0	0	0	0	0	0	0	0	0	0	0	0	0	0	0	.000	.000
2012	AL at KC	.000	1	2	0	0	0	0	0	0	0	0	0	0	0	0	0	0	0	.000	.000
	Totals	.000	2	3	0	0	0	0	0	0	0	0	0	0	0	0	0	0	0	.000	.000

FIELDING

CA	PCT	G	PO	A	E	DP	1B	PCT	G	PO	A	E	DP
2009	.991	86	489	35	5	12	2011	1.000	1	4	0	0	2
2010	.994	126	775	51	5	10	Totals	1.000	1	4	0	0	2
2011	.995	132	855	70	5	14							
2012	.991	134	994	52	10	7							
	Totals	.993	478	3113	208	25	43						



Invitee

MIKE 85WRIGHT

Dennis Michael Wright

BATS
RIGHTTHROWS
RIGHTHEIGHT
6'6"WEIGHT
215

Born: January 3, 1990

2013 Opening Day Age: 23

Birthplace/Resides: Born in Bennettsville, SC...Resides in Laurel Hill, NC

Contract Status: Signed through 2013

Major League Service: None

Acquired: Selected by the Orioles in the 3rd round of the 2011 First Year Player Draft



RHP

2012 HIGHLIGHTS

- Split the season between Class-A Frederick (8GS) and Double-A Bowie (12GS)
- Went 6.0 or more innings in six of eight starts with Keys, posting a 2.91 ERA in 46.1IP
- Had three outings of 6.0 scoreless IP or more with Frederick (April 8, May 6 and 18)
- Held lefties to a .222/.250/.278 line in 54 AB against in the Carolina League
- Was tied for the league lead with five wins at the time of his promotion to Bowie
- Went 3-2 with a 3.93 ERA (34.1IP, 15ER) in six starts at home for the Baysox
- Held righties to a .250/.292/.428 line in 152 AB against in the Eastern League
- Named the O's #8 prospect after the season by *Baseball America*
- Made 7 appearances in the AFL after the season (0-5, 6.43 ERA in 21.0IP)

PRO CAREER

2011: Began his pro career and pitched at three levels in the O's system...Pitched in one game for the GCL Orioles, July 1 at the GCL Rays (IP, K)...Made seven starts for Class-A Aberdeen, going 2-1 with a 3.77 ERA (31.0IP, 13ER, 29K)...Closed his season with four games for Single-A Delmarva, striking out 12 batters in 13.2 IP.

PERSONAL/MISCELLANEOUS

Signed by Chris Gale...Attended East Carolina University.

YEAR	CLUB	W	L	ERA	G	GS	CG	SHO	SV	IP	H	R	ER	HR	HB	BB	IBB	SO	WP	BK
2011	Gulf Coast-1	0	0	0.00	1	0	0	0	0	1.0	0	0	0	0	0	0	0	1	0	0
	Aberdeen	2	1	3.77	7	7	0	0	0	31.0	29	15	13	3	1	6	0	29	3	0
	Delmarva	1	1	10.54	4	1	0	0	0	13.2	21	16	16	3	2	4	0	12	3	0
2012	Frederick	5	2	2.91	8	8	0	0	0	46.1	47	16	15	3	1	5	0	35	0	0
	Bowie	5	3	4.91	12	12	0	0	0	62.1	71	38	34	7	3	17	0	45	6	0
Minor Lg. Totals		13	7	4.55	32	28	0	0	0	154.1	168	85	78	16	7	32	0	122	12	0

1- Selected by the Orioles in the 3rd round of the 2011 First Year Player Draft

LEADING ACTIVE HOME RUN HITTERS VS. ORIOLES

Player	HR	Player	HR	Player	HR
Alex Rodriguez	59	Jason Giambi	29	Derek Jeter	24
Vernon Wells	35	Robinson Cano	24	Kevin Youkilis	23
David Ortiz	34	Nick Swisher	24		

2013 BALTIMORE ORIOLES ROSTER

Manager: Buck Showalter (26) **Coaches:** Rick Adair (41)-pitching, Bill Castro (57)-bullpen, Bobby Dickson (11)-third base, Wayne Kirby (23)-first base, Jim Presley (15)-hitting, John Russell (77)-bench
Trainers: Richie Bencels & Brian Ebel **Strength & Conditioning:** Joe Hogarty **Head Groundkeeper:** Nicole McFadyen **Public Relations:** Monica Barlow
Coordinator, Team Travel: Kevin Buck **Club Physician:** Dr. William Goldner **Clubhouse Managers:** Chris Guth (home), Fred Tyler (away)

#	PITCHERS (20)	B/T	HT	WT	Birthdate	Residence	M.L. Service	2012 CLUB	W-L	ERA	G	GS	CG	SHO	SV	P	H	R	ER	BB	K
34	Arieta, Jake	R/R	6-4	225	03/06/86	Austin, TX	2.066	Norfolk	5-4	4.02	10	10	1	1	0	56.0	46	25	25	28	54
								BALTIMORE	3-9	6.20	24	18	0	0	0	114.2	122	82	79	35	109
38	Ayala, Luis	R/R	6-2	175	01/12/78	Chandler, AZ	8.121	BALTIMORE	5-5	2.64	66	0	0	0	1	75.0	81	27	22	14	51
65	Belfiore, Mike	R/L	6-2	220	10/03/88	Commack, NY	0.000	Visalia	0-0	2.37	12	0	0	0	1	19.0	13	5	5	28	28
								Bowie	5-1	2.85	28	0	0	0	2	47.1	43	20	15	21	50
53	Britton, Zach	L/L	6-3	195	12/22/87	Weatherford, TX	1.117	Bowie	1-0	0.75	2	2	0	0	0	12.0	8	4	1	3	11
								Norfolk	4-2	4.91	6	9	0	0	0	51.1	49	29	28	20	37
49	Bundy, Dylan	S/R	6-1	200	11/15/92	Owasso, OK	0.015	BALTIMORE	5-3	5.07	12	11	0	0	0	60.1	61	37	34	32	53
								Delmarva	1-0	0.00	8	8	0	0	0	30.0	5	2	0	12	40
								Frederick	6-3	2.84	12	12	0	0	0	57.0	48	20	18	18	66
								Bowie	2-0	3.24	3	3	0	0	0	16.2	14	7	6	8	13
								BALTIMORE	0-0	0.00	2	0	0	0	0	1.2	1	0	0	0	0
16	Chen, Wei-Yin	L/L	6-0	195	07/21/85	Keelung City, Taiwan	1.000	BALTIMORE	12-11	4.02	32	32	0	0	0	192.2	186	97	86	57	154
64	Clark, Zach	R/R	6-0	195	07/11/83	Wilmington, DE	0.000	Bowie	10-5	3.19	20	19	1	0	0	121.1	112	47	43	38	66
								Norfolk	5-2	1.75	8	7	1	1	0	46.1	38	10	9	16	32
50	Gonzalez, Miguel	R/R	6-1	168	05/27/84	Pacoima, CA	1.107	Norfolk	3-2	1.61	14	6	0	0	1	44.2	22	12	8	10	53
								BALTIMORE	9-4	3.25	18	15	0	0	0	105.1	92	38	38	35	77
39	Hammel, Jason	R/R	6-6	215	09/02/82	Port Orchard, WA	5.153	Frederick	1-0	0.00	1	1	0	0	0	5.0	3	0	0	1	7
								BALTIMORE	8-6	3.43	20	20	1	1	0	118.0	104	48	45	42	113
29	Hunter, Tommy	R/R	6-3	248	07/03/86	Arlington, TX	3.066	Bowie	1-0	0.00	2	1	1	1	1	10.0	3	0	0	1	6
								Norfolk	2-1	4.66	3	3	1	0	0	19.1	20	10	10	5	14
43	Johnson, Jim	R/R	6-5	230	06/27/83	Sarasota, FL	4.165	BALTIMORE	7-8	5.45	33	20	0	0	0	133.2	161	85	81	27	77
52	Johnson, Steve	R/R	6-1	220	08/31/87	Kingsville, MD	0.056	BALTIMORE	2-1	2.49	71	0	0	0	51	68.2	55	21	19	15	41
								Norfolk	4-8	2.86	19	14	1	0	0	91.1	66	38	29	31	86
17	Matusz, Brian	L/L	6-5	190	02/11/87	Paradise Valley, AZ	2.156	BALTIMORE	4-0	2.11	12	4	0	0	0	38.1	23	9	9	18	46
								Norfolk	2-1	4.21	10	6	1	1	1	47.0	43	24	22	15	32
66	McFarland, T.J.	L/L	6-3	220	06/08/89	Orland Park, IL	0.000	BALTIMORE	6-10	4.87	34	16	0	0	0	96.0	112	61	53	41	81
								Akron	8-2	2.69	10	10	1	0	0	60.1	61	18	12	41	61
56	O'Day, Darren	R/R	6-4	220	10/22/82	Smyrna, GA	4.103	Columbus	8-6	4.82	17	17	1	1	0	102.2	112	55	55	33	55
40	Pattin, Troy	S/L	6-1	185	09/03/85	Magdolia, TX	2.150	BALTIMORE	7-1	2.28	69	0	0	0	0	67.0	49	17	17	14	69
78	Redmond, Todd	R/R	6-2	215	05/17/85	St. Petersburg, FL	0.040	BALTIMORE	1-0	2.43	54	0	0	0	0	55.2	45	15	12	49	52
								Gwinnett	6-6	3.58	18	18	1	1	0	105.2	107	50	42	28	96
								Louisville	2-5	3.77	8	7	0	0	0	43.0	43	21	18	11	40
								CINCINNATI	0-1	10.80	1	1	0	0	0	3.1	7	4	4	5	2
47	Strop, Pedro	R/R	6-0	175	06/13/85	San Cristobal, DR	1.156	BALTIMORE	5-2	2.44	70	0	0	0	3	66.1	52	18	18	37	58
30	Tillman, Chris	R/R	6-5	200	04/15/88	Fountain Valley, CA	1.113	Bowie	0-1	8.10	1	1	0	0	0	3.1	4	3	2	2	2
								Norfolk	8-8	3.63	16	15	1	0	0	89.1	85	36	36	30	92
18	Wada, Tsuyoshi	L/L	5-11	180	02/21/81	Fukuoka, Japan	1.000	BALTIMORE	9-3	2.93	15	15	0	0	0	86.0	66	38	28	24	66

INJURED - DID NOT PITCH

2013 BALTIMORE ORIOLES SPRING TRAINING INVITEES

#	PITCHERS (9)		HT	WT	Birthdate	Residence	M.L. Service	2012 CLUB	WL	ERA	G	GS	CG	SHO	SV	IP	H	R	ER	BB	K
	B/T																				
68	Bradlock, Zach	L/L	6-2	245	08/23/87	Southampton, NJ	1,058	Aberdeen	0-0	0.00	2	2	0	0	0	6.0	1	0	0	0	5
75	Gausman, Kevin	L/R	6-3	190	01/06/91	Centennial, CO	0.000	Frederick	0-1	6.00	3	3	0	0	0	9.0	10	6	6	1	8
27	Hendrickson, Mark	L/L	6-10	240	06/23/74	York, PA	8,086	Gwinnett	4-6	4.98	14	14	1	0	0	72.1	79	47	40	16	39
48	Jurjens, Jar	R/R	6-1	200	01/29/86	Willemsstad, Curaçao	4,142	ATLANTA	3-4	6.89	11	10	0	0	0	48.1	72	40	37	18	19
54	McCutchen, Daniel	R/R	6-2	215	09/26/82	New Braunfels, TX	2,010	Bradenton	0-0	0.00	1	0	0	0	0	2.0	0	0	0	0	1
84	Rodriguez, Eduardo	L/L	6-2	175	04/07/93	Valencia, VZ	0.000	Indianapolis	0-1	INF	1	0	0	0	0	63.1	54	25	21	14	55
61	Russell, Adam	R/R	6-8	250	04/14/83	Huron, OH	1,135	PITTSBURGH	0-1	INF	1	0	0	0	0	0.0	1	2	2	1	0
55	Schlereth, Daniel	L/L	6-0	210	05/09/86	Castle Rock, CO	2,111	Delmarva	5-7	3.70	22	22	1	0	0	107.0	103	56	44	30	73
85	Wright, Mike	R/R	6-5	195	01/03/90	Laurel Hill, NC	0.000	Gwinnett	3-3	7.28	31	0	0	0	0	38.1	52	34	31	26	37
73	de San Miguel, Allan	R/R	5-9	205	02/01/88	Perth, Australia	0.000	Arkansas	0-0	0.00	1	0	0	0	0	1.0	0	0	0	0	3
74	Gil, Jose	R/R	6-0	205	09/04/86	Barcelona, VZ	0.000	Salt Lake	0-0	6.75	12	0	0	0	0	10.2	14	9	8	7	9
76	Martinez, Luis	R/R	6-0	210	04/03/85	Miami, FL	0.116	Lakeland	0-0	1.13	8	6	0	0	0	8.0	6	1	1	7	9
63	Robinson, Chris	R/R	6-0	220	05/12/84	Dorchester, Canada	0.000	Toledo	0-0	10.80	3	0	0	0	0	1.2	3	2	2	4	2
60	Dickerson, Chris	L/L	6-4	230	04/10/82	Naperville, IL	2,171	Frederick	5-2	2.91	8	8	0	0	0	46.1	47	16	15	5	35
51	Ford, Lew	R/R	6-0	195	08/12/76	Islip Terrace, NY	4,171	Bowie	5-3	4.91	12	12	0	0	0	62.1	71	38	34	17	45
#	CATCHERS (4)		HT	WT	Birthdate	Residence	M.L. Service	2012 CLUB	AVG	OBP	SLG	G	AB	R	H	2B	3B	HR	RBI	BB	K
60	Dickerson, Chris	L/L	6-4	230	04/10/82	Naperville, IL	2,171	Scranton/Wilkes-Barre	.286	.417	.515	69	266	57	84	24	4	7	25	49	73
51	Ford, Lew	R/R	6-0	195	08/12/76	Islip Terrace, NY	4,171	NEW YORK (AL)	.286	.412	.714	25	14	5	4	0	0	2	5	3	5
45	Ishikawa, Travis	L/L	6-3	225	09/24/83	Danville, CA	3,072	Long Island	.331	.398	.627	19	75	16	25	6	2	4	14	6	21
36	Jackson, Conor	R/R	6-2	215	05/07/82	Austin, TX	6,067	Norfolk	.333	.390	.550	62	242	35	80	14	3	11	40	23	43
28	Pearce, Steve	R/R	5-11	210	04/13/83	Lakeland, FL	3,116	BALTIMORE	.183	.352	.256	26	71	1	13	3	0	3	4	7	13
72	Pridle, Jason	L/R	6-1	205	10/09/83	Gilbert, AZ	1,047	Nashville	.222	.333	.389	6	18	1	4	3	0	0	5	3	2
25	Robinson, Trayvon	S/R	5-10	200	09/01/87	Phoenix, AZ	0.127	MILWAUKEE	.257	.329	.428	94	152	19	39	12	1	4	30	13	42
69	Romero, Numan	S/R	6-0	160	01/24/85	Anzoategui, VZ	0.035	Charlotte	.277	.363	.454	88	318	44	88	23	0	9	41	43	33
								Scranton/Wilkes-Barre	.318	.419	.568	53	192	37	61	15	0	11	30	29	33
								BALTIMORE	.254	.321	.437	28	71	8	18	4	0	3	14	8	17
								HOUSTON	.254	.347	.349	21	63	2	16	4	0	4	7	16	8
								NEW YORK (AL)	.160	.300	.280	12	25	6	4	0	0	1	4	5	8
								Lehigh Valley	.298	.356	.455	49	178	17	53	7	3	5	22	16	38
								PHILADELPHIA	.300	.300	.700	9	10	1	3	1	0	1	3	0	0
								Tacoma	.265	.331	.409	83	340	50	90	18	2	9	41	34	85
								SEATTLE	.221	.294	.324	46	145	16	32	4	1	3	12	14	43
								Erie	.300	.367	.421	135	523	73	157	25	4	9	67	54	65

2012 IN REVIEW





BALTIMORE ORIOLES

YEAR IN REVIEW – ORIOLES IN 2012

SUMMARY: The Orioles went 93-69 and secured a Wild Card spot in the postseason...The 93 wins were their most since 1997 (won 98)...The Orioles snapped a skid of 14 consecutive losing seasons...Prior to that skid, the O's had 13 losing seasons in their first 44 seasons...After their loss July 17 at Minnesota, which dropped their record to 46-44, the O's went 47-25, with 24 of the 47 wins being decided by one (13) or two runs (11)...The Birds won 38 of their last 56 games....The postseason berth was the first for the Orioles since 1997 when they lost to Cleveland four games to two in the ALCS...From August 1 through the end of the regular season, the Orioles had the best winning percentage in baseball (38-20, .655).

THANK YOU FANS: The Orioles drew 2,102,240 fans, marking the 23rd time the Orioles have drawn more than 2 million fans...It was the 17th time the O's have drawn 2 million in a season at Camden Yards...The Orioles had eight home sellouts.

AWARDS: **Adam Jones** was named Most Valuable Oriole...**Manny Machado** was named American League Co-Player of the Week (with **Adrian Gonzalez**) for the week ending August 12...**Chris Davis** was named AL Co-Player of the Week (with **Justin Verlander**) for the week of September 30.

CONGRATULATIONS: **Buck Showalter** won his 1,000th career game May 1 at New York to become the 58th manager in major league history to reach 1,000...Of the previous 57 managers to win 1,000, 29 are in the Hall of Fame and 13 others are not yet eligible for induction...Showalter is seventh among active managers in wins.

ALL-STAR GAME REVIEW: **Matt Wieters**, **Adam Jones** and **Jim Johnson** were named to the American League All-Star team...It was Johnson's first selection and the second for Jones and Wieters...Jones was hitless in his only at-bat and recorded three putouts in centerfield...Wieters was hitless in two at-bats and Johnson worked a perfect inning in the eighth, striking out **Michael Bourn** to end the eighth inning...RHP **Jason Hammel** was an All-Star Game candidate on the final vote competition...The last time the O's had more than one All-Star was 2005, when four O's were selected for the team: **Brian Roberts** (started), **Miguel Tejada** (started), **BJ Ryan** and **Melvin Mora**.

ROAD WARRIORS: The Orioles recorded 46 road wins, 16 more than their total in 2011 (30) and their most since 1997 (52)...The 46 road wins were the most in the AL.

BUCK-BALL: The Orioles were 29-9 (.763) in one run games for the best winning percentage in major league history in one-run affairs...The record was previously held by the 1981 Orioles, who were 21-7 (.750) in one-run affairs.

CLOSE CALLS: The Orioles were 54-23 in games decided by one (29-9) or two (25-14) runs...The Orioles' franchise-record streak of 13 straight wins in one-run games (dating back to June 22) was snapped September 1...According to Elias, it was the longest winning streak in one-run games since the 1984 Toronto Blue Jays won 19 straight one-run games.

SECOND-YEAR SENSATION: In **Buck Showalter's** second full season as manager, the Orioles won 93 games, a 24-game improvement over last year's 69-93 mark...In 2004, Showalter's second full year in Texas, he led the Texas Rangers to an 18-game improvement and was named the AL Manager of the Year...In Showalter's second full year in Arizona (1999), he led a 35-game improvement...His second full year in New York (1993) resulted in a 12-game improvement...The O's are 196-185 under Showalter.

THE WEST WAS A PEST: The Orioles had a 16-18 record (.471) against the AL West this season, putting them on a 76-win pace over 162 games...Baltimore was 77-51 (.602) against the rest of baseball, a 97-win pace over a full season.

INTERLEAGUE WRAP-UP: The Orioles went 11-7 in Interleague Play, tying the best mark in franchise history

2012 IN REVIEW



(also 1999, 2008 and 2009)...The O's won five of the six Interleague series, matching their best season series record (also 2009)...The Birds finished above .500 against the NL for the fourth time in 16 seasons...The Birds tied for the fourth-most Interleague wins, behind the Rangers (14), Yankees (13) and Angels (12)...The Orioles are 126-156 all-time in Interleague Play, going 71-71 against the NL at home and 55-85 on the road.

THE NEW IRONMAN: **Adam Jones** played in all 162 games, becoming the first Oriole to play 162 or more games in a season since Miguel Tejada in 2006...Since 1954, only seven other players have played in 162 or more games for the Orioles: **Cal Ripken Jr.** (10 times), **Brooks Robinson** (four times), **Miguel Tejada** (three times), **Rafael Palmeiro** (twice), **B.J. Surhoff** (twice), **Bobby Grich**, and **Eddie Murray**...**Cal Ripken** (1996) and **Brooks Robinson** (1961 and 1964) are the only Orioles to play in 163 games in a season for the Birds (all three as a result of tie games that were called due to rain and later replayed from the start, with the statistics from the tie game still counting).

SPREADING THE WEALTH: The Orioles had 19 different players record a pitching win in 2012 (18 pitchers and **Chris Davis**), one shy of last year's club record...The 2001 team is the only other Orioles team with as many as 19 different players picking up wins.

STRANGE YEAR: In their 162 games, the O's had 47 games where they failed to get a hit with runners in scoring position and 32 more where they posted just one hit with RISP...The Orioles won 18 of the 47 games in which they did not get a hit with RISP and won 14 of the 32 games in which they recorded just one hit with RISP.

THE CLOSER: **Jim Johnson** recorded a club record 51 saves on the year, becoming the 10th pitcher to record at least 50 saves in a season since the save became an official statistic in 1969...He joined **Francisco Rodriguez**, **Bobby Thigpen**, **Eric Gagne** (twice), **John Smoltz**, **Trevor Hoffman**, **Randy Myers**, **Rod Beck**, **Dennis Eckersley** and **Mariano Rivera** (twice) in the 50-save club...He is the sixth pitcher to do it in the AL...According to Elias, Johnson is the first pitcher to have fewer than 60 strikeouts (he had 41) at the time of his 50th save...Johnson's 51 saves topped **Randy Myers'** 45 in 1997...He became the first Oriole to be named MLB's Delivery Man of the Month in May (award began in '05)...Johnson was 2-0 and 20-for-21 in save opportunities against AL East foes this year and had a 0.80 ERA (33.2IP, 3ER) in the division...After allowing six earned runs in 0.1IP on July 27 against Oakland, Johnson made 26 appearances, recording 21 saves and allowing just 12 runners into scoring position...In those 26 games, he allowed 17 hits and four walks while striking out 16 over 25.0 innings...Opponents batted .195 against him (17-87) in those 26 outings.

CONSISTENCY: After dropping home series to the Rays and Athletics July 24-29, the Orioles played 19 series, winning 13 of them after (with five sweeps), splitting three series and losing just three (on the road at Texas, Oakland and Tampa Bay)...During that run, the O's were 6-0-3 in home series and 7-3-0 in road series...The O's won 30 series in 2012 after winning just 16 series in 2011...The last time the Birds won 30 or more series in one year was 1997 (their last winning season), when they won 31.

FRESH FACES: The Orioles used 52 different players in 2012, with 32 making their Orioles debut...It was the second time in franchise history the Orioles have used more than 50 players in a season (the 1955 Orioles used 54 players)...The Birds used 50 players in 2011 and 2000...The 32 Oriole debuts are the most since the club's first two seasons (1954, when all players were new and 1955, when 43 players debuted)...The next highest total was 25 debuts in 2000...OF **L.J. Hoes** became the first position player born in Maryland to debut as an Oriole since **Cal Ripken, Jr.** made his debut on August 10, 1981.

CLEANING IT UP: From Opening Day through August 8, Orioles third basemen combined for 24 errors and were last in the majors with a .914 fielding percentage (the team had a .980 fielding percentage, the worst in the majors)...After the Orioles selected the contract of **Manny Machado** on August 9, he played every inning at third base, making five errors for the fifth-best fielding percentage among AL third basemen (.967), and the Orioles as a team made just 19 errors for a .990 fielding percentage, both tops in the majors.

A LOT OF WORK: Orioles pitchers worked 1483.0 innings in 2012 to set a club record...The 1970 club previously held the record by working 1478.2 innings in a 108-win, World Championship season.

FRONT
OFFICE

ORIOLES
REACH

MANAGER &
COACHES

2013
ORIOLES

2012
IN REVIEW

OPPONENTS

MINOR
LEAGUES

RECORDS &
HISTORY

ORIOLE PARK

MEDIA



BALTIMORE ORIOLES

FRONT OFFICE
ORIOLES REACH
MANAGER & COACHES
ORIOLES 2013
IN REVIEW
2012
OPPONENTS
MINOR LEAGUES
RECORDS & HISTORY
ORIOLE PARK
MEDIA

ANOTHER BEAST IN THE EAST: The O's won nine of their 12 road series against the AL East (three in New York and Boston, two in Toronto and one in Tampa Bay)...The Birds were swept in Toronto, May 28-30 and dropped two series at Tampa Bay...The Orioles' seven wins in Boston were the 3rd-most in franchise history (eight in 1960 and 1966) and their six wins in New York were their most since 1976 (eight).

FEAST ON THE EAST: The Orioles had a .500 or better record against each team in the AL East in 2012...The last time the Orioles had a .500 or better record against each team in the AL East was 1970 (13-5 vs. Boston, 11-7 vs. Detroit, 14-4 vs. Cleveland, 11-7 vs. New York and 7-5 vs. Milwaukee)...In 2012, the Orioles played .597 ball in the division (43-29)...The last time the Birds had a higher winning percentage in the division was 1980 (.628; 49-29).

CRUSH DAVIS: Chris Davis homered in six consecutive games September 26-October 2 (had seven homers during the streak) to tie Reggie Jackson's club record (July 18-23, 1976)...According to Elias, Davis is only the fourth player since 1900 to have a six-game homer streak starting September 1 or later, joining Willie Mays in September 1955, Jose Cruz Jr. in 2001, Travis Hafner in 2005 and Frank Thomas in 2006.

DYNAMIC DUO: Chris Davis hit 33 home runs and Adam Jones hit 32 to make them the fifth duo of Orioles to hit 30 or more homers in the same season...It was the sixth time it has happened, with the others being J.J. Hardy/Mark Reynolds in 2011, Brady Anderson/Rafael Palmeiro in 1996, Eddie Murray/Larry Sheets in 1987 and Boog Powell/Frank Robinson in 1969 and 1966...The Orioles (Adam Jones/Chris Davis) were one of seven teams to have at least two players with 30 or more home runs, joining the Angels (Trumbo/Pujols/Trout), Yankees (Granderson/Cano), Pirates (McCutchen/Alvarez), Tigers (Felder/Cabrera), Brewers (Hart/Braun) and Rangers (Hamilton/Beltre).

THE BOMB SQUAD: The Orioles hit 214 home runs in 2012, the second-most in Orioles history (the 1996 team holds the record with 257)...The Orioles, White Sox, Yankees and Cardinals were the only teams in baseball to have five players with 20 or more home runs...The 2011 O's had four players with 20 or more...The last Oriole team to have five or more players with 20 or more homers was the 2008 squad that also had five.

CHARM CITY CRUSHERS: The Birds hit 127 home runs at Camden Yards, setting a franchise record (old record was 121 by the 1996 team)...Only the Yankees (129) hit more home runs at home...There were 225 home runs hit at Camden Yards in 2012, the second-most in park history behind the 229 in 1996.

SOUTHPAW SHIFT: The Orioles were 26-18 in games in which their opponent started a left-handed pitcher (17-8 at home, 9-10 on the road)...The 26 wins are more than the O's produced against lefties in 2011 (19-28) or 2010 (18-33)...The last year the O's had a winning record when their opponent started lefties was in 1997 (33-19).

EXTRA INNINGS: The Orioles won their last 16 extra innings games, extending a franchise record...The Birds played 60 extra innings this year and outscored their opponents 33-5 in extra frames...According to Elias, the 16-game win streak in extra innings is the longest in the majors since the 1949 Indians won 17 straight...The O's won games in 10, 11, 12, 13, 14, 15, 17 and 18 innings and according to Elias, marking the first time in major league history a team has won games in eight different extra innings...In the games that followed extra innings games, the O's were 13-5 (5-3 at home, 8-2 on the road)...The Orioles played 10 games that went 12 or more innings...The Birds were 9-1 in those games (only loss was April 10 vs. New York)...According to Elias, the last time the O's played 10 games that went 12 or more innings was 1966 (10) and the all-time franchise record was set by the St. Louis Browns in 1914, with 13 games that went 12 or more innings...The Birds have played five games of 14 or more innings, going 5-0...On September 18-19, the O's played back-to-back games of at least 11 innings for the first time since 1991...In games that went extra innings this year, the Oriole bullpen pitched to a 1.37 ERA (11.2IP, 17ER)...After the ninth inning in those games, the bullpen pitched to a 0.75 ERA (60.0IP, 5ER) and had a 3.8 K/BB rate (61/16).

COMEBACK KIDS: The Orioles were 36-48 when their opponent scored first...In the previous two years, the Birds were 44-128 when their opponent scored first (22-63 in 2011 and 22-65 in 2010).

2012 IN REVIEW



JONESIN': **Adam Jones** recorded a hit in 125 of his 162 games played and hit a career-high 32 home runs, with 20 of his 32 homers tying the game (3) or giving the O's the lead (17)...Jones and **Prince Fielder** were the only players to play in all 162 games...Made his second All-Star team (also 2009 in St. Louis)...Orioles were 23-8 when he homered...Recorded the eighth season with 30 or more home runs as an outfielder in Orioles history and was the sixth Orioles outfielder to hit 30 or more home runs in a season, joining **Brady Anderson** (50 in 1996), **Albert Belle** (37 in 1999), **Frank Robinson** (49 in 1966, 30 in 1969 and 30 in 1967), **Boog Powell** (39 in 1964) and **Ken Singleton** (32 in 1979)...Scored his 100th run September 24 to become the 16th Oriole to score 100 or more runs in a season (there have been 27 100-run seasons by Orioles since 1954, led by **Brady Anderson** and **Brian Roberts** (four each) with Roberts (110 in 2009) being the last Oriole to score 100 times in a year...Became the seventh Oriole to hit 30 or more homers and score 100 or more runs in the same season, joining **Eddie Murray** (1980, 1983, 1985), **Frank Robinson** (1966, 1969), **Rafael Palmeiro** (1996), **Albert Belle** (1999), **Miguel Tejada** (2004) and **Brady Anderson** (1996)...Hit the 100th home run of his career August 28 and his 100th as an Oriole on September 6 to become the 22nd player to hit 100 for the Orioles...Was two hits and one double shy of becoming the first player in franchise history to record 100 hits, 50 runs, 20 doubles, 20 home runs and 10 stolen bases before the All-Star break...According to Elias, the last player to have four game-winning RBI in the 12th inning or later in one season was Houston's **Rafael Ramirez** in 1989.

HOME RUN HISTORY: With his home run September 26 at 42 years, 30 days old, **Jim Thome** became the oldest player to hit a home run for the Orioles...Thome was 11 days older than **Tim Lincecum** when he homered for the Birds against Boston's **Tim Lincecum** on October 5, 2001 at 42 years, 19 days old.

PLAYER DEVELOPMENT AWARDS: Director of Pitching Development **Rick Peterson** won the **Cal Ripken Sr.** Player Development Award for his work with the organization's pitchers...RHP **Dylan Bundy** was named winner of the **Jim Palmer** Award as Minor League Pitcher of the Year...OF **L.J. Hoese** was named winner of the **Brooks Robinson** Minor League Player of the Year Award...LHP **Trent Howard** was named winner of the **Elrod Hendricks** Community Service Award...Special Assignment Scout **Jim Howard** was honored as the **Jim Russo** Scout of the Year...His recommendations led to the trade for **Jason Hammel** and **Matt Lindstrom** and Howard also signed closer **Jim Johnson** in 2011.

JOHNSON NOMINATED FOR CLEMENTE AWARD: Closer **Jim Johnson** was nominated for the Roberto Clemente Award...The annual award recognizes the MLB player who best represents the game of baseball through positive contributions on and off the field, including sportsmanship and community involvement.

ROSTER CHAOS: The Orioles made 178 roster moves in 2012...The Birds recalled 36 players, optioned 33, placed 15 players on the 15-day disabled list, selected the contract of 19 players, designated 17 players for assignment, reinstated 14 from the disabled list, placed 11 players on the 60-day disabled list, outrighted 10 players, traded for seven players, traded away two players, placed five players on waivers, claimed two players on waivers, released two players, signed one player as a free agent, added one player to the roster and had one player go on paternity leave.

AMAZING AUGUST: The Orioles were 18-9 (.667) in August (12-4 at home, 6-5 on the road), marking their most wins in any month (previous high was 15 in May)...The last time the Birds won 18 games in a month was September 2004 (18)...According to Elias, the Orioles' winning percentage was the best in the majors in August and marked the first time the Orioles have produced the majors' highest winning percentage (or even tied for the highest) in any month in which every big-league team played at least 10 games since May of 1997, when the Birds went 20-8 under **Davey Johnson**.

EUTAW STREET TRAFFIC: **Chris Davis** hit his third career Eutaw Street home run on August 24, the ninth ball to land there in 2012 and the most in one season in Camden Yards history, topping the eight hit in 2008...Of the 66 homers to land on Eutaw Street, it was the 28th by an Oriole.

THREE'S COMPANY: The Orioles were involved in consecutive games that featured a three-homer game by an individual for or against them (**Adrian Beltre** August 22 and **Chris Davis** August 24)...According to Elias, it is the first time in major league history a team has been involved in consecutive three-homer games.

FRONT
OFFICE

ORIOLES
REACH

MANAGER &
COACHES

2013
ORIOLES

2012
IN REVIEW

OPPONENTS

MINOR
LEAGUES

RECORDS &
HISTORY

ORIOLE PARK

MEDIA



BALTIMORE ORIOLES

MOVE OVER, BABE: With his win as a pitcher at Boston on May 6 and his three-homer game August 24, **Chris Davis** became the fourth player in major league history to record a pitching win and a three-homer game in the same season...According to Elias, the other three players are **Guy Hecker** of the 1886 Louisville Colonels, Baltimore native **Babe Ruth** of the 1930 New York Yankees and **Jim Tobin** of the 1942 Boston Braves...Hecker was primarily a pitcher, winning 26 games in 1886 and hitting four homers; Ruth hit 49 homers as an outfielder and had one win as a pitcher in 1930; and Tobin was also a pitcher, winning 12 games in 1942, while homering six times.

HAT TRICK: On August 24, **Chris Davis** recorded his first career three-homer game and the 19th in Orioles history (last was **Nick Markakis** on August 22, 2006)...It was the fourth three-homer game by an Oriole at Camden Yards (also Markakis, **Albert Belle** and **Roberto Alomar**)...It was the seventh time in Camden Yards history that an individual hit three or more homers in a game as **Erubiel Durazo** (2004), **Mark Texeira** (2006) and **Josh Hamilton** (four homers on May 8) also accomplished the feat in Baltimore.

FAMILY AFFAIR: RHP **Steve Johnson** won his first major league start August 8, 23 years to the day that his father, **Dave**, picked up his first major league win with the Orioles, beating the Twins...The Johnsons are the sixth father-son duo to play for the Orioles, joining **Bob** and **Terry Kennedy**, **Don** and **Damon Buford**, **John O'Donoghue Sr.** and **John O'Donoghue Jr.**, **Dave** and **Derrick May** and **Tim Raines Sr.** and **Tim Raines Jr.**

WELCOME TO THE CLUB: **Taylor Teagarden** hit a walk-off home run in his second at-bat in his first game with the Orioles July 14...According to Elias, he became the first player in franchise history to hit a walk-off homer in his first game with the Orioles...Before July 14, the last player to hit a walk-off homer in his first game with a team was **Joe Randa** on April 4, 2005 in his debut with the Reds.

WITH THE FOURTH PICK...: The Orioles selected RHP **Kevin Gausman** of Louisiana State University with the fourth overall pick of the 2012 First Year Player Draft...Gausman, 21, became the third Orioles' first round pick out of LSU, joining INF **Mike Fontenot** (2001 – 19th overall) and RHP **Ben McDonald** (1989 – 1st overall)...Gausman's pitching coach at LSU was former Orioles bullpen coach **Alan Dunn** (2007-2010)...The 6-4, 185-pound draft-eligible sophomore from Centennial, CO, was 11-1 with a 2.72 ERA (115.2IP, 35ER), 128 strikeouts, 27 walks and two complete games in 16 starts for LSU in 2012...He was originally selected by the Los Angeles Dodgers in the sixth round of the 2010 First Year Player Draft after being named a two-time All-State selection, two-time Perfect Game High School All-American, 2009 Under Armour All-American, 2009 AFLAC All-American and gold medal winner with the USA Baseball Junior National Team.

HISTORIC HOMERS: Two days after watching **Josh Hamilton** become the 16th player in major league history to homer four times in one game, the Orioles became the first team in American League history to have the first three batters of the game hit home runs on May 10 as **Ryan Flaherty**, **J.J. Hardy** and **Nick Markakis** each went deep in the first inning...The last team to hit three consecutive home runs to lead off a game was Milwaukee on September 9, 2007 (**Rickie Weeks**, **J.J. Hardy** and **Ryan Braun**).

SPRING TRAINING REPORT: In their third season in Sarasota in 2012, the Orioles drew 106,398 for 15 home games for an average of 7,093...The 106,398 marks the second-highest spring training attendance total in franchise history (behind the 115,506 in 16 dates last spring in 2011) and sets a mark for most fans in a 15-game home spring schedule in franchise history...The Orioles sold out eight of their 15 home games in 2012...The 7,093 average was the second-highest average in franchise history behind the 7,219 average set in 2011...The Birds went 11-13-6 during the exhibition schedule, including a 5-8-2 record at Ed Smith Stadium...The six ties were the most in the majors since Elias began tracking spring training games in 1993, until the Tampa Bay Rays tied their sixth game two days after the Orioles' last tie on March 31.

2012 IN REVIEW



ORIOLES DAY-BY-DAY RECORD 2012

G	Date	Opp.	DIN	HR	W-L	Score	Pitcher	Winning Pitcher	Losing Save	Rec.	Pos.	GB	Alt.
1	04/06	vs. MIN	H-D	W	4-2	ARRIETA-s (1-0)	Pavano-s (0-1)	JOHNSON (1)	1-0	T1	-	-	*46,773
2	04/07	vs. MIN	H-N	W	8-2	HUNTER-s (1-0)	Liriano-s (0-1)	-	2-0	T1	-	-	31,532
3	04/08	vs. MIN	H-D	W	3-1	HAMMEL-s (1-0)	Swarzak-s (0-1)	JOHNSON (2)	3-0	T1	-	-	14,738
4	04/09	vs. NYY	H-N	L	2-6	Nova-s (1-0)	MATUSZ-s (0-1)	-	3-1	2	-0.5	-	25,478
5	04/10	vs. NYY	H-N	L	4-5 (12)	Rapada-r (1-0)	STROP-r (0-1)	Rivera (1)	3-2	T2	-0.5	-	24,659
6	04/11	vs. NYY	H-N	L	4-5 (19)	Soriano-r (1-0)	GREGG-r (0-1)	Rivera (2)	3-3	T3	-1.0	-	22,919
7	04/13	@ TOR	R-N	W	7-5	O'DAY-r (1-0)	Oliver-r (0-1)	JOHNSON (3)	4-3	T1	-	-	21,988
8	04/14	@ TOR	R-D	W	6-4	AYALA-r (1-0)	Cordero-r (0-1)	JOHNSON (4)	5-3	T1	-	-	28,355
9	04/15	@ TOR	R-D	L	2-9	Drabeks (2-0)	MATUSZ-s (2-0)	-	5-4	T1	-	-	20,252
10	04/16	@ CWS	R-N	W	10-4 (10)	STROP-r (1-1)	Stewart-r (0-1)	-	6-4	1	+0.5	-	13,732
11	04/17	@ CWS	R-N	W	3-2	CHEN-s (1-0)	Danks-s (1-2)	JOHNSON (5)	7-4	1	+0.5	-	11,267
12	04/18	@ CWS	R-N	L	1-8	Peavy-s (2-0)	HUNTER-s (1-1)	-	7-5	1	+0.5	-	13,818
13	04/19	@ CWS	R-D	W	5-3	HAMMEL-s (2-0)	Floyd-s (1-2)	JOHNSON (6)	8-5	1	+1.0	-	11,836
14	04/20	@ LAA	R-N	L	3-6	Williams-s (1-1)	MATUSZ-s (0-3)	Walden (1)	8-6	T1	-	-	32,272
15	04/21	@ LAA	R-N	L	3-6	Weaver-c (3-0)	ARRIETA-s (1-1)	-	8-7	3	-1.0	-	38,054
16	04/22	@ LAA	R-D	W	3-2 (10)	STROP-r (2-1)	Hawkins-r (0-1)	JOHNSON (7)	9-7	T3	-0.5	-	38,221
17	04/24	vs. TOR	H-N	W	2-1	HUNTER-s (2-1)	Alvarez-s (0-2)	STROP (1)	10-7	T1	-	-	11,058
18	04/25	vs. TOR	H-N	W	3-0	HAMMEL-s (3-0)	Drabeks (2-1)	STROP (2)	11-7	T1	-	-	10,415
19	04/26	vs. TOR	H-N	W	5-2	O'DAY-r (2-0)	Janssen-r (1-1)	AYALA (1)	12-7	T1	-	-	13,723
20	04/27	vs. OAK	H-N	L	2-5	McCarthy-s (1-3)	ARRIETA-s (1-2)	Balfour (6)	12-8	2	-1.0	-	18,297
21	04/28	vs. OAK	H-N	W	10-1	CHEN-s (2-0)	Ross-s (1-1)	-	13-9	T1	-	-	26,926
22	04/29	vs. OAK	H-D	W	5-2	STROP-r (3-1)	Balfour-r (0-1)	-	14-8	T1	-	-	31,793
23	04/30	@ NYY	R-N	L	1-2	Kuroda-s (2-3)	HAMMEL-s (3-1)	Rivera (5)	14-9	2	-1.0	-	36,890
APRIL RECORD: 14-9 AVG: .249 (191-766) HR: 30 R/G: 4.17 ERA: 3.03 (208.0IP, 70ER) SP ERA: 3.63 (139.0IP, 56ER) RP ERA: 1.83 (69.0IP, 14ER)													
24	05/01	@ NYY	R-N	W	7-1	MATUSZ-s (1-3)	Hughes-s (1-4)	-	15-9	2	-1.0	-	37,790
25	05/02	@ NYY	R-N	W	5-0	ARRIETA-s (2-2)	Nova-s (3-1)	-	16-9	2	-1.0	-	39,360
26	05/04	@ BOS	R-N	W	6-4 (13)	PATTON-h (1-0)	Morales-r (0-1)	JOHNSON (8)	17-9	2	-1.5	-	*37,223
27	05/05	@ BOS	R-D	W	8-2	HAMMEL-s (4-1)	Cook-s (0-1)	-	18-9	2	-0.5	-	*37,581
28	05/06	@ BOS	R-D	W	9-6 (17)	DAVIS-r (1-0)	McDonald-r (0-1)	-	19-9	1	+0.5	-	*37,394
29	05/07	vs. TEX	H-N	L	3-14	Harrison-s (4-2)	MATUSZ-s (1-4)	-	19-10	T1	-	-	11,938
30	05/08	vs. TEX	H-N	L	3-10	Feliz-s (2-1)	ARRIETA-s (2-3)	-	19-11	T1	-	-	11,263
31	05/09	vs. TEX	*	*	*	Game postponed due to rain; made up as single-admission doubleheader on May 10							
31	05/10	vs. TEX	H-D	W	6-5	CHEN-s (3-0)	Lewis-s (3-2)	JOHNSON (9)	20-11	1	+0.5	-	-
32	05/10	vs. TEX	H-N	L	3-7	Holland-s (3-2)	HUNTER-s (2-2)	-	20-12	T1	-	-	19,250
33	05/11	vs. TB	H-N	W	4-3	O'DAY-r (3-0)	Peralta-r (0-2)	JOHNSON (10)	21-12	1	+1.0	-	26,669
34	05/12	vs. TB	H-N	W	5-3	MATUSZ-s (2-4)	Moore-s (1-3)	JOHNSON (11)	22-12	1	+2.0	-	32,862
35	05/13	vs. TB	H-D	L	8-9	Shields-s (6-1)	ARRIETA-s (2-4)	Rodney (10)	22-13	1	+1.0	-	29,552
36	05/14	vs. NYY	H-N	L	5-8	Phelps-r (1-1)	AYALA-r (1-1)	Soriano (2)	22-14	T1	-	-	16,492
37	05/15	vs. NYY	H-N	W	5-2	CHEN-s (4-0)	Salathies-s (5-1)	JOHNSON (12)	23-14	T1	-	-	24,926
38	05/16	@ KC	R-N	W	4-3 (15)	GREGG-r (1-1)	Adcock-r (0-1)	JOHNSON (13)	24-14	T1	-	-	17,949
39	05/17	@ KC	R-D	W	5-3	MATUSZ-s (3-4)	Hochevar-s (3-4)	JOHNSON (14)	25-14	1	+1.0	-	31,076
40	05/18	@ WAS	R-N	W	2-1 (11)	GREGG-r (2-1)	Mattheus-r (2-1)	STROP (3)	26-14	1	+2.0	-	36,880
41	05/19	@ WAS	R-N	W	6-5	HAMMEL-s (5-1)	Detwiler-s (3-3)	JOHNSON (15)	27-14	1	+2.0	-	42,331
42	05/20	@ WAS	R-D	L	3-9	Strasburg-s (4-1)	CHEN-s (4-1)	-	27-15	1	+2.0	-	41,818
43	05/21	vs. BOS	H-N	L	6-8	Miller-r (1-0)	GREGG-r (2-2)	Aceves (10)	27-16	1	+2.0	-	16,392
44	05/22	vs. BOS	H-N	W	4-1	MATUSZ-s (4-4)	Doubront-s (4-2)	JOHNSON (16)	28-16	1	+2.0	-	25,171
45	05/23	vs. BOS	H-D	L	5-6	Bard-s (4-5)	ARRIETA-s (2-5)	Aceves (11)	28-17	1	+1.0	-	27,806
46	05/25	vs. KC	H-N	W	8-2	HAMMEL-s (6-1)	Chen-s (3-5)	-	29-17	1	+1.0	-	28,954
47	05/26	vs. KC	H-D	L	3-4	Holland-r (1-2)	STROP-r (3-2)	Broxton (9)	29-18	1	+1.0	-	26,714
48	05/27	vs. KC	H-D	L	2-4	Collins-r (2-0)	MATUSZ-s (4-5)	Broxton (10)	29-19	T1	-	-	33,919
49	05/28	@ TOR	R-N	L	2-6	Hutchinson-s (4-2)	HUNTER-s (2-3)	Janssen (4)	29-20	T1	-	-	16,575
50	05/29	@ TOR	R-N	L	6-8	Romero-s (6-1)	ARRIETA-s (2-6)	-	29-21	T1	-	-	17,352
51	05/30	@ TOR	R-N	L	1-4	Morrow-s (6-3)	HAMMEL-s (6-2)	Janssen (5)	29-22	T1	-	-	17,754
MAY RECORD: 15-13 AVG: .260 (259-996) HR: 21 R/G: 3.93 ERA: 4.37 (259.2IP, 126ER) SP ERA: 4.23 (163.2IP, 77ER) RP ERA: 4.59 (96.0IP, 49ER)													
52	06/01	@ TB	R-N	L	0-5	Price-s (7-3)	CHEN-s (4-2)	Rodney (17)	29-23	2	-1.0	-	17,224
53	06/02	@ TB	R-D	W	2-1	MATUSZ-s (5-5)	Hellickson-s (4-2)	JOHNSON (17)	30-23	T1	-	-	21,693
54	06/03	@ TB	R-D	L	4-8	Moore-s (2-5)	ARRIETA-s (2-7)	-	30-24	2	-1.0	-	21,693
55	06/04	@ BOS	R-N	W	6-6 (10)	JOHNSON-r (1-0)	Aceves-r (0-3)	-	31-24	T1	-	-	*37,181
56	06/06	@ BOS	R-N	W	2-1	CHEN-s (5-2)	Beckett-s (4-5)	JOHNSON (18)	32-24	1	+0.5	-	*37,243
57	06/07	@ BOS	R-N	L	0-7	Buchholz-c (6-2)	MATUSZ-s (5-6)	-	32-25	T1	-	-	*37,307
58	06/08	vs. PHI	H-N	L	6-9	Blanton-s (5-6)	ARRIETA-s (2-8)	Papelbon (16)	32-26	3	-1.0	-	40,459
59	06/09	vs. PHI	H-D	W	6-4 (12)	AYALA-r (2-1)	Schwimer-r (0-1)	-	33-26	3	-1.0	-	*46,611
60	06/10	vs. PHI	H-D	W	5-4 (10)	O'DAY-r (4-0)	Savery-r (0-1)	-	34-26	3	-1.0	-	*45,267
61	06/12	vs. PIT	H-N	W	8-6	CHEN-s (6-2)	Lincoln-s (3-2)	JOHNSON (19)	35-26	T2	-1.0	-	15,618
62	06/13	vs. PIT	H-N	W	7-1	ARRIETA-s (3-8)	Correia-s (2-6)	-	36-26	2	-1.0	-	23,238
63	06/14	vs. PIT	H-N	W	12-6	HUNTER-s (3-3)	Bedard-s (4-7)	-	37-26	2	-0.5	-	29,995
64	06/15	@ ATL	R-N	L	2-4	Durbin-r (3-0)	MATUSZ-s (5-7)	Kimbrel (19)	37-27	2	-1.5	-	30,384
65	06/16	@ ATL	R-N	W	5-0	HAMMEL-s (7-2)	Beachy-s (5-5)	-	38-27	2	-1.5	-	41,131
66	06/17	@ ATL	R-D	W	2-0	CHEN-s (7-2)	Delgado-s (4-7)	JOHNSON (20)	39-27	2	-1.5	-	29,630
67	06/18	@ NYM	R-N	L	0-5	Dickey-c (11-1)	ARRIETA-s (3-9)	-	39-28	2	-2.5	-	29,014
68	06/19	@ NYM	R-N	L	0-5	Santana-s (5-3)	HUNTER-s (3-4)	-	39-29	2	-2.5	-	32,587
69	06/20	@ NYM	R-N	L	3-4	Gee-s (5-5)	MATUSZ-s (5-8)	Francisco (7)	39-30	2	-2.5	-	29,855
70	06/22	vs. WAS	H-N	W	2-1	HAMMEL-s (8-2)	Zimmermann-s (3-6)	JOHNSON (21)	40-30	2	-1.5	-	*45,891
71	06/23	vs. WAS	H-N	L	1-3	Jackson-s (4-4)	CHEN-s (7-3)	Clippard (12)	40-31	2	-2.5	-	*46,298
72	06/24	vs. WAS	H-D	W	2-1	STROP-r (4-2)	Burnett-r (0-1)	JOHNSON (22)	41-31	2	-2.5	-	41,794
73	06/26	vs. LAA	H-N	L	3-7	Wilson-s (9-4)	MATUSZ-s (5-9)	-	41-32	2	-4.0	-	24,296
74	06/27	vs. LAA	H-N	L	1-13	Weavers (8-1)	HAMMEL-s (8-3)	-	41-33	2	-5.0	-	18,955
75	06/28	vs. CLE	H-N	L	2-7	McAllister-s (2-1)	CHEN-s (7-4)	-	41-34	2	-5.0	-	17,676
76	06/29	vs. CLE	H-N	W	9-8	LINDSTROM-r (1-0)	Smith-r (5-2)	JOHNSON (23)	42-34	2	-4.0	-	24,779
77	06/30	vs. CLE	H-D	L	5-11	Tomlin-s (4-5)	EVELAND-s (0-1)	-	42-35	2	-5.0	-	35,335
JUNE RECORD: 13-13 AVG: .236 (204-866) HR: 24 R/G: 3.73 ERA: 4.66 (232.0IP, 120ER) SP ERA: 5.45 (148.2IP, 90ER) RP ERA: 3.24 (83.1IP, 30ER)													
78	07/01	vs. CLE	H-D	L	2-6	Masterston-s (5-7)	MATUSZ-s (5-10)	-	42-36	2	-6.0	-	16,689
79	07/02	@ SEA	R-N	L	3-6	Delabar-r (2-1)	HAMMEL-s (8-4)	Wilhelmsen (7)	42-37	2	-6.0	-	14,005
80	07/03	@ SEA	R-N	W	5-4	O'DAY-r (5-0)	Furbush-r (4-2)	JOHNSON (24)	43-37	2	-5.0	-	16,270
Winning Losing													

FRONT OFFICE

ORIOLES REACH

MANAGER & COACHES

2013 ORIOLES

2012 IN REVIEW

OPPONENTS

MINOR LEAGUES

RECORDS & HISTORY

ORIOLE PARK

MEDIA



BALTIMORE ORIOLES

FRONT ORIOLES MANAGER & 2013 COACHES IN REVIEW 2012 OPOONENTS MINOR RECORDS & ORIOLE PARK MEDIA

G	Date	Opp.	D/N	W-L	Score	Pitcher	Pitcher	Save	Rec.	Pos.	GB	Att.
81	07/04	@ SEA	R-D	W 4-2		TILLMAN's (1-0)	Noes's (2-11)	JOHNSON (25)	44-37	2	-5.0	21,982
82	07/05	@ LAA	R-N	L 7-9		Hawkins-r (2-1)	AYALA-r (2-2)	Frieri (11)	44-38	2	-5.5	38,104
83	07/06	@ LAA	R-N	W 3-2		GONZALEZ's (1-0)	Wilson's (9-5)	JOHNSON (26)	45-38	2	-5.5	42,716
84	07/07	@ LAA	R-N	L 0-3		Weavers (10-1)	HAMMEL's (8-5)	Downs (8)	45-39	2	-6.0	41,147
85	07/08	@ LAA	R-D	L 0-6		Mills (1-0)	CHEN's (7-5)		45-40	2	-7.0	37,108
PRE-ASSB RECORD: 45-40 AVG: .240 (694-2890) HR: 106 R/G: 4.13 ERA: 4.05 (776.0IP, 349ER) SP ERA: 4.77 (497.2IP, 264ER) RP ERA: 2.75 (278.1IP, 85ER)												
86	07/13	vs. DET	H-N	L 2-7		Flister's (3-6)	HAMMEL's (8-6)		45-41	2	-8.0	35,566
87	07/14	vs. DET	H-N	W 8-6 (13)		GREGG-r (3-2)	Benoit-r (1-2)		46-41	2	-8.0	43,215
88	07/15	vs. DET	H-D	L 0-4		Verlander's (10-5)	GONZALEZ's (1-1)		46-42	2	-8.0	30,439
89	07/16	@ MIN	R-N	L 7-19		Diamond's (8-3)	TILLMAN's (1-1)		46-43	2	-9.0	32,455
90	07/17	@ MIN	R-N	L 4-6		Burnett-r (3-2)	AYALA-r (2-3)	Burton (3)	46-44	3	-10.0	32,202
91	07/18	@ MIN	R-N	W 2-1		HUNTER's (4-4)	Lirano's (3-9)	JOHNSON (27)	47-44	2	-10.0	33,195
92	07/19	@ MIN	R-D	W 4-3		CHEN's (8-5)	Burnett-r (3-3)	JOHNSON (28)	48-44	2	-9.0	37,676
93	07/20	@ CLE	R-N	W 10-2		GONZALEZ's (2-1)	Lowes (8-8)		49-44	2	-8.0	33,954
94	07/21	@ CLE	R-N	W 3-1		TILLMAN's (2-1)	McAllister's (4-2)	JOHNSON (29)	50-44	2	-7.0	36,247
95	07/22	@ CLE	R-D	W 4-3		BRITTON's (1-0)	Tomlin's (5-7)	JOHNSON (30)	51-44	2	-6.0	28,949
96	07/23	@ CLE	R-N	L 1-3		Masterson's (7-9)	HUNTER's (4-5)	Perez (27)	51-45	2	-7.0	18,264
97	07/24	vs. TB	H-N	L 1-3		Hellickson's (5-6)	CHEN's (8-6)	Rodney (28)	51-46	2	-7.0	17,592
98	07/25	vs. TB	H-N	L 1-10		Price's (14-4)	GONZALEZ's (2-2)		51-47	T2	-8.0	19,582
99	07/26	vs. TB	H-D	W 6-2		TILLMAN's (3-1)	Shields's (8-7)		52-47	2	-7.5	21,301
100	07/27	vs. OAK	H-N	L 9-14		Blevins-r (4-0)	JOHNSON-r (1-1)		52-48	2	-8.5	29,278
101	07/28	vs. OAK	H-N	L 1-6		Colons-r (7-8)	HUNTER's (4-6)		52-49	T2	-8.5	21,143
102	07/29	vs. OAK	H-D	W 6-1		CHEN's (9-6)	Blackley's (3-3)		53-49	T2	-7.5	19,698
103	07/30	@ NYY	R-N	W 5-4		GONZALEZ's (3-2)	Garcia's (4-5)	JOHNSON (31)	54-49	2	-6.5	43,052
104	07/31	@ NYY	R-N	W 11-5		TILLMAN's (4-1)	Novas (10-5)		55-49	2	-5.5	42,821
JULY RECORD: 13-14 AVG: .240 (221-922) HR: 31 R/G: 4.04 ERA: 4.61 (240.0IP, 123ER) SP ERA: 4.58 (151.1IP, 77ER) RP ERA: 2.67 (88.2IP, 46ER)												
105	08/01	@ NYY	R-D	L 3-12		Hughes's (11-8)	BRITTON's (1-1)		55-50	T2	-6.5	44,593
106	08/03	@ TB	R-N	L 0-2		Moore's (8-7)	HUNTER's (4-7)	Rodney (32)	55-51	3	-7.5	18,410
107	08/04	@ TB	R-N	W 4-0		CHEN's (10-6)	Hellickson's (6-7)		56-51	T2	-6.5	20,612
108	08/05	@ TB	R-D	W 1-0 (10)		AYALA-r (3-3)	Peralta-r (1-4)	JOHNSON (32)	57-51	2	-6.5	29,530
109	08/06	vs. SEA	H-N	W 3-1		TILLMAN's (5-1)	Vargas-c (12-8)	JOHNSON (33)	58-51	2	-5.5	21,185
110	08/07	vs. SEA	H-N	W 8-7 (14)		O'DAY-r (6-0)	Kelley-r (2-3)		59-51	2	-4.5	15,433
111	08/08	vs. SEA	H-N	W 9-2		S. JOHNSON's (1-0)	Millwood's (4-10)		60-51	2	-4.5	17,312
112	08/09	vs. KC	H-N	L 2-8		Smith's (3-4)	CHEN's (10-7)		60-52	2	-5.5	21,226
113	08/10	vs. KC	H-N	W 7-1		GONZALEZ's (4-2)	Hochavar's (7-10)		61-52	2	-5.5	17,277
114	08/11	vs. KC	H-N	L 3-7		TILLMAN's (6-1)	Mendoza's (8-6)	JOHNSON (34)	61-53	3	-6.5	40,456
115	08/12	vs. KC	H-D	W 5-3		AYALA-r (4-2)	Chen's (8-10)	JOHNSON (34)	62-53	3	-5.5	20,935
116	08/14	vs. BOS	H-N	W 7-1		CHEN's (11-7)	Beckett's (5-10)		63-53	T2	-6.0	26,204
117	08/15	vs. BOS	H-N	W 5-3		GONZALEZ's (5-2)	Cook's (3-6)	JOHNSON (35)	64-53	2	-6.0	22,269
118	08/16	vs. BOS	H-N	L 3-6		Buchholz's (11-3)	AYALA-r (4-4)	Aceves (24)	64-54	T2	-6.0	25,483
119	08/17	@ DET	R-N	L 3-5		Benoit-r (2-3)	O'DAY-r (6-1)	Valverde (23)	64-55	3	-7.0	41,620
120	08/18	@ DET	R-N	W 3-2		BRITTON's (2-1)	Porcello's (9-8)	JOHNSON (36)	65-55	3	-6.0	42,132
121	08/19	@ DET	R-D	W 7-5		CHEN's (12-7)	Flister's (7-8)	JOHNSON (37)	66-55	3	-6.0	40,511
122	08/20	@ TEX	R-N	L 1-5		Dempster's (2-1)	GONZALEZ's (5-3)		66-56	3	-6.0	36,257
123	08/21	@ TEX	R-N	W 5-3		TILLMAN's (6-2)	Feldman's (6-9)	JOHNSON (38)	67-56	3	-5.0	32,146
124	08/22	@ TEX	R-N	L 3-12		Holland's (8-6)	HUNTER's (4-8)		67-57	3	-5.0	40,714
125	08/24	vs. TOR	H-N	W 6-4		BRITTON's (3-1)	Villanueva's (6-4)	JOHNSON (39)	68-57	3	-5.0	25,754
126	08/25	vs. TOR	H-N	W 8-2		S. JOHNSON's (2-0)	Morrow's (7-5)		69-57	3	-4.0	25,082
127	08/26	vs. TOR	H-N	*		*	*		*	*	*	*
Game PPD due to rain; made up as single-admission doubleheader on Sept. 24												
127	08/27	vs. CWS	H-N	W 4-3		STROP-r (5-2)	JOHNSON (40)	70-57	2	-3.5	10,955	
128	08/28	vs. CWS	H-N	W 6-0		TILLMAN's (7-2)	Sale's (15-5)		71-57	2	-3.5	12,841
129	08/29	vs. CWS	H-N	L 1-8		Axelrod's (2-2)	SAUNDERS's (8-1)		71-58	2	-3.5	13,098
130	08/30	vs. CWS	H-D	W 5-3		BRITTON's (4-1)	Quintana's (5-3)	JOHNSON (41)	72-58	2	-3.0	10,141
131	08/31	@ NYY	R-N	W 6-1		GONZALEZ's (6-3)	Kuroda's (12-10)		73-58	2	-2.0	43,352
AUG RECORD: 18-9 AVG: .251 (226-900) HR: 34 R/G: 4.37 ERA: 3.69 (244.0IP, 100ER) SP ERA: 4.18 (159.1IP, 74ER) RP ERA: 2.76 (84.2IP, 26ER)												
132	09/01	@ NYY	R-D	L 3-4		Logan-r (6-2)	CHEN's (12-8)	Soriano (35)	73-59	2	-3.0	46,122
133	09/02	@ NYY	R-D	W 8-3		WOLF-r (1-0)	Hughes's (13-12)		74-59	2	-2.0	46,501
134	09/03	@ TOR	R-D	W 4-0		SAUNDERS's (1-1)	Happ's (3-2)		75-59	2	-1.0	17,220
135	09/04	@ TOR	R-N	W 12-0		BRITTON's (5-1)	Villanueva's (7-5)		76-59	T1	0.0	13,556
136	09/05	@ TOR	R-N	L 4-6		Delabar-r (4-1)	GONZALEZ's (6-4)		76-60	2	-1.0	14,458
137	09/06	vs. NYY	H-N	W 10-6		O'DAY-r (7-1)	Robertson-r (1-6)		77-60	T1	0.0	*46,298
138	09/07	vs. NYY	H-N	L 5-8		Hughes's (14-12)	CHEN's (12-9)		77-61	2	-1.0	40,861
139	09/08	vs. NYY	H-N	W 5-4		SAUNDERS's (2-1)	Sabatina's (13-5)	JOHNSON (42)	78-61	T1	0.0	*46,067
140	09/09	vs. NYY	H-D	L 3-13		Chamberlain's (1-0)	BRITTON's (5-2)		78-62	2	-1.0	40,246
141	09/11	vs. TB	H-N	W 9-2		S. JOHNSON's (5-0)	Moore's (10-10)		79-62	T1	0.0	23,828
142	09/12	vs. TB	H-N	W 3-2		JOHNSON-r (2-1)	Farnsworth-r (1-5)		80-62	T1	0.0	26,076
143	09/13	vs. TB	H-D	W 3-2 (14)		WOLF-r (2-0)	Archer-r (0-3)		81-62	T1	0.0	25,130
144	09/14	@ OAK	R-N	L 2-3		Milone's (13-10)	SAUNDERS's (2-2)	Balfour (18)	81-63	T1	0.0	*35,067
145	09/15	@ OAK	R-N	L 2-5		Parkers (11-8)	BRITTON's (5-3)	Balfour (19)	81-64	2	-1.0	20,342
146	09/16	@ OAK	R-D	W 9-5		MATUSEZ-r (6-10)	Strally's (2-1)	JOHNSON (43)	82-64	2	-1.0	20,539
147	09/17	@ SEA	R-N	W 10-4		TILLMAN's (8-2)	Noesi's (2-12)		83-64	2	-0.5	13,036
148	09/18	@ SEA	R-N	W 4-2 (18)		HUNTER's (5-8)	Luetge-r (2-2)	JOHNSON (44)	84-64	T1	0.0	12,608
149	09/19	@ SEA	R-N	W 3-1 (11)		AYALA-r (5-3)	Kinney-r (0-3)	JOHNSON (45)	85-64	2	-0.5	14,001
150	09/21	@ BOS	R-N	W 4-2		GONZALEZ's (7-4)	Lester's (8-13)	JOHNSON (46)	86-64	2	-1.0	*37,731
151	09/22	@ BOS	R-D	W 9-6 (12)		HUNTER's (6-8)	Aceves-r (2-10)	JOHNSON (47)	87-64	2	-1.0	*37,570
152	09/23	@ BOS	R-D	L 1-2		Tagawa-r (1-1)	AYALA-r (5-5)	Bailey (6)	87-65	2	-1.0	*37,310
153	09/24	vs. TOR	H-D	W 4-1		S. JOHNSON's (4-0)	Alvarez's (9-14)	JOHNSON (48)	88-65	2	-0.5	-
154	09/24	vs. TOR	H-N	L 5-9		Romero's (9-14)	CHEN's (12-10)		88-66	2	-1.5	31,015
155	09/25	vs. TOR	H-N	L 0-4		Laffey's (4-6)	SAUNDERS's (2-3)		88-67	2	-1.5	30,205
156	09/26	vs. TOR	H-N	W 12-2		GONZALEZ's (8-4)	Villanueva's (7-7)		89-67	2	-1.5	26,513
157	09/28	vs. BOS	H-N	W 9-1		TILLMAN's (9-2)	Cook's (4-11)		90-67	2	-1.0	33,518
158	09/29	vs. BOS	H-N	W 4-3		HUNTER's (7-8)	Doubront's (11-10)	JOHNSON (49)	91-67	T1	0.0	*46,311
159	09/30	vs. BOS	H-D	W 6-3		SAUNDERS's (3-3)	Stewart's (11-4)	JOHNSON (50)	92-67	T1	0.0	41,257
160	10/01	@ TB	R-N	L 3-5		Cobb's (11-9)	CHEN's (12-11)	Rodney (47)	92-68	2	-1.0	13,666
161	10/02	@ TB	R-N	L 1-0		GONZALEZ's (9-4)	Shields's (15-10)	JOHNSON (51)	93-68	2	-1.0	13,460
162	10/03	@ TB	R-N	L 1-4		Hellickson's (10-11)	TILLMAN's (9-3)	Rodney (48)	93-69	2	-2.0	17,909
SEPT/OCT RECORD: 20-11 AVG: .257 (285-1107) HR: 50 R/G: 5.10 ERA: 3.25 (291.0IP, 105ER) SP ERA: 3.56 (177.0IP, 70ER) RP ERA: 2.76 (114.0IP, 35ER)												
POST-ASSB RECORD: 48-29 AVG: .255 (681-2670) HR: 108 R/G: 4.69 ERA: 3.73 (707.0IP, 293ER) SP ERA: 4.01 (440.0IP, 196ER) RP ERA: 3.27 (267.0IP, 97ER)												
2012 RECORD: 93-69 AVG: .247 (1375-5560) HR: 214 R/G: 4.40 ERA: 3.90 (1483.0IP, 642ER) SP ERA: 4.42 (937.2IP, 460ER) RP ERA: 3.00 (545.1IP, 182ER)												

* - Sellout s - Starter c - Complete Game r - Relief w - Winning Pitcher in CAPS Bold - Home Game

2012 IN REVIEW



2012 TRANSACTIONS

DATE	PLAYER(S) & TRANSACTION(S)
01/03	Jai Miller (OF); Acquired from OAK in exchange for cash considerations... Brandon Snyder (INF); Traded to TEX in exchange for cash considerations
01/10	Wei-Yin Chen (LHP); Signed as a FA to a three-year contract with a team option for 2015... Kyle Hudson (OF); DFA
01/23	Kyle Hudson (OF); Released
01/24	Wilson Betemit (INF); Signed as a FA to a two-year contract with a vesting option for 2014... Rick VandenHurk (RHP); DFA
02/02	Rick VandenHurk (RHP); Released
02/06	Jason Hammel and Matt Lindstrom (RHPs); Acquired from COL in exchange for RHP Jeremy Guthrie ... Clay Rapada (LHP); DFA
02/10	Luis Ayala (RHP); Signed as a FA to a one-year contract with a team option for 2013... Matt Angle (OF); DFA
03/11	Ryan Adams (INF); Optioned to AAA NFK... Josh Bell (INF); Optioned to AAA NFK... Dylan Bundy (RHP); Optioned to Class-A Delmarva
03/14	Joe Mahoney (INF); Optioned to AAA NFK
03/15	Oliver Drake (RHP); Optioned to AA BOW
03/26	Matt Antonelli (INF); Optioned to AAA NFK... Brad Bergesen (RHP); Optioned to AAA NFK... Jason Berken (RHP); Optioned to AAA NFK... Zach Britton (LHP); Placed on the 15-day DL (left shoulder impingement)... Brian Roberts (INF); Placed on the 15-day DL (concussion)
03/29	Zelous Wheeler (INF); Claimed off waivers from Milwaukee... Dana Eveland (LHP); DFA
03/31	Chris Tillman (RHP); Optioned to Triple-A NFK
04/03	Alfredo Simon (RHP); Claimed on waivers by CIN... Jai Miller (OF); Cleared waivers, outrighted to AAA
04/04	Tsuyoshi Wada (LHP); Placed on 15-day DL (left elbow impingement)... Taylor Teagarden (CA); Placed on 15-day DL (strained back)... Ronny Paulino (CA); Contract selected from AAA NFK... Nick Johnson (INF); Contract selected from AAA NFK... Zach Phillips (LHP); Optioned to AAA NFK
04/05	Dana Eveland (LHP); Outrighted to AAA NFK
04/17	Luis Exposito (CA); Claimed on waivers from BOS... Josh Bell (INF); DFA
04/21	Josh Bell (INF); Assigned to ARI in exchange for PTBNL
04/25	Robert Andino (INF); Placed on the Paternity List... Jason Berken (RHP); Recalled from AAA NFK
04/27	Robert Andino (INF); Reinstated from the Paternity List... Jason Berken (RHP); Optioned to AAA NFK
05/04	Nolan Reimold (OF); Placed on 15-day DL, retro to 5/1 (herniated disc)... Luis Exposito (CA); Recalled from AAA NFK
05/07	Jason Berken (RHP); Recalled from AAA NFK... Stu Pomeranz (RHP); Contract selected from AAA NFK... Ronny Paulino (CA); Optioned to AAA NFK... Tommy Hunter (RHP); Optioned to AAA NFK... Tsuyoshi Wada (LHP); Transferred to the 60-day DL
05/08	Jason Berken (RHP); Optioned to AAA NFK... Zach Phillips (LHP); Recalled from AAA NFK
05/09	Steve Tolleson (INF); Contract selected from AAA NFK... Zach Phillips (LHP); Optioned to AAA NFK... Taylor Teagarden (CA); Transferred to the 60-day DL
05/10	Tommy Hunter (RHP); Recalled from AAA NFK... Endy Chavez (OF); 15-day DL (left oblique strain)
05/11	Dana Eveland (LHP); Contract selected from AAA NFK... Matt Lindstrom (RHP); Placed on 15-day DL (right middle finger injury)... Zelous Wheeler (INF); DFA
05/12	Bill Hall (INF/OF); Contract selected from AAA NFK... Mark Reynolds (INF); Placed on 15-day DL (left oblique strain)... Brad Bergesen (RHP); DFA
05/13	Xavier Avery (OF); Contract selected from AAA NFK... Stu Pomeranz (RHP); Optioned to AAA NFK... Matt Antonelli (INF); DFA
05/14	Zelous Wheeler (INF); Cleared waivers & outrighted to AA BOW
05/17	Matt Antonelli (INF); Claimed off of waivers by NYY
05/18	Brad Bergesen (RHP); Cleared waivers & outrighted to AAA NFK
05/25	Luis Exposito (CA); Optioned to AAA NFK... Bill Hall (INF/OF); DFA... Stu Pomeranz (RHP); Recalled from AAA NFK... Ronny Paulino (CA); Recalled from AAA NFK
05/28	Stu Pomeranz (RHP); Placed on 15-day DL (left oblique strain)... Mark Reynolds (INF); Reinstated from 15-day DL

FRONT
OFFICE

ORIOLES
REACH

MANAGER &
COACHES

2013
ORIOLES

2012
IN REVIEW

OPPONENTS

MINOR
LEAGUES

RECORDS &
HISTORY

ORIOLE PARK

MEDIA



BALTIMORE ORIOLES

05/29	Tommy Hunter (RHP); Optioned to AAA NFK... Xavier Avery (OF); Optioned to AAA NFK... Endy Chavez (OF); Reinstated from 15-day DL... Miguel Gonzalez (RHP); Contract selected from AAA NFK
06/01	Nick Markakis (OF); Placed on 15-day DL, retro to 5/30 (right hamate bone fracture)... Brian Roberts (INF); Transferred to 60-day DL... Bill Hall (INF/OF); Contract selected from AAA NFK
06/02	Bill Hall (INF/OF); DFA... Steve Pearce (OF/1B); Acquired from NYY for cash
06/03	Steve Johnson (RHP); Contract selected & optioned to AAA NFK... Zach Britton (LHP); Transferred to 60-day DL
06/06	Stu Pomeranz (RHP); Transferred to 60-day DL... Zach Britton (LHP); Reinstated from DL & optioned to AAA NFK
06/09	Miguel Gonzalez (RHP); Optioned to AAA NFK... Tommy Hunter (RHP); Recalled from AAA NFK
06/12	Steve Tolleson (INF); Optioned to AAA NFK... Brian Roberts (INF); Reinstated from 60-day DL... Nolan Reimold (OF); Transferred to 60-day DL
06/14	Endy Chavez (OF); Placed on 15-day DL, retro to 6/13 (left hamstring strain)... Steve Tolleson (INF); Recalled from AAA NFK
06/27	Steve Tolleson (INF); Optioned to AAA NFK... Matt Lindstrom (RHP); Reinstated from 15-day DL
06/28	Nick Johnson (1B); Placed on 15-day DL (right wrist)... Xavier Avery (OF); Recalled from AAA NFK
06/30	Tommy Hunter (RHP); Optioned to AAA NFK... Zach Phillips (LHP); DFA
07/01	Jim Thome (DH); Acquired from PHI in exchange for Minor League CA Gabriel Lino and RHP Kyle Simon ... Xavier Avery (OF) & Brian Matusz (LHP); Optioned to AAA NFK... Miguel Gonzalez (RHP); Recalled from AAA NFK
07/02	Steve Johnson (RHP); Recalled from AAA NFK
07/03	Brian Roberts (INF); Placed on 15-day DL (right groin strain)... Xavier Avery (OF); Recalled from AAA NFK... Steve Johnson (RHP); Optioned to AAA NFK
07/04	Chris Tillman (RHP); Recalled from AAA NFK... Chris Tillman (RHP); Optioned to AAA NFK
07/05	Joe Mahoney (INF); Recalled from AAA NFK... Jake Arrieta (RHP); Optioned to AAA NFK
07/07	Steve Tolleson (INF); Recalled from AAA NFK
07/09	Joe Mahoney (INF); Optioned to AAA NFK... Nick Markakis (OF); Reinstated from 15-day DL
07/12	Xavier Avery (OF); Optioned to AAA NFK
07/13	Endy Chavez (OF); Reinstated from 15-day DL
07/14	Taylor Teagarden (CA); Reinstated from 60-day DL... Miguel Socolovich (RHP); Contract selected from AAA NFK... Ronny Paulino (CA); Outrighted to AAA NFK... Dana Eveland (LHP); DFA
07/15	Jason Hammel (RHP); Placed on 15-day DL (right knee injury)... Steve Johnson (RHP); Recalled from AAA NFK... Steve Johnson (RHP); Optioned to AAA NFK
07/16	Chris Tillman (RHP); Recalled from AA BOW
07/17	Miguel Socolovich (RHP); Optioned to AAA NFK... Robert Andino (INF); Placed on 15-day DL, retro to 7/16 (left shoulder subluxation)... Zach Britton (LHP); Recalled from AAA NFK... Brad Bergesen (RHP); Contract selected from AAA NFK... Nick Johnson (INF); Transferred to 60-day DL
07/18	Steve Hunter (RHP); Recalled from AAA NFK... Brad Bergesen (RHP); DFA
07/20	Omar Quintanilla (INF); Acquired from NYM for cash considerations... Brad Bergesen (RHP); Claimed off waivers by ARI
07/21	Steve Pearce (OF); DFA
07/26	Steve Tolleson (INF); Optioned to AAA NFK... Dana Eveland (LHP); Contract selected from AAA NFK
07/27	Dana Eveland (LHP); DFA... Miguel Socolovich (RHP); Recalled from AAA NFK
07/28	Steve Pearce (OF); Claimed off waivers by HOU... Miguel Socolovich (RHP); Optioned to AAA NFK
07/29	Lew Ford (OF); Contract selected from AAA NFK
07/31	Robert Andino (INF); Reinstated from DL... Jim Thome (DH) Placed on 15-day DL, retro to 7/28 (herniated disc in neck)
08/04	Endy Chavez (OF); DFA... Nate McLouth (OF); Contract selected from AAA NFK
08/08	Zach Britton (LHP); Optioned to AAA NFK... Steve Johnson (RHP) & Miguel Socolovich (RHP); Recalled from AAA NFK... Ryan Flaherty (INF); Placed on 15-day DL, retro to 8/2 (bacterial infection)
08/09	Manny Machado (INF); Contract selected from AA BOW... Steve Johnson (RHP); Optioned to AAA NFK... Brian Roberts (INF); Transferred to 60-day DL
08/11	Endy Chavez (OF); Outrighted to AAA NFK
08/13	J.C. Romero (LHP); Acquired from CLE in exchange for minor league INF Carlos Rojas
08/14	J.C. Romero (LHP); Contract selected from AAA NFK... Troy Patton (LHP); Placed on 15-day DL,

2012 IN REVIEW



	retro to 8/13 (right ankle sprain)... Steve Johnson (RHP); Recalled from AAA NFK... Miguel Socolovich (RHP); DFA
08/16	Wilson Betemit (INF); Placed on 15-day DL, retro to 8/12 (right wrist injury)... Joe Mahoney (INF); Recalled from AAA NFK
08/18	Zach Britton (LHP); Recalled from AAA NFK... Joe Mahoney (INF); Optioned to AAA NFK
08/24	Brian Matusz (LHP); Recalled from AAA NFK... Ryan Flaherty (INF); Reinstated from DL... Tommy Hunter (RHP); Optioned to AA BOW... J.C. Romero (LHP); DFA
08/26	Joe Saunders (LHP); Acquired from ARI in exchange for RHP Matt Lindstrom ... Jake Arrieta (RHP); Recalled from AAA NFK
08/27	Jake Arrieta (RHP); Optioned to AAA NFK
08/28	Joe Saunders (LHP); Added to the 25-man roster
08/30	Zach Britton (LHP); Optioned to AAA NFK
08/31	Randy Wolf (LHP); Signed as a FA
09/01	Xavier Avery (OF), Steve Tolleson (INF) & Luis Exposito (CA); Recalled from AAA NFK... Wilson Betemit (INF), Reinstated from DL
09/03	Tommy Hunter (RHP); Recalled from AA BOW... Zach Phillips (LHP); Contract selected from AAA NFK... Jason Berken (RHP); DFA
09/04	Zach Britton (LHP); Recalled from AAA NFK
09/06	Jason Hammel (RHP); Reinstated from DL
09/07	Jake Arrieta (RHP); Recalled from AAA NFK... Jason Berken (RHP); Claimed on waivers by CHC
09/11	L.J. Hoes & Endy Chavez (OF); Contracts selected from AAA NFK... Kevin Gregg (RHP) & Ryan Adams (INF); DFA
09/14	Kevin Gregg (RHP); Released... Ryan Adams (INF); Outrighted to AAA NFK
09/19	Dylan Bundy (RHP); Recalled from AA BOW
09/21	Jim Thome (DH) & Troy Patton (LHP); Reinstated from 15-day DL
09/26	Bill Hall (OF); Contract selected from AAA NFK... Randy Wolf (LHP); Placed on 60-day DL (torn left UCL)
09/29	Steve Pearce (OF); Claimed off waivers from NYY... Oliver Drake (RHP); Recalled from AA BOW & placed on 60-day DL (right shoulder tendonitis)
10/31	Luis Ayala (RHP); Optioned exercised for 2013... Mark Reynolds (INF); Optioned declined for 2013... Zach Clark (RHP); Contract selected
11/02	Alexi Casilla (INF); Claimed off waivers from MIN... Low Ford (OF), Steve Tolleson (INF) & Zach Phillips (LHP); Outrighted to AAA NFK... Oliver Drake (RHP), Stu Pomeranz (RHP), Tsuyoshi Wada (LHP), Brian Roberts (INF) & Nolan Reimold (OF); Reinstated from 60-day DL
11/20	Trayvon Robinson (OF); Acquired from SEA in exchange for Robert Andino (INF)... Jonathan Schoop (INF) & Mike Belfiore (LHP); contracts selected from AA BOW... Oliver Drake (RHP); Outrighted to AAA NFK
11/28	Danny Valencia (INF); Acquired from BOS in exchange for cash considerations... Joe Mahoney (INF); DFA
11/30	Yamaico Navarro (INF); Acquired from PIT in exchange for minor league RHP Jhondaniel Medina ... Mark Reynolds (INF), Omar Quintanilla (INF) & Stu Pomeranz (RHP); Non-tendered
12/06	T.J. McFarland (LHP); Selected in the Rule 5 Draft from CLE
12/13	Nate McLouth (OF); Signed as a free agent to a one-year contract
12/21	Steve Pearce (OF); Outrighted to Triple-A Norfolk

2013 TRANSACTIONS

01/04	Luis Martinez (CA); Claimed off waivers from TEX
02/05	Russ Canzler (INF); Claimed off waivers from NYY... Luis Martinez (CA); DFA
02/08	Todd Redmond (RHP); Claimed off waivers from CIN... Trayvon Robinson (OF); DFA... Luis Martinez (CA); Cleared waivers & outrighted to AAA NFK
02/14	Trayvon Robinson (OF); Cleared waivers & outrighted to AAA NFK

FRONT
OFFICE

ORIOLES
REACH

MANAGER &
COACHES

2013
ORIOLES

2012
IN REVIEW

OPPONENTS

MINOR
LEAGUES

RECORDS &
HISTORY

ORIOLE PARK

MEDIA



2012 IN REVIEW



ORIOLES FIELDING—2012

PITCHER											* = D/L, + = ROOKIE, # = MULT. TEAMS				
PLAYER	TEAM	T	PCT	RANK	G	GS	PO	A	E	TC	DP	TP			
Arrieta,J	BAL	R	.880	0	24	18	4	18	3	25	2	0			
Ayala,L	BAL	R	1.000	0	66	0	4	13	0	17	1	0			
Berken,J	BAL	R	.000	0	1	0	0	0	0	0	0	0			
Britton,Z	BAL	L	.917	0	12	11	1	10	1	12	0	0			
+Chen,W	BAL	L	.974	9	32	32	7	31	1	39	2	0			
Davis,C	BAL	R	.000	0	1	0	0	0	0	0	0	0			
Eveland,D	BAL	L	1.000	0	14	2	6	2	0	8	0	0			
+Gonzalez,M	BAL	R	1.000	0	18	15	3	7	0	10	1	0			
Gregg,K	BAL	R	1.000	0	40	0	4	5	0	9	1	0			
Hammel,J	BAL	R	.964	0	20	20	4	23	1	28	1	0			
Hunter,T	BAL	R	1.000	0	33	20	8	29	0	37	4	0			
Johnson,J	BAL	R	1.000	0	71	0	6	12	0	18	1	0			
+Johnson,S	BAL	R	1.000	0	12	4	0	2	0	2	0	0			
Lindstrom,M	BAL	R	1.000	0	34	0	2	4	0	6	1	0			
Matusz,B	BAL	L	1.000	0	34	16	2	10	0	12	0	0			
O'Day,D	BAL	R	1.000	0	69	0	3	6	0	9	0	0			
Patton,T	BAL	L	.800	0	54	0	3	1	1	5	1	0			
+Phillips,Z	BAL	L	1.000	0	6	0	0	1	0	1	0	0			
*+Pomeranz,S	BAL	R	.000	0	3	0	0	0	0	0	0	0			
Romero,J	BAL	L	.500	0	5	0	0	1	1	2	0	0			
Saunders,J	BAL	L	1.000	0	7	7	1	6	0	7	1	0			
+Socolovich,M	BAL	R	1.000	0	6	0	0	2	0	2	0	0			
Strop,P	BAL	R	1.000	0	70	0	6	12	0	18	1	0			
Tillman,C	BAL	R	.900	0	15	15	2	7	1	10	0	0			
* Wolf,R	BAL	L	1.000	0	5	2	0	3	0	3	1	0			
CATCHER															
PLAYER	TEAM	T	PCT	RANK	G	GS	PO	A	E	TC	DP	TP	PB		
+Exposito,L	BAL	R	1.000	0	9	6	43	3	0	46	0	0	1		
Paulino,R	BAL	R	1.000	0	11	9	62	4	0	66	1	0	3		
Teagarden,T	BAL	R	1.000	0	21	15	110	7	0	117	0	0	1		
Wieters,M	BAL	R	.991	7	134	132	994	52	10	1056	7	0	5		
FIRST BASE															
PLAYER	TEAM	T	PCT	RANK	G	GS	PO	A	E	TC	DP	TP			
Betemit,W	BAL	R	.992	0	15	13	123	6	1	130	10	0			
Davis,C	BAL	R	.989	0	38	38	342	28	4	374	37	0			
+Flaherty,R	BAL	R	1.000	0	3	0	3	0	0	3	1	0			
* Johnson,N	BAL	L	.982	0	5	5	51	3	1	55	7	0			
+Mahoney,J	BAL	L	1.000	0	2	1	10	0	0	10	0	0			
Reynolds,M	BAL	R	.995	5	108	105	926	40	5	971	84	0			
SECOND BASE															
PLAYER	TEAM	T	PCT	RANK	G	GS	PO	A	E	TC	DP	TP			
Andino,R	BAL	R	.973	9	108	96	183	286	13	482	66	0			
+Flaherty,R	BAL	R	.989	0	28	20	36	56	1	93	13	0			
Quintanilla,O	BAL	R	.966	0	32	27	38	77	4	119	13	0			
* Roberts,B	BAL	R	.987	0	17	17	30	48	1	79	9	0			
+Tolleson,S	BAL	R	1.000	0	4	2	7	6	0	13	2	0			
THIRD BASE															
PLAYER	TEAM	T	PCT	RANK	G	GS	PO	A	E	TC	DP	TP			
Andino,R	BAL	R	1.000	0	15	9	8	13	0	21	1	0			
Betemit,W	BAL	R	.923	0	75	69	41	115	13	169	9	0			
+Flaherty,R	BAL	R	.941	0	17	7	2	14	1	17	1	0			
+Machado,M	BAL	R	.967	0	51	51	44	102	5	151	4	0			
Reynolds,M	BAL	R	.850	0	15	15	10	24	6	40	5	0			
+Tolleson,S	BAL	R	.879	0	12	11	2	27	4	33	0	0			
OUTFIELDERS															
PLAYER	TEAM	T	PCT	RANK	G	GS	PO	A	E	TC	DP	TP			
Andino,R	BAL	R	.000	0	2	0	0	0	0	0	0	0			
+Avery,X	BAL	L	.962	0	28	23	49	1	2	52	0	0			
Betemit,W	BAL	R	.889	0	5	5	8	0	1	9	0	0			
Chavez,E	BAL	L	.975	0	57	34	75	2	2	79	0	0			
Davis,C	BAL	R	.977	0	41	39	82	3	2	87	0	0			
+Flaherty,R	BAL	R	.964	0	24	15	27	0	1	28	0	0			
Ford,L	BAL	R	1.000	0	18	12	27	2	0	29	0	0			
Hall,B	BAL	R	1.000	0	2	2	1	0	0	1	0	0			
+Hoes,J	BAL	R	.000	0	1	0	0	0	0	0	0	0			
Jones,A	BAL	R	.982	26	162	161	439	7	8	454	0	0			
Markakis,N	BAL	L	.990	0	102	102	187	3	2	192	0	0			
McLouth,N	BAL	R	.990	0	55	52	94	1	1	96	0	0			
Pearce,S	BAL	R	1.000	0	25	21	36	1	0	37	0	0			
* Reimold,N	BAL	R	.897	0	15	14	26	0	3	29	0	0			
+Tolleson,S	BAL	R	1.000	0	7	6	11	0	0	11	0	0			

FRONT OFFICE

ORIOLES REACH

MANAGER & COACHES

2013 ORIOLES

2012 IN REVIEW

OPPONENTS

MINOR LEAGUES

RECORDS & HISTORY

ORIOLE PARK

MEDIA



BALTIMORE ORIOLES

2012 ORIOLES MISCELLANEOUS—TEAM PITCHING STATISTICS

	ERA	W	L	SV	SVO	G	CG	INN	H	R	ER	HR	BB	SO
Total	3.90	93	69	55	73	162	1	1483.0	1433	705	642	184	481	1177
Starter	4.42	61	58	0	0	162	1	937.2	946	504	460	136	307	723
Reliever	3.00	32	11	55	73	161	0	545.1	487	201	182	48	174	454
Home	4.15	47	34	24	34	81	0	751.0	766	378	346	99	245	614
Away	3.64	46	35	31	39	81	1	732.0	667	327	296	85	236	563
April	3.03	14	9	10	13	23	0	208.0	181	84	70	22	75	161
May	4.16	15	13	10	13	28	0	268.0	276	138	124	38	74	215
June	4.66	13	13	7	11	26	1	232.0	244	127	120	26	77	178
July	4.61	13	14	8	12	27	0	240.0	250	138	123	34	91	184
August	3.69	18	9	10	10	27	0	244.0	232	106	100	30	72	208
September	3.35	19	9	9	13	28	0	266.0	235	103	99	29	86	210
October	2.16	1	2	1	1	3	0	25.0	15	9	6	5	6	21
Grass	3.96	85	59	50	67	144	1	1330.0	1310	638	585	162	433	1062
Turf	3.35	8	10	5	6	18	0	153.0	123	67	57	22	48	115
Day	3.76	30	15	19	27	45	0	424.0	405	189	177	46	151	343
Night	3.95	63	54	36	46	117	1	1059.0	1028	516	465	138	330	834
vs. Atl	1.38	2	1	1	1	3	1	26.0	19	4	4	2	6	21
vs. Bos	3.22	13	5	8	13	18	0	176.0	164	68	63	11	48	135
vs. Cle	5.07	4	4	3	4	8	0	71.0	89	41	40	13	29	51
vs. CWS	3.38	6	2	4	4	8	0	72.0	66	31	27	4	27	78
vs. Det	4.26	3	3	2	3	6	0	57.0	59	29	27	9	21	43
vs. KC	3.52	5	4	3	4	9	0	87.0	86	35	34	12	18	62
vs. LAA	5.73	2	7	2	3	9	0	77.0	89	54	49	12	29	58
vs. Min	3.54	5	2	4	4	7	0	61.0	62	34	24	3	25	28
vs. NYM	5.25	0	3	0	0	3	0	24.0	25	14	14	2	6	13
vs. NYY	4.69	9	9	3	7	18	0	163.0	159	90	85	24	61	126
vs. Oak	4.67	4	5	1	3	9	0	79.0	78	42	41	12	31	77
vs. Phi	4.94	2	1	0	1	3	0	31.0	33	17	17	5	6	19
vs. Pit	4.33	3	0	1	1	3	0	27.0	28	13	13	3	6	26
vs. Sea	2.25	8	1	5	6	9	0	96.0	77	29	24	11	25	83
vs. TB	3.09	10	8	5	5	18	0	163.0	121	61	56	18	64	136
vs. Tex	7.23	2	5	2	2	7	0	61.0	83	56	49	16	22	45
vs. Tor	3.32	11	7	7	8	18	0	157.0	147	67	58	21	42	126
vs. Was	2.78	4	2	4	4	6	0	55.0	48	20	17	6	15	50
Pre-All Star	4.05	45	40	30	41	85	1	776.0	757	387	349	97	253	608
Post-All Star	3.73	48	29	25	32	77	0	707.0	676	318	293	87	228	569

OPPOSING BATTERS VS. ORIOLES PITCHING

TOTAL	AVG	AB	R	H	2B	3B	HR	RBI	SB	CS	BB	SO	OBP	SLG
Total	.252	5676	705	1433	271	16	184	671	63	36	481	1177	.315	.403
vs. Left	.245	2511	-	616	117	7	80	319	28	16	217	567	.308	.393
vs. Right	.258	3165	-	817	154	9	104	352	35	20	264	610	.320	.411
Starter	.261	3628	504	946	172	11	136	430	37	30	307	723	.321	.427
Reliever	.238	2048	201	487	99	5	48	241	26	6	174	454	.304	.361
Home	.264	2907	378	766	136	8	99	358	42	14	245	614	.325	.418
Away	.241	2769	327	667	135	8	85	313	21	22	236	563	.304	.388
None on	.250	3318	-	831	162	12	106	106	0	0	240	686	.305	.402
Runners on	.255	2358	-	602	109	4	78	565	63	36	241	491	.328	.404
None on/out	.253	1442	-	365	75	2	43	43	0	0	94	288	.304	.397
Scoring Posn	.254	1276	-	324	60	2	33	457	18	5	163	295	.339	.382
1st IP	.242	2222	-	538	101	4	63	282	30	9	185	472	.305	.376
Inning 1-6	.260	3739	511	972	176	12	140	482	43	30	323	753	.321	.426
Inning 7+	.238	1937	194	461	95	4	44	189	20	6	158	424	.303	.359
Bases Loaded	.269	130	-	35	9	0	5	104	0	1	6	21	.297	.454
Close and Late	.227	917	-	208	34	2	14	87	12	6	74	192	.292	.314
vs 1st Batr	.207	449	-	93	16	0	6	43	4	0	36	109	.271	.283
Pre-All Star	.253	2987	387	757	151	9	97	362	38	18	253	608	.316	.407
Post-All Star	.251	2689	318	676	120	7	87	309	25	18	228	569	.314	.398

2012 IN REVIEW



2012 ORIOLES MISCELLANEOUS—TEAM BATTING STATISTICS

	AVG	AB	R	H	2B	3B	HR	RBI	SB	CS	BB	SO	OBP	SLG
Total	.247	5560	712	1375	270	16	214	677	58	29	480	1315	.311	.417
vs. Left	.252	1482	-	374	65	7	51	173	17	7	136	347	.320	.409
vs. Right	.245	4078	-	1001	205	9	163	504	41	22	344	968	.308	.420
Home	.258	2726	387	704	143	5	127	365	40	7	242	622	.323	.454
Away	.237	2834	325	671	127	11	87	312	18	22	238	693	.299	.381
None on	.240	3318	-	796	149	9	122	122	0	0	273	794	.303	.401
Runners on	.258	2242	-	579	121	7	92	555	58	29	207	521	.323	.442
April	.249	766	96	191	39	3	30	89	6	7	55	171	.305	.426
May	.248	999	134	248	50	4	45	124	14	8	99	259	.321	.441
June	.236	866	97	204	37	1	24	93	9	2	67	186	.293	.364
July	.240	922	109	221	44	1	31	105	3	4	75	241	.300	.390
August	.251	900	118	226	46	5	34	115	11	6	81	193	.316	.427
September	.270	1015	153	274	53	2	47	146	14	2	99	230	.341	.465
October	.120	92	5	11	1	0	3	5	1	0	4	35	.155	.228
None on/out	.261	1433	-	374	69	4	58	58	0	0	116	304	.320	.436
Scoring Posn	.256	1174	-	301	64	3	49	446	16	8	131	280	.331	.441
ScPos/2 Out	.229	551	-	126	23	2	23	179	11	1	70	143	.322	.403
Bases Loaded	.238	101	-	24	3	0	3	59	0	0	6	22	.275	.356
Close and Late	.227	867	-	197	33	1	31	99	8	5	86	228	.302	.375
Batting #1	.255	687	85	175	35	3	18	59	14	6	50	127	.308	.393
Batting #2	.230	682	85	157	29	2	22	67	1	1	41	112	.277	.375
Batting #3	.238	659	84	157	34	3	27	87	8	1	56	172	.299	.422
Batting #4	.300	643	94	193	43	2	31	87	13	8	45	125	.357	.518
Batting #5	.233	617	85	144	28	1	28	86	4	1	62	156	.307	.418
Batting #6	.259	576	84	149	29	1	27	82	5	2	75	170	.350	.453
Batting #7	.244	578	78	141	24	0	34	94	3	4	59	162	.319	.462
Batting #8	.235	574	59	135	31	0	13	60	6	1	41	151	.291	.357
Batting #9	.228	544	58	124	17	4	14	55	4	5	51	140	.294	.351
As p	.059	17	0	1	0	0	0	0	0	0	1	10	.111	.059
As c	.236	594	70	140	31	0	25	93	3	0	66	133	.315	.414
As 1b	.246	578	84	142	29	0	29	80	1	5	63	182	.328	.446
As 2b	.213	572	59	122	17	2	14	57	5	6	45	144	.273	.323
As 3b	.251	573	61	144	30	3	20	68	3	3	51	151	.311	.419
As ss	.240	679	86	163	32	2	22	69	0	0	39	111	.284	.390
As lf	.235	621	84	146	33	2	21	57	20	6	53	141	.298	.396
As cf	.289	654	104	189	40	3	33	85	17	7	34	126	.336	.511
As rf	.283	635	86	180	34	3	26	97	4	1	58	109	.346	.469
As dh (not ph)	.240	566	70	136	22	1	24	70	3	0	64	186	.324	.410
As ph (not dh)	.161	62	1	10	2	0	0	0	1	0	6	18	.246	.194
As pr	-	0	7	0	0	0	0	0	1	1	0	0	-	-
Grass	.249	4955	652	1236	243	15	195	619	51	26	431	1150	.313	.423
Turf	.230	605	60	139	27	1	19	58	7	3	49	165	.294	.372
Day	.238	1558	198	371	79	6	54	187	20	10	168	369	.318	.401
Night	.251	4002	514	1004	191	10	160	490	38	19	312	946	.309	.424
Inning 1-6	.255	3692	504	941	198	14	143	478	43	21	319	829	.318	.432
Inning 7+	.232	1868	208	434	72	2	71	199	15	8	161	486	.298	.387
vs. Atl	.190	84	9	16	4	0	0	7	0	1	12	22	.286	.238
vs. Bos	.254	638	96	162	30	3	25	92	8	4	65	143	.328	.428
vs. Cle	.244	270	36	66	19	0	10	35	6	0	22	60	.303	.426
vs. CWS	.242	260	35	63	15	1	13	35	2	4	26	69	.313	.458
vs. Det	.230	209	23	48	13	1	6	23	3	2	22	52	.306	.388
vs. KC	.248	319	39	79	16	2	12	37	7	3	29	72	.319	.423
vs. LAA	.199	296	23	59	6	1	8	23	4	5	20	64	.255	.307
vs. Min	.259	228	32	59	6	2	10	28	2	0	26	51	.337	.434
vs. NYM	.130	92	3	12	2	0	1	3	0	1	8	29	.200	.185
vs. NYY	.276	634	92	175	40	1	30	86	5	2	49	142	.335	.484
vs. Oak	.288	309	46	89	19	0	11	44	0	1	32	63	.355	.456
vs. Phi	.220	118	17	26	4	0	4	16	0	0	8	33	.276	.356
vs. Pit	.396	111	27	44	12	0	7	27	0	0	7	13	.430	.694

FRONT
OFFICE

ORIOLES
REACH

MANAGER &
COACHES

2013
ORIOLES

2012
IN REVIEW

OPPONENTS

MINOR
LEAGUES

RECORDS &
HISTORY

ORIOLE PARK

MEDIA



BALTIMORE ORIOLES

	AVG	AB	R	H	2B	3B	HR	RBI	SB	CS	BB	SO	OBP	SLG
vs. Sea	.248	367	49	91	18	1	12	49	1	1	21	80	.296	.401
vs. TB	.216	606	56	131	22	0	17	52	9	3	53	184	.280	.337
vs. Tex	.200	225	24	45	6	2	10	21	3	0	14	59	.249	.378
vs. Tor	.278	600	89	167	32	1	32	83	7	2	53	134	.344	.495
vs. Was	.222	194	16	43	6	1	6	16	1	0	13	45	.274	.356
Pre-All Star	.240	2890	351	694	133	8	106	330	31	21	237	690	.302	.402
Post-All Star	.255	2670	361	681	137	8	108	347	27	8	243	625	.321	.434

ORIOLES VS. OPPONENTS IN 2012

MONTH	HOME	AWAY	TOTAL
April (23)	8-4	6-5	14-9
May (28)	6-9	9-4	15-13
June (26)	8-6	5-7	13-13
July (27)	3-7	10-7	13-14
August (27)	12-4	6-5	18-9
Sept/Oct (31)	10-4	10-7	20-11
TOTAL (162)	47-34	46-35	93-69

DAY OF WEEK	HOME	AWAY	TOTAL
Monday (20)	3-5	4-8	7-13
Tuesday (25)	8-5	9-3	17-8
Wednesday (24)	6-5	6-7	12-12
Thursday (16)	7-4	3-2	10-6
Friday (26)	8-5	7-6	15-11
Saturday (25)	8-5	9-3	17-8
Sunday (26)	7-5	8-6	15-11
TOTAL (162)	47-34	46-35	93-69

VS. A.L. EAST	HOME	AWAY	TOTAL
Boston Red Sox (18)	6-3	7-2	13-5
New York Yankees (18)	3-6	6-3	9-9
Tampa Bay Rays (18)	6-3	4-5	10-8
Toronto Blue Jays (18)	7-2	4-5	11-7
TOTAL (72)	22-14	21-15	43-29

VS. A.L. WEST	HOME	AWAY	TOTAL
Los Angeles Angels (9)	0-2	2-5	2-7
Oakland Athletics (9)	3-3	1-2	4-5
Seattle Mariners (9)	3-0	5-1	8-1
Texas Rangers (7)	1-3	1-2	2-5
TOTAL (34)	7-8	9-10	16-18

VS. A.L. CENTRAL	HOME	AWAY	TOTAL
Chicago White Sox (8)	3-1	3-1	6-2
Cleveland Indians (8)	1-3	3-1	4-4
Detroit Tigers (6)	1-2	2-1	3-3
Kansas City Royals (9)	3-4	2-0	5-4
Minnesota Twins (7)	3-0	2-2	5-2
TOTAL (38)	11-10	12-5	23-15

VS. N.L.	HOME	AWAY	TOTAL
Atlanta Braves (3)	0-0	2-1	2-1
New York Mets (3)	0-0	0-3	0-3
Philadelphia Phillies (3)	2-1	0-0	2-1
Pittsburgh Pirates (3)	3-0	0-0	3-0
Washington Nationals (6)	2-1	2-1	4-2
TOTAL (18)	7-2	4-5	11-7

2012 ORIOLES ODDS AND ENDS

Home: 47-34
 Away: 46-35
 Day: 31-15
 Night: 62-54
 vs. LHP: 26-18
 vs. RHP: 67-51
 Series Record: 30-17-5
 First game of series: 26-26
 Last game of a series: 29-23
 Last 10 games: 6-4
 Win/Loss streak: L1
 Longest win streak: 6 (9/16-22)
 Longest losing streak: 6 (5/26-6/1)
 Most games over .500: 25 (92-67, 93-68)
 Most games under .500: 0 (-)
 Extra innings: 16-2

Shutouts: 10-9
 One-run games: 29-9
 Two-run games: 25-14
 Lead after 7 innings: 74-0
 Tied after 7 innings: 10-5
 Trail after 7 innings: 9-64
 Lead after 8 innings: 75-1
 Tied after 8 innings: 14-2
 Trail after 8 innings: 4-66
 Orioles score first: 57-21
 Opponent scores first: 36-48
 Score four or more runs: 72-17
 Score fewer than four runs: 21-52
 Orioles homer: 80-38
 Out-hit opponents: 57-6
 Equal hit total: 15-6

Out-hit by opponents: 21-57
 Most hits in a game: 18 (9/4)
 Fewest hits in a game: 1 (6/18)
 No errors: 53-31
 With one error: 27-26
 With two errors: 11-7
 With three or more errors: 2-5
 vs. AL: 82-62
 vs. AL East: 43-29
 vs. AL Central: 23-15
 vs. AL West: 16-18
 vs. NL: 11-7
 Largest home crowd: 46,773 (4/6)
 Largest road crowd: 46,501 (9/2)

2012 IN REVIEW



2012 MAJOR LEAGUE STANDINGS

						LAST 10									
A.L. EAST	WON	LOST	PCT.	GB	GAMES	STREAK	HOME	ROAD	vs EAST	vs CENT	vs WEST	vs N.L.			
*NEW YORK	95	67	.586	-	7- 3	WON 4	51- 30	44- 37	41- 31	21- 16	20- 15	13- 5			
XBALTIMORE	93	69	.574	2.0	6- 4	LOST 1	47- 34	46- 35	43- 29	23- 15	16- 18	11- 7			
XTAMPA BAY	90	72	.556	5.0	8- 2	WON 1	46- 35	44- 37	41- 31	16- 18	24- 14	9- 9			
XTORONTO	73	89	.451	22.0	7- 3	WON 3	41- 40	32- 49	29- 43	21- 16	14- 21	9- 9			
XBOSTON	69	93	.426	26.0	1- 9	LOST 8	34- 47	35- 46	26- 46	24- 16	8- 24	11- 7			
* - CLINCHED DIVISION TITLE															
x - ELIMINATED															
						LAST 10									
A.L. CENTRAL	WON	LOST	PCT.	GB	GAMES	STREAK	HOME	ROAD	vs EAST	vs CENT	vs WEST	vs N.L.			
*DETROIT	88	74	.543	-	8- 2	WON 1	50- 31	38- 43	21- 18	43- 29	13- 20	11- 7			
XCHICAGO	85	77	.525	3.0	4- 6	WON 1	45- 36	40- 41	19- 21	37- 35	20- 12	9- 9			
XKANSAS CITY	72	90	.444	16.0	2- 8	LOST 1	37- 44	35- 46	16- 21	34- 38	14- 21	8- 10			
XCLEVELAND	68	94	.420	20.0	6- 4	LOST 1	37- 44	31- 50	14- 22	31- 41	15- 21	8- 10			
XMINNESOTA	66	96	.407	22.0	3- 7	LOST 5	31- 50	35- 46	11- 23	35- 37	11- 27	9- 9			
* - CLINCHED DIVISION TITLE															
x - ELIMINATED															
						LAST 10									
A.L. WEST	WON	LOST	PCT.	GB	GAMES	STREAK	HOME	ROAD	vs EAST	vs CENT	vs WEST	vs N.L.			
*OAKLAND	94	68	.580	-	8- 2	WON 6	50- 31	44- 37	28- 18	23- 18	33- 24	10- 8			
XTEXAS	93	69	.574	1.0	3- 7	LOST 3	50- 31	43- 38	24- 16	28- 19	27- 30	14- 4			
XLOS ANGELES	89	73	.549	5.0	6- 4	LOST 2	46- 35	43- 38	22- 20	25- 20	30- 27	12- 6			
XSEATTLE	75	87	.463	19.0	3- 7	WON 2	40- 41	35- 46	18- 28	25- 16	24- 33	8- 10			
* - CLINCHED DIVISION TITLE															
x - ELIMINATED															
						LAST 10									
N.L. EAST	WON	LOST	PCT.	GB	GAMES	STREAK	HOME	ROAD	vs EAST	vs CENT	vs WEST	vs A.L.			
*WASHINGTON	98	64	.605	-	6- 4	WON 2	50- 31	48- 33	42- 30	29- 13	17- 13	10- 8			
YATLANTA	94	68	.580	4.0	7- 3	WON 1	48- 33	46- 35	46- 26	19- 19	21- 13	8- 10			
PHILADELPHIA	81	81	.500	17.0	4- 6	LOST 2	40- 41	41- 40	33- 39	24- 16	19- 16	5- 10			
NEW YORK	74	88	.457	24.0	5- 5	WON 1	36- 45	38- 43	32- 40	17- 22	17- 19	8- 7			
MIAMI	69	93	.426	29.0	3- 7	LOST 1	38- 43	31- 50	27- 45	18- 20	19- 15	5- 13			
* - CLINCHED DIVISION TITLE															
y - CLINCHED PLAYOFF BERTH															
						LAST 10									
N.L. CENTRAL	WON	LOST	PCT.	GB	GAMES	STREAK	HOME	ROAD	vs EAST	vs CENT	vs WEST	vs A.L.			
*CINCINNATI	97	65	.599	-	5- 5	LOST 1	50- 31	47- 34	19- 15	49- 30	22- 12	7- 8			
ST. LOUIS	88	74	.543	9.0	7- 3	WON 1	50- 31	38- 43	14- 20	45- 32	21- 15	8- 7			
MILWAUKEE	83	79	.512	14.0	4- 6	LOST 1	49- 32	34- 47	15- 19	45- 34	17- 17	6- 9			
PITTSBURGH	79	83	.488	18.0	4- 6	LOST 1	45- 36	34- 47	17- 14	39- 42	13- 19	10- 8			
CHICAGO	61	101	.377	36.0	2- 8	WON 1	38- 43	23- 58	13- 19	31- 50	12- 22	5- 10			
HOUSTON	55	107	.340	42.0	5- 5	LOST 1	35- 46	20- 61	12- 20	29- 50	8- 28	6- 9			
* - CLINCHED DIVISION TITLE															
						LAST 10									
N.L. WEST	WON	LOST	PCT.	GB	GAMES	STREAK	HOME	ROAD	vs EAST	vs CENT	vs WEST	vs A.L.			
*SAN FRANCISCO	94	68	.580	-	5- 5	LOST 1	48- 33	46- 35	15- 19	27- 14	45- 27	7- 8			
LOS ANGELES	86	76	.531	8.0	8- 2	WON 1	45- 36	41- 40	20- 12	25- 18	35- 37	6- 9			
ARIZONA	81	81	.500	13.0	4- 6	LOST 1	41- 40	40- 41	14- 20	20- 21	38- 34	9- 6			
SAN DIEGO	76	86	.469	18.0	4- 6	WON 1	42- 39	34- 47	12- 20	22- 21	34- 38	8- 7			
COLORADO	64	98	.395	30.0	6- 4	WON 1	35- 46	29- 52	15- 22	19- 19	28- 44	2- 13			
* - CLINCHED DIVISION TITLE															

DATE: 10/04/12

TIME: 01:18:02

HRU GAMES OF 10/03/12

WILD CARD STANDINGS
Compiled by MLB Baseball Information System

American League Division Leaders

Team	Wins	Losses	Pct.	GB
NEW YORK	95	67	.586	-
DETROIT	88	74	.543	-
OAKLAND	94	68	.580	-

National League Division Leaders

Team	Wins	Losses	Pct.	GB
WASHINGTON	98	64	.605	-
CINCINNATI	97	65	.599	-
SAN FRANCISCO	94	68	.580	-

American League Wild Card Race

Team	Wins	Losses	Pct.	GB
BALTIMORE	93	69	.574	-
TEXAS	93	69	.574	-
TAMPA BAY	90	72	.556	3.0
LOS ANGELES	89	73	.549	4.0
CHICAGO	85	77	.525	8.0

z - Clinched Wild Card

National League Wild Card Race

Team	Wins	Losses	Pct.	GB
ATLANTA	94	68	.580	-
ST. LOUIS	88	74	.543	-
LOS ANGELES	86	76	.531	2.0
MILWAUKEE	83	79	.512	5.0
ARIZONA	81	81	.500	7.0
PHILADELPHIA	81	81	.500	7.0
PITTSBURGH	79	83	.488	9.0

z - Clinched Wild Card



BALTIMORE ORIOLES

ORIOLES 2012 DESIGNATED HITTING STATISTICS

BATTER	AVG	G	AB	R	H	2B	3B	HR	RBI	BB	IBB	SO	OBP	SLG
Avery,X	.000	2	3	1	0	0	0	0	0	0	0	1	.000	.000
Betemit,W	.308	8	26	4	8	2	0	0	4	2	0	7	.357	.385
Davis,C	.260	60	231	35	60	7	0	15	39	22	3	78	.333	.485
Flaherty,R	.000	1	3	0	0	0	0	0	0	0	0	1	.000	.000
Ford,L	.214	8	28	3	6	1	0	2	2	4	0	6	.313	.464
Hall,B	.333	3	3	1	1	0	0	0	0	2	0	2	.600	.333
Johnson,N	.193	20	57	7	11	4	0	4	11	10	0	19	.343	.474
Jones,A	.333	1	3	1	1	0	0	0	0	1	0	1	.500	.333
Markakis,N	.250	2	8	1	2	0	0	0	0	0	0	0	.250	.250
Paulino,R	.296	8	27	3	8	1	0	0	1	1	0	3	.321	.333
Reimold,N	.500	1	2	0	1	0	0	0	0	0	0	1	.500	.500
Reynolds,M	.175	12	40	2	7	2	0	0	1	6	0	17	.283	.225
Teagarden,T	1.000	1	1	0	1	0	0	0	1	0	0	0	1.000	1.000
Thome,J	.250	27	100	8	25	4	0	3	10	14	2	40	.342	.380
Tolleson,S	.000	3	6	0	0	0	0	0	0	0	0	2	.000	.000
Wieters,M	.189	9	37	5	7	1	1	0	2	2	0	12	.231	.270
TOTALS	.240		575	71	138	22	1	24	71	64	5	190	.323	.407

ORIOLES PINCH HITTING—2012

BATTER	AVG	APP	AB	R	H	2B	3B	HR	RBI	BB	IBB	SO	OBP	SLG
Andino,R	.000	6	5	0	0	0	0	0	0	1	0	0	.167	.000
Avery,X	.000	2	1	0	0	0	0	0	0	1	0	0	.500	.000
Betemit,W	.000	5	5	0	0	0	0	0	0	0	0	4	.000	.000
Chavez,E	.286	7	7	0	2	1	0	0	0	0	0	1	.286	.429
Davis,C	.000	1	1	0	0	0	0	0	0	0	0	0	.000	.000
Flaherty,R	.200	10	10	1	2	0	0	0	0	0	0	3	.200	.200
Ford,L	.000	3	3	0	0	0	0	0	0	0	0	1	.000	.000
Hall,B	.000	2	1	0	0	0	0	0	0	1	1	1	.500	.000
Hoes,L	.000	1	1	0	0	0	0	0	0	0	0	0	.000	.000
Johnson,N	.154	14	13	0	2	0	0	0	0	1	0	3	.214	.154
McLouth,N	.000	1	1	0	0	0	0	0	0	0	0	0	.000	.000
Paulino,R	.000	3	3	0	0	0	0	0	0	0	0	1	.000	.000
Pearce,S	.250	4	4	0	1	0	0	0	0	0	0	1	.250	.250
Quintanilla,O	.000	2	1	0	0	0	0	0	0	1	0	1	.500	.000
Reimold,N	.500	2	2	0	1	0	0	0	0	0	0	1	.500	.500
Reynolds,M	.000	3	1	0	0	0	0	0	0	1	0	0	.667	.000
Teagarden,T	.500	2	2	0	1	0	0	0	1	0	0	0	.500	.500
Thome,J	.500	2	2	0	1	1	0	0	0	0	0	1	.500	1.000
Tolleson,S	.200	5	5	0	1	0	0	0	0	0	0	3	.200	.200
Wieters,M	.333	3	3	0	1	0	0	0	0	0	0	1	.333	.333
TOTALS	.169	78	71	1	12	2	0	0	1	6	1	22	.244	.197

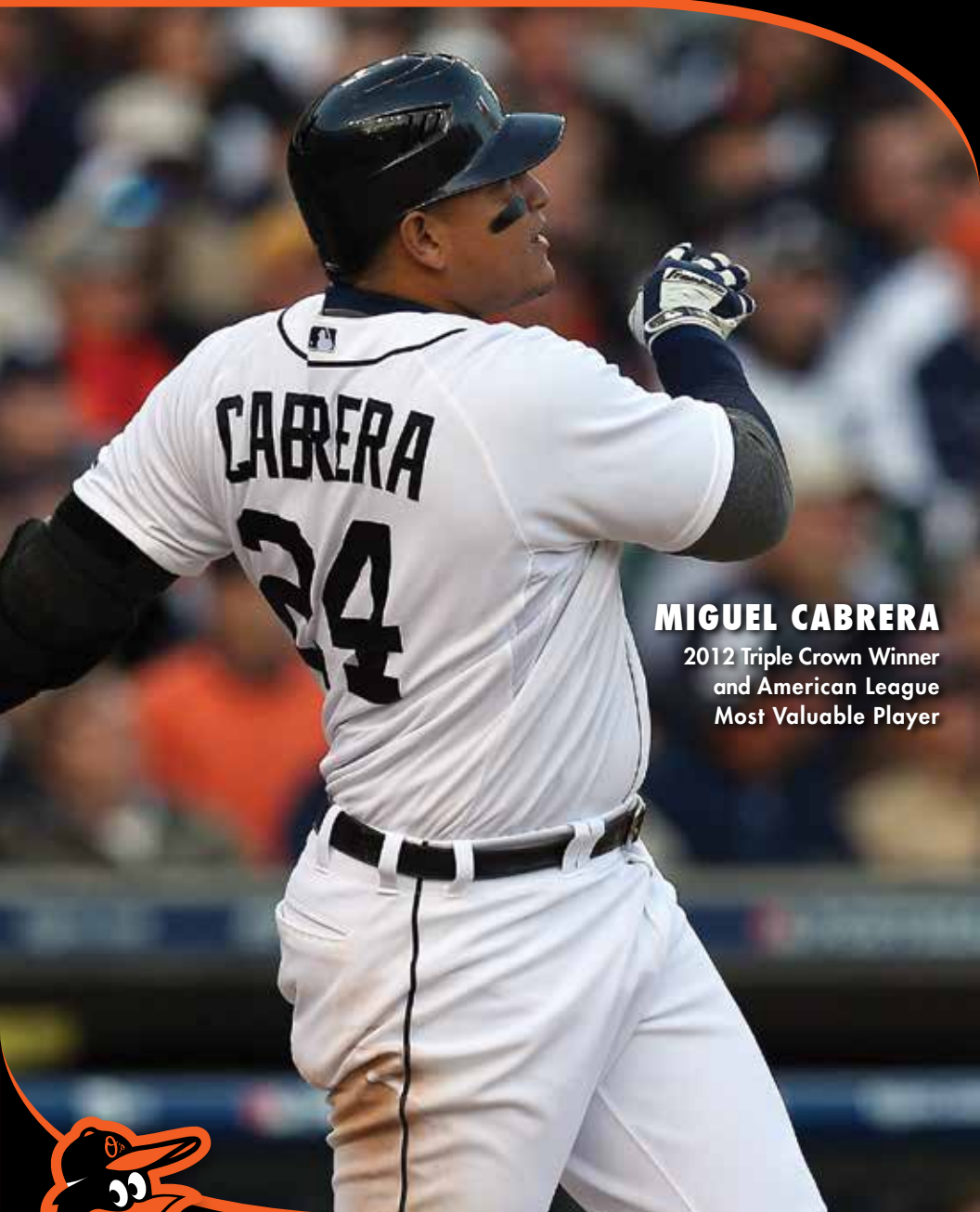
2012 MISCELLANEOUS STATISTICS

ORIOLES '12	W	L
Home Games	47	34
Road Games	46	35
Day Games	30	15
Night Games	63	54
Shutout-Club	10	9
Shutout-Indiv.	1	2
Extra Innings	16	2
One-Run Games	29	9
Two-Run Games	25	14
Vs. RH Starters	67	51
Vs. LH Starters	26	18

CLUB STATISTICS	W	L
Starters	61	58
Relievers	32	11
Grass	85	59
Turf	8	10

CLUB STATISTICS	O's	Opp
Double Plays	151	171
Triple Plays	0	0
Left on Base	1027	1124
Grand Slams	3	5
Home Runs-Home	127	99
Home Runs-Road	87	85
Home Runs-Total	214	184

OPPONENTS



MIGUEL CABRERA

2012 Triple Crown Winner
and American League
Most Valuable Player





BALTIMORE ORIOLES

ORIOLES WON-LOST RECORDS VS. EACH OPPONENT (1954-2012)

OPPONENT	HOME			ROAD			TOTAL		
	W	L	PCT	W	L	PCT	W	L	PCT
Arizona	1	5	.167	2	4	.333	3	9	.250
Atlanta	4	8	.333	12	12	.500	16	20	.444
Boston	226	255	.470	212	264	.445	438	519	.458
Chicago (AL)	204	167	.550	176	197	.472	380	364	.511
Chicago (NL)	1	2	.333	2	1	.667	3	3	.500
Cincinnati	2	1	.667	1	2	.333	3	3	.500
Cleveland	209	200	.511	180	224	.446	389	424	.478
Colorado	3	3	.500	1	2	.333	4	5	.444
Detroit	223	190	.540	209	204	.506	432	394	.523
Houston	6	0	1.000	0	3	.000	6	3	.667
Kansas City	136	87	.610	118	107	.524	254	194	.567
Los Angeles (AL)	182	128	.587	158	160	.497	340	288	.541
Los Angeles (NL)	1	2	.333	0	3	.000	1	5	.167
Miami	5	7	.417	1	11	.083	6	18	.250
Milwaukee	111	75	.597	108	86	.557	219	161	.576
Minnesota	168	125	.573	149	145	.507	317	270	.540
New York (AL)	222	258	.463	211	274	.435	433	532	.449
New York (NL)	6	11	.353	3	8	.273	9	19	.321
Oakland	119	125	.488	126	124	.504	245	249	.496
Philadelphia	13	14	.481	13	8	.619	26	22	.542
Pittsburgh	5	1	.833	2	4	.333	7	5	.583
San Diego	2	1	.667	3	3	.500	5	4	.556
San Francisco	1	2	.333	3	3	.500	4	5	.444
Seattle	113	73	.608	94	99	.487	207	172	.546
St. Louis	0	3	.000	1	2	.333	1	5	.167
Tampa Bay	69	59	.539	61	69	.469	130	128	.504
Texas	118	96	.551	118	95	.554	236	191	.553
Toronto	137	127	.519	105	155	.404	242	282	.462
Washington	13	8	.619	10	11	.476	23	19	.548

(Figures include only teams at present locations)

*Tie games: The Orioles have played 12 tie games; all except one were in Baltimore (one each in '03, '01, '96, '82, and eight others between '55 and '64). Most were Baltimore curfew related. Those curfews, which prohibited starting an inning after 11:50 p.m. six days a week and required the immediate suspension of play at 11:50 p.m. on Saturdays, are no longer in effect... Tie games were played against: Chicago White Sox-4, New York Yankees-3, Kansas City A's-2, Milwaukee-1, Oakland-1, Texas-1.

ORIOLES WON-LOST RECORDS VS. MULTI-CITY FRANCHISES

CURRENT FRANCHISE	TEAM	W	L	YEARS
MILWAUKEE	Seattle Pilots	9	3	1969
	Brewers	219	161	1970-
MINNESOTA	Washington Senators	89	65	'54-'60
	Twins	317	270	1961-
OAKLAND	Philadelphia A's	10	12	1954
	Kansas City A's	151	104	'55-'67
	Oakland A's	245	249	1968-
TEXAS	Washington Senators	135	61	'61-'71
	Rangers	236	191	1972-
WASHINGTON	Montreal Expos	6	9	'91-'01
	Nationals	23	19	2006-

OPPONENTS



ORIOLES WON-LOST RECORDS IN DIFFERENT BALLPARKS

TEAM	PARK	W	L	YEARS	NOTES
ARIZONA	Chase Field	2	4	'02-'07	
ATLANTA	Turner Field	12	12	'97-'12	
BOSTON	Fenway Park	212	264	'54-'12	
CHICAGO (AL)	Comiskey Park	129	144	'54-'90	*2-0 in 1983 ALCS
	U.S. Cellular Field	45	53	'91-'12	
CHICAGO (NL)	Wrigley Field	2	1	2008	
CINCINNATI	Crosley Field	2	0	1970	*World Series
	Great American Ballpark	1	2	2005	
CLEVELAND	Municipal Stadium	157	173	'54-'93	
	Progressive Field	23	51	'94-'12	*1-1 in '96 ALDS; 1-2 in '97 ALCS
COLORADO	Coors Field	1	2	2004	
DETROIT	Tiger Stadium	188	183	'54-'99	
	Comerica Park	23	22	'00-'12	
FLORIDA	Landshark Stadium	1	11	'97-'09	
HOUSTON	Minute Maid Park	0	3	2003	
KANSAS CITY	Municipal Stadium	93	71	'54-'57	*vs. A's and Royals (also '69-'72)
	Municipal Stadium	17	7	'69-'72	*vs. Royals only
	Ewing Kauffman Stadium	101	100	'73-'12	
LOS ANGELES (AL)	Wrigley Field (LA)	6	4	1961	
	Dodger Stadium	15	20	'62-'65	
	Angel Stadium of Anaheim	137	136	'66-'12	*1-1 in 1979 ALCS
LOS ANGELES (NL)	Dodger Stadium	0	3	2004	*2-0 in 1966 World Series
MILWAUKEE	County Stadium	107	84	'70-'97	*2-0 vs. White Sox ('68 & '69)
	Miller Park	1	2	2008	
MINNESOTA	Metropolitan Stadium	77	68	'61-'81	*3-0 in '69 and '70 ALCS
	Hubert H. Humphrey		64	73	'82-'09
	Metrodome				
	Target Field	8	4	'10-'12	
MONTREAL	Olympic Stadium	0	6	'98-'00	
NEW YORK (AL)	Old Yankee Stadium	91	100	'54-'73	
	Yankee Stadium	99	141	'74-'08	*1-1 in 1996 ALCS
	New Yankee Stadium	12	24	'09-'12	*1-2 in 2012 ALDS
NEW YORK (NL)	Shea Stadium	3	5	'98-'06	*9-9 vs. NYY ('74-'75); 0-3 in '69 WS
	Citi Field	0	3	2012	
OAKLAND	O.co Coliseum	126	124	'68-'12	*3-3 in '71, '73 & '74 ALCS
PHILADELPHIA	Connie Mack Stadium	2	9	1954	* vs. Philadelphia A's
	Veterans Stadium	9	6	'98-'02	*3-0 in 1983 World Series
	Citizens Bank Park	4	2	'04-'09	
PITTSBURGH	Three Rivers Stadium	2	4	'71 & '79	*World Series
	PNC Park	2	4	'05-'11	
SAN DIEGO	Petco Park	3	3	'04-'10	
SAN FRANCISCO	AT&T Park	3	3	'02-'10	
SEATTLE	Sicks' Stadium	5	1	1969	*vs. Seattle Pilots
	Kingdome	68	59	'77-'99	*2-0 in 1997 Division Series
	Safeco Field	26	40	'99-'12	
ST. LOUIS	Busch Stadium	1	2	2003	
TAMPA BAY	Tropicana Field	61	69	'98-'12	
TEXAS	Arlington Stadium	81	46	'72-'93	
	Rangers Ballpark	37	49	'94-'12	*1-0 in 2012 AL Wild Card
TORONTO	Exhibition Stadium	35	41	'77-'88	
	Rogers Centre	70	114	'89-'12	
WASHINGTON	Griffith Stadium	51	34	'54-'61	*44-33 vs. original Senators, 7-1 vs. expansion Senators
	Robert F. Kennedy Stadium	61	35	'62-'71	*Also '06-'07
	Nationals Park	7	8	'08-'12	
	Totals in D.C.	119	77	'54-'12	*237-140 overall vs. D.C. teams

FRONT
OFFICE

ORIOLES
REACH

MANAGER &
COACHES

2013
ORIOLES

2012
IN REVIEW

OPPONENTS

MINOR
LEAGUES

RECORDS &
HISTORY

ORIOLE PARK

MEDIA



BALTIMORE ORIOLES



BOSTON RED SOX

4 Yawkey Way • Boston, MA 02215 • (617) 226-6000 • www.redsox.com
 Fenway Park (1912) • Seating Capacity: 37,639 (D), 37,402 (N) • Dimensions (L-R): 310-390-302
 Manager: John Farrell • Director of Media Relations: Kevin Gregg • Manager of Media Relations: Leah Tobin
 Traveling Secretary: Jack McCormick

AL EAST

2012 RESULTS

Baltimore won series, 13-5

Date	At	W/L	Score
5/4	BOS	W	6 - 4 (13)
5/5	BOS	W	8 - 2
5/6	BOS	W	9 - 6 (17)
5/21	BAL	L	6 - 8
5/22	BAL	W	4 - 1
5/23	BAL	L	5 - 6
6/5	BOS	W	8 - 6 (10)
6/6	BOS	W	2 - 1
6/7	BOS	L	0 - 7
8/14	BAL	W	7 - 1
8/15	BAL	W	5 - 3
8/16	BAL	L	3 - 6
9/21	BOS	W	4 - 2
9/22	BOS	W	9 - 6 (12)
9/23	BOS	L	1 - 2
9/28	BAL	W	9 - 1
9/29	BAL	W	4 - 3
9/30	BAL	W	6 - 3

2013 SCHEDULE

(eastern times)

Date	At	Time
4/08	BOS	2:05
4/10	BOS	7:10
4/11	BOS	7:10
6/13	BAL	7:05
6/14	BAL	7:05
6/15	BAL	7:05
6/16	BAL	1:35
7/26	BAL	7:05
7/27	BAL	7:05
7/28	BAL	1:35
8/27	BOS	7:10
8/28	BOS	7:10
8/29	BOS	7:10
9/17	BOS	7:10
9/18	BOS	7:10
9/19	BOS	7:10
9/27	BAL	7:05
9/28	BAL	7:05
9/29	BAL	1:35

SWEEPS

(most recent)

BAL sweep, @BAL
 3 game: 9/28-30/2012
 4 game: 7/9-12/1998

BAL sweep, @BOS:
 3 game: 5/4-6/2012
 4 game: 9/29-10/1/1980

BOS sweep, @BAL:
 3 game: 9/18-20/2009
 4 game: 9/20-23/2002

BOS sweep, @BOS:
 3 game: 9/1-3/2008
 4 game: 7/7-10/2011

RECORD BY DECADE

Year	Home	Road	Total
1950s	29 - 37	22 - 44	51 - 81
1960s	58 - 34	47 - 45	105 - 79
1970s	45 - 39	38 - 46	83 - 85
1980s	22 - 40	26 - 33	48 - 73
1990s	29 - 32	28 - 31	57 - 63
2000s	27 - 62	37 - 52	64 - 114
2010s	16 - 11	14 - 13	30 - 24
Total	226 - 255	212 - 264	438 - 519

ALL-TIME SERIES RESULTS (HOME: 226-255; ROAD: 212-264; TOTAL: 438-519)

Year	Home	Road	Total	Year	Home	Road	Total	Year	Home	Road	Total
1954	6 - 5	5 - 6	11 - 11	1968	6 - 3	3 - 6	9 - 9	1982	3 - 4	1 - 5	4 - 9
1955	3 - 8	5 - 6	8 - 14	1969	6 - 3	4 - 5	10 - 8	1983	3 - 3	5 - 2	8 - 5
1956	4 - 7	2 - 9	6 - 16	1970	8 - 1	5 - 4	13 - 5	1984	2 - 5	4 - 2	6 - 7
1957	5 - 6	3 - 8	8 - 14	1971	6 - 3	3 - 6	9 - 9	1985	1 - 5	4 - 3	5 - 8
1958	6 - 5	4 - 7	10 - 12	1972	4 - 5	3 - 6	7 - 11	1986	1 - 6	3 - 3	4 - 9
1959	5 - 6	3 - 8	8 - 14	1973	4 - 5	3 - 6	7 - 11	1987	1 - 6	0 - 6	1 - 12
1960	8 - 3	3 - 3	16 - 6	1974	4 - 5	6 - 3	10 - 8	1988	3 - 4	1 - 5	4 - 9
1961	8 - 1	3 - 6	11 - 7	1975	3 - 6	6 - 3	9 - 9	1989	4 - 2	2 - 5	6 - 7
1962	5 - 4	3 - 6	8 - 10	1976	5 - 4	2 - 7	7 - 11	1990	3 - 4	1 - 5	4 - 9
1963	4 - 5	3 - 6	7 - 11	1977	2 - 5	4 - 3	6 - 8	1991	4 - 2	4 - 3	8 - 5
1964	7 - 2	4 - 5	11 - 7	1978	5 - 3	2 - 5	7 - 8	1992	4 - 3	4 - 2	8 - 5
1965	6 - 3	5 - 4	11 - 7	1979	4 - 2	4 - 3	8 - 5	1993	2 - 4	4 - 3	6 - 7
1966	4 - 5	8 - 1	12 - 6	1980	3 - 4	5 - 1	8 - 5	1994	1 - 2	3 - 0	4 - 2
1967	4 - 5	6 - 3	10 - 8	1981	1 - 1	1 - 1	2 - 2	1995	4 - 3	0 - 6	4 - 9

MISCELLANEOUS SERIES INFO: Best Season Series Record: 16-6 (1960) • Worst Season Series Record: 1-12 (1987) • Most Runs, Game (BAL): 16 (4 times, most recently June 11, 1993) • Most Runs, Game (BOS): 18 (August 2, 2009) • Longest Winning Streak: 12 (July 19, 1979-August 28, 1980) • Longest Losing Streak: 10 (July 31, 2009-April 24, 2010) • Current Streak: Won 3 • Largest Crowd (Memorial Stadium): 52,161 (April 3, 1989) • Largest Crowd (OPACY): 49,828 (July 10, 2005) • Largest Crowd (Fenway Park): 38,266 (April 17, 2009)

2012 HIGHLIGHTS: The Orioles' 13 wins were their most since 1970 (also 13) and tied for second-most in one season (16 in 1960) • The Orioles won seven straight games at Fenway Park from September 20, 2011-June 6, 2012, setting a franchise record for most consecutive wins at Fenway Park • Since July 19, 2011, the Orioles are 19-8 against the Red Sox (9-5 in Baltimore and 10-3 in Boston) • The O's swept the Sox in Boston May 4-6, marking their first three-game sweep in Beantown since June 10-12, 1994 • The six-hour, seven minute game on May 6th was the second-longest (in minutes) in Orioles history with eight minutes • The O's finished off the sweep in Boston May 4-6 in a 17-inning game that saw Adam Jones' three run homer make a winner out of Chris Davis, who came on to pitch in the 16th inning • Davis became the first AL position player to pick up a win since Rocky Colavito on August 25, 1968 for New York against Detroit • RHP Dylan Bundy made his major league debut September 23, retiring the only two batters he faced • In 15 games against the Red Sox, Mark Reynolds batted .352 with five doubles, six homers, 10 walks, 11 runs scored, 16 RBI and a 1.232 OPS • On September 21, the Orioles beat Jon Lester for the first time in his 21 career starts against the Birds (was 14-0 in his first 20 starts) • Orioles starters went 8-2 with a 3.87 ERA (102.1IP, 44ER) against Boston with nine Quality Starts while the bullpen was 5-3 with a 2.32 ERA (73.2IP, 19ER) and eight saves • Wei-Yin Chen was 2-0 with a 2.50 ERA (18.0IP, 5ER) in three starts against the Sox • On September 21 in Boston, Jim Johnson set the club single season save record with his 46th...He later became the 10th AL pitcher to record 50 saves with his 50th on September 30 against Boston • On September 28, Chris Tillman allowed a leadoff bunt single to Scott Podsednik but did not allow another hit in his eight innings of work

ALL-TIME HIGHLIGHTS: Brian Matusz was 2-0 with a 2.43 ERA in five starts against Boston in 2010, becoming the first rookie since the St. Louis Browns' Sig Jakucki in 1944 (4-0 in five starts) to go undefeated in five starts against Boston • On June 30, 2009 at Camden Yards, the Orioles turned a 10-1 deficit into an 11-10 victory, completing the largest comeback in franchise history • Manny Ramirez hit his 500th home run on 5/31/08 at Camden Yards, becoming only the second player to hit #500 at Camden Yards (Eddie Murray) • Red Sox pitchers have thrown the last two no-hitters against the Orioles (Clay Buchholz, 9/1/07 and Hideo Nomo, 4/4/01) • Nomo's no-hitter is the only no-hitter in Camden Yards history • Mike Mussina matched his own club record with 15 strikeouts in a 1-0 win at Fenway Park on 9/24/00 • On 4/26/97 against the Red Sox, Roberto Alomar became the first player to hit three home runs in a game at Camden Yards • Eddie Murray hit his 304th career home run against Boston on 9/12/87, passing Boog Powell on the Orioles all-time home run list • Tom Phoebus pitched a no-hitter against Boston on 4/27/68 • Boog Powell homered three times at Fenway Park on 8/15/66 • Frank Robinson hit a home run in his first game as an Oriole, a 5-4 win over the Red Sox in the season opener on 4/12/66 • Ted Williams hit a home run in the final at-bat of his career against the Orioles' Jack Fisher on 9/28/60 in Fenway Park

OPPONENTS



AL EAST

NEW YORK YANKEES

Yankee Stadium • One East 161st Street • Bronx, NY 10451 • (718) 293-4300 • www.yankees.com
 Yankee Stadium (2009) • Seating Capacity: 50,291 • Dimensions (L-R): 318-408-314 • Manager: Joe Girardi
 Director of Communications and Media Relations: Jason Zillo • Media Relations Manager: Jason Latimer
 Traveling Secretary: Ben Tuliebitz



2012 RESULTS

The clubs split the series, 9-9

Date	At	W/L	Score
4/9	BAL	L	2 - 6
4/10	BAL	L	4 - 5 (12)
4/11	BAL	L	4 - 6 (10)
4/30	NYN	L	1 - 2
5/1	NYN	W	7 - 1
5/2	NYN	W	5 - 0
5/14	BAL	L	5 - 8
5/15	BAL	W	5 - 2
7/30	NYN	W	5 - 4
7/31	NYN	W	11 - 5
8/1	NYN	L	3 - 12
8/31	NYN	W	6 - 1
9/1	NYN	L	3 - 4
9/2	NYN	W	8 - 3
9/6	BAL	W	10 - 6
9/7	BAL	L	5 - 8
9/8	BAL	W	5 - 4
9/9	BAL	L	3 - 13

2013 SCHEDULE

(eastern times)

Date	At	Time
4/12	NYN	7:05
4/13	NYN	4:05
4/14	NYN	8:05
5/20	BAL	7:05
5/21	BAL	7:05
5/22	BAL	7:05
6/28	BAL	7:05
6/29	BAL	7:15
6/30	BAL	1:35
7/5	NYN	7:05
7/6	NYN	1:05
7/7	NYN	1:05
8/30	NYN	7:05
9/2	NYN	1:05
9/1	NYN	1:05
9/9	BAL	7:05
9/10	BAL	7:05
9/11	BAL	7:05
9/12	BAL	7:05

SWEEPS

(most recent)

BAL sweep, @BAL
 3 game: 4/15-17/05
 4 game: 9/5-7/66
 5 game: 9/13-16/76

BAL sweep, @NYN
 3 game: 6/6-8/86
 4 game: 9/21-23/76

NYN sweep, @BAL
 3 game: 4/9-11/12
 4 game: 8/14-17/03

NYN sweep, @NYN
 3 game: 6/1-3/10
 4 game: 9/19-22/05

RECORD BY DECADE

Year	Home	Road	Total
1950s	24 - 42	22 - 44	46 - 86
1960s	59 - 32	52 - 41	111 - 73
1970s	44 - 37	45 - 36	89 - 73
1980s	31 - 34	25 - 40	56 - 74
1990s	23 - 38	27 - 37	50 - 75
2000s	32 - 57	30 - 59	62 - 116
2010s	9 - 18	10 - 17	19 - 35
Total	222 - 258	211 - 274	433 - 532

ALL-TIME SERIES RESULTS (HOME: 222-258; ROAD: 211-274; TOTAL: 433-532)

Year	Home	Road	Total	Year	Home	Road	Total	Year	Home	Road	Total	Year	Home	Road	Total
1954	3-8	2-9	5-17	1969	7-2	4-5	11-7	1984	3-4	2-4	5-8	1999	1-5	3-4	4-9
1955	2-9	1-10	3-19	1970	6-3	5-4	11-7	1985	1-5	0-7	1-12	2000	3-3	2-4	5-7
1956	6-5	3-8	9-13	1971	6-3	5-4	11-7	1986	1-6	4-2	5-8	2001	2-8	3-5	5-13
1957	4-7	5-6	9-13	1972	4-4	3-2	7-6	1987	2-4	1-6	3-10	2002	3-6	3-7	6-13
1958	5-6	3-8	8-14	1973	5-4	4-5	9-9	1988	2-5	1-5	3-10	2003	2-7	4-6	6-13
1959	4-7	8-3	12-10	1974	5-4	6-3	11-7	1989	3-3	5-2	8-5	2004	2-7	3-7	5-14
1960	8-3	1-10	9-13	1975	5-4	3-6	8-10	1990	3-4	3-3	6-7	2005	5-4	2-7	7-11
1961	4-5	5-4	9-9	1976	5-4	8-1	13-5	1991	3-3	2-5	5-8	2006	3-7	4-5	7-12
1962	7-3	4-4	11-7	1977	4-3	4-4	8-7	1992	2-5	3-3	5-8	2007	5-4	4-5	9-9
1963	3-6	4-5	7-11	1978	2-6	4-3	6-9	1993	3-3	3-4	6-7	2008	4-5	3-6	7-11
1964	6-3	4-5	10-8	1979	2-2	3-4	5-6	1994	1-3	3-3	4-6	2009	3-6	2-7	5-13
1965	3-4	10-1	13-5	1980	4-3	3-3	7-6	1995	4-3	2-4	6-7	2010	3-6	2-7	5-13
1966	8-1	7-2	15-3	1981	5-1	2-5	7-6	1996	0-6	3-4	3-10	2011	3-6	2-7	5-13
1967	6-3	7-2	13-5	1982	7-0	4-2	11-2	1997	3-3	5-1	8-4	2012	3-6	6-3	9-9
1968	7-2	6-3	13-5	1983	3-3	3-4	6-7	1998	3-3	0-6	3-9				

MISCELLANEOUS SERIES INFO: Best Season Series Record: 15-3 (1966) • Worst Season Series Record: 1-12 (1985) • Most Runs, Game (BAL): 18 (June 8, 1986) • Most Runs, Game (NYN): 20 (August 14, 1955) • Longest Winning Streak: 9 (August 15, 1967-May 22, 1968) • Longest Losing Streak: 10 (April 21-29, 1955, May 10-September 2, 2009 and April 28-June 9, 2010) • Largest Crowd (Memorial Stadium): 51,649 (August 16, 1980) • Largest Crowd (OPAC): 49,696 (June 22, 2004) • Largest Crowd (Old Yankee Stadium): 58,102 (August 9, 1964) • Largest Crowd (New Yankee Stadium): 47,134 (July 22, 2009)

2012 HIGHLIGHTS: The Orioles dropped the first four meetings of the year, but won seven of the last 11 regular season games • The Orioles and Yankees met in the ALDS, with the Yankees winning the series three games to two • In Game 3 of the ALDS, Ryan Flaherty and Manny Machado became the first set of rookie teammates to homer in the same postseason game in baseball history • The duo also were the first rookies to homer in their first postseason games at Yankee Stadium and were the first Orioles rookies to homer in the postseason (81 previous postseason games) • Manny Machado became the 2nd-youngest player in baseball history with a postseason home run at 20 years, 96 days old behind Andruw Jones (19.177) in the 1996 NLCS • RH Miguel Gonzalez won in New York July 30 and August 31 to become the first rookie starter to beat the Yankees twice on their own field within a span of 33 days since the Orioles' Tom Phoebus did it back on July 17 and August 16 of 1967...Those two are the only Oriole rookies to earn a pair of road wins over the Yankees in the same season • The Orioles outscored the Yankees 92-90 in the regular season • Mark Reynolds tied club record with seven homers against New York (Ramon Hernandez in 2006), including three multi-HR games (August 31, September 2 and September 6) • On September 6, Reynolds joined Hall of Famer Hank Greenberg (Detroit, 1938) as the only players with three multi-homer games against NY in a season • Reynolds became the second Oriole to have two multi-homer games in a series against New York, joining Doug DeCinces, May 25 & 27, 1981 at Memorial Stadium • Mariano Rivera recorded his 40th career save at Camden Yards on April 11th, becoming just the second pitcher to record 40 saves at Camden Yards (Jorge Julio - 43) • During the 2009-2012 seasons, Robinson Cano has batted .381 (109-286) with 23 2B, 16 HR and 54 RBI in 72 games against the O's after batting .288 with 19 2B, 8 HR and 35 RBI in 63 G from 2005-2008

ALL-TIME HIGHLIGHTS: The Orioles have lost the season series to New York 26 times in the last 30 years • The Orioles beat the Yankees on consecutive days, September 7-8, 2011 in extra innings on the road and at home, the last time the same club at home and on the road in consecutive days in extra innings was April 19-20, 1900 (Boston over Philadelphia) • The Orioles played in the final game at the Old Yankee Stadium on 9/21/08, a 7-3 Yankees victory • On September 11 and 12, 2009 pitchers Chris Tillman (21) and Brian Matusz (22) won back-to-back games at Yankee Stadium • The last time Oriole pitchers under 23 won consecutive games in the Bronx was 1965 (Jim Palmer, Dave McNally and Wally Bunker won three straight) • The Orioles set a Major League record by using 10 pitchers in a 9-inning game against the Yankees on 9/12/04 • Andy Pettitte's 27 career wins against the O's are three behind Whitley Ford for most wins all-time against the Orioles with 30 • Cal Ripken ended his consecutive games streak at 2,632 against New York on 9/20/98 in Baltimore • On 9/5/97 the Orioles and Yankees played 4 hours, 22 minutes, breaking their own record for longest nine-inning game in Major League history, previously set on 4/30/96 • The Yankees defeated the Orioles in the '96 ALCS, 4 games to 1 and in the 2012 ALDS, 3 games to 2 • In Game 1 of the '96 series, New York tied the game in the 8th inning on a controversial home run by Derek Jeter • Before the ball reached the stands, a 12-year old fan reached over the fence with his glove, preventing OF Tony Tarasco from making the catch • The Yankees eventually won the game on an 11th inning home run by Bernie Williams • Lee Lacy hit three home runs in an 18-9 victory at Yankee Stadium on 6/8/86 • Ross Grimsley pitched 14 innings against the Yanks on 9/11/74, but received a no-decision • Roger Maris tied Babe Ruth's single season home run record on 9/26/61, hitting his 60th homer off the Orioles' Jack Fisher.



BALTIMORE ORIOLES



TAMPA BAY RAYS

AL EAST

One Tropicana Drive • St. Petersburg, FL 33705 • (727) 825-3137 • www.raysbaseball.com
Tropicana Field (1998) • Seating Capacity: 34,078 • Dimensions (L-R): 315-404-322 • Manager: Joe Maddon
Vice President of Communications: Rick Vaughn • Communications Director: Dave Haller
Traveling Secretary: Jeff Ziegler

2012 RESULTS

Baltimore won series, 10-8

Date	At	W/L	Score
5/11	BAL	W	4 - 3
5/12	BAL	W	5 - 3
5/13	BAL	L	8 - 9
6/1	TB	L	0 - 5
6/2	TB	W	2 - 1
6/3	TB	L	4 - 8
7/24	BAL	L	1 - 3
7/25	BAL	L	1 - 10
7/26	BAL	W	6 - 2
8/3	TB	L	0 - 2
8/4	TB	W	4 - 0
8/5	TB	W	1 - 0 (10)
9/11	BAL	W	9 - 2
9/12	BAL	W	3 - 2
9/13	BAL	W	3 - 2 (14)
10/1	TB	L	3 - 5
10/2	TB	W	1 - 0
10/3	TB	L	1 - 4

2013 SCHEDULE

(eastern times)

Date	At	Time
4/2	TB	3:10
4/3	TB	7:10
4/4	TB	3:10
4/16	BAL	7:05
4/17	BAL	7:05
4/18	BAL	7:05
5/17	BAL	7:05
5/18	BAL	4:05
5/19	BAL	1:35
6/7	TB	7:10
6/8	TB	4:10
6/9	TB	1:40
8/19	BAL	7:05
8/20	BAL	7:05
8/21	BAL	7:05
9/20	TB	7:10
9/21	TB	7:10
9/22	TB	1:40
9/23	TB	3:10

SWEEPS

(most recent)

BAL sweep, @BAL
3 game: 9/11-13/2012
4 game: Never

BAL sweep, @TB:
3 game: 4/1-3/11
4 game: Never

TB sweep, @BAL:
3 game: 5/6-8/11
4 game: 9/22-24/2008

TB sweep, @TB:
3 game: 8/29-31/2008
4 game: Never

RECORD BY DECADE

Year	Home	Road	Total
1990s	4 - 8	6 - 6	10 - 14
2000s	53 - 36	41 - 50	94 - 86
2010s	12 - 15	14 - 13	26 - 28
Total	69 - 59	61 - 69	130 - 128

ALL-TIME SERIES RESULTS (HOME: 69-59; ROAD: 61-69; TOTAL: 130-128)

Year	Home	Road	Total
1998	1 - 5	4 - 2	5 - 7
1999	3 - 3	2 - 4	5 - 7
2000	5 - 1	3 - 4	8 - 5
2001	5 - 5	5 - 4	10 - 9
2002	5 - 4	5 - 5	10 - 9
2003	6 - 4	2 - 7	8 - 11
2004	5 - 4	6 - 4	11 - 8
2005	7 - 2	5 - 4	12 - 6
2006	7 - 2	6 - 4	13 - 6
2007	6 - 3	5 - 4	11 - 7
2008	2 - 7	1 - 8	3 - 15
2009	5 - 4	3 - 6	8 - 10
2010	3 - 6	4 - 5	7 - 11
2011	3 - 6	6 - 3	9 - 9
2012	6 - 3	4 - 5	10 - 8

MISCELLANEOUS SERIES INFO: Best Season Series Record: 13-6 (2006) • Worst Season Series Record: 3-15 (2008) • Most Runs, Game (BAL): 17 (August 10, 1999) • Most Runs, Game (TB): 17 (September 5, 2007) • Longest Winning Streak: 8 (April 17-August 3, 2007) • Longest Losing Streak: 12 (April 30-September 24, 2008) • Largest Crowd (OPAC): 47,628 (May 17, 1998) • Largest Crowd (Tropicana Field): 42,486 (May 9, 1998)

2012 HIGHLIGHTS: On September 11-13, the O's swept a three-game set from the Rays in Baltimore for the first time since July 24-26, 2007 • Orioles won the season series, 10-8, for the first time since 2007 (11-7) • Nick Johnson hit a two-run homer in the 7th inning May 11 to give the O's a 4-3 win... Bill Hall homered in his O's debut May 12 • Brian Matusz worked into the eighth allowing a run on two hits for the win June 2 in St. Pete... Wei-Yin Chen worked seven scoreless innings for his 10th win of the year August 4 • Miguel Gonzalez (7.0 scoreless IP) battled David Price (8.0 scoreless IP) before Taylor Teagarden's 10th inning RBI double won it 1-0 on August 5 at The Trop • JJ Hardy homered twice in a 9-2 win September 11... Nate McLouth's walkoff single in the ninth gave the O's a 3-2 win September 12 • Manny Machado's walkoff single in the 14th inning completed the O's first sweep of the Rays at home since 2007 • Chris Davis' home run off the roof of the restaurant in centerfield at Tropicana Field was the only run allowed by James Shields in his final Rays start, a 1-0 loss October 2 • Davis led the O's with four homers and 11 RBI against the Rays • Wei-Yin Chen was 1-3 against the Rays in five starts despite a 2.97 ERA • Evan Longoria homered three times in the season finale October 3

ALL-TIME HIGHLIGHTS: On April 1-3, 2011, the O's swept a three-game set in Tampa for the first time since September 30-October 1, 2005 • April 1-3, 2011, the Orioles allowed fewer than two runs and fewer than five hits in three straight games for the first time since June 6-8, 1979 • The O's hit 3 HR on Opening Day 2010 at TB, the fifth time in franchise history they have hit three or more HR on OD (also 1964, 1973, 1982 and 2006) • The Orioles set club records for runs (12) and hits (11) in an inning on their way to a 15-6 victory over Tampa on April 10, 2002 • On September 29, 2009 in Tampa, Brian Roberts hit his 56th double of the season to set a new major league record for doubles by a switch hitter in a season • The O's captured a 10-7 victory on Opening Day in 1999, which included a three-run home run from Albert Belle in his Orioles debut • On August 10, 1999, the Orioles had 20 hits in a 17-1 win over Tampa Bay • On September 2, 1999, Cal Ripken Jr. became the 29th player to hit 400 home runs when he connected off Tampa's Rolando Arroyo in the 3rd inning • The 1998 season was only the second time the Orioles lost a season series to a first-year expansion team, as they went 8-10 against the Angels in 1961 • The Rays took four games from the O's in Baltimore May 15-18, 1998, becoming only the second expansion team to sweep a four-game series on the road • The Orioles scored a total of nine runs and led for only half an inning during that series, going 6-for-32 in each game

OPPONENTS



AL EAST

TORONTO BLUE JAYS

1 Blue Jays Way, Suite 3200 • Toronto, ON M5V 1J1 • (416) 341-1000 • www.bluejays.com
 Rogers Centre (1989) • Seating Capacity: 49,160 • Dimensions (L-R): 328-400-328
 Manager: John Gibbons • Vice President of Communications: Jay Stenhouse
 Manager of Baseball Information: Mal Romanin • Traveling Secretary: Mike Shaw



2012 RESULTS

Baltimore won the series, 11-7

Date	At	W/L	Score
4/13	TOR	W	7 - 5
4/14	TOR	W	6 - 4
4/15	TOR	L	2 - 9
4/24	BAL	W	2 - 1
4/25	BAL	W	3 - 0
4/26	BAL	W	5 - 2
5/28	TOR	L	2 - 6
5/29	TOR	L	6 - 8
5/30	TOR	L	1 - 4
8/24	BAL	W	6 - 4
8/25	BAL	W	8 - 2
9/3	TOR	W	4 - 0
9/4	TOR	W	12 - 0
9/5	TOR	L	4 - 6
9/24	BAL	W	4 - 1
9/24	BAL	L	5 - 9
9/25	BAL	L	0 - 4
9/26	BAL	W	12 - 2

2013 SCHEDULE

(eastern times)

Date	At	Time
4/22	BAL	7:05
4/23	BAL	7:05
4/24	BAL	12:35
5/23	TOR	7:07
5/24	TOR	7:07
5/25	TOR	1:07
5/26	TOR	1:07
6/21	TOR	7:07
6/22	TOR	1:07
6/23	TOR	1:07
7/12	BAL	7:05
7/13	BAL	4:05
7/14	BAL	1:35
9/13	TOR	7:07
9/14	TOR	1:07
9/15	TOR	1:07
9/24	BAL	7:05
9/25	BAL	7:05
9/26	BAL	7:05

SWEEPS

(most recent)

BAL sweep, @BAL
 3 game: 4/24-26/2012
 4 game: 6/29-7/1/1979

BAL sweep, @TOR:
 3 game: 4/22-24/2005
 4 game: Never

TOR sweep, @BAL:
 3 game: 7/16-18/2010
 4 game: 6/26-29/1997

TOR sweep, @TOR:
 3 game: 5/28-30/2012
 4 game: 6/26-28/1978

RECORD BY DECADE

Year	Home	Road	Total
1970s	18 - 4	11 - 10	29 - 14
1980s	35 - 27	27 - 34	62 - 61
1990s	29 - 34	25 - 35	54 - 69
2000s	42 - 48	35 - 56	77 - 104
2010s	13 - 14	7 - 20	20 - 34
Total	137 - 127	105 - 155	242 - 282

ALL-TIME SERIES RESULTS (HOME: 137-127; ROAD: 105-155; TOTAL: 242-282)

Year	Home	Road	Total	Year	Home	Road	Total	Year	Home	Road	Total	Year	Home	Road	Total
1977	5 - 3	5 - 2	10 - 5	1986	3 - 3	5 - 2	8 - 5	1995	3 - 4	4 - 2	7 - 6	2004	4 - 6	7 - 2	11 - 8
1978	6 - 1	2 - 6	8 - 7	1987	1 - 6	0 - 6	1 - 12	1996	4 - 2	4 - 3	8 - 5	2005	3 - 6	6 - 4	9 - 10
1979	7 - 0	4 - 2	11 - 2	1988	4 - 2	1 - 6	5 - 8	1997	2 - 4	4 - 2	6 - 6	2006	5 - 4	3 - 7	8 - 11
1980	6 - 0	5 - 2	11 - 2	1989	4 - 3	3 - 3	7 - 6	1998	4 - 2	1 - 5	5 - 7	2007	5 - 4	3 - 6	8 - 10
1981	3 - 1	2 - 1	5 - 2	1990	3 - 3	2 - 5	5 - 8	1999	1 - 5	0 - 6	1 - 11	2008	3 - 6	3 - 6	6 - 12
1982	4 - 2	6 - 1	10 - 3	1991	2 - 5	3 - 3	5 - 8	2000	5 - 2	2 - 4	7 - 6	2009	8 - 1	1 - 8	9 - 9
1983	5 - 2	2 - 4	7 - 6	1992	3 - 3	2 - 5	5 - 8	2001	3 - 6	4 - 6	7 - 12	2010	3 - 6	0 - 9	3 - 15
1984	2 - 4	2 - 5	4 - 9	1993	3 - 4	2 - 4	5 - 8	2002	2 - 8	2 - 7	4 - 15	2011	3 - 6	3 - 6	6 - 12
1985	3 - 4	1 - 4	4 - 8	1994	4 - 2	3 - 0	7 - 2	2003	4 - 5	4 - 6	8 - 11	2012	7 - 2	4 - 5	11 - 7

MISCELLANEOUS SERIES INFO: Best Season Series Record: 11-2 (1979 & 1980) • Worst Season Series Record: 1-12 (1987) • Most Runs, Game (BAL): 23 (September 28, 2000) • Most Runs, Game (TOR): 24 (June 26, 1978) • Longest Winning Streak: 15 (September 8, 1978-September 6, 1979) • Longest Losing Streak: 13 (April 11, 1999-May 10, 2000) • Largest Crowd (Memorial Stadium): 47,387 (August 23, 1983) • Largest Crowd (OPACY): 48,011 (June 20, 1998) • Largest Crowd (Rogers Centre): 50,528 (June 25, 1994)

2012 HIGHLIGHTS: The Orioles won their first season series against Toronto since 2004 (11-8) as they went 11-7 • The Orioles outscored the Blue Jays 89-67 in their 18 meetings (45-25 at home and 44-42 in Toronto) • The Orioles have lost 31 of the last 40 games at Rogers Centre since June of 2008 • The Orioles' series win in Toronto April 13-15 was their first there since June 6-8, 2008...The O's dropped 11 series in a row in between those series • The Orioles hit seven home runs on September 26, the most in franchise history in a home game (third time overall, also in 1967 and 1985) • Chris Davis hit three home runs August 24th, going deep in the 2nd, 4th and 6th innings before striking out in the 8th inning • Tommy Hunter allowed four solo home runs April 13 at Toronto in a 7-5 O's win...It was the sixth time in franchise history an O's starter gave up four homers and the team still won (33rd time a starter allowed four homers) • Nolan Reimold's two run homer in the top of the ninth broke a 4-4 tie in Toronto April 14 • Jason Hammel and two relievers combined on a six-hit shutout April 25 in Baltimore • Adam Jones and Chris Davis homered in the eighth to break a 2-2 tie April 26 and give the O's their first sweep of the Jays at home since 2010 • Miguel Gonzalez made his major league debut May 29 in Toronto allowing one run over 3.1 innings and Matt Wieters was ejected for the first time for arguing balls and strikes • The Orioles held Jose Bautista to a .143 average with two doubles and no RBI in 35 at bats over 11 games...Edwin Encarnacion hit seven homers against the O's in 18 games

ALL-TIME HIGHLIGHTS: Jose Bautista's nine homers in 2010 tied Tony Batista (TOR, 2000) and Frank Howard (WAS, 1968) for most homers in a season by an Orioles opponent and were one more than the O's hit against Toronto • The Orioles lost 16 straight games in Toronto from August 8, 2009-June 15, 2011 • Mark Reynolds homered into the second deck at Camden Yards August 7, 2011 off Ricky Romero...It was just the second ball to reach the second level in Camden Yards history (Rex Hudler 6/11/95) • The Orioles are 19-45-6 in their last 70 series against Toronto since June 2001 and have been swept 17 times during that stretch • On September 28, 2000, the Birds set a club record for runs in a game in a 23-1 win over the Blue Jays • On September 24, 1997, the Orioles defeated Toronto 9-3 and clinched their first AL East title since 1983 • Roberto Alomar's game-winning home run in the 10th inning at Skydome on September 28, 1996 helped the Orioles defeat the Blue Jays to clinch the Wild Card • On July 15, 1996 against Toronto, Cal Ripken Jr. played third base for the first time since June 30, 1982, snapping a streak of 2,216 consecutive games at shortstop • In 1989 the O's went to Toronto on the last weekend of the season, trailing the Jays by one game...Toronto won the first two games to win the division • Toronto hit a major-league record 10 home runs against the Birds on September 14, 1987, giving them an 18-3 lead • Manager Cal Ripken Sr. then removed Cal Ripken Jr. from the game and ended his consecutive innings streak at 8,265, an ML record • On August 24, 1983, Tippy Martinez picked off three Toronto runners from first base in the same inning • Utility infielder Lenn Sakata, catching the inning Martinez picked off the runners, hit a 10th inning game-winning home run to give the O's a 7-4 victory • The Blue Jays beat the O's 24-10 on June 26, 1978, a game in which player/coach Elrod Hendricks pitched 2.1 scoreless innings



BALTIMORE ORIOLES



CHICAGO WHITE SOX

333 W. 35th Street • Chicago, IL 60616 • (312) 674-1000 • www.whitesox.com

U.S. Cellular Field (1991) • Seating Capacity: 40,615 • Dimensions (L-R): 330-400-335

Manager: Robin Ventura • Director of Media Relations: Bob Beghtol • Assistant Director, Media Relations: Ray Garcia

Director of Team Travel: Ed Cassin

AL CENTRAL

2012 RESULTS

Baltimore won series, 6-2

Date	At	W/L	Score
04/16	CWS	W	10 - 4 (10)
04/17	CWS	W	3 - 2
04/18	CWS	L	1 - 8
04/19	CWS	W	5 - 3
08/27	BAL	W	4 - 3
08/28	BAL	W	6 - 0
08/29	BAL	L	1 - 8
08/30	BAL	W	5 - 3

2013 SCHEDULE

(eastern times)

Date	At	Time
07/02	CWS	8:10
07/03	CWS	7:10
07/04	CWS	2:10
09/05	BAL	7:05
09/06	BAL	7:05
09/07	BAL	7:05
09/08	BAL	1:35

SWEEPS

(most recent)

BAL sweep, @BAL
3 game: 5/04-06/1999
4 game: 7/19-22/1990

BAL sweep, @CWS:

3 game: 5/22-24/1989
4 game: 7/06-09/1995

CWS sweep, @BAL:

3 game: 8/31-9/2/1998
4 game: 7/29-8/1/2005

CWS sweep, @CWS:

3 game: 5/13-15/2003
4 game: 6/18-21/1956

RECORD BY DECADE

Year	Home	Road	Total
1950s	31 - 35	25 - 41	56 - 76
1960s	49 - 39	46 - 44	95 - 83
1970s	43 - 14	31 - 25	74 - 39
1980s	36 - 23	27 - 30	63 - 53
1990s	22 - 31	24 - 28	46 - 59
2000s	16 - 20	16 - 25	32 - 45
2010s	7 - 5	7 - 4	14 - 9
Total	204 - 167	176 - 197	380 - 364

ALL-TIME SERIES RESULTS (HOME: 204-167; ROAD: 176-197; TOTAL: 380-364)

Year	Home	Road	Total
1954	3 - 8	4 - 7	7 - 15
1955	5 - 6	5 - 6	10 - 12
1956	6 - 5	3 - 8	9 - 13
1957	5 - 6	5 - 6	10 - 12
1958	6 - 5	3 - 8	9 - 13
1959	6 - 5	5 - 6	11 - 11
1960	8 - 3	5 - 6	13 - 9
1961	7 - 2	4 - 5	11 - 7
1962	5 - 4	4 - 5	9 - 9
1963	4 - 5	3 - 6	7 - 11
1964	4 - 5	6 - 3	10 - 8
1965	5 - 4	4 - 5	9 - 9
1966	3 - 6	6 - 3	9 - 9
1967	3 - 5	4 - 6	7 - 11

Year	Home	Road	Total
1968	6 - 3	5 - 4	11 - 7
1969	4 - 2	5 - 1	9 - 3
1970	5 - 1	4 - 2	9 - 3
1971	5 - 1	3 - 3	8 - 4
1972	5 - 1	3 - 3	8 - 4
1973	5 - 1	3 - 3	8 - 4
1974	4 - 2	1 - 5	5 - 7
1975	4 - 1	3 - 3	7 - 4
1976	4 - 2	4 - 2	8 - 4
1977	3 - 2	2 - 3	5 - 5
1978	4 - 1	4 - 0	8 - 1
1979	4 - 2	4 - 1	8 - 3
1980	4 - 2	2 - 4	6 - 6
1981	3 - 3	0 - 3	3 - 6

Year	Home	Road	Total
1982	5 - 1	0 - 6	5 - 7
1983	4 - 2	3 - 3	7 - 5
1984	4 - 2	3 - 3	7 - 5
1985	4 - 2	4 - 2	8 - 4
1986	6 - 0	3 - 3	9 - 3
1987	2 - 4	6 - 0	8 - 4
1988	2 - 3	2 - 4	4 - 7
1989	2 - 4	4 - 2	6 - 6
1990	4 - 2	2 - 4	6 - 6
1991	1 - 5	3 - 3	4 - 8
1992	3 - 3	3 - 3	6 - 6
1993	2 - 4	2 - 4	4 - 8
1994	1 - 2	1 - 2	2 - 4
1995	2 - 1	4 - 0	6 - 1

Year	Home	Road	Total
1996	2 - 4	2 - 4	4 - 8
1997	2 - 3	3 - 3	5 - 6
1998	1 - 5	1 - 4	2 - 9
1999	4 - 2	3 - 1	7 - 3
2000	2 - 2	2 - 4	4 - 6
2001	1 - 3	2 - 1	3 - 4
2002	2 - 1	1 - 3	3 - 4
2003	2 - 1	0 - 3	2 - 4
2004	1 - 2	1 - 2	2 - 4
2005	0 - 4	2 - 2	2 - 6
2006	1 - 2	1 - 3	2 - 5
2007	3 - 1	2 - 2	5 - 3
2008	2 - 3	2 - 2	4 - 5
2009	2 - 1	3 - 3	5 - 4
2010	3 - 1	1 - 2	4 - 3
2011	1 - 3	3 - 1	4 - 4
2012	3 - 1	3 - 1	6 - 2

MISCELLANEOUS SERIES INFO: Best Season Series Record: 8-1 (1978) • Worst Season Series Record: 2-9 (1998) • Most Runs, Game (BAL): 18 (April 29, 1970) • Most Runs, Game (CWS): 18 (April 23, 1981) • Longest Winning Streak: 9, twice, (most recently September 4, 1977-September 2, 1978) • Longest Losing Streak: 9 (May 1-June 21, 1958) • Current Streak: Won 1 • Largest Crowd (Memorial Stadium): 51,327 (April 2, 1984) • Largest Crowd (OPACY): 48,093 (April 16, 1998) • Largest crowd (Old Comiskey): 48,952 (September 4, 1977) • Largest crowd (US Cellular Field): 43,589 (May 28, 1994)

2012 HIGHLIGHTS: The O's won the season series, 6-2, outscoring the South Siders 35-31...The Birds won both 4-game series, 3-1 • Baltimore batted .242/.313/.458 as a team in the eight games, clubbing 29 extra-base hits (15-2B, 3B, 13HR) • Birds starters posted a 3.96 ERA (50.0IP, 22ER) and 5 Quality Starts in the eight games...The bullpen went 2-0 with 4 saves and a 2.05 ERA (22.0IP, 5ER) • On August 27, the Orioles won their 13th consecutive one-run game, setting a franchise record • Matt Wieters batted .333/.440/.667 in six head-to-head games • Adam Jones hit four HR in eight games vs. Chicago • Pedro Strop recorded two wins out of the bullpen • Jim Johnson was 4-for-4 in save chances, not allowing a run in 3 2/3P • The O's won the season series opener, 10-4 in 10 innings...Nolan Reimold and Jones homered in the 9th to tie it, and Matt Wieters hit a grand slam, his second longball of the game, to win it • Wei-Yin Chen picked up his first ML win on April 17 (5.1IP, 6H, 2ER, 2BB, 4K) and Jim Johnson earned the save in the 3-2 win • Jason Hammel tied his career-high with 10 strikeouts on April 19, improving to 2-0...Adam Jones doubled, homered and drove in three runs • Nate McLouth's two-run HR in the bottom of the 8th gave the O's a 4-3 lead that Jim Johnson closed out for his 40th save on August 27 • Chris Tillman (7.0IP, H) and Brian Matusz (2.0IP, H) combined on a two-hit shutout and Adam Jones hit his 25th HR in the 6-0 win on August 28 • On August 30, Zach Britton allowed one run in a season-high 8.0 innings, racking up a career-high 10 strikeouts to improve to 4-1 on the year in the O's 5-3 win • A.J. Pierzynski batted .333/.391/.667 with two HR and five RBI in seven games and is a .345/.374/.537 hitter in 54 games vs. the O's in eight seasons with CWS

ALL-TIME HIGHLIGHTS:

The Orioles have won the season series in four of the last six years (07, 09, 10 & 12) after dropping each season series from 1999-2006 • The Orioles and White Sox game in Chicago on April 28, 2008 was suspended until August 25, 2008 in Baltimore...The winning run was driven in by Lou Montanez, who was in Double-A in April when the game officially began and Alberto Castillo picked up his first major league win in relief despite not being with the Orioles when the game was started in April • On August 21, 1999, Brady Anderson became the third player in major league history to lead off both games of a doubleheader with a home run • The Orioles trailed Chicago in the wild card race for most of 1996 before taking two of three September 10-12 moving in to the lead which they held the rest of the season • Wilson Alvarez pitched a no-hitter against the Orioles on August 11, 1991 • The Orioles snapped their 21-game losing streak to begin the 1988 season with a 9-0 win at Chicago April 29 • Eddie Murray became the only player in baseball history to homer from both sides of the plate in consecutive games May 8-9, 1987 at Comiskey Park • The Orioles defeated the White Sox three games to one in the 1983 ALCS • Mike Boddicker struck out a then-record 14 batters in Game 2 of the 1983 ALCS • Brooks Robinson hit for the cycle July 15, 1960 against the White Sox as part of a five-hit night (two singles) • Jim Wilson and Dick Donovan combined to shut out the Orioles in both games of a doubleheader June 15, 1968 • In a five-year game span from 1955-1959, Chicago and Baltimore played four tie games at Memorial Stadium (three games suspended by curfew and he August 6, 1959 game was called after 18 innings)...Also in 1959, the Orioles and White Sox played two 17-inning games (June 4 and July 25)

OPPONENTS



AL CENTRAL

CLEVELAND INDIANS

2401 Ontario Street • Cleveland, OH 44115 • (216) 420-4200 • www.indians.com
Progressive Field (1994) • Seating Capacity: 43,441 • Dimensions (L-R): 325-405-325

Manager: Terry Francona • Director of Media Relations: Bart Swain • Manager of Media Relations: Court Berry-Tripp
Director of Team Travel: Mike Seghi



2012 RESULTS

The clubs split the series, 4-4

Date	At	W/L	Score
06/28	BAL	L	2 - 7
06/29	BAL	W	9 - 8
06/30	BAL	L	5 - 11
07/01	BAL	L	2 - 6
07/20	CLE	W	10 - 2
07/21	CLE	W	3 - 1
07/22	CLE	W	4 - 3
07/23	CLE	L	1 - 3

2013 SCHEDULE

(eastern times)

Date	At	Time
06/24	BAL	7:05
06/25	BAL	7:05
06/26	BAL	7:05
06/27	BAL	7:05
09/02	CLE	4:05
09/03	CLE	7:05
09/04	CLE	7:05

SWEEPS

(most recent)

BAL sweep, @BAL
3 game: 5/07-09/2004
4 game: 5/26-29/1972

BAL sweep, @CLE:
3 game: 4/10-12/1987
4 game: 9/24-26/1971

CLE sweep, @BAL:
3 game: 4/17-19/2001
4 game: 5/10-12/1968

CLE sweep, @CLE:
3 game: 4/15-17/2011
4 game: 4/08-11/1988

RECORD BY DECADE

Year	Home	Road	Total
1950s	25 - 40	15 - 50	40 - 90
1960s	49 - 42	50 - 43	99 - 85
1970s	54 - 30	50 - 35	104 - 65
1980s	31 - 31	28 - 33	59 - 64
1990s	28 - 31	23 - 36	51 - 67
2000s	18 - 19	9 - 22	27 - 41
2010s	4 - 7	5 - 5	9 - 12
Total	209 - 200	180 - 224	389 - 424

ALL-TIME SERIES RESULTS (HOME: 209-200; ROAD: 180-224; TOTAL: 389-424)

Year	Home	Road	Total	Year	Home	Road	Total	Year	Home	Road	Total	Year	Home	Road	Total
1954	3 - 8	0 - 11	3 - 19	1969	8 - 1	5 - 4	13 - 5	1984	4 - 2	3 - 4	7 - 6	1999	1 - 3	0 - 6	1 - 9
1955	2 - 9	1 - 10	3 - 19	1970	7 - 2	7 - 2	14 - 4	1985	5 - 2	3 - 3	8 - 5	2000	4 - 2	1 - 2	5 - 4
1956	3 - 8	2 - 9	5 - 17	1971	6 - 3	7 - 2	13 - 5	1986	2 - 4	2 - 5	4 - 9	2001	0 - 3	1 - 2	1 - 5
1957	5 - 5	4 - 7	9 - 12	1972	5 - 4	3 - 6	8 - 10	1987	3 - 4	4 - 2	7 - 6	2002	1 - 2	0 - 3	1 - 5
1958	7 - 4	3 - 7	10 - 11	1973	5 - 4	7 - 2	12 - 6	1988	3 - 4	1 - 6	4 - 9	2003	1 - 2	2 - 1	3 - 3
1959	5 - 6	5 - 6	10 - 12	1974	6 - 3	6 - 3	12 - 6	1989	4 - 3	3 - 3	7 - 6	2004	3 - 0	0 - 3	3 - 3
1960	6 - 5	8 - 3	14 - 8	1975	4 - 4	6 - 4	10 - 8	1990	2 - 4	4 - 3	6 - 7	2005	1 - 3	0 - 3	1 - 6
1961	5 - 4	4 - 5	9 - 9	1976	4 - 5	3 - 6	7 - 11	1991	4 - 3	3 - 3	7 - 6	2006	2 - 1	2 - 1	4 - 2
1962	5 - 4	6 - 3	11 - 7	1977	8 - 0	3 - 4	11 - 4	1992	3 - 3	4 - 3	7 - 6	2007	2 - 2	1 - 2	3 - 4
1963	4 - 5	6 - 3	10 - 8	1978	5 - 2	4 - 4	9 - 6	1993	5 - 2	3 - 3	8 - 5	2008	2 - 2	2 - 2	4 - 4
1964	2 - 7	6 - 3	8 - 10	1979	4 - 3	4 - 2	8 - 5	1994	2 - 4	2 - 2	4 - 6	2009	2 - 2	0 - 3	2 - 5
1965	7 - 1	3 - 7	10 - 8	1980	3 - 3	3 - 4	6 - 7	1995	2 - 4	0 - 6	2 - 10	2010	1 - 2	2 - 1	3 - 3
1966	5 - 4	3 - 6	8 - 10	1981	2 - 2	2 - 0	4 - 2	1996	3 - 3	2 - 4	5 - 7	2011	2 - 2	0 - 3	2 - 5
1967	4 - 5	5 - 4	9 - 9	1982	2 - 4	4 - 3	6 - 7	1997	4 - 2	2 - 3	6 - 5	2012	1 - 3	3 - 1	4 - 4
1968	3 - 6	4 - 5	7 - 11	1983	3 - 4	3 - 3	6 - 7	1998	2 - 3	3 - 3	5 - 6				

MISCELLANEOUS SERIES INFO: Best Season Series Record: 14-4 (1970) • Worst Season Series Record: 1-9 (1999) • Most Runs, Game (BAL): 19 (August 28, 1957) • Most Runs, Game (CLE): 15 (September 5, 1999) • Longest Winning Streak: 10 (September 24, 1969-July 1, 1970) • Longest Losing Streak: 17 (May 21-September 6, 1954) • Current Streak: Lost 1 • Largest Crowd (Memorial Stadium): 52,292 (April 7, 1986) • Largest Crowd (OPACY): 48,374 (August 21, 1998) • Largest Crowd (Cleveland Stadium): 64,540 (April 10, 1987) • Largest Crowd (Progressive Field): 43,238 (August 15, 1998)

2012 HIGHLIGHTS: The teams split the season series, 4-4, with Cleveland outscoring the O's, 41-36 • The road team won each four-game series, 3-1 (CLE @ BAL in June and BAL @ CLE in July) • In a back and forth contest on June 29, Xavier Avery's first ML HR in the bottom of the 8th was the difference in the O's 9-8 win • Jim Thome and Ryan Flaherty each homered in the consecutive wins on July 20 and 21 • Baltimore blasted nine extra-base hits (2nd most of the season) in the 10-2 win on July 20 as Miguel Gonzalez improved to 2-1, earning the victory • Gonzalez, Chris Tillman and Zach Britton each posted a Quality Start and won their start in the first three games of the series in Cleveland • Gonzalez (6.2IP, 2ER), Tillman (6.2IP, ER), Britton (6.0IP, 0ER) and Tommy Hunter (7.0IP, 3ER) pitched to a combined 2.05 ERA in the series • Shin Soo-Choo batted .406/.513/.813 in eight games, leading Cleveland in HR (4), RBI (9) and R (10) • Justin Masterson won both of his starts, posting a 1.26 ERA (14.1IP, 2ER)...He is 4-0 with a 2.30 ERA (27.1IP, 7ER) in four head-to-head starts since 2011

ALL-TIME HIGHLIGHTS: The Orioles have a 23-51 record at Progressive Field • On September 3, 2000, Chris Richard matched a club record with 13 total bases and Kenny Lofton stole five bases and hit a game-winning home run in the 13th inning for a 12-11 Indians win • On August 14, 1998, Chris Hoiles became the ninth player in major league history to hit two grand slams in a game • Cal Ripken Jr. collected his 2,849th hit on August 21, 1998 to move past Brooks Robinson as the Orioles' all-time hits leader • The Indians defeated the Orioles four games to two in the 1997 ALCS, with all four Cleveland wins coming by one run • Mike Mussina struck out an ALCS record 15 batters in Game 3 of the 1997 ALCS against the Indians • In 1996, the Orioles defeated the Indians in the Division Series three games to one with Roberto Alomar's 12th inning home run clinching the ALCS berth • The Orioles lost 10 consecutive games at Jacobs Field from June 30, 1994-August 2, 1996 • The Orioles defeated the Indians, 2-0, in the first game played at Camden Yards on April 6, 1992 • On April 19, 1977, Brooks Robinson hit the 268th and final home run of his career, a three-run pinch-hit homer in the bottom of the 10th inning off Dave LaRoche for a 6-5 win • Frank Robinson hit a 451-foot home run off Cleveland's Luis Tiant on May 8, 1966 to become the only player to hit a ball completely out of Memorial Stadium • Cleveland's Rocky Colavito hit four home runs against the Orioles June 10, 1959 • The Orioles lost 25 of their first 26 games at Cleveland, including an 0-11 record at Municipal Stadium in 1954 • The Indians set a major league record by scoring eight runs without recording an out against the Orioles July 6, 1954



BALTIMORE ORIOLES



DETROIT TIGERS

2100 Woodward Avenue • Detroit, MI 48201 • (313) 471-2000 • www.tigers.com
Comerica Park (2000) • Seating Capacity: 41,255 • Dimensions (L-R): 345-420-330 • Manager: Jim Leyland
Director of Baseball Media Relations: Brian Britten • Manager of Baseball Media Relations: Rick Thompson
Traveling Secretary: Bill Brown

AL CENTRAL

2012 RESULTS

Teams tied series, 3-3

Date	At	W/L	Score
07/13	BAL	L	2 - 7
07/14	BAL	W	8 - 6 (13)
07/15	BAL	L	0 - 4
08/17	DET	L	3 - 5
08/18	DET	W	3 - 2
08/19	DET	W	7 - 5

2013 SCHEDULE

(eastern times)

Date	At	Time
05/31	BAL	7:05
06/01	BAL	4:05
06/02	BAL	1:35
06/17	DET	7:05
06/18	DET	7:05
06/19	DET	1:05

SWEEPS

(most recent)

BAL sweep, @BAL
3 game: 9/24-26/2004
4 game: 4/17-20/1992

BAL sweep, @DET:
3 game: 5/28-30/2004
4 game: 6/01-04/1989

DET sweep, @BAL:
3 game: 5/27-29/2005
4 game: 6/16-19/1986

DET sweep, @DET:
3 game: 7/05-07/2010
4 game: 8/01-03/1958

RECORD BY DECADE

Year	Home	Road	Total
1950s	38 - 28	24 - 42	62 - 70
1960s	44 - 48	46 - 46	90 - 94
1970s	52 - 30	50 - 35	102 - 65
1980s	26 - 39	35 - 30	61 - 69
1990s	37 - 20	32 - 29	69 - 49
2000s	18 - 19	17 - 15	35 - 34
2010s	7 - 6	6 - 7	13 - 13
Total	222 - 190	210 - 204	432 - 394

ALL-TIME SERIES RESULTS (HOME: 222-190; ROAD: 210-204; TOTAL: 432-394)

Year	Home	Road	Total	Year	Home	Road	Total	Year	Home	Road	Total	Year	Home	Road	Total
1954	5 - 6	3 - 8	8 - 14	1968	3 - 6	5 - 4	8 - 10	1982	4 - 3	3 - 3	7 - 6	1996	6 - 1	5 - 1	11 - 2
1955	5 - 6	4 - 7	9 - 13	1969	6 - 3	5 - 4	11 - 7	1983	1 - 5	4 - 3	5 - 8	1997	3 - 3	3 - 3	6 - 6
1956	7 - 4	6 - 5	13 - 9	1970	7 - 2	4 - 5	11 - 7	1984	3 - 4	4 - 2	7 - 6	1998	5 - 0	5 - 1	10 - 1
1957	6 - 5	3 - 8	9 - 13	1971	5 - 4	3 - 6	8 - 10	1985	3 - 3	3 - 4	6 - 7	1999	2 - 2	3 - 3	5 - 5
1958	7 - 4	3 - 8	10 - 12	1972	5 - 4	5 - 4	10 - 8	1986	0 - 7	1 - 5	1 - 12	2000	4 - 2	2 - 2	6 - 4
1959	8 - 3	5 - 6	13 - 9	1973	4 - 5	5 - 4	9 - 9	1987	1 - 5	3 - 4	4 - 9	2001	2 - 1	2 - 1	4 - 2
1960	5 - 6	8 - 3	13 - 9	1974	6 - 3	8 - 1	14 - 4	1988	3 - 4	2 - 4	5 - 8	2002	1 - 2	1 - 2	2 - 4
1961	4 - 5	5 - 4	9 - 9	1975	4 - 3	8 - 1	12 - 4	1989	4 - 2	6 - 1	10 - 3	2003	0 - 3	3 - 0	3 - 3
1962	1 - 8	1 - 8	2 - 16	1976	6 - 3	6 - 3	12 - 6	1990	2 - 4	4 - 3	6 - 7	2004	3 - 0	3 - 0	6 - 0
1963	8 - 1	5 - 4	13 - 5	1977	7 - 0	5 - 3	12 - 3	1991	2 - 4	3 - 4	5 - 8	2005	1 - 4	2 - 1	3 - 5
1964	6 - 3	5 - 4	11 - 7	1978	4 - 4	3 - 4	7 - 8	1992	7 - 0	3 - 3	10 - 3	2006	2 - 1	1 - 2	3 - 3
1965	5 - 4	6 - 3	11 - 7	1979	4 - 2	3 - 4	7 - 6	1993	3 - 3	2 - 5	5 - 8	2007	1 - 2	0 - 3	1 - 5
1966	4 - 5	5 - 4	9 - 9	1980	5 - 2	5 - 1	10 - 3	1994	1 - 3	2 - 1	3 - 4	2008	2 - 2	2 - 1	4 - 3
1967	2 - 7	1 - 8	3 - 15	1981	2 - 4	4 - 3	6 - 7	1995	5 - 1	3 - 4	8 - 5	2009	2 - 2	1 - 3	3 - 5
												2010	3 - 1	2 - 4	5 - 5
												2011	3 - 3	2 - 2	5 - 5
												2012	1 - 2	2 - 1	3 - 3

MISCELLANEOUS SERIES INFO: Best Season Series Record: 6-0 (2004), 10-1 (1997) • Worst Season Series Record: 1-12 (1986) • Most Runs, Game (BAL): 16, twice (August 17, 2008 and September 15, 1996) • Most Runs, Game (DET): 17, twice (September 16, 2006 and August 12, 1993) • Longest Winning Streak: 11 (September 7, 1996-July 4, 1997) • Longest Losing Streak: 9, three times (most recently June 28, 1986-June 21, 1987) • Current Streak: Won 2 • Largest Crowd (Memorial Stadium): 51,764 (June 10, 1984) • Largest Crowd (OPACY): 48,505 (August 7, 1999) • Largest Crowd (Tiger Stadium): 53,959 (July 9, 1970) • Largest Crowd (Comerica Park): 40,093 (August 10, 2000)

2012 HIGHLIGHTS: The teams split the season series, 3-3, with the Tigers outscoring the O's 29-23 • The visiting team won each series, 2-1 • Baltimore batted .230/.306/.388 as a team in the six games • The staff pitched to a 4.26 ERA, with the starters going 2-2 with a 3.86 ERA (32.2IP, 14ER) and 3 QS • The O's won a back-and-forth classic on July 14, 8-6 in 13 innings as Jim Johnson blew the save, allowing three runs in the 9th to tie the game at 4, before the Tigers went ahead, 5-4 in the 11th...A two-out Adam Jones single tied it...Detroit went up again, 6-5 in the 13th, before J.J. Hardy homered to tie it in the bottom half and Taylor Teagarden hit a walk-off two-run HR in his first game as an Oriole • Chris Davis' three-run 7th inning HR broke a scoreless tie and earned Zach Britton the win (7.0 shutout IP) in the O's 3-2 victory on August 18 • Wei-Yin Chen allowed five 1st inning runs in the August 19 game, but the O's rallied for four in the 2nd and three in the 4th in the 7-5 comeback win • Nick Markakis paced the O's offense, batting .385/.448/.654 with seven doubles in six games vs. the AL champs • AL MVP Miguel Cabrera hit .500/.607/.909 with three solo HR and is a career .381/.468/.721 hitter with 13 HR and 36 RBI in 39 career games vs. the O's

ALL-TIME HIGHLIGHTS: The Orioles are 80-61 against the Tigers in the last 17 years • The Orioles have scored 16 runs in a game twice against Detroit (August 17, 2008 and September 15, 1996) • The Birds went 6-0 against the Tigers in 2004, marking the fifth time in club history they had swept a season series • Albert Belle tied a major league record with four doubles against the Tigers August 29, 1999 • Mike Mussina tied a then-club record by striking out 14 Tigers on July 5, 1997...Mussina also fanned 14 at Detroit on May 16, 1993 • Eddie Murray hit his 500th home run off Detroit's Felipe Lira September 6, 1996 to become the third player in major league history to record 3,000 hits and 500 home runs • On September 15, 1996 at Detroit, Mark Parent hit the Orioles' 241st home run of the year, breaking the major league record set by the 1961 New York Yankees • The Tigers defeated the Orioles 7-1 on October 6, 1991 in the final game played at Memorial Stadium • Steve Barber and Stu Miller combined to no-hit the Tigers in the first game of a doubleheader April 30, 1967 • Ray Moore pitched 15 innings against Detroit on May 21, 1957 but did not factor in the Orioles' 2-1 loss • The Orioles played their inaugural game at Tiger Stadium on April 13, 1954, losing 3-0...The Orioles recorded their first ever win the next day, 3-2 • The Orioles finished with a 188-183 record all-time at Tiger Stadium

OPPONENTS



AL CENTRAL

KANSAS CITY ROYALS

One Royal Way • Kansas City, MO 64129 • (816) 921-8000 • www.royals.com
 Kauffman Stadium (1973) • Seating Capacity: 37,903 • Dimensions (L-R): 330-410-330
 Manager: Ned Yost Vice • President of Communications and Broadcasting: Mike Swanson
 Director of Media Relations: David Holtzman • Director of Team Travel: Jeff Davenport



2012 RESULTS

Baltimore won series, 5-4

Date	At	W/L	Score
05/16	KC	W	4 - 3 (15)
05/17	KC	W	5 - 3
05/25	BAL	W	8 - 2
05/26	BAL	L	3 - 4
05/27	BAL	L	2 - 4
08/09	BAL	L	2 - 8
08/10	BAL	W	7 - 1
08/11	BAL	L	3 - 7
08/12	BAL	W	5 - 3

2013 SCHEDULE

(eastern times)

Date	At	Time
05/07	BAL	7:05
05/08	BAL	7:05
05/09	BAL	7:05
07/22	KC	8:10
07/23	KC	8:10
07/24	KC	8:10
07/25	KC	8:10

SWEEPS

(most recent)

BAL sweep, @BAL
3 game: 5/24-26/2011
4 game: 5/02-05/2002

BAL sweep, @KC:
3 game: 5/28-30/2007
4 game: 7/16-19/1987

KC sweep, @BAL:
3 game: 8/28-30/1998
4 game: Never

KC sweep, @KC:
3 game: 4/11-13/2000
4 game: 7/29-8/1/1982

RECORD BY DECADE

Year	Home	Road	Total
1960s	5 - 1	6 - 0	11 - 1
1970s	38 - 19	27 - 32	65 - 51
1980s	32 - 28	23 - 33	55 - 61
1990s	31 - 22	31 - 21	62 - 43
2000s	23 - 12	26 - 14	49 - 26
2010s	7 - 5	5 - 7	12 - 12
Total	136 - 87	118 - 107	254 - 194

ALL-TIME SERIES RESULTS (HOME: 136-87; ROAD: 118-107; TOTAL: 254-194)

Year	Home	Road	Total
1969	5 - 1	6 - 0	11 - 1
1970	6 - 0	6 - 0	12 - 0
1971	4 - 1	2 - 4	6 - 5
1972	3 - 3	3 - 3	6 - 6
1973	5 - 1	3 - 3	8 - 4
1974	4 - 2	4 - 2	8 - 4
1975	5 - 1	2 - 4	7 - 5
1976	4 - 2	2 - 4	6 - 6
1977	2 - 3	2 - 4	4 - 7
1978	2 - 3	0 - 5	2 - 8
1979	3 - 3	3 - 3	6 - 6

Year	Home	Road	Total
1980	4 - 2	2 - 4	6 - 6
1981	4 - 2	1 - 1	5 - 3
1982	4 - 2	0 - 6	4 - 8
1983	4 - 2	4 - 2	8 - 4
1984	3 - 3	2 - 4	5 - 7
1985	2 - 4	4 - 2	6 - 6
1986	3 - 3	3 - 3	6 - 6
1987	4 - 2	5 - 1	9 - 3
1988	0 - 6	0 - 6	0 - 12
1989	4 - 2	2 - 4	6 - 6
1990	4 - 1	4 - 2	8 - 3

Year	Home	Road	Total
1991	1 - 5	3 - 3	4 - 8
1992	4 - 2	4 - 2	8 - 4
1993	4 - 2	3 - 3	7 - 5
1994	2 - 0	2 - 1	4 - 1
1995	2 - 3	2 - 2	4 - 5
1996	5 - 1	4 - 2	9 - 3
1997	3 - 2	4 - 2	7 - 4
1998	2 - 4	3 - 2	5 - 6
1999	4 - 2	2 - 2	6 - 4
2000	2 - 2	1 - 5	3 - 7
2001	2 - 1	3 - 1	5 - 2

Year	Home	Road	Total
2002	4 - 0	3 - 0	7 - 0
2003	1 - 2	2 - 2	3 - 4
2004	1 - 2	5 - 1	6 - 3
2005	2 - 1	2 - 1	4 - 2
2006	3 - 0	2 - 1	5 - 1
2007	4 - 0	3 - 0	7 - 0
2008	2 - 2	3 - 1	5 - 3
2009	2 - 2	2 - 2	4 - 4
2010	1 - 1	1 - 3	2 - 4
2011	3 - 0	2 - 4	5 - 4
2012	3 - 4	2 - 0	5 - 4

MISCELLANEOUS SERIES INFO: Best Season Series Record: 12-0 (1970) • Worst Season Series Record: 0-12 (1988) • Most Runs, Game (BAL): 15 (May 9, 2003) • Most Runs, Game (KC): 15, twice (most recently April 29, 1999) • Longest Winning Streak: 23 (May 10, 1969-August 2, 1970) • Longest Losing Streak: 15 (July 26, 1987-April 11, 1989) • Current Streak: Won 1 • Largest Crowd (Memorial Stadium): 51,956 (April 5, 1982) • Largest Crowd (OPACY): 48,154 (August 29, 1998) • Largest Crowd (Municipal Stadium): 29,120 (May 2, 1971) • Largest Crowd (Kauffman Stadium): 41,334 (August 11, 1980)

2012 HIGHLIGHTS: The O's won the season series, 5-4, outscoring the Royals, 39-35 • Baltimore is 7-1-1 in the last nine season series vs. KC • Birds relievers went 2-1 with a 1.93 ERA (32.2IP, 7ER), 25 strikeouts and five walks in the season series, including the 10th innings of one-run ball on May 16 • Down 3-1 in the season series opener on May 16, the Birds tied the game with a Wilson Betemit solo HR and two-out J.J. Hardy RBI single in the 9th before Adam Jones won it with a 11th inning HR • Baltimore erased a 3-0 deficit with a two-run 4th (Jones HR) and three-run 7th (two-RBI single by Hardy) the next day to cap a two-game series sweep • Jason Hammel improved to 6-1 on May 25 (6.0IP, 5H, BB, 7K) in the O's 8-2 romp... Nick Markakis went 3-for-4 and Chris Davis homered and drove in three • Manny Machado made his ML debut in the O's 8-2 loss on August 9 and hit two HR in just his second ML game on August 10 • The O's salvaged a four-game series split on August 12 with a 5-3 win as the bullpen combined for 4.0 scoreless innings • Davis paced the O's offense, batting .355/.375/.581 in eight games played vs. the Royals • Billy Butler led the KC offense, batting .400/.447/.857 with four HR, six RBI and seven runs scored and is a career .333/.387/.603 hitter in 40 games vs. BAL

ALL-TIME HIGHLIGHTS: The Orioles won 12 consecutive games against Kansas City from July 26, 2006-May 10, 2008... It was the O's longest winning streak over one team since winning 13 straight against Toronto from 1978-1979 • The 2007 Orioles went 7-0 against Kansas City, marking the third undefeated season against the Royals (also 7-0 in 2000 and 12-0 in 1970)... It was the 14th time in major league history that a team had swept a season series of seven or more games... Other than the three season series sweeps against Kansas City, the Orioles' only other season series sweep of seven or more games was in 1978 against Oakland (11-0) • The Royals swept three games from Baltimore in April of 2000 with a pair of walk-off home runs and a RBI single in the bottom of the ninth inning • On April 27, 1999 in Baltimore, B.J. Surhoff matched a then-Orioles record with five hits against the Royals • Cal Ripken played in his 2,216th consecutive game on June 14, 1996 at Kansas City, setting a world record for most consecutive games played... The previous record had been held by Sachio Kinugasa of the Hiroshima Carp in Japan's Central League • The Orioles and Royals combined for 36 runs in a doubleheader June 23, 1991 • Cal Ripken Jr. made his major league debut against Kansas City on August 10, 1981 as he entered the game as a pinch-runner and scored a run • Cal Ripken Jr. hit his first major league home run against the Royals on Opening Day the following season (April 5, 1982) • The Orioles won 24 of their first 25 games against Kansas City and set a major league record by defeating the Royals 23 straight games from April 10, 1969-August 2, 1970



BALTIMORE ORIOLES



MINNESOTA TWINS

One Twins Way • Minneapolis, MN 55403 • (612) 659-3400 • www.twinsbaseball.com
Target Field (2010) • Seating Capacity: 39,500 • Dimensions (L-R): 339-404-328 • Manager: Ron Gardenhire
Director of Baseball Communications: Dustin Morse • Senior Manager of Baseball Communications: Mitch Hestad
Senior Director, Team Travel: Mike Herman

AL CENTRAL

2012 RESULTS

Baltimore won series, 5-2

Date	At	W/L	Score
04/06	BAL	W	4 - 2
04/07	BAL	W	8 - 2
04/08	BAL	W	3 - 1
07/16	MIN	L	7 - 19
07/17	MIN	L	4 - 6
07/18	MIN	W	2 - 1
07/19	MIN	W	4 - 3

2013 SCHEDULE

(eastern times)

Date	At	Time
04/05	BAL	3:05
04/06	BAL	7:05
04/07	BAL	1:35
05/10	MIN	8:10
05/11	MIN	7:10
05/12	MIN	2:10

SWEEPS

(most recent)

BAL sweep, @BAL:
3 game: 4/06-08/2012
4 game: Never
5 game: 7/01-03/1966

BAL sweep, @MIN:
3 game: 9/07-09/1999
4 game: 8/22-25/2011

MIN sweep, @BAL:
3 game: 7/22-24/1996
4 game: 8/23-26/2007

MIN sweep, @MIN:
3 game: 4/02-04/2007
4 game: Never

RECORD BY DECADE

Year	Home	Road	Total
1960s	43 - 35	37 - 41	80 - 76
1970s	32 - 26	32 - 26	64 - 52
1980s	36 - 21	27 - 30	63 - 51
1990s	33 - 19	30 - 26	63 - 45
2000s	18 - 19	15 - 18	33 - 37
2010s	6 - 5	8 - 4	14 - 9
Total	168 - 125	149 - 145	317 - 270

ALL-TIME SERIES RESULTS (HOME: 168-125; ROAD: 149-145; TOTAL: 317-270)

Year	Home	Road	Total	Year	Home	Road	Total	Year	Home	Road	Total	Year	Home	Road	Total
1961	4 - 5	7 - 2	11 - 7	1974	4 - 2	2 - 4	6 - 6	1987	3 - 3	2 - 4	5 - 7	2000	2 - 1	4 - 2	6 - 3
1962	4 - 5	2 - 7	6 - 12	1975	4 - 2	2 - 4	6 - 6	1988	2 - 4	1 - 5	3 - 9	2001	2 - 1	1 - 2	3 - 3
1963	6 - 3	3 - 6	9 - 9	1976	2 - 4	2 - 4	4 - 8	1989	3 - 3	1 - 5	4 - 8	2002	3 - 0	2 - 1	5 - 1
1964	5 - 4	5 - 4	10 - 8	1977	3 - 2	3 - 2	6 - 4	1990	3 - 3	3 - 3	6 - 6	2003	2 - 2	1 - 2	3 - 4
1965	4 - 5	4 - 5	8 - 10	1978	3 - 2	2 - 3	5 - 5	1991	3 - 3	1 - 5	4 - 8	2004	2 - 4	2 - 1	4 - 5
1966	6 - 3	4 - 5	10 - 8	1979	3 - 3	5 - 1	8 - 4	1992	3 - 3	3 - 3	6 - 6	2005	2 - 1	1 - 2	3 - 3
1967	4 - 5	4 - 5	8 - 10	1980	5 - 1	5 - 1	10 - 2	1993	5 - 1	3 - 3	8 - 4	2006	2 - 4	1 - 2	3 - 6
1968	5 - 4	5 - 4	10 - 8	1981	3 - 0	3 - 0	6 - 0	1994	2 - 1	2 - 4	4 - 5	2007	0 - 4	0 - 3	0 - 7
1969	5 - 1	3 - 3	8 - 4	1982	5 - 1	3 - 3	8 - 4	1995	1 - 2	2 - 4	3 - 6	2008	1 - 2	2 - 1	3 - 3
1970	2 - 4	3 - 3	5 - 7	1983	3 - 3	5 - 1	8 - 4	1996	2 - 4	5 - 1	7 - 5	2009	2 - 0	1 - 2	3 - 2
1971	5 - 1	5 - 1	10 - 2	1984	4 - 2	1 - 5	5 - 7	1997	5 - 0	5 - 1	10 - 1	2010	1 - 3	2 - 2	3 - 5
1972	2 - 4	4 - 2	6 - 6	1985	3 - 3	3 - 3	6 - 6	1998	4 - 1	3 - 2	7 - 3	2011	2 - 2	4 - 0	6 - 2
1973	4 - 2	4 - 2	8 - 4	1986	5 - 1	3 - 3	8 - 4	1999	5 - 1	3 - 0	8 - 1	2012	3 - 0	2 - 2	5 - 2

MISCELLANEOUS SERIES INFO: Best Season Series Record: 10-1 (1997) • Worst Season Series Record: 0-7 (2007) • Most Runs, Game (BAL): 16, twice (July 30, 1996 and August 7, 1998) • Most Runs, Game (MIN): 15 (May 7, 1978) • Longest Winning Streak: 12 (July 21, 1980 (G2)-May 17, 1981) • Longest Losing Streak: 9 (September 23, 2006-August 26, 2007) • Current Streak: Won 2 • Largest Crowd (Memorial Stadium): 47,360 (May 28, 1977) • Largest Crowd (OPACY): 48,263 (August 23, 1997) • Largest Crowd (Metropolitan Stadium): 41,021 (August 1, 1965) • (Metrodome): 52,286 (July 22, 1988) • (Target Field): 38,863 (May 8, 2010 - Game 2)

2012 HIGHLIGHTS: The Orioles won five of seven from the Twins despite being outscored, 34-32 • Baltimore homered in each game of the season series • Baltimore swept the Twins to open the season, receiving Quality Starts from Jake Arrieta (7.0IP, 0 ER), Tommy Hunter (7.0IP, 0ER) and Jason Hammel (8.0IP, ER) • It was the Birds' first three-game home sweep over the Twins since August of 2002 • Nick Markakis homered in the bottom of the 1st on Opening Day to begin the scoring while a Josh Willingham HR off Troy Patton in the 9th broke up the shutout after Jake Arrieta went 7.0 shutout innings in his first Opening Day start • Hunter allowed two unearned runs on April 7, and Markakis, Adam Jones and Matt Wieters all homered for the Birds in the 8-2 win • Jason Hammel allowed two hits in 8.0 innings in his O's debut and Jim Johnson collected his second save of the series on April 8 as Wilson Betemit's two-RBI double in the 6th was the difference • Chris Tillman allowed seven runs (one earned) in the 1st inning on July 16 and the Birds allowed a season-high 19 runs and 20 hits in the 19-7 loss • Adam Jones' two-run 1st inning HR held up in the O's 2-1 win on July 18...Hunter (7.1IP, ER) turned in his 2nd QS vs. MIN in as many starts • Baltimore salvaged a four-game split with a come-from-behind 4-3 win on July 19 as a two-run Mark Reynolds single in the 8th plated the winner • Markakis batted .500/.581/.808 with six runs scored in the seven games...Hunter won both of his starts, posting a 0.63 ERA (14.1IP, ER) • Josh Willingham paced the Minnesota offense, batting .409/.552/.773 with two HR, five RBI and five runs scored

ALL-TIME HIGHLIGHTS: The Birds recorded the first four-game sweep in Minnesota in franchise history, August 22-25, 2011, outscoring the Twins, 24-4 • The Orioles recorded their first season series win against Minnesota (3-2) since 2002 in 2009 • The Orioles are 38-26 at Camden Yards against the Twins since 1997 • The Orioles were 0-7 against the Twins in 2007, marking the first time the Twins had swept the Orioles in a season series and the 13th time in AL history a team has swept an opponent in a season series of seven or more games • Cal Ripken Jr. recorded his 3,000th career hit April 15, 2000 with a single off Hector Carrasco in the Metrodome • Mike Mussina pitched a one-hit shutout and struck out a club record 15 batters August 1, 2000 • On August 17, 1999, Jesse Orosco made his 1,072nd career appearance, passing Dennis Eckersley for the most games pitched in major league history • The Birds swept a three-game series from the Twins July 30-August 1, 1996, to begin a stretch in which they won 28 of their final 42 games to reach the playoffs for the first time since 1983 • On July 15, 1993, Cal Ripken Jr. hit his 278th home run as a shortstop, breaking Ernie Banks' record • Bob Milacki faced the minimum 27 batters against the Twins April 23, 1989 in a 3-0 complete game (allowed three hits and two walks...One runner was caught stealing and the other four were retired on double plays) • The Orioles swept Minnesota 3-0 in the 1969 and 1970 ALCS • Jim Gentile tied a major league record by hitting two grand slams in a single game against the Twins on May 9, 1961

OPPONENTS



AL WEST

HOUSTON ASTROS

501 Crawford Street • Houston, TX 77002 • (713) 259-8000 • www.astros.com
Minute Maid Park (2000) • Seating Capacity: 40,981 • Dimensions (L-R): 315-435-326
Manager: Bo Porter • Senior Director, Media Relations: Gene Dias • Manager, Media Relations: Steve Grande
Director, Team Travel: Barry Waters



2012 RESULTS

Clubs did not meet

Date	At	W/L	Score
N/A			

2013 SCHEDULE

(eastern times)

Date	At	Time
6/4	HOU	8:10
6/5	HOU	8:10
6/6	HOU	2:00
7/30	BAL	7:05
7/31	BAL	7:05
8/1	BAL	7:05

SWEEPS

(most recent)

BAL sweep, @BAL
3 game: 6/17-19/2008
4 game: Never

BAL sweep, @HOU:
3 game: Never
4 game: Never

HOU sweep, @BAL:
3 game: Never
4 game: Never

HOU sweep, @HOU:
3 game: 6/3-5/2003
4 game: Never

RECORD BY DECADE

Year	Home	Road	Total
2000s	6 - 0	0 - 3	6 - 3
Total	6 - 0	0 - 3	6 - 3

ALL-TIME SERIES RESULTS (HOME: 6-0; ROAD: 0-3; TOTAL: 6-3)

Year	Home	Road	Total
2003	0 - 0	0 - 3	0 - 3
2005	3 - 0	0 - 0	3 - 0
2008	3 - 0	0 - 0	3 - 0

MISCELLANEOUS SERIES INFO: Best Season Series Record: 3-0 (2008 & 2005) • Worst Season Series Record: 0-3 (2003) • Most Runs, Game (BAL): 8 (June 13, 2005) • Most Runs, Game (HOU): 11 (twice, most recently June 5, 2003) • Longest Winning Streak: 6 (June 13, 2005-current) • Longest Losing Streak: 3 (June 3-5, 2003) • Largest Crowd (OPACY): 31,547 (June 15, 2005) • Largest Crowd (Minute Maid Park): 26,883 (June 5, 2003)

2008 HIGHLIGHTS: The O's swept the three-game series at OPACY in 2008, winning two one-run games and a two-run game • A two-out, two-RBI double by Melvin Mora in the 8th inning turned a 5-4 deficit into a 6-5 win for the O's in the series opener • Kevin Millar's one-out walk-off single in the 10th gave the O's a 2-1 win on June 18 as Jeremy Guthrie took a ND despite 8.0 innings of one-run ball (8K) • Solo HR by Aubrey Huff, Ramon Hernandez and Alex Cintron, in addition to two RBI from Kevin Millar and Jay Payton powered the O's to a 7-5 win to clinch the sweep

ALL-TIME HIGHLIGHTS: The home team has swept the three-game series in all three match-ups between the teams • Baltimore currently owns a 6-game winning streak over the Astros • Larry Bigbie led the O's in their 2005 sweep, batting .778/.818/1.111 in the three games against the 'Stros • Houston swept the inaugural Interleague series from the O's in 2003 by a combined score of 28-11 • Morgan Ensberg batted .600/.667/1.200 with 2 HR and 9 RBI in the three-game sweep for Houston in '03

ORIOLE ADVOCATES

The Oriole Advocates, Inc is a unique non-profit organization, dedicated to promoting and stimulating interest in the game of baseball at both the amateur and professional levels. Founded in July of 1960, the Advocates are in their 53rd year of "Promoting and Stimulating Interest in Baseball." Membership comprises some 75 men and women, drawn from a broad cross-section in the Baltimore area.

Through the years, the Advocates have made substantial financial donations to worthy causes, primarily to baseball-oriented youth organizations; have played a key role in the restoration of Babe Ruth's birthplace at 216 Emory Street and its conversion in the Babe Ruth/Orioles Museum; and established the Orioles Hall of Fame in 1977.

The organization has also served as an essential right arm to the Orioles Public Relations, Community Relations and Marketing Departments. In that connection, the Advocates initiated the popular Junior Orioles program (now the Dugout Club) back in 1963 and administered it for 25 years. Membership rose from 75 youngsters the first year to a record 20,000 in 1977. The Oriole Advocates don't get paid for anything they do, instead serving as volunteers that constantly demonstrate the importance of competence and dedication whenever there is a job to be done.

2013 Oriole Advocates officers: President – Bill Moon... First Vice President – Carol Avery... Second Vice President–Rick Young... Secretary – Tom Cummings... Treasurer – Rich Barnhart... Immediate Past President – Jim Menendez... Board of Directors: Bob Brandenburger, Jill Davis, Arlene Grimes



BALTIMORE ORIOLES



LOS ANGELES ANGELS OF ANAHEIM

AL WEST

2000 Gene Autry Way • Anaheim, CA 92806 • (714) 940-2000 • www.angelsbaseball.com

Angel Stadium of Anaheim (1966) • Seating Capacity: 45,389 • Dimensions (L-R): 365-400-365

Manager: Mike Scioscia • Vice President of Communications: Tim Mead • Communications Manager: Eric Kay

Traveling Secretary: Tom Taylor

2012 RESULTS

Angels won series, 7-2

Date	At	W/L	Score
4/20	LAA	L	3 - 6
4/21	LAA	L	3 - 6
4/22	LAA	W	3 - 2 (10)
6/26	BAL	L	3 - 7
6/27	BAL	L	1 - 13
7/5	LAA	L	7 - 9
7/6	LAA	W	3 - 2
7/7	LAA	L	0 - 3
7/8	LAA	L	0 - 6

2013 SCHEDULE

(eastern times)

Date	At	Time
5/2	LAA	10:05
5/3	LAA	10:05
5/4	LAA	4:05
5/5	LAA	3:35
6/10	BAL	7:05
6/11	BAL	7:05
6/12	BAL	12:35

SWEEPS

(most recent)

BAL sweep, @BAL
3 game: 8/03-05/2010
4 game: 7/17-20/2003

BAL sweep, @LAA:
3 game: 8/27-29/2010
4 game: Never

LAA sweep, @BAL:
3 game: 9/06-08/2002
4 game: Never

LAA sweep, @LAA:
3 game: 8/19-21/2011
4 game: Never

RECORD BY DECADE

Year	Home	Road	Total
1960s	44 - 31	39 - 41	83 - 72
1970s	37 - 22	28 - 30	65 - 52
1980s	38 - 22	33 - 27	71 - 49
1990s	37 - 22	36 - 24	73 - 46
2000s	20 - 26	17 - 30	37 - 56
2010s	6 - 5	5 - 8	11 - 13
Total	182 - 128	158 - 160	340 - 288

ALL-TIME SERIES RESULTS (HOME: 182-128; ROAD: 158-160; TOTAL: 340-288)

Year	Home	Road	Total
1961	2 - 6	6 - 4	8 - 10
1962	6 - 3	2 - 7	8 - 10
1963	6 - 3	3 - 6	9 - 9
1964	6 - 3	5 - 4	11 - 7
1965	8 - 2	5 - 3	13 - 5
1966	6 - 3	6 - 3	12 - 6
1967	2 - 4	4 - 7	6 - 11
1968	5 - 4	5 - 4	10 - 8
1969	3 - 3	3 - 3	6 - 6
1970	4 - 2	3 - 3	7 - 5
1971	4 - 2	3 - 3	7 - 5
1972	4 - 2	2 - 4	6 - 6
1973	3 - 3	3 - 3	6 - 6

Year	Home	Road	Total
1974	4 - 2	3 - 3	7 - 5
1975	2 - 4	4 - 2	6 - 6
1976	4 - 2	4 - 2	8 - 4
1977	5 - 1	0 - 5	5 - 6
1978	2 - 3	2 - 3	4 - 6
1979	5 - 1	4 - 2	9 - 3
1980	4 - 2	6 - 0	10 - 2
1981	3 - 3	3 - 3	6 - 6
1982	3 - 3	4 - 2	7 - 5
1983	4 - 2	3 - 3	7 - 5
1984	5 - 1	3 - 3	8 - 4
1985	4 - 2	3 - 3	7 - 5
1986	4 - 2	2 - 4	6 - 6

Year	Home	Road	Total
1987	4 - 2	5 - 1	9 - 3
1988	3 - 3	2 - 4	5 - 7
1989	4 - 2	2 - 4	6 - 6
1990	4 - 2	3 - 3	7 - 5
1991	3 - 3	3 - 3	6 - 6
1992	4 - 2	4 - 2	8 - 4
1993	4 - 2	3 - 3	7 - 5
1994	3 - 3	5 - 1	8 - 4
1995	4 - 2	5 - 2	9 - 4
1996	3 - 3	3 - 3	6 - 6
1997	5 - 1	2 - 3	7 - 4
1998	3 - 2	3 - 3	6 - 5
1999	4 - 2	5 - 1	9 - 3

Year	Home	Road	Total
2000	2 - 4	3 - 3	5 - 7
2001	3 - 3	2 - 1	5 - 4
2002	0 - 3	2 - 4	2 - 7
2003	6 - 0	2 - 1	8 - 1
2004	1 - 2	2 - 4	3 - 6
2005	1 - 2	1 - 2	2 - 4
2006	3 - 1	1 - 5	4 - 6
2007	2 - 4	1 - 3	3 - 7
2008	1 - 2	2 - 4	3 - 6
2009	1 - 5	1 - 3	2 - 8
2010	3 - 0	3 - 0	6 - 0
2011	3 - 3	0 - 3	3 - 6
2012	0 - 2	2 - 5	2 - 7

MISCELLANEOUS SERIES INFO: Best Season Series Record: 8-1 (2003) & 6-0 (2010) • Worst Season Series Record: 2-8 (2009) • Most Runs, Game (BAL): 17 (August 26, 1985) • Most Runs, Game (LAA): 18 (September 12, 2007) • Longest Winning Streak: 12 (July 19, 1979-August 28, 1980) • Longest Losing Streak: 7 (August 30, 2002-May 20, 2003) • Largest Crowd (Memorial Stadium): 51,382 (July 21, 1979) • Largest Crowd (OPACY): 48,544 (July 24, 1999) • Largest Crowd (Angel Stadium): 63,073 (April 23, 1983)

2012 HIGHLIGHTS: Steve Pearce's three-run homer gave the O's a 3-2 win July 6 as Miguel Gonzalez worked seven innings and allowed one run on three hits in his first major league start • O's pitching held Albert Pujols hitless in the three game series in Anaheim April 20-22 (The last time Pujols was held hitless in a three-game series was August 30-September 1, 2010, by the Houston Astros) • Jered Weaver blanked the O's for eight innings on three hits July 7 in Anaheim • Steve Pearce batted .357 with two homers and four RBI in six games • Miguel Gonzalez was the only O's starter to beat the Angels (July 6) and did so using a glove that was a gift from late Angels pitcher Nick Adenhardt (the two were minor league teammates with the Angels) • Jered Weaver was 3-0 with a 1.52 ERA in three starts against the Birds...Mike Trout batted .375 with two homers and five RBI and Mark Trumbo homered three times in the nine games

ALL-TIME HIGHLIGHTS: The O's swept the season series for the first time in franchise history in 2010, allowing just 15 runs in the six games • Felix Pie became the fourth Oriole to hit for the cycle on August 14, 2009, little more than two years after Aubrey Huff also did it against the Angels • Aubrey Huff became the third Oriole to hit for the cycle (first at home) when he did it against Los Angeles on June 29, 2007 • Albert Belle hit three home runs against the Halos on July 25, 1999 • Cal Ripken, Jr. broke the all-time consecutive games played record with his 2,131st on September 6, 1995 against the Angels • The O's and Angels played before 63,073 fans on April 23, 1983, the largest regular season night crowd at Angel Stadium • John Lowenstein's pinch-hit home run in the 10th inning of Game 1 of the 1979 ALCS gave the O's a 6-3 win (O's won series, 3-1) • Nolan Ryan pitched his fourth career no-hitter on June 1, 1975 against Baltimore • Bo Belinsky tossed a no-hitter against the Birds on May 5, 1962 • The Angels defeated the Orioles, 7-2, at Memorial Stadium in their inaugural game on April 11, 1961

OPPONENTS



AL WEST

OAKLAND ATHLETICS

7000 Coliseum Way • Oakland, CA 94621 • (510) 638-4900 • www.oaklandathletics.com
 O.com Coliseum (1968) • Seating Capacity: 35,067 • Dimensions (L-R): 330-400-330 • Manager: Bob Melvin
 Director of Public Relations: Bob Rose • Baseball Information Manager: Mike Selleck
 Traveling Secretary: Mickey Morabito



2012 RESULTS

Oakland won the series, 5-4

Date	At	W/L	Score
4/27	BAL	L	2 - 5
4/28	BAL	W	10 - 1
4/29	BAL	W	5 - 2
7/27	BAL	L	9 - 14
7/28	BAL	L	1 - 6
7/29	BAL	W	6 - 1
9/14	OAK	L	2 - 3
9/15	OAK	L	2 - 5
9/16	OAK	W	9 - 5

2013 SCHEDULE

(eastern times)

Date	At	Time
4/25	OAK	10:07
4/26	OAK	10:07
4/27	OAK	4:07
4/28	OAK	4:07
8/23	BAL	7:05
8/24	BAL	4:05
8/25	BAL	1:35

SWEEPS

(most recent)

BAL sweep, @BAL
3 game: 6/6-8/2011
4 game: Never

BAL sweep, @OAK:
3 game: 8/15-17/2005
4 game: 5/22-25/1987

OAK sweep, @BAL:
3 game: 8/16-18/2004
4 game: 8/26-29/2005

OAK sweep, @OAK:
3 game: 5/27-29/2011
4 game: 8/23-26/2004

RECORD BY DECADE

Year	Home	Road	Total
1960s	10 - 4	7 - 9	17 - 13
1970s	29 - 28	37 - 22	66 - 50
1980s	33 - 25	30 - 32	63 - 57
1990s	28 - 31	37 - 23	65 - 54
2000s	11 - 30	12 - 28	23 - 58
2010s	8 - 7	3 - 10	11 - 17
Total	119 - 125	126 - 124	245 - 249

ALL-TIME SERIES RESULTS (HOME: 119-125; ROAD: 126-124; TOTAL: 245-249)

Year	Home	Road	Total
1968	5 - 3	4 - 6	9 - 9
1969	5 - 1	3 - 3	8 - 4
1970	4 - 2	3 - 3	7 - 5
1971	3 - 2	4 - 2	7 - 4
1972	1 - 5	5 - 1	6 - 6
1973	2 - 4	3 - 3	5 - 7
1974	2 - 4	4 - 2	6 - 6
1975	3 - 3	1 - 5	4 - 8
1976	2 - 4	2 - 4	4 - 8
1977	3 - 2	5 - 0	8 - 2
1978	5 - 0	6 - 0	11 - 0

Year	Home	Road	Total
1979	4 - 2	4 - 2	8 - 4
1980	3 - 3	4 - 2	7 - 5
1981	4 - 2	3 - 3	7 - 5
1982	4 - 2	3 - 3	7 - 5
1983	5 - 1	3 - 3	8 - 4
1984	2 - 4	4 - 2	6 - 6
1985	4 - 2	3 - 3	7 - 5
1986	2 - 2	3 - 5	5 - 7
1987	3 - 3	4 - 2	7 - 5
1988	2 - 4	2 - 4	4 - 8
1989	4 - 2	1 - 5	5 - 7

Year	Home	Road	Total
1990	1 - 5	3 - 3	4 - 8
1991	1 - 5	2 - 4	3 - 9
1992	1 - 5	5 - 1	6 - 6
1993	5 - 1	5 - 1	10 - 2
1994	4 - 2	3 - 3	7 - 5
1995	2 - 4	3 - 3	5 - 7
1996	4 - 2	5 - 2	9 - 4
1997	3 - 2	5 - 1	8 - 3
1998	4 - 2	4 - 1	8 - 3
1999	3 - 3	2 - 4	5 - 7
2000	2 - 4	2 - 4	4 - 8

Year	Home	Road	Total
2001	0 - 3	2 - 4	2 - 7
2002	2 - 4	2 - 1	4 - 5
2003	2 - 1	0 - 6	2 - 7
2004	0 - 3	0 - 4	0 - 7
2005	1 - 6	3 - 0	4 - 6
2006	1 - 2	1 - 2	2 - 4
2007	2 - 3	2 - 1	4 - 4
2008	0 - 2	0 - 3	0 - 5
2009	1 - 2	0 - 3	1 - 5
2010	2 - 4	1 - 3	3 - 7
2011	3 - 0	1 - 5	4 - 5
2012	3 - 3	1 - 2	4 - 5

MISCELLANEOUS SERIES INFO: Best Season Series Record: 11-0 (1978) • Worst Season Series Record: 0-7 (2004) • Most Runs, Game (BAL): 18 (August 15, 1996) • Most Runs, Game (OAK): 15 (August 30, 2001) • Longest Winning Streak: 13 (August 14, 1977-April 27, 1979) • Longest Losing Streak: 9 (May 5, 2008-August 10, 2009) • Largest Crowd (Memorial Stadium): 50,071 (July 27, 1991) • Largest Crowd (OPACY): 48,271 (April 4, 2005) • Largest Crowd (McAfee Coliseum): 47,741 (June 12, 1972)

2012 HIGHLIGHTS: Jim Johnson recorded his 43rd save September 16 in the Orioles' 82nd win, clinching the Orioles' first winning season since 1997 • Wilson Betemit hit a three-run walkoff homer April 29 to beat Oakland 5-2 • Chris Davis batted .438 with three homers and eight RBI in the nine games and Matt Wieters also hit three homers and drove in seven against the A's • Oakland has not dropped a season series to Baltimore since 1998 • Wei-Yin Chen was 2-0 with a 0.71 ERA in two starts against the A's, striking out 16 in 12.2 innings • Omar Quintanilla was 7-for-13 (.538) in three games against Oakland and Endy Chavez was 6-for-13 (.462) • Bartolo Colon was 1-0 with a 1.29 ERA in two starts against the Birds • Josh Reddick batted .343 with two homers and seven RBI in eight games and Yoenis Cespedes batted .324 with two homers and eight RBI in nine games

ALL-TIME HIGHLIGHTS: The O's have lost 34 of their last 45 games at McAfee Coliseum, including 16 of the last 19 • The O's set a franchise record by losing nine straight to Oakland after being swept in five games in 2008 and losing the first four match-ups in 2009 • The O's were swept in the 2008 season series (five games) for only the third time (0-12 vs. KC in 1988 and 0-7 vs. OAK in 2004) • The August 12, 1997 game was played without a public address announcer in memory of longtime PA announcer Rex Barney (passed on Aug. 11) • Milacki, Flanagan, Williamson and Olson combined for a no-hitter on July 13, 1991, tying a then ML record for most pitchers used in a no-no • Don Aase tied a ML record, losing both games of a doubleheader on August 28, 1986 (first of back-to-back doubleheaders) • The O's and A's have played three times in the ALCS: BAL 3 - OAK 0 (1971); OAK 3 - BAL 2 (1973) and OAK 3 - BAL 1 (1974) • Jim Palmer no-hit the A's on August 13, 1969 at Memorial Stadium



BALTIMORE ORIOLES



SEATTLE MARINERS

1250 First Avenue South • Seattle, WA 98134 • (206) 346-4000 • www.mariners.com
 Safeco Field (1999) • Seating Capacity: 47,878 • Dimensions (L-R): 331-405-327 • Manager: Eric Wedge
 Director of Baseball Information: Tim Hevly • Assistant Director of Baseball Information: Jeff Evans
 Director of Team Travel: Ron Spelley

AL WEST

2012 RESULTS

Baltimore won series, 8-1

Date	At	W/L	Score
7/2	SEA	L	3 - 6
7/3	SEA	W	5 - 4
7/4	SEA	W	4 - 2
8/6	BAL	W	3 - 1
8/7	BAL	W	8 - 7 (14)
8/8	BAL	W	9 - 2
9/17	SEA	W	10 - 4
9/18	SEA	W	4 - 2 (18)
9/19	SEA	W	2 - 1 (11)

2013 SCHEDULE

(eastern times)

Date	At	Time
04/29	SEA	10:10
04/30	SEA	10:10
05/01	SEA	10:10
08/02	BAL	7:05
08/03	BAL	7:05
08/04	BAL	1:35

SWEEPS

(most recent)

BAL sweep, @BAL
3 game: 8/06-08/2012
4 game: 4/04-07/2008

BAL sweep, @SEA:
3 game: 9/17-19/2012
4 game: Never

SEA sweep, @BAL:
3 game: 8/07-09/2007
4 game: Never

SEA sweep, @SEA:
3 game: 4/19-21/2010
4 game: 6/22-25/2000

RECORD BY DECADE

Year	Home	Road	Total
1970s	15 - 1	11 - 5	26 - 6
1980s	30 - 27	33 - 24	63 - 51
1990s	34 - 24	24 - 33	58 - 57
2000s	25 - 18	20 - 31	45 - 49
2010s	9 - 3	6 - 6	15 - 9
Total	113 - 73	94 - 99	207 - 172

ALL-TIME SERIES RESULTS (HOME: 113-73; ROAD: 94-99; TOTAL: 207-172)

Year	Home	Road	Total	Year	Home	Road	Total	Year	Home	Road	Total	Year	Home	Road	Total
1977	5 - 0	2 - 3	7 - 3	1986	3 - 3	3 - 3	6 - 6	1995	3 - 4	3 - 3	6 - 7	2004	5 - 1	2 - 1	7 - 2
1978	5 - 0	4 - 1	9 - 1	1987	1 - 5	3 - 3	4 - 8	1996	4 - 2	3 - 3	7 - 5	2005	3 - 0	4 - 3	7 - 3
1979	5 - 1	5 - 1	10 - 2	1988	4 - 2	3 - 3	7 - 5	1997	3 - 3	4 - 1	7 - 4	2006	2 - 4	2 - 2	4 - 6
1980	4 - 2	2 - 4	6 - 6	1989	2 - 4	4 - 2	6 - 6	1998	3 - 2	3 - 3	6 - 5	2007	0 - 3	2 - 4	2 - 7
1981	2 - 1	2 - 1	4 - 2	1990	1 - 5	2 - 4	3 - 9	1999	4 - 0	1 - 5	5 - 5	2008	4 - 0	4 - 2	8 - 2
1982	4 - 2	3 - 3	7 - 5	1991	2 - 4	2 - 4	4 - 8	2000	3 - 3	0 - 4	3 - 7	2009	1 - 2	3 - 3	4 - 5
1983	3 - 3	5 - 1	8 - 4	1992	4 - 2	3 - 3	7 - 5	2001	1 - 2	0 - 6	1 - 8	2010	3 - 3	0 - 3	3 - 6
1984	4 - 2	5 - 1	9 - 3	1993	5 - 1	2 - 4	7 - 5	2002	4 - 2	1 - 2	5 - 4	2011	3 - 0	1 - 2	4 - 2
1985	3 - 3	3 - 3	6 - 6	1994	5 - 1	1 - 3	6 - 4	2003	2 - 1	2 - 4	4 - 5	2012	3 - 0	5 - 1	8 - 1

MISCELLANEOUS SERIES INFO: • **Best Season Series Record:** 8-1 (2012) • **Worst Season Series Record:** 1-8 (2001) • **Most Runs, Game (BAL):** 15 (May 1, 1992 & May 19, 1987) • **Most Runs, Game (SEA):** 14 (September 16, 2000 & August 22, 1987) • **Longest Winning Streak:** 8 (current, 4th 8-game streak, last was August 3, 2004-July 15, 2005) • **Longest Losing Streak:** 10 (June 22, 2000-May 31, 2001) • **Largest Crowd (Memorial Stadium):** 42,497 (June 22, 1980) • **Largest Crowd (OPACV):** 48,365 (July 25, 1998) • **Largest Crowd (Kingdome):** 57,432 (May 18, 1997) • **Largest Crowd (Safeco Field):** 45,894 (September 8, 2001)

2012 HIGHLIGHTS: The O's were 8-1 (.889) against the Mariners, marking their best record against the Mariners in one year (previous best was 10-2, .838 in 1979) • The Birds swept three games in Seattle September 17-19 for the first time since May 16-18, 1997 • The Orioles have won their last eight games against Seattle and would set a franchise mark for most consecutive wins against the Mariners with a win in their season opener in 2013 • Robert Andino's solo home run in the top of the ninth inning July 3 gave the O's a 5-4 win • Chris Tillman worked 7.1 innings and allowed one run on August 6 and beat the Mariners again September 17 (6.0 IP, 1ER) for his fourth win in four career starts against the Mariners • The O's beat the M's in 14 innings August 7 behind two homers by Matt Wieters and nine scoreless frames by the bullpen • Steve Johnson beat the Mariners in his first major league start August 8, 23 years to the day his father, Dave, won his major league debut for the O's • Taylor Teagarden and Mark Reynolds each drove in a run in the top of the 18th inning as the Birds beat the M's 4-2 September 18 in Seattle • Adam Jones' two-run homer in the top of the 11th inning September 19 gave the Orioles their eighth straight win over Seattle • Matt Wieters homered three times and drove in 12 in eight games against Seattle and Chris Tillman was 3-0 with a 0.83 ERA in three starts

ALL-TIME HIGHLIGHTS: The Orioles swept a three-game home series against Seattle in 2011 and 2012 after not having done so since 2005 • After losing their first 14 games at Safeco Field, the O's are 26-26 in the last 52 games in Seattle (6-1 in last seven games) • Kevin Millwood and AL Cy Young winner Felix Hernandez each pitched complete games on April 21, 2010, the first time that happened in an O's 9-inning game since July 11, 2003 • Rafael Palmeiro collected his 3,000th career hit, a double off Joel Pineiro, July 15, 2005 at Safeco Field • On May 8, 1997, the O's defeated Randy Johnson to end his 16-game winning streak and would beat him four times that year (twice in the ALDS) • Baltimore defeated Seattle, three games to one, to win the 1997 American League Division Series • Chris Hoiles hit a two-out grand slam to give the O's a 14-13 win on May 17, 1996, the 12th two-out, walk-off grand slam in ML history • Randy Johnson (13) and Dave Fleming (4) combined to strike out 17 O's on May 26, 1995, tying the single game record by an opponent • The O's tied an AL record, stranding 15 baserunners in a shutout loss to Seattle on April 9, 1993 • Mike Flanagan faced the minimum in his shutout on May 3, 1983 against the Mariners, despite allowing three hits and a walk

OPPONENTS



AL WEST

TEXAS RANGERS

1000 Ballpark Way • Arlington, TX 76011 • (817) 273-5222 • www.texasrangers.com
 Ameritrust Field in Arlington (1994) • Seating Capacity: 49,170 • Dimensions (L-R): 332-400-325
 Manager: Ron Washington • Executive VP of Communications: John Blake
 Senior Director, Media Relations: Rich Rice • Director of Team Travel: Chris Lyngos



2012 RESULTS

Texas won the series, 5-2

Date	At	W/L	Score
05/07	BAL	L	3 - 14
05/08	BAL	L	3 - 10
05/10	BAL	W	6 - 5
05/10	BAL	L	3 - 7
08/28	TEX	L	1 - 5
08/21	TEX	W	5 - 3
08/22	TEX	L	3 - 12

2013 SCHEDULE

(eastern times)

Date	At	Time
7/8	BAL	7:05
7/9	BAL	7:05
7/10	BAL	7:05
7/11	BAL	7:05
7/19	TEX	8:05
7/20	TEX	8:05
7/21	TEX	7:05

SWEEPS

(most recent)

BAL sweep, @BAL
3 game: 6/13-15/2000
4 game: 8/06-09/2004

BAL sweep, @TEX:
3 game: 7/21-23/1997
4 game: 7/08-11/2010

TEX sweep, @BAL:
3 game: 4/07-10/1977
4 game: Never

TEX sweep, @TEX:
3 game: 4/04-06/2011
4 game: 7/24-26/2001

RECORD BY DECADE

Year	Home	Road	Total
1970s	21 - 26	31 - 15	52 - 41
1980s	37 - 17	35 - 22	72 - 39
1990s	29 - 25	31 - 21	60 - 46
2000s	27 - 21	16 - 30	43 - 51
2010s	4 - 7	5 - 7	9 - 14
Total	118 - 96	118 - 95	236 - 191

ALL-TIME SERIES RESULTS (HOME: 118-96; ROAD: 118-95; TOTAL: 236-191)

Year	Home	Road	Total
1972	1 - 5	5 - 1	6 - 6
1973	5 - 1	5 - 1	10 - 2
1974	2 - 4	2 - 4	4 - 8
1975	3 - 3	4 - 2	7 - 5
1976	2 - 4	6 - 0	8 - 4
1977	0 - 5	4 - 1	4 - 6
1978	3 - 3	4 - 1	7 - 4
1979	5 - 1	1 - 5	6 - 6
1980	2 - 4	4 - 2	6 - 6
1981	0 - 0	2 - 1	2 - 1

Year	Home	Road	Total
1982	4 - 2	5 - 1	9 - 3
1983	5 - 1	4 - 2	9 - 3
1984	4 - 2	5 - 1	9 - 3
1985	6 - 0	4 - 2	10 - 2
1986	3 - 3	2 - 4	5 - 7
1987	4 - 2	3 - 3	7 - 5
1988	4 - 2	2 - 4	6 - 6
1989	5 - 1	4 - 2	9 - 3
1990	4 - 2	4 - 2	8 - 4
1991	5 - 1	4 - 2	9 - 3

Year	Home	Road	Total
1992	2 - 4	5 - 1	7 - 5
1993	2 - 4	2 - 4	4 - 8
1994	1 - 2	2 - 1	3 - 3
1995	2 - 1	2 - 0	4 - 1
1996	2 - 5	1 - 5	3 - 10
1997	5 - 0	5 - 1	10 - 1
1998	3 - 3	3 - 2	6 - 5
1999	3 - 3	3 - 3	6 - 6
2000	5 - 1	1 - 5	6 - 6
2001	2 - 3	0 - 4	2 - 7

Year	Home	Road	Total
2002	1 - 2	2 - 4	3 - 6
2003	5 - 1	2 - 1	7 - 2
2004	4 - 0	1 - 2	5 - 2
2005	1 - 3	3 - 3	4 - 6
2006	2 - 2	1 - 4	3 - 6
2007	1 - 2	3 - 4	4 - 6
2008	3 - 3	1 - 2	4 - 5
2009	3 - 4	2 - 1	5 - 5
2010	2 - 2	4 - 2	6 - 4
2011	1 - 2	0 - 3	1 - 5
2012	1 - 3	1 - 2	2 - 5

MISCELLANEOUS SERIES INFO: Best Season Series Record: 10-1 (1997) • Worst Season Series Record: 3-10 (1996) • Most Runs, Game (BAL): 16 (May 16, 1999) • Most Runs, Game (TEX): 30 (August 22, 2007) • Longest Winning Streak: 10 (July 29, 1983-July 24, 1984) • Longest Losing Streak: 8 (May 28, 2001-July 5, 2002) • Largest Crowd (Memorial Stadium): 51,650 (April 6, 1987) • Largest Crowd (Arlington): 41,242 (July 4, 1990) • Largest Crowd (OPACY): 48,563 (April 30, 2000) • Largest Crowd (Ameritrust): 48,808 (April 8, 2008)

2012 HIGHLIGHTS: The Orioles beat the Rangers in the first ever one-game Wild Card playoff game in Arlington as Joe Saunders allowed one run over 5.1 innings and Nate McLouth drove in a pair of runs in the 5-1 win • The Rangers outscored the Orioles 56-24 in seven regular season games, winning five of the seven meetings • Josh Hamilton hit four home runs (16th player in MLB history) and a double May 8 in Baltimore, setting a mark for most total bases by an opponent, and his six homers against the Orioles in 2012 tied Dean Palmer's mark for most HR in a season against the O's (1993) • Over two games (May 7-8) Hamilton hit five homers and a double in a six at-bat span against the Orioles...He homered six times in the four-game series May 7-10 • The O's homered five times against Texas May 10 in the first game of a doubleheader including three straight (Flaherty, Hardy, Markakis) to open the game • It was the first time in AL history a team hit three straight homers to start a game • Adrian Beltre homered three times in the first four innings August 22 at Texas (grounded out last two at-bats) • Nick Markakis batted .360 in the seven games against the Rangers and led the team with six RBI • Wei-Yin Chen worked 7.2 innings and allowed one earned run in his May 10 start against Texas

ALL-TIME HIGHLIGHTS: Baltimore recorded their first 4-game sweep in Texas since June 17-20, 1976 when they took the July 8-11, 2010 series • The O's have allowed 523 runs in 86 games at Rangers Ballpark, an average of 6.1 per game in 19 seasons • Josh Bell became the 4th Oriole rookie to have multiple HRs in the game in which he hit his first HR when he connected twice off Cliff Lee, August 21, 2010 • Erik Bedard tied an O's franchise record with 15 strikeouts in a complete game shutout in Texas on July 7, 2007 • Texas beat the O's, 30-3 on August 22, 2007, becoming the first team since the Chicago Colts (June 29, 1897) to score 30 in a game • Baltimore scored a then club record 10 runs in the 1st inning in the 15-6 win over Texas on May 23, 1999 • Rafael Palmeiro recorded the first multi-Eutaw St. HR game when he did it on April 11, 1997 against the Rangers • The O's allowed a club record 16 runs in the 8th inning on April 19, 1996 in the Rangers 26-7 win in Texas • On August 6, 1986, the teams set an AL record with three grand slams (BAL - Dwyer and Sheets; TEX - Harrah) in a 13-11 Texas victory • Cal Ripken, Jr. became the second Oriole to hit for the cycle when he did it against Texas on May 6, 1984 (B. Robinson - July 15, 1960 vs. CWS)



BALTIMORE ORIOLES



ARIZONA DIAMONDBACKS

NATIONAL LEAGUE

401 E. Jefferson St. • Phoenix, AZ 85004 • (602) 462-6500 • www.dbacks.com
Chase Field (1998) • Seating Capacity: 48,635 • Dimensions (L-R): 330-407-335 • Manager: Kirk Gibson
Vice President, Communications: Josh Rawitch • Manager, Player and Media Relations: Casey Wilcox
Senior Director, Team Travel: Roger Riley

2007 RESULTS

Arizona won series, 5-1

Date	At	W/L	Score
06/15	BAL	L	3 - 7
06/16	BAL	L	4 - 8
06/17	BAL	L	4 - 6
06/22	ARI	W	7 - 1
06/23	ARI	L	4 - 7
06/24	ARI	L	3 - 8

2013 SCHEDULE

(eastern times)

Date	At	Time
08/12	ARI	9:40
08/13	ARI	9:40
08/14	ARI	3:40

SWEEPS

(most recent)

BAL sweep, @BAL
3 game: Never
4 game: Never

BAL sweep, @ARI:
3 game: Never
4 game: Never

ARI sweep, @BAL:
3 game: 6/15-17/2007
4 game: Never

ARI sweep, @ARI:
3 game: Never
4 game: Never

RECORD BY DECADE

Year	Home	Road	Total
2000s	1 - 5	2 - 4	3 - 9
Total	1 - 5	2 - 4	3 - 9

ALL-TIME SERIES RESULTS (HOME: 1-5; ROAD: 2-4; TOTAL: 3-9)

Year	Home	Road	Total
2002	0 - 0	1 - 2	1 - 2
2004	1 - 2	0 - 0	1 - 2
2007	0 - 3	1 - 2	1 - 5

MISCELLANEOUS SERIES INFO: **Best Season Series Record:** 1-2 (2004 & 2002) • **Worst Season Series Record:** 1-5 (2007) • **Most Runs, Game (BAL):** 8 (June 9, 2004) • **Most Runs, Game (ARI):** 8 (three times, most recently June 24, 2007) • **Longest Winning Streak:** 1 (most recently June 22, 2007) • **Longest Losing Streak:** 4 (June 10, 2004-June 17, 2007) • **Current Streak:** Lost 2 • **Largest Crowd (OPACY):** 28,927 (June 8, 2004) • **Largest Crowd (Chase Field):** 40,992 (June 18, 2002)

2007 HIGHLIGHTS: The D'Backs swept a three-game series in Baltimore, June 15-17, then won two of three in Arizona, June 22-24 • Arizona outscored the O's, 37-25 in the 2007 season series • Daniel Cabrera earned the lone win for the Birds on June 22 (6.0IP, 2H, ER, 3BB, 6K) • Brian Roberts batted .400/.483/.800 with four runs, two doubles, two HR and five RBI in six games vs. the Snakes • Erik Bedard did not earn a decision (7.0IP, 6H, 2ER, 9K) when Arizona erased a 3-0 deficit with a five-run 8th and two-run 9th inning on June 15 • Brandon Webb went 1-1 with a 3.75 ERA (12.0IP, 5ER) in two starts for Arizona

ALL-TIME HIGHLIGHTS: The Orioles have lost all three season series to Arizona, going 1-2 in 2002 and 2004 and 1-5 in 2007 • Casey Fossum (6.0IP), Mike Koplove (2.0IP) and Jose Valverde (1.0IP) combined to throw the only shutout in series history, June 10, 2004 • Curt Schilling (10) and Randy Johnson (11) recorded back-to-back double-digit strikeout games, June 19-20, 2002 • Melvin Mora scored four runs in the O's 8-2 win, June 9, 2004 • The D'Backs won the first head-to-head match-up between the franchises, 6-3, on June 18, 2002...Brian Anderson earned the win and Jason Johnson took the loss

ORIOLES DESIGNATED HITTERS

The Baltimore Orioles Designated Hitters were established in the fall of 1979 as a volunteer sales force and designed primarily to keep baseball in Baltimore by increasing season ticket sales. The Designated Hitters (DHs) became an instrumental part of the Orioles' organizational drive to put fans in the stands. Today, DHs work within the regional corporate community as well as small businesses, non-profit organizations, schools, local government and individual customers to sell them on the Orioles. The DH staff members participate out of passion for their hometown team and represent the Orioles as a strong volunteer sales support staff dedicated to the continuing success of the Orioles' organization. For more information about the DHs, call 410-547-6071 or e-mail dh@orioles.com.

OPPONENTS



NATIONAL LEAGUE

ATLANTA BRAVES

755 Hank Aaron Dr. • Atlanta, GA 30315 • (404) 522-7630 • www.braves.com
 Turner Field (1997) • Seating Capacity: 49,586 • Dimensions (L-R): 335-400-330 • Manager: Fredi Gonzalez
 Director of Media Relations: Brad Hainje • Media Relations Manager: Adrienne Midgley
 Director of Team Travel: Bill Acree



2012 RESULTS

Baltimore won the series, 2-1

Date	At	W/L	Score
06/15	ATL	L	2 - 4
06/16	ATL	W	5 - 0
06/17	ATL	W	2 - 0

2013 SCHEDULE

(eastern times)

Date	At	Time
	N/A	

SWEEPS

(most recent)

BAL sweep, @BAL:

3 game: Never
 4 game: Never

BAL sweep, @ATL:

3 game: 6/11-13/1999
 4 game: Never

ATL sweep, @BAL:

3 game: 7/13-15/2000
 4 game: Never

ATL sweep, @ATL:

3 game: 6/24-26/2005
 4 game: Never

RECORD BY DECADE

Year	Home	Road	Total
1990s	1 - 2	6 - 0	7 - 2
2000s	3 - 6	3 - 9	6 - 15
2010s	0 - 0	3 - 3	3 - 3
Total	4 - 8	12 - 12	16 - 20

ALL-TIME SERIES RESULTS (HOME: 4-8; ROAD: 12-12; TOTAL: 16-20)

Year	Home	Road	Total	Year	Home	Road	Total
1997	0 - 0	3 - 0	3 - 0	2005	0 - 0	0 - 3	0 - 3
1998	1 - 2	0 - 0	1 - 2	2006	0 - 0	1 - 2	1 - 2
1999	0 - 0	3 - 0	3 - 0	2009	2 - 1	0 - 0	2 - 1
2000	0 - 3	0 - 0	0 - 3	2011	0 - 0	1 - 2	1 - 2
2001	0 - 0	1 - 2	1 - 2	2012	0 - 0	2 - 1	2 - 1
2003	0 - 0	1 - 2	1 - 2				
2004	1 - 2	0 - 0	1 - 2				

MISCELLANEOUS SERIES INFO: Best Season Series Record: 3-0 (1999 & 1997) • Worst Season Series Record: 0-3 (2005 & 2000) • Most Runs, Game (BAL): 22 (June 13, 1999) • Most Runs, Game (ATL): 10 (3 times, most recently July 2, 2006) • Longest Winning Streak: 4 (June 13, 1997-June 5, 1998) • Longest Losing Streak: 6 (June 26, 2004-June 30, 2006) • Current Streak: Won 2 • Largest Crowd (OPACY): 49,013 (July 15, 2000) • Largest Crowd (Turner Field): 50,069 (July 14, 2001)

2012 HIGHLIGHTS: The Orioles won the season series, 2-1, dropping the opening game of the series before posting consecutive shutouts • Andrelton Simmons' three-run 6th inning HR put the Braves up, 4-2, a lead they would close out in the series opener on June 15 • Jason Hammel fired a complete game one-hit shutout on June 16, allowing just a Jason Heyward 7th inning single... Brian Roberts (3) and Mark Reynolds (2) drove in all five O's runs • Wei-Yin Chen (7.0IP) and four relievers combined to shut out Atlanta, 2-0, in the series finale on June 17... Jim Johnson picked up his 20th save • Adam Jones batted .444/.545/.667 (4-for-9) with two doubles, walks and runs in the series

ALL-TIME HIGHLIGHTS: The O's have won two of the last three series vs. ATL, after dropping each of the previous six (2000-06) • Jason Hammel tossed a complete game one-hit shutout on June 16, 2012, allowing just a Jason Heyward 7th inning single • Jair Jurrjens fired a complete game, one-hit shutout (BB, 8K) on July 1, 2011 • Nick Markakis set a career-high with five hits in the O's 5-4 win in the series finale on July 3, 2011 • Zach Britton went 2-for-3 with his first career HR on July 3, 2011, the first HR by an Oriole pitcher since Kris Benson, June 17, 2006 vs. NYM • The Orioles' series win in 2009 at Camden Yards was their first ever at home over Atlanta and their first overall against the Braves since 1999 • Braves OF Andruw Jones homered in each game of a three-game Atlanta sweep at Turner Field in 2005 • Atlanta rallied from a 7-0 deficit to defeat the O's, 8-7, on June 27, 2004 at Camden Yards • The Orioles scored a then-club record 22 runs on June 13, 1999 at Turner Field... Cal Ripken set club records with six hits and five runs as he went 6-for-6 with two home runs, a double and three singles • The Orioles swept Atlanta June 13-15, 1997 at Turner Field in the first ever interleague series for each team



BALTIMORE ORIOLES



CHICAGO CUBS

NATIONAL LEAGUE

1060 W. Addison • Chicago, IL 60613 • (773) 404-2800 • www.cubs.com
Wrigley Field (1914) • Seating Capacity: 41,159 • Dimensions (L-R): 355-400-353 • Manager: Dale Sveum
Director, Media Relations: Peter Chase • Assistant Director, Media Relations: Jason Carr
Traveling Secretary: Vijay Tekchandani

2008 RESULTS

Baltimore won series, 2-1

Date	At	W/L	Score
06/24	CHC	W	7 - 5
06/25	CHC	L	4 - 7
06/26	CHC	W	11 - 4

2013 SCHEDULE

(eastern times)

Date	At	Time
	N/A	

SWEEPS

(most recent)

BAL sweep, @BAL
3 game: Never
4 game: Never

BAL sweep, @CHC:
3 game: Never
4 game: Never

CHC sweep, @BAL:
3 game: 6/15-17/2007
4 game: Never

CHC sweep, @CHC:
3 game: Never
4 game: Never

RECORD BY DECADE

Year	Home	Road	Total
2000s	1 - 2	2 - 1	3 - 3
Total	1 - 2	2 - 1	3 - 3

ALL-TIME SERIES RESULTS (HOME: 1-2; ROAD: 2-1; TOTAL: 3-3)

Year	Home	Road	Total
2003	1 - 2	0 - 0	1 - 2
2008	0 - 0	2 - 1	2 - 1

MISCELLANEOUS SERIES INFO: Best Season Series Record: 2-1 (2008) • Worst Season Series Record: 1-2 (2003) • Most Runs, Game (BAL): 11 (June 26, 2008) • Most Runs, Game (CHC) 7 (twice, most recently June 25, 2008) • Longest Winning Streak: 2 (June 12, 2003-June 24, 2008) • Longest Losing Streak: 2 (June 10-11, 2003) • Current Streak: Won 1 • Largest Crowd (OPACY): 32,484 (June 10, 2003) • Largest Crowd (Wrigley Field): 41,670 (June 26, 2008)

2008 HIGHLIGHTS: The O's won the lone series of the year, 2-1 in Chicago, outscoring the North Siders 22-16 • Baltimore scored a head-to-head series record 11 runs on June 26 to win the series, on the strength of a 4-for-5 day by Aubrey Huff and three hits from Guillermo Quiroz • Jeremy Guthrie (6.0IP, 4ER) earned the win and George Sherrill notched his 26th save in the series opening 7-5 win on June 24 • Geovany Soto went 2-for-3 with three RBI in the 7-4 Cubs win on June 25...O's starter Matt Albers left the game with an arm injury after 0.1IP

ALL-TIME HIGHLIGHTS: Each team has won two of three games on the road (CHC in BAL - 2003 and BAL in CHC - 2008) in the only series match-ups • The Cubs shut out the O's in the first ever regular season game between the clubs, 4-0 on June 10, 2003, a game won by Shawn Estes (7.0IP) • Rick Helling (W, 5.0 scoreless IP) and Travis Driskill (SV, 4.0IP, ER) combined for the O's first ever win over the Cubs, June 12, 2003 • Baltimore scored a head-to-head series record 11 runs on June 26, 2008 to win the series, on the strength of a 4-for-5 day by Aubrey Huff and three hits from Guillermo Quiroz

OPPONENTS



NATIONAL LEAGUE

CINCINNATI REDS

100 Joe Nuxhall Way • Cincinnati, OH 45202 • (513) 765-7000 • www.reds.com
 Great American Ball Park (2003) • Seating Capacity: 42,319 • Dimensions (L-R): 328-404-325 • Manager: Dusty Baker
 Director of Media Relations: Rob Butcher • Asst. Director of Media Relations: Larry Herms
 Traveling Secretary: Gary Wahoff



2011 RESULTS

Baltimore won the series, 2-1

Date	At	W/L	Score
06/24	BAL	W	5 - 4
06/25	BAL	L	5 - 10
06/26	BAL	W	7 - 5

2013 SCHEDULE

(eastern times)

Date	At	Time
	N/A	

SWEEPS

(most recent)

BAL sweep, @BAL:

3 game: Never
 4 game: Never

BAL sweep, @CIN:

3 game: Never
 4 game: Never

CIN sweep, @BAL:

3 game: Never
 4 game: Never

CIN sweep, @CIN:

3 game: Never
 4 game: Never

RECORD BY DECADE

Year	Home	Road	Total
2000s	0 - 0	1 - 2	1 - 2
2010s	2 - 1	0 - 0	2 - 1
Total	2 - 1	1 - 2	3 - 3

ALL-TIME SERIES RESULTS (HOME: 2-1; ROAD: 1-2; TOTAL: 3-3)

Year	Home	Road	Total
2005	0 - 0	1 - 2	1 - 2
2011	2 - 1	0 - 0	2 - 1

MISCELLANEOUS SERIES INFO: Best Season Series Record: 2-1 (2011) • Worst Season Series Record: 1-2 (2005) • Most Runs, Game (BAL): 7 (June 26, 2011) • Most Runs, Game (CIN): 10 (three times, most recently June 25, 2011) • Longest Winning Streak: 1 (most recently June 26, 2011) • Longest Losing Streak: 2 (June 11-12, 2005) • Current Streak: Won 1 • Largest Crowd (OPACY): 45,382 (June 24, 2011) • Largest Crowd (Great American Ballpark): 32,834 (June 11, 2005)

2011 HIGHLIGHTS: The Birds won the season series, taking two of three over Cincy, despite being outscored 19-17 • Derrek Lee's 12th inning walk-off HR off of Jose Arredondo gave the O's a 5-4 win in the series opener • The Reds roughed up Brian Matusz (4.2IP, 6ER) and Brad Bergesen (3.0IP, 4ER) for five HR (two by Joey Votto) in the 10-5 Cincy win on June 25 • The O's won the rubber match thanks to three hits from Nick Markakis and HR from Derrek Lee, Luke Scott and Mark Reynolds on June 26

ALL-TIME HIGHLIGHTS: Each team has won two of three home games in the all-time regular season series (BAL in 2011, CIN in 2005) • The teams met in the 1970 World Series, which the Orioles took 4 games to 1 • In Game One, the O's got home runs from Brooks Robinson, Boog Powell and Elrod Hendricks and 8.2 innings of work from Jim Palmer and won the opener, 4-3 • Boog Powell walked twice and had two hits, including his second home run of the series as the Birds took Game Two, 6-5 • Orioles' LHP Dave McNally tossed a complete game and also hit a grand slam to pace the Orioles to a 9-3 win in Game Three • The Birds lost Game Four of the World Series, 6-5, despite four hits from Brooks Robinson, including his second home run of the series • In Game Five, Mike Cuellar tossed a complete game, Frank Robinson and Merv Rettenmund homered, and the Birds won, 9-3, to clinch their second World Championship • Brooks Robinson was named Series MVP, after hitting .429 with two doubles, two home runs and several spectacular defensive plays at third base • Paul Blair hit .474 with five runs scored in the series and Boog Powell and Frank Robinson each homered twice • Orioles pitchers held down Reds stars Johnny Bench (4-19), Pete Rose (5-20) and Tony Perez (1-18) to bat a combined .175 (10-57)



BALTIMORE ORIOLES



COLORADO ROCKIES

NATIONAL LEAGUE

2001 Blake St. • Denver, CO 80205 • (303) 292-0200 • www.coloradorockies.com
Coors Field (1995) • Seating Capacity: 50,490 • Dimensions (L-R): 347-415-350 • Manager: Walt Weiss
Vice President, Communications/PR: Jay Alves • Manager, Communications/PR: Nick Piburn
Traveling Secretary: Paul Ekins

2007 RESULTS

Colorado won series, 2-1

Date	At	W/L	Score
06/08	BAL	W	4 - 2
06/09	BAL	L	2 - 3
06/10	BAL	L	1 - 6

2013 SCHEDULE

(eastern times)

Date	At	Time
08/16	BAL	7:05
08/17	BAL	7:05
08/18	BAL	1:35

SWEEPS

(most recent)

BAL sweep, @BAL
3 game: Never
4 game: Never

BAL sweep, @COL:
3 game: Never
4 game: Never

COL sweep, @BAL:
3 game: Never
4 game: Never

COL sweep, @COL:
3 game: Never
4 game: Never

RECORD BY DECADE

Year	Home	Road	Total
2000s	3 - 3	1 - 2	4 - 5
Total	3 - 3	1 - 2	4 - 5

ALL-TIME SERIES RESULTS (HOME: 3-3; ROAD: 1-2; TOTAL: 4-5)

Year	Home	Road	Total
2004	0 - 0	1 - 2	1 - 2
2005	2 - 1	0 - 0	2 - 1
2007	1 - 2	0 - 0	1 - 2

MISCELLANEOUS SERIES INFO: Best Season Series Record: 2-1 (2005) • Worst Season Series Record: 1-2 (2007 & 2004) • Most Runs, Game (BAL): 7 (June 18, 2005) • Most Runs, Game (COL) 11 (June 19, 2004) • Longest Winning Streak: 3 (June 18, 2005-June 8, 2007) • Longest Losing Streak: 2 (most recently June 9, 2007-current) • Current Streak: Lost 2 • Largest Crowd (OPACY): 49,004 (June 17, 2005) • Largest Crowd (Coors Field): 40,532 (June 20, 2004)

2007 HIGHLIGHTS: Colorado won the series, 2-1, outscoring the O's 11-7 • The O's won the series opener, 4-2, on June 8, on the strength of Nick Markakis (2H, 2R, 2RBI) • Kaz Matsui drove in the winning run in the 10th inning on June 9 in the Rox' 3-2 win • Colorado pounded out 14 hits on their way to a 6-1 win in the rubber game, led by Ryan Spilborghs (3-5, 2HR, 2R, 6RBI) and a CG five-hitter from Jason Hirsh

ALL-TIME HIGHLIGHTS: The home team won the first two season series, 2-1 (COL in 2004 and BAL in 2005) before the Rockies took 2 of 3 at OPACY in 2007 • Brian Roberts' two-out grand slam off of Shawn Chacon in the 9th inning erased a 2-0 deficit and earned the O's their first ever win over Colorado, June 20, 2004 • Colorado won the first two and most recent two games against the O's, but the O's went 4-1 from June 20, 2004-June 8, 20 • Rafael Palmeiro (.348/.400/.652) is the O's leader in HR (2) and RBI (7) in six career games against Colorado

OPPONENTS



NATIONAL LEAGUE

LOS ANGELES DODGERS

1000 Elysian Park Ave • Los Angeles, CA 90090 • (323) 224-1500 • www.dodgers.com
 Dodger Stadium (1962) • Seating Capacity: 56,000 • Dimensions (L-R): 330-400-330 • Manager: Don Mattingly
 Assistant Director, Public Relations: Joe Jareck • Assistant Director, Public Relations: Yvonne Carrasco
 Manager, Team Travel: Scott Akasaki



2004 RESULTS

Dodgers won the series, 3-0

Date	At	W/L	Score
06/15	LA	L	1 - 5
06/16	LA	L	3 - 6
06/17	LA	L	3 - 4

2013 SCHEDULE

(eastern times)

Date	At	Time
04/19	BAL	7:05
04/20	BAL	7:05
04/21	BAL	1:35

SWEEPS

(most recent)

BAL sweep, @BAL:
3 game: Never
4 game: Never

BAL sweep, @LAD:
3 game: Never
4 game: Never

LAD sweep, @BAL:
3 game: Never
4 game: Never

LAD sweep, @LAD:
3 game: 6/15-17/2004
4 game: Never

RECORD BY DECADE

Year	Home	Road	Total
2000s	1 - 2	0 - 3	1 - 5
Total	1 - 2	0 - 3	1 - 5

ALL-TIME SERIES RESULTS (HOME: 1-2; ROAD: 0-3; TOTAL: 1-5)

Year	Home	Road	Total
2002	1 - 2	0 - 0	1 - 2
2004	0 - 0	0 - 3	0 - 3

MISCELLANEOUS SERIES INFO: Best Season Series Record: 1-2 (2002) • Worst Season Series Record: 0-3 (2004) • Most Runs, Game (BAL): 4 (twice, most recently June 8, 2002) • Most Runs, Game (LAD): 8 (June 8, 2002) • Longest Winning Streak: 1 (June 7, 2002) • Longest Losing Streak: 5 (June 8, 2002-current) • Current Streak: Lost 5 • Largest Crowd (OPACY): 39,489 (June 8, 2002) • Largest Crowd (Dodger Stadium): 35,070 (June 16, 2004)

2004 HIGHLIGHTS: The Dodgers swept the 2004 series by a combined score of 15-7...Eric Gagne recorded a save in all three games • Jose Lima (7.0IP) and four relievers held the O's to one run on five hits in the series opening 5-1 Dodger win...Shawn Green and Alex Cora had three hits for LA • Odalis Perez earned the win in game two, striking out eight and allowing one run in 7.0IP...Former O Jayson Werth had three RBI for the Dodgers • LA completed the sweep on June 17 with a 4-3 win...Adrian Beltre broke a 3-3 tie with a solo HR leading off the bottom of the 8th

ALL-TIME HIGHLIGHTS: The O's won the inaugural Interleague game between the teams, 4-2 on June 7, 2002 • Rodrigo Lopez finished one out shy of a complete game and Melvin Mora hit two HR in the O's opening win • LA has won each of the last five contests between the teams • The Dodgers won the rubber game of the 2002 series, 2-1, thanks to 10K in 8.0IP (ER) for Odalis Perez...Sidney Ponson took the CG loss for the O's (2R/1ER) • Shawn Green and Adrian Beltre combined to hit .522 (12-23) in the 2004 series sweep for LA • Odalis Perez won both of his starts against the O's, pitching to a 1.20 ERA (15.0IP, 2ER), walking three and striking out 18

FRONT
OFFICE

ORIOLES
REACH

MANAGER &
COACHES

2013
ORIOLES

2012
IN REVIEW

OPPONENTS
NL

MINOR
LEAGUES

RECORDS &
HISTORY

ORIOLE PARK

MEDIA



BALTIMORE ORIOLES



MIAMI MARLINS

NATIONAL LEAGUE

501 Marlins Way • Miami, FL 33125 • (305) 480-1300 • www.marlins.com
 Marlins Park (2012) • Seating Capacity: 37,422 • Dimensions (L-R): 344-418-335 • Manager: Mike Redmond
 Director of Media Relations: Matt Roebuck • Manager of Media Relations: Marty Sewell
 Senior Director of Team Travel: Bill Beck

2010 RESULTS

Florida won series, 2-1

Date	At	W/L	Score
06/22	BAL	L	4 - 10
06/23	BAL	L	5 - 7
06/24	BAL	W	11 - 5

2013 SCHEDULE

(eastern times)

Date	At	Time
	N/A	

SWEEPS

(most recent)

BAL sweep, @BAL

3 game: Never
 4 game: Never

BAL sweep, @FLA:

3 game: Never
 4 game: Never

FLA sweep, @BAL:

3 game: Never
 4 game: Never

FLA sweep, @FLA:

3 game: 6/23-25/2009
 4 game: Never

RECORD BY DECADE

Year	Home	Road	Total
1990s	1 - 2	1 - 5	2 - 7
2000s	3 - 3	0 - 6	3 - 9
2010's	1 - 2	0 - 0	1 - 2
Total	5 - 7	1 - 11	6 - 18

ALL-TIME SERIES RESULTS (HOME: 5-7; ROAD: 1-11; TOTAL: 6-18)

Year	Home	Road	Total
1997	0 - 0	0 - 3	0 - 3
1998	1 - 2	0 - 0	1 - 2
1999	0 - 0	1 - 2	1 - 2
2000	2 - 1	0 - 0	2 - 1
2001	0 - 0	0 - 3	0 - 3
2006	1 - 2	0 - 0	1 - 2
2009	0 - 0	0 - 3	0 - 3
2010	1 - 2	0 - 0	1 - 2

MISCELLANEOUS SERIES INFO: Best Season Series Record: 2-1 (2000) • Worst Season Series Record: 0-3 (2009, 2001, 1997) • Most Runs, Game (BAL): 11 (June 24, 2010) • Most Runs, Game (FLA): 11 (June 25, 2009) • Longest Winning Streak: 3 (June 9, 1999-July 17, 2000) • Longest Losing Streak: 6 (June 22, 2006-June 23, 2010) • Current Streak: Won 1 • Largest Crowd (OPACY): 46,006 (June 28, 2003) • Largest Crowd (Land Shark Stadium): 42,446 (September 1, 1997)

2010 HIGHLIGHTS: The Orioles were swept by the Marlins in a three-game series at Land Shark Stadium • The Marlins won the opener, 10-4, behind three hits and three RBI from Hanley Ramirez • The Marlins won their second straight, 7-5, behind three hits each from Chris Coghlan and Gaby Sanchez • The Birds took the series finale, 11-5, behind four hits and four RBI, including a three-run home run from Miguel Tejada • Gaby Sanchez went 8-13 with two doubles, a home run and four RBIn the series for Florida • Adam Jones went 7-12 with a pair of home runs in the series.

ALL-TIME HIGHLIGHTS: The O's lost 11 of 12 games at Sun Life Stadium, getting swept in each of their last two series there (2009 & 2001) • The clubs met for the first time in 1997, when the Marlins swept the O's in Florida • The Orioles have won just one series (a three-game set at Camden Yards in 2000 where the O's took two of three) against Florida in eight meetings

OPPONENTS



NATIONAL LEAGUE

MILWAUKEE BREWERS

One Brewers Way • Milwaukee, WI 53214 • (414) 902-4400 • www.brewers.com
 Miller Park (2001) • Seating Capacity: 41,900 • Dimensions (L-R): 344-400-345 • Manager: Ron Roenicke
 Vice President, Communications: Tyler Barnes • Director, Media Relations: Mike Vassallo
 Director, Team Travel: Dan Larrea



2008 RESULTS

Brewers won the series, 2-1

Date	At	W/L	Score
06/20	MIL	W	8 - 5
06/21	MIL	L	2 - 3
06/22	MIL	L	3 - 7

2013 SCHEDULE

(eastern times)

Date	At	Time
	N/A	

SWEEPS

(most recent)

BAL sweep, @BAL
3 game: 9/21-23/1990
4 game: 8/02-05/1993

BAL sweep, @MIL:
3 game: 8/06-08/1996
4 game: 4/20-22/1979

MIL sweep, @BAL:
3 game: 7/11-13/1997
4 game: 7/23-25/1976

MIL sweep, @MIL:
3 game: 8/06-08/1991
4 game: Never

RECORD BY DECADE

Year	Home	Road	Total
1970s	50 - 26	50 - 28	100 - 54
1980s	37 - 24	27 - 35	64 - 59
1990s	22 - 24	30 - 21	52 - 45
2000s	2 - 1	1 - 2	3 - 3
Total	111 - 75	108 - 86	219 - 161

ALL-TIME SERIES RESULTS (HOME: 111-75; ROAD: 108-86; TOTAL: 219-161)

Year	Home	Road	Total
1970	2 - 4	5 - 1	7 - 5
1971	3 - 3	6 - 0	9 - 3
1972	4 - 2	6 - 3	10 - 5
1973	8 - 1	7 - 2	15 - 3
1974	5 - 4	3 - 6	8 - 10
1975	7 - 2	7 - 2	14 - 4
1976	4 - 5	7 - 2	11 - 7
1977	7 - 1	4 - 3	11 - 4

Year	Home	Road	Total
1978	5 - 2	2 - 6	7 - 8
1979	5 - 2	3 - 3	8 - 5
1980	3 - 3	4 - 3	7 - 6
1981	1 - 2	1 - 2	2 - 4
1982	4 - 2	5 - 2	9 - 4
1983	7 - 0	4 - 2	11 - 2
1984	4 - 2	3 - 4	7 - 6
1985	6 - 1	3 - 3	9 - 4

Year	Home	Road	Total
1986	4 - 2	2 - 5	6 - 7
1987	2 - 5	0 - 6	2 - 11
1988	2 - 4	2 - 5	4 - 9
1989	4 - 3	3 - 3	7 - 6
1990	4 - 2	3 - 4	7 - 6
1991	2 - 5	1 - 5	3 - 10
1992	3 - 3	3 - 4	6 - 7
1993	5 - 2	3 - 3	8 - 5

Year	Home	Road	Total
1994	1 - 2	6 - 1	7 - 3
1995	2 - 4	5 - 1	7 - 5
1996	4 - 2	5 - 1	9 - 3
1997	1 - 4	4 - 2	5 - 6
2003	2 - 1	0 - 0	2 - 1
2008	0 - 0	1 - 2	1 - 2

MISCELLANEOUS SERIES INFO: Best Season Series Record: 15-3 (1973) • Worst Season Series Record: 2-11 (1987) • Most Runs, Game (BAL): 13 (4 times, most recently August 6, 1969) • Most Runs, Game (MIL): 16 (April 8, 1978) • Longest Winning Streak: 10 (July 3, 1973-April 12, 1974) • Longest Losing Streak: 1 (September 20, 1986-August 13, 1987) • Current Streak: Lost 2 • Largest Crowd (Memorial Stadium): 53,395 (April 4, 1988) • Largest Crowd (OPACY): 47,919 (July 11, 1997) • Largest Crowd (County Stadium): 55,120 (April 12, 1977) • Largest Crowd (Miller Park): 43,517 (June 22, 2008)

2008 HIGHLIGHTS: Milwaukee won two of three to take the series in 2008, the first between the teams at Miller Park • The O's won the series opener, 8-5, thanks to a 4-for-5 game (2HR, 2R, 3RBI, 11TB) from Aubrey Huff • Corey Hart's 3rd inning two-run HR off Daniel Cabrera gave Milwaukee all the runs they would need as they tied the series with a 3-2 win on June 21 • Prince Fielder's two-HR game in the June 22 finale cemented the series victory for the Brew Crew • Brian Roberts batted .455/.571/.727 in three games...Nick Markakis reached base safely in seven of his 14 plate appearances in the series • Fielder hit .455/.538/1.364 with a double, three HR, five runs and six RBI in the series for Milwaukee

ALL-TIME HIGHLIGHTS: The O's and Brewers competed as AL opponents from 1969-1997 and were AL East foes from 1972-1993 • The O's won the first Interleague series between the teams in 2003...Jay Gibbons hit 2 HR and 6 RBI in the series opener • Juan Nieves pitched the first no-hitter in Brewers history on April 15, 1987 at Memorial Stadium...Robin Yount's 9th inning diving catch in CF saved the feat • In an all-time classic series, the O's moved into a 1st place tie in the East by winning the first 3 of a 4-game series against the Brew Crew in the final series of 1982 • Don Sutton defeated Jim Palmer and the O's, 10-2, on the last day of the season to give Milwaukee the division title • The loss marked the final game of Earl Weaver's first stint as Orioles' manager • Milwaukee hit three grand slams in sweeping the O's in the first series of the 1978 season



BALTIMORE ORIOLES



NEW YORK METS

NATIONAL LEAGUE

123-01 Roosevelt Avenue • Flushing, NY 11368 • (718) 507-METS • www.mets.com
Citi Field (2009) • Seating Capacity: 45,000 • Dimensions (L-R): 335-408-330 • Manager: Terry Collins
Vice President of Public Relations: Jay Horwitz • Director of Media Relations: Shannon Forde

2012 RESULTS

Mets won series, 3-0

Date	At	W/L	Score
06/18	NYM	L	0 - 5
06/19	NYM	L	0 - 5
06/20	NYM	L	3 - 4

SWEEPS

(most recent)

BAL sweep, @BAL:

3 game: Never

BAL sweep, @NYM:

3 game: Never

NYM sweep, @BAL:

3 game: 6/11-13/2010

NYM sweep, @NYM:

3 game: 6/18-20/2012

RECORD BY DECADE

Year	Home	Road	Total
1990s	3 - 5	0 - 2	3 - 7
2000s	3 - 3	3 - 3	6 - 6
2010's	0 - 3	0 - 3	0 - 6
Total	6 - 11	3 - 8	9 - 19

ALL-TIME SERIES RESULTS (HOME: 6-11; ROAD: 3-8; TOTAL: 9-19)

Year	Home	Road	Total
1997	1 - 2	0 - 0	1 - 2
1998	1 - 1	0 - 2	1 - 3
1999	1 - 2	0 - 0	1 - 2
2000	0 - 0	1 - 2	1 - 2
2001	1 - 2	0 - 0	1 - 2
2006	0 - 0	2 - 1	2 - 1
2009	2 - 1	0 - 0	2 - 1
2010	0 - 3	0 - 0	0 - 3
2012	0 - 0	0 - 3	0 - 3

MISCELLANEOUS SERIES INFO: Best Season Series Record: 2-1 (2009 & 2006) • Worst Season Series Record: 0-3 (2010 & 2012) • Most Runs, Game (BAL): 7 (twice, June 8, 2000 & June 22, 1998) • Most Runs, Game (NYM): 13 (August 30, 1997) • Longest Winning Streak: 3 games (June 14, 2001-June 17, 2006) • Longest Losing Streak: 6 games (current) • Current Streak: Lost 6 • Largest Crowd (OPACY): 48,075 (August 31, 1997) • Largest Crowd (Shea Stadium): 35,156 (June 25, 1998) • Largest Crowd (Citi Field) 32,587 (June 19, 2012)

2012 HIGHLIGHTS: The Orioles were swept by the Mets at Citi Field, the second series sweep in head-to-head history (also NYM 2010) • Just two days after Jason Hammel tossed a one-hit CG shutout vs. ATL, R.A. Dickey did the same to the O's on June 18 • Wilson Betemit recorded the only hit in the 5-0 loss on June 18 as Ike Davis hit a grand slam for the Mets • The Mets blanked the O's in game two on June 19 behind Johan Santana (6.0IP) and three relievers • New York completed the sweep on June 20 in a 4-3 win, just one of nine losses by the O's all season in one-run games • Betemit batted .429/.500/.857 (3-for-7) with a walk and home run in the three games

ALL-TIME HIGHLIGHTS: New York has swept the last two series (2010 & 12) • Cy Young Award winner R.A. Dickey threw a complete game one-hit shutout on June 18, 2012, a 5-0 Mets win • The Orioles won their first-ever season series against the Mets in 2006, taking two of three at Shea Stadium • In the 2nd game of the 2001 series at Camden Yards, shortstop Mike Bordick suffered a separated shoulder & missed the remainder of the season • Brian Roberts replaced Bordick on the roster & made his major league debut in the finale against the Mets, singling in his second at-bat • The O's and Mets were rained out at Shea Stadium in June 2000, extending their series one more day • A lack of hotels in the New York area forced the Orioles to return to Baltimore and fly back to New York for the final game, which the Mets won in the 10th inning • Mike Mussina pitched a complete-game two-hitter against New York on June 22, 1998 • The Mets defeated the Orioles in the 1969 World Series, four games to one.

OPPONENTS



NATIONAL LEAGUE

PHILADELPHIA PHILLIES

One Citizens Bank Way • Philadelphia, PA 19148 • (215) 463-6000 • www.phillies.com
 Citizens Bank Park (2004) • Seating Capacity: 43,647 • Dimensions (L-R): 329-401-330 • Manager: Charlie Manuel
 Director, Baseball Communications: Greg Casterioto • Coordinator, Baseball Communications: Craig Hughner
 Director of Team Travel and Clubhouse Services: Frank Coppenbarger



2012 RESULTS

Orioles won the series, 2-1

Date	At	W/L	Score
06/08	BAL	L	6 - 9
06/09	BAL	W	6 - 4 (12)
06/10	BAL	W	5 - 4 (10)

2013 SCHEDULE

(eastern times)

Date	At	Time
	N/A	

SWEEPS

(most recent)

BAL sweep, @BAL
 3 game: 6/30-7/2/97

BAL sweep, @PHI:
 3 game: 6/19-21/2009

PHI sweep, @BAL:
 3 game: 6/27-29/2003

PHI sweep, @PHI:
 3 game: Never

RECORD BY DECADE

Year	Home	Road	Total
1990s	4 - 2	4 - 2	8 - 4
2000s	7 - 11	9 - 6	16 - 17
2010s	2 - 1	0 - 0	2 - 1
Total	13 - 14	13 - 8	26 - 22

ALL-TIME SERIES RESULTS (HOME: 13-14; ROAD: 13-8; TOTAL: 26-22)

Year	Home	Road	Total	Year	Home	Road	Total
1997	3 - 0	0 - 0	3 - 0	2003	0 - 3	0 - 0	0 - 3
1998	0 - 0	2 - 1	2 - 1	2004	0 - 0	1 - 2	1 - 2
1999	1 - 2	2 - 1	3 - 3	2005	1 - 2	0 - 0	1 - 2
2000	2 - 1	2 - 1	4 - 2	2006	2 - 1	0 - 0	2 - 1
2001	1 - 2	1 - 2	2 - 4	2009	0 - 0	3 - 0	3 - 0
2002	1 - 2	2 - 1	3 - 3	2012	2 - 1	0 - 0	2 - 1

MISCELLANEOUS SERIES INFO: **Best Season Series Record:** 3-0 (2009 & 1997) • **Worst Season Series Record:** 0-3 (2003) • **Most Runs, Game (BAL):** 14 (June 8, 1998) • **Most Runs, Game (PHI):** 15 (June 15, 2001) • **Longest Winning Streak:** 4 games (June 30, 1997-June 8, 1998) • **Longest Losing Streak:** 3 games (July 3, 2004-May 20, 2005) • **Current Streak:** Won 2 • **Largest Crowd (OPACY):** 49,549 (June 28, 2003) • **Largest Crowd (Veterans Stadium):** 41,079 (June 16, 2002) • **Largest Crowd (Citizens Bank Park):** 44,390 (July 2, 2004)

2012 HIGHLIGHTS: The O's took two of three from Philly, dropping the opener before winning each of the final two games of the series in extra innings • Shane Victorino paced the Phillies' offense in the opener, going 3-for-4 with two runs and five RBI in the 9-6 win on June 8 • Adam Jones' 2nd career walkoff HR off B.J. Rosenberg in the 12th on June 9 gave the O's a 6-4 win...Hunter Pence went 4-for-5 for Philly • The Birds won the series with a 10-inning, 5-4 walk off win on June 10...Steve Tolleson tied the game with a three-run HR off Cliff Lee in the 4th...Matt Wieters' one-out double scored Adam Jones from 1st with the winner • Before the last two games vs. PHI, the last time O's had consecutive walk-off wins against the same team was August 24-25, 1983 vs. TOR

ALL-TIME HIGHLIGHTS: Baltimore has won the last three season series after going 0-4-1 in the previous five (2001-05) • The Birds are 13-8 overall in regular season play in Philadelphia, winning five of the seven series • The O's swept the defending World Series champs in Philly, three games to none, with two one-run wins and a five-run victory in the 2009 series • Brian Roberts' two-out, two-run, 9th inning HR off Ryan Madson gave the O's a 6-5 comeback win on June 20, 2009 on the way to the three-game sweep • Erik Bedard pitched 7.0 scoreless and combined with two relievers on a 7-0 shutout on May 21, 2005 • The 7-6, 16-inning win for the O's on July 2, 2004 lasted 6:15, the longest time of game in club history for the Birds • The teams also played a 17-inning game (5:41) on June 17, 2003 • Mike Mussina won his 100th career game in the series opening game of the 1997 series • Randy Myers recorded his 300th career save the next night and President Bill Clinton threw out the first pitch in the series finale • Baltimore defeated the Phils, 4-1, to win the 1983 World Series



BALTIMORE ORIOLES



PITTSBURGH PIRATES

NATIONAL LEAGUE

115 Federal Street • Pittsburgh, PA 15212 • (412) 323-5000 • www.pirates.com
PNC Park (2001) • Seating Capacity: 38,362 • Dimensions (L-R): 325-399-320 • Manager: Clint Hurdle
Director of Baseball Communications: Jim Trdinich • Director of Media Relations: Dan Hart
Traveling Secretary: Greg Johnson

2012 RESULTS

Orioles won series, 3-0

Date	At	W/L	Score
06/12	BAL	W	8 - 6
06/13	BAL	W	7 - 1
06/14	BAL	W	12 - 6

2013 SCHEDULE

(eastern times)

Date	At	Time
	N/A	

SWEEPS

(most recent)

BAL sweep, @BAL
3 game: 6/12-14/2012

BAL sweep, @PIT:
3 game: Never

PIT sweep, @BAL:
3 game: Never

PIT sweep, @PIT:
3 game: Never

RECORD BY DECADE

Year	Home	Road	Total
2000s	2 - 1	1 - 2	3 - 3
2010s	3 - 0	1 - 2	4 - 2
Total	5 - 1	2 - 4	7 - 5

ALL-TIME SERIES RESULTS (HOME: 5-1; ROAD: 2-4; TOTAL: 7-5)

Year	Home	Road	Total
2005	0 - 0	1 - 2	1 - 2
2008	2 - 1	0 - 0	2 - 1
2011	0 - 0	1 - 2	1 - 2
2012	3 - 0	0 - 0	3 - 0

MISCELLANEOUS SERIES INFO: **Best Season Series Record:** 2-1 (2008) • **Worst Season Series Record:** 1-2 (2011 & 2005) • **Most Runs, Game (BAL):** 9 (June 13, 2008) • **Most Runs, Game (PIT):** 9 (June 21, 2011) • **Longest Winning Streak:** 2 games (June 13-14, 2008) • **Longest Losing Streak:** 2 games (June 21, 2011-current) • **Current Streak:** Won 3 • **Largest Crowd (OPACY):** 47,305 (June 13, 2008) • **Largest Crowd (PNC Park):** 37,438 (June 8, 2005)

2012 HIGHLIGHTS: The Birds swept the Pirates, outscoring them 27-13 in the series • Adam Jones paced the offense in the series opener, going 4-for-5 with two runs and RBI on June 12 in the 8-6 O's win • Jake Arrieta had one of his best performances of the season on June 13 (7.0IP, ER, BB, 9K) in the 7-1 win • The O's finished off the sweep in style, setting season-highs with 12 runs, 10 extra-base hits and eight doubles on June 14 • Matt Wieters and Mark Reynolds had four hits each • Wieters and Steve Pearce (career-high) each had 5 RBI • The Birds batted .396/.430/.694 with 12 doubles and seven HR as a team in the series, averaging nine runs per game

ALL-TIME HIGHLIGHTS: The teams have alternated home series wins...The Birds dropped two of three games in their first ever visit to PNC Park in 2005 • In the 2nd game of the series, the Orioles hit four home runs, including two by CA Sal Fasano • The Pirates defeated the Orioles in the World Series in 1971 and 1979, with both series going to 7 games • In 1971, the Orioles took the first two games at Memorial Stadium behind Dave McNally and Jim Palmer, winning 5-3 and 11-3 to take a 2-0 series lead • The Pirates then rallied to win all three games in Pittsburgh, as the Birds scored just four runs combined in the three games • The O's won Game 6 in Baltimore in 10 innings, 3-2, when a Brooks Robinson sac fly plated Frank Robinson • In Game Seven, Steve Blass outdueling Mike Cuellar, 2-1, to give Pittsburgh the World Championship • In 1979, the Birds again took Game One at Memorial Stadium, as they got a two-run HR from 3B Doug DeCinces and plated five in the 1st inning to beat the Pirates, 5-4 • The Pirates won Game Two, 3-2, despite three hits, including a double and a home run, from Eddie Murray • The O's then slugged their way to wins in Games 3 and 4 in Pittsburgh, 8-4 and 9-6 • The Birds then dropped three straight in Games 5-7, scoring just two runs in the three games combined

OPPONENTS



NATIONAL LEAGUE

SAN DIEGO PADRES

100 Park Boulevard • San Diego, CA 92101 • (619) 795-5000 • www.padres.com
 PETCO Park (2004) • Seating Capacity: 42,685 • Dimensions (L-R): 336-396-322 • Manager: Bud Black
 Manager of Media Relations: Fernando Alcala • Manager of Baseball Communications: Josh Ishoo
 Director of Team Travel: Brian Prilaman



2010 RESULTS

San Diego won the series, 2-1

Date	At	W/L	Score
06/18	SD	L	2 - 3
06/19	SD	W	5 - 4
06/20	SD	L	4 - 9

2013 SCHEDULE

(eastern times)

Date	At	Time
05/14	BAL	7:05
05/15	BAL	12:35
08/06	SD	10:10
08/07	SD	3:40

SWEEPS

(most recent)

BAL sweep, @BAL
3 game: Never
BAL sweep, @SD:
3 game: Never

SD sweep, @BAL:
3 game: Never

SD sweep, @SD:
3 game: Never

RECORD BY DECADE

Year	Home	Road	Total
2000s	2 - 1	2 - 1	4 - 2
2010s	0 - 0	1 - 2	1 - 2
Total	2 - 1	3 - 3	5 - 4

ALL-TIME SERIES RESULTS (HOME: 2-1; ROAD: 3-3; TOTAL: 5-4)

Year	Home	Road	Total
2002	2 - 1	0 - 0	2 - 1
2007	0 - 0	2 - 1	2 - 1
2010	0 - 0	1 - 2	1 - 2

MISCELLANEOUS SERIES INFO: **Best Season Series Record:** 2-1 (2007, 2002) • **Worst Season Series Record:** 1-2 (2010) • **Most Runs, Game (BAL):** 8 (June 10, 2002) • **Most Runs, Game (SD):** 12 (June 19, 2007) • **Longest Winning Streak:** 2 (twice, June 20-21, 2007 & June 10-11, 2002) • **Longest Losing Streak:** 2 (June 12, 2002-June 19, 2007) • **Current Streak:** Lost 1 • **Largest Crowd (OPACY):** 32,829 (June 11, 2002) • **Largest Crowd (PETCO Park):** 40,680 (June 21, 2007)

2010 HIGHLIGHTS: SD won the 2010 series, outscoring the O's 16-11...The teams alternated one-run wins before SD won the finale, 9-4 • Julio Lugo singled in the go-ahead run in the top of the 9th to give the O's a 2-1 lead in the series opener but David Hernandez allowed two runs in the bottom half, including an Adrian Gonzalez walk-off single with two outs • Luke Scott went 3-for-4 and Kevin Millwood earned his first win as an O in the series-tying 5-4 win on June 19 • A four-run 1st was not enough for the O's as Jake Arrieta and three relievers allowed nine runs in the rubber game • Adrian Gonzalez batted .700/.769/1.200 with three walks, three runs, three RBI and five doubles in the series

ALL-TIME HIGHLIGHTS: The Orioles took two of three games in their first-ever series in San Diego in 2007 • Dave Trembley took over for Sam Perlozzo as interim manager prior to the first game of that series on June 19 • The Orioles extended their losing streak to nine straight games with a 12-6 loss in the opener • Miguel Tejada was hit in the hand by a pitch the 8th inning of the 2nd game, an injury that would ultimately end his consecutive games played streak at 1,152 • The Orioles won two of three games against the Padres at Camden Yards in 2002 • The Birds took the series opener as Melvin Mora had five RBI...He had a bases loaded double in the 2nd inning and snapped a tie with a two-run homer in the 8th • The O's had six doubles the next night before Tony Batista led off the bottom of the 10th inning with a game-winning home run



BALTIMORE ORIOLES

SAN FRANCISCO GIANTS

NATIONAL LEAGUE



24 Willie Mays Plaza • San Francisco, CA 94107 • (415) 972-2000 • www.sanfranciscogiants.com
AT&T Park (2000) • Seating Capacity: 41,341 • Dimensions (L-R): 339-399-309 • Manager: Bruce Bochy
Senior Director, Media Relations: Jim Moorehead • Senior Media Relations Coordinator: Matt Chisholm
Coordinator, Team Travel: Michael King

2010 RESULTS

Giants won series, 2-1

Date	At	W/L	Score
06/14	SF	L	2 - 10
06/15	SF	W	4 - 1
06/16	SF	L	3 - 6

2013 SCHEDULE

(eastern times)

Date	At	Time
08/09	SF	10:15
08/10	SF	4:05
08/11	SF	4:05

SWEEPS

(most recent)

BAL sweep, @BAL

3 game: Never

BAL sweep, @SF:

3 game: Never

SF sweep, @BAL:

3 game: Never

SF sweep, @SF:

3 game: Never

RECORD BY DECADE

Year	Home	Road	Total
2000s	1 - 2	2 - 1	3 - 3
2010s	0 - 0	1 - 2	1 - 2
Total	1 - 2	3 - 3	4 - 5

ALL-TIME SERIES RESULTS (HOME: 1-2; ROAD: 3-3; TOTAL: 4-5)

Year	Home	Road	Total
2002	0 - 0	2 - 1	2 - 1
2004	1 - 2	0 - 0	1 - 2
2010	0 - 0	1 - 2	1 - 2

MISCELLANEOUS SERIES INFO: Best Season Series Record: 2-1 (2002) • Worst Season Series Record: 1-2 (2004 & 2009) • Most Runs, Game (BAL): 6 (June 12, 2004 (1)) • Most Runs, Game (SF): 10 (June 14, 2010) • Longest Winning Streak: 2 games (June 22-23, 2002) • Longest Losing Streak: 2 games (June 13, 2004-June 14, 2010) • Current Streak: Lost 1 • Largest Crowd (Oriole Park): 48,869 (June 12, 2004 (1)) • Largest Crowd (AT&T Park): 41,980 (June 23, 2002)

2010 HIGHLIGHTS: San Fran won the 2010 series, 2-1, by a combined score of 17-9, their second consecutive series victory over the O's (2004 at OPACY) • The Giants powered their way to a 10-2 win in the series opener, thanks to Freddy Sanchez (2-4, 4RBI) and 7.2 innings of two-run ball from Jonathan Sanchez • Jake Arrieta fired 7.0 innings of one-run ball to earn the win and knot the series on June 15...Miguel Tejada went 3-for-4 • Tim Lincecum fanned 10 in 6.0 innings to take the rubber game, a 6-3 Giants win...Former O Aubrey Huff went 3-for-4 (HR, 3R and 2RBI) • Miguel Tejada batted .462 (6-for-13) in the series vs. the Giants • Freddy Sanchez hit .417 (5-for-12) for San Francisco

ALL-TIME HIGHLIGHTS: The O's dropped two of three in the first-ever meeting between the two teams in Baltimore in 2004 • Rafael Palmeiro and Barry Bonds both homered in the first game of the series, the 3rd time in baseball history two players with 500 career homers went deep in the same game • The teams played a doubleheader on June 12 after a rainout the night before, with both games going into extra innings • Rafael Palmeiro passed Mickey Mantle on the all-time home runs list with two shots in Game 1, but the Giants won, 9-6, after Jorge Julio allowed four runs in the 11th inning • The Orioles took two of three in their first-ever meeting with the Giants, June 21-23, 2002, at AT&T Park • In the opener, David Bell broke a 3-3 tie with a solo home run off Rick Bauer in the 8th inning in the Giants' 4-3 victory • The next night, Travis Driskill became the 4th Orioles rookie to start the season 5-0 in a 4-2 Birds win • Jason Johnson pitched seven strong innings to earn his first win since April 20 in the finale

OPPONENTS



NATIONAL LEAGUE

ST. LOUIS CARDINALS

700 Clark Street • St. Louis, MO 63102 • (314) 345-9600 • www.stlcardinals.com
 Busch Stadium (2006) • Seating Capacity: 43,975 • Dimensions (L-R): 336-400-335 • Manager: Mike Matheny
 Director of Media Relations: Brian Bartow • Manager, Media Relations: Melody Yount
 Coordinator, Team Travel: C.J. Cherre



2011 RESULTS

Cardinals won the series, 3-0

Date	At	W/L	Score
06/28	BAL	L	2 - 6
06/29	BAL	L	1 - 5
06/30	BAL	L	6 - 9

2013 SCHEDULE

(eastern times)

Date	At	Time
	N/A	

SWEEPS

(most recent)

BAL sweep, @BAL
 3 game: Never

BAL sweep, @STL:
 3 game: Never

STL sweep, @BAL:
 3 game: 06/28-30/2011

STL sweep, @STL:
 3 game: Never

RECORD BY DECADE

Year	Home	Road	Total
2000s	0 - 0	1 - 2	1 - 2
2010s	0 - 3	0 - 0	0 - 3
Total	0 - 3	1 - 2	1 - 5

ALL-TIME SERIES RESULTS (HOME: 0-3; ROAD: 1-2; TOTAL: 1-5)

Year	Home	Road	Total
2003	0 - 0	1 - 2	1 - 2
2011	0 - 3	0 - 0	0 - 3

MISCELLANEOUS SERIES INFO: Best Season Series Record: 1-2 (2003) • Worst Season Series Record: 0-3 (2011) • Most Runs, Game (BAL): 10 (June 8, 2003) • Most Runs, Game (STL): 11 (June 8, 2003) • Longest Winning Streak: 1 game (June 7, 2003) • Longest Losing Streak: 4 games (June 8, 2003-current) • Current Streak: Lost 4 • Largest Crowd (OPACY): 28,340 (June 30, 2011) • Largest Crowd (Old Busch Stadium): 43,369 (June 7, 2003)

2011 HIGHLIGHTS: The Orioles were swept by the 2011 World Series champs in St. Louis' first ever visit to Camden Yards in 2011 • The Red Birds outscored the O's 20-9, winning two four-run games and a three-run game • Chris Carpenter tossed a 132-pitch complete game on June 29, a 5-1 Cards win • Three STL HR, including two from Lance Berkman, powered them to a 9-6 sweep-clinching win on June 30 • Nick Markakis batted .462/.462/.615 in the three games against the Cards • Lance Berkman belted two HR for STL in the series and Nick Punto batted .500 (4-for-8) in two games played

ALL-TIME HIGHLIGHTS: STL has won both season series, winning two of three in 2003 and sweeping the O's at OPACY in 2011 • Chris Carpenter tossed a 132-pitch complete game on June 29, 2011, a 5-1 Cards win • Lance Berkman's two-HR game on June 30, 2011 closed out the sweep for the eventual World Champs • The Cards won the first ever regular season match-up between the teams, 8-6, on June 6, 2003 • Sidney Ponson tossed a complete game (7H, ER, 2BB, 8K) in the O's 8-1 win in the middle game of the 2003 series...Deivi Cruz hit two HR • The Red Birds won the rubber game of the 2003 series, 11-10, thanks to a 4-for-5 day from Scott Rolen and a two-HR game from Jim Edmonds • Albert Pujols batted .538/.571/.769 with three doubles and six RBI in the 2003 series



BALTIMORE ORIOLES



WASHINGTON NATIONALS

NATIONAL LEAGUE

1500 South Capitol Street, SE • Washington, DC 20003 • (202) 640-7000 • www.nationals.com
 Nationals Park (2008) • Seating Capacity: 41,506 • Dimensions (L-R): 336-404-335 • Manager: Davey Johnson
 Senior Director, Media Relations: John Dever • Director of Baseball Media Relations: Mike Gazda
 Director of Team Travel: Rob McDonald

2012 RESULTS

Orioles won series, 4-2

Date	At	W/L	Score
05/18	WAS	W	2 - 1 (11)
05/19	WAS	W	6 - 5
05/20	WAS	L	3 - 9
06/22	BAL	W	2 - 1
06/23	BAL	L	1 - 3
06/24	BAL	W	2 - 1

2013 SCHEDULE

(eastern times)

Date	At	Time
05/27	WAS	1:05
05/28	WAS	7:05
05/29	BAL	7:05
05/30	BAL	7:05

SWEEPS

(most recent)

BAL sweep, @BAL
3 game: 6/25-27/2010
4 game: Never
BAL sweep, @WAS:
3 game: Never
4 game: Never

WAS sweep, @BAL:

3 game: 6/12-14/2007
4 game: Never

WAS sweep, @WAS:

3 game: 6/02-04/2000
4 game: Never

RECORD BY DECADE

Year	Home	Road	Total
1990s	4 - 2	0 - 3	4 - 5
2000s	8 - 7	6 - 9	14 - 16
2010s	7 - 2	4 - 5	11 - 7
Total	19 - 11	10 - 17	29 - 28

ALL-TIME SERIES RESULTS (HOME: 19-11; ROAD: 10-17; TOTAL: 29-28)

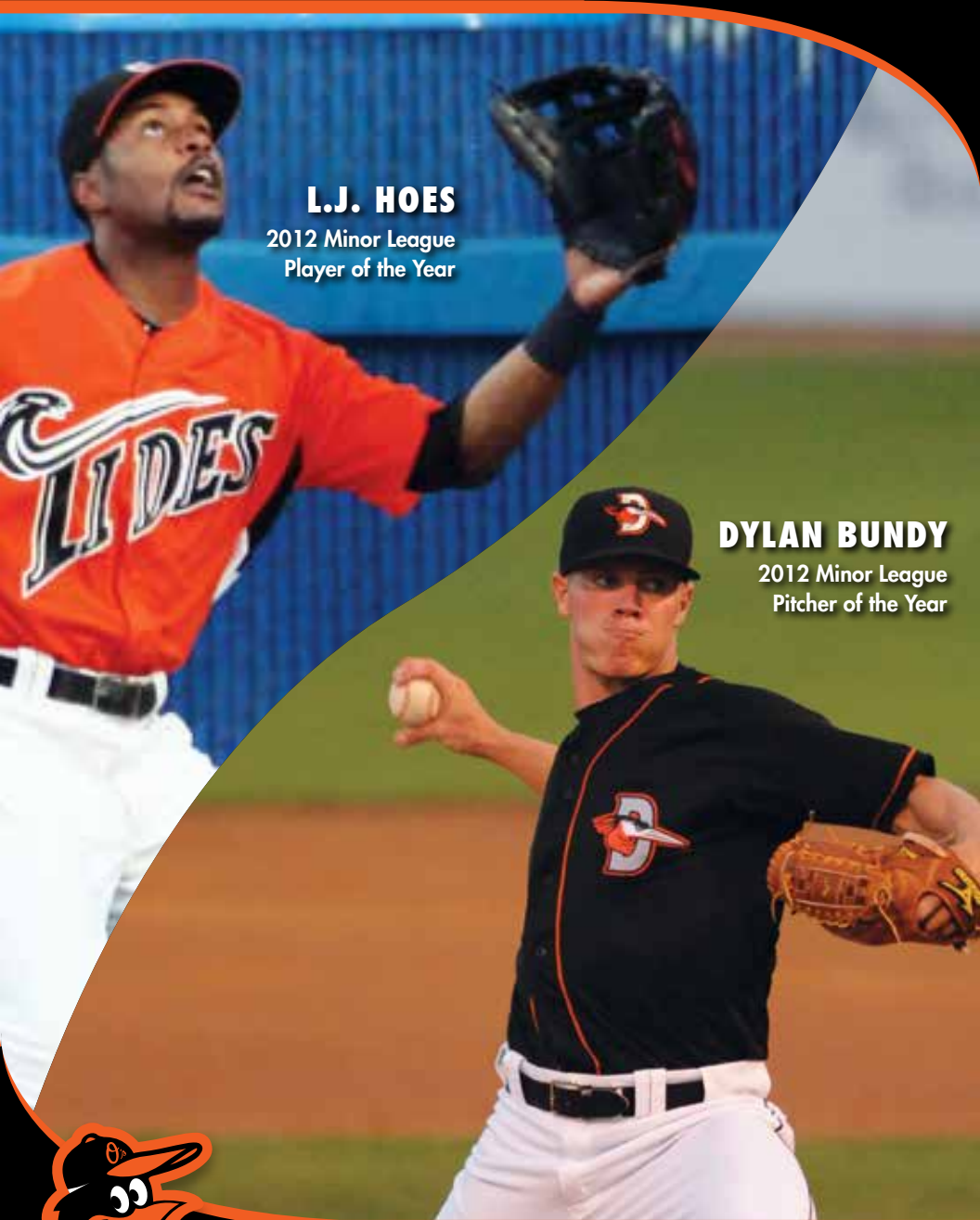
Year	Home	Road	Total	Year	Home	Road	Total
1997	1 - 2	0 - 0	1 - 2	2008	2 - 1	1 - 2	3 - 3
1998	0 - 0	0 - 3	0 - 3	2009	2 - 1	2 - 1	4 - 2
1999	3 - 0	0 - 0	3 - 0	2010	3 - 0	1 - 2	4 - 2
2000	0 - 0	0 - 3	0 - 3	2011	2 - 1	1 - 2	3 - 3
2001	2 - 1	0 - 0	2 - 1	2012	2 - 1	2 - 1	4 - 2
2006	2 - 1	1 - 2	3 - 3				
2007	0 - 3	2 - 1	2 - 4				

MISCELLANEOUS SERIES INFO: Best Season Series Record: 3-0 (1999) • Worst Season Series Record: 0-3 (1998 & 2000) • Most Runs, Game (BAL): 11 (June 26, 2009) • Most Runs, Game (WAS): 17 (May 20, 2011) • Longest Winning Streak: 3 (twice, current & July 15-17, 1999) • Longest Losing Streak: 4 (twice, June 18, 1997-June 28, 1998 & May 20-June 14, 2007) • Current Streak: Won 1 • Largest Crowd (OPACY): 48,331 (June 23, 2006) • Largest Crowd (Nationals Park): 42,331 (May 19, 2012)

2012 HIGHLIGHTS: The O's went 4-2 in the season series, winning each series, 2-1...All four of the O's wins came by one run • Nick Markakis' 11th inning HR gave the O's a 2-1 win in the season series opener on May 18 in Washington • Two RBI each from Robert Andino, Markakis (HR) and Adam Jones (HR) played all the runs in the O's 6-5 win on May 19 in front of the largest ever crowd at Nats Park for an O's-Nats game (42,331) • The Nats avoided the sweep with a 9-3 win in the finale on May 20...Stephen Strasburg (5.0IP, ER, BB, 8K) homered off Wei-Yin Chen and earned the win for Washington • In the series opener at OPACY, Jason Hammel (8.0IP, R/0ER, 10K) outdueled Jordan Zimmermann (7.0IP, 2ER) in the O's 2-1 win on June 22 in front of 45,891 • Washington evened the series with a 3-1 win on June 23 behind Edwin Jackson (6.0IP, ER) and three relievers • Down 1-0 in the 8th, Matt Wieters hit the game-winning two-run HR off Sean Burnett to give the O's the series and season series victory on June 24 • Jones played all six games and batted .360/.360/.600 (9-for-25) with two home runs, three runs and four RBI • The Birds pitched to a 2.78 ERA (55.0IP, 17ER) with 50 strikeouts in the six games...Jim Johnson (3) and Pedro Strop (1) earned saves in each of the O's wins

ALL-TIME HIGHLIGHTS: Since moving from Montreal and replacing Philadelphia as their Interleague rival in 2006, the O's are 23-19 vs. Washington • The Birds were 6-9 vs. Montreal and are 25-26 vs. the NL franchise • The Orioles went 224-126 against Washington's American League franchises when the Senators played in DC from 1954-1971 • Nationals Park is the third venue in which the Orioles have played in Washington...They were 51-34 at Griffith Stadium and 61-35 at Robert F. Kennedy Stadium • Boog Powell twice hit three home runs in a game at RFK Stadium, August 10, 1963 and June 27, 1964 • The Senators' Frank Howard shares the record for most home runs hit in a single season vs. the Orioles, with nine in 1968 • On September 12, 1962, Washington's Tom Cheney struck out a major league record 21 Orioles in a 16-inning performance at Memorial Stadium, winning 2-1.

MINOR LEAGUES



L.J. HOES

2012 Minor League
Player of the Year

DYLAN BUNDY

2012 Minor League
Pitcher of the Year



TM



BALTIMORE ORIOLES

BASEBALL OPERATIONS DEPARTMENT

Executive Vice President, Baseball Operations	Dan Duquette
Vice President, Baseball Operations	Brady Anderson
Special Assistant to the EVP of Baseball Operations	Lee Thomas
Director, Baseball Administration	Tripp Norton
Director, Major League Administration	Ned Rice
Manager, Baseball Operations	Bill Wilkes
Coordinator, Baseball Analytics	Sarah Gelles
Player Information Analyst	Tom Duncan

ORIOLES PLAYER DEVELOPMENT DEPARTMENT

Director of Minor League Operations	Kent Qualls
Director of Player Development	Brian Graham
Director of Pitching Development	Rick Peterson
Director of Dominican Republic Baseball Operations	Nelson Norman
Director, Dominican Republic Academy	Felipe Alou, Jr.
Coordinator, Minor League Hitting	Mike Boulanger
Special Assignment Instructor	Mike Bordick
Minor League Infield Instructor	Matt Martin
Minor League Catching Instructor	Don Werner
Coordinator of Minor League Administration	J. Maria Arellano
Dominican Republic Field Coordinator	Miguel Jabalera
Florida and Latin America Pitching Administrator	Dave Schmidt
Minor League Medical Coordinator	Dave Walker
Latin American Medical Coordinator	Manny Lopez
Minor League Strength and Conditioning Coordinator	Ryan Driscoll
Pitching Rehab Coordinator	Scott McGregor
Coordinator, Player Development	Cale Cox
Sarasota Operations Administrator	Len Johnston
Minor League Equipment Manager	Jake Parker

ORIOLES SCOUTING DEPARTMENT

Director of Player Personnel	John Stockstill
Director of Amateur Scouting	Gary Rajsich
Executive Director, International Recruiting	Fred Ferreira
Executive Advisor, International Baseball	Ray Poitevint
Assistant Director, Player Personnel	Mike Snyder
Video Scouting Coordinator	Mike Silverman
Advance Scouting Coordinator	Ben Werthan
Professional Scouting Coordinator	Matt Koizim
Scouting Administrator	Brad Ciolek

2012 MINOR LEAGUE SUMMARY

CLUB	LEAGUE	MANAGER	W - L	PCT	GB	PLACE
Norfolk	International	Ron Johnson	74-70	.514	9.0	2nd
Bowie	Eastern	Gary Kendall	78-64	.549	4.5	*2nd
Frederick	Carolina	Orlando Gomez	62-77	.446	(OVERALL)	4th
	First Half		27-43	.386	12.0	4th
	Second Half		35-34	.507	1.5	2nd
Delmarva	South Atlantic	Ryan Minor	52-86	.377	(OVERALL)	7th
	First Half		28-41	.406	17.5	5th
	Second Half		24-45	.348	16.5	7th
Aberdeen	New York-Penn	Gary Allenson	28-48	.368	24.0	4th
Gulf Coast	Gulf Coast	Ramon Sambo	25-35	.417	9.0	4th
DSL	DSL	Elvis Morel	34-36	.486	9.0	4th

*Bowie won the Wild Card, losing to Akron, 3-2 in the 1st round

MINOR LEAGUES



2013 SCOUTING DEPARTMENT



Dave Engle
Major League Scout
San Diego, CA



Bruce Kison
Major League Scout
Bradenton, FL



Jim Howard
Major League Scout
Clifton Park, NY



Todd Frohwirth
Professional Scout
Waukesha, WI



Tom Bourque
Professional Scout
Cambridge, MA



Fred Uhlman Sr.
Professional Scout
Baltimore, MD



Calvin Maduro
International Scout
(Caribbean, South America
and Europe)



Brett Ward
International Scout
(Australia, Japan, South Korea
and Taiwan)



Enrique Constante
Part-Time Intl. Scout
(Dominican Republic)



Ton Hofstede
International Scout
(Curacao and Europe)



Ronald Hurtarte
International Scout
(Guatemala)



Danny Haas
National Supervisor
Fort Myers, FL



Matt Haas
National Crosschecker
Cincinnati, OH



James Keller
National Crosschecker
Sacramento, CA



Dave Blume
West Coast Supervisor
Elk Grove, CA



Jim Richardson
Midwest Supervisor
Marlow, OK



Dean Albany
Mid-Atlantic Exec. Scout
(MD, DE, PA, VA)
Baltimore, MD



Kelvin Colon
Area Scout
(SO. FL, Puerto Rico, US Virgin Islands)
Miami, FL



Adrian Dorsey
Area Scout
(OK, TN, KY, WV)
Nashville, TN



Thom Dreier
Area Scout
(South Texas)
Houston, TX



Kirk Fredriksson
Area Scout
(New England, NY, NJ)
Torrington, CT



Chris Gale
Area Scout
(W.C. NC, VA)
Raleigh, NC



Jim Gillette
Area Scout
(AZ, CO, HI, IL, IN, OH, SD)
Gilbert, AZ



Ernie Jacobs
Area Scout
(IL, IN, MI, WI, MO, KS)
Wichita, KS



Dave Jennings
Area Scout
(AL, MS, LA, Northwest FL)
Spanish Fort, AL



Arthur McConnehead
Area Scout
(GA, Northern FL)
Atlanta, GA



Rich Morales
Area Scout
(Northern CA, WA, HI)
Pacific, CA



Mark Ralston
Area Scout
(Southern California)
Carlsbad, CA



David Stockstill
Area Scout
(AR, MO, IL, Nevada)
Crane, MO



Bob Szymkowski
Area Scout
(IL, IN, MI, WI, MO)
Chicago, IL




Jim Thrift
Area Scout
(West Florida)
Sarasota, FL



Brandon Verley
Area Scout
(WA, OR, ID, MT, Canada)
Portland, OR



Scott Walter
Area Scout
(Central California)
Manhattan Beach, CA



Darryl Milne
Special Assignment Scout
Denver, CO



Darin Blair
Part-time Scout
Lawrenceville, IL



Ken Guthrie
Part-time Scout
Lantana, TX



Tim Norris
Part-time Scout
Baltimore, MD



Harvey Shapiro
Part-time Scout
Bloomfield, CT

NOT PICTURED:

Independent League Consultant
Mal Fichman (Boise, ID)

International Scouts

Gustavo Bencid (Caribbean and South America)
Joel Bradley (Caribbean and South America)
Eric Espinosa (Panama)
Ernst Meyer (Curacao)
William Morales (Colombia)
Carlos Moreno (Venezuela)
Justin Prinstein (Europe)

Special Assignment Scouts

Wayne Britton (Waynesboro, VA)

Part-Time Scouts

Ellis Dungan (Charlotte, NC)
Larry Headrick (Glendale, AZ)
Jaime Jones (Paway, CA)
Frank Kolarek (Baltimore, MD)
Tyler Moe (Oakville, Ontario, Canada)
Anibal Zayas (San Lorenzo, Puerto Rico)

FRONT
OFFICE

ORIOLES
REACH

MANAGER &
COACHES

2013
ORIOLES

2012
IN REVIEW

OPPONENTS

MINOR
LEAGUES

RECORDS &
HISTORY

ORIOLE PARK

MEDIA



BALTIMORE ORIOLES

ORIOLES DRAFT NOTES

The 2013 First Year Player Draft will be held June 6-8. The Orioles will have the 24th pick in the first round of the draft. The First Year Player Draft began in 1965. The first player chosen in that first draft to reach the major leagues with the Orioles was sixth round selection Bill Dillman, a RHP from Wake Forest University. The most dazzling 1-2 picks in Orioles history came out of the 1967 draft when the Birds selected Bobby Grich No. 1 and Don Baylor No. 2. The Orioles selected a record four players in the first round of the 1999 draft as compensation for free agents lost the previous year.

ORIOLES FIRST ROUND DRAFT SELECTIONS

Year	Name	Position	School
1965	Scott McDonald	RHP	Marquette HS (WA)
1966	Ted Parks	SS	Univ. of California
1967	Bobby Grich	SS	Wilson HS (CA)
1968	Junior Kennedy	SS	Arvin HS (CA)
1969	Don Hood	LHP	Southside HS (CA)
1970	James West	C	Vashon HS (MO)
1971	Randy Stein	RHP	Ganesha HS (CA)
1972	Ken Thomas	C	Clear Fork HS (OH)
1973	Mike Parrott	RHP	Camarillo HS (CA)
1974	Rich Dauer	SS-2B	Univ. Southern California
1975	Dave Ford	RHP-OF	Lincoln West HS (OH)
1976	Dallas Williams	OF	Abraham Lincoln HS (NY)
1977	Drungo Hazewood	C-OF	Sacramento HS (CA)
1978	Robert Bruce	3B	Deer Park HS (OH)
1979	Choice to Chicago (AL) as compensation for free agent Steve Stone		
1980	Jeff Williams	OF	Princeton HS (OH)
1981	Choice to Boston as compensation for free agent Jim Dwyer		
1982	Joe Kucharski	RHP	Univ. of South Carolina
1983	Wayne Wilson	RHP	Redondo Beach HS (CA)
1984	John Hoover	RHP	Fresno State Univ.
1985	Choice to California as compensation for free agent Fred Lynn		
1986	Choice to California as compensation for free agent Juan Beniquez		
1987	Chris Myers	LHP	Plant City HS (FL)
1988	Gregg Olson	RHP	Auburn Univ.
1989	Ben McDonald	RHP	Louisiana State Univ.
1990	Mike Mussina	RHP	Stanford Univ.
1991	Mark Smith	OF	Univ. of Southern California
1992	Jeffrey Hammonds	OF	Stanford Univ.
1993	Jay Powell	RHP	Mississippi State Univ.
1994	Choice to New York (NL) as compensation for free agent Sid Fernandez		
1995	Alvie Shepherd	RHP	Univ. of Nebraska
1996	Choice to Toronto as compensation for free agent Roberto Alomar		
1997	Jayson Werth	C	Glenwood IL (HS)
	Darnell McDonald	OF	Cherry Creek HS (CO)
1998	Rick Elder	OF	Sprayberry HS (GA)
1999	Michael Paradis	RHP	Clemson Univ.
	Richard Stahl	LHP	Newton HS (GA)
	Larry Bigbie	OF	Ball State Univ.
	Keith Reed	OF	Providence College
2000	Beau Hale	RHP	Univ. of Texas
2001	Chris Smith	LHP	Cumberland Univ.
	Mike Fontenot	2B	Louisiana State Univ.
2002	Adam Loewen	LHP	Fraser Valley Christian HS (CN)
2003	Nick Markakis	OF	Young Harris Junior College (GA)
2004	Wade Townsend	RHP	Rice Univ.
2005	Brandon Snyder	C	Westfield HS (VA)
2006	Billy Rowell	3B	Bishop Eustace Preparatory School (NJ)
2007	Matt Wieters	C	Georgia Tech
2008	Brian Matusz	LHP	Univ. of San Diego
2009	Matt Hobgood	RHP	Norco HS (CA)
2010	Manny Machado	SS	Miami Brito Private HS (FL)
2011	Dylan Bundy	RHP	Owasso HS (OK)
2012	Kevin Gausman	RHP	Louisiana State University (LA)

MINOR LEAGUES



PLAYER DEVELOPMENT FIELD STAFF

RICK PETERSON—DIRECTOR, PITCHING DEVELOPMENT

Born: October 30, 1954 New Brunswick, NJ

Resides: Belmar, NJ

NOTES: Peterson enters his second season in the Orioles organization...Won the Cal Ripken Sr. Player Development Award following the 2012 season...Spent the 2010 season as the pitching coach for the Milwaukee Brewers...Has also seen time as a major league pitching coach with the New York Mets (2004-08) and Oakland Athletics (1998-2003)...Has also served four seasons as a major league bullpen coach (1984-85 with Pittsburgh and 1994-95 with the Chicago White Sox)...Oversaw a five-year stretch in Oakland from 1999-2003 where the Athletics finished in the top three in ERA in the American League, including the 2002 and 2003 campaigns where they posted the lowest ERA in the AL...Had three pitchers in Oakland (Mark Mulder, Barry Zito and Tim Hudson) who all won 20 games, and Zito won the 2002 AL Cy Young Award under Peterson's tutelage...From 1990-95, co-directed a sports psychology program for the White Sox as it related to performance behavior.

PLAYING CAREER: The left-handed pitcher was selected by the Pirates in the 21st round of the 1976 June Draft and pitched for four seasons (1976-79)...Made appearances as a player coach in 1980, 1982-83 and 1988.

PERSONAL: Has three sons, Sean, Derek and Dylan...Attended Gulf Coast Junior College before graduating from Jacksonville University, where he studied art, philosophy and psychology...His father, Harding "Pete" Peterson served as general manager of the Pittsburgh Pirates from 1976-85 and the New York Yankees in 1990...Is the co-founder of 3pSports.com, a company which offers biomechanical analysis and workout programs to pitchers, designed to improve performance and limit the chance of injury.

COACHING CAREER

1979-80	Pitching Coach, Salem Pirates, Carolina League, A (Pirates)
1980	Pitching Coach, Bradenton Pirates, Gulf Coast League, Rookie (Pirates)
1981-82	Pitching Coach, Buffalo Bisons, Eastern League, AA (Pirates)
1983	Pitching Coach, Lynn Pirates, Eastern League, AA (Pirates)
1986	Pitching Coach, Waterbury Indians, Eastern League, AA (Indians)
1987	Pitching Coach, Buffalo Bisons, American Association, AAA (Indians)
1988	Pitching Coach, Colorado Springs Sky Sox, Pacific Coast League, AAA (Indians)
1989-91	Pitching Coach, Birmingham Barons, Southern League, AA (White Sox)
1992	Pitching Coach, Vancouver Canadians, Pacific Coast League, AAA (White Sox)
1993-94	Pitching Coach, Nashville Sounds, American Association, AAA (White Sox)
1995	Pitching Coach, Trenton Thunder, Eastern League, AA (Red Sox)
1996-97	Minor League Pitching Coordinator, Toronto Blue Jays
1998	Minor League Roving Pitching Instructor, Oakland Athletics
1998-2003	Pitching Coach, Oakland Athletics
2004-08	Pitching Coach, New York Mets
2010	Pitching Coach, Milwaukee Brewers
2012-	Director, Pitching Development, Baltimore Orioles

MIKE BOULANGER—MINOR LEAGUE HITTING COORDINATOR

Born: August 21, 1949 Ponca City, OK

Resides: Broken Arrow, OK

NOTES: Is in his second year with the Orioles as the minor league hitting coordinator after nine years with the Texas Rangers organization...Spent the 2007-2011 seasons as the Rangers' minor league hitting coordinator...Served as the Rangers' hitting coach for the second half of the 2008 season after Rudy Jaramillo had knee replacement surgery during the All-Star break...Was the hitting coach for Triple-A Oklahoma during the 2005-06 seasons and took over as manager half-way through the 2006 season, leading the RedHawks to a 63-47 (.573) mark...Served as the hitting coach for Class A Clinton during the 2003-04 seasons, helping the LumberKings to playoff berths both seasons...Prior to joining the Rangers organization, spent three seasons as a manager in the Red Sox system...Piloted the short-season Lowell Spinners in 2002 after leading the Augusta GreenJackets to South Atlantic League playoff appearances in 2000 and 2001...Prior to joining Boston, Boulanger spent five seasons as a manager in the Twins organization, managing the Gulf Coast League Twins in 1995-96, the Fort Wayne Wizards in 1997 and the Fort Myers Miracle during the 1998-99 seasons...Led Fort Wayne to the Midwest League playoffs in 1997...Boulanger has also coached at the collegiate level, serving as the head baseball coach at the University of Louisiana-Lafayette (1987-94) and Oklahoma City University (1982-83)...Served as an assistant coach at the University of Oklahoma from 1977-81 and 1984-87.

PERSONAL: Attended Oklahoma State University, where he played baseball and football...Mike and his wife, Sue, reside in Broken Arrow, OK.

COACHING CAREER

2003-04	Hitting Coach, Clinton LumberKings, Midwest League, A (Rangers)
2005-06	Hitting Coach, Oklahoma RedHawks, Pacific Coast League, AAA (Rangers)
2007-08	Minor League Hitting Coordinator, Texas Rangers
2008	Interim Hitting Coach, Texas Rangers (July through end of season)
2009-11	Minor League Hitting Coordinator, Texas Rangers
2012-	Minor League Hitting Coordinator, Baltimore Orioles

FRONT
OFFICE

ORIOLES
REACH

MANAGER &
COACHES

2013
ORIOLES

2012
IN REVIEW

OPPONENTS

MINOR
LEAGUES

RECORDS &
HISTORY

ORIOLE PARK

MEDIA



BALTIMORE ORIOLES

RECORD AS MANAGER

Year	Class	Club	League	W-L	Pct
1995	R	Gulf Coast	Gulf Coast	20-35	.364
1996	R	Gulf Coast	Gulf Coast	30-30	.500
1997	A	Fort Wayne	Midwest	68-67	.504
1998	A	Fort Myers	Florida State	65-73	.471
1999	A	Fort Myers	Florida State	60-79	.432
2000	A	Augusta	South Atlantic	83-58	.589
2001	A	Augusta	South Atlantic	74-65	.532
2002	S-A	Lowell	New York-Penn	34-41	.453
2006*	AAA	Oklahoma	Pacific Coast	63-47	.573
Totals				497-495	.501

*- took over mid-season

MATT MARTIN - MINOR LEAGUE INFIELD INSTRUCTOR

Born: July 18, 1969, Lubbock, TX **Resides:** Lubbock, TX

NOTES: Returns to the Orioles organization for the second stint as minor league infield instructor (2004) and is in his 18th year as a minor league coach, manager or instructor...Oversees the teaching and instruction of infielders at all levels of the organization...Served as the Dodgers' coordinator of instruction and manager of their rookie-level Arizona League club...Spent the 2007-11 seasons as the Dodgers' roving infield instructor...Spent two years in the Yankees organization as their Gulf Coast League manager (2006) and GCL hitting coach (2005)...Was with the Detroit Tigers for the first seven years of his coaching career as he spent the 1998-2003 seasons as the Tigers' double-A hitting coach and the 1997 season as a roving instructor before managing their New York-Penn League affiliate during the second half of the year after Jamestown's manager passed away mid-season...Started his managerial career with a 35-game stint with Cincinnati's Billings affiliate in 1996...Was drafted by the Cincinnati Reds in the 36th round of the 1991 draft out of Lubbock Christian University...Played four seasons in the minor leagues as an infielder with the Reds and pitched in five games (0-0, 2.45, 3.2IP, 1ER, 2BB, 2SO).

PERSONAL: Matt and his wife, Julie, have a daughter, Jade (10/28/09).

COACHING CAREER

1997	Infield Instructor, Detroit Tigers
1998-2000	Hitting Coach, Jacksonville Suns, Southern League, AA (Tigers)
2001-03	Hitting Coach, Erie SeaWolves, Eastern League, AA (Tigers)
2004	Minor League Infield Instructor, Baltimore Orioles
2005	Hitting Coach, Gulf Coast League Yankees, Gulf Coast League, A (Yankees)
2007-11	Minor League Infield Coordinator, Los Angeles Dodgers
2012	Minor League Coordinator of Instruction, Los Angeles Dodgers

RECORD AS MANAGER

Year	Class	Club	League	W-L	Pct
1996	A	Billings	Pioneer	10-25	.286
1997	A	Jamestown	New York-Penn	16-36	.308
2006	A	GCL Yankees	Gulf Coast	31-20	.608
2012	A	AZL Dodgers	Arizona	34-21	.618
CAREER TOTALS(4 years)				91-102	.472

MIKE BORDICK - SPECIAL ASSIGNMENT INSTRUCTOR

Born: July 21, 1965, Marquette, MI **Resides:** Ruxton, MD

NOTES: Is in his fourth season coaching in the Orioles organization and his second season as a special assignment instructor...Will also spend part of the 2013 season as a color analyst for MASN on Orioles broadcasts...Spent the 2010-11 seasons as the minor league coordinator of offensive fundamentals...Spent the 2009 season as a roving infield instructor for the Toronto Blue Jays...Has the third-highest fielding percentage (.982) among shortstops with 1,000 games played in major league history, trailing only Omar Vizquel (.985) and Jimmy Rollins (.983)...Was a .260 career hitter in 14 major league seasons with Oakland, Baltimore and Toronto...Finished his career in 2003 with the Blue Jays and recorded 1,500 career hits...In 2002, he had the best defensive season for a shortstop in major league history as he set records for highest fielding percentage (.998), fewest errors (1), consecutive errorless games (110), fielding chances per game (4.9) and consecutive errorless chances (543)...Was signed by J.P. Ricciardi (then a scout with Oakland) and Dick Bogard (former Oakland Scouting Director) as a non-drafted free agent after they saw him play in the Cape Cod League in 1986...Made Oakland's Opening Day roster in 1990...Recorded his first major league hit, a single off New York's Jeff Robinson, September 8, 1990 at Yankee Stadium...Was on Oakland's active roster for the 1990 World Series, but did not play...Led AL shortstops with a .989 fielding percentage and 797 total chances in 1999, a year in which he led the AL in batting average against left-handed pitching (.406)...Played in the 2000 World Series with the Mets after a July 28th trade from Baltimore that sent SS Melvin Mora, 3B Mike Kinkade, RHP Pat Gorman and RHP Lesli Brea to the Orioles.

PERSONAL: Played three years of baseball at the University of Maine, where he led the Bears to College World Series berths in 1984 and 1986...Played baseball and football at Hampden Academy HS in Hampden, ME...Mike and his wife, Monica, have six children: Chandler (19), Dylan (17), Casey (17), Dawson (13), Wyatt (9) and Colton (6).

MINOR LEAGUES



COACHING CAREER

2009 Roving Infield Instructor, Toronto Blue Jays
2010-11 Coordinator of Offensive Fundamentals, Baltimore Orioles
2012- Special Assignment Instructor, Baltimore Orioles

DAVE SCHMIDT—FLORIDA AND LATIN AMERICA PITCHING ADMINISTRATOR

Born: April 22, 1957, Niles, MI **Resides:** Sarasota, FL
NOTES: Is in his 16th season in the Orioles organization, and his first as the Florida and Latin America Pitching Administrator...In 2011 and 2012, he served as the Coordinator of Florida Operations after three seasons as minor league pitching coordinator, a role he also held from 2002-2004...Schmidt spent the 2005 season as pitching coach at Aberdeen...Shortly before the start of the IronBirds season in 2006, was named pitching coach at Ottawa when Larry McCall joined the Orioles' major league staff...Prior to joining Aberdeen, spent three years as minor league pitching coordinator and was Florida pitching coordinator in 2001...Began his pro coaching career in 1998 at Delmarva before serving the following two seasons as pitching coach at Bowie...Spent three years as an assistant coach and pitching coach at UCLA, his alma mater...Served as a volunteer assistant in '94 and as pitching coach his last two years there...Bruins pitchers lowered their ERA each of the three seasons he was with the team...Compiled a 54-55 record and a 3.88 ERA in 12 major league seasons, '81-'92...Pitched for the Rangers, White Sox, Expos and Mariners in addition to the Orioles...Was with O's from '87-'89, going 28-23...Tied for the club lead in wins in '87 (10) and '88 (8)...Earned the save in a win over the Chicago White Sox on April 29, 1988 to end the Orioles' Major League record 21-game losing streak to begin the season...Was the O's Opening Day starter in '89...Was Texas' 26th round pick in the 1979 draft.
PERSONAL: Is a 1975 graduate of Granada Hills (CA) HS...Compiled a 24-7 record in three years at UCLA, including 15 straight wins...Married to the former Deborah Ann Luther...They have four children, Brian Donald (11/17/84), Tanya Ann (3/19/87), Alexa Leigh (1/10/91) and Alana Lynne (2/1/94)...Enjoys golf.

COACHING CAREER

1998 Pitching Coach, Delmarva Shorebirds, South Atlantic League, A (Orioles)
1999-2000 Pitching Coach, Bowie Baysox, Eastern League, AA (Orioles)
2001 Florida Pitching Coordinator (Orioles)
2002-04 Minor League Pitching Coordinator (Orioles)
2005 Pitching Coach, Aberdeen IronBirds, New York-Penn League, A (Orioles)
2006 Pitching Coach, Ottawa Lynx, International League, AAA (Orioles)
2007 Pitching Coordinator, Florida Operations (Orioles)
2008-2010 Minor League Pitching Coordinator (Orioles)
2011-2012 Coordinator of Florida Operation
2013- Florida and Latin America Pitching Administrator

DON WERNER—MINOR LEAGUE CATCHING INSTRUCTOR

Born: March 8, 1953, Appleton, WI **Resides:** Arlington, TX
NOTES: Is in his 11th year in the Orioles organization and his seventh season as minor league roving catching instructor...Oversees the teaching and instruction of catchers at all levels of the organization...Joined the organization in 2003 and spent two years as field coach for Delmarva before managing Bowie the previous two seasons...Prior to coming to the Orioles, spent the previous seven years in the San Diego organization...Was manager of Rookie League Idaho Falls in 2002...Was manager at Class A Fort Wayne in 2001 and prior to that, managed Idaho Falls the previous four years, winning Pioneer League championships in 1998 and 2000...Was Pioneer League Manager of the Year in 2000...Also served as Padres' minor league catching instructor prior to the start of the short-season schedule in his first stint at Idaho Falls...Won the Padres' Jack Krol Award for outstanding minor league instruction in 1999...Served as minor league hitting instructor in his first year with San Diego in 1996...Spent five seasons in the Pittsburgh organization before going to the Padres, serving as the Pirates' minor league hitting instructor his final three years there...Managed his first two seasons in the Pirates' system with one-year stints at Class A Augusta and AA Carolina...Also served as interim manager for three weeks in place of Doc Edwards at AAA Buffalo in 1993...In his first year as manager at Class A Jamestown in 1989, won the New York-Penn League title...Began his coaching career as a player-coach for Oklahoma City, 1987-1988...Spent parts of seven seasons in the majors, including five with Cincinnati...Filled in for the injured Johnny Bench on June 16, 1978 and caught Tom Seaver's no-hitter against St. Louis.
PERSONAL: He and his wife, Cynthia, have three children – Richard, Troy and Ryan...Graduated from Appleton East HS (WI).

COACHING CAREER

1987-88 Player/Coach, Oklahoma City 89ers, American Association, AAA (Rangers)
1993-95 Minor League Hitting Instructor (Pirates)
1996 Minor League Hitting Instructor (Padres)
1997-2002 Minor League Catching Instructor (Padres)
2003-04 Coach, Delmarva Shorebirds, South Atlantic League, A (Orioles)
2007- Minor League Catching Instructor (Orioles)

FRONT
OFFICE

ORIOLES
REACH

MANAGER &
COACHES

2013
ORIOLES

2012
IN REVIEW

OPPONENTS

MINOR
LEAGUES

RECORDS &
HISTORY

ORIOLE PARK

MEDIA



BALTIMORE ORIOLES

RECORD AS MANAGER

Year	Class	Club	League	W-L	Pct	Pos
1989	A	Jamestown	NY-Penn	44-32	.579	1st
1991	A	Augusta	South Atlantic	68-74	.479	3rd/7th
1992	AA	Carolina	Southern	52-92	.361	5th/5th
1997	R	Idaho Falls	Pioneer	39-32	.549	3rd/1st
1998	R	Idaho Falls	Pioneer	47-29	.618	3rd/1st
1999	R	Idaho Falls	Pioneer	48-27	.640	1st/1st
2000	R	Idaho Falls	Pioneer	45-29	.608	1st/1st
2001	A	Fort Wayne	Midwest	54-83	.394	5th/6th
2002	R	Idaho Falls	Pioneer	32-44	.447	4th/3rd
2005	AA	Bowie	Eastern	74-68	.521	3rd
2006	AA	Bowie	Eastern	67-74	.475	4th
CAREER TOTALS (11 years)				570-584	.494	

SCOTT MCGREGOR—PITCHING REHAB COORDINATOR

Born: January 18, 1954, Inglewood, CA

Resides: Towson, MD

NOTES: Is in his 12th season in the organization and second as Pitching Rehab Coordinator after a four year stint with Aberdeen (was also with the IronBirds in 2002)...Spent two seasons as Bowie's pitching coach and three as the Frederick Keys' pitching coach...Made his coaching debut at Aberdeen in 2002...Also assisted in major league camp and extended spring training in Sarasota prior to the start of the IronBirds' short-season schedule in his first year...Spent all 13 years of his major league career with the Orioles, going 138-108 with a 3.99 ERA...Is a member of the Orioles Hall of Fame and ranks among the club's all-time leaders in wins (6th, 138), innings (4th, 2141.1), shutouts (5th, 23), games (8th, 356) and strikeouts (8th, 904)...Won 20 games in 1980 and pitched a shutout in Game 5 of the 1983 World Series as the Orioles defeated the Philadelphia Phillies, four games to one.

PERSONAL: Married to the former Cara Bell (9/27/76)...They have three children – Eric (11/22/78), Katherine (10/28/80) and Michael (2/17/87)...Was a teammate of George Brett (whom he outhit his senior year) at El Segundo (CA) HS, where he was 51-5 with a 0.29 ERA in his high school career...Served as a minister in the Baltimore area following his playing career.

COACHING CAREER

2002	Pitching Coach, Aberdeen IronBirds, New York-Penn League, A (Orioles)
2003-05	Pitching Coach, Frederick Keys, Carolina League, A (Orioles)
2006-07	Pitching Coach, Bowie Baysox, Eastern League, AA (Orioles)
2008-11	Pitching Coach, Aberdeen IronBirds, New York-Penn League, A (Orioles)
2012-	Pitching Rehab Coordinator, Baltimore Orioles

LEONARD (LEN) E. JOHNSTON—ADMINISTRATOR OF SARASOTA OPERATIONS

Born: March 15, 1928, Pontiac, MI

Resides: Indianapolis, IN

NOTES: Entering his 37th season with the Orioles, he is one of the deans of the organization in terms of service, having been with the club since 1976 in a number of different capacities...In 2010, he received the Herb Armstrong Award which is given to a non-uniformed personnel member who has made significant contributions to the ballclub and the game of baseball...Was awarded the Cal Ripken Sr. Award in 2006...Joined the O's organization as a manager at Miami from 1976-77...Also served as a Midwest scout and field coordinator, 1979-83; as a cross-checker, camp coordinator and Mid-American scout, 1984-88; and as an interim manager with Hagerstown in the second half of 1984...Was a regional scouting supervisor in 1988 and has served as minor league camp coordinator for the last 19 seasons...Signed to his first pro contract by the White Sox upon graduation from college...Was named American Baseball Congress Rookie of the Year in 1953 while with Colorado Springs (A), leading the league in hits (199), runs (133) and stolen bases (64)...Led Southern Association in stolen bases in 1954 (39), the American Association in 1955 (25) and the International League in 1956 (40), 1957 (26) and 1958 (37)...Spent his last 12 seasons in AAA, playing in Indianapolis his final six seasons...Finished with a .284 career mark with 325 stolen bases...Stole 20 or more bases in eight professional seasons...Began his managerial career in 1967 in the Washington Senators farm system (managed Burlington in the Carolina League in 1967-68 and coached at Buffalo in the International League in 1969)...He later managed and scouted for the Cleveland Indians organization for five years.

PERSONAL: Graduated in 1946 from Saginaw Arthur Hill (MI) HS and from Western Michigan University in 1952...He played baseball and football at both schools and was elected into each schools' Hall of Fame...Is featured in Baseball America's book The Minor League Register, an encyclopedia of minor league stars...Was inducted into the Saginaw County (MI) Sports Hall of Fame.

RECORD AS MANAGER

Year	Class	Club	League	W-L	Pct	Pos
1967	A	Burlington	Carolina	70-69	.504	3rd
1968	A	Burlington	Carolina	56-84	.400	6th
1970	A	Sumter	West Coast	61-68	.473	6th/2nd
1971	R	Sarasota	Gulf Coast	28-24	.538	3rd
1972	AA	Elmira	Eastern	46-91	.336	4th
1973	R	Sarasota	Gulf Coast	32-24	.571	2nd
1974	A	Peninsula	Carolina	58-76	.433	5th/5th
1976	A	Miami	Florida State	79-63	.556	1st
1977	A	Miami	Florida State	72-66	.522	2nd
1984	A	Hagerstown	Carolina	27-39	.409	4th
CAREER TOTALS (10 years)				529-604	.457	

MINOR LEAGUES



DAVID (DAVE) WALKER, A.T.C., C.S.C.S - MINOR LEAGUE MEDICAL COORDINATOR

Born: April 10, 1967, Kansas City, MO

Resides: Lakewood Ranch, FL

NOTES: Entering his 20th season as an athletic trainer in the O's organization and his 11th year as minor league medical coordinator... Before assuming his current role, spent the previous two years as athletic trainer at Rochester... Was athletic trainer at Bowie in 2000 after spending the previous three seasons at Frederick... Started his pro training career at Bluefield in 1994 before moving to Class A High Desert for two seasons ('95-'96)... Worked as the athletic trainer for Apopka (FL) HS prior to joining the Orioles... Is certified by the National Athletic Trainers' Association (NATA) and has been certified in Active Release Techniques... Is a member of Professional Baseball Athletic Trainers Society, the American College of Sports Medicine and the National Strength and Conditioning Association... Was named the 1995 California League Trainer of the Year and the 1998 Carolina League Trainer of the Year.

PERSONAL: Married to the former Marci Miller (11/10/00)... The Walkers have a son, Dylan (5)... Received his BS in Physiology of Exercise and Rehabilitation from Missouri State University... Served in the HealthSouth Sports Medicine and Rehabilitation Center's Athletic Training Program upon graduation... Worked as an athletic trainer at Goucher College in Towson for two off-seasons, 1999-2000.

TRAINING CAREER

1994	Trainer, Bluefield Orioles, Appalachian League, R (Orioles)
1995-96	Trainer, High Desert Mavericks, California League, A (Orioles)
1997-99	Trainer, Frederick Keys, Carolina League, A (Orioles)
2000	Trainer, Bowie Baysox, Eastern League, AA (Orioles)
2001-02	Trainer, Rochester Red Wings, International League, AAA (Orioles)
2003-	Minor League Medical Coordinator (Orioles)

RYAN DRISCOLL—MINOR LEAGUE STRENGTH AND CONDITIONING COORDINATOR

Born: September 29, 1983, Wilmington, DE

Resides: Sarasota, FL

NOTES: Ryan enters his fifth year in the Orioles organization and fourth as the Orioles' minor league strength and conditioning coordinator... Ryan served as the strength and conditioning coach for Triple-A Norfolk in 2009 after serving as an intern in the Philadelphia Phillies organization in 2008, where he was the conditioning coach of the Triple-A Lehigh Valley IronPigs.

PERSONAL: Ryan graduated from St. Mark's HS in Wilmington, DE and received his B.S. in Athletic Training from Springfield College in 2007. In 2009 Ryan earned an M.S. in Exercise Science from California University of Pennsylvania.

STRENGTH AND CONDITIONING CAREER

2008	Conditioning Coach, Lehigh Valley IronPigs, International League, AAA (Phillies)
2009	Strength and Conditioning Coach, Norfolk Tides, International League, AAA (Orioles)
2010-	Minor League Strength and Conditioning Coordinator, Baltimore Orioles

JAKE PARKER – MINOR LEAGUE EQUIPMENT MANAGER

Born: July 16th, 1980, Tacoma, WA

Resides: Sarasota, FL

NOTES: Jake enters his fourth year as the Orioles minor league equipment manager and his ninth in the organization. Prior to joining the Orioles, he spent five seasons between the home and visiting clubhouses for the Mariners' Triple-A team in Tacoma, Washington.

PERSONAL: Graduated from Bellarmine Prep HS in Tacoma, WA and received his BA in Health and Physical Education from Pacific Lutheran University in 2005.

EQUIPMENT AND CLUBHOUSE CAREER

1999-2001	Assistant Clubhouse Manager, Tacoma Rainiers, Pacific Coast League, AAA (Mariners)
2002-03	Visiting Clubhouse Manager, Tacoma Rainiers, Pacific Coast League, AAA (Mariners)
2004-09	Clubhouse Manager, Aberdeen Ironbirds, New York Penn League, SS (Orioles)
2005-09	Clubhouse Manager, Minor League Complex, Sarasota, (Orioles)
2010-	Minor League Equipment Manager, Baltimore Orioles

RIPKEN SR. AWARD PRESENTED

Director of Pitching Development **RICK PETERSON** was the winner of the 2012 Cal Ripken Sr. Player Development Award, presented to a minor league staff member who exemplifies the qualities of the late Oriole who is regarded as the architect of "The Oriole Way". Peterson completed his first season with the Orioles in a new position working with Orioles' minor league pitchers to help maintain consistency in their deliveries and routines, using the ASMI Biomechanical Pitching Analysis with the Orioles, which employs precise measurements to aid pitchers in refining their deliveries.

FRONT
OFFICE

ORIOLES
REACH

MANAGER &
COACHES

2013
ORIOLES

2012
IN REVIEW

OPPONENTS

MINOR
LEAGUES

RECORDS &
HISTORY

ORIOLE PARK

MEDIA



BALTIMORE ORIOLES



NORFOLK TIDES

International League (AAA)
Harbor Park
150 Park Avenue
Norfolk, VA 23510
(757) 622-2222
www.norfolktides.com

OFFICIALS

Joe Gregory- General Manager
Ian Locke- Media Relations
Ron Johnson- Manager
Mike Griffin- Pitching Coach
Denny Walling- Hitting Coach
Jose Hernandez- Coach
Mark Shires- Athletic Trainer

2013 NORFOLK TIDES SCHEDULE

April 4-7 vs. Durham
April 8-10 vs. Charlotte
April 11-12 @ Durham
April 13-14 vs. Gwinnett
April 15-18 @ Gwinnett
April 19-21 @ Durham
April 23-26 @ Charlotte
April 27-30 vs. Toledo
May 2-5 vs. Syracuse
May 6-9 @ Buffalo
May 10-13 @ Syracuse
May 14-17 vs. Lehigh Valley
May 18-19 @ Durham
May 21-22 vs. Durham
May 23-26 @ Lehigh Valley

May 27-30 vs. Scranton/Wilkes-Barre
May 31-June 3 vs. Buffalo
June 4-7 @ Louisville
June 8-11 @ Indianapolis
June 13-16 vs. Louisville
June 17-20 vs. Indianapolis
June 21-23 @ Scranton/Wilkes-Barre
June 25-28 vs. Columbus
June 29-July 3 vs. Gwinnett
July 4-5 @ Durham
July 6-7 @ Charlotte
July 8-11 @ Gwinnett
July 12-14 vs. Charlotte
July 15-17 All Star Break
July 18-19 @ Charlotte

July 20-21 vs. Charlotte
July 22-25 vs. Pawtucket
July 26-29 @ Rochester
July 30 – August 2 @ Pawtucket
August 3-8 vs. Gwinnett
August 9-12 vs. Rochester
August 13-16 @ Toledo
August 17-20 @ Columbus
August 22-23 vs. Durham
August 24-25 @ Durham
August 26-27 @ Gwinnett
August 28-30 @ Charlotte
August 31-September 2 vs. Durham

2012 SEASON SUMMARY

SUMMARY: The Tides went 74-40 on the year, finishing second in the south division, nine games behind Charlotte...The Tides made 230 roster moves and used an International League record 75 different players (old record was 74 by Louisville in 2005)...The Tides used 25 different starting pitchers to tie an IL record and had 15 different pitchers save a game...Only two players were on the active roster all season (OF Jamie Hoffman and RHP Oscar Villarreal) and the Tides' 74 wins were their most since becoming an Orioles affiliate in 2007.

PLAYER HIGHLIGHTS: **Ryan Adams** tied for 3rd on the club with 18 doubles despite appearing in just 65 games...22 of his 52 hits went for extra bases (18 doubles, four home runs)...Suffered a broken right thumb on May 12, causing him to spend May 13 – July 22 on the disabled list...Hit safely in a season-high nine straight games from August 5-18...**Xavier Avery** led Norfolk in runs (57), stolen bases (22) and triples (5) while ranking among team leaders in walks (2nd, 51) and hits (4th, 92)...His 22 stolen bases ranked 4th among all Orioles minor leaguers...His nine home runs (eight with Norfolk, one with Baltimore) were a career high...Season-high eight-game hitting streak from April 15-24...Belted his first Triple-A home run April 11 vs. Gwinnett...Had seven multi-hit games over an 11-game stretch from May 4 to June 1 (spanned his first promotion to Baltimore)...Had a season-high four hits, July 23 at Syracuse...Led Norfolk with seven outfield assists...**Blake Davis** led International League shortstops with a .985 fielding percentage, as he made six errors in 394 total chances...Tied Norfolk's franchise record with two triples, May 10 at Louisville...Named IL Batter of the Week for the week of August 6-12...**Luis Exposito** was on disabled list with broken hamate bone in left hand, June 5-July 12...Hit all six of his home runs after the All-Star break...Hit walk-off home runs on July 30 vs. Durham (solo homer, 12th inning) and August 17 vs. Gwinnett (solo homer, 10th inning)...Homered in back-to-back games, August 16 & 17 vs. Gwinnett...**Lew Ford** went 5-for-6 May 29 at Pawtucket...Average never dropped below .318, as he collected 23 multi-hit contests over his 62 games with Norfolk...Registered 28 extra-base hits (14 doubles, 11 home runs, three triples) in 62 games...Had a season-high 10-game hitting streak from July 14-22...Homered in back-to-back games May 30-31 at Pawtucket and July 5-6 at Durham and Charlotte...**Bill Hall** led Norfolk with 15 home runs while ranking second on the club with 45 runs batted in...His 141 strikeouts ranked 2nd in the International League...Hit safely in a season-high nine-straight games, April 28 to May 6...Homered in back-to-back games, June 12 at Buffalo and June 14 vs. Toledo...**L.J. Hoes** finished 32 plate appearances shy of qualifying among the International League leaders, where his .300 average would have ranked 7th in the league...His .287 average between AA/AAA ranked 4th among Orioles' minor leaguers...Ranked 5th among O's farmhands with 20 stolen bases...Had a 20-game hitting streak from June 18 to July 12, over which he batted .447 (34-for-77) with a home run, 12 RBI and 18 runs scored...The streak was tied for the 2nd-longest in the IL in 2012 and was the 4th-longest in Tides franchise history...When he was first promoted to Norfolk on June 1, he was the youngest position player in the International League...Despite playing in only 82 games, ranked among team leaders in hits (2nd, 95), runs (T-2nd, 54), stolen bases (3rd, 8) and walks

MINOR LEAGUES



(4th, 34)...**Jamie Hoffmann** Ranked among team leaders in walks (1st, 54), games (2nd, 110), doubles (2nd, 19), at-bats (3rd, 366), home runs (T-3rd, 11)...Hit safely in 17 straight home games from April 15 to May 20...Reached base safely in 21 straight games from April 18 to May 12...**Joe Mahoney** led club in games (132), hits (130), RBI (56), doubles (29), multi-hit games (29) and total bases (191)...Led IL first baseman with a .998 fielding percentage (2 E in 1,168 TC)...Had season-high eight-game hitting streak from April 19-29...**Nate McLouth** had 33 RBI in 47 games with Norfolk...Named IL Batter of the Week on July 9...Belted a three-run homer in his first game with Norfolk, June 8 at Rochester...Hit a walk-off, solo home run in the bottom of the 9th inning in Norfolk's 5-4 win over Syracuse, July 2...Homered in back-to-back games three times in a 12-game stretch from July 2-16...**Jai Miller** 19 of his 35 hits went for extra bases (10 doubles, eight home runs, one triple)...Drove in a Tides' season-high five runs, April 11 vs. Gwinnett...Homered in three straight games, May 28-30 at Pawtucket...When he made contact, he hit .417 (35-for-84)...**Ronny Paulino** hit safely in 14 straight games from May 14 to July 29...**Chris Robinson** threw out 42.3 % of attempted basestealers (11-for-26)...**Steve Tolleson** hit safely in 13 of 14 games with an at-bat from April 30 to July 29, as he batted .415 (22-for-53)...Belted his only homer of the season in Norfolk's first game, April 6 at Charlotte...**Brandon Waring** led Orioles minor leaguers with 24 home runs and ranked 4th among O's farmhands with 63 RBI...Reached 20-homer plateau for 6th straight year...Homered in back-to-back games three times...Ranked 2nd on the Tides with 13 home runs despite appearing in only 66 games...**Jake Arrieta** allowed three earned runs or fewer in eight of his 10 outings...**Brad Bergesen** started on Opening Night at Charlotte, becoming the 6th pitcher to start two Opening Nights for the Tides...Earned his first professional save (in 195 career appearances) on June 9 @ Buffalo...**Jason Berken** led the Tides in starts (26), innings (144.0) and strikeouts (98)...His 3.50 ERA ranked 10th in the International League and was 3rd among Orioles minor leaguers...Tied for 5th among O's farmhands with 98 strikeouts...Selected to represent the International League in the Triple-A All-Star game but did not pitch...His 26 starts tied for the most by any Tides pitcher since the Tides became an Orioles affiliate in 2007, matching the 26 starts by **David Pauley** (2009) and **Rick VandenHurk** (2011)...Allowed three earned runs or fewer in 21 of his 26 starts...**Zach Britton** held IL left-handed batters to a .171 average (7-for-41) with one extra-base hit...**Greg Burke** between AA/AAA, ranked 2nd among Orioles minor leaguers with 17 saves...Held IL batters to a .195 average (25-for-128), as he registered more strikeouts (30) than hits allowed (25) in 35.1 innings...**Zach Clark** his 15 wins between Bowie and Norfolk led all Orioles minor leaguers and were tied for the 3rd-most among all minor league pitchers...Only Class-A Modesto's **Christian Bergman** (16 wins) and Triple-A Columbus' **T.J. McFarland** (16 wins) registered more victories than Clark...His 2.79 ERA between Bowie and Norfolk led all O's farmhands...Tossed his first career nine-inning complete game August 31 vs. Gwinnett...**Dana Eveland** Allowed three earned runs or fewer in 12 of his 14 starts...**Miguel Gonzalez** held International League batters to a .143 average (22-for-154) while striking out 53 and walking 10 in 44.2 innings...**Steve Johnson** posted a 2.86 ERA in 19 games (14 starts), holding IL batters to a .202 average...Finished approximately 14 innings shy of qualifying among the IL leaders, where his 2.86 ERA would have ranked 5th in the league...Tossed his first career complete game on May 14 at Indianapolis...**Brian Matusz** tossed a four-hit shutout in his season debut with Norfolk, July 6 at Charlotte...Made the first relief appearance of his career on August 15 vs. Gwinnett, earning his first professional save...**Pat Neshek** led the Tides with 11 saves and tied for the 4th-most among Orioles minor leaguers...From June 2 to July 23, posted 16 consecutive scoreless appearances while going 7-for-7 in save opportunities...Over that span, he held opposing batters to a .097 average (6-for-62) over 19.0 innings...**Zach Phillips** appeared in a team-high 42 games, going 2-2 with seven saves and a 3.17 ERA...Ranked 2nd on the club with seven saves in 12 opportunities...Yielded just one home run...**Miguel Socolovich** represented the Tides and the IL in the Triple-A All-Star Game, held July 11 at Buffalo and worked a scoreless inning...**Chris Tillman** despite not appearing in a game for Norfolk after June 27, he ranked among team leaders in wins (1st, 8), strikeouts (2nd, 92), and innings pitched (3rd, 89.1)...Ranked among IL leaders in June in wins (T-1st, 4), strikeouts (T-2nd, 34) and ERA (13th, 2.51)...Led all O's farmhands with 92 strikeouts at the time of his promotion to Baltimore...Since the Tides became an Orioles affiliate in 2007, he ranks among Tides' leaders in strikeouts (1st, 339), starts (1st, 69), shutouts (T-1st, 2), losses (1st, 27), wins (2nd, 30), innings pitched (2nd, 383.2), walks (2nd, 124) and hits allowed (2nd, 367)...Ranks among Tides franchise leaders in strikeouts (5th, 339), wins (T-9th, 30), losses (T-9th, 27), and games started (10th, 69).

2012 NORFOLK TIDES STATISTICS

BATTERS	AVG	G	AB	R	H	2B	3B	HR	RBI	BB	IBB	SO	SB	CS	OBP	SLG	OPS	SF	SAC	HBP	DP
Adams, Ryan	.224	65	232	26	52	18	0	4	20	27	1	60	2	2	.312	.353	.665	1	1	3	11
Andino, Robert	.333	2	9	1	3	0	0	0	2	1	0	1	0	0	.400	.333	.733	0	0	0	0
Antonelli, Matt	.204	29	93	11	19	4	0	1	7	19	0	23	1	2	.357	.280	.636	0	1	3	3
Avery, Xavier	.236	102	390	57	92	13	5	8	34	51	0	106	22	7	.330	.356	.686	3	9	5	4
Barfield, Josh	.000	4	8	0	0	0	0	0	0	1	0	3	0	0	.111	.000	.111	0	0	0	0
Beerer, Scott	.215	18	65	6	14	2	1	0	7	2	0	5	0	0	.250	.277	.527	0	0	1	3
Bell, Josh	.094	9	32	2	3	2	0	1	3	7	1	8	0	1	.256	.25	.506	0	0	0	0
Britton, Buck	.100	3	10	0	1	0	0	0	0	0	0	3	0	0	.100	.100	.200	0	0	0	0
Chavez, Endy	.149	15	47	2	7	3	0	0	4	2	0	6	0	0	.192	.213	.405	2	1	1	1
Davis, Blake	.251	108	355	33	89	17	4	3	38	25	1	61	6	0	.299	.346	.646	3	6	1	1
de San Miguel, Allan	.000	1	3	0	0	0	0	0	0	0	0	1	0	0	.000	.000	.000	0	0	0	0
Exposito, Luis	.265	58	215	27	57	13	1	6	24	19	0	37	0	2	.323	.419	.742	1	0	0	15
Flaherty, Ryan	.289	9	38	5	11	1	1	2	3	2	0	9	0	0	.341	.526	.868	0	0	1	1



BALTIMORE ORIOLES

BATTERS	AVG	G	AB	R	H	2B	3B	HR	RBI	BB	IBB	SO	SB	CS	OBP	SLG	OPS	SF	SAC	HBP	DP
Ford, Lew	.331	62	242	35	80	14	3	11	40	23	2	43	8	2	.390	.550	.939	1	0	1	8
Hall, Bill	.246	90	342	38	84	18	0	15	45	26	0	141	2	1	.300	.430	.730	1	0	1	9
Hester, John	.265	10	34	7	9	4	0	1	1	3	0	8	0	0	.342	.471	.813	0	0	1	1
Hoes, L.J.	.300	82	317	54	95	14	4	3	38	34	0	43	8	7	.374	.397	.771	1	1	4	11
Hoffmann, Jamie	.254	110	366	49	93	19	2	11	44	54	2	74	9	2	.347	.407	.754	6	0	1	8
Joseph, Caleb	.206	22	68	6	14	4	1	0	7	8	0	10	0	0	.289	.294	.584	0	0	0	2
Kelly, Ty	.278	11	36	3	10	1	0	1	2	4	0	3	1	0	.350	.389	.739	0	0	0	0
Mahoney, Joe	.265	132	491	54	130	29	1	10	56	35	6	95	4	2	.319	.389	.708	4	0	6	8
McLouth, Nate	.244	47	180	29	44	5	2	10	33	18	0	26	5	0	.325	.461	.786	3	3	5	4
Miller, Jai	.196	53	179	20	35	10	1	8	21	27	2	95	3	1	.308	.397	.705	2	0	3	0
Paulino, Ronny	.287	40	150	13	43	9	1	1	15	13	0	25	0	0	.341	.380	.721	1	0	0	7
Richardson, Antaoan	.160	9	25	4	4	0	0	0	0	7	0	6	1	0	.344	.160	.504	0	2	0	0
Roberts, Brian	.238	5	21	2	5	2	0	0	1	2	0	4	0	0	.304	.333	.638	0	0	0	0
Robinson, Chris	.232	52	177	18	41	10	2	0	18	15	0	27	0	2	.298	.311	.609	3	0	3	8
Rojas, Carlos R	.208	39	106	8	22	2	0	0	7	9	0	20	0	0	.270	.226	.496	0	2	0	5
Starr, Sammie	.000	1	4	0	0	0	0	0	0	0	0	0	2	0	.000	.000	.000	0	0	0	0
Stevens, Bobby	.111	3	9	0	1	1	0	0	0	0	0	1	0	0	.200	.222	.422	0	0	1	0
Tejada, Miguel	.259	36	135	10	35	5	0	0	18	11	3	16	1	0	.325	.296	.621	2	0	3	7
Thomas, Scott	.143	5	14	2	2	0	0	0	0	0	0	5	0	0	.143	.143	.286	0	0	0	1
Tolleson, Steve	.278	50	162	15	45	8	0	1	21	23	0	32	3	2	.358	.346	.704	5	3	0	5
Waring, Brandon	.248	66	234	44	58	12	0	13	33	23	1	86	0	1	.337	.466	.803	3	0	10	0
Wheeler, Zelous	.231	14	52	6	12	2	0	1	3	5	1	8	0	1	.310	.327	.637	0	1	1	3
TEAM TOTAL	.250	144	4831	586	1208	240	29	111	544	495	20	1091	76	35	.324	.381	.705	42	30	55	126

PITCHERS	W	L	ERA	G	GS	CG	SHO	SV	SVO	IP	H	R	ER	HR	HB	BB	IBB	SO	BK	WP
Arrieta, Jake	5	4	4.02	10	10	1	1	0	0	56.0	46	25	25	3	4	28	0	54	0	4
Bascom, Timothy	0	0	3.68	4	2	0	0	0	0	14.2	8	6	6	1	0	11	0	12	0	0
Beaulac, Eric	1	0	0.00	3	1	0	0	0	0	5.1	2	1	0	0	0	6	0	1	0	0
Bergesen, Brad	4	3	4.03	22	10	0	0	1	2	80.1	90	42	36	10	2	23	1	41	0	1
Berken, Jason	5	6	3.50	26	26	1	0	0	0	144.0	160	73	56	10	5	39	0	98	1	15
Bischoff, Matthew	0	1	6.00	1	1	0	0	0	0	3.0	4	3	2	0	0	1	0	2	0	1
Britton, Zach	4	2	4.91	9	9	0	0	0	0	51.1	49	29	28	5	0	20	0	37	0	7
Burke, Greg	2	1	1.53	21	0	0	0	3	5	35.1	25	8	6	1	1	11	1	30	0	2
Clark, Zach	5	2	1.75	8	7	1	1	0	0	46.1	38	10	9	1	4	16	0	32	0	2
de San Miguel, Allan	0	1	***	1	0	0	0	0	0	0.0	2	1	1	0	0	2	0	0	0	0
Egan, Pat	1	1	1.65	8	0	0	0	0	0	16.1	9	3	3	0	0	1	0	12	0	1
Eveland, Dana	5	5	2.79	14	14	0	0	0	0	84.0	82	32	26	4	5	28	0	55	0	4
Eyre, Willie	1	3	7.92	21	0	0	0	0	0	25.0	33	22	22	2	1	15	4	20	0	3
Fowler, Zach	2	0	4.50	3	0	0	0	0	0	8.0	9	4	4	0	0	4	1	5	0	0
Gamboa, Eddie	1	1	7.02	4	3	0	0	0	0	16.2	20	13	13	4	0	5	0	9	0	0
George, Chris	0	1	11.25	4	1	0	0	0	1	8.0	13	10	10	2	0	5	1	5	0	1
Gleason, Sean	0	0	7.20	3	0	0	0	0	0	5.0	9	6	4	1	0	3	0	3	0	1
Gonzalez, Miguel	3	2	1.61	14	6	0	0	1	1	44.2	22	12	8	1	0	10	0	53	0	1
Hunter, Tommy	2	1	4.66	3	3	1	0	0	0	19.1	20	10	10	2	0	5	0	14	0	0
Johnson, Steve	4	8	2.86	19	14	1	0	0	0	91.1	66	38	29	7	6	31	0	86	0	3
Link, Jon	1	2	3.48	18	0	0	0	3	4	20.2	23	12	8	2	0	7	0	16	0	2
Loomis, Andy	0	0	2.79	6	0	0	0	0	0	9.2	15	4	3	0	0	2	0	8	1	1
Matusz, Brian	2	1	4.21	10	6	1	1	1	2	47.00	43	24	22	2	0	15	0	32	1	4
McCurry, Cole	0	0	3.18	2	0	0	0	1	1	5.2	6	2	2	0	0	2	0	6	0	0
Moyer, Jamie	1	1	1.69	3	3	0	0	0	0	16.0	11	4	3	1	1	0	0	16	0	0
Neshek, Pat	3	2	2.66	35	0	0	0	11	14	44.0	42	13	13	1	1	7	1	49	0	2
Newby, Kyle	0	0	0.00	1	0	0	0	1	1	1.0	1	0	0	0	0	1	0	0	0	0
Petersime, Zach	0	3	3.86	5	3	0	0	0	0	16.1	16	8	7	2	0	6	0	13	0	1
Phillips, Zach	2	2	3.17	42	0	0	0	7	12	54.0	56	22	19	1	2	22	4	45	0	2
Pineiro, Joel	1	0	3.65	2	2	0	0	0	0	12.1	10	5	5	0	1	0	0	9	0	0
Pomeranz, Stuart	0	0	0.00	5	0	0	0	2	2	10.0	2	0	0	0	0	2	0	15	0	1
Rojas, Carlos R	0	1	4.50	3	0	0	0	1	1	4.0	4	2	2	1	1	1	0	0	0	1
Romero, J.C.	1	0	2.51	17	1	0	0	2	2	14.1	10	4	4	0	1	5	0	13	0	1
Rundles, Rich	1	0	2.03	4	1	0	0	0	0	13.1	6	5	3	0	4	5	0	13	0	1
Socolovich, Miguel	4	0	1.90	28	0	0	0	2	2	52	33	13	11	4	3	14	0	52	0	1
Tillman, Chris	8	8	3.63	16	15	1	0	0	0	89.1	85	36	36	5	3	30	0	92	0	1
Tolleson, Steve	0	0	0.00	1	0	0	0	0	0	1.0	1	1	0	0	0	0	0	0	0	0
Villarreal, Oscar	3	4	2.88	37	2	0	0	1	3	68.2	62	30	22	1	4	27	2	49	2	8

MINOR LEAGUES



PITCHERS	W	L	ERA	G	GS	CG	SHO	SV	SVO	IP	H	R	ER	HR	HB	BB	IBB	SO	BK	WP
Viola, Pedro	0	0	7.80	11	0	0	0	0	1	15.0	14	14	13	4	0	15	1	17	2	3
Wada, Tsuyoshi	0	1	20.25	1	1	0	0	0	0	2.2	6	6	6	1	0	4	0	1	0	0
Walters, David	0	0	11.57	1	0	0	0	0	0	2.1	3	3	3	1	0	1	0	1	0	0
Willis, Dontrelle	0	3	8.53	4	1	0	0	0	0	6.1	10	8	6	0	0	4	0	4	0	0
Zagone, Richard	2	0	0.00	4	2	0	0	1	1	20.1	9	0	0	0	1	7	0	16	0	1
TEAM TOTAL	74	70	3.41	144	144	7	11	38	55	1280.2	1175	564	485	80	50	441	16	1036	7	76

NORFOLK COACHING STAFF

RON JOHNSON—MANAGER

Born: March 23, 1956 in Long Beach, CA **Resides:** Orlando, FL

NOTES: Is in his second season in the Orioles organization as the manager of the Tides...Had spent the previous 12 seasons in the Red Sox organization including the 2010-2011 seasons as the first base coach for Boston...The 2013 season will be his 20th season as a minor league manager (1992-2009, 2012-current)...Enters 2013 with a 1,335-1,332 career record as a minor league manager...Was named the Red Sox organization's Unsung Hero by the Boston chapter of the BBWAA...Has managed four minor league clubs into the postseason: Pawtucket (2008), Omaha (1999), Wichita (1995) and Baseball City (1992)...Was the 1995 Texas League Manager of the Year...Managed Boston's Triple-A Pawtucket affiliate from 2005-09 and their Double-A affiliates in Trenton (2002) and Portland (2003-04)...Managed Class-A Sarasota for two years (2000-01)...Began his coaching career in the Royals organization, serving 14 seasons from 1986-99...Was a coach at Class-A Fort Myers in 1986-87 and Baseball City from 1988-91...Was a manager for eight seasons in the Royals system at Baseball City (1992), Class-A Wilmington (1993), Double-A Memphis (1994), Double-A Wichita (1995-97) and Triple-A Omaha (1998-99)...Compiled a 586-521 record managing in the Royals system...Was selected in the 24th round by Kansas City in the 1978 June Draft...Made his major league debut for the Royals on September 12, 1982 against Minnesota...Collected his first major league hit September 25, 1982 at Oakland with a double off Tom Underwood...Appeared in 22 major league games (16 at first base, two at catcher and one in right field) over three seasons with the Royals (1982-83) and Expos (1984)...Was a 1979 Florida State League All-Star as he was third in the league with a .307 average.

PERSONAL: Ron, and his wife, Daphne, have five children – Savannah, Christopher, Christian, Cheyanne and Bridget...Christopher was selected in the fourth round of the 2006 First-Year Player Draft out of Stetson and saw time in the majors with Houston from 2009-2012 and with Arizona in 2012 after being traded for INF Bobby Borcherding and OF Marc Krauss on July 27...Was a first-team All-American in 1978 as a first baseman at Fresno State University...Turned down football scholarships to UCLA and Fresno State...Attended Garden Grove (CA) High School, where he played baseball and football.

COACHING CAREER

1986-87	Coach, Fort Myers (Co-Op), Florida State League, A (Royals)
1988-91	Coach, Baseball City Royals, Florida State League, A (Royals)
2010-11	First base coach, Boston Red Sox

MANAGERIAL CAREER

Year	Class	Club	League	W-L	Pct
1992	A	Baseball City	Florida State	71-60	.542
1993	A	Wilmington	Carolina	74-65	.532
1994	AA	Memphis	Southern	75-62	.547
1995	AA	Wichita	Texas	72-64	.529
1996	AA	Wichita	Texas	70-70	.500
1997	AA	Wichita	Texas	64-76	.457
1998	AAA	Omaha	Pacific Coast	79-64	.552
1999	AAA	Omaha	Pacific Coast	81-60	.574
2000	A	Sarasota	Florida State	60-79	.432
2001	A	Sarasota	Florida State	54-83	.394
2002	AA	Trenton	Eastern	63-77	.450
2003	AA	Portland	Eastern	72-70	.507
2004	AA	Portland	Eastern	69-73	.486
2005	AAA	Pawtucket	International	75-69	.521
2006	AAA	Pawtucket	International	69-75	.479
2007	AAA	Pawtucket	International	67-75	.472
2008	AAA	Pawtucket	International	85-58	.594
2009	AAA	Pawtucket	International	61-82	.427
2012	AAA	Norfolk	International	74-70	.514
CAREER TOTALS (19 years)				1,335-1,332	.501



BALTIMORE ORIOLES

MIKE GRIFFIN—PITCHING COACH

Born: June 26, 1957, Colusa, California **Resides:** Hawthorne, NJ

NOTES: Mike enters his fifth season as Norfolk's pitching coach after spending 2008 as the pitching coach at Double-A Bowie... Was the recipient of the Cal Ripken Sr. Player Development Award in 2010 and 2011...Prior to joining the Orioles in 2008, Griffin spent nine years as a coach in the Boston Red Sox organization...Spent 2003-2007 as the pitching coach for Triple-A Pawtucket...Was the pitching coach for the International League in the 2004 All-Star Game and the PawSox won the North Division Championship in 2003...Prior to that, Mike was the AA Trenton pitching coach from 1999-2002...In his first year with Trenton, Griffin oversaw the Eastern League North Division champions pitching staff, who led the EL with 17 shutouts...Was named the American League pitching coach in the AA All-Star Game in 1999...Previous to Trenton, Griffin served as pitching coach in the Reds system from 1990-'95 and served as the Reds' minor league pitching coordinator from 1996-'98...As pitching coach, 4 of his teams won their league championship: Charleston (A) 1990, Chattanooga (AA) 1992 and Indianapolis (AAA) 1994 and 1995...Pitched 14 years of pro ball, including major league stops with the Yankees (1979-'81), Cubs (1981), Padres (1982), Orioles (1987) and Reds (1989)...Appeared in 23 games for the Orioles in 1987 and went 3-5 with one save and a 4.36 ERA as a starter and reliever.

PERSONAL: Graduated from Woodland (CA) High School and was drafted by Texas in the 3rd round of the 1976 amateur draft... In 1977, went 17-9 with 19 complete games and 201 strikeouts in 209 innings for Asheville (A) to earn Western Carolina League's Pitcher of the Year honors...Three years later he won the James P. Dawson Award as the Yankees top rookie in spring training... Mike and wife, Denise, live in Hawthorne, NJ with daughter, Kimberly (25), and son, Brad (15).

COACHING CAREER

1990	Pitching Coach, Charleston Wheelers, South Atlantic League, A (Reds)
1991-92	Pitching Coach, Chattanooga Lookouts, Southern League, AA (Reds)
1993-95	Pitching Coach, Indianapolis Indians, American Association, AAA (Reds)
1996-98	Minor League Pitching Coordinator, Cincinnati Reds
1999-2002	Pitching Coach, Trenton Thunder, Eastern League, AA (Red Sox)
2003-07	Pitching Coach, Pawtucket Red Sox, International League, AAA (Red Sox)
2008	Pitching Coach, Bowie Baysox, Eastern League, AA (Orioles)
2009-	Pitching Coach, Norfolk Tides, International League, AAA (Orioles)

DENNY WALLING—HITTING COACH

Born: April 17, 1954, Neptune, NJ **Resides:** Waynesboro, VA

NOTES: Returns for a second year as the Tides' hitting coach after spending seven seasons as minor league roving hitting instructor from 2005-11...Prior to returning to the Orioles, served as batting coach for the New York Mets, 2003-2004...Is in his third stint in the Orioles' organization...Was the club's minor league roving instructor, 1999-2001, and switched to minor league hitting instructor in 2002...Also served as the minor league hitting instructor for the Orioles in 1995 before going to the Oakland Athletics as their batting coach, 1996-1998...Began coaching in 1994 for the Gulf Coast League Cubs following an 18-year playing career...Was selected as an outfielder by the Oakland A's in the first round of the secondary phase of the 1975 draft out of Clemson University...Went straight from college to the major leagues, where he went 1-for-8 in 6 games in 1975...Was traded to Houston in 1977 and spent the next 11 1/2 seasons with the Astros, batting .280 or better in six of those seasons...Delivered the game-winning hit in the 11th inning of Game 2 of the 1981 Divisional Series vs. Los Angeles...Best season came in 1986, when he batted .312 with 13 home runs and 58 RBI...Traded to St. Louis for Bob Forsch and played 2 1/2 seasons with the Cardinals... Had 11 pinch-hits each in '89 and '90...Spent the '91 season with the Rangers before finishing his career with the Astros in '92.

PERSONAL: Graduated from Howell (NJ) High School, where he earned three letters each in basketball and football and four in baseball...Was selected as first team JC All-American at Brookdale Community College (NJ) in 1974 and was named ACC Player of the Year in 1975 while at Clemson...He and his wife, Teresa, have four children: Heather (1/20/79), Kyle (11/24/80), Kurt (9/27/83) and Kara (3/16/86).

COACHING CAREER

1994	Coach, Gulf Coast League, R (Cubs)
1995	Minor League Hitting Instructor (Orioles)
1996-98	Hitting Coach, Oakland Athletics
1999-2001	Minor League Roving Instructor (Orioles)
2002	Minor League Hitting Instructor (Orioles)
2003-04	Hitting Coach, New York Mets
2005-11	Minor League Hitting Instructor (Orioles)
2012-	Hitting Coach, Norfolk Tides, International League, AAA (Orioles)

JOSE HERNANDEZ - FIELD COACH

Born: July 14, 1969, Rio Piedras, P.R. **Resides:** Dorado, Puerto Rico

NOTES: Is in his fourth year in the organization and first above the Class-A level...Spent one year each with Gulf Coast league, Delmarva and Frederick...Played in 1,587 major league games over a 15-year career from 1991-2006...Saw big league time with the Cubs, Brewers, Pirates, Indians, Rockies, Phillies, Braves, Dodgers and Rangers...Played every position in the big leagues

MINOR LEAGUES



except pitcher and catcher...Was a 2002 National League All-Star with Milwaukee as he batted .288 with 24 homers and 73 RBI in 152 games for the Brewers...Played in five postseason series in his career (1998 NLDS with Cubs, 1999 NLDS, NLCS and World Series with Braves and 2004 NLDS with the Dodgers)...Went 1-for-5 with a double in the 1999 World Series, which the Braves lost to the Yankees...His 168 career home runs are the 17th-most in baseball history by a Puerto Rican born player.

PERSONAL: Was signed by the Texas Rangers as an amateur free agent in 1987...Attended Maestro Ladi high school in Vega Alta, PR...Father in law is Orioles Gulf Coast League manager Orlando Gomez.

COACHING CAREER

2010	Field Coach, Gulf Coast League Orioles, Gulf Coast League, A (Orioles)
2011	Field Coach, Delmarva Shorebirds, South Atlantic League, A (Orioles)
2012	Field Coach, Frederick Keys, Carolina League, A (Orioles)
2013-	Field Coach, Norfolk Tides, International League, AAA (Orioles)

MARK SHIRES, A.T.C. —ATHLETIC TRAINER

Born: October 8, 1976, New Orleans, LA **Resides:** Columbia, SC

NOTES: Begins his 14th year as an athletic trainer in the Orioles' system and his seventh year at Norfolk...Was named the 2011 and 2009 International League Athletic Trainer of the Year...Has progressed up the organizational ladder, spending three years at Bowie ('04-'06) and three years at Frederick ('01-'03) after joining Delmarva in 2000...Interned for Gulf Coast and Instructional League in 1999...Also worked as an intern under former trainer Mitch Bibb at Bowie, 1996-1997...Is a member of the National Athletic Trainers Association and the Professional Baseball Athletic Trainers Society...Was named Carolina League Athletic Trainer of the Year in 2001 and 2003...Worked for Peoria of the Arizona Fall League in 2004.

PERSONAL: Graduated from Archbishop Spalding HS in Severn, MD...Received a degree in Athletic Training from West Chester University in 1998, where he was also a student trainer.

ATHLETIC TRAINING CAREER

2000	Trainer, Delmarva Shorebirds, South Atlantic League, A (Orioles)
2001-03	Trainer, Frederick Keys, Carolina League, A (Orioles)
2004-06	Trainer, Bowie Baysox, Eastern League, AA (Orioles)
2007-	Trainer, Norfolk Tides, International League, AAA (Orioles)

RYOSUKE NAITO—STRENGTH AND CONDITIONING COACH

Born: August 31, 1984 Osaka, Japan **Resides:** Springfield, MA

NOTES: Begins his third year in the Orioles organization and third with the Tides...Served as an intern at Athlete's Performance in Phoenix in 2010 after working as the strength and conditioning coach for the Double-A Midland Rock Hounds (Athletics) in 2009 and the Class-A Salem-Kaiser Volcanoes (Giants) in 2008...Also served as an intern in the Strength and Conditioning Department at Oregon State University from 2007-09, working with baseball, football and volleyball players.

PERSONAL: Received Exercise and Sports Science degree from Oregon State University and received his Master's Degree in Exercise Science and Sports Studies from Springfield College in Springfield, Massachusetts...Is certified by the National Strength and Conditioning Association.

STRENGTH AND CONDITIONING CAREER

2008	Strength and Conditioning Intern, Salem-Kaiser Volcanoes, Northwest League, Short-A (Giants)
2009	Strength and Conditioning Coach, Midland Rock Hounds, Texas League, AA (Athletics)
2011-	Strength and Conditioning Coach, Norfolk Tides, International League, AAA (Orioles)

ORIOLES EXPANSION LOSSES

With the addition of the Arizona Diamondbacks and the Tampa Bay Devil Rays in 1998, Major League Baseball underwent its fifth expansion draft after the 1997 season. Below is a breakdown of players lost by the Orioles in each of baseball's five expansion drafts:

December 1960 – The Los Angeles Angels selected RHP Dean Chance, RHP Ron Moeller and IF Don Ross, each for \$75,000. OF Albie Pearson was selected from the Rochester roster for \$25,000. The Washington Senators selected C Gene Green, IF Billy Klaus, OF Chuck Hinton and OF Gene Woodling, each for \$75,000. IF Leo Burke was selected from the Rochester roster for \$25,000.

October 1968 – The Kansas City Royals selected RHP Roger Nelson (1st overall), RHP Wally Bunker, RHP Moe Drabowsky and 1B Mike Fiore, each for \$175,000. The Seattle Pilots selected C Larry Haney and LHP John Morris, each for \$175,000.

November 1976 – The Toronto Blue Jays selected IF Bob Bailor (2nd overall), RHP Mike Darr and IF Mike Willis, each for \$175,000. The Seattle Mariners selected RHPs Dave Pagan and Bob Galasso, each for \$175,000.

November 1992 – The Florida Marlins selected RHP Kip Yaughn in the 1st round and RHP Richie Lewis in the 2nd round. The Colorado Rockies did not select any Orioles in the 3-round draft.

November 1997 – The Tampa Bay Devil Rays selected RHP Esteban Yan in the 1st round and IF Aaron Ledesma in the 3rd round. The Arizona Diamondbacks selected OF David Dellucci in the 2nd round.



BALTIMORE ORIOLES



BOWIE BAYSOX

Eastern League (AA)
Prince George's County Stadium
4101 Crain Hwy
Bowie, MD 20716
(301) 805-6000
www.baysox.com

OFFICIALS

Brian Shallcross- General Manager
Matt Wilson- Public Relations
Gary Kendall- Manager
Blaine Beatty- Pitching Coach
Einar Diaz- Coach
Aaron Scott- Athletic Trainer
Pat Armstrong- Strength and Conditioning

2013 BOWIE BAYSOX SCHEDULE

April 4-7 @ Harrisburg
April 8-10 @ Richmond
April 11-14 vs. Akron
April 15-17 vs. Erie
April 18-21 @ Akron
April 22-24 @ Erie
April 26-28 vs. Harrisburg
April 29-May 2 vs. Richmond
May 3-5 @ Akron
May 6-8 @ Richmond
May 9-12 vs. Erie
May 14-16 vs. New Britain
May 17-19 @ Trenton
May 20-23 @ Akron

May 24-27 vs. Trenton
May 28-30 vs. Reading
May 31-June 2 @ New Britain
June 4-6 @ Harrisburg
June 7-9 vs. New Britain
June 11-13 @ Reading
June 14-16 @ Binghamton
June 18-20 vs. Harrisburg
June 21-23 vs. Altoona
June 24-26 @ Richmond
June 27-30 vs. Harrisburg
July 1-3 vs. Akron
July 4-8 @ Harrisburg
July 9-10 All Star Break

July 11-14 vs. Richmond
July 15-17 @ Altoona
July 18-21 @ Richmond
July 22-24 vs. Akron
July 25-28 @ Erie
July 30-August 1 vs. New Hampshire
August 2-4 vs. Portland
August 6-8 @ New Hampshire
August 9-11 @ Portland
August 13-15 vs. Erie
August 16-18 vs. Richmond
August 19-21 @ Binghamton
August 22-25 vs. New Britain
August 26-29 vs. Binghamton
August 30-September 2 @ Erie

2012 SEASON SUMMARY

SUMMARY: The Baysox finished 78-64 and in second place in the Western Division...The Baysox lost their first round playoff series against Akron in five games.

PLAYER HIGHLIGHTS: **Robbie Widlansky** named EL Player of the Month in June as he had the highest batting average, on base percentage (.523), OPS (1.116) and the fifth-most RBI in the month...He reached base in every game during the month of June...Hit in 14 straight games June 3-21 and a 12-game hitting streak August 15-27...Led team and 3rd in EL in .AVG (.316) and RBI (83)...Led team and 2nd in EL in .OBP (.404)...Led team and 5th in EL in hits (148)...Led team and tied for 2nd in EL in doubles (35)...Led team and 4th in EL in walks (64)...Led team in runs scored (71) and extra base hits (44)...Career-high five RBI June 3...Career-high four runs scored April 11...**Manny Machado** hit for the cycle vs. Trenton August 4...**Buck Britton** posted a career-high five hits at Erie April 12 and drove in five runs August 17...**Ronnie Welty** drove in eight runs August 13 vs. Harrisburg to tie franchise record for RBI in a game...Had multi-homer games August 23 and August 27...**Antao Richardson** was second on team and fifth in EL in walks (61)...Led team in stolen bases (26)...Tied career-high with four runs scored August 17 and had an 11-game hitting streak June 9-21 and a 10-gamer July 15-August 1...His .414 OBP would have led EL, but he fell 17 PA short of qualifying...**Jonathan Schoop** led team in home runs (14)...Tied career-high with two homers June 24...Tied career-high with four RBI June 24 and July 13...**Zelous Wheeler** career-high two-homer game on May 18...**Caleb Joseph** tied career-high with two homers on July 22 and had a 12-game hitting streak August 16-September 3...**L.J. Hoes** had a 10-game hitting streak April 24-May 4...**Rhyme Hughes** drew a franchise record five walks July 13...**Zach Clark** led team and was sixth in EL in ERA (3.19)...Led Bowie in wins (10), IP (121.1) and starts at the time of his promotion to Norfolk (August 5)...Became winningest pitcher in Baysox history with 27 career wins from 2008-12...Had a seven-game winning streak June 13-July 31...**Kyler Newby** led team and was third in EL in saves (19)...Led team in games pitched (42) and games finished (30)...**Greg Burke** was second on team and tied for fifth in EL in saves (14)...**Jake Pettit** led team and was 2nd in EL in WHIP (1.12)...Had best winning percentage in EL (.786, 11-3)...Led team in wins (11) and innings pitched (123.2)...Tied team-high with nine strikeouts August 24 and August 31...**Robert Hinton** tied for third in EL and led team in holds (nine)...**Pedro Viola** had a 17-inning scoreless streak out of bullpen from May 5-June 17...**Tim Bascom** Led team in strikeouts (88) and tied for team lead in games started (21)...**Chris Petrini** worked a career-high 4.1 innings August 7 and struck out a career-high 8 batters April 7...**Rick Zagone** tied team-high with nine strikeouts August 4.

FRONT OFFICE
ORIOLES REACH
MANAGER & COACHES
2013 ORIOLES
IN REVIEW
2012
OPPONENTS
MINOR LEAGUES
RECORDS & HISTORY
ORIOLE PARK
MEDIA

MINOR LEAGUES



2012 BOWIE BAYSOX STATISTICS

BATTERS	AVG	G	AB	R	H	2B	3B	HR	RBI	BB	IBB	SO	SB	CS	OBP	SLG	OPS	SF	SAC	HBP	DP
Adair, Travis	.164	40	122	9	20	2	0	1	12	10	0	21	2	1	.226	.205	.430	1	2	0	1
Baez, Edgardo	.167	3	6	0	1	0	0	0	0	1	0	1	1	0	.286	.167	.452	0	0	0	0
Baker, Aaron	.429	2	7	1	3	1	0	0	4	2	0	2	0	0	.556	.571	1.127	0	0	0	0
Barfield, Josh	.267	80	285	41	76	19	1	1	30	23	1	30	17	6	.318	.351	.669	3	0	0	11
Betemit, Wilson	.250	2	8	1	2	0	0	1	4	0	0	1	0	0	.250	.625	.875	0	0	0	0
Britton, Buck	.294	99	377	54	111	23	1	9	54	37	2	60	5	5	.357	.432	.790	2	4	1	5
Bumbry, Steven	.170	29	88	6	15	4	0	1	6	10	0	23	1	1	.255	.250	.505	0	0	0	1
Chavez, Endy	.200	3	10	3	2	0	0	0	2	0	0	0	0	0	.333	.200	.533	0	0	0	0
de San Miguel, Allan	.225	31	111	13	25	8	1	4	18	15	0	33	1	0	.315	.423	.738	1	0	0	3
Flacco, Michael	.091	4	11	0	1	0	0	0	0	0	0	4	0	0	.091	.091	.182	0	0	0	0
Hoes, L.J.	.265	51	196	25	52	9	3	2	16	31	1	33	12	5	.368	.372	.741	0	1	1	9
Hughes, Rhyne	.278	75	266	50	74	19	1	13	51	41	0	74	4	1	.370	.504	.874	4	2	0	4
Joseph, Caleb	.272	80	279	38	76	17	1	12	48	29	1	60	2	0	.343	.470	.812	4	2	3	6
Kelly, Ty	.308	46	172	24	53	11	2	1	27	21	0	28	1	0	.384	.413	.797	3	1	2	8
Machado, Manny	.266	109	402	60	107	26	5	11	59	48	0	70	13	4	.352	.438	.789	2	1	6	15
Markakis, Nick	.300	3	10	4	3	1	0	2	4	2	0	2	0	0	.417	1.00	1.417	0	0	0	0
Miller, Jai	.195	44	133	12	26	5	0	4	17	18	0	64	2	1	.288	.323	.611	2	0	0	0
Reynolds, Mark	.143	2	7	0	1	0	0	0	0	2	0	4	0	0	.333	.143	.476	0	0	0	0
Richardson, Antaoan	.279	90	290	68	81	4	4	1	15	61	0	60	26	5	.415	.331	.746	1	8	7	5
Roberts, Brian	.250	7	16	4	4	3	0	1	3	4	0	3	0	0	.381	.625	1.006	1	0	0	1
Rojas, Carlos R	.296	9	27	2	8	1	0	0	2	2	0	6	0	1	.345	.333	.678	0	1	0	0
Rooney, Michael	.333	2	6	1	2	0	0	0	0	0	0	0	0	0	.333	.333	.667	0	0	0	0
Ruettiger, John	.240	9	25	2	6	0	0	0	1	4	0	3	2	0	.345	.240	.585	0	0	0	0
Schoop, Jonathan	.245	124	485	68	119	24	1	14	56	50	1	103	5	3	.324	.386	.710	5	6	9	12
Schutz, Kipp	.077	5	13	0	1	0	0	0	1	1	0	2	0	0	.143	.077	.220	0	0	0	0
Stevens, Bobby	.000	2	7	0	0	0	0	0	0	0	0	2	0	0	.000	.000	.000	0	0	0	0
Teagarden, Taylor	.286	3	7	1	2	1	0	0	0	3	0	3	0	0	.500	.429	.929	0	0	0	0
Thomas, Scott	.231	5	13	1	3	1	0	0	0	1	0	1	0	0	.286	.308	.593	0	0	0	1
Thomson, Tyler	.247	21	73	11	18	2	0	6	13	10	0	24	0	0	.337	.521	.858	0	0	0	1
Ward, Brian	.217	50	161	18	35	5	0	1	12	24	0	24	4	0	.324	.267	.592	1	2	2	6
Waring, Brandon	.276	52	185	38	51	16	1	11	30	27	0	56	2	0	.389	.551	.940	1	1	8	5
Welty, Ronnie	.286	37	140	23	40	11	2	8	30	3	0	38	1	1	.303	.564	.868	1	1	1	6
Wheeler, Zelous	.275	97	334	48	92	18	2	13	44	38	0	63	5	1	.363	.458	.821	4	3	10	15
Widlansky, Robbie	.316	128	469	71	148	35	1	8	83	64	5	74	11	3	.404	.446	.850	2	2	7	9
TEAM TOTAL	.265	142	4741	697	1258	266	26	125	640	584	11	972	117	38	.350	.412	.762	38	37	57	124

PITCHERS	W	L	ERA	G	GS	CG	SHO	SV	SVO	IP	H	R	ER	HR	HB	BB	IBB	SO	BK	WP
Bascom, Timothy	6	6	4.41	23	21	0	0	0	0	120.1	121	65	59	9	2	45	0	88	2	9
Belfiore, Michael	5	1	2.85	28	0	0	0	2	4	47.1	43	20	15	2	7	21	1	50	0	0
Berry, Ryan	0	0	0.00	1	0	0	0	0	0	3.0	1	0	0	0	1	0	0	1	0	0
Berry, Tim	0	1	37.8	1	1	0	0	0	0	1.2	7	9	7	0	1	2	0	4	0	1
Britton, Zach	1	0	0.75	2	2	0	0	0	0	12	8	4	1	0	1	3	0	11	0	2
Bundy, Bobby	2	11	6.25	17	17	0	0	0	0	80.2	98	66	56	7	8	35	0	64	1	8
Bundy, Dylan	2	0	3.24	3	3	0	0	0	0	16.2	14	7	6	1	0	8	0	13	0	1
Burke, Greg	1	0	1.53	23	0	0	0	14	16	29.1	21	6	5	0	1	4	1	20	0	0
Bywater, Matt	1	0	0.00	1	1	0	0	0	0	5.0	2	0	0	0	0	0	0	3	0	0
Clark, Zach	10	5	3.19	20	19	1	0	0	0	121.1	112	47	43	8	7	38	1	66	0	4
Drake, Oliver	1	1	1.50	3	3	0	0	0	0	18.0	8	4	3	1	1	4	0	15	0	0
Egan, Pat	3	0	1.60	31	0	0	0	2	3	50.2	50	13	9	1	2	12	0	41	0	1
Gamboa, Eddie	8	4	3.33	23	13	0	0	1	1	92	103	41	34	4	0	17	1	71	0	3
Gleason, Sean	2	1	5.97	17	4	0	0	1	2	37.2	50	31	25	5	2	12	0	30	0	3
Gurka, Jason	2	3	3.60	12	0	0	0	1	1	20.0	19	8	8	3	4	12	0	22	0	0
Hinton, Robert	1	1	3.34	41	1	0	0	1	1	59.1	61	28	22	4	2	14	0	60	0	1
Hunter, Tommy	1	0	0.00	2	1	1	1	1	1	10.0	3	0	0	0	0	1	0	6	0	0
Lindstrom, Matt	0	0	3.86	2	1	0	0	0	0	2.1	4	3	1	0	0	1	0	1	0	0
Loomis, Andy	0	1	5.63	10	1	0	0	1	1	16.0	20	13	10	3	3	3	0	16	0	2
McCurry, Cole	0	7	6.46	11	9	0	0	0	0	46.0	55	35	33	5	3	22	1	26	0	1
Newby, Kyle	5	4	2.44	42	0	0	0	19	20	55.1	38	18	15	1	0	21	1	74	0	4
Pelzer, Wynn	0	2	9.00	3	0	0	0	0	0	3.0	4	3	3	0	0	2	0	4	0	0
Petrini, Chris	6	3	2.62	24	0	0	0	1	1	68.2	59	24	20	1	5	22	0	67	0	3
Pettit, Jacob	11	3	3.86	24	21	0	0	0	0	123.2	114	57	53	16	8	24	1	86	0	3
Pomeranz, Stuart	0	0	0.00	5	0	0	0	1	1	13.1	7	2	0	0	0	1	0	20	0	0
Schrader, Clay	1	0	2.74	19	0	0	0	1	1	23.0	15	7	7	1	1	24	0	17	0	4
Tillman, Chris	0	1	8.10	1	1	0	0	0	0	3.1	4	3	3	0	0	2	0	2	0	1
Viola, Pedro	0	2	3.34	25	0	0	0	4	6	32.1	23	12	12	3	1	8	0	50	0	4
Wolf, Ross	0	0	6.75	7	0	0	0	1	1	8.0	12	6	6	2	1	2	0	7	0	0
Wright, Mike	5	3	4.91	12	12	0	0	0	0	62.1	71	38	34	7	3	17	0	45	0	6
Zagone, Richard	4	4	4.86	11	11	0	0	0	0	66.2	61	41	36	6	4	26	0	39	0	0
TEAM TOTAL	78	64	3.79	142	142	2	9	51	60	1249.0	1208	611	526	90	68	403	7	1019	3	61

FRONT OFFICE

ORIOLES REACH

MANAGER & COACHES

2013 ORIOLES

2012 IN REVIEW

OPPONENTS

MINOR LEAGUES

RECORDS & HISTORY

ORIOLE PARK

MEDIA



BALTIMORE ORIOLES

BOWIE COACHING STAFF

GARY KENDALL—MANAGER

Born: July 27, 1963, Baltimore, MD

Resides: Baltimore, MD

NOTES: Begins his 14th season in the organization and his third year managing at the Double-A level after seven years at the rookie-level and class-A level (Aberdeen 2008-2010 and Delmarva 2005-2007)...Led the Baysox to a playoff berth in 2012...Led Delmarva to a first-place finish and spot in the playoffs in 2005...Made his managerial debut in 2004 at Bluefield...Was a coach at Aberdeen the previous two years...Spent his first two seasons as field coach at Bluefield after returning to the Orioles in 2000...Was a Mid-Atlantic area scout for the San Diego Padres, 1996-1999...Also served as a coach at Idaho Falls (Rookie) his final two seasons with the Padres...Was a part-time scout with the Orioles, 1991-1995, and during that time also threw batting practice for the major league team...Coached collegiately at the Community College of Baltimore ('87-'89) and at Towson State University ('90-'91).

PERSONAL: Is a 1981 graduate of Sparrows Point High School in Baltimore...Went on to play at the Community College of Baltimore and at Atlantic Christian College, where he received his degree in 1987.

COACHING CAREER

1998-99	Field Coach, Idaho Falls Braves, Pioneer League, Rookie (Padres)
2000-01	Field Coach, Bluefield Orioles, Appalachian League, Rookie (Orioles)
2002-03	Field Coach, Aberdeen IronBirds, New York-Penn League, A (Orioles)
2004	Manager, Bluefield, Appalachian League, Rookie (Orioles)
2005-07	Manager, Delmarva Shorebirds, South Atlantic League, A (Orioles)
2008-10	Manager, Aberdeen IronBirds, New York-Penn League, A (Orioles)
2011-	Manager, Bowie Baysox, Eastern League, AA (Orioles)

RECORD AS MANAGER

Year	Class	Club	League	W-L	Pct
2004	R	Bluefield	Appalachian	28-39	.418
2005	A	Delmarva	South Atlantic	72-67	.518
2006	A	Delmarva	South Atlantic	64-73	.467
2007	A	Delmarva	South Atlantic	68-68	.500
2008	A	Aberdeen	New York-Penn	36-39	.480
2009	A	Aberdeen	New York-Penn	30-44	.405
2010	A	Aberdeen	New York-Penn	34-40	.459
2011	AA	Bowie	Eastern	75-66	.524
2012	AA	Bowie	Eastern	78-64	.549
CAREER TOTALS		(9 years)		485-500	.492

BLAINE BEATTY—PITCHING COACH

Born: April 25, 1964, Victoria, TX

Resides: Goliad, TX

NOTES: Is in his eighth season in the Orioles organization and first above the Class-A level as he joins the Bowie Baysox in 2013...Spent six seasons with Frederick (2006-08, 2010-12) and one year at Delmarva (2009)...Before coming to the Orioles, spent three seasons in the New York Mets organization...Was pitching coach for AA Binghamton in 2005 and Class A Capital City the two years before that...Prior to joining the Mets, spent five seasons as a pitching coach in the Pittsburgh organization...Began his coaching career in 1998, splitting the season between Rookie League Gulf Coast and AA Erie...Moved on to Class A Williamsport in 1999 and Class A Hickory in 2000...Served as pitching coach at Class A Lynchburg in his final two seasons with the Pirates, 2001-2002...Was originally selected by the Orioles in the ninth round of the 1986 First Year Player Draft...Spent 12 seasons in the minor leagues, going 121-69 with a 3.26 ERA in 296 games...Was named Texas League Pitcher of the Year in 1988 with AA Jackson...Appeared in seven major league games, going a combined 0-0 with a 2.30 ERA in 15.2 innings with the Mets, 1989-1991.

PERSONAL: Wife's name is Mia...Has one son, Blaine (22)...Graduated from Victoria Stroman HS (TX)...Played baseball at San Jacinto JC (TX) and was a member of the 1983 team that finished second in the JUCO World Series...Also played two years at Baylor University.

COACHING CAREER

1997	Pitching Coach, Gulf Coast Pirates, Gulf Coast League, R/Erie Seawolves, Eastern League, AA (Pirates)
1998	Pitching Coach, Williamsport Crosscutters, New York-Penn League, A (Pirates)
1999	Pitching Coach, Hickory Crawdads, South Atlantic League, A (Pirates)
2001-02	Pitching Coach, Lynchburg Hillcats, Carolina League, A (Pirates)
2003-04	Pitching Coach, Capital City Bombers, South Atlantic League, A (Mets)
2005	Pitching Coach, Binghamton Mets, Eastern League, AA (Mets)
2006-08	Pitching Coach, Frederick Keys, Carolina League, A (Orioles)
2009	Pitching Coach, Delmarva Shorebirds, South Atlantic League, A (Orioles)
2010-12	Pitching Coach, Frederick Keys, Carolina League, A (Orioles)
2013-	Pitching Coach, Bowie Baysox, Eastern League, AA (Orioles)

MINOR LEAGUES



ENAR DIAZ - FIELD COACH

Born: Dec. 28, 1972, Chiriqui, Panama **Resides:** Ellenton, FL

NOTES: Begins his sixth year in the Orioles' system and second season with Bowie (also 2011)...Spent 2012 as a field coach for Delmarva and also managed short-season Class A Bluefield in 2009 and 2010...Was a field coach for the Gulf Coast League Orioles in 2008 and finished the 2008 season as a field coach with Aberdeen...Played in 673 games over 11 major league seasons for the Indians, Dodgers, Rangers, Expos and Cardinals...Batted .254 (523-2061) with 21 home runs and 202 RBI in the major leagues...Was on the Indians' roster for the ALDS in 1998, 1999 and 2001 and was on St. Louis' roster for the NLDS in 2005...Appeared in the ALCS in 1998 and was on St. Louis' NLDS roster in 2005 but did not see action...Had a career-high five hits May 5, 2000 at Toronto...Made his major league debut September 9, 1999 against California and recorded his first major league hit, a double, off Tim Lincecum, September 19, 1997 at Kansas City...Hit his first home run September 9, 1998 at Toronto off Woody Williams...Was named to Baseball Digest's 1999 Major League Rookie All-Star Team...Was a South Atlantic League all-star in 1994 and a 1998 International League all-star.

PERSONAL: Has two children, Tony and Alexis.

COACHING CAREER

2008	Field coach, Gulf Coast League Orioles, Gulf Coast League, Rookie (Orioles)
2008	Field coach, Aberdeen Ironbirds, New York-Penn League, A (Orioles)
2009-10	Manager, Bluefield Orioles, Appalachian League, Rookie (Orioles)
2011	Field coach, Bowie Baysox, Eastern League, AA (Orioles)
2012	Field coach, Delmarva Shorebirds, South Atlantic League, A (Orioles)
2013-	Field coach, Bowie Baysox, Eastern League, AA (Orioles)

AARON SCOTT—ATHLETIC TRAINER

Born: December 21, 1978, Dubuque, IA **Resides:** Sarasota, FL

NOTES: Begins his 10th season in the organization and his third with Bowie after serving the previous two seasons as athletic trainer at Class A Delmarva (also served as strength and conditioning coach for the Shorebirds in 2004)...Worked in the Arizona Fall League in 2012...Spent the 2007-08 seasons at Aberdeen...Spent 2006 at Bluefield and served as Florida Athletic Trainer at the Orioles Minor League complex in Sarasota in 2005...Spent parts of two years as an assistant athletic trainer at Wartburg College (IA)...Served as assistant athletic trainer for the Berlin Thunder in the NFL Europe league in 2003...Had two separate stints as an intern with the Detroit Lions training staff...Is a member of the National Athletic Trainers' Association (NATA).

PERSONAL: Graduated with a BA degree in Athletic Training from the University of Northern Iowa.

ATHLETIC TRAINING CAREER

2004	Strength and Conditioning Coach, Delmarva Shorebirds, South Atlantic League, A (Orioles)
2005	Athletic Trainer, Florida Operations (Orioles)
2006	Athletic Trainer, Bluefield Orioles, Appalachian League, Rookie (Orioles)
2007-08	Athletic Trainer, Aberdeen IronBirds, New York-Penn League, A (Orioles)
2009-10	Athletic Trainer, Delmarva Shorebirds, South Atlantic League, A (Orioles)
2011-	Athletic Trainer, Bowie Baysox, Eastern League, AA (Orioles)

PAT ARMSTRONG - STRENGTH AND CONDITIONING COACH

Born: November 14, 1986, Hyannis, MA **Resides:** Sturbridge, MA

NOTES: Is in his fourth year in the Orioles organization and second with Bowie...Spent the 2011 season as the Strength and Conditioning Coach for the Delmarva Shorebirds and the 2010 season with the Bluefield Orioles...Was the 2011 South Atlantic League Strength and Conditioning Coach of the Year...Spends his off-seasons as a high school track and field coach and Athletic Trainer in Auburn, MA...Served as the Athletic Trainer for the Harwich Mariners of the Cape Cod League in 2007 and 2008.

PERSONAL: Received Bachelor of Science degree in Athletic Training from Springfield (MA) College.

STRENGTH AND CONDITIONING CAREER

2010	Strength and Conditioning Coach, Bluefield Orioles, Appalachian League, A (Orioles)
2011	Strength and Conditioning Coach, Delmarva Shorebirds, South Atlantic League, A (Orioles)
2012-	Strength and Conditioning Coach, Bowie Baysox, Eastern League, AA (Orioles)

FRONT
OFFICE

ORIOLES
REACH

MANAGER &
COACHES

2013
ORIOLES

2012
IN REVIEW

OPPONENTS

MINOR
LEAGUES

RECORDS &
HISTORY

ORIOLE PARK

MEDIA



BALTIMORE ORIOLES



FREDERICK KEYS

Carolina League (A)
Harry Grove Stadium
21 Stadium Dr.
Frederick, MD 21703
(301) 662-0013
www.frederickkeys.com

OFFICIALS

Dave Ziedelis- General Manager
Adam Pohl- Public Relations
Ryan Minor- Manager
Kennie Steenstra- Pitching Coach
Torre Tyson- Coach
Pat Wesley- Athletic Trainer

2013 FREDERICK KEYS SCHEDULE

April 5-7 vs. Salem
April 9-11 vs. Winston Salem
April 12-14 @ Wilmington
April 15-17 vs. Lynchburg
April 18-21 @ Potomac
April 22-25 @ Myrtle Beach
April 26-28 vs. Carolina
April 29-May 2 vs. Myrtle Beach
May 3-5 @ Carolina
May 6-8 @ Winston Salem
May 10-13 vs. Wilmington
May 14-16 @ Lynchburg
May 17-19 @ Salem
May 21-23 vs. Potomac

May 24-26 vs. Salem
May 27-30 @ Winston Salem
May 31-June 2 @ Wilmington
June 3-6 vs. Lynchburg
June 7-9 @ Potomac
June 10-12 @ Myrtle Beach
June 13-16 vs. Potomac
June 18-20 All Star Break
June 21-23 vs. Myrtle Beach
June 24-27 @ Carolina
June 28-30 vs. Winston Salem
July 1-3 vs. Wilmington
July 4-6 @ Lynchburg
July 8-11 @ Wilmington

July 12-15 vs. Carolina
July 17-20 vs. Salem
July 21-23 @ Winston Salem
July 24-27 @ Salem
July 29-31 vs. Lynchburg
August 1-3 @ Carolina
August 4-6 @ Myrtle Beach
August 8-10 vs. Carolina
August 11-13 vs. Myrtle Beach
August 14-16 @ Potomac
August 17-20 vs. Winston Salem
August 21-23 vs. Wilmington
August 24-27 @ Lynchburg
August 28-30 @ Salem
August 31-September 2 vs. Potomac

2012 SEASON SUMMARY

SUMMARY: The Keys finished the first half 27-43 in last place in the Northern division before going 35-34 in the second half to finish in second place in the second half...Went 62-77 overall and finished last in the Northern division.

PLAYER HIGHLIGHTS: Aaron Baker was leading CL in homers at time of his promotion to Bowie with 22...Hit 13 home runs in last 31 games with Keys...Led Keys in RBI and HR...**Roderick Bernadina** hit a grand slam for his only hit for the Keys July 23 at Wilmington...**Torsten Boss** was the first position player from 2012 draft to reach Frederick...**Steve Bumbry** had more extra-base hits (29) than singles (28)...**Allan de San Miguel** Club was 39-58 before he started catching, were 23-19 with him behind the plate...**Mike Flacco** had a pinch-hit home run July 12 vs. Carolina...**Ty Kelly** was active batting leader in Carolina League at .346 when promoted July 16...Started at 3B and was 2-for-4 with an RBI in California/Carolina League All-Star Game in Winston-Salem June 19th...Had second-longest hitting streak in Carolina league in 2012 with 18-game streak from June 21st to July 8th (hit .412 during streak, 28-68)...Was second on Keys with nine home runs...Went 4-for-4 with two home runs, three runs and three RBI in his Keys finale July 15th against Carolina...**Mike Mosby** homered and drove home four runs in Carolina League debut at Salem May 18th...Drove in nine runs over three games July 29 – August 1...**Trent Mummey** hit GW 3-R HR in top 9th at Potomac in 6-4 win July 4th...**Jeremy Nowak** batted .305 in first half of season and was selected to first All-Star Team playing in California/Carolina League All-Star Game June 19th in Winston-Salem N.C...Led Keys in games played (117), hits (127) and doubles (26)...**Jerome Pena** hit in 17 of 20 games for Keys...**Garabez Rosa** finished second on the club with 45 RBI...**Johnny Ruettiger** set Keys franchise record with six hits in a game May 17 at Potomac...Hit .338 with 15 runs in 19 July games...**Eric Beaulac** held right-handed hitters to a .208 average in 15 appearances...**Dylan Bundy** won his Keys debut May 29 and was third on the team with six wins...Worked a scoreless inning in June 19th California/Carolina League All-Star Game in Winston-Salem, N.C...Allowed one run or fewer in seven of 12 starts...**Brandon Erbe** became Keys all-time leader in innings pitched (300 IP) and strikeouts (292)...Is now 3rd all-time in wins (18)...**Kevin Gausman** became the first pitcher from the 2012 draft to reach Frederick...**Jason Gurka** held right handed batters to .173 average against in 20 appearances...**Devin Jones** won seven of final eight starts of the season to tie for Keys lead with seven wins...**Andy Loomis** held left-handed batters to a .032 (1-31) average against...**Clay Schrader** did not allow an earned run in 20 of 23 appearances and was 4-for-4 in save opportunities...Allowed one earned run in 10 appearances on road (15.2 IP)...**David Walters** led Keys with 12 saves and did not allow an earned run in 13 consecutive outings from May 25-July 4 (18.2 IP)...**Tyler Wilson** tied for team lead with seven wins and led club with 19 starts...Worked seven innings or more in seven of his 19 starts and struck out 10 or more four times...Did not walk a batter in nine of 19 starts...In his last three starts he struck out 32 batters without a walk in 22 innings pitched...**Mike Wright** went six or more innings in six of eight starts with Keys and was tied for league lead with five wins at time of promotion to Bowie...**Rick Zagone** went 6.2 IP allowing one hit in Keys 3-0 one-hit shutout of Myrtle Beach May 1.

MINOR LEAGUES



2012 FREDERICK KEYS STATISTICS

BATTERS	AVG	G	AB	R	H	2B	3B	HR	RBI	BB	IBB	SO	SB	CS	OBP	SLG	OPS	SF	SAC	HBP	DP
Adair, Travis	.285	41	130	18	37	6	0	1	10	17	3	17	7	2	.365	.354	.719	1	1	0	2
Baker, Aaron	.266	89	319	44	85	18	3	22	72	36	2	77	7	3	.350	.549	.898	2	1	6	9
Bernadina, Roderick	.077	4	13	1	1	0	0	1	4	0	0	2	0	0	.077	.308	.385	0	0	0	1
Boss, Torsten	.143	2	7	1	1	0	0	0	0	0	0	2	0	0	.250	.143	.393	0	0	1	0
Bumby, Steven	.249	64	229	30	57	20	2	7	32	27	0	85	12	2	.337	.445	.783	1	1	4	2
Dalles, Justin	.234	41	145	14	34	8	0	2	11	11	0	31	0	0	.297	.331	.629	0	0	2	1
Davis, Adam	.417	4	12	4	5	1	0	0	2	1	0	1	0	0	.429	.500	.929	1	1	0	0
Davis, Glynn	.256	22	82	11	21	1	1	0	4	12	1	25	8	1	.358	.293	.651	0	2	1	1
de San Miguel, Allan	.260	30	104	16	27	7	0	2	17	12	0	29	3	1	.355	.385	.740	1	0	4	1
Flacco, Michael	.218	103	344	42	75	15	1	8	35	31	0	58	7	7	.289	.337	.626	4	1	5	9
Kelly, Ty	.346	76	263	47	91	17	0	9	41	54	0	41	2	3	.460	.513	.973	2	2	3	12
Kolodny, Tyler	.139	13	36	2	5	2	0	0	0	3	1	14	2	0	.262	.194	.456	0	1	3	1
Mosby, Michael	.234	82	261	22	61	16	3	4	35	26	1	76	2	6	.308	.364	.672	2	5	3	11
Mumme, Trent	.228	72	259	40	59	14	1	4	22	35	0	35	15	7	.323	.336	.659	1	5	2	1
Nowak, Jeremy	.281	117	452	61	127	26	1	7	44	40	1	117	8	5	.340	.389	.729	3	4	2	8
Oliveira, Joe	.209	72	220	23	46	8	1	2	14	30	0	42	7	3	.308	.282	.590	1	4	2	6
Pena, Jerome	.308	20	78	12	24	7	0	1	4	6	0	20	4	0	.365	.436	.801	0	1	1	0
Planet, Mike	.138	17	58	3	8	2	0	1	3	4	0	22	3	3	.190	.224	.415	1	2	0	1
Rooney, Michael	.136	52	118	15	16	5	0	0	9	13	0	33	8	3	.239	.178	.417	0	7	3	2
Rosa, Garabaz	.245	108	363	37	89	16	2	7	45	10	1	87	4	5	.272	.358	.630	2	10	4	15
Ruettiger, John	.274	64	234	38	64	10	0	1	12	35	0	32	16	8	.373	.329	.702	0	5	2	3
Schutz, Kipp	.304	41	135	15	41	6	0	2	21	13	0	30	1	1	.369	.393	.762	0	1	1	7
Starr, Sammie	.250	2	4	0	1	0	0	0	1	0	0	2	0	0	.250	.250	.500	0	0	0	0
Stevens, Bobby	.276	51	185	25	51	7	0	6	16	8	0	47	5	2	.316	.411	.727	0	2	3	1
Stifter, Jason	.000	1	1	0	0	0	0	0	0	0	0	0	0	0	.000	.000	.000	0	0	0	0
Sweeney, Matthew	.250	33	116	15	29	11	0	2	13	10	0	22	0	1	.307	.397	.704	1	0	0	8
Thomas, Scott	.194	11	31	1	6	0	0	0	2	0	0	10	0	1	.188	.194	.381	1	0	0	1
Townsend, Tyler	.254	33	118	14	30	5	0	3	18	15	1	31	0	1	.338	.373	.711	2	0	1	2
Tremblay, Chris	.127	18	55	2	7	1	0	1	4	2	0	17	4	0	.158	.200	.358	0	0	0	4
Webb, Brenden	.270	23	74	14	20	6	1	3	13	11	0	30	1	3	.382	.500	.882	1	1	3	2
Welly, Ronnie	.415	13	53	12	22	7	3	3	17	1	0	10	3	0	.446	.830	1.277	0	0	2	4
TEAM TOTAL	.253	139	4501	579	1140	242	19	99	521	463	11	1046	129	68	.329	.381	.710	27	57	58	115

PITCHERS	W	L	ERA	G	GS	CG	SHO	SV	SVO	IP	H	R	ER	HR	HB	BB	IBB	SO	BK	WP
Adair, Travis	0	0	6.00	2	0	0	0	0	0	3.0	1	2	2	0	1	1	0	1	0	0
Baker, David	0	1	16.88	5	0	0	0	0	0	8.0	20	15	15	5	1	3	0	7	0	0
Beaulac, Eric	3	2	3.38	15	0	0	0	1	1	32.0	25	14	12	3	1	18	0	31	0	3
Berry, Ryan	2	4	3.36	36	0	0	0	11	13	67.0	67	32	25	3	7	21	2	43	0	4
Berry, Tim	5	5	4.32	15	13	0	0	0	0	75.0	83	44	36	6	6	20	0	61	0	4
Bischoff, Matthew	0	0	2.89	16	0	0	0	1	1	28.0	22	10	9	5	1	6	0	28	1	0
Bundy, Dylan	6	3	2.84	12	12	0	0	0	0	57.0	48	20	18	5	1	18	0	66	1	4
Bywater, Matt	1	2	5.67	19	5	0	0	0	0	46.0	57	32	29	7	1	14	1	37	0	2
Copeland, Scott	3	8	6.88	18	18	1	0	0	0	86.1	118	79	66	11	12	38	1	64	1	8
Erbe, Brandon	2	3	6.82	19	1	0	0	0	1	30.1	32	27	23	4	1	24	0	30	0	5
Esquivel, Jaime	0	0	0.00	1	0	0	0	0	0	2.0	1	0	0	0	0	0	0	2	0	1
Fowler, Zach	0	1	6.55	7	0	0	0	1	1	11.0	17	8	8	2	0	2	0	10	1	2
Gamboa, Eddie	1	0	0.00	2	1	0	0	0	0	8.2	2	0	0	0	1	0	0	6	0	0
Gausman, Kevin	0	1	6.00	3	3	0	0	0	0	9.0	10	6	6	3	0	1	0	8	1	0
Gurka, Jason	1	2	2.18	20	1	0	0	1	4	45.1	30	12	11	1	7	12	2	43	0	0
Hammel, Jason	1	0	0.00	1	1	0	0	0	0	5.0	3	0	0	0	0	1	0	7	0	0
Haughian, Nick	0	0	18.00	4	0	0	0	0	0	3.0	4	7	6	1	0	3	0	1	0	0
Howard, Trent	4	10	4.83	21	18	0	0	0	0	100.2	110	71	54	15	3	26	0	70	0	8
Jones, Devin	7	1	2.80	9	9	2	0	0	0	54.2	53	18	17	5	3	12	0	29	0	3
Loomis, Andy	1	1	2.63	26	0	0	0	3	4	37.2	36	14	11	0	5	13	0	35	0	3
Melendez, Oscar	1	0	7.00	13	0	0	0	0	0	18.0	19	16	14	2	0	18	2	12	0	7
Moore, Justin	0	4	9.17	10	6	0	0	0	0	36.1	58	40	37	6	5	11	0	13	0	1
Moreau, Nathan	0	0	15.00	2	1	0	0	0	0	3.0	6	6	5	1	1	7	0	3	0	0
Moreland, Kenny	2	3	3.94	14	0	0	0	0	0	32.0	33	16	14	5	0	6	1	19	0	2
Nowak, Jeremy	0	0	0.00	1	0	0	0	0	0	1.0	1	1	0	0	0	1	0	0	0	0
Petrini, Chris	0	1	1.88	8	0	0	0	1	1	14.1	6	3	3	0	1	9	1	14	0	3
Schrader, Clay	1	1	1.29	23	0	0	0	4	4	35.0	20	7	5	0	3	27	3	51	0	3
Simon, Kyle	2	8	3.96	14	14	0	0	0	0	72.2	86	47	32	8	7	21	0	49	1	2
Walters, David	3	6	3.55	45	0	0	0	12	19	58.1	61	27	23	8	4	15	4	51	0	6
Wilkins, Bobby	1	0	0.00	1	0	0	0	0	0	2.0	2	1	0	0	1	0	0	2	0	0
Wilson, Tyler	7	7	3.49	19	19	0	0	0	0	111.0	95	49	43	12	6	19	0	114	1	4
Wright, Mike	5	2	2.91	8	8	0	0	0	0	46.1	47	16	15	3	1	5	0	35	0	0
Zagone, Richard	3	1	2.91	13	9	0	0	0	0	55.2	44	20	18	5	3	27	0	35	0	1
TEAM TOTAL	62	77	4.19	139	139	3	11	35	49	1195.1	1217	660	557	126	83	399	17	977	7	76

FRONT
OFFICE

ORIOLES
REACH

MANAGER &
COACHES

2013
ORIOLES

2012
IN REVIEW

OPPONENTS

MINOR
LEAGUES

RECORDS &
HISTORY

ORIOLE PARK

MEDIA



BALTIMORE ORIOLES

FREDERICK COACHING STAFF

RYAN MINOR—MANAGER

Born: January 5, 1974, Canton, OH

Resides: Salisbury, MD

NOTES: Was named manager at Frederick for 2013 after managing Delmarva for three seasons...Spent first two seasons in organization as hitting coach for the Shorebirds...Was originally drafted by Baltimore in the 33rd round of the 1996 First Year Player Draft...Spent the 2006 and 2007 seasons as a coach in independent ball, as hitting and infield coach for the York Revolution in 2007 and a coach for the Road Warriors in 2006...Played 142 games in four major league seasons (1998-2001) with the Orioles and Montreal Expos...Is remembered by Orioles fans for taking Cal Ripken Jr.'s place at third base on September 20, 1998, the night Ripken ended his consecutive games played streak...Also played in the Seattle, Los Angeles Dodgers and Florida organizations from 2002-04...He spent the 2005 season with the independent Lancaster Barnstormers before ending his playing career.

PERSONAL: His wife, Allyson, is a native of Salisbury, MD...Attended the University of Oklahoma, where he played baseball and basketball...Was a two-time all-Big 8 Conference first team selection in basketball (1995 and 1996)...Was named 1994-95 Big 8 Player of the Year by Associated Press in his junior year as he averaged 23.6 points and 8.4 rebounds per game...Was runner-up to Kansas' Jacques Vaughn for the award as a senior in 1996...Was a 1995 third-team all-America selection by UPI and in 1996 was named a third-team all-American by NABC...Still ranks sixth on Oklahoma's all-time scoring list with 1,946 points...Was selected in the second round (32nd overall) by the Philadelphia 76ers in the 1996 NBA draft...That draft included Allen Iverson (1st overall), Ray Allen (5th), Kobe Bryant (13th) and Steve Nash (15th)...Was selected one pick after Orioles LHP Mark Hendrickson in that draft...Won the 1994 College World Series as a member of the Oklahoma baseball team.

COACHING CAREER

2006	Coach, Road Warriors, Independent
2007	Hitting and Infield Coach, York Revolution, Independent
2008-09	Field Coach, Delmarva Shorebirds, South Atlantic League, A (Orioles)

RECORD AS MANAGER

Year	Class	Club	League	W-L	Pct
2010	A	Delmarva	South Atlantic	59-81	.421
2011	A	Delmarva	South Atlantic	55-85	.393
2012	A	Delmarva	South Atlantic	52-86	.377
CAREER TOTALS (3 years)				166-252	.397

KENNIE STEENSTRA- PITCHING COACH

Born: October 13, 1970, Springfield, MO

Resides: Liberty, MO

NOTES: Returns to Frederick, where he also spent the 2009 season, after three years with Bowie...Is entering his ninth season in the organization...Began his coaching career in 2004 as pitching coach for Lincoln of the independent Northern League...Played 11 seasons in the minor leagues and appeared in four games with the Chicago Cubs in 1998...Was selected by the Cubs in the 12th round of the 1992 First Year Player Draft and played his first seven seasons in their system...Also played in the Royals, Mariners, Braves, Cardinals and Diamondbacks organizations...Pitched six games for the Orioles' AAA affiliate in Rochester in 2002.

PERSONAL: He and his wife, Denise, have two sons, Logan (13) and Peyton (11)...Graduated from Plato (MO) HS, where he played baseball and basketball...Finished his prep career with a national high school record 65 wins...Graduated from Wichita State University with a degree in Business Administration...Was a consensus All-America selection and the Missouri Valley Conference Pitcher of the Year in 1991, going 17-0 with a 2.17 ERA...Won 25 consecutive decisions, falling one short of the NCAA record...Also earned academic All-America honors in his junior and senior seasons...Played for Team USA in the 1991 Pan American Games in Cuba.

COACHING CAREER

2005-08	Pitching Coach, Delmarva Shorebirds, South Atlantic League, A (Orioles)
2009	Pitching Coach, Frederick Keys, Carolina League, A, (Orioles)
2010-12	Pitching Coach, Bowie Baysox, Eastern League, AA (Orioles)
2013-	Pitching Coach, Frederick Keys, Carolina League, A (Orioles)

TORRE TYSON — FIELD COACH

Born: December 31, 1975, St. Louis, MO

Resides: Charleston, SC

NOTES: Is in his first year in the Orioles organization as Frederick's field coach, his 10th year overall as a minor league coach or instructor...Spent the past two seasons as the New York Yankees' minor league defensive coordinator...Managed the Tampa Yankees to the Florida State League championship in 2010...Became the winningest manager in Charleston history as he posted a 232-186 record in three years with the RiverDogs...Served as a coach in the South Atlantic League All-Star Game in 2008 and 2009 and was promoted to New York in September of 2008...Was the hitting coach for Charleston during the 2005-2006 seasons

MINOR LEAGUES



after being a field coach for Staten Island in 2004...Was signed by the Boston Red Sox as a non-drafted free agent out of the University of Missouri in 1998...After nearly two seasons in the Red Sox organization, signed with the Yankees in 2000 and spent the season between Single-A Greensboro, Single-A Tampa and Double-A Norwich.

PERSONAL: Tyson, and his wife, Jennifer, have a son, Tagger, and a daughter, Taryn...Is the son of former major league infielder Mike Tyson.

COACHING CAREER

2004	Field Coach, Staten Island Yankees, New York-Penn League, A (Yankees)
2005-06	Hitting Coach, Charleston River Dogs, South Atlantic League, A (Yankees)
2011-2012	Minor League Defensive Coordinator, New York Yankees
2013	Field Coach, Frederick Keys, Carolina League, A (Orioles)

RECORD AS MANAGER

Year	Class	Club	League	W-L	Pct
2007	A	Charleston	South Atlantic	78-62	.557
2008	A	Charleston	South Atlantic	80-59	.576
2009	A	Charleston	South Atlantic	74-65	.532
2010	A	Tampa	Florida State	78-57*	.578
CAREER TOTALS (4 years)				310-243	.561

* - won league championship

PATRICK WESLEY—ATHLETIC TRAINER

Born: August 1, 1977, Centralia, IL

Resides: Frederick, MD

NOTES: Begins his 10th full season as an athletic trainer in the Orioles' organization and fifth with Frederick...Was promoted to work with the major league club following the completion of the 2012 minor league season and worked major league spring training in 2011-13...Worked in the Arizona Fall League in 2009...Spent 2007 and 2008 at Delmarva, where he was named South Atlantic League Trainer of the Year both years...Spent the 2005 and 2006 seasons at Aberdeen...Worked the 2004 season at Bluefield...Served as an athletic training intern at the Orioles' minor league complex in Sarasota, FL in 2003...Following the conclusion of the minor league season, was an athletic training intern at Morgan State University...Worked for St. Joseph Hospital in Breese, IL as a trainer supervising teams at a local high school, 2002-2003...Also worked as a physical fitness specialist at Southwestern Illinois College during that time...Is certified by the National Athletic Trainers Association.

PERSONAL: Earned a BS degree in Athletic Training from McKendree University.

ATHLETIC TRAINING CAREER

2004-05	Trainer, Bluefield Orioles, Appalachian League, Rookie (Orioles)
2006	Trainer, Aberdeen IronBirds, New York-Penn League, A (Orioles)
2007-08	Trainer, Delmarva Shorebirds, South Atlantic League, A (Orioles)
2009-	Trainer, Frederick Keys, Carolina League, A, (Orioles)

CHRIS CECERE—STRENGTH AND CONDITIONING COACH

Born: November 12, 1986 Waltham, MA

Resides: West Palm Beach, FL

NOTES: Is in his third year in the Orioles organization and first with Frederick after spending 2012 with Bowie...Spent the 2011 season as the Strength and Conditioning Coach for the Gulf Coast Orioles in 2011 after spending 2010 as the Strength and Conditioning Coach for the Staten Island Yankees of the New York-Penn League...Served as a Strength and Conditioning Intern at the Yankees' Tampa headquarters from January-June 2010 before heading to Staten Island...Served as an Intern/Coaching Assistant for the University of South Florida from June 2008-January 2010.

PERSONAL: Received Bachelor of Science degree with a specialization in Exercise Science from the University of South Florida.

STRENGTH AND CONDITIONING CAREER

2010	Strength and Conditioning Intern, New York Yankees (Tampa Operations)
2010	Strength and Conditioning Coach, Staten Island Yankees, New York-Penn League, Short-A (Yankees)
2011	Strength and Conditioning Coach, Gulf Coast Orioles, Gulf Coast League, Short-A (Orioles)
2012	Strength and Conditioning Coach, Bowie Baysox, Eastern League, AA (Orioles)
2013-	Strength and Conditioning Coach, Frederick Keys, Carolina League, A (Orioles)

FRONT
OFFICE

ORIOLES
REACH

MANAGER &
COACHES

2013
ORIOLES

2012
IN REVIEW

OPPONENTS

MINOR
LEAGUES

RECORDS &
HISTORY

ORIOLE PARK

MEDIA



BALTIMORE ORIOLES



DELMARVA SHOREBIRDS

South Atlantic League (A)
Arthur W. Perdue Stadium
P.O. Box 1557
Salisbury, MD 21802
(410) 219-3112
www.theshorebirds.com

OFFICIALS

Chris Bitters- General Manager
Shawn Schoolcraft- Public Relations
Luis Pujols- Manager
Justin Lord- Pitching Coach
Wallace (Butch) Davis- Coach
Greg Svarczkopf- Athletic Trainer

2013 DELMARVA SHOREBIRDS SCHEDULE

April 4-7 vs. Hagerstown
April 8-10 vs. Kannapolis
April 11-14 @ Hagerstown
April 15-17 @ Kannapolis
April 18-21 vs. Greensboro
April 23-25 @ Savannah
April 26-29 @ Greenville
May 1-3 vs. Lexington
May 4-7 vs. Charleston
May 9-12 @ Hagerstown
May 13-15 @ Lakewood
May 16-19 vs. Hickory
May 20-22 vs. Lakewood

May 23-26 @ Greensboro
May 27-29 @ Lakewood
May 30-June 2 vs. Savannah
June 4-6 @ West Virginia
June 7-9 vs. Lakewood
June 10-12 vs. West Virginia
June 13-16 @ Hickory
June 20-23 vs. Asheville
June 24-26 vs. Lakewood
June 27-30 @ Greensboro
July 1-3 @ Lakewood
July 4-7 vs. Hagerstown
July 9-11 @ Asheville

July 12-15 @ Lexington
July 17-19 vs. Kannapolis
July 20-23 vs. Savannah
July 25-28 @ Hagerstown
July 29-31 @ West Virginia
August 1-4 vs. Greensboro
August 5-7 vs. West Virginia
August 8-11 @ Kannapolis
August 13-15 vs. Hagerstown
August 16-19 vs. Lakewood
August 20-22 @ Greensboro
August 23-25 @ Lakewood
August 27-29 vs. Kannapolis
August 30-September 2 @ Hickory

2012 SEASON SUMMARY

SUMMARY: The Shorebirds went 28-41 in the first half, finishing in fifth place in the Northern division...They went 24-45 in the second half, finishing in last place...Overall they went 52-86 to finish last in the division.

PLAYER HIGHLIGHTS: **Brenden Webb** finished third in SAL in slugging percentage (.422)...**Dylan Bundy** was named Orioles Minor League Pitcher of the Month in April...Worked 30 consecutive innings without allowing an earned run before promotion to Frederick...**Nicky Delmonico** was named Shorebirds Fan Club 1st Half MVP, reached base in 19 straight games April 17-May 10...**Eduardo Rodriguez** allowed two or fewer earned runs in 16 of 22 starts and posted a 2.49 ERA in 10 starts in the first half...**Zach Davies** finished 10th in SAL with a 3.86 ERA and tied for most innings pitched on staff (114.1, **Parker Bridwell**)...Led Shorebirds with 91 strikeouts...**Michael Ohlman** had 14 multi-hit games in 51 played with the Shorebirds and reached base in 47 of 50 games started...Was one of three hitters in SAL with 100+ at-bats to have more walks than strikeouts (33BB/27SO)...**Connor Narron** hit 10 home runs after not hitting any in his first two seasons (90 games)...Led the Ironbirds with 102 hits...**Glynn Davis** was second on the team with 100 hits and had a 26-game on-base streak from June 26-July 26...**Zach Fowler** worked 24 consecutive scoreless innings over 11 appearances out of the bullpen May 2-July 2.

JIM PALMER PRIZE - ORIOLES MINOR LEAGUE PITCHER OF THE YEAR**

1988	Bob Milacki (RHP)	1996	Nerio Rodriguez (RHP)	2005	Jim Johnson (RHP)
1989	Mike Linskey (LHP)	1997	Steve Montgomery (RHP)	2006	Jim Hoey (RHP)
1990	Anthony Telford (RHP)	1998	Gabe Molina (RHP)	2007	Radhames Liz (RHP)
1991	Mike Mussina (RHP)	1999	John Stephens (RHP)	2008	Brad Bergesen (RHP)
1992	Rick Krivda (RHP)	2000	Jay Spurgeon (RHP)	2009	Brian Matusz (LHP)
1993	Garrett Stephenson (RHP)	2001	John Stephens (RHP)	2010	Zach Britton (LHP)
	Armando Benitez (RHP)	2002	John Stephens (RHP)	2011	Tim Lincecum (RHP)
1994	Jimmy Haynes (RHP)	2003	John Maine (RHP)	2012	Dylan Bundy (RHP)
1995	Rocky Coppinger (RHP)	2004	Hayden Penn (RHP)		

*Originally known as the Clyde Klutznick Award; changed in 1992 to Most Valuable Minor Leaguer Award and in 1993 to Brooks Robinson Award

**Created in 1988 to honor separately the minor league player and pitcher of the year

MINOR LEAGUES



2012 DELMARVA SHOREBIRDS STATISTICS

BATTERS	AVG	G	AB	R	H	2B	3B	HR	RBI	BB	IBB	SO	SB	CS	OBP	SLG	OPS	SF	SAC	HBP	DP
Bernadina, Roderick	.298	31	104	8	31	4	0	2	12	9	0	21	3	1	.371	.394	.765	0	2	3	2
Caronia, Anthony	.100	7	20	0	2	0	0	0	0	1	0	7	1	0	.143	.100	.243	0	0	0	0
Chavez, Endy	.111	3	9	2	1	0	0	0	1	2	0	1	0	0	.273	.111	.384	0	0	0	0
Dalles, Justin	.329	20	70	13	23	5	0	4	12	11	0	13	0	0	.410	.571	.981	2	0	0	0
Davis, Adam	.200	35	105	11	21	2	0	3	13	7	0	30	2	0	.276	.305	.581	0	1	4	2
Davis, Glynn	.252	101	397	53	100	16	2	0	25	51	0	91	29	9	.342	.302	.644	5	6	6	4
Delmonico, Nick	.249	95	338	49	84	22	0	11	54	47	0	73	8	1	.351	.411	.762	1	0	7	7
Espósito, Jason	.209	123	473	52	99	13	2	5	51	26	0	113	8	3	.260	.277	.537	4	1	8	10
Givens, Mychal	.243	100	337	43	82	15	0	2	27	39	0	49	13	8	.330	.306	.635	1	6	5	12
Herbst, Lucas	.136	13	44	4	6	1	0	2	6	2	0	5	0	1	.191	.295	.487	0	0	1	0
Hoppy, Kyle	.117	16	60	5	7	1	0	1	6	4	0	13	0	1	.172	.183	.355	0	0	0	3
Knight, Austin	.111	5	9	1	1	1	0	0	0	1	0	3	0	0	.200	.222	.422	0	0	0	1
Leonora, Dudley	.163	16	49	3	8	2	0	0	0	3	0	11	0	0	.212	.204	.416	0	1	0	1
Lino, Gabriel	.218	56	206	28	45	13	0	4	18	16	0	64	1	1	.282	.340	.622	2	0	3	8
Lorenzo, Gregory	.333	19	72	13	24	2	2	1	3	1	0	22	6	2	.368	.458	.827	0	1	3	0
Marin, Adrian	.286	6	21	5	6	0	0	0	2	1	0	2	2	0	.348	.286	.634	0	0	1	0
Narron, Connor	.232	119	439	49	102	21	1	10	58	39	1	101	2	3	.300	.353	.653	3	0	5	8
Ohlman, Michael	.304	51	171	27	52	16	2	2	28	33	0	27	0	1	.411	.456	.868	4	0	1	4
Pena, Jerome	.250	21	80	13	20	4	1	1	8	8	0	19	3	0	.326	.363	.688	0	1	1	4
Planeta, Mike	.272	78	294	43	80	19	2	1	27	23	0	78	12	0	.326	.361	.687	1	9	1	4
Roberts, Brian	.200	2	5	0	1	0	0	0	0	1	0	1	0	0	.333	.200	.533	0	0	0	0
Rooney, Michael	.067	3	15	0	1	1	0	0	0	0	0	5	0	0	.067	.133	.200	0	0	0	0
Ruettiger, John	.305	26	105	17	32	6	0	0	13	13	0	20	10	1	.378	.362	.740	1	0	0	2
Russell, Steel	.333	1	3	0	1	0	0	0	0	0	0	0	0	0	.333	.333	.667	0	0	0	0
Sawyer, Wynston	.221	86	289	26	64	14	0	2	49	39	0	52	2	1	.318	.291	.608	5	0	4	5
Starr, Sammie	.238	106	369	42	88	25	2	4	41	34	0	59	9	3	.324	.350	.673	3	2	14	14
Teagarden, Taylor	.333	3	9	0	3	2	0	0	3	2	0	5	0	0	.417	.556	.972	1	0	0	0
Velleggia, Joe	.208	6	24	2	5	2	0	1	4	1	0	8	0	0	.240	.417	.657	0	0	0	0
Webb, Brenden	.251	101	311	51	78	23	4	11	48	87	0	108	18	3	.422	.457	.878	3	1	7	2
Winegardner, Tom	.174	28	86	7	15	2	0	0	2	6	0	29	1	0	.226	.198	.423	1	1	0	2
TEAM TOTAL	.240	138	4516	567	1082	232	18	67	511	507	11031	130	39	.324	.343	.667	37	32	74		

PITCHERS	W	L	ERA	G	GS	CG	SHO	SV	SVO	IP	H	R	ER	HR	HB	BB	IBB	SO	BK	WP
Baker, David	2	3	4.66	21	0	0	0	2	4	36.2	38	23	19	2	0	18	0	30	1	4
Beal, Jesse	2	4	4.70	27	0	0	0	3	6	59.1	71	42	31	4	3	19	1	45	1	5
Beaulac, Eric	0	1	5.79	4	0	0	0	0	1	4.2	8	3	3	0	1	6	0	7	0	0
Berry, Tim	2	7	5.02	10	10	0	0	0	0	52.0	60	38	29	3	3	17	0	44	1	3
Bischoff, Matthew	0	0	11.37	6	0	0	0	0	0	6.1	14	8	8	1	0	4	0	5	0	3
Bridwell, Parker	5	9	5.98	23	22	1	0	0	0	114.1	122	82	76	15	15	63	0	71	1	15
Bundy, Dylan	1	0	0.00	8	8	0	0	0	0	30.0	5	2	0	0	2	2	0	40	0	1
Bywater, Matt	1	1	5.56	8	0	0	0	0	0	17.1	8	4	3	1	0	5	1	9	1	0
Chalas, Miguel	9	8	5.02	24	21	0	0	0	1	113.0	128	76	63	11	8	43	0	76	1	6
Coffey, Cameron	0	0	4.50	1	0	0	0	0	0	2.0	2	1	1	1	0	2	0	0	0	0
Cowan, Jake	1	0	2.22	13	0	0	0	5	5	28.1	22	13	7	0	0	26	1	23	0	4
Davies, Zachary	5	7	3.86	25	17	0	0	1	1	114.1	109	52	49	11	3	46	0	91	0	4
Escat, Gene	3	2	3.96	18	0	0	0	1	2	25.0	24	13	11	3	1	8	0	23	0	2
Fowler, Zach	0	1	3.18	20	0	0	0	0	2	45.1	43	20	16	3	5	13	0	42	0	4
Guzman, Juan	1	3	7.08	5	3	0	0	0	1	20.1	30	19	16	4	2	9	0	21	1	4
Howard, Trent	2	0	1.93	6	0	0	0	0	0	23.1	21	7	5	1	1	7	0	16	0	0
Jones, Devin	1	6	2.65	19	0	0	0	3	3	54.1	49	20	16	1	6	11	1	51	0	9
Knight, Austin	0	1	13.50	1	0	0	0	0	0	0.2	0	1	1	0	0	4	0	2	0	0
Louico, Williams	0	7	6.06	23	12	0	0	1	1	68.1	60	59	46	4	11	63	0	45	3	11
McCracken, Jason	1	0	1.08	5	0	0	0	1	1	8.1	12	1	1	0	1	2	0	6	0	0
Moore, Justin	1	2	5.14	3	3	0	0	0	0	14.0	14	12	8	2	3	6	0	7	0	0
Nivar, Jose	0	3	10.95	10	0	0	0	0	0	12.1	17	18	15	0	1	17	1	13	1	10
Palsha, Ryan	0	0	5.68	10	0	0	0	0	0	12.2	11	8	8	2	0	11	0	16	0	3
Petersime, Zach	0	0	2.78	10	0	0	0	5	5	22.2	19	7	7	0	3	7	0	10	1	0
Rivera, Jorge	0	0	27.00	1	0	0	0	0	1	0.2	1	2	2	0	0	3	0	0	0	3
Rodriguez, Eduardo	5	7	3.70	22	22	1	0	0	0	107.0	103	56	44	4	5	30	0	73	2	2
Schmarzo, Alex	0	1	6.14	8	0	0	0	1	1	14.2	16	10	10	1	0	4	0	17	2	0
Taylor, Matt	5	7	4.33	23	12	2	0	1	3	95.2	103	59	46	7	6	41	0	85	1	14
Wilkins, Bobby	0	0	1.59	9	0	0	0	0	1	11.1	7	5	2	0	1	3	0	4	1	1
Wilson, Tyler	3	3	5.06	6	6	0	0	0	0	32.0	30	19	18	4	1	11	0	29	1	1
Wooten, Eric	2	3	3.46	11	2	0	0	1	2	39.0	37	20	15	4	2	6	0	30	1	4
TEAM TOTAL	52	86	4.36	138	138	4	2	27	41	1186.0	1184	700	575	89	84	507	5	931	20	113

FRONT OFFICE

ORIOLES REACH

MANAGER & COACHES

2013 ORIOLES

2012 IN REVIEW

OPPONENTS

MINOR LEAGUES

RECORDS & HISTORY

ORIOLE PARK

MEDIA



BALTIMORE ORIOLES

DELMARVA COACHING STAFF

LUIS PUJOLS — MANAGER

Born: November 18, 1955, Santiago, Dominican Republic

Resides: Boynton Beach, FL

NOTES: Is in his first year in the Orioles organization as the manager at Delmarva...Was out of baseball since managing at Double-A Corpus Christi in 2008 and 2009...Also served as manager at Double-A Erie in 2001 before a stint as interim manager of the Detroit Tigers in 2002...Served as a major league first base coach for Montreal from 1993-99 before becoming the Expos' bench coach in 2000...Was named bench coach for the Tigers for 2002 but was named interim manager when Phil Garner was fired after six games...On June 25, 2002, Pujols' Tigers faced Tony Pena's Royals in the first major league game to feature two Dominican-born managers...Pujols served as the Giants' first base coach from 2003-06 and served as bench coach for the 2009 Dominican Republic team in the World Baseball Classic...Over his nine-year major league career as a catcher, Pujols batted .193 with six home runs and 81 RBI...Was originally signed by the Houston Astros as an amateur free agent...Made his major league debut September 22, 1977 against Atlanta...Recorded his first major league hit, a single, September 28, 1977 at Atlanta Fulton County Stadium off Dick Ruthven...Hit his first major league home run July 14, 1978 in game two of a doubleheader at Montreal off Hal Dues...His only major league stolen base was a steal of home on May 19, 1981.

PERSONAL: Is a cousin of Angels first baseman Albert Pujols.

COACHING CAREER

1993-99	First base coach, Montreal Expos
2000	Bench coach, Montreal Expos
2002	Bench coach, Detroit Tigers
2003-06	First base coach, San Francisco Giants
2009	Coach, Dominican Republic, World Baseball Classic

RECORD AS MANAGER

Year	Class	Club	League	W-L	Pct
2001	AA	Erie	Eastern	84-58	.592
2002	MLB	DETROIT	AMERICAN	55-106	.342
2008	AA	Corpus Christi	Texas	55-85	.393
2009	AA	Corpus Christi	Texas	61-79	.436
CAREER TOTALS (4 years)				255-328	.437

WALLACE [BUTCH] DAVIS - FIELD COACH

Born: June 19, 1958, Williamston, NC

Resides: Garner, NC

NOTES: Is in his 19th season in the Orioles organization as he returns to Delmarva as field coach after seven years in the role of minor league roving outfield/bunting instructor...Prior to being a roving instructor, he had spent the previous three years as a coach at Bowie...Was also a coach for the Baysox in 2000 and spent two years (2001-2002) as a coach at Rochester...Was manager at Delmarva in 1999 and Gulf Coast, '97-'98...Returned to the O's organization in '95 following a 14-year professional playing career and spent his first two years as a coach at Rochester...Played one full season ('93, Texas) and parts of six other seasons in the big leagues: Royals ('83-'84), Pirates ('87), Dodgers ('91) and Orioles ('88 & '89)...Was the Royals' 10th round selection in the 1980 First Year Player Draft...Was a two-time league All-Star coming up in the Royals chain, including the Gulf Coast League Player of Year in 1980...Played 3 1/2 seasons before making his big league debut on Aug. 23, 1983, with KC...Burst upon the scene with the Royals that season, hitting .344 with 6 triples in 122 at-bats...Opened '84 with Kansas City, but hit just .147 and was optioned to Omaha on May 10...Did not return to the majors until September 1987, when he appeared in seven games with Pittsburgh...Attended '88 spring training with the Angels, but was released on April 4...Signed with the O's on May 3 and was assigned to Charlotte (AA)...Hit .301 with 13 HR and 82 RBI, earning a 13-game stint with the O's in September...Batted .303 with 29 doubles, 10 homers and 19 SB for Rochester in '89...Signed with the Dodgers in 1990 and put together his finest season with AAA Albuquerque, batting .342 with 31 doubles and 25 stolen bases...Spent the entire '93 season with the Rangers, batting .245 in 159 at-bats...Hit the first ever inside-the-park HR in Camden Yards against the Birds on Aug. 21, 1993 (it was also the first inside-the-park HR by an O's opponent in Baltimore in 33 years)...Finished his pro career playing for Oklahoma City in '94.

PERSONAL: Graduated from East Carolina in 1980...Enjoys bowling, basketball, and chess...Appeared in the movie "Bull Durham" as a player.

COACHING CAREER

1995-96	Coach, Rochester Red Wings, International League, AAA (Orioles)
2000	Coach, Bowie Baysox, Eastern League, AA (Orioles)
2001-02	Coach, Rochester Red Wings, International League, AAA (Orioles)
2003-05	Coach, Bowie Baysox, Eastern League, AA (Orioles)
2006-12	Minor League Roving Outfield/Bunting Instructor (Orioles)
2013-	Field coach, Delmarva Shorebirds, South Atlantic League, A (Orioles)

RECORD AS MANAGER

Year	Class	Club	League	W-L	Pct
1997	R	Sarasota	Gulf Coast	27-33	.450
1998	R	Sarasota	Gulf Coast	28-32	.467
1999	A	Delmarva	South Atlantic	58-80	.420
CAREER TOTALS (3 years)				113-145	.438

FRONT
OFFICE

ORIOLES
REACH

MANAGER &
COACHES

2013
ORIOLES

2012
IN REVIEW

OPPONENTS

MINOR
LEAGUES

RECORDS &
HISTORY

ORIOLE PARK

MEDIA

MINOR LEAGUES



JUSTIN LORD - PITCHING COACH

Born: November 15, 1979, Dothan, AL

Resides: Grovetown, GA

NOTES: Is in his first year in the Orioles organization after four years as a pitching coach in independent baseball...Spent the 2011-12 seasons as pitching coach for the Southern Illinois Miners of the independent Frontier League and the 2009-10 seasons as pitching coach of the Pensacola Pelicans of the independent American Association...Prior to becoming a coach, Lord spent two seasons as a pitcher in the Royals organization (2001, 2003), one year in the Pirates organization (2004) and three seasons with the independent St. Paul (MN) Saints (2006-08)...Missed the 2002 and 2005 seasons to injury...He was signed by the Royals as a non-drafted free agent out of Florida State University.

PERSONAL: Justin, and his wife, Amy, have a daughter, Abigail (3)...Has a degree in finance from Florida State University and will finish his master's degree in sports psychology this fall at California Southern University...Attended Marianna (FL) HS.

COACHING CAREER

2009-10	Pitching Coach, Pensacola Pelicans, American Association (Independent)
2011-12	Pitching Coach, Southern Illinois Miners, Frontier League (Independent)
2013-	Pitching Coach, Delmarva Shorebirds, South Atlantic League, A (Orioles)

GREG SVARCZKOPF, A.T.C., C.S.C.S. - ATHLETIC TRAINER

Born: June 18, 1981, Baltimore, MD

Resides: Morrisville, PA

NOTES: In his fifth year in the Orioles organization and first with Delmarva as athletic trainer...Prior to joining the Orioles, he spent five years in minor league hockey, working for the Fresno Falcons in 2008-09, the Flint Generals in 2007-2008, the Pensacola IcePilots (2006-07) and Trenton Devils (2004-06)...Is a member of the National Athletic Trainers Association and Professional Hockey Athletic Trainers Society and the Society of Professional Hockey Equipment Managers.

PERSONAL: Graduated from Chesapeake HS in Pasadena, MD...Received Athletic training degree from University of Indianapolis in Indianapolis, IN.

STRENGTH AND CONDITIONING CAREER

2009-11	Strength and Conditioning Coach, Bowie Baysox, Eastern League, AA (Orioles)
2012	Athletic Trainer, Baltimore Orioles Florida complex
2013-	Athletic Trainer, Delmarva Shorebirds, South Atlantic League, A (Orioles)

MINOR LEAGUE PLAYERS OF THE YEAR

The Orioles winners of their player development and scouting awards for 2012 were OF **L.J. HOES** as the club's top minor league player and RHP **DYLAN BUNDY** as the club's top minor league pitcher.

Hoes, the Brooks Robinson Minor League Player of the Year, hit a combined .287 with five home runs and 54 runs batted in for Norfolk and Bowie. He also had a .372 on-base percentage, 20 stolen bases and 79 runs scored. His 79 runs scored ranked him second in the organization. He had the 5th-most stolen bases in the organization. Hoes' 147 hits were the 3rd-most and his 65 walks were the 4th-most in the organization. His .287 batting average was the 4th-highest among qualifying Orioles minor league players. He was the Orioles' Minor League Player of the Month for August, during which he hit .321 with a home run, 15 runs batted in, 18 runs scored and two stolen bases. He was the Orioles' third round selection in the 2008 First-Year Player Draft out of St. John's High School in Washington, D.C. and was signed by Orioles scout, Dean Albany.

Bundy, the Jim Palmer Minor League Pitcher of the Year, went a combined 9-3 with a 2.08 ERA in 103.2 innings pitched as a 19-year-old in his first professional season. After spending time at Bowie, Frederick and Delmarva, Bundy earned a promotion to the major leagues in September. Bundy was named a Minor League All-Star by Baseball America one year after being selected fourth overall in the 2011 First-Year Player Draft out of Owasso (OK) High School, signed by Orioles scout, Ernie Jacobs. He was also a Mid-Season All-Star and the Pitcher of the Week for the week ending August 6 in the Carolina League. He was the Orioles' Pitcher of the Month for April, during which he struck out 25 batters and walked two in 17.0 innings at Delmarva. Bundy earned the win in the MLB Sirius XM All-Star Futures Game in Kansas City, allowing three hits in a scoreless 4th inning for the U.S. team. Bundy's 119 strikeouts were the 2nd-most among Orioles minor leaguers. Following the minor league season, he was named the number two prospect in the minors by MLB.com. Bundy was recalled by the Orioles on September 19 and was the first Oriole to debut before his 20th birthday since RHP **MIKE ADAMSON**, July 1, 1967 (19 years, 291 days) when he debuted on September 23 in Boston.



BALTIMORE ORIOLES



ABERDEEN IRONBIRDS

New York-Penn League (SS-A)
Ripken Stadium
873 Long Drive
Aberdeen, MD 21001
(410) 297-9292
www.ironbirdsbaseball.com

OFFICIALS

Brad Cox- General Manager
Jason Vaughn- Public Relations
Matt Merullo- Manager
Alan Mills- Pitching Coach
Jon Matthews- Coach
Moe Hill- Coach
Trek Schuler- Athletic Trainer

2013 ABERDEEN IRONBIRDS SCHEDULE

June 17-19 vs. Hudson Valley
June 20-22 @ Brooklyn
June 23-25 @ Staten Island
June 26-27 vs. Brooklyn
June 28-30 vs. Staten Island
July 1-3 @ Hudson Valley
July 4-6 vs. Brooklyn
July 7-9 @ Tri-City
July 10-12 vs. State College
July 13-15 vs. Williamsport

July 17-19 @ Vermont
July 20-22 @ Jamestown
July 23-25 vs. Vermont
July 26-27 @ Hudson Valley
July 28-29 @ Staten Island
July 30-August 1 vs. Mahoning Valley
August 2-4 vs. Tri-City
August 6-8 @ Auburn
August 9-11 @ Batavia
August 12-13 All Star Break

August 14-15 vs. Staten Island
August 16-18 @ Connecticut
August 19-20 vs. Hudson Valley
August 21-22 @ Hudson Valley
August 23-25 vs. Connecticut
August 26-28 @ Lowell
August 29-30 vs. Hudson Valley
August 31-September 1 @ Brooklyn
September 2-4 vs. Lowell

2012 SEASON SUMMARY

SUMMARY: The IronBirds went 28-48 in the New York Penn-League McNamara Division, finishing last.

PLAYER HIGHLIGHTS: Tom Winegardner ranked 5th in the league with 18 games finished...Winegardner converted 10 of 11 save opportunities, pitching to a 0.90 ERA...**Sander Beck** held batters to a .177 batting average, the 4th lowest in the league among relievers...Beck had the third highest SO/9 IP Ratio in the league at 11.98, he struck out 59 batters over 44.1 innings...2012 first round pick (4th overall) **Kevin Gausman** started two games, throwing 6.0 combined shutout innings, allowing one hit before being promoted to Single-A Frederick...Second-round pick **Branden Kline** pitched to a 4.50 ERA over four starts, striking out 12 batters in 12.0 innings...Fourth-round pick **Christian Walker** batted .284 with two home runs and nine RBI in 22 games...Eighth rounder **Torsten Boss** batted .257 with a team-leading five home runs, 14 doubles and 27 RBI in 65 games...Boss led the team with a .414 slugging percentage...10th rounder **Joel Hutter** batted .257 with a team-leading 16 doubles and a team-leading 30 RBI in 64 games, including a 13-game hit streak from July 25-August 10...Hutter was named the IronBirds Most Valuable Player...18th rounder **Sam Kimmel** batted .282 with three triples in 47 games...**Josh Hader** pitched a combined 8.1 scoreless innings over five outings, giving up two hits while striking out 13...**Cameron Edman** finished the season with a .992 fielding percentage in 41 games...**Mark Blackmar** pitched to a 3.57 ERA over 14 games, including a team-best 1.40 WHIP.

HOWARD WINS ELROD HENDRICKS AWARD

LHP **TRENT HOWARD** was named the 2012 recipient of the Elrod Hendricks Minor League Community Service Award. Howard, the Orioles' seventh-round pick in 2011 out of Central Michigan University, displayed outstanding character both on and off the field. He was part of numerous appearances in the community (approximately 30 hours' worth) including baseball camps around Frederick and Washington D.C. Howard also attended library reading events, charity walks and visits.

FRONT OFFICE
ORIOLES REACH
MANAGER & COACHES
ORIOLES
2013
IN REVIEW
2012
OPPONENTS
MINOR LEAGUES
RECORDS & HISTORY
ORIOLE PARK
MEDIA

MINOR LEAGUES



2012 ABERDEEN IRONBIRDS STATISTICS

BATTERS	AVG	G	AB	R	H	2B	3B	HR	RBI	BB	IBB	SO	SB	CS	OBP	SLG	OPS	SF	SAC	HBP	DP
Adams, Ryan	.333	2	6	0	2	0	0	0	1	2	0	1	0	0	.500	.333	.833	0	0	0	0
Baker, Aaron	.250	1	4	0	1	1	0	0	0	0	0	2	0	0	.250	.500	.750	0	0	0	0
Bernadina, Roderick	.259	30	116	19	30	5	1	0	14	9	0	19	4	0	.313	.319	.631	2	0	1	2
Boss, Torsten	.257	65	237	33	61	14	4	5	27	30	2	53	9	3	.360	.414	.774	0	0	8	4
Bream, Doug	.260	15	50	7	13	5	0	1	11	1	0	12	0	0	.315	.420	.735	0	1	3	2
Caronia, Anthony	.233	33	103	13	24	1	2	1	7	12	0	26	10	4	.316	.311	.627	1	0	1	0
Davis, Adam	.000	1	3	0	0	0	0	0	0	0	0	1	0	0	.000	.000	.000	0	0	0	0
Edman, Cameron	.211	42	152	14	32	9	0	4	24	9	0	40	0	0	.256	.349	.605	2	0	1	2
Herbst, Lucas	.270	38	141	21	38	7	4	1	16	2	0	23	2	2	.293	.397	.690	3	1	4	2
Hernandez, Manuel	.180	15	50	3	9	3	0	0	4	4	0	12	0	1	.283	.240	.523	2	0	4	0
Howard, Will	.217	65	240	21	52	8	0	0	20	18	0	50	13	3	.270	.250	.520	4	2	1	7
Hutter, Joel	.257	64	245	22	63	16	1	0	30	21	0	30	3	0	.317	.331	.648	1	0	1	7
Kalush, Scott	.138	35	94	7	13	1	0	0	5	18	0	30	1	2	.283	.149	.432	0	2	1	1
Kimmel, Sam	.282	47	163	21	46	4	3	3	18	14	0	20	9	3	.346	.399	.745	2	1	3	1
Leonora, Dudley	.200	12	35	1	7	2	0	0	3	2	0	5	0	0	.243	.257	.500	0	0	0	0
Lorenzo, Gregory	.317	9	41	8	13	1	0	0	6	1	0	5	6	1	.364	.341	.705	0	1	2	0
Mercedes, Alexander	.267	3	15	0	4	1	0	0	0	0	0	3	0	0	.267	.333	.600	0	0	0	0
Ortiz, Roberto	.169	16	59	6	10	4	0	0	8	5	0	17	3	0	.231	.237	.468	1	0	0	0
Pena, Jerome	.319	13	47	6	15	0	2	1	8	5	0	12	1	1	.404	.468	.872	2	0	3	1
Perez, Pedro	.107	8	28	1	3	1	0	0	3	2	0	9	0	0	.167	.143	.310	0	0	0	0
Richards, Kristopher	.077	4	13	0	1	0	0	0	0	1	0	5	0	0	.143	.077	.220	0	0	0	1
Roberts, Brian	.000	1	4	1	0	0	0	0	0	1	0	2	0	0	.200	.000	.200	0	0	0	0
Segui, Cory	.100	3	10	1	1	0	0	0	0	1	0	6	0	0	.308	.100	.408	0	0	2	0
Simpson, Creede	.234	62	239	29	56	6	3	5	28	22	0	60	4	0	.299	.347	.647	2	1	1	3
Townsend, Tyler	.429	4	14	3	6	2	0	0	0	1	0	1	0	0	.500	.571	1.071	0	0	1	1
Vega, Anthony	.194	64	232	34	45	7	5	4	17	33	0	69	14	2	.304	.319	.623	1	3	4	0
Velleggia, Joe	.107	7	28	3	3	2	1	0	0	1	0	10	0	0	.138	.250	.388	0	0	0	1
Veloz, Hector	.219	8	32	3	7	2	0	0	1	0	0	11	0	0	.242	.281	.524	0	0	1	1
Walker, Christian	.284	22	81	12	23	5	0	2	9	10	0	14	2	1	.376	.420	.796	0	0	2	1
Weems, Chase	.190	11	21	2	4	2	0	1	2	0	0	8	0	0	.227	.429	.656	0	0	1	1
Welty, Ronnie	.700	3	10	5	7	2	0	2	8	5	0	1	0	0	.800	1.50	2.300	0	0	0	0
Winegardner, Tom	.194	9	31	5	6	3	1	0	3	7	0	6	2	0	.342	.355	.697	0	0	0	0
TEAM TOTAL	.234	76	2544	301	595	114	27	30	273	237	2	553	83	23	.308	.335	.643	23	12	45	38

PITCHERS	W	L	ERA	G	GS	CG	SHO	SV	SVO	IP	H	R	ER	HR	HB	BB	IBB	SO	BK	WP
Beck, Sander	4	3	2.44	17	0	0	0	1	2	44.1	28	18	12	4	2	21	2	59	0	7
Blackmar, Mark	4	3	3.57	14	7	0	0	0	0	63.0	65	33	25	1	4	23	0	29	1	4
Coffey, Cameron	3	5	5.23	13	7	0	0	0	0	53.1	55	37	31	4	2	23	0	33	0	2
Escat, Gene	0	0	2.35	7	0	0	0	0	0	7.2	6	2	2	0	0	5	1	5	0	2
Esquivel, Jaime	2	3	7.20	8	4	0	0	0	1	25.0	28	24	20	2	2	19	0	29	0	6
Fernandez, Jesse	0	1	2.79	10	0	0	0	0	0	19.1	20	6	6	0	1	11	0	15	0	1
Gausman, Kevin	0	0	0.00	2	2	0	0	0	0	6.0	1	0	0	0	0	0	0	5	0	0
Guzman, Juan	2	0	1.66	7	7	0	0	0	0	38.0	27	12	7	3	2	11	0	43	0	4
Hader, Josh	0	0	0.00	5	0	0	0	0	0	8.1	2	0	0	0	1	2	0	13	0	0
Jimenez, Enrico	0	2	5.63	8	0	0	0	0	0	16.0	17	14	10	1	0	18	0	10	0	2
Kline, Brandon	0	0	4.50	4	4	0	0	0	0	12.0	12	7	6	1	0	4	0	12	0	0
McCracken, Jason	1	1	2.53	5	0	0	0	0	0	10.2	10	4	3	0	0	1	0	1	0	0
Medina, Jhondaniel	0	0	9.00	1	0	0	0	0	0	4.0	3	4	4	0	2	3	0	3	0	0
Nivar, Jose	2	3	4.68	20	0	0	0	2	2	32.2	25	23	17	0	5	30	0	27	0	8
Palsha, Ryan	0	0	11.25	2	0	0	0	0	0	4.0	7	5	5	1	0	3	0	1	0	0
Parry, Bennett	0	3	2.63	11	0	0	0	1	1	27.1	24	12	8	0	1	12	0	26	0	2
Petersime, Zach	0	0	3.00	1	0	0	0	0	0	3.0	4	1	1	0	0	0	0	0	0	0
Pinales, Elias	0	0	9.53	3	0	0	0	0	0	5.2	8	6	6	0	0	4	0	9	0	3
Richardson, David	3	4	5.58	15	12	0	0	0	0	61.1	63	45	38	3	5	37	0	54	0	9
Rivera, Jorge	1	3	3.26	8	8	0	0	0	0	30.1	21	13	11	0	4	21	0	34	1	1
Rutledge, Lex	0	3	9.49	6	6	0	0	0	0	12.1	16	17	13	1	0	13	0	12	0	3
Salas, Domingo	0	0	0.00	1	0	0	0	0	0	1.0	1	2	0	0	0	2	0	1	0	0
Santana, Alexander	1	0	0.00	1	0	0	0	0	0	4.0	1	0	0	0	0	2	0	3	0	0
Schmarzo, Alex	0	0	1.77	10	0	0	0	1	1	20.1	11	4	4	1	4	4	0	15	0	0
Severino, Janser	0	0	0.00	3	0	0	0	1	1	2.2	1	0	0	0	0	1	1	4	0	0
Vader, Sebastian	1	8	3.71	14	13	0	0	0	0	70.7	77	36	29	1	2	24	0	49	0	10
Wager, Brady	0	2	5.06	6	6	0	0	0	0	26.2	30	20	15	2	4	6	0	18	0	4
Ward, Dustin	0	0	12.00	3	0	0	0	0	0	6.0	11	8	8	0	1	7	0	10	0	0
Wilkins, Bobby	1	1	4.66	12	0	0	0	1	3	19.1	25	13	10	2	0	7	0	22	0	2
Winegardner, Tom	2	1	0.90	19	0	0	0	10	11	20.0	10	3	2	1	0	4	0	21	0	0
Wise, Kenneth	1	2	5.63	10	0	0	0	0	2	16.0	15	13	10	0	2	19	0	11	0	4
TEAM TOTAL	28	48	4.07	76	76	0	1	17	24	670.2	624	382	303	28	44	337	4	574	2	74

FRONT
OFFICE

ORIOLES
REACH

MANAGER &
COACHES

2013
ORIOLES

2012
IN REVIEW

OPPONENTS

MINOR
LEAGUES

RECORDS &
HISTORY

ORIOLE PARK

MEDIA



BALTIMORE ORIOLES

ABERDEEN COACHING STAFF

MATT MERULLO - MANAGER

Born: August 4, 1965, Winchester, MA

Resides: Madison, CT

NOTES: Enters his first season as manager at Aberdeen after 13 years as Northeast Area scouting supervisor (1998-2010) for the Arizona Diamondbacks and two years of doing private baseball instruction in the northeast (2011-12)...Played six years in the big leagues (1989, 1991-95) with the White Sox, Indians and Twins...Made his major league debut April 12, 1989 for Chicago (AL) at Seattle and recorded his first major league hit, a single off Oakland's Dave Stewart, on April 14, 1989 in Chicago...Hit his first major league home run April 14, 1989 in Chicago off Oakland's Rick Honeycutt...His last major league homer was his only grand slam, August 5, 1995 for Minnesota against Kansas City's Billy Brewer.

PERSONAL: Matt and his wife, Chris, have three children: a son, Matt (20), and daughters Allie (17) and Carly (14)...Matt is a junior catcher at James Madison University...Is a third-generation professional baseball player as his grandfather, Lennie, was a shortstop for the Cubs in the 1940's and his father, Leonard, played in the Pirates organization in the 1960's.

ALAN MILLS — PITCHING COACH

Born: October 18, 1966 Lakeland, FL

Resides: Lakeland, FL

NOTES: Is in his third season as a professional pitching coach and second season as a coach in the Orioles organization with Aberdeen...Served as the pitching coach for Detroit's Short Season-A Oneonta club in 2008...Appeared in 474 major leagues games over 12 seasons with the Orioles (346 games), Dodgers (86 games) and Yankees (42 games)...Had a career record of 39-32 with a 4.12 ERA and 15 saves...Pitched in three post-season series for Baltimore (1996 ALCS, 1997 ALDS and ALCS)...Was selected by the California Angels in the first round (eighth overall) of the 1986 secondary phase draft out of Polk State College...Also attended Tuskegee University until they abandoned baseball scholarships...Served as Head Baseball Coach at his alma mater, Kathleen High School in Lakeland, Florida in 2010 and 2011.

PERSONAL: Has four children; Tyson (16), Alana (12), Mason (10) and Ashton (born March 1, 2011).

COACHING CAREER

2008	Pitching Coach, Oneonta, New York-Penn League, Short-A (Tigers)
2012-	Pitching Coach, Aberdeen IronBirds, New York-Penn League, Short-A (Orioles)

JON MATTHEWS - FIELD COACH

Born: March 18, 1972, Centerville, IA

Resides: Centerville, IA

NOTES: Is in his first year in the organization after spending the last 14 years as an assistant coach at Indian Hills (IA) Junior College...Also taught economics at Indian Hills in addition to his coaching duties...Prior to his stint at Indian Hills was manager of the Twins' short season club in Elizabethton, TN (1998-99)...Was a field coach for Class A Fort Myers in 1997 and served as an intern coach for the Gulf Coast League Twins in 1996...Prior to joining the Twins, served as a part-time coach for the University of Iowa (1995-96)...Was selected in the 47th round of the 1994 draft out of the University of New Orleans and played one season with Bend in the short-season Northwest League...Was also drafted out of Centerville HS in the 57th round of the 1990 draft by the Kansas City Royals.

PERSONAL: Received a degree in economics from the University of New Orleans in 1994 and his master's degree in athletic administration from the University of Iowa...Is the father of 10 year-old twins; a son, Merrick, and a daughter, Claire.

COACHING CAREER

1996	Intern Coach, GCL Twins, Gulf Coast League, A (Twins)
1997	Field Coach, Fort Myers Miracle, Florida State League, A (Twins)
2013-	Field Coach, Aberdeen Ironbirds, New York-Penn League, A (Orioles)

RECORD AS MANAGER

Year	Class	Club	League	W-L	Pct
1998	A	Elizabethton	Appalachian	38-29	.567
1999	A	Elizabethton	Appalachian	40-30	.571
CAREER TOTALS (2 years)				78-59	.569

MINOR LEAGUES



TREK SCHULER, A.T.C. — ATHLETIC TRAINER

Born: April 15, 1968, Grand Forks, ND

Resides: Bel Air, MD

NOTES: Is in his 14th season as an athletic trainer in the Orioles organization and his fifth in Aberdeen...Served as trainer for the Frederick Keys from 2004-2008 after two years at Delmarva...Joined the organization in 2000, serving as trainer at Gulf Coast before moving to Bluefield the next year...Prior to coming to the Orioles, served two years as athletic trainer for Sioux Valley Hospital in South Dakota...Was athletic trainer for the Thunder Bay (CN) Whiskey Jacks of the independent Northern League in 1998...Is certified by the National Athletic Trainers Association...Was named Carolina League Trainer of the Year in 2006.

PERSONAL: He and his wife, Angela, have an eight-year old son, Andrew...Received his BS degree in Physical Education from Mankato State in 1991, where he was also a student trainer...Played basketball two years ('87-'88) at the University of Minnesota-Crookston...Earned his Master of Science degree in Kinesiology from the University of North Dakota in 1998.

ATHLETIC TRAINING CAREER

2000	Trainer, Gulf Coast Orioles, Gulf Coast League, Rookie (Orioles)
2001-03	Trainer, Delmarva Shorebirds, South Atlantic League, A (Orioles)
2004-08	Trainer, Frederick Keys, Carolina League, A (Orioles)
2009-	Trainer, Aberdeen IronBirds, New York-Penn League, A (Orioles)

RUSSO AWARD PRESENTED

Special Assignment Scout **JIM HOWARD** received the 2012 Jim Russo Scout of the Year Award, named in honor of the man who spent 33 years in various scouting capacities with the Orioles beginning with their move from St. Louis in 1954. Howard has been an Orioles scout for 24 years, having started with the organization in 1988. He contributed directly to the 2012 Orioles squad by making key recommendations to acquire pitchers **JASON HAMMEL** and **MATT LINDSTROM**. He signed All-Star closer **JIM JOHNSON** after the Orioles selected him in the 5th Round of the 2001 Draft out of Union-Endicott (NY) High School and was instrumental in the decision to draft **RHP KEVIN GAUSMAN** 4th overall in the 2012 First Year Player Draft out of Louisiana State University.

DID YOU KNOW?

- Former Orioles pitcher Scott McGregor, now a coach in the Orioles minor league system, is one of 26 first-round draft picks ever to win 20 games in a season. A first-round pick of the Yankees in 1972 (12th overall pick), he won 20 games for the Orioles in 1980. In addition to McGregor, first-round picks who were 20-game winners at least once in their careers include Josh Beckett, Kevin Brown, Chris Carpenter, Roger Clemens, Joe Coleman, R.A. Dickey, Dwight Gooden, Gio Gonzalez, Bill Gullickson, Roy Halladay, Rick Helling, Ian Kennedy, Clayton Kershaw, Jack McDowell, Matt Morris, Mark Mulder, Mike Mussina, David Price, C.C. Sabathia, Rick Sutcliffe, Justin Verlander, Adam Wainwright, Jered Weaver, Bob Welch and Barry Zito.
- Former Orioles pitcher Milt Pappas is one of 12 pitchers in major league history to hit a solo home run and win a game 1-0. He did it April 18, 1962, homering in the fifth inning to beat the Yankees' Bill Stafford at Memorial Stadium in Baltimore.
- Orioles RHP Moe Drabowsky struck out 11 Dodgers in relief in Game 1 of the 1966 World Series, to become the only reliever to fan more than nine batters in a World Series game. Harvey Haddix has the Orioles' regular season record for strikeouts by a reliever, also with 11, on June 15, 1964 vs. Chicago.
- The 1998 Orioles were the only team in history to field a batting order that featured four players with 300 career home runs: Joe Carter (387 at the time), Cal Ripken (384), Harold Baines (348) and Rafael Palmeiro (314).
- Al Bumbry is one of 20 American League players to hit three triples in one game. He did it September 22, 1973 at Milwaukee.
- Mike Cuellar and Dave McNally won at least 20 games each for the Orioles from 1969 through 1971, the only teammates to do that three straight seasons since 1951.

FRONT
OFFICE

ORIOLES
REACH

MANAGER &
COACHES

2013
ORIOLES

2012
IN REVIEW

OPPONENTS

MINOR
LEAGUES

RECORDS &
HISTORY

ORIOLE PARK

MEDIA



BALTIMORE ORIOLES



GULF COAST ORIOLES

Gulf Coast League (Rookie)
Twin Lakes Park
6700 Clark Road
Sarasota, FL 34241
(941) 923-1996

OFFICIALS

Juan "Orlando" Gomez- Manager
Wilson Alvarez- Pitching Coach
Milt May- Coach
Ramon Sambo- Coach
Chris Poole- Athletic Trainer

2012 GULF COAST ORIOLES SEASON SUMMARY

SUMMARY: The Orioles went 25-35 in the Gulf Coast League South Division, finishing last.

PLAYER HIGHLIGHTS: 2012 third-round pick **Adrian Marin** batted .287 with seven doubles, three triples and 24 runs scored in 47 games...Marin led the team with 51 hits and 24 runs scored...**Nikolas Balog** batted .376 with a team-high 12 doubles and 10 RBI in 28 games...He led the team with a .541 slugging percentage and had an OPS of .971...**Gregory Lorenzo** batted .316 with four doubles, three triples and two home runs in 25 games...**Manuel Hernandez** led the team with 19 RBI and was tied for the team lead with three home runs...**Hector Veloz** batted .281 with nine doubles, three triples and tied for the team lead with three home runs...Veloz was second on the team with 19 RBI...**Raymond Hunnicutt** led the team with nine stolen bases...**Jhondaniel Medina** pitched to a 3.72 ERA over 10 appearances...He led the team with 47 strikeouts in a team-high 46.0 innings pitched...**Jose Figueroa** led the team with 15 appearances and six saves, compiling a 3.93 ERA...**Eric Wooten** went 2-0, pitching a combined 14.0 scoreless innings, striking out 15 over three appearances...**Joseph Yermal** pitched to a 1.42 ERA over 12.2 combined innings in five appearances... 2012 19th-round pick **Josh Hader** pitched to a 2.66 ERA over 20.2 combined innings in 12 appearances...Hader recorded two saves and had a 0.93 WHIP.

2012 GULF COAST ORIOLES STATISTICS

BATTERS	AVG	G	AB	R	H	2B	3B	HR	RBI	BB	IBB	SO	SB	CS	OBP	SLG	OPS	SF	SAC	HBP	DP
Adams, Ryan	.167	2	6	1	1	0	0	0	0	1	0	1	0	0	.286	.167	.452	0	0	0	0
Aguilar, Andres	.234	37	111	14	26	5	0	0	6	6	0	25	2	1	.298	.279	.577	0	2	4	3
Balog, Nikolas	.376	28	85	9	32	12	1	0	10	6	0	10	0	0	.430	.541	.971	0	0	2	3
Bleeker, Derrick	.238	14	42	3	10	2	1	0	2	4	0	9	2	0	.304	.333	.638	0	0	0	2
Capellan, Byron	.203	42	133	15	27	6	0	0	6	6	0	13	2	1	.246	.248	.495	1	4	2	7
Coronia, Anthony	.500	3	12	1	6	0	0	0	3	0	0	2	1	1	.538	.500	1.038	0	0	1	0
Chavez, Endy	.000	1	4	0	0	0	0	0	0	0	0	2	0	0	.000	.000	.000	0	0	0	0
Exposito, Luis	.235	5	17	1	4	0	0	0	1	0	0	0	0	0	.235	.235	.471	0	0	0	3
Frantini, Brett	.000	3	5	1	0	0	0	0	0	1	0	3	0	0	.286	.000	.286	0	0	1	0
Graham, Jack	.118	17	34	0	4	0	0	0	0	4	0	16	0	0	.231	.118	.348	0	0	1	0
Hernandez, Manuel	.234	46	154	17	36	6	1	3	19	12	0	36	1	2	.306	.344	.651	2	0	5	4
Hunnicutt, Raymond	.170	27	94	10	16	1	0	1	6	13	0	23	9	2	.295	.213	.507	1	0	4	1
Kalush, Scott		1	0	0	0	0	0	0	0	0	0	0	0	0		.000	0	0	0	0	0
Lartigue, Oswill	.170	16	47	4	8	1	0	0	2	3	0	7	0	0	.220	.191	.411	0	0	0	1
Lorenzo, Gregory	.316	25	76	9	24	4	3	2	7	3	0	15	4	3	.381	.526	.907	0	0	5	0
Marin, Adrian	.287	47	178	24	51	7	3	0	13	11	0	34	6	1	.339	.360	.698	0	1	3	4
Mercedes, Alexander	.185	7	27	3	5	0	0	0	0	2	0	2	3	1	.241	.185	.427	0	2	0	3
Murphy, Tanner	.188	22	69	4	13	2	0	0	6	7	0	9	0	0	.263	.217	.481	0	2	0	3
Ohlman, Michael	.276	8	29	5	8	3	0	1	3	2	0	10	1	0	.323	.483	.805	0	0	0	0
Pellegrino, Dan	.194	16	36	1	7	2	0	0	4	3	0	9	0	0	.286	.250	.536	1	0	2	0
Richards, Kristopher	.127	37	118	11	15	4	0	1	14	14	0	39	4	1	.239	.186	.426	2	4	4	5
Richards, Tommy	.221	34	113	14	25	5	0	0	6	5	0	16	0	1	.260	.265	.526	3	0	2	4
Russell, Steel	.180	39	128	7	23	2	1	0	11	9	0	22	0	0	.236	.211	.447	2	0	1	6
Segui, Cory	.133	5	15	1	2	0	0	0	1	1	0	5	0	0	.176	.133	.310	1	0	0	0
Simmons, Jalen	.172	38	116	11	20	5	1	1	9	8	0	52	2	2	.242	.259	.501	1	0	3	4
Teagarden, Taylor	.125	3	8	0	1	0	0	0	0	2	0	2	0	0	.364	.125	.489	0	0	1	0
Townsend, Tyler	.152	10	33	3	5	1	0	3	8	3	0	12	0	0	.222	.455	.677	0	0	0	1
Veloz, Hector	.281	34	121	14	34	9	2	3	18	8	0	30	0	0	.338	.463	.801	1	0	3	2
Welty, Ronnie	.200	3	10	1	2	1	0	0	0	2	0	3	0	0	.333	.300	.633	0	0	0	0
TEAM TOTAL	.223	60	1837	186	409	78	13	15	155	139	0	412	37	16	.291	.304	.595	15	15	44	

MINOR LEAGUES



PITCHERS	W	L	ERA	G	GS	CG	SHO	SV	SVO	IP	H	R	ER	HR	HB	BB	IBB	SO	BK	WP
Dominguez, Dion	3	1	3.18	10	0	0	0	0	0	22.2	17	8	8	0	5	13	0	27	2	4
Figuerro, Jose	0	0	3.93	15	0	0	0	6	7	18.1	16	8	8	0	2	11	0	16	2	7
Green, Chris	1	0	0.00	3	0	0	0	0	0	5	2	0	0	0	0	0	0	10	0	0
Grendell, Kevin	0	4	7.27	7	7	0	0	0	0	17.1	17	15	14	2	1	11	0	29	1	1
Grim, Nicholas	0	0	11.74	6	0	0	0	0	0	7.2	12	10	10	0	3	9	0	4	0	5
Hader, Josh	2	0	2.66	12	0	0	0	2	2	20.1	12	7	6	2	2	7	0	35	0	3
Lin, Yi-Hsiang	0	5	6.68	11	5	0	0	0	0	32.1	40	35	24	1	0	16	0	22	1	3
Lindstrom, Matt	0	0	4.50	2	2	0	0	0	0	2	2	1	1	0	0	0	0	2	0	0
McAdams, Sean	3	0	6.27	13	0	0	0	0	1	18.2	24	16	13	0	0	12	0	20	0	1
McCracken, Jason	2	2	3.43	5	4	0	0	0	0	21	18	9	8	0	1	10	0	15	1	1
Medina, Jhondaniel	1	3	3.72	10	7	0	0	2	3	46	33	20	19	2	4	17	0	47	0	9
Parry, Bennett	1	1	2.79	4	3	0	0	0	0	19.1	13	6	6	1	1	2	0	26	0	0
Pellegrino, Dan	0	0	19.29	2	0	0	0	0	0	2.1	5	5	5	0	1	1	0	3	0	0
Pinales, Elias	2	3	2.48	8	7	0	0	0	0	36.1	30	13	10	1	1	9	0	33	0	2
Pineiro, Joel	0	0	2.25	3	3	0	0	0	0	12	9	4	3	0	0	1	0	10	0	1
Pintar, Jake	0	2	3.57	11	0	0	0	0	0	17.2	19	8	7	2	1	9	0	11	2	2
Porter, Duke	0	0	1.80	6	0	0	0	0	0	10	6	2	2	0	0	4	0	5	1	1
Rennie, Luc	1	1	3.04	12	0	0	0	1	1	26.2	24	10	9	0	3	9	0	27	0	2
Rosan, Joe	0	0	0.00	3	0	0	0	0	0	4	1	0	0	0	0	1	0	4	0	0
Rutledge, Lex	0	1	1.64	6	0	0	0	0	0	11	9	6	2	0	0	3	0	13	0	2
Salas, Domingo	3	2	3.96	12	5	0	0	1	2	36.1	45	18	16	1	0	14	0	34	1	4
Santana, Alexander	3	1	3.38	6	6	0	0	0	0	29.1	23	15	11	0	2	12	0	33	1	2
Schreurs, Ron	0	0	0.00	2	0	0	0	0	0	3	0	0	0	0	0	1	0	3	0	0
Severino, Janser	1	5	4.89	13	4	0	0	0	0	38.2	41	25	21	0	6	11	0	38	1	17
Torres, Dennis	0	0	0.00	2	0	0	0	0	0	2.1	2	0	0	0	0	0	0	2	0	0
Wager, Brady	0	2	4.26	6	3	0	0	0	0	12.2	15	8	6	0	0	5	0	12	0	0
Wooten, Eric	2	0	0.00	3	2	0	0	0	0	14	7	0	0	0	0	3	0	15	0	0
Yermal, Joseph	0	2	1.42	5	2	0	0	1	1	12.2	12	4	2	0	0	0	0	9	0	0
Team Total	25	35	3.76	60	60	0	5	13	17	499.2	454	253	209	12	33	191	0	505	13	67

GULF COAST COACHING STAFF

JUAN "ORLANDO" GOMEZ - MANAGER

Born: June 24, 1946, Juan Diaz, PR

Resides: Juan Diaz, PR

NOTES: Is in his ninth season in the organization and returns to the GCL Orioles for a second stint as manager there...Spent the past three seasons managing Frederick, where he led the Keys to the 2011 Carolina League championship in 2011 and was named winner of the Cal Ripken Sr., Player Development Award that year...Is the winningest manager in Keys history and the only manager with more than 200 wins in franchise history...Managed Delmarva in 2009, Bluefield in 2008 and the GCL Orioles in 2007...Spent 2005-06 as batting practice pitcher on the Orioles major league staff...In addition to throwing batting practice, charted pitches on the radar gun at Camden Yards in 2005 and served as bullpen catcher in 2006...This year will mark Gomez's 49th season in professional baseball and his 36th year as a scout, coach or manager...Prior to coming to the Orioles, spent the previous four years in the Seattle organization and was the Mariners' bullpen coach his last two seasons...Was a coach for AAA Tacoma in 2002 and AA San Antonio in 2001...Following his 13-year minor league playing career, became manager at Class A Medicine Hat in 1977...Managed the following two years in the Puerto Rican Amateur League before spending the following six seasons with the Texas Rangers...Was a scout for Texas, 1980-1981, and signed Ruben Sierra and Jose Guzman, among others...Was a coach for AA Tulsa in 1982 before managing at Class A Burlington in 1983 and returning to Tulsa as manager, 1984-1985...Joined the Indians' organization as a manager for AA Waterbury in 1986 and split the 1987 season between AAA Buffalo and AA Williamsport...Returned to the Rangers' system as manager for Class A Gastonia, 1988-1990...Was named South Atlantic League Manager of the Year in 1989, after leading the club to the championship series...Joined the Rangers' major league staff as bullpen coach in 1991 and first base coach in 1992...Served as field coach for Class A Bellingham in the Mariners' system, 1993-1994...Managed each of the next three seasons for the Mariners affiliates in Class A Everett (1995 and 1997) and AA Port City (1996)...Served as bullpen coach for the Tampa Bay Devil Rays for three years, 1998-2000, before returning to the Seattle organization.

PERSONAL: Wife's name is Nylsa...Has six children: Jimmie, John, Orlando, Juan, Rieny and Melanie...His son-in-law is former major league infielder and current Norfolk field coach Jose Hernandez...Graduated from Felipe Diaz HS in Puerto Rico in 1964 and later that season began his minor league career...Batted .220 in 667 minor league games as a catcher in the New York Yankees (1964-66) and Oakland A's (1967-76) systems.



BALTIMORE ORIOLES

COACHING CAREER

1982	Field Coach, Tulsa Drillers, Texas League, AA (Rangers)
1991	Bullpen Coach, Texas Rangers
1992	First Base Coach, Texas Rangers
1993-94	Field Coach, Bellingham Mariners, Northwest League, A (Mariners)
1998-2000	Bullpen Coach, Tampa Bay Devil Rays
2001	Field Coach, San Antonio Missions, Texas League, AA (Mariners)
2002	Field Coach, Tacoma Rainiers, Pacific Coast League, AAA (Mariners)
2003-2004	Bullpen Coach, Seattle Mariners
2007	Field Coach, Gulf Coast Orioles, Gulf Coast League, Rookie (Orioles)

RECORD AS MANAGER

Year	Class	Club	League	W-L	Pct
1977	A	Medicine Hat	Pioneer	29-41	.414
1983	A	Burlington	Midwest	71-68	.511
1984	AA	Tulsa	Texas	62-73	.459
1985	AA	Tulsa	Texas	60-76	.441
1986	AA	Waterbury	Eastern	66-73	.475
1987	AAA	Buffalo	Amer. Assoc.	11-22	.333
	AA	Williamsport	Eastern	46-63	.422
1988	A	Gastonia	South Atlantic	47-90	.343
1989	A	Gastonia	South Atlantic	92-48	.657
1990	A	Gastonia	South Atlantic	82-61	.573
1995	A	Everett	Northwest	37-39	.487
1996	AA	Port City	Southern	56-84	.400
1997	A	Everett	Northwest	29-47	.382
2008	A	Bluefield	Appalachian	29-36	.446
2009	A	Delmarva	South Atlantic	66-70	.485
2010	A	Frederick	Carolina	72-68	.514
2011*	A	Frederick	Carolina	80-59	.576
2012	A	Frederick	Carolina	62-77	.446

CAREER TOTALS (17 years)

997-1,095 .477

*- won league championship

RAMON SAMBO - FIELD COACH

Born: October 29, 1961, La Romana, DR **Resides:** Bradenton, FL

NOTES: Is in his seventh season in the Orioles organization and his sixth season working with the GCL Orioles (five years as manager 2007, 2009-12)...Managed the Delmarva Shorebirds in 2008...Spent the previous 12 years in the Pirates organization as an outfield and base running coordinator, Latin American coordinator, hitting coach and manager in the Dominican Summer League...Has coached with the Toros baseball club in the Dominican Winter League since 1994...Spent 10 minor league seasons with Philadelphia (1982-85), Cincinnati (1986-88), Milwaukee (1989), Chicago White Sox (1990) and California Angels (1991)...Originally signed with Philadelphia on June 10, 1982 as a non-drafted free agent...Named to the 1984 South Atlantic League All-Star team and All-Star honors in the 1989 Texas League...Attended White Sox spring training in 1990 as a non-roster invitee...Broke Midwest League stolen base record (98) in 1988 with Cedar Rapids.

PERSONAL: Resides in Bradenton, FL with wife Ada and daughter Yorangel (17).

COACHING CAREER

1997-98	Hitting Coach, Bradenton Pirates, Gulf Coast League Rookie (Pirates)
1999	Hitting Coach, Williamsport Crosscutters, New York-Penn League, A (Pirates)
2000-01	Hitting Coach, Bradenton Pirates, Gulf Coast League, A (Pirates)
2002-03	Hitting Coach, Williamsport Crosscutters, New York-Penn League, A (Pirates)
2004	Hitting Coach, Gulf Coast League Pirates, Gulf Coast League, Rookie (Pirates)
2005	Hitting Coach, Williamsport Crosscutters, New York-Penn League, A (Pirates)
2006	Hitting Coach, Lynchburg Hillcats, Carolina League, A (Pirates)

RECORD AS MANAGER

Year	Class	Club	League	W-L	Pct
2007	Rookie	Gulf Coast Orioles	Gulf Coast	32-24	.571
2008	A	Delmarva	South Atlantic	78-61	.561
2009	Rookie	Gulf Coast Orioles	Gulf Coast	30-26	.536
2010	Rookie	Gulf Coast Orioles	Gulf Coast	25-34	.424
2011	Rookie	Gulf Coast Orioles	Gulf Coast	38-22	.633
2012	Rookie	Gulf Coast Orioles	Gulf Coast	25-35	.417
Totals	(6 seasons)			228-202	.530

MINOR LEAGUES



MILT MAY—FIELD COACH

Born: August 1, 1950, Gary, IN

Resides: Bradenton, FL

NOTES: Is in his fourth year as a coach in the Orioles organization and his fourth year with the Gulf Coast League club...2013 will be his 39th season in professional baseball (17 years as a player and 22 as a scout, coach or coordinator)...In 1991 and 1992, when he served as hitting coach for the Pirates, they led the NL in runs scored...Played 15 seasons (1,192 games) in the major leagues with Pittsburgh, Houston, Detroit, Chicago (AL) and San Francisco...Played against the Orioles in the 1971 World Series with the Pirates and reached the NLCS again the following year...At the age of 21, delivered a game-winning pinch-hit single for Pittsburgh with two outs in the seventh inning of Game 4 of the 1971 World Series against Baltimore...Was a .263 career hitter in the big leagues with 77 homers and 443 RBI...His .310 batting average in 1981 was seventh-best in the National League and his .376 on-base percentage that year was good for eighth in the NL...Finished 25th in NL MVP balloting in 1981...Hit his first major league home run May 29, 1971 against the Cubs off Bill Hands...Recorded his first major league hit, a pinch-hit single, September 9, 1970 off of St. Louis' Reggie Cleveland...Drove in the one millionth run in major league history with a three-run home run May 4, 1975 for Houston at San Francisco.

PERSONAL: Was originally drafted in the 11th round of the 1968 draft by the Pittsburgh Pirates out of high school and made his major league debut in September of 1970...Milt and his wife, Brenda, have two children, Milton "Scott" Jr. (38) and Merily (35)...They have three granddaughters (Merrill, Healey and Penelope) and three grandsons (Harrison, Waide and Milton Scott)...Milt's father, Merrill "Pinky" May, was a third baseman for the Phillies from 1939-43 and a minor league manager from 1947-72...Pinky played in 665 major league games and was an All-Star in 1940.

COACHING CAREER

1985	Major League Advance Scout, Pittsburgh Pirates
1986	Roving Instructor, Pittsburgh Pirates
1987-1996	Hitting Coach, Pittsburgh Pirates
1997-98	Hitting Coach, Florida Marlins
1999	Pitching Coach, Colorado Rockies
2000	Major League Scout, Colorado Rockies
2001	Minor League Hitting Coordinator, Pittsburgh Pirates
2002	Hitting Coach, Tampa Bay Devil Rays
2010-	Field Coach, Gulf Coast Orioles, Gulf Coast League, Rookie (Orioles)

WILSON ALVAREZ - PITCHING COACH

Born: March 24, 1970, Maricao, Venezuela

Resides: Lakewood Ranch, FL

NOTES: Is in his first year as a coach in the Orioles organization...Served as pitching coach for Team Venezuela in the 2013 World Baseball Classic...His 102 wins over his 14-year career (1989-2005) are the fourth-most by a Venezuelan-born pitcher behind Freddy Garcia (152), Johan Santana (139) and Carlos Zambrano (132)...Seattle's Felix Hernandez is four wins behind Alvarez...Was inducted into the Venezuelan Baseball Hall of Fame and Museum...Went 102-92 in 355 big league appearances (263 starts) with a 3.96 ERA and was an All-Star for the White Sox in 1994...Picked up his first major league win August 11, 1991 at Baltimore as he threw a no-hitter...Struck out Mike Devereaux that day for his first strikeout...Picked up his first major league save April 7, 1992 at California...Was Tampa Bay's Opening Day starter in 1998 and 1999.

PERSONAL: Wilson has three daughters: Vanessa (4/16/93), Viviana (1/16/95) and Valentina (7/15/00)...Once struck out 21 batters in a Little League game and represented Venezuela in international tournaments at every age level and threw 12 no-hitters in international competition.

COACHING CAREER

2013	Pitching Coach, Venezuela, World Baseball Classic
2013-	Pitching Coach, Gulf Coast Orioles, Gulf Coast League, Rookie (Orioles)

CHRIS POOLE - ATHLETIC TRAINER

Born: January 4, 1988, Cheverly, MD

Resides: Columbia, MD

NOTES: Is in his first season as a full-time athletic trainer in the Orioles organization after serving as an intern with the major league athletic training staff during the 2010 and 2012 seasons...Worked as a graduate assistant athletic trainer for baseball and field hockey at William Paterson University in Wayne, NJ from August of 2010 to May of 2012...Is certified by the National Athletic Trainers Association.

PERSONAL: Received his Bachelor of Science degree in Athletic Training from Towson University in 2010 and received his Master's Degree in Exercise Science from William Paterson University in 2012.

ATHLETIC TRAINING CAREER

2010	Athletic Training Intern, Baltimore Orioles
2012	Athletic Training Intern, Baltimore Orioles
2013-	Athletic Trainer, GCL Orioles, Gulf Coast League, A (Orioles)

FRONT
OFFICE

ORIOLES
REACH

MANAGER &
COACHES

2013
ORIOLES

2012
IN REVIEW

OPPONENTS

MINOR
LEAGUES

RECORDS &
HISTORY

ORIOLE PARK

MEDIA



BALTIMORE ORIOLES



2012 DOMINICAN SUMMER LEAGUE SEASON SUMMARY

SUMMARY: The Dominican Summer League Orioles finished the season 34-36, in fourth place in the Boca Chica Baseball City Division...The Orioles finished 16th in the DSL with a 3.42 team ERA and tied for 24th with a .234 team batting average... They won a season-high six straight games from July 30-August 3 and suffered three four-game losing streaks (June 11-14, July 10-13 and August 21-23).

HIGHLIGHTS: The Orioles scored a season-high 19 runs twice (June 9 at the DSL Cubs and June 18 at the DSL Rockies)... The team's final two scheduled games of the season (August 24 at the DSL Twins and August 25 vs. the DSL Twins) were canceled, and the Orioles ended the year on a four-game losing streak...**DH Ronarsy Ledesma** led the club in hits (84), doubles (18), RBI (41), total bases (124), batting average (.343), on-base percentage (.430) and slugging percentage (.506), tied for the team lead in home runs (2) and was second in triples (8) and stolen bases (19)...**SS Alexander Mercedes** led the team in triples (10) and stolen bases (23) and was second on the team in runs (36), hits (71) and total bases (97)...**2B Oscar Vasquez** led the Orioles in runs (45) and was second in RBI (30) and tied for second in walks (31)...**OF Victor Medina** was second on the Orioles in doubles (12)...**OF Brailyn Duran** tied for the team lead in home runs (2)...**C Kelvin Mena** led the Orioles in walks (34)...**SS Miguel Pichardo** tied for second on the club in walks (31)...**RHP Miguel Garcia** led the Orioles in ERA (2.82), innings pitched (73.1) and WHIP (1.13) and was second in wins (4)...**RHP Wendell Floranus** led the team in wins (6)...Garcia and Floranus were the only two Orioles to pitch a complete game (Floranus pitched a shutout)...**LHP Wilmer Aquino** led the team in games started (14) and strikeouts (73) and was second in ERA (2.92) and innings pitched (71.0)...**RHP Daniel Mercedes** led the club in appearances (23) and saves (9)...**RHP Rafael Moreno** was second on the club in strikeouts (59) and WHIP (1.19).

DOMINICAN SUMMER LEAGUE COACHING STAFF

FELIPE ALOU, JR. — DIRECTOR, DOMINICAN REPUBLIC ACADEMY

Born: November 29, 1978 Santo Domingo, DR **Resides:** Santo Domingo, DR

NOTES: In his fifth year with the Orioles, Alou will oversee operations of the Orioles' complex in the Dominican Republic... Prior to joining the Orioles, Alou served as assistant to the Dominican Baseball Commissioner in 2007 (a branch of the MLB Commissioner's office)...Was drafted in the 42nd round of the 1998 First Year Player Draft by the Kansas City Royals...Attended Canada College in Redwood City, CA...Was an outfielder in the Royals organization for three seasons...Played for the Montreal Royals in the only season of the Canadian Baseball League (2003)...Played nine seasons for Escogido of the Dominican Winter League (1998-2006).

PERSONAL: Is the son of former major league player and manager Felipe Alou Sr...Is the brother of Moises Alou and Luis Alou...Cousin of former major league pitcher Mel Rojas...Has two daughters: Ashley (12/23/01) and Emily (11/3/05).

NELSON NORMAN

DIRECTOR OF DOMINICAN REPUBLIC
BASEBALL OPERATIONS

MIGUEL JABALERA

FIELD COORDINATOR

SAN PEDRO DE MACORIS ORIOLES

ELVIS MOREL

MANAGER

SAN PEDRO DE MACORIS ORIOLES

ROBERT PEREZ

PITCHING COACH

SAN PEDRO DE MACORIS ORIOLES

DIONIS PASCUAL

PITCHING COACH

SAN PEDRO DE MACORIS ORIOLES

RAMON CARABALLO

HITTING COACH

SAN PEDRO DE MACORIS ORIOLES

BENNY ADAMES

BENCH/OUTFIELD COACH

SAN PEDRO DE MACORIS ORIOLES

RUBEN FRANCISCO

FIRST BASE/BASERUNNING COACH

SAN PEDRO DE MACORIS ORIOLES

RAMON LUBO

CATCHING/THIRD BASE COACH

SAN PEDRO DE MACORIS ORIOLES

LUDOVINO ALONZO MARTE

ATHLETIC TRAINER

SAN PEDRO DE MACORIS ORIOLES

JORGE PEROZO

DOMINICAN ACADEMY ADMINISTRATOR

MINOR LEAGUES



2012 DOMINICAN SUMMER LEAGUE STATISTICS

BATTERS	AVG	G	AB	R	H	2B	3B	HR	RBI	BB	IBB	SO	SB	CS	OBP	SLG	OPS	SF	SAC	HBP	DP
Alexander, Rochendrick	.210	22	81	11	17	4	0	0	4	5	0	28	3	3	.273	.259	.532	0	0	2	0
Cabrera, Jacniel	.183	31	71	12	13	0	0	0	4	8	0	22	7	3	.301	.183	.484	0	2	4	0
Duran, Brailyn	.186	42	140	15	26	7	1	2	19	8	0	36	3	3	.237	.293	.530	2	2	2	2
Fajardo, Daniel	.175	33	97	5	17	3	0	0	6	6	0	18	1	1	.223	.206	.429	0	2	0	4
Labrador, Alexander	.177	34	79	9	14	0	0	0	6	10	0	19	4	2	.278	.177	.455	0	4	1	0
Lamas, Sergio	.244	33	82	15	20	6	0	0	9	18	0	25	1	6	.398	.317	.715	0	1	3	0
Larez, Carlos	.220	41	82	14	18	2	1	0	7	14	0	24	8	4	.373	.268	.641	0	7	6	1
Ledesma, Ronarsy	.343	68	245	35	84	18	8	2	41	26	0	43	19	10	.430	.506	.936	5	1	15	6
Magallanes, Neomar	.000	10	14	0	0	0	0	0	0	1	0	4	0	0	.125	.000	.125	0	0	1	0
Martinez, Rockny	.218	63	234	25	51	6	3	1	17	16	1	50	12	4	.292	.282	.574	1	7	9	2
Medina, Victor	.189	48	164	16	31	12	1	1	13	5	0	50	0	3	.223	.293	.516	3	2	3	1
Mena, Kelvin	.185	55	157	20	29	8	1	1	12	34	0	58	4	1	.354	.268	.621	0	2	7	2
Mercedes, Alexander	.289	63	246	36	71	3	10	1	21	27	1	23	23	12	.367	.394	.761	1	9	4	4
Mora, Ivan	.234	47	128	18	30	8	2	0	14	4	0	31	8	4	.273	.328	.602	3	5	4	2
Pezzarossi, Paolo	.100	19	60	3	6	1	0	0	0	4	0	30	1	0	.156	.117	.273	0	1	0	2
Pichardo, Miguel	.198	49	126	22	25	6	1	1	7	31	1	50	3	1	.360	.286	.646	2	1	2	0
Taveras, Junior	.358	26	81	8	29	7	1	0	20	5	0	4	1	0	.400	.469	.869	2	0	2	1
Vargas, Yariel	.182	4	11	3	2	0	0	0	0	3	0	2	0	0	.400	.182	.582	0	0	1	1
Vasquez, Oscar	.267	62	221	45	59	7	4	1	30	31	0	40	18	7	.361	.348	.709	1	4	2	1
Team Total	.234	70	2319	312	542	98	33	10	230	256	3	557	116	64	.325	.317	.643	20	50	68	29

PITCHERS	W	L	ERA	G	GS	CG	SHO	SV	SVO	IP	H	R	ER	HR	HB	BB	IBB	SO	BK	WP
Alvarado, Cristian	2	3	3.68	13	13	0	0	0	0	66	58	31	27	1	14	21	0	51	1	14
Aquino, Wilmer	3	4	2.92	14	14	0	0	0	0	71	59	39	23	0	6	41	0	73	0	15
Bolivar, Miguel	3	3	5.23	17	0	0	0	0	3	32.2	38	25	19	0	5	21	2	18	0	9
Cuevas, Yanuel	0	0	0.00	1	0	0	0	0	0	1	0	0	0	0	0	1	0	0	0	0
Dominguez, Dioni	1	1	2.45	7	0	0	0	0	0	18.1	12	7	5	0	1	14	0	23	0	4
Duran, Elvis	0	0	6.75	6	0	0	0	0	0	8	12	9	6	2	2	7	0	8	0	3
Florianus, Wendell	6	6	4.69	14	11	1	1	1	1	63.1	68	40	33	3	4	14	0	41	0	7
Garcia, Miguel	4	3	2.82	12	12	1	0	0	0	73.1	66	27	23	2	8	17	0	54	2	2
Gomez, Carlos	0	0	9.00	12	0	0	0	0	0	13	18	15	13	0	2	16	0	12	0	3
Isernia, Jonatan	0	1	1.47	13	0	0	0	0	0	18.1	14	7	3	0	3	3	0	10	0	3
Jimenez, Francisco	3	0	1.52	11	0	0	0	1	1	29.2	23	12	5	0	1	12	0	16	0	3
Magallanes, Neomar	0	0	21.60	4	0	0	0	0	0	1.2	4	4	4	0	1	5	0	0	0	0
Marrugo, Yeizer	1	2	1.44	13	2	0	0	1	1	25	12	7	4	0	2	20	1	20	0	7
Mercedes, Daniel	2	2	1.29	23	0	0	0	9	12	35	32	15	5	0	3	9	2	28	0	4
Moreno, Rafael	2	3	3.86	14	12	0	0	1	1	65.1	56	34	28	3	2	22	0	59	0	9
Perez, Julio	1	1	3.32	18	0	0	0	1	2	21.2	18	16	8	0	0	19	0	14	0	5
Pinales, Elias	1	1	5.85	5	5	0	0	0	0	20	20	14	13	1	1	9	0	22	0	5
Salas, Johan	3	3	3.49	13	1	0	0	0	0	28.1	32	16	11	1	4	14	3	16	0	3
Santana, Alexander	2	3	1.86	12	0	0	0	2	4	29	14	10	6	0	1	10	0	38	1	3
Team Total	34	36	3.42	70	70	2	4	16	25	620.2	556	328	236	13	60	275	8	503	4	99

ALL IN THE FAMILY

Two sets of brothers and five father-son combinations have played for the Orioles. The brother combos are the Ripkens, Cal (1981-2001) and Bill (1987-92 and 1996); and catcher Dick Brown (1963-65) and his brother Larry (1973), an infielder. The father-son duos are third baseman Bob Kennedy (1954-55) and his son, catcher Terry (1987-88); outfielders Don Buford (1968-72) and his son Damon (1993-95); pitchers John O'Donoghue Sr. (1968) and John Jr. (1993); outfielders Dave May (1967-70) and his son, Derrick (1999); and outfielders Tim Raines Sr. and his son Tim (2001). The Raineses were the second father-son teammates in major league history as Ken Griffey Sr. and Jr. played together in Seattle in 1990-91.



BALTIMORE ORIOLES

ADAIR, TRAVIS RICHARD [INF]

HT: 5-10; **WT:** 175; **B:** L; **T:** R; **Born:** October 23, 1987, Spartanburg, SC; **Resides:** Woodruff, SC; **Acquired:** Signed as a free agent on January 10, 2013

YEAR	CLUB	CL	AVG	G	AB	R	H	TB	2B	3B	HR	RBI	SH	SF	HBP	BB	IB	SO	SB	CS	GDP	SLG	OBP
2008	GCL Braves	R	.289	51	197	27	57	67	6	2	0	20	4	0	1	19	0	42	10	3	0	.340	.355
2009	Danville	R	.206	36	102	12	21	26	3	1	0	13	2	0	1	11	1	14	3	2	0	.255	.289
2010	Hickory	A	.319	83	320	44	102	129	15	3	2	23	4	2	3	24	0	44	13	5	4	.403	.370
2011	Myrtle Beach	A	.305	71	279	38	85	115	14	2	4	33	1	1	2	24	3	44	1	2	6	.412	.363
	Frisco	AA	.238	33	126	20	30	42	4	1	2	13	1	0	0	8	0	19	1	1	1	.333	.284
2012	Frederick	A	.285	41	130	18	37	46	6	0	1	10	1	1	0	17	3	17	7	2	2	.354	.365
	Bowie	AA	.164	40	122	20	25	2	0	1	1	2	2	1	0	10	0	21	2	1	1	.205	.226
Minor Lg. Totals			.276	355	1276	168	352	450	50	9	10	124	15	5	7	113	7	201	37	16	14	.353	.337

2012: Split the season between Class A Frederick and Double-A Bowie...Had 10 multi-hit games with Frederick...Batted a combined .226 with eight doubles, two home runs and 22 RBI between the two clubs...**2011:** Had an eight-game hit streak from June 6-18...Was transferred to Class A Myrtle Beach on June 29, hitting .305 with 33 RBI in 77 games...Had 21-multi-hit games, including a 4-hit performance on July 18 vs. Wilmington...**2010:** Set career highs in stolen bases (13) and on-base percentage (.370)...Had a season-high three RBI on July 18 at Lexington...**2009:** Hit safely in five of his first seven games...Reached base a season-high four times on June 29 vs. Kingsport...**2008:** Had a 22-game hit streak from June 21-July 17...**Personal/Amateur:** Is the son of Orioles pitching coach Rick Adair...Was originally selected by Atlanta in the 13th round of the 2008 First Year Player Draft...Attended Cleveland State (TN) CC.

AGUILAR, ANDRES [OF]

HT: 5-11; **WT:** 175; **B:** R; **T:** R; **Signed by:** Fred Ferreira, Ronald Hurtarte; **Born:** January 12, 1994, Guatemala City, Guatemala; **Resides:** Guatemala City, Guatemala; **Acquired:** Signed as a non-drafted free agent on February 4, 2012

YEAR	CLUB	CL	AVG	G	AB	R	H	TB	2B	3B	HR	RBI	SH	SF	HBP	BB	IB	SO	SB	CS	GDP	SLG	OBP
2012	GCL Orioles	R	.234	37	111	14	26	31	5	0	0	6	2	0	4	6	0	25	2	1	3	.279	.298
Minor Lg. Totals			.234	37	111	14	26	31	5	0	0	6	2	0	4	6	0	25	2	1	3	.279	.298

2012: Began season with an eight-game hitting streak (June 19-July 4)...Ended season on a six-game hitting streak (August 20-25)...Had season-high three hits in season opener on June 19.

ALEXANDER, ROCHENDRICK ROSHAL [OF]

HT: 6-3; **WT:** 189; **B:** R; **T:** R; **Signed by:** David Stockstill, Ernst Meyer; **Born:** November 10, 1994, Willemstad, Curacao; **Resides:** Willemstad, Curacao; **Acquired:** Signed by the Orioles as a non-drafted free agent on August 2, 2011

YEAR	CLUB	CL	AVG	G	AB	R	H	TB	2B	3B	HR	RBI	SH	SF	HBP	BB	IB	SO	SB	CS	GDP	SLG	OBP
2012	DSL Orioles	R	.210	22	81	11	17	21	4	0	0	4	0	0	2	5	0	28	3	3	0	.259	.273
Minor Lg. Totals			.210	22	81	11	17	21	4	0	0	4	0	0	2	5	0	28	3	3	0	.259	.273

2012: Began season with a six-game hitting streak (June 4-11)...Had five multi-hit games.

ALVARADO, CRISTIAN SANTO [RHP]

HT: 6-2; **WT:** 165; **B:** R; **T:** R; **Signed by:** Jesus Alfaro, Calvin Maduro, and David Stockstill; **Born:** September 20, 1994, Acarigua, Edo. Portuguesa, Venezuela; **Resides:** Municipio Guacara, Edo. Carabobo, Venezuela; **Acquired:** Signed by the Orioles as a non-drafted free agent on August 23, 2011

YEAR	CLUB	CL	W	L	ERA	G	GS	CG	SHO	SV	IP	H	R	ER	HR	HB	BB	IB	SO	WP	BK
2012	DSL Orioles	R	2	3	3.68	13	13	0	0	0	66.0	58	31	27	1	14	21	0	51	14	1
Minor Lg. Totals			2	3	3.68	13	13	0	0	0	66.0	58	31	27	1	14	21	0	51	14	1

2012: Was second on the DSL Orioles in games started (13)...Finished third on the team in innings pitched (66.0)...Struck out a season-high 10 in 7.0 innings pitched on August 18.

MINOR LEAGUES



AQUINO, WILMER E. [LHP]

HT: 5-9; **WT:** 170; **B:** L; **T:** L; **Signed by:** Felipe Rojas and David Stockstill; **Born:** December 5, 1991, Santo Domingo, DR; **Resides:** San Cristobal, DR; **Acquired:** Signed by the Orioles as a non-drafted free agent on February 17, 2010

YEAR	CLUB	CL	W	L	ERA	G	GS	CG	SHO	SV	IP	H	R	ER	HR	HB	BB	IB	SO	WP	BK
2010	DSL Orioles	R	0	1	6.23	11	3	0	0	1	17.1	11	13	12	0	5	24	0	25	7	0
2011	DSL Orioles	R	1	0	2.77	12	3	0	0	0	26.0	20	8	8	2	1	21	1	27	6	1
2012	DSL Orioles	R	3	4	2.92	14	14	0	0	0	71.0	59	39	23	0	6	41	0	73	15	0
Minor Lg. Totals			4	5	3.38	37	20	0	0	1	114.1	90	60	43	2	12	86	1	125	28	1

2012: Led the DSL Orioles in strikeouts (73) and games started (14)...Was second on the team in innings pitched (71.0)...Struck out a career-high eight batters over four innings on July 25...Allowed only one hit over seven innings of work on July 31...**2011:** Was 1-0 with a 3.00 ERA and 17 strikeouts in 9 relief appearances for the DSL Orioles...**2010:** Recorded his first professional save on August 18 against the DSL Cubs...Tossed a career-high 4.0 innings and struck out a career-high seven on August 4 against the DSL Rockies.

BAKER, AARON HAWKINS (INF)

HT: 6-2 **WT:** 240 **B:** L **T:** R; **Born:** September 10, 1987, Denton, TX; **Resides:** Denton, TX; **Acquired:** On July 30, 2011 from the Pittsburgh Pirates in exchange for infielder Derrek Lee

YEAR	CLUB	CL	AVG	G	AB	R	H	TB	2B	3B	HR	RBI	SH	SF	HBP	BB	IB	SO	SB	CS	GDP	SLG	OBP
2009	State College	A	.247	62	227	38	56	94	15	7	3	32	2	3	2	32	4	54	2	0	3	.414	.341
2010	West Virginia	A	.253	125	459	64	116	208	34	2	18	79	4	5	11	52	0	115	3	6	5	.453	.340
2011	Bradenton	A	.282	103	386	53	109	181	21	3	15	73	2	8	1	44	3	92	1	2	7	.469	.351
	Frederick	A	.386	12	44	8	17	26	3	0	2	9	0	1	2	6	1	9	0	0	0	.591	.472
	Bowie	AA	.196	15	46	2	9	11	2	0	0	3	0	2	0	0	0	19	0	0	1	.239	.188
2012	Aberdeen	A	.250	1	4	0	1	2	2	0	0	0	0	0	0	0	0	2	0	0	0	.500	.250
	Frederick	A	.266	89	319	44	85	175	18	3	22	72	1	2	6	36	2	77	7	3	9	.549	.350
	Bowie	AA	.429	2	7	1	3	4	1	0	0	4	0	0	0	2	0	2	0	0	0	.571	.556
Minor Lg. Totals			.265	409	1492	210	396	701	95	15	60	272	9	21	22	172	10	370	13	11	22	.470	.346

2012: Finished tied for the Carolina League lead and was second among Orioles minor leaguers in home runs (22)...Named an MiLB.com Organization All-Star...Was sixth in the CL in RBI (72)...Hit 13 home runs in his last 31 games with Keys...Led Frederick in RBI (72) and was second on the team in total bases (175)...Was third on the club in runs scored (44), doubles (18) and walks (36)...Twice named the Carolina League Player of the Week (June 18-24 and July 2-8)...**2011:** Acquired on July 30, 2011 from the Pittsburgh Pirates in exchange for infielder Derrek Lee...In 12 games with Class A Frederick Baker hit .386 and had a slugging percentage of .591...Named to Florida State League mid-season All-Star team...**2010:** Named to South Atlantic League mid-season All-Star team...**2009:** Tied for New York-Penn League lead in triples (7). **Personal/Amateur:** Originally selected by Pittsburgh in the 11th round of the 2009 First Year Player Draft.

BAKER, DAVID J. [RHP]

HT: 6-4; **WT:** 205; **B:** R; **T:** R; **Signed by:** Mark Ralston; **Born:** April 17, 1991, Riverside, CA; **Resides:** Hemet, CA; **Acquired:** Orioles 14th round selection in the 2009 First Year Player Draft

YEAR	CLUB	CL	W	L	ERA	G	GS	CG	SHO	SV	IP	H	R	ER	HR	HB	BB	IB	SO	WP	BK
2009	GCL Orioles	R	1	0	2.30	8	0	0	0	0	15.2	13	6	4	0	0	3	0	20	1	0
2010	Bluefield	R	0	3	8.80	5	4	0	0	0	15.1	17	18	15	1	2	12	0	13	0	0
2011	Aberdeen	A	1	2	2.45	5	5	0	0	0	25.2	17	7	7	2	2	8	0	23	4	3
	Delmarva	A	3	4	2.82	9	9	0	0	0	54.1	40	21	17	5	2	19	0	48	3	0
2012	Delmarva	A	2	3	4.66	21	0	0	0	2	36.2	38	23	19	2	0	18	0	30	4	1
	Frederick	A	0	1	16.88	5	0	0	0	0	8.0	20	15	15	5	1	3	0	7	0	0
Minor Lg. Totals			7	12	4.32	52	18	0	0	2	154.0	142	87	74	15	5	62	0	140	12	4

2012: Did not allow a hit over 8.2 innings of work spanning four appearances (June 2-21)...**2011:** In five starts with Class A Aberdeen, finished with a 1-2 record and 2.45 ERA...Struck out a season-high seven batters in 4.0 innings of work on June 24 vs. Staten Island...Recorded at least two strike outs in all five appearances, including at least four strike outs in four of those appearances...In nine starts with Class A Delmarva, finished with a 3-4 record and 2.82 ERA...Struck out a season-high eight batters in 5.0 innings on August 12 vs. Hagerstown...Recorded at least three strikeouts in all nine appearances...**2010:** Made his first professional start on June 24 at Pulaski...Tossed a career-high 5.0 innings and struck out a career-high eight without allowing a run on July 6 at Princeton...**2009:** Picked up his first professional win and notched a career-high seven strikeouts in his final outing of the season on August 26...**Personal/Amateur:** Graduated from Hemet (CA) HS.



BALTIMORE ORIOLES

BALOG, NIKOLAS STEVEN [1B]

HT: 6-3; **WT:** 220; **B:** L; **T:** L; **Signed by:** Rich Morales; **Born:** October 14, 1989, Los Gatos, CA; **Resides:** Saratoga, CA; **Acquired:** Signed as a non-drafted free agent on June 14, 2012

YEAR CLUB	CL	AVG	G	AB	R	H	TB	2B	3B	HR	RBI	SH	SF	HBP	BB	IB	SO	SB	CS	GDP	SLG	OBP
2012 GCL Orioles	R	.376	28	85	9	32	46	12	1	0	10	0	0	2	6	0	10	0	0	3	.541	.430
Minor Lg. Totals		.376	28	85	9	32	46	12	1	0	10	0	0	2	6	0	10	0	0	3	.541	.430

2012: Batted .376 with a team-high 12 doubles and 10 RBI in 28 games...Led the GCL Orioles with a .541 slugging percentage and had an OPS of .971.

BARBER, GEORGE [CF]

HT: 6-0; **WT:** 180; **B:** R; **T:** R; **Born:** August 8, 1989, Miami, FL; **Resides:** Fort Lauderdale, FL; **Acquired:** Signed as a free agent on October 10, 2012

YEAR CLUB	CL	AVG	G	AB	R	H	TB	2B	3B	HR	RBI	SH	SF	HBP	BB	IB	SO	SB	CS	GDP	SLG	OBP
2010 AZL Angels	R	.235	7	17	4	4	5	1	0	0	1	1	0	2	2	0	7	1	0	1	.294	.381
2011																						
2012																						
Minor Lg. Totals		.235	7	17	4	4	5	1	0	0	1	1	0	2	2	0	7	1	0	1	.294	.381

2012: Did not play... **2011:** Did not play... **2010:** Recorded a hit in his first professional at-bat on July 30 against the AZL Athletics.

BASCOM, TIMOTHY J. [RHP]

HT: 6-1; **WT:** 210; **B:** R; **T:** R; **Signed by:** John Martin; **Born:** January 4, 1985; Dunedin, FL; **Resides:** St. Cloud, FL; **Acquired:** Orioles 4th round selection in the 2007 First Year Player Draft

YEAR CLUB	CL	W	L	ERA	G	GS	CG	SHO	SV	IP	H	R	ER	HR	HB	BB	IB	SO	WP	BK
2007 Bradenton	IND	1	0	0.00	3	2	0	0	0	10.0	3	0	0	0	0	4	0	11	0	0
Delmarva	A	3	3	3.74	12	12	0	0	0	67.1	60	30	28	6	4	24	0	55	1	0
Frederick	A	1	0	3.00	2	1	0	0	0	6.0	6	2	2	0	0	0	0	4	1	0
2008 Frederick	A	6	5	5.78	19	19	0	0	0	95.0	115	67	61	15	3	46	1	74	1	2
2009 Frederick	A	4	5	3.40	12	11	0	0	0	53.0	59	35	20	6	3	13	0	32	5	1
Bowie	AA	3	7	4.30	15	14	0	0	0	81.2	82	40	39	4	5	29	2	59	3	0
2010 Bowie	AA	3	4	3.43	11	11	0	0	0	63.0	71	32	24	6	0	10	0	41	4	0
Norfolk	AAA	4	7	6.94	17	17	0	0	0	84.1	116	67	65	17	2	32	0	44	5	0
2011 Frederick	A	1	0	0.00	1	1	0	0	0	6.0	4	0	0	0	0	2	0	7	0	0
Bowie	AA	9	4	3.11	29	17	0	0	1	130.1	113	52	45	8	3	34	0	110	17	0
2012 Bowie	AA	6	6	4.41	23	21	0	0	0	120.1	121	65	59	9	2	45	0	88	9	2
Norfolk	AAA	0	0	3.68	4	2	0	0	0	14.2	8	6	6	1	0	11	0	12	0	0
Minor Lg. Totals		41	41	4.29	148	128	0	0	1	731.2	758	396	349	72	22	250	3	537	46	5

2012: Led Bowie with 88 strikeouts and was tied for first with 21 starts...**2011:** Was named the Orioles Organizational Minor League Pitcher of the Year and given the Jim Palmer Award...Bascom was second on the team in wins (9), innings pitched (130.1) and strikeouts (110)...He recorded the seventh-lowest single-season ERA in franchise history...He was named to the mid-season All-Star team...**2010:** Allowed two earned runs over his first three starts and made four Quality Starts in his first six...Was promoted to Norfolk on June 10...**2009:** In his first two starts after being promoted to Bowie on June 12 went 1-0 with a 0.64 ERA (1 ER in 14.0 innings pitched) and 14 strikeouts...**2008:** Finished the season by making quality starts in 4 of his last 5 outings...**2007:** Went 4-3 with a 3.68 ERA and 59 strikeouts in 73.1 innings (14 games, 13 starts) for Delmarva and Frederick...Pitched to a 3.74 ERA in 12 starts for Delmarva, but allowed 14 of his 28 earned runs in just 2 starts, August 3 & 15 (0-2, 13.03 ERA)...Pitched 2.0 scoreless innings in 2 relief appearances for Frederick in the Carolina League playoffs...**Personal/Amateur:** Attended the University of Central Florida.

MINOR LEAGUES



BEAL, JESSE F. [RHP]

HT: 6-7; **WT:** 217; **B:** S; **T:** R; **Signed by:** Dean Albany; **Born:** July 12, 1990, Washington, D.C.; **Resides:** Fairfax Station, VA; **Acquired:** Orioles 14th Round selection in the 2008 First Year Player Draft

YEAR	CLUB	CL	W	L	ERA	G	GS	CG	SHO	SV	IP	H	R	ER	HR	HB	BB	IB	SO	WP	BK
2008	GCL Orioles	R	0	1	5.14	5	0	0	0	0	7.0	9	4	4	0	0	1	0	8	0	0
2009	Bluefield	R	5	5	4.26	13	13	0	0	0	74.0	77	44	35	3	1	8	0	41	2	1
2010	Delmarva	A	7	6	3.86	19	19	0	0	0	114.1	122	56	49	8	2	23	0	64	4	2
2011																					
2012	Delmarva	A	2	4	4.70	27	0	0	0	3	59.1	71	42	31	4	3	19	1	45	5	1
Minor Lg. Totals																					
			14	16	4.21	64	32	0	0	3	254.2	279	146	119	15	6	51	1	158	11	4

2012: Led Single-A Delmarva in appearances (27)...Struck out a season-high five batters over a season-high 4.0 innings of work against Hickory on July 14...**2011:** Beal did not pitch in the 2011 season due to injury...**2010:** Was named to the South Atlantic League's Northern Division All-Star Team...Tied for the club lead with 7 wins...Went 3-0 with a 2.27 ERA (39.2IP, 10ER) with 23 strikeouts and six walks in six starts in May...Issued more than two walks only once all season (three, June 5 at Hagerstown)...**2009:** Tied for the Appalachian League lead with 13 starts...Finished second in the league in innings pitched (74.0) and tied for sixth in wins (5)...Led Bluefield in wins and innings pitched, finished second in strikeouts (41) and walked only eight batters all season...Picked up his first career win June 28 at Kingsport when he tossed 6.0 innings and allowed two earned runs...Struck out a career-high six batters August 12 at Pulaski...**2008:** Ended season on a 5.0-inning scoreless streak...**Personal/Amateur:** Graduated from South County (VA) HS.

BEAULAC, ERIC M. [RHP]

HT: 6-5; **WT:** 190; **B:** R; **T:** R; **Signed by:** Scott Hunter (Mets); **Born:** November 13, 1986, Troy, NY; **Resides:** Troy, NY; **Acquired:** Signed as a free agent on May 21, 2012

YEAR	CLUB	CL	W	L	ERA	G	GS	CG	SHO	SV	IP	H	R	ER	HR	HB	BB	IB	SO	WP	BK
2008	Kingsport	R	1	0	1.89	6	2	0	0	1	19.0	15	5	4	1	1	6	0	23	3	1
	Brooklyn	A	0	0	9.82	2	0	0	0	0	3.2	1	4	4	0	1	2	0	6	2	0
	Savannah	A	1	2	3.55	6	6	0	0	0	25.1	22	13	10	1	2	18	0	31	3	1
2009	Savannah	A	7	7	2.95	26	19	0	0	2	116.0	110	53	38	6	9	41	0	133	13	0
2010	St. Lucie	A	5	5	3.68	21	19	0	0	0	102.2	93	61	42	3	5	55	0	76	26	0
	Binghamton	AA	0	2	9.00	2	2	0	0	0	6.0	8	6	6	1	0	7	0	3	3	0
2011	GCL Mets	R	0	1	16.88	2	2	0	0	0	2.2	2	5	5	0	0	4	0	1	1	0
	Brooklyn	A	1	0	2.35	5	0	0	0	0	7.2	7	5	2	0	0	4	0	7	0	0
	St. Lucie	A	0	1	3.27	13	1	0	0	0	22.0	28	10	8	2	0	7	0	23	0	0
2012	Delmarva	A	0	1	5.79	4	0	0	0	0	4.2	8	3	3	0	1	6	0	7	0	0
	Frederick	A	3	2	3.38	15	0	0	0	1	32.0	25	14	12	3	1	18	0	31	3	0
	Norfolk	AAA	1	0	0.00	3	1	0	0	0	5.1	2	1	0	0	0	6	0	1	0	0
Minor Lg. Totals																					
			19	21	3.48	105	52	0	0	4	347.0	321	180	134	17	20	174	0	342	54	2

2012: Did not allow a run in five straight appearances (July 22-August 5)...Struck out a season-high five batters twice (August 13 and August 18)...**2011:** Went 1-2 with a 4.18 ERA (32.1IP, 15ER) between the GCL Mets, Class A Brooklyn and Class A St. Lucie...**2010:** Started a career-high 21 games between Class A St. Lucie and Double-A Binghamton...**2009:** Ranked 10th in the South Atlantic League in ERA (2.95)...**2008:** Struck out 60 combined batters in 48.0 innings between Kingsport, Class A Brooklyn and Class A Savannah. **Personal/Amateur:** Originally selected by the Mets in the 9th round of the 2008 First Year Player Draft...Attended LeMoyne College.

BECK, SANDER RICHEY [RHP]

HT: 6-3; **WT:** 215; **B:** R; **T:** R; **Signed by:** Dean Albany; **Born:** October 3, 1990, Millersville, MD; **Resides:** Millersville, MD; **Acquired:** Orioles 33rd Round selection in the 2011 First Year Player Draft

YEAR	CLUB	CL	W	L	ERA	G	GS	CG	SHO	SV	IP	H	R	ER	HR	HB	BB	IB	SO	WP	BK
2012	Aberdeen	A	4	3	2.44	17	0	0	0	1	44.1	28	18	12	4	2	21	2	59	7	0
Minor Lg. Totals																					
			4	3	2.44	17	0	0	0	1	44.1	28	18	12	4	2	21	2	59	7	0

2012: Led Class A Aberdeen in strikeouts (59)...Tied for the team lead in wins (4)...Was third on the club in appearances (17)...Held batters to a .177 batting average, the 4th-lowest in the New York-Penn League among relievers...Had the third-highest SO/IP Ratio in the league at 11.98, striking out 59 batters over 44.1 innings...**Personal/Amateur:** Attended the University of Maryland.



BALTIMORE ORIOLES

BERNADINA, RODERICK HENRY [OF]

HT: 5-10; **WT:** 167; **B:** R; **T:** R; **Signed by:** Ernst Meyer; **Born:** August 10, 1992, Willemstad, Curacao; **Resides:** Willemstad, Curacao; **Acquired:** Signed by the Orioles as a non-drafted free agent on July 31, 2009

YEAR	CLUB	CL	AVG	G	AB	R	H	TB	2B	3B	HR	RBI	SH	SF	HBP	BB	IB	SO	SB	CS	GDP	SLG	OBP
2010	DSL Orioles	R	.242	70	223	37	54	76	13	3	1	26	4	2	7	30	0	38	13	8	4	.341	.347
2011	GCL Orioles	R	.239	51	184	30	44	76	14	3	4	28	2	3	8	22	0	26	6	2	2	.413	.341
2012	Aberdeen	A	.259	30	116	19	30	37	5	1	0	14	0	2	1	9	0	19	4	0	2	.319	.313
	Delmarva	A	.298	31	104	8	31	41	4	0	2	12	2	0	3	9	0	21	3	1	2	.394	.371
	Frederick	A	.077	4	13	1	1	4	0	0	1	4	0	0	0	0	0	2	0	0	1	.366	.077
Minor Lg. Totals				250	186	640	95	160	234	36	7	84	8	7	19	70	0	106	26	11	11	.366	.338

2012: Hit a grand slam for his only hit for the Keys July 23 at Wilmington...Had seven multi-hit games with the Shorebirds...**2011:** Was tied for second in the Gulf Coast League in doubles (14)...Led the club in games (51) and at-bats (184), was second in runs scored (30), home runs (4) and RBI (28), third in walks (22) and was fourth in hits (44)...**2010:** Led the DSL Orioles in games played (70), doubles (13) and RBI (26)...Recorded his first professional hit, a double, June 1 at the DSL Diamondbacks...Hit his first professional home run August 21 against the DSL Twins.

BERRY, RYAN [RHP]

HT: 6-0; **WT:** 192; **B:** R; **T:** R; **Signed by:** Rich Morales; **Born:** August 3, 1988, Humble, TX; **Resides:** Livingston, TX; **Acquired:** Orioles 9th round selection in the 2009 First Year Player Draft

YEAR	CLUB	CL	W	L	ERA	G	GS	CG	SHO	SV	IP	H	R	ER	HR	HB	BB	IB	SO	WP	BK
2010	Delmarva	A	0	3	3.50	8	8	0	0	0	46.1	49	23	18	4	1	11	0	43	4	0
	Frederick	A	2	2	3.04	17	12	0	0	2	71.0	57	30	24	5	8	25	0	63	2	0
2011	GCL Orioles	R	0	0	1.80	5	0	0	0	0	10.0	5	3	2	1	0	7	0	9	1	0
	Aberdeen	A	1	1	4.84	10	2	0	0	0	22.1	27	13	12	2	0	8	0	19	0	0
	Frederick	A	0	0	0.00	1	1	0	0	0	4.0	3	0	0	0	0	0	0	4	0	0
2012	Frederick	A	2	4	3.36	36	0	0	0	11	67.0	68	32	25	3	7	21	2	43	4	0
	Bowie	AA	0	0	0.00	1	0	0	0	0	3.0	1	0	0	0	1	0	0	1	0	0
Minor Lg. Totals			5	10	3.26	78	23	0	0	13	223.2	209	101	81	15	17	72	2	182	11	0

2012: Finished second on Class A Frederick in appearances (36) and saves (11)...Sunderered only three earned runs in 10.0 innings of work over six appearances (May 13-29) picking up one win and two saves over that span...Did not allow a home run after May 26...**2011:** Surrendered only two earned runs and struck out nine batters over 10.0 innings of work in five appearances with the GCL O's...In 10 appearances with Aberdeen finished with a 1-1 record and 19 strikeouts over 22.1 innings of work...In one appearance with Frederick, pitched 4.0 innings giving up three hits and zero earned runs while striking out four...**2010:** In eight games for the Shorebirds, had a 3.50 ERA (46.1IP, 18ER)...For the Keys, pitched in 17 games and had an ERA of 3.04 (71.0IP, 24ER)...K'd 63 in 71.0IP for Frederick...**Personal/Amateur:** Attended Rice University.

BERRY, TIMOTHY D. [LHP]

HT: 6-1; **WT:** 168; **B:** L; **T:** L; **Signed by:** Mark Ralston; **Born:** March 18, 1991, San Diego, CA; **Resides:** San Marcos, CA; **Acquired:** Orioles 50th round selection in the 2009 First Year Player Draft

YEAR	CLUB	CL	W	L	ERA	G	GS	CG	SHO	SV	IP	H	R	ER	HR	HB	BB	IB	SO	WP	BK
2010	GCL Orioles	R	0	1	1.35	14	0	0	0	0	20.0	13	9	3	0	2	14	0	23	2	2
2011	Delmarva	A	3	7	5.17	26	26	0	0	0	116.2	107	70	67	11	7	61	0	96	6	1
2012	Delmarva	A	2	7	5.02	10	10	0	0	0	52.0	60	38	29	3	3	17	0	44	3	1
	Frederick	A	5	5	4.32	15	13	0	0	0	75.0	83	44	36	6	6	20	0	61	4	0
	Bowie	AA	0	1	37.80	1	1	0	0	0	1.2	7	9	7	0	1	2	0	4	1	0
Minor Lg. Totals			10	21	4.82	66	50	0	0	0	265.1	270	170	142	20	19	114	0	228	16	4

2012: Struck out a combined 109 during the season, 3rd-most among all Orioles farmhands...Did not allow a run in his first three games for Frederick...Struck out a career-high 11 over 7.0 innings against Carolina on August 15...Finished fourth on the Keys in innings pitched (75.0)...**2011:** Led the team in games started (26), was second in innings pitched (116.2), strikeouts (96) and had the lowest WHIP (1.44- min10G)...**2010:** Struck out a career-best four batters in back-to-back outings July 31 against the GCL Rays and August 5 against the GCL Twins...Allowed just one earned run in his first 11 appearances, totaling 14.0 innings...**Personal/Amateur:** Graduated from San Marcos (CA) HS.

MINOR LEAGUES



BISCHOFF, MATTHEW DAVID [RHP]

HT: 5-11; **WT:** 190; **B:** R; **T:** R; **Born:** May 21, 1987, Fort Wayne, IN; **Resides:** Decatur, IN; **Acquired:** Signed as a free agent on January 28, 2012

YEAR	CLUB	CL	W	L	ERA	G	GS	CG	SHO	SV	IP	H	R	ER	HR	HB	BB	IB	SO	WP	BK
2010	Pulaski	R	4	4	3.30	17	0	0	0	5	30.0	22	12	11	2	1	8	1	45	6	1
2011	Everett	A	2	0	0.00	9	0	0	0	5	15.0	5	1	0	0	0	3	0	23	0	0
	Clinton	A	4	3	3.38	20	0	0	0	2	37.1	38	18	14	2	2	10	0	46	6	1
2012	Delmarva	A	0	0	11.37	6	0	0	0	0	6.1	14	8	8	1	0	4	0	5	3	0
	Norfolk	AAA	0	1	6.00	1	1	0	0	0	3.0	4	3	2	0	0	1	0	2	1	0
	Frederick	A	0	0	2.89	16	0	0	0	1	28.0	22	10	9	5	1	6	0	28	0	1
Minor Lg. Totals			10	8	3.31	69	1	0	0	13	119.2	105	52	44	10	4	32	1	149	16	3

2012: Was 0-1 with a 4.58 ERA (37.1IP, 19ER) in 23 games (1 start) between Class A Delmarva, Class A Frederick and Triple-A Norfolk...Did not allow a run in his final nine appearances with Frederick (14.2IP)...**2011:** Was 6-3 with a 2.41 ERA (52.1IP, 14ER) between Class A Everett and Class A Clinton...Did not allow a run and had a 0.53 WHIP and 23 strikeouts in nine appearances with Everett (15.0IP)...**2010:** Earned first career win on June 25 vs. Burlington, tossing 1.0 scoreless inning of relief...Did not allow an earned run in 14.2 innings from July 7-25. **Personal/Amateur:** Originally selected by Seattle in the 20th round of the 2010 First Year Player Draft.

BLACKMAR, MARK [RHP]

HT: 6-3; **WT:** 215; **B:** R; **T:** R; **Signed by:** Thom Dreier; **Born:** April 28, 1992 in Corpus Christi, Texas; **Resides:** Corpus Christi, Texas; **Acquired:** Orioles 16th round selection in the 2011 First Year Player Draft

YEAR	CLUB	CL	W	L	ERA	G	GS	CG	SHO	SV	IP	H	R	ER	HR	HB	BB	IB	SO	WP	BK
2011	GCL Orioles	R	3	0	0.00	10	0	0	0	4	17.2	9	0	0	0	0	8	0	15	1	0
2012	Aberdeen	A	4	3	3.57	14	7	0	0	0	63.0	65	33	25	1	4	23	0	29	4	1
Minor Lg. Totals			7	3	2.79	24	7	0	0	4	80.2	74	33	25	1	4	31	0	44	5	1

2012: Tied for the team lead in wins (4)...Was second on the club in innings pitched (63.0)...**2011:** Led the club in saves (4 in 4 opportunities) and finished the year 3-0 without allowing an earned run in 17.2IP...**Personal/Amateur:** Attended Temple University.

BLEEKER, DERRICK NICHOLAS [OF]

HT: 6-5; **WT:** 220; **B:** R; **T:** R; **Signed by:** Danny Haas, Larry Chase; **Born:** March 11, 1991, Firestone, CO; **Resides:** Firestone, CO; **Acquired:** Orioles 37th round selection in 2012 First Year Player Draft

YEAR	CLUB	CL	AVG	G	AB	R	H	TB	2B	3B	HR	RBI	SH	SF	HBP	BB	IB	SO	SB	CS	GDP	SLG	OBP
2012	GCL Orioles	R	.238	14	42	3	10	14	2	1	0	2	0	0	0	4	0	9	2	0	2	.333	.304
Minor Lg. Totals			.238	14	42	3	10	14	2	1	0	2	0	0	0	4	0	9	2	0	2	.333	.304

2012: In 14 games, played RF, CF and DH for GCL Orioles...Stole his only two bases of the season in same game against GCL Twins on July 24...**Personal/Amateur:** Attended the University of Arkansas-Fayetteville.

BOLESKA, THOMAS A. [RHP]

HT: 6-0; **WT:** 218; **B:** R; **T:** R; **Signed by:** Greg Schilz (Pirates); **Born:** July 30, 1986, Toronto, Ontario, Canada; **Resides:** Burlington, Ontario, Canada; **Acquired:** Selected by the Orioles in the Triple-A phase of the 2012 Rule 5 Draft

YEAR	CLUB	CL	W	L	ERA	G	GS	CG	SHO	SV	IP	H	R	ER	HR	HB	BB	IB	SO	WP	BK
2007	GCL Pirates	R	0	0	0.00	2	0	0	0	1	2.0	2	0	0	0	0	0	0	3	0	0
	State College	A	0	0	1.35	4	0	0	0	1	6.2	8	2	1	0	0	3	0	9	1	0
2008	Lynchburg	A	1	0	0.00	1	0	0	0	0	3.0	0	0	0	0	0	0	0	1	0	0
	Hickory	A	3	3	2.36	23	0	0	0	5	42.0	28	13	11	3	1	11	1	45	2	0
2009	GCL Pirates	R	0	0	1.50	3	3	0	0	0	6.0	5	3	1	0	0	1	0	3	0	0
	Lynchburg	A	1	1	1.60	16	0	0	0	0	39.1	39	10	7	2	0	4	0	22	3	0
2010	Bradenton	A	2	3	3.67	30	0	0	0	2	49.0	50	26	20	3	1	9	1	42	8	0
	Altoona	AA	1	1	2.73	12	0	0	0	3	26.1	25	10	8	2	1	8	1	18	1	0
2011	Altoona	AA	1	1	5.40	12	0	0	0	0	16.2	14	10	10	0	0	12	0	11	3	0
2012	Fargo-Moorhead	IND	2	1	1.76	46	0	0	0	29	46.0	37	13	9	1	2	11	1	58	1	0
Minor Lg. Totals			9	9	2.73	103	3	0	0	12	191.0	171	74	58	10	11	48	3	154	18	0



BALTIMORE ORIOLES

2012: Saved 29 games for Fargo-Moorhead of the American Association...Struck out 58 in 46.0 innings...Made two appearances for Canada in the World Baseball Classic qualifiers, allowing one earned run in 2.0 innings and striking out two...**2011:** Struck out 11 in 16.2 innings of work for Double-A Altoona in the Pirates system...Went 1-1 with a 5.40 ERA...**2010:** Did not allow an earned run in final nine appearances (14.2 IP) with Class A Bradenton before being promoted to Altoona...Threw 4.0 shutout innings and recorded first Double-A win in 19-inning victory vs. New Hampshire on August 13...**2009:** Started all three games in which he appeared for the GCL Pirates, pitching to a 1.50 ERA (6.0 IP, 1 ER)...Pitched out of the bullpen in all 16 of his appearances for Class A Lynchburg, striking out 22 and walking four in 39.1 innings...**2008:** Struck out 46 in 45.0 innings between Class A Hickory and Lynchburg...Allowed just 28 hits...**2007:** Struck out 12 in 8.2 innings between the GCL Pirates and Class A State College. **Personal/Amateur:** Originally selected by Pittsburgh in the 35th round of the 2007 First Year Player Draft...Attended High Point University.

BOLIVAR, MIGUEL A. [RHP]

HT: 6-9; **WT:** 208; **B:** R; **T:** R; **Signed by:** Jesus Alfaro and David Stockstill; **Born:** January 24, 1992, Maracay, Venezuela; **Resides:** Turmero, Venezuela; **Acquired:** Signed by the Orioles as a non-drafted free agent on June 18, 2010

YEAR	CLUB	CL	W	L	ERA	G	GS	CG	SHO	SV	IP	H	R	ER	HR	HB	BB	IB	SO	WP	BK
2010	DSL Orioles	R	0	1	10.80	3	2	0	0	0	5.0	2	7	6	0	0	8	0	2	0	0
2011	DSL Orioles	R	0	0	11.12	7	1	0	0	0	5.2	5	9	7	0	0	10	0	2	4	0
2012	DSL Orioles	R	3	3	5.23	17	0	0	0	0	32.2	38	25	19	0	5	21	2	18	9	0
Minor Lg. Totals			3	4	6.65	27	3	0	0	0	43.1	45	41	32	0	5	39	2	22	13	0

2012: Did not allow a hit over 3.0 innings in picking up his third win of the season on July 27...Struck out three of the five batters he faced against the DSL Diamondbacks on July 11...**2011:** Struck out two batters in 5.2 innings of work over seven games with the DSL Orioles...**2010:** Tossed 2.0 scoreless innings of relief in his first professional appearance on July 2 against the DSL Twins...Made his first professional start in his next outing, July 6 against the DSL Padres.

BOOKER, ZACHARY SCOTT [CA]

HT: 5-11; **WT:** 229; **B:** R; **T:** R; **Signed by:** James Keller; **Born:** April 24, 1985, San Diego, CA; **Resides:** Elon, NC; **Acquired:** Signed by the Orioles as a non-drafted free agent on November 9, 2009

YEAR	CLUB	CL	AVG	G	AB	R	H	TB	2B	3B	HR	RBI	SH	SF	HBP	BB	IB	SO	SB	CS	GDP	SLG	OBP
2007	GCL Nationals	R	.298	17	47	9	14	16	2	0	0	8	0	0	4	9	0	14	1	2	0	.340	.450
2008	Mahoning Valley	A	.227	31	97	12	22	33	6	1	1	18	0	2	3	10	2	24	0	0	2	.340	.313
2009	Aberdeen	A	.000	2	6	0	0	0	0	0	0	1	0	0	1	0	0	2	0	0	0	.000	.143
	Norfolk	AAA	.000	2	4	0	0	0	0	0	0	0	0	0	0	2	0	2	0	0	0	.000	.333
2010	Bowie	AA	.000	2	3	0	0	0	0	0	0	0	0	0	0	0	0	1	0	0	0	.000	.000
2011	Norfolk	AAA	.000	1	1	0	0	0	0	0	0	0	0	0	0	0	0	0	0	0	0	.000	.000
2012	INJURED - DID NOT PLAY																						
Minor Lg. Totals			.228	54	158	21	36	49	8	1	1	27	0	2	8	21	2	43	1	2	2	.310	.344

2012: Did not play due to injury...**2011:** Played in one game for Norfolk but spent the rest of the season on the DL (April 7-July 19, July 22-August 23 and August 25-end of season)...**2010:** Played in just two games with the Baysox due to a right hamstring injury...**2009:** Had only 10 at-bats all season...**2008:** Hit his first career home run June 25 at Auburn...**2007:** Picked up his first career hit in his first professional game when he doubled on June 20...**Personal/Amateur:** Attended Elon University.

BOSS, TORSTEN E. [INF]

HT: 6-0; **WT:** 195; **B:** L; **T:** R; **Signed by:** Bob Szymkowski; **Born:** December 27, 1990, Lowell, MI; **Resides:** Lowell, MI; **Acquired:** Orioles 8th round selection in 2012 First Year Player Draft

YEAR	CLUB	CL	AVG	G	AB	R	H	TB	2B	3B	HR	RBI	SH	SF	HBP	BB	IB	SO	SB	CS	GDP	SLG	OBP
2012	Aberdeen	A	.257	65	237	33	61	98	14	4	5	27	0	0	8	30	2	53	9	3	4	.414	.360
	Frederick	A	.143	2	7	1	1	1	0	0	0	0	0	0	1	0	0	2	0	0	0	.143	.250
Minor Lg. Totals			.254	67	244	34	62	99	14	4	5	27	0	0	9	30	2	55	9	3	4	.406	.357

2012: Led Class A Aberdeen in total bases (98)...Finished tied for the team lead in home runs (5) and games played (65)...Was second on the IronBirds in runs scored (33), hits (61), doubles (14) and walks (30)...Finished tied for second on the team in triples (4)...**Personal/Amateur:** Attended Michigan State University.

MINOR LEAGUES



BRIDWELL, PARKER A. [RHP]

HT: 6-4; **WT:** 186; **B:** R; **T:** R; **Signed by:** Ernie Jacobs; **Born:** August 2, 1991, Hereford, TX; **Resides:** Hereford, TX; **Acquired:** Orioles 9th Round selection in the 2010 First Year Player Draft

YEAR	CLUB	CL	W	L	ERA	G	GS	CG	SHO	SV	IP	H	R	ER	HR	HB	BB	IB	SO	WP	BK
2010	GCL Orioles	R	0	0	5.40	2	2	0	0	0	1.2	1	1	1	0	0	3	0	4	2	0
	Aberdeen	A	0	0	0.00	2	0	0	0	0	4.0	3	0	0	0	0	1	0	2	2	0
2011	Aberdeen	A	2	5	4.53	12	11	0	0	0	53.2	56	32	27	2	3	22	0	57	4	1
	Delmarva	A	0	3	7.06	5	5	0	0	0	21.2	23	18	17	0	1	13	0	13	3	0
2012	Delmarva	A	5	9	5.98	23	22	1	0	0	114.1	122	82	76	15	15	63	0	71	15	1
Minor Lg. Totals			7	17	5.58	44	40	1	0	0	195.1	205	133	121	17	19	102	0	147	26	2

2012: Finished tied for the Class A Delmarva lead in innings pitched (114.1) and games started (22)...Pitched a one-hit complete game at West Virginia on July 21...Did not allow a run and struck out six to earn a victory against Greenville on April 26...**2011:** Named the O's No. 4 prospect after the season by Baseball America...Led Aberdeen in games started (11), innings pitched (53.2) and strikeouts (57)...Finished the year 2-5 with a 4.53 ERA (53.2IP, 27ER)...**2010:** Made his first professional start August 24 against the GCL Red Sox...Was promoted to Aberdeen on August 31 and made his first appearance with the IronBirds on September 2 at Connecticut...Struck out multiple batters in three of his four appearances...**Personal/Amateur:** Graduated from Hereford (TX) HS.

BRITTON, BUCK C. [INF]

HT: 5-11; **WT:** 162; **B:** L; **T:** R; **Signed by:** Jim Richardson; **Born:** May 16, 1986, Panorama City, CA; **Resides:** Weatherford, TX; **Acquired:** Orioles 35th Round selection in the 2008 First Year Player Draft

YEAR	CLUB	CL	AVG	G	AB	R	H	TB	2B	3B	HR	RBI	SH	SF	HBP	BB	IB	SO	SB	CS	GDP	SLG	OBP
2008	Bluefield	R	.289	47	149	19	43	48	5	0	14	3	2	1	20	0	20	3	1	4	.322	.372	
2009	Aberdeen	A	.241	17	54	4	13	19	3	0	1	5	3	0	1	3	0	9	1	2	0	.352	.293
	Delmarva	A	.455	3	11	1	5	7	2	0	0	1	0	0	0	0	1	0	0	1	.636	.455	
2010	Frederick	A	.243	13	37	3	9	10	1	0	0	2	1	0	0	2	0	7	2	1	1	.270	.282
	Bowie	AA	.000	1	3	0	0	0	0	0	0	0	0	0	0	0	0	0	0	0	1	.000	.000
	Frederick	A	.260	99	334	35	87	122	16	2	5	48	3	2	5	22	1	54	2	4	7	.365	.314
	Norfolk	AAA	.111	5	18	1	2	2	0	0	0	0	0	0	0	1	0	3	1	0	1	.111	.158
2011	Frederick	A	.341	25	91	9	31	49	9	0	3	30	0	1	8	2	7	1	1	1	.538	.400	
	Bowie	AA	.282	82	262	40	74	108	19	3	3	33	4	4	5	19	0	40	5	2	7	.412	.338
2012	Bowie	AA	.294	99	377	54	111	163	23	1	9	54	4	2	1	37	2	60	5	5	5	.432	.357
	Norfolk	AAA	.100	3	10	0	1	1	0	0	0	0	0	0	0	0	3	0	0	0	.100	.100	
Minor Lg. Totals			.279	394	1346	166	376	529	78	6	21	187	18	10	14	112	5	204	20	16	28	.393	.339

2012: Posted a career-high five hits at Erie on April 12 and drove in five runs on August 17...Ranked 3rd on Double-A Bowie in hits (111) and walks (50)...Was 4th in doubles (23) and total bases (163)...**2011:** Played in 25 games with Class A Frederick, hitting .341 with three home runs, 30 RBI and nine doubles...Hit safely in last nine games with Frederick...Was transferred to Double-A Bowie on May 20, hitting .282 with 33 RBI and 19 doubles in 82 games...Had a seven-game hitting streak from August 26-September 1...**2010:** Had a career-high four hits on June 17 at Winston-Salem...Hit .327 (.18-55) in 15 games in June...**2009:** Hit his first career home run June 28 at Staten Island...Tied a career-high with three hits on July 8 at Brooklyn...**2008:** Tied for the team lead at Bluefield with a .372 on-base percentage...**Personal/Amateur:** Attended Lubbock Christian University...Brother is Orioles pitcher Zach Britton.

BUMBRY, STEVEN A. [OF]

HT: 5-11; **WT:** 185; **B:** L; **T:** L; **Signed by:** Dean Albany; **Born:** April 4, 1988, Baltimore, MD; **Resides:** Gilbert, AZ; **Acquired:** Orioles 12th round selection in the 2009 First Year Player Draft

YEAR	CLUB	CL	AVG	G	AB	R	H	TB	2B	3B	HR	RBI	SH	SF	HBP	BB	IB	SO	SB	CS	GDP	SLG	OBP
2009	Aberdeen	A	.234	45	128	15	30	50	8	3	2	10	3	0	1	20	0	55	5	3	1	.391	.342
2010	Delmarva	A	.263	105	372	42	98	151	23	9	4	34	3	3	5	38	0	131	9	11	2	.406	.337
2011	Delmarva	A	.297	9	37	9	11	17	3	0	1	5	0	0	2	4	0	6	1	1	0	.459	.395
	Frederick	A	.245	109	372	67	91	156	26	3	11	37	5	4	5	67	1	124	11	9	3	.419	.364
2012	Frederick	A	.249	64	229	30	57	102	20	2	7	32	1	1	4	27	0	85	12	2	2	.445	.337
	Bowie	AA	.170	29	88	6	15	22	4	0	1	6	0	0	0	10	0	23	1	1	1	.250	.255
Minor Lg. Totals			.246	361	1226	169	302	498	84	17	26	124	12	8	17	166	1	424	39	27	9	.406	.342

2012: Had more extra-base hits (29) than singles (28) for Class A Frederick...Finished second on the Keys in doubles (20) and third in steals (12)...**2011:** Was the Carolina League Player of the Week, June 6-13, when he went 10-for-26 (.385) in seven



BALTIMORE ORIOLES

games with three doubles, one triple and a home run with five RBI, six runs scored and a stolen base...He was the Orioles Organizational Player of the Month for June when he went 24-for-81 (.296) in 23 games with six doubles, a triple, two home runs, eight RBI, 12 walks and a stolen base...Led Frederick in doubles (26), runs scored (67) and walks (67), was second in home runs (11), games played (109) and at-bats (372) and tied for third in RBI (37), hits (91) and stolen bases (11)...Was third in the league in on-base percentage (.364) and fifth in walks (67)...**2010:** Finished tied for second in the South Atlantic League with nine triples...Set a career-high with four hits June 4 at Greensboro...Drove in a career-best four runs June 26 against Lakewood...**2009:** Collected his first career hit, a home run, in his first professional game on June 19 at Hudson Valley...Had a career-high three hits August 24 at Lowell...**Personal/Amateur:** Attended Virginia Tech...Is the son of former Oriole OF Al Bumby.

BUNDY, ROBERT J. [RHP]

HT: 6-3; **WT:** 208; **B:** R; **T:** R; **Signed by:** Jim Richardson; **Born:** January 13, 1990, Tulsa, OK; **Resides:** Owasso, OK; **Acquired:** Orioles 8th Round selection in the 2008 First Year Player Draft

YEAR	CLUB	CL	W	L	ERA	G	GS	CG	SHO	SV	IP	H	R	ER	HR	HB	BB	IB	SO	WP	BK
2008	GCL Orioles	R	0	0	9.00	2	0	0	0	0	2.0	5	2	2	1	0	0	0	4	1	0
2009	Bluefield	R	2	7	5.10	12	12	1	0	0	54.2	47	38	31	6	5	19	0	38	5	0
2010	Delmarva	A	4	6	3.65	28	18	1	0	0	116.0	100	60	47	12	8	42	0	91	12	1
2011	Frederick	A	11	5	2.75	20	20	1	0	0	121.0	102	43	37	8	10	31	0	100	11	0
	Bowie	AA	1	3	9.60	5	4	0	0	0	15.0	25	19	16	3	0	11	0	13	1	0
2012	Bowie	AA	2	11	6.25	17	17	0	0	0	80.2	98	66	56	7	8	35	0	64	8	1
Minor Lg. Totals			20	32	4.37	84	71	3	0	0	389.1	377	228	189	37	31	138	0	310	38	2

2012: Ranked 5th on the team in innings pitched (80.2)...Had strongest outing of the season against Richmond on April 11, pitching 6.0 shutout innings and allowing only two hits...**2011:** Was the Orioles Organizational Pitcher of the Month for May when he went 3-1 with a 2.93 ERA (30.2IP, 10ER) with 25 strikeouts in five appearances...He also won the award in July when he went 4-0 with a 2.11 ERA (42.2IP, 10ER) with 33 strikeouts in six appearances...Bundy was the Carolina League Pitcher of the Week, May 16-23, when he was 1-0 with one run on three hits and struck out eight in 8.0 innings and was once more for the week of July 18-25 when he was 2-0 with a 0.56 ERA (16.0 IP, ER) with 15 strikeouts...Was selected to the Carolina League mid-season All-Star team...Bundy was third among Carolina League pitchers overall, finishing 11-5 with a 2.75 ERA (121.0IP, 37ER)...He was tied for second in the CL in wins (11) and the third-lowest WHIP (1.10)...He had the third-highest strikeouts per nine innings pitched ratio (7.44) and third-lowest opponent batting average (.230) in the league...Bundy tied for the team lead in wins (11) and was third in strikeouts (100)...**2010:** Led the Shorebirds in ERA (2.65, min. 10 starts), innings pitched (116.0) and strikeouts (91)...Was the only Shorebird pitcher to toss a complete game...In five August starts, went 2-1 with a 2.73 ERA (33.0IP, 10ER) with 19 strikeouts and six walks...**2009:** Tied for second at Bluefield in games started (12)...Tossed the only complete game by a Bluefield starter on July 6 against Burlington and recorded his first career win...Struck out a career high eight August 16 against Bristol...**2008:** Struck out four and walked none in two innings with the GCL O's...**Personal/Amateur:** Graduated from Sperry (OK) HS...Is older brother of RHP Dylan Bundy, O's 1st round selection in 2011 draft.

BYWATER, MATTHEW JAMES [LHP]

HT: 6-3; **WT:** 195; **B:** L; **T:** L; **Signed by:** Gil Kubski; **Born:** June 15, 1989, Glendale, CA; **Resides:** Thousand Oaks, CA; **Acquired:** Orioles 7th Round selection in the 2010 First Year Player Draft

YEAR	CLUB	CL	W	L	ERA	G	GS	CG	SHO	SV	IP	H	R	ER	HR	HB	BB	IB	SO	WP	BK
2011	GCL Orioles	R	0	0	0.59	6	4	0	0	0	15.1	5	2	1	0	0	9	0	17	2	0
	Delmarva	A	0	4	3.77	9	9	0	0	0	45.1	38	22	19	3	5	32	0	51	6	0
2012	Delmarva	A	1	1	1.56	8	0	0	0	0	17.1	8	4	3	1	0	5	1	9	0	1
	Frederick	A	1	2	5.67	19	0	0	0	0	46.0	57	32	29	7	1	14	1	37	2	0
	Bowie	AA	1	0	0.00	1	1	0	0	0	5.0	2	0	0	0	0	0	0	3	0	0
Minor Lg. Totals			3	7	3.63	43	14	0	0	0	129.0	110	60	52	11	6	60	2	117	10	1

2012: Allowed only one run in first six appearances with the Shorebirds...Did not surrender a home run to a left-handed batter all season while with the Keys...**2011:** Struck out over a batter per inning between the GCL O's and Class A Delmarva...Started four games in the GCL, finishing with a 0.59 ERA and surrendering only one earned run over 15.1 innings while striking out 17...Finished 0-4 over 9 games with Delmarva with a 3.77 ERA and 51 strikeouts in 45.1 innings of work...**Personal/Amateur:** Attended Pepperdine University.

MINOR LEAGUES



CABRERA, JACNIEL [SS]

HT: 5-11; **WT:** 140; **B:** R; **T:** R; **Signed by:** Jesus Alfaro, Calvin Maduro and David Stockstill; **Jesus Alfaro:** **Born:** June 11, 1995, Maracay, Venezuela; **Resides:** Venezuela; **Acquired:** Signed by the Orioles as a non-drafted free agent on August 23, 2011

YEAR CLUB	CL	AVG	G	AB	R	H	TB	2B	3B	HR	RBI	SH	SF	HBP	BB	IB	SO	SB	CS	GDP	SLG	OBP
2012 DSL Orioles	R	.183	31	71	12	13	13	0	0	0	4	2	0	4	8	0	22	7	3	0	.183	.301
Minor Lg. Totals		.183	31	71	12	13	13	0	0	0	4	2	0	4	8	0	22	7	3	0	.183	.301

2012: Batted .263 against left-handed pitchers...Was not caught stealing in his final six stolen base attempts between June 21 and the end of the season.

CAPELLAN, BYRON [SS]

HT: 5-10; **WT:** 151; **B:** R; **T:** R; **Signed by:** Felipe Rojas and David Stockstill; **Born:** August 9, 1993, Santo Domingo, DR; **Resides:** Santo Domingo, DR; **Acquired:** Signed as a non-drafted free agent on March 1, 2010

YEAR CLUB	CL	AVG	G	AB	R	H	TB	2B	3B	HR	RBI	SH	SF	HBP	BB	IB	SO	SB	CS	GDP	SLG	OBP
2010 DSL Orioles 2	R	.204	55	157	18	32	36	4	0	0	5	6	0	4	14	0	30	4	3	1	.229	.286
2011 DSL Orioles	R	.233	68	236	33	55	66	9	1	0	29	13	4	4	24	0	45	17	10	5	.280	.310
2012 GCL Orioles	R	.203	42	133	15	27	33	6	0	0	6	4	1	2	6	0	13	2	1	7	.248	.246
Minor Lg. Totals		.217	165	526	66	114	135	19	1	0	40	23	5	10	44	0	88	23	14	13	.257	.287

2012: Was third on the GCL Orioles in runs scored (15)...Had a seven-game hit streak from August 2-10...Scored a run in four consecutive games between August 2-6...All six of his doubles came against right-handed pitching...**2011:** Led the DSL with 13 sacrifice bunts...Led the O's in games played (68), at-bats (236), was second in RBI (29), tied for second in stolen bases (17), was third in hits (55) and fourth in runs (33)...**2010:** Collected his first professional hit on June 2 against the DSL Mets and had a career-high four hits on the day...Had first career multi-RBI game July 3 against the DSL Yankees.

CARONIA, ANTHONY [INF]

HT: 6-1; **WT:** 170; **B:** L; **T:** R; **Signed by:** Jim Thrift; **Born:** June 11, 1995, Orlando, FL; **Resides:** Orlando, FL; **Acquired:** Orioles 27th round selection in the 2012 First Year Player Draft

YEAR CLUB	CL	AVG	G	AB	R	H	TB	2B	3B	HR	RBI	SH	SF	HBP	BB	IB	SO	SB	CS	GDP	SLG	OBP
2012 GCL Orioles	R	.500	3	12	1	6	6	0	0	0	3	0	0	1	0	0	2	1	1	0	.500	.538
Aberdeen	A	.233	33	103	13	24	32	1	2	1	7	0	1	1	12	0	26	10	4	0	.311	.316
Delmarva	A	.100	7	20	0	2	2	0	0	0	0	0	0	0	1	0	7	1	0	0	.100	.143
Minor Lg. Totals		.237	43	135	14	32	40	1	2	1	10	0	1	2	13	0	35	12	5	0	.296	.311

2012: Was third on Class A Aberdeen in steals (10)...Went 4-4 with a triple, a home run and five RBI for the IronBirds on July 17 at Staten Island...Recorded a hit in seven of eight games between August 10 and August 21 with Aberdeen...Hit .286 (14-49) and registered all four of his extra-base hits and seven RBI with Aberdeen as a shortstop and hit .185 (10-54) when playing any other position for the IronBirds...Hit .316 (12-38) and slugged .526 with runners on base for Aberdeen...**Personal/Amateur:** Attended the University of Tampa.

CHALAS, MIGUEL A. [RHP]

HT: 5-11; **WT:** 155; **B:** R; **T:** R; **Signed by:** David Stockstill; **Born:** June 27, 1992, Seibo, DR; **Resides:** Seibo, DR; **Acquired:** Signed by the Orioles as a non-drafted free agent on February 24, 2010

YEAR CLUB	CL	W	L	ERA	G	GS	CG	SHO	SV	IP	H	R	ER	HR	HB	BB	IB	SO	WP	BK
2010 DSL Orioles 2	R	5	1	1.72	14	13	2	0	0	78.1	56	21	15	1	6	16	0	64	2	0
2011 GCL Orioles	R	5	3	2.93	11	7	0	0	0	46.0	46	17	15	1	4	8	0	42	2	1
Aberdeen	A	0	1	6.75	1	1	0	0	0	4.0	7	5	3	0	0	0	0	6	2	0
2012 Delmarva	A	9	8	5.02	24	21	0	0	0	113.0	128	76	63	11	8	43	0	76	6	1
Minor Lg. Totals		19	13	3.58	50	42	2	0	0	241.1	237	119	96	13	18	67	0	188	12	2

2012: Led Class A Delmarva in wins (9)...Finished third on the club in innings pitched (113.0), games started (21) and strikeouts (76)...Pitched to a 3.72 ERA (29.0IP, 12ER) in June over five starts...Pitched a season-high 7.0 innings and struck out a season high-tying six in a June 29 loss to West Virginia...Won his first three decisions of the season, two of which came as a reliever...**2011:** Was tied for the club lead in wins (5) and was third in innings pitched (46.0) and strikeouts (42)...**2010:** Earned first professional victory on June 11 against the DSL Phillies...Struck out a career-best 11 batters July 26 against the DSL Giants...Allowed two runs or less in 12 of his 13 starts on the season.



BALTIMORE ORIOLES

CHAVEZ, ZANE LYLE [CA]

HT: 5-10; **WT:** 205; **B:** L; **T:** R; **Born:** December 30, 1986, San Diego, CA; **Resides:** Fallbrook, CA; **Acquired:** Signed as a free agent on February 1, 2013

YEAR CLUB	CL	AVG	G	AB	R	H	TB	2B	3B	HR	RBI	SH	SF	HBP	BB	IB	SO	SB	CS	GDP	SLG	OBP
2009 New Hampshire	IND	.269	68	212	21	57	78	6	0	5	30	1	2	1	20	0	46	3	2	5	.368	.332
2010 Pittsfield	IND	.192	17	52	4	10	14	4	0	0	2	0	0	0	6	1	10	0	0	-	.269	.276
New Jersey	IND	.176	6	17	1	3	3	0	0	0	0	0	0	0	1	0	6	0	0	-	.176	.222
2011 Grand Prairie	IND	.262	50	149	20	39	48	5	2	0	21	3	2	3	12	0	37	0	1	-	.322	.325
2012 Grand Prairie	IND	.343	33	102	21	35	61	14	0	4	29	2	1	2	3	0	13	1	0	-	.598	.370
El Paso	IND	.336	37	143	18	48	61	9	2	0	22	2	2	2	8	0	23	0	2	-	.427	.374
Minor Lg. Totals																						

2012: Played in 70 games between Grand Prairie and El Paso of the American Association, recording 23 doubles and 51 RBI...Hit a combined .339/.373/.498...Threw out 34 percent (56-163) of potential base stealers...**2011:** Hit .262/.322/.325 in 50 games with Grand Prairie...**2010:** Played 23 combined games for Pittsfield and New Jersey of the Canadian-American Association...**2009:** Hit a career high five home runs in his first professional season.

CHOI, EUNCHUL [RHP]

HT: 6-2; **WT:** 190; **B:** R; **T:** R; **Signed by:** Ray Poitevint; **Born:** December 24, 1983, Daegu, South Korea; **Resides:** Daegu, South Korea; **Acquired:** Signed as a free agent on December 16, 2011

YEAR CLUB	CL	W	L	ERA	G	GS	CG	SHO	SV	IP	H	R	ER	HR	HB	BB	IB	SO	WP	BK
2008 Orange County	IND	1	0	16.20	3	0	0	0	0	1.2	5	3	3	0	0	3	0	1	1	0
Minor Lg. Totals		-	-	-	-	-	-	-	-	-	-	-	-	-	-	-	-	-	-	-

2011: Pitched in the Veracruz Winter League in Mexico...**2008:** Was 1-0 with a 16.20 ERA (1.2IP, 3ER) in three games with Orange County of the independent Golden Baseball League.

CLABURN, TYLER S. [RHP]

HT: 6-3; **WT:** 190; **B:** R; **T:** R; **Signed by:** Mal Fichman; **Born:** November 23, 1989, Fort Sill, OK; **Resides:** Peachtree City, GA; **Acquired:** Signed by the Orioles as a non-drafted free agent on November 28, 2012

YEAR CLUB	CL	W	L	ERA	G	GS	CG	SHO	SV	IP	H	R	ER	HR	HB	BB	IB	SO	WP	BK
2013 WILL BE FIRST PROFESSIONAL SEASON																				

COFFEY, CAMERON BRYAN [LHP]

HT: 6-5; **WT:** 206; **B:** L; **T:** L; **Signed by:** Rich Morales; **Born:** September 20, 1990, Houston, TX; **Resides:** Houston, TX; **Acquired:** Orioles 22nd round selection in the 2009 First Year Player Draft

YEAR CLUB	CL	W	L	ERA	G	GS	CG	SHO	SV	IP	H	R	ER	HR	HB	BB	IB	SO	WP	BK
2010 GCL Orioles	R	0	1	5.73	7	0	0	0	0	11.0	19	8	7	1	0	2	0	8	0	0
2011 GCL Orioles	R	4	3	2.21	10	8	0	0	0	36.2	35	11	9	0	0	8	0	26	0	0
2012 Aberdeen	A	3	5	5.23	13	7	0	0	0	53.1	55	37	31	4	2	23	9	33	2	0
Delmarva	A	0	0	4.50	1	0	0	0	0	2.0	2	1	1	1	0	2	0	0	0	0
Minor Lg. Totals		7	9	4.19	31	15	0	0	0	103.0	111	57	48	6	2	35	9	67	2	0

2012: Made his first seven appearances for Class A Aberdeen as a starter before moving to the bullpen on August 1...Went 2-0 with a 2.66 ERA (23.2 IP, 7ER) and held opponents to a .218 batting average as a reliever for Aberdeen...Pitched at least 4.0 innings in four of his six relief appearances for Aberdeen...Held opponents to a .214 batting average with runners on base and two outs with the IronBirds...**2011:** Appeared in 10 games with the GCL Orioles, finishing with a 4-3 record and 2.21 ERA...Struck out at least one batter in all but one appearance, including five strikeouts on July 15 vs. the GCL Red Sox and August 3 vs. the GCL Twins...**2010:** Tossed a scoreless inning of relief and struck out two in his first professional appearance August 2 against the GCL Red Sox...Pitched a career-high 3.0 innings August 19 against the GCL Red Sox...**Personal/Amateur:** Graduated from Houston Christian (TX) HS.

COLLA, RICHARD [SS]

HT: 5-9; **WT:** 175; **B:** R; **T:** R; **Signed by:** Fred Ferreira, Carlos Moreno; **Born:** October 27, 1993, Caracas, Venezuela; **Resides:** Caracas, Venezuela; **Acquired:** Signed as a non-drafted free agent on October 26, 2012

YEAR CLUB	CL	AVG	G	AB	R	H	TB	2B	3B	HR	RBI	SH	SF	HBP	BB	IB	SO	SB	CS	GDP	SLG	OBP
2013 WILL BE FIRST PROFESSIONAL SEASON																						

MINOR LEAGUES



CUEVAS, YANUEL [RHP]

HT: 5-11; **WT:** 180; **B:** R; **T:** R; **Signed by:** Fred Ferreira, Enrique Constante; **Born:** October 25, 1993, San Cristobal, DR; **Resides:** Bani, DR; **Acquired:** Signed as a non-drafted free agent on March 22, 2012

YEAR	CLUB	CL	W	L	ERA	G	GS	CG	SHO	SV	IP	H	R	ER	HR	HB	BB	IB	SO	WP	BK
2012	DSL Orioles	R	0	0	0.00	1	0	0	0	0	1.0	0	0	0	0	0	0	1	0	0	0
Minor Lg. Totals			0	0	0.00	1	0	0	0	0	1.0	0	0	0	0	0	1	0	0	0	0

2012: Faced four batters and walked one in his only appearance of the season on July 17 against the DSL White Sox.

DAVIES, ZACHARY RYAN [RHP]

HT: 6-0; **WT:** 150; **B:** R; **T:** R; **Signed by:** John Gillette; **Born:** February 7, 1993, Puyallup, WA; **Resides:** Chandler, AZ; **Acquired:** Orioles 26th round selection in the 2011 First Year Player Draft

YEAR	CLUB	CL	W	L	ERA	G	GS	CG	SHO	SV	IP	H	R	ER	HR	HB	BB	IB	SO	WP	BK
2012	Delmarva	R	5	7	3.86	25	17	0	0	1	114.1	109	52	49	11	3	46	0	91	4	0
Minor Lg. Totals			5	7	3.86	25	17	0	0	1	114.1	109	52	49	11	3	46	0	91	4	0

2012: Finished 10th in the South Atlantic League in ERA (3.86)...Also led the Shorebirds in strikeouts (91) and finished tied for the team lead in innings pitched (114.1)...**Personal/Amateur:** Graduated from Mesquite (AZ) HS.

DAVIS, ADAM S. [CA]

HT: 6-0; **WT:** 205; **B:** R; **T:** R; **Signed by:** Bob Szymkowski; **Born:** December 15, 1989, Elmhurst, IL; **Resides:** Bloomingdale, IL; **Acquired:** Orioles 11th round selection in the 2011 First Year Player Draft

YEAR	CLUB	CL	AVG	G	AB	R	H	TB	2B	3B	HR	RBI	SH	SF	HBP	BB	IB	SO	SB	CS	GDP	SLG	OBP
2011	GCL Orioles	R	.000	1	1	0	0	0	0	0	0	0	0	0	0	1	0	0	0	0	0	.000	.500
	Aberdeen	A	.203	20	59	7	12	18	3	0	1	3	2	0	7	4	0	8	0	0	3	.305	.329
2012	Aberdeen	A	.000	1	3	0	0	0	0	0	0	0	0	0	0	0	1	0	0	0	0	.000	.000
	Delmarva	A	.200	35	105	11	21	32	2	0	3	13	1	0	4	7	0	30	2	0	2	.305	.276
	Frederick	A	.417	4	12	4	5	6	1	0	0	2	1	1	0	1	0	1	0	0	0	.500	.429
Minor Lg. Totals			.211	61	180	22	38	56	6	0	4	18	4	1	11	13	0	40	2	0	5	.311	.302

2012: Recorded a hit in each of his four games with Class A Frederick...Went 3-3 with a home run, two RBI and two runs scored for Class A Delmarva on July 2 against West Virginia...Recorded a hit in six consecutive games between August 23 and September 2 for Delmarva...Hit .245 (13-53) with runners on base for Delmarva...**2011:** Appeared in one game with the GCL O's, collecting one at-bat and one walk...Was transferred to Aberdeen on June 24...Hit .203 over 20 games with Aberdeen...Had first multi-hit game on August 12 vs. Williamsport...**Personal/Amateur:** Attended the University of Illinois-Champaign.

DAVIS, GLYNN WILLIAM [OF]

HT: 6-3; **WT:** 170; **B:** R; **T:** R; **Signed by:** Dean Albany; **Born:** December 7, 1991, Baltimore, MD; **Resides:** Pasadena, MD; **Acquired:** Signed as a non-drafted free agent on August 20, 2010

YEAR	CLUB	CL	AVG	G	AB	R	H	TB	2B	3B	HR	RBI	SH	SF	HBP	BB	IB	SO	SB	CS	GDP	SLG	OBP
2011	GCL Orioles	R	.435	6	23	4	10	15	2	0	1	2	0	0	0	4	0	3	1	1	0	.652	.519
	Aberdeen	A	.271	62	255	34	69	86	14	0	1	14	4	1	1	25	0	53	23	9	5	.337	.337
	Frederick	A	.250	1	4	0	1	1	0	0	0	0	0	0	0	0	1	0	0	0	0	.250	.250
2012	Delmarva	A	.252	101	397	53	100	120	16	2	0	25	6	5	6	51	0	91	29	9	4	.302	.342
	Frederick	A	.256	22	82	11	21	24	1	1	0	4	2	0	1	12	1	25	8	1	1	.293	.358
Minor Lg. Totals			.264	192	761	102	201	246	33	3	2	45	12	6	8	92	1	173	61	20	10	.323	.347

2012: Led Class A Delmarva in runs scored (53) and steals (29)...Was second on the team in hits (100) and walks (51)...Had a 26-game on-base streak from June 26-July 26...Named the best defensive outfielder and fastest baserunner in the O's farm system after the season by Baseball America...**2011:** Led the IronBirds in runs (34), doubles (14) and stolen bases (23, tied for 5th in the New York-Penn League)...Was second in at-bats (255) and second in hits (69). **Personal/Amateur:** Attended the Community College of Baltimore County - Catonsville.

DE FREITAS, NELIO [CA]

HT: 6-0; **WT:** 160; **B:** R; **T:** R; **Signed by:** Fred Ferreira, Carlos Moreno; **Born:** February 22, 1993, La Guaira, Venezuela; **Resides:** Caraballeda, Venezuela; **Acquired:** Signed as a non-drafted free agent on December 21, 2012

YEAR	CLUB	CL	AVG	G	AB	R	H	TB	2B	3B	HR	RBI	SH	SF	HBP	BB	IB	SO	SB	CS	GDP	SLG	OBP
2013 WILL BE FIRST PROFESSIONAL SEASON																							



BALTIMORE ORIOLES

DELANEY, ROBERT JAMES [RHP]

HT: 6-2; **WT:** 252; **B:** L; **T:** R; **Signed by:** John Wilson (Twins); **Born:** September 8, 1984, Westwood, NJ; **Resides:** River Vale, NJ; **Acquired:** Signed as a free agent on January 23, 2013

YEAR	CLUB	CL	W	L	ERA	G	GS	CG	SHO	SV	IP	H	R	ER	HR	HB	BB	IB	SO	WP	BK
2006	GCL Twins	R	1	3	4.64	17	0	0	0	2	33.0	37	23	17	4	4	1	0	27	1	0
	Fort Myers	A	0	0	5.40	3	0	0	0	0	5.0	7	3	3	1	0	0	0	3	0	0
2007	Beloit	A	1	0	0.77	36	0	0	0	28	46.2	25	8	4	1	2	6	1	56	1	0
	Fort Myers	A	2	0	1.54	17	0	0	0	7	23.1	19	4	4	1	0	10	2	27	2	0
2008	Fort Myers	A	1	2	1.42	23	0	0	0	13	31.2	24	6	5	1	0	4	1	34	2	0
	New Britain	AA	2	1	1.05	23	0	0	0	5	34.1	20	4	4	2	2	7	0	38	1	0
2009	New Britain	AA	1	1	2.00	26	0	0	0	0	36.0	32	11	8	1	1	6	0	40	2	0
	Rochester	AAA	7	3	4.53	36	0	0	0	7	47.2	43	25	24	5	0	15	2	38	2	0
2010	Rochester	AAA	7	9	4.73	61	0	0	0	4	80.0	82	48	42	12	1	23	5	92	4	1
	MINNESOTA	MLB	0	0	9.00	1	0	0	0	0	1.0	2	1	1	1	0	1	0	0	0	0
2011	TAMPA BAY	MLB	0	0	10.80	4	0	0	0	0	5.0	4	6	6	0	0	7	1	3	0	0
	Durham	AAA	4	2	1.86	51	0	0	0	13	67.2	51	15	14	3	0	17	2	57	1	0
2012	New Orleans	AAA	3	1	2.29	44	0	0	0	1	63.0	58	17	16	2	0	18	5	46	2	0
	Minor Lg. Totals		29	22	2.71	337	0	0	0	80	468.1	398	164	141	33	10	107	18	458	18	1
	ML Totals		0	0	10.50	5	0	0	0	0	6.0	6	7	7	1	0	8	1	3	0	0

2012: Led Triple-A New Orleans in appearances (44)...**2011:** Led Triple-A Durham in saves (13) and was second in appearances (52)...Ranked second in the Rays organization in ERA (1.86) among pitchers with at least 50.0 innings pitched... Was with Tampa from May 8-19 and appeared in four games...Upon return to Durham, allowed just 11 earned runs over final 39 games (1.99 ERA) while converting 13 of 15 save opportunities...Went 12 appearances (17.1IP) without allowing a run from June 24-July 24...Following the season, appeared in four games for the Bravos de Margarita in the Venezuelan Winter League and recorded a 4.76 ERA (5.2IP, 3ER)...**2010:** Made Major League debut on September 4, 2010 vs. Texas, allowing one run on two hits and one walk in 1.0 inning...**2009:** Went a combined 8-4 with a 3.44 ERA (83.2IP, 32ER) between Double-A New Britain and Triple-A Rochester...**2008:** Earned Florida State League All-Star honors after beginning season 1-2 with 13 saves and a 1.42 ERA (31.2IP, 5ER) in 23 games with Class A Fort Myers...Named Baseball America Second Team All-Star following the season...**2007:** Named Twins' Minor League Pitcher of the Month for May...Named Midwest League midseason and postseason All-Star...Rated by Baseball America as the Midwest League's best reliever...**2006:** Struck out 30 and allowed just one walk in 38.0 combined innings pitched in his first professional season. **Personal/Amateur:** Originally signed by Minnesota as a non-drafted free agent in 2006... Attended St. Johns University.

DELCARMEN, MANUEL (MANNY) [RHP]

HT: 6-2; **WT:** 220; **B:** R; **T:** R; **Signed by:** Ray Fagnant (Red Sox); **Born:** February 16, 1982, Boston, MA; **Resides:** East Bridgewater, MA; **Acquired:** Signed as a free agent on January 28, 2013

YEAR	CLUB	CL	W	L	ERA	G	GS	CG	SHO	SV	IP	H	R	ER	HR	HB	BB	IB	SO	WP	BK
2001	GCL Red Sox	R	4	2	2.54	11	8	0	0	1	46.0	35	16	13	0	7	19	0	62	2	0
2002	Augusta	A	7	8	4.10	26	24	0	0	0	136.0	124	77	62	15	14	56	0	136	3	1
2003	Sarasota	A	1	1	3.13	4	3	0	0	0	23.0	16	9	8	1	3	7	0	16	0	0
2004	Sarasota	A	3	6	4.68	19	18	0	0	0	73.0	84	43	38	10	4	20	1	76	1	0
2005	Portland	AA	4	4	3.23	31	0	0	0	3	39.0	31	23	14	3	0	20	1	49	6	0
	Pawtucket	AAA	3	1	1.29	15	0	0	0	2	21.0	17	3	3	0	0	1	13	1	23	1
	BOSTON	MLB	0	0	3.00	10	0	0	0	0	9.0	8	3	3	0	1	7	0	9	0	0
2006	Pawtucket	AAA	0	1	2.12	10	0	0	0	0	17.0	9	4	4	0	1	6	0	19	0	0
	BOSTON	MLB	2	0	5.06	50	0	0	0	0	53.1	68	32	30	2	2	17	2	45	0	0
2007	Pawtucket	AAA	3	2	3.38	20	0	0	0	0	29.1	28	13	11	1	0	14	1	37	3	0
	BOSTON	MLB	0	0	2.05	44	0	0	0	1	44.0	28	11	10	4	2	17	1	41	0	0
2008	BOSTON	MLB	1	2	3.27	73	0	0	0	2	74.1	55	28	27	5	3	28	1	72	0	0
2009	BOSTON	MLB	5	2	4.53	64	0	0	0	0	59.2	64	34	30	5	4	34	3	44	1	0
2010	Portland	AA	0	0	0.00	1	1	0	0	0	1.0	0	0	0	0	0	0	0	0	0	0
	BOSTON	MLB	3	2	4.70	48	0	0	0	0	44.0	33	24	23	7	1	28	1	32	0	0
	COLORADO	MLB	0	2	6.48	9	0	0	0	0	8.1	12	6	6	1	0	4	1	6	1	0
2011	Tacoma	AAA	2	2	5.14	18	0	0	0	0	28.0	31	17	16	2	1	12	0	23	1	0
	Round Rock	AAA	1	0	6.75	8	0	0	0	0	10.2	21	8	8	2	0	3	0	10	3	0
2012	Scranton/WB	AAA	3	5	4.42	39	2	0	0	3	57.0	62	35	28	5	2	36	0	59	5	0
	Minor Lg. Totals		31	32	3.84	202	56	0	0	9	481.0	458	248	205	39	33	206	4	510	25	2
	ML Totals		11	8	3.97	298	0	0	0	3	292.2	268	138	129	24	13	135	9	249	2	0

2012: Went 3-3 with three saves and a 3.93 ERA (52.2IP, 23ER) as a reliever...Held left-handed hitters to a .255 (25-98) batting average...**2011:** Went a combined 3-2 with a 5.59 ERA (38.2IP, 24ER) in 26 relief appearances between Triple-A Tacoma and Triple-A Round Rock...**2010:** Combined to make 57 relief appearances with Boston and Colorado, going 3-4 with a 4.99 ERA (52.1IP, 29ER)...Was placed on the 15-day DL on July 1 with a right forearm strain...Claimed off waivers by Colorado on August 31...**2009:** Established a career high in wins (5) and appeared in at least 60 games for the second consecutive season...Held

MINOR LEAGUES



opponents scoreless in 43 of his 64 outings and threw more than 1.0 inning in 12 of those games...Snapped a 52-game homerless stretch dating back to September 9, 2008 on August 5 when he allowed a home run to Tampa Bay's Jason Bartlett...Made his 200th career appearance on June 5 vs. Texas, becoming one of 14 relief pitchers in Boston history to reach that mark...Was not added to the Red Sox ALDS roster...**2008:** His 73 outings were the most by a Red Sox reliever since Mike Timlin's 81 in 2005...Struck out a career-high 72...Held opponents scoreless in 55 of 73 games, logging a career-high 13.2 scoreless inning streak over 12 outings from May 27-June 27...Lowered his ERA from 4.53 to 3.27 over his final 18 games of the season, posting a 0.40 ERA (22.2IP, ER) during that stretch...In five playoff appearances, went 1-0 with a 14.54 ERA (4.1IP, 7ER), earning his first career postseason win in Game 4 of the ALDS vs. the Angels...**2007:** Set a Red Sox record for most appearances without a decision (44)...Struck out a career-high four on July 14 vs. Toronto and earned his first Major League save on July 23 at Cleveland...Made his postseason debut and appeared in six games, pitching to a 8.31 ERA (4.1IP, 4ER)...**2006:** Went 1-0 with a 3.52 ERA in 22 outings before the All-Star break...Prior to the season, ranked as Boston's 8th-best prospect by Baseball America...**2005:** Made a combined 56 relief appearances between Double-A Portland, Triple-A Pawtucket and Boston...Made his Major League debut on July 26 at Tampa Bay and worked a perfect inning...Did not allow a run in nine of his 10 appearances with the Red Sox...**2004:** Began the season on the DL, recovering from Tommy John surgery...Was reinstated on May 12...**2003:** Season was cut short by Tommy John surgery...**2002:** Led all Red Sox minor leaguers with 136 strikeouts...**2001:** Finished 4th in the GCL with 62 strikeouts, averaging 12.1K/9.0IP. **Personal/Amateur:** Originally selected by Boston in the 2nd round of the 2000 1st year player draft...Graduated from West Roxbury HS (Boston, MA).

DELMONICO, NICHOLAS JOHN [INF]

HT: 6-3; **WT:** 205; **B:** R; **T:** R; **Signed by:** Adrian Dorsey; **Born:** July 12, 1992, Knoxville, TN; **Resides:** Knoxville, TN; **Acquired:** Orioles 6th round selection in the 2011 First Year Player Draft

YEAR	CLUB	CL	AVG	G	AB	R	H	TB	2B	3B	HR	RBI	SH	SF	HBP	BB	IB	SO	SB	CS	GDP	SLG	OBP
2012	Delmarva	A	.249	95	338	49	84	139	22	0	11	54	0	1	7	47	0	73	8	1	7	.411	.351
Minor Lg. Totals			.249	95	338	49	84	139	22	0	11	54	0	1	7	47	0	73	8	1	7	.411	.351

2012: Named Shorebirds Fan Club 1st Half MVP...Finished tied for the team lead in home runs (11)...Was second on the club in RBI (54)...Was third on the team in total bases (139) and walks (47)...Reached base in 19 straight games from April 17-May 10...Named to the South Atlantic League mid-season All-Star team...Named the O's No. 4 prospect after the season by Baseball America...**2011:** Named the O's No. 7 prospect after the season by Baseball America...**Personal/Amateur:** Graduated from Farragut (TN) HS...Brother Tony played in the Dodgers organization and father Rod is a baseball coach at Florida International...Father, Rod, was manager of Netherlands team in the 2009 World Baseball Classic.

DOMINGUEZ, DIONI [RHP]

HT: 5-11; **WT:** 176; **B:** S; **T:** R; **Signed by:** Carlos Bernhardt and David Stockstill; **Born:** October 20, 1990, Ramon Santana, DR; **Resides:** San Pedro de Macoris, DR; **Acquired:** Signed by the Orioles as a non-drafted free agent on January 27, 2010

YEAR	CLUB	CL	W	L	ERA	G	GS	CG	SHO	SV	IP	H	R	ER	HR	HB	BB	IB	SO	WP	BK
2010	DID NOT PITCH, WAS A POSITION PLAYER																				
2011	DID NOT PITCH, WAS A POSITION PLAYER																				
2012	DSL Orioles	R	1	1	2.45	7	0	0	0	0	18.1	12	7	5	0	1	14	0	23	4	0
	GCL Orioles	R	3	1	3.18	10	0	0	0	0	22.2	17	8	8	0	5	13	0	27	4	2
Minor Lg. Totals			4	2	2.85	17	0	0	0	0	41.0	29	15	13	0	6	27	0	50	8	2

2012: Converted from an outfielder to a pitcher for the 2012 season...Began the year with the DSL Orioles...Pitched at least 3.0 innings in four of his seven relief appearances for the DSL Orioles, including each of his final three appearances for the team...Did not allow a run in three consecutive appearances totaling 9.0 innings from June 16-25...First appeared for the GCL Orioles on July 7...Struck out a season-high nine on August 1 against the GCL Twins in 4.0 innings...Did not allow a run in three consecutive appearances totaling 10.2 innings from July 23-August 1...At home, did not allow a run and struck out 19 in 13.2 innings for the GCL Orioles.

DRAKE, OLIVER GARDNER [RHP]

HT: 6-4; **WT:** 217; **B:** R; **T:** R; **Signed by:** Dean Albany; **Born:** January 13, 1987, Worcester, MA; **Resides:** Gardner, MA; **Acquired:** Orioles 43rd Round selection in the 2008 First Year Player Draft

YEAR	CLUB	CL	W	L	ERA	G	GS	CG	SHO	SV	IP	H	R	ER	HR	HB	BB	IB	SO	WP	BK
2008	Bluefield	R	1	0	0.77	7	0	0	0	0	11.2	7	2	1	1	0	2	0	11	0	0
	Aberdeen	A	0	0	0.87	5	0	0	0	0	10.1	9	3	1	0	1	1	0	13	2	0
2009	Delmarva	A	8	9	4.34	25	24	0	0	0	130.2	138	72	63	6	4	42	1	104	9	1
2010	Frederick	A	6	6	4.36	24	21	0	0	0	128.0	135	70	62	19	6	37	0	100	5	0
2011	Norfolk	AAA	0	0	0.00	1	0	0	0	0	2.0	1	0	0	0	0	1	0	2	0	0
	Frederick	A	8	3	2.14	14	13	2	1	0	96.2	78	27	23	1	4	18	1	80	6	0
	Bowie	AA	3	5	5.20	12	12	2	0	0	64.0	77	39	37	8	4	24	0	47	3	0
2012	Bowie	AA	1	1	1.50	3	3	0	0	0	18.0	8	4	3	1	1	4	0	15	0	0
Minor Lg. Totals			27	24	3.71	91	73	4	1	1	461.1	453	217	190	36	20	129	2	372	25	1



BALTIMORE ORIOLES

2012: Started three games for Double-A Bowie, pitching 6.0 innings and allowing two earned runs or fewer in each...**2011:** Pitched four complete games, including one shutout, in 25 starts between Class A Frederick and Double-A Bowie...Named Carolina League Pitcher of the Week for June 27-July 4...Had a 0.99 WHIP in 96.2 innings pitched with Frederick...Struck out season-high 10 on May 25 vs. Wilmington...Had nine quality starts for Frederick, including each of his final six turns...Posted a 0.92 ERA (48.2IP, 5ER) in those starts, lowering his season ERA from 3.38 to 2.14...Was 5-1 with a 1.58 ERA (51.1IP, 9ER) and 49 strikeouts in seven home starts for Frederick...**2010:** Finished second on the Keys in games started (21) and innings pitched (128.0)...Struck out a career-high 11 batters August 13 against Winston-Salem...**2009:** Tied for the Shorebirds lead in wins (8)...Finished second on the club in strikeouts (104)...Allowed two earned runs or less in eight of his first 10 starts of the season...**2008:** Put up a 0.87 ERA after being called up to Aberdeen...Had a career-high five strikeouts August 27 against Vermont...**Personal/Amateur:** Attended the Naval Academy, majoring in quantitative economics...Earned four letters in baseball and three in hockey in high school.

DULTZ, KEVIN PATRICK [CA]

HT: 6-2; **WT:** 215; **B:** R; **T:** R; **Born:** July 17, 1988, Pasadena CA; **Resides:** Altadena, CA; **Acquired:** Signed as a free agent on December 11, 2012

YEAR CLUB	CL	AVG	G	AB	R	H	TB	2B	3B	HR	RBI	SH	SF	HBP	BB	IB	SO	SB	CS	GDP	SLG	OBP
2012 Missoula	R	.194	23	31	5	6	11	2	0	1	4	0	0	1	6	0	9	0	1	0	.355	.342
Minor Lg. Totals		.194	23	31	5	6	11	2	0	1	4	0	0	1	6	0	9	0	1	0	.355	.342

2012: Hit his first career home run August 4 against Helena...Batted .364 (4-11) in five August games with three extra-base hits and four RBI. **Personal/Amateur:** Attended San Francisco State University.

DURAN, BRILYN OSVALDO [OF]

HT: 6-3; **WT:** 170; **B:** R; **T:** R; **Signed by:** David Stockstill and Carlos Bernhardt; **Born:** November 10, 1993, Cotui, DR; **Resides:** Cotui, DR; **Acquired:** Signed by the Orioles as a non-drafted free agent on November 10, 2011

YEAR CLUB	CL	AVG	G	AB	R	H	TB	2B	3B	HR	RBI	SH	SF	HBP	BB	IB	SO	SB	CS	GDP	SLG	OBP
2012 DSL Orioles	R	.186	42	140	15	26	41	7	1	2	19	2	2	2	8	0	36	3	3	2	.293	.237
Minor Lg. Totals		.186	42	140	15	26	41	7	1	2	19	2	2	2	8	0	36	3	3	2	.293	.237

2012: Recorded a season-high three hits on August 6 against the DSL Rockies...Had a six-game hit streak from July 27-August 7, including two multi-hit performances...Hit .256 (10-39) with five doubles against left-handed pitching...Hit .255 (13-51) in August with 12 RBI.

EDMAN, CAMERON JAMES [CA]

HT: 6-3; **WT:** 205 **B:** R; **T:** R; **Signed by:** Brandon Verley; **Born:** June 17, 1988, Torrance, CA; **Resides:** Florence, MT; **Acquired:** Orioles 29th round pick in the 2011 First Year Player Draft

YEAR CLUB	CL	AVG	G	AB	R	H	TB	2B	3B	HR	RBI	SH	SF	HBP	BB	IB	SO	SB	CS	GDP	SLG	OBP
2011 GCL Orioles	R	.299	26	77	11	23	37	7	2	1	13	1	0	4	10	0	9	0	0	2	.481	.407
2012 Aberdeen	A	.211	42	152	14	32	53	9	0	4	24	0	2	1	9	0	40	0	0	2	.349	.310
Minor Lg. Totals		.240	68	229	25	55	90	16	2	5	37	1	2	5	19	0	49	0	0	4	.393	.310

2012: Finished tied for second on Class A Aberdeen in home runs (4) and was third in doubles (9)...Ended the season with a .992 fielding percentage in 41 games...**2011:** Led the club in on-base percentage (.407, 25-game min)...**Personal/Amateur:** Attended Gonzaga University.

EGAN, PATRICK JOHN [RHP]

HT: 6-7; **WT:** 235; **B:** R; **T:** R; **Signed by:** Keith Connolly; **Born:** October 25, 1984, Rocky Hill, CT; **Resides:** Rocky Hill, CT; **Acquired:** Orioles 36th round selection in the 2006 First Year Player Draft

YEAR CLUB	CL	W	L	ERA	G	GS	CG	SHO	SV	IP	H	R	ER	HR	HB	BB	IB	SO	WP	BK
2007 Bluefield	R	2	4	4.95	13	11	0	0	0	60.0	78	42	33	0	5	18	0	39	5	2
2008 Aberdeen	A	5	6	3.24	14	14	0	0	0	77.2	77	35	28	5	5	20	0	72	0	0
2009 Delmarva	A	0	0	2.78	13	2	0	0	2	32.1	28	12	10	0	1	5	0	31	0	0
Frederick	A	2	3	1.73	20	2	0	0	2	47.1	27	8	7	1	2	9	1	33	2	0
Bowie	AA	1	0	2.08	3	2	0	0	0	13.0	14	5	3	1	0	2	0	11	0	0
2010 Bowie	AA	6	1	2.12	22	0	0	0	5	46.2	29	12	11	1	2	7	0	25	1	0
Norfolk	AAA	1	1	5.11	27	0	0	0	0	37.0	54	26	21	2	1	9	0	17	0	0
2011 Bowie	AA	0	2	2.84	19	0	0	0	1	25.1	21	9	8	0	1	11	1	22	1	0
Norfolk	AAA	1	2	5.12	21	0	0	0	0	38.2	56	29	22	3	1	16	0	22	3	0
2012 Bowie	AA	3	0	1.60	31	0	0	0	2	50.2	50	13	9	1	2	12	0	41	1	0
Norfolk	AAA	1	1	1.65	8	0	0	0	0	16.1	9	3	3	0	0	1	0	12	1	0
Minor Lg. Totals		22	20	3.13	191	31	0	0	12	445.0	443	194	155	14	20	110	2	325	14	2

MINOR LEAGUES



2012: Was second on Double-A Bowie in ERA (1.60) among pitchers with at least 20.0 IP...Was third on the team in appearances (31) and holds (6)...Allowed more than one earned run only once in 31 appearances and threw 23 scoreless outings for the Baysox...Did not allow a walk in his first 11 appearances...Struck out a season-high tying four over 2.0 innings on July 20 against Binghamton...Did not allow an earned run in his final five appearances for Bowie, totaling 9.0 innings...First appeared for Triple-A Norfolk on August 5, throwing 3.0 scoreless innings without allowing a hit or walk...Pitched at least 2.0 innings in six of his eight appearances for the Tides...Did not allow a run in his final five appearances for Norfolk, totaling 9.0 innings...Did not allow a walk in his first seven appearances for the Tides...Held right-handed hitters to a .135 (5-37) batting average with Norfolk...**2011:** Appeared in 21 games for Triple-A Norfolk, finishing with a 5.12 ERA...Struck out 22 batters over 38.2 innings...Was transferred to Double-A Bowie on June 28, appearing in 19 games, recording at least one strike out in 16 of them...**2010:** Went 6-1 with a 2.12 ERA in 22 games with Double-A Bowie...Struck out 25 batters and allowed 11 earned runs over 46.2 innings of work...Was transferred to Triple-A Norfolk on June 28, appearing in 27 games with an ERA of 5.11...Struck out 17 batters in 37 innings of work...**2009:** Collected two starts over 13 games with Class A Delmarva, finishing with an ERA of 2.78...Struck out 31 batters and suffered 10 earned runs in 32.1 innings of work...Was transferred to Double-A Bowie on April 20, starting twice over three games...Finished with an ERA of 2.08, striking out 11 batters and giving up three earned runs in 13 innings of work...Was transferred to Class A Frederick on June 25, finishing with an ERA of 1.33 over 20 games, including two starts...Struck out 33 batters and allowed seven earned runs in 47.1 innings of work...**2008:** Had an ERA of 3.24 in 14 starts with Class A Aberdeen...Finished with a 5-6 record, striking out 72 batters in 77.2 innings of work...**2007:** Had an ERA of 4.95 in 13 games with Bluffield...Struck out 39 batters and surrendered 33 earned runs in 60 innings of work...**Personal/Amateur:** Attended Quinnipiac University.

ESCAT, GENE B. [RHP]

HT: 6-4; **WT:** 190; **B:** R; **T:** R; **Signed by:** Rich Morales; **Born:** September 3, 1989, Hanford, CA; **Resides:** Hanford, CA; **Acquired:** Orioles 23rd round selection in 2012 First Year Player Draft

YEAR	CLUB	CL	W	L	ERA	G	GS	CG	SHO	SV	IP	H	R	ER	HR	HB	BB	IB	SO	WP	BK
2012	Aberdeen	A	0	0	2.35	7	0	0	0	0	7.2	6	2	2	0	0	5	1	5	2	0
	Delmarva	A	3	2	3.96	18	0	0	0	1	25.0	30	13	11	3	1	8	0	23	2	0
Minor Lg. Totals			3	2	3.58	25	0	0	0	1	32.2	30	15	13	3	1	13	1	28	4	0

2012: Five of his seven appearances for Class A Aberdeen and 13 of his 18 appearances for Class A Delmarva were scoreless...Pitched at least 2.0 innings in five of his 18 appearances for Delmarva...Recorded at least two strikeouts in seven of his 18 appearances for Delmarva...Held opponents to a .071 (1-14) batting average with runners on base and two outs with the Shorebirds...**Personal/Amateur:** Attended Fresno State University.

ESPOSITO, JASON MICHAEL [3B]

HT: 6-2; **WT:** 210; **B:** R; **T:** R; **Signed by:** Adrian Dorsey; **Born:** July 19, 1990, New Haven, CT; **Resides:** Bethany, CT; **Acquired:** Orioles 2nd round pick in 2011 First Year Player Draft

YEAR	CLUB	CL	AVG	G	AB	R	H	TB	2B	3B	HR	RBI	SH	SF	HBP	BB	IB	SO	SB	CS	GDP	SLG	OBP
2012	Delmarva	A	.209	123	473	52	99	131	13	2	5	51	1	4	8	26	0	113	8	3	10	.277	.260
Minor Lg. Totals			.209	123	473	52	99	131	13	2	5	51	1	4	8	26	0	113	8	3	10	.277	.260

2012: Led Class A Delmarva in games played (123) and at-bats (473)...Finished second on the team in runs scored (52)...Was third on the club in hits (99) and RBI (51)...Had a nine-game hit streak from May 4-13...Notched a season-high four RBI on May 17 at Hagerstown...Hit .257 (37-144) against left-handed pitching...Named the O's No. 8 prospect after the season by Baseball America...**2011:** Named the O's No. 10 prospect after the season by Baseball America...**Personal/Amateur:** Attended Vanderbilt University.

ESQUIVEL, JAIME OMAR [RHP]

HT: 6-2; **WT:** 192; **B:** R; **T:** R; **Signed by:** Rich Morales; **Born:** May 25, 1992, Pasadena, TX; **Resides:** South Houston, TX; **Acquired:** Orioles 28th round selection in the 2010 First Year Player Draft

YEAR	CLUB	CL	W	L	ERA	G	GS	CG	SHO	SV	IP	H	R	ER	HR	HB	BB	IB	SO	WP	BK
2011	GCL Orioles	R	5	1	0.95	11	8	0	0	0	47.1	25	6	5	2	0	15	0	39	4	0
	Aberdeen	A	0	1	1.80	1	1	0	0	0	5.0	2	1	1	0	0	4	0	8	0	1
2012	Aberdeen	A	2	3	7.20	8	4	0	0	0	25.0	28	24	20	2	2	19	0	29	6	0
	Frederick	A	0	0	0.00	1	0	0	0	0	2.0	1	0	0	0	0	0	0	2	1	0
Minor Lg. Totals			7	5	2.95	21	13	0	0	0	79.1	56	31	26	4	2	38	0	78	11	1

2012: Started his first four games with Class A Aberdeen and went 2-2 with a 6.60 ERA (15.0 IP, 11ER)...In four games as a reliever with Aberdeen, went 0-1 with an 8.10 ERA (10.0 IP, 9ER)...Struck out a season-high eight in a July 1 win against Staten Island...Struck out the side in back-to-back innings on August 15 at Lowell...**2011:** Was tied for the most wins (5), was second in innings pitched (47.1) and tied for third in games started (8) for the IronBirds...**Personal/Amateur:** Attended South Houston (TX) HS.



BALTIMORE ORIOLES

FAJARDO, DANIEL JOSE [CA]

HT: 6-1; **WT:** 170; **B:** R; **T:** R; **Signed by:** Jesus Alfaro, Calvin Maduro, David Stockstill; **Born:** November 19, 1994, Maracay, Venezuela; **Resides:** Maracay, Venezuela; **Acquired:** Signed by the Orioles as a non-drafted free agent on September 19, 2011

YEAR CLUB	CL	AVG	G	AB	R	H	TB	2B	3B	HR	RBI	SH	SF	HBP	BB	IB	SO	SB	CS	GDP	SLG	OBP
2012 DSL Orioles	R	.175	33	97	5	17	20	3	0	0	6	2	0	0	6	0	18	1	1	4	.206	.223
Minor Lg. Totals		.175	33	97	5	17	20	3	0	0	6	2	0	0	6	0	18	1	1	4	.206	.223

2012: Recorded a season-high three hits on July 19 against the DSL Reds...Hit .333 (8-24) with three doubles when leading off an inning.

FERNANDEZ, JESUS (JESSE) [RHP]

HT: 6-2; **WT:** 225; **B:** R; **T:** R; **Signed by:** Dean Albany; **Born:** January 24, 1990, Miami, FL; **Resides:** Miami, FL; **Acquired:** Signed as a non-drafted free agent on July 14, 2012

YEAR CLUB	CL	W	L	ERA	G	GS	CG	SHO	SV	IP	H	R	ER	HR	HB	BB	IB	SO	WP	BK
2012 Aberdeen	R	0	1	2.79	10	0	0	0	0	19.1	20	6	6	0	1	11	0	15	1	0
Minor Lg. Totals		0	1	2.79	10	0	0	0	0	19.1	20	6	6	0	1	11	0	15	1	0

2012: Six of his 10 appearances for Class A Aberdeen lasted at least 2.0 innings...Struck out a season-high five on August 15 at Lowell...Did not allow a run in his final three appearances of the season, totaling 7.2 innings...Compiled a 1.74 ERA (10.1 IP, 2ER) at home.

FIGUEROA, JOSE OCTAVIO [RHP]

HT: 5-11; **WT:** 190; **B:** R; **T:** R; **Signed by:** Felipe Rojas and David Stockstill; **Born:** March 23, 1992, Las Matas de Farfan, DR; **Resides:** Las Matas de Farfan, DR; **Acquired:** Signed as a non-drafted free agent on March 26, 2010

YEAR CLUB	CL	W	L	ERA	G	GS	CG	SHO	SV	IP	H	R	ER	HR	HB	BB	IB	SO	WP	BK
2010 DSL Orioles 2	R	0	0	5.95	8	0	0	0	0	19.2	24	18	13	1	1	15	0	14	6	3
2011 DSL Orioles	R	3	1	2.76	23	0	0	0	12	32.2	24	11	10	0	1	9	1	28	5	0
2012 GCL Orioles	R	0	0	3.93	16	0	0	0	6	18.1	16	8	8	0	2	11	0	16	7	2
Minor Lg. Totals		3	1	3.95	47	0	0	0	18	70.2	64	37	31	1	4	35	1	58	18	5

2012: Led the GCL Orioles in appearances (16) and saves (6)...**2011:** Was 5th in the DSL in saves (12)...Was tied for team lead in games (23)...**2010:** Made his first career appearance June 1 against the DSL Yankees and allowed one run in 1.1 innings pitched...Struck out a career-high five in his final outing of the season on August 19.

FLACCO, MICHAEL T. [3B]

HT: 6-6; **WT:** 212; **B:** R; **T:** R; **Signed by:** Dean Albany; **Born:** January 17, 1987, Voorhees, NJ; **Resides:** Audubon, NJ; **Acquired:** Orioles 31st round selection in the 2009 First Year Player Draft

YEAR CLUB	CL	AVG	G	AB	R	H	TB	2B	3B	HR	RBI	SH	SF	HBP	BB	IB	SO	SB	CS	GDP	SLG	OBP
2009 Bluefield	R	.272	60	228	25	62	95	14	5	3	34	0	2	4	15	0	37	7	2	0	.417	.325
Delmarva	A	.158	5	19	3	3	4	1	0	0	1	0	0	1	1	0	7	1	0	2	.211	.238
2010 Aberdeen	A	.250	30	100	12	25	29	2	1	0	16	3	1	4	13	0	29	0	1	5	.290	.356
Delmarva	A	.324	29	102	8	33	40	7	0	0	10	0	1	3	13	2	17	0	1	2	.392	.412
2011 Delmarva	A	.273	72	264	45	72	111	20	2	5	41	0	4	9	34	1	58	5	0	2	.420	.370
Frederick	A	.250	50	168	21	42	71	10	2	5	22	1	0	7	19	1	42	3	2	4	.423	.351
2012 Frederick	A	.218	103	344	42	75	116	15	1	8	35	1	4	5	31	0	58	7	7	9	.337	.289
Bowie	AA	.091	4	11	0	1	1	0	0	0	0	0	0	0	0	0	4	0	0	0	.091	.091
Minor Lg. Totals		.253	353	1236	156	313	467	69	11	21	159	5	12	33	126	4	252	23	13	24	.378	.335

2012: Hit .324/.378/.459 in 74 at-bats against left-handed pitching...Set a season high for hits in a game in his first contest of the year on April 7, going 3-4 with an RBI, a stolen base and two runs scored...Finished third on Class A Frederick in games played (103) and at-bats (344) and was tied for third in home runs (8)...Was fourth on the Keys in runs scored (42)...Had an eight-game hit streak from May 21-29...Had a pinch-hit home run July 12 vs. Carolina...**2011:** Was the South Atlantic League Player of the Week May 15-23, when he went 17-for-29 (.538) with seven doubles, five RBI and five multi-hit games...Flacco led the Shorebirds in doubles (20), was third in home runs (5), runs scored (45) and RBI (41) and fourth in walks (34)...**2010:** Drove in a season-high three runs June 29 against Staten Island...Was transferred to Delmarva on July 25...Reached base safely in 24 of his 29 games with the Shorebirds...**2009:** Notched his first career hit, a triple, June 25 against Elizabethton...Had a career-high four hits June 27 at Kingsport...Hit safely in 14 of his last 17 games before being promoted to Delmarva, batting .381 (24-63) with 11 RBI during the stretch...**Personal/Amateur:** Is the brother of Baltimore Ravens quarterback Joe Flacco...Attended Community College of Baltimore County-Catonsville.

MINOR LEAGUES



FLORANUS, WENDELL MARLON [RHP]

HT: 6-0; **WT:** 158; **B:** R; **T:** R; **Signed by:** David Stockstill, Ernst Meyer; **Born:** April 16, 1995, Willemstad, Curacao; **Resides:** Willemstad, Curacao; **Acquired:** Signed by the Orioles as a non-drafted free agent on July 14, 2011

YEAR	CLUB	CL	W	L	ERA	G	GS	CG	SHO	SV	IP	H	R	ER	HR	HB	BB	IB	SO	WP	BK
2012	DSL Orioles	R	6	6	4.69	14	11	1	1	1	63.1	68	40	33	3	4	14	0	41	7	0
Minor Lg. Totals			6	6	4.69	14	11	1	1	1	63.1	68	40	33	3	4	14	0	41	7	0

2012: Led the DSL Orioles in wins (6)...Pitched a complete-game, one-hit shutout on August 3 at the DSL Reds, going 7.0 innings and striking out two...Struck out a season-high seven three times in five starts between July 23-August 15...Went 6-3 with a 3.65 ERA (44.1 IP,18ER) on the road...Held left-handed hitters to a .239 batting average.

FLORES, PEDRO J. [SS]

HT: 5-10; **WT:** 140; **B:** S; **T:** R; **Signed by:** Jesus Alfaro, Calvin Maduro; **Born:** April 18, 1996, Puerto Ordaz, Venezuela; **Resides:** Puerto Ordaz, Venezuela; **Acquired:** Signed as a non-drafted free agent on September 8, 2012

YEAR	CLUB	CL	AVG	G	AB	R	H	TB	2B	3B	HR	RBI	SH	SF	HBP	BB	IB	SO	SB	CS	GDP	SLG	OBP
2013 WILL BE FIRST PROFESSIONAL SEASON																							

FLOWER, ZACHARY RAY [LHP]

HT: 6-4; **WT:** 205; **B:** L; **T:** L; **Signed by:** Ernie Jacobs; **Born:** February 27, 1989, Texarkana, TX; **Resides:** Texarkana, TX; **Acquired:** Orioles 34th round selection in 2011 First Year Player Draft

YEAR	CLUB	CL	W	L	ERA	G	GS	CG	SHO	SV	IP	H	R	ER	HR	HB	BB	IB	SO	WP	BK
2011	GCL Orioles	R	0	0	0.00	3	0	0	0	1	3.0	1	0	0	0	0	0	0	4	0	0
	Aberdeen	A	2	0	1.85	13	0	0	0	0	24.1	16	9	5	0	4	6	0	16	2	0
2012	Delmarva	A	0	1	3.18	20	0	0	0	2	45.1	43	20	16	3	5	13	0	42	4	0
	Frederick	A	0	1	6.55	7	0	0	0	1	11.0	17	8	8	2	0	2	0	10	2	1
	Norfolk	AAA	2	2	4.50	3	0	0	0	0	8.0	9	4	4	0	0	4	1	5	0	0
Minor Lg. Totals			4	2	3.24	46	0	0	0	4	91.2	86	41	33	5	9	25	1	77	8	1

2012: Worked 24 consecutive scoreless innings over 11 appearances out of the bullpen May 2-July 2...**2011:** Appeared in 3 games for the GCL O's, striking out four and allowing no earned runs in 3.0 innings of work...Was transferred to Class A Aberdeen on July 7, appearing in 13 games...Struck out a season-high three batters in 3.0 innings of work on August 30 vs. Tri-City...Did not allow an earned run in nine of his 13 appearances...**Personal/Amateur:** Attended Texas Tech.

FRANTINI, BRETT THOMAS [CA]

HT: 6-1; **WT:** 210; **B:** R; **T:** R; **Signed by:** Troy Mattes; **Born:** February 7, 1990, Joliet, IL; **Resides:** Shorewood, IL; **Acquired:** Signed as a non-drafted free agent on August 17, 2012

YEAR	CLUB	CL	AVG	G	AB	R	H	TB	2B	3B	HR	RBI	SH	SF	HBP	BB	IB	SO	SB	CS	GDP	SLG	OBP
2012	GCL Orioles	R	.000	3	5	1	0	0	0	0	0	0	0	0	1	1	0	3	0	0	0	.000	.286
Minor Lg. Totals			.000	3	5	1	0	0	0	0	0	0	0	0	1	1	0	3	0	0	0	.000	.286

2012: Reached base in his second professional game when he was hit by a pitch...Scored his first professional run in his third game.

GAMBOA, EDUARDO (EDDIE) [RHP]

HT: 6-1; **WT:** 204; **B:** R; **T:** R; **Signed by:** James Keller; **Born:** December 21, 1984, Merced, CA; **Resides:** Rocklin, CA; **Acquired:** Orioles 21st round selection in the 2008 First Year Player Draft

YEAR	CLUB	CL	W	L	ERA	G	GS	CG	SHO	SV	IP	H	R	ER	HR	HB	BB	IB	SO	WP	BK
2008	Bluefield	R	1	7	3.63	12	12	1	0	0	62.0	64	31	25	6	2	14	0	41	7	0
2009	Delmarva	A	6	0	1.86	18	0	0	0	1	38.2	30	8	8	5	2	3	0	35	0	0
	Frederick	A	4	0	0.55	14	0	0	0	1	33.0	27	3	2	0	0	7	0	29	1	0
	Bowie	AA	1	0	0.00	7	0	0	0	1	12.0	7	3	0	0	0	7	0	11	3	1
2010	Bowie	AA	7	5	3.75	36	11	0	0	2	98.1	97	45	41	10	4	27	2	83	7	0
2011	Aberdeen	A	0	0	1.29	2	0	0	0	0	7.0	4	1	1	0	0	0	0	9	0	0
	Bowie	AA	2	6	3.05	21	9	0	0	4	73.2	60	30	25	7	6	12	0	50	2	2
2012	Frederick	A	1	0	0.00	2	1	0	0	0	8.2	2	0	0	0	1	0	0	6	0	0
	Bowie	AA	8	4	3.33	23	13	0	0	1	92.0	103	41	34	4	0	17	1	71	3	0
	Norfolk	AAA	1	1	7.02	4	3	0	0	0	16.2	20	13	13	4	0	5	0	9	0	0
Minor Lg. Totals			31	23	3.03	139	49	1	0	10	442.0	414	175	149	36	15	92	3	344	23	3



BALTIMORE ORIOLES

2012: Began the season with Double-A Bowie...Ranked 3rd on the Baysox in wins (8)...Was 4th on the team in innings pitched (92.0) and strikeouts (71)...Made 10 of his first 12 appearances out of the bullpen and went 2-0 as a reliever with Bowie with one save and a 1.59 ERA (22.2 IP, 4ER)...Pitched 15.2 consecutive scoreless innings from April 24-May 10...Started in his final 11 games and went 6-4 with a 3.89 ERA (69.1 IP, 30ER) in 13 starts with Bowie...Pitched 7.0 innings and allowed one earned run while striking out a season high-tying seven on August 22 at Richmond...Threw 6.0 shutout innings in his only start with Class A Frederick, allowing two hits and striking out four...Did not allow a run in his first 7.0 innings with Triple-A Norfolk...**2011:** Appeared in 21 games for Double-A Bowie, finishing with an ERA of 3.05...Recorded a season-high eight strike outs in last start of the season on September 3 vs. Erie...Recorded at least one strikeout in all but three appearances...Appeared in two games for Class A Aberdeen on a rehab assignment, allowing one earned run and striking out nine batters in 7.0 innings of work...**2010:** Made 24 of his first 25 appearances of the season out of the bullpen before starting in his final 10 games of the season...In eight appearances (three starts) in July, pitched to a 2.01 ERA...Set a new career-high with seven strikeouts on July 29 against New Britain...**2009:** Notched his first career save May 22 against Kannapolis...After being promoted to Frederick on June 28, had nine consecutive scoreless outings...Was promoted to Bowie on August 21 and did not allow an earned run in seven appearances...**2008:** Finished third on the team in innings pitched (62.0) and five of his 12 starts were quality starts...**Personal/Amateur:** Attended the University of California-Davis.

GARCIA, MIGUEL ANGEL [RHP]

HT: 6-1; **WT:** 180; **B:** R; **T:** R; **Signed by:** Amaro Costa, David Stockstill; **Born:** March 24, 1993, Cordoba, Argentina; **Resides:** Cordoba, Argentina; **Acquired:** Signed by the Orioles as a non-drafted free agent on April 4, 2011

YEAR	CLUB	CL	W	L	ERA	G	GS	CG	SHO	SV	IP	H	R	ER	HR	HB	BB	IB	SO	WP	BK
2011	DSL Orioles	R	1	1	4.50	4	0	0	0	0	4.0	4	2	2	0	0	1	0	3	0	0
2012	DSL Orioles	R	4	3	2.82	12	12	1	0	0	73.1	66	27	23	2	8	17	0	54	2	2
Minor Lg. Totals			5	4	2.91	16	12	1	0	0	77.1	70	29	25	2	8	18	0	57	2	2

2012: Led the DSL Orioles in innings pitched (73.1)...Led DSL O's pitchers with at least three games started in ERA (2.82) and led all starters in WHIP (1.13)...Was second on the team in wins (4)...Finished third on the club in strikeouts (54)...Won his final four decisions...Pitched a complete game on July 16 against the DSL White Sox, allowing one earned run and six hits while striking out a season high-tying six...Threw at least 8.0 innings in three of his 12 starts...Went 3-1 with a 1.97 ERA (45.2 IP, 10ER) at home...Held left-handed hitters to a .213 batting average...**2011:** Appeared in four games for the DSL Orioles, allowing two earned runs and striking out three batters in 4.0 innings of work.

GIVENS, MYCHAL ANTONIO [RHP]

HT: 6-0; **WT:** 207; **B:** R; **T:** R; **Signed by:** John Martin; **Born:** May 13, 1990, Tampa, FL; **Resides:** Tampa, FL; **Acquired:** Orioles 2nd round selection in the 2009 First Year Player Draft

YEAR	CLUB	CL	AVG	G	AB	R	H	TB	2B	3B	HR	RBI	SH	SF	HBP	BB	IB	SO	SB	CS	GDP	SLG	OBP
2010	GCL Orioles	R	.207	7	29	2	6	8	2	0	0	2	0	0	0	0	0	4	0	1	.276	.207	
	Aberdeen	A	.364	8	33	8	12	24	3	0	3	5	0	0	2	6	0	2	2	1	.727	.488	
	Delmarva	A	.222	7	18	2	4	4	0	0	0	4	0	1	3	5	0	4	1	1	.222	.444	
	Frederick	A	.500	1	4	2	2	2	0	0	0	1	0	0	1	0	0	0	1	0	.500	.600	
2011	Aberdeen	A	.279	74	276	30	77	93	9	2	1	30	2	3	7	30	1	40	14	5	.337	.361	
	Delmarva	A	.195	57	210	21	41	48	7	0	0	15	4	2	8	11	0	35	6	6	.229	.260	
2012	Delmarva	A	.243	100	337	43	82	103	15	0	2	27	6	1	5	39	0	49	13	8	.306	.330	
Minor Lg. Totals			.247	254	907	108	224	282	36	2	6	84	12	7	26	91	1	134	36	22	.311	.331	

2013: Being converted into a pitcher...**2012:** Finished third on Class A Delmarva in steals (13)...Recorded two hits in four consecutive games from August 8-11...Stole three bases on June 28 against Hagerstown...Hit .290 (20-69) in August...Hit .342 (26-76) when leading off an inning...**2011:** Led the NYPL in games (74) and was third in the league in at-bats (276)...Led Aberdeen in hits (77) and was second in runs (30), RBI (30), walks (30) and stolen bases (14)...**2010:** Was named the 7th-best prospect in the Orioles organization by Baseball America following the 2010 season...Picked up his first professional hit in his first game May 25 against Hickory...Missed time with a sprained left thumb...Hit his first professional home run in his first game with Aberdeen August 29 against Vermont...Hit safely in all eight games played with the Ironbirds...Went 2-4 with an RBI and a pair of runs scored in his only game with Frederick on September 6 at Wilmington...**Personal/Amateur:** Graduated from H.B. Plant (FL) HS.

MINOR LEAGUES



GLEASON, SEAN M. [RHP]

HT: 5-11; **WT:** 211; **B:** L; **T:** R; **Signed by:** James Keller; **Born:** August 21, 1985, La Junta, CO; **Resides:** La Junta, CO; **Acquired:** Orioles 20th round selection in the 2007 First Year Player Draft

YEAR	CLUB	CL	W	L	ERA	G	GS	CG	SHO	SV	IP	H	R	ER	HR	HB	BB	IB	SO	WP	BK
2007	Bluefield	R	5	4	2.93	14	10	0	0	0	67.2	78	28	22	3	3	14	0	61	9	0
2008	Delmarva	A	12	2	2.63	30	21	2	1	0	150.2	124	54	44	3	2	46	0	108	7	2
2009	Frederick	A	4	9	4.93	18	17	0	0	0	96.2	114	63	53	8	3	31	2	61	6	1
	Bowie	AA	3	5	5.96	10	10	0	0	0	51.1	72	38	34	4	3	22	0	20	2	1
2010	Frederick	A	1	4	3.02	24	0	0	0	3	41.2	43	20	14	1	0	10	1	48	9	0
	Bowie	AA	2	1	3.00	16	0	0	0	0	24.0	27	10	8	1	1	6	1	17	1	0
2011	Frederick	A	1	3	4.53	50	0	0	0	32	47.2	38	24	24	5	0	19	1	58	3	0
	Norfolk	AAA	0	1	4.22	9	0	0	0	0	10.2	15	6	5	2	0	0	0	5	0	0
2012	Bowie	AA	2	1	5.97	17	4	0	0	1	37.2	50	31	25	5	2	12	0	30	3	0
	Norfolk	AAA	0	0	7.20	3	0	0	0	0	5.0	9	6	4	1	0	3	0	3	1	0
Minor Lg. Totals			30	30	3.93	191	62	2	1	36	533.0	570	280	233	33	14	163	5	411	41	4

2012: Made his first 12 appearances out of the bullpen and went 0-1 with one save and a 6.52 ERA (19.1 IP, 14ER) in 13 games as a reliever for Double-A Bowie...Started his final three games and went 2-0 with a 5.40 ERA (18.1 IP, 11ER) in four starts for the Baysox...Six of his 13 relief appearances for Bowie were scoreless...Struck out a season-high seven on May 30 at Akron...Pitched a scoreless inning in his first appearance with Triple-A Norfolk on August 22...Went 1-0 with a 1.29 ERA (14.0IP, 2ER) for Tigres de Quintana Roo in the Mexican League...**2011:** Was second in the Carolina League in saves (32), games (50) and games finished (46)...Gleason had 32 saves in 36 opportunities for the Keys, setting a new franchise record and adding three saves in the playoffs...**2010:** Picked up his first career save April 11 at Lynchburg when he tossed a perfect inning of relief...Allowed only four earned runs over his final 17 appearances with the Keys and was promoted to Bowie on July 15...**2009:** After returning to Frederick on June 16, four of his next five outings were quality starts...Struck out a season-high seven June 26 against Winston-Salem...**2008:** Finished third in the league in ERA (2.63) and innings pitched (150.2) while tying for the team lead in wins (12) and finishing third in strikeouts (108)...Pitched a two-hit shutout July 23 against Hickory...11 of his 21 starts were quality starts...Began the season as a reliever before being converted to a starter...Selected to the 2008 South Atlantic League All-Star Team...**2007:** Went 5-4 with 61 strikeouts in 14 games (10 starts) for Bluefield...Finished 2nd in the league with 67.2 innings pitched and was 6th with a 2.93 ERA...Tied for the team lead in wins...Pitched 5.0 innings or more in nine of 10 starts...**Personal/Amateur:** Attended St. Mary's College (CA).

GRAHAM, JACK A. [CA]

HT: 5-10; **WT:** 190; **B:** R; **T:** R; **Signed by:** Adrian Dorsey; **Born:** October 23, 1989, Fairfield, CT; **Resides:** Fairfield, CT; **Acquired:** Orioles 38th round selection in the 2012 First Year Player Draft

YEAR	CLUB	CL	AVG	G	AB	R	H	TB	2B	3B	HR	RBI	SH	SF	HBP	BB	IB	SO	SB	CS	GDP	SLG	OBP
2012	GCL Orioles	R	.118	17	34	0	4	4	0	0	0	0	0	0	1	4	0	16	0	0	0	.118	.231
Minor Lg. Totals			.118	17	34	0	4	4	0	0	0	0	0	0	1	4	0	16	0	0	0	.118	.231

2012: Recorded a hit in his first two and in three of his first four games with the GCL Orioles...**Personal/Amateur:** Attended Kenyon College.

GREEN, CHRISTOPHER MICHAEL [RHP]

HT: 6-3; **WT:** 225; **B:** R; **T:** R; **Signed by:** Ernie Jacobs; **Born:** June 5, 1989, Mount Vernon, Missouri; **Resides:** Neosho, Missouri; **Acquired:** Signed as a non-drafted free agent on August 6, 2012

YEAR	CLUB	CL	W	L	ERA	G	GS	CG	SHO	SV	IP	H	R	ER	HR	HB	BB	IB	SO	WP	BK
2012	GCL Orioles	R	1	0	0.00	3	0	0	0	0	5.0	2	0	0	0	0	0	0	10	0	0
Minor Lg. Totals			1	0	0.00	3	0	0	0	0	5.0	2	0	0	0	0	0	0	10	0	0

2012: Struck out the side in his first professional appearance on August 14 at the GCL Twins...Did not allow a run in three appearances and 5.0 innings with the GCL Orioles...Struck out a season-high five in a 3.0-inning appearance and his only win of the season on August 18 against the GCL Rays.



BALTIMORE ORIOLES

GREENBERG, ADAM DANIEL [OF]

HT: 5-9; **WT:** 180; **B:** L; **T:** R; **Signed by:** Billy Swope (Cubs); **Born:** February 21, 1981, New Haven, CT; **Resides:** Branford, CT; **Acquired:** Signed as a free agent on December 22, 2012

YEAR CLUB	CL	AVG	G	AB	R	H	TB	2B	3B	HR	RBI	SH	SF	HBP	BB	IB	SO	SB	CS	GDP	SLG	OBP
2002 Lansing	A	.224	35	116	20	26	40	7	2	1	11	4	1	4	15	2	22	2	1	0	.345	.331
Daytona	A	.384	21	73	20	28	42	5	3	1	9	0	0	3	14	1	18	15	2	0	.575	.500
2003 Daytona	A	.299	72	271	42	81	111	11	5	3	27	2	2	2	38	0	46	26	9	1	.410	.387
2004 Daytona	A	.291	91	323	52	94	137	10	12	3	28	3	3	7	42	2	65	16	8	4	.424	.381
West Tenn	AA	.277	32	112	22	31	51	7	2	3	10	2	2	3	14	1	30	3	0	1	.455	.366
Iowa	AAA	.000	1	4	0	0	0	0	0	0	0	0	0	0	1	0	0	0	0	0	.000	.200
2005 CHICAGO (NL)	MLB	.000	1	0	0	0	0	0	0	0	0	0	0	0	1	0	0	0	0	0	---	1.000
West Tenn	AA	.269	95	305	51	82	124	12	9	4	33	14	3	4	56	2	68	15	4	1	.407	.386
2006 AAA	AAA	.118	11	17	1	2	2	0	0	0	0	0	0	0	0	0	5	0	1	0	.118	.118
West Tenn	AA	.179	32	84	9	15	17	2	0	0	1	4	0	1	9	2	27	3	2	0	.202	.266
Jacksonville	AA	.228	75	219	36	50	68	9	3	1	17	6	2	7	51	1	70	9	3	2	.311	.387
2007 Wichita	AA	.266	132	467	73	124	200	30	11	8	43	13	1	7	74	2	107	23	9	1	.428	.373
2008 Bridgeport	IND	.289	13	45	11	13	19	2	2	0	5	3	1	4	10	0	9	2	1	0	.422	.450
Arkansas	AA	.271	70	262	47	71	91	8	3	2	15	4	0	5	32	0	55	16	7	1	.347	.361
2009 Bridgeport	IND	.248	130	508	89	126	170	19	8	3	42	12	2	6	61	0	124	53	0	2	.335	.334
2010 Bridgeport	IND	.258	105	384	67	99	132	9	6	4	39	11	4	6	75	0	98	44	11	0	.344	.384
2011 Bridgeport	IND	.259	106	379	82	98	160	8	12	10	44	11	3	13	73	2	98	27	8	0	.422	.393
2012 MIAMI	MLB	.000	1	1	0	0	0	0	0	0	0	0	0	0	0	0	1	0	0	0	.000	.000
Minor Lg. Totals		.268	667	2253	373	604	883	101	50	26	194	52	14	43	346	13	513	128	46	11	.392	.374
ML Totals		.000	2	1	0	0	0	0	0	0	0	0	0	0	1	0	0	1	0	0	.000	.500

2012: An online petition drive led to him signing a one-day contract with the Marlins...Had one at-bat for Miami on October 2 and struck out on three pitches against the Mets' R.A. Dickey...One-day contract was worth \$2,623, which was donated to an organization that researches brain trauma in athletes...**2011:** Led the Atlantic League in triples (12)...Led the Bridgeport Bluefish in stolen bases (27), walks (73), on-base percentage (.393), hit-by-pitch (13) and sacrifices (11)...Tied for first on the team in runs (82)...**2010:** Led Bridgeport in stolen bases (44)...Was second in the Atlantic League in walks (75)...**2009:** Led Bridgeport in triples (8) and stolen bases (53)...Was second on the team in games played (130) and runs (89)...**2008:** Hit safely in 13 of first 14 games with Double-A Arkansas...Batted .295 (61-207) against right-handed pitching with Arkansas...**2007:** Set career highs in games (132), at-bats (467), doubles (30), extra-base hits (49) and slugging percentage (.428)...Led Double-A Wichita in games, runs (73), doubles, triples (11), stolen bases (23) and walks (74)...**2006:** Batted a combined .209 with one home run and 18 RBI between Triple-A Iowa, Double-A West Tenn and Double-A Jacksonville...**2005:** Made his Major League debut July 9 as a pinch-hitter at Florida...Left the game after being hit in the back of the head by a pitch from Valerio de los Santos...Was placed on the disabled list with a concussion on July 15...Was activated from the disabled list July 28 and returned to West Tenn (AA)...Spent the majority of the season at West Tenn, batting .269 with 12 doubles, 9 triples and 33 RBI...Ranked 3rd in the Southern League in triples...Stole 15 bases while being thrown out only four times...**2004:** Batted a combined .285 with 14 triples, six home runs and 38 RBI in 124 games between Daytona, West Tenn and Iowa...**2003:** Spent the entire season with Class A Daytona...Batted .299 with 19 extra-base hits in 72 games...**2002:** Split the season between Class A Lansing and Daytona...Batted a combined .286 with 12 doubles and 20 RBI. **Personal/Amateur:** Originally selected by the Cubs in the 9th round of the 2002 First Year Player Draft...Attended the University of North Carolina.

GRENDALL, KEVIN CHRISTOPHER [LHP]

HT: 6-3; **WT:** 185; **B:** L; **T:** L; **Signed by:** Mark Ralston; **Born:** August 22, 1993, Escondido, CA; **Resides:** Escondido, CA; **Acquired:** Orioles 11th round selection in the 2012 First Year Player Draft

YEAR CLUB	CL	W	L	ERA	G	GS	CG	SHO	SV	IP	H	R	ER	HR	HB	BB	IB	SO	WP	BK
2012 GCL Orioles	R	0	4	7.27	7	7	0	0	0	17.1	17	15	14	2	1	11	0	29	1	1
Minor Lg. Totals		0	4	7.27	7	7	0	0	0	17.1	17	15	14	2	1	11	0	29	1	1

2012: Struck out a total of 18 batters in his final three starts of the season, totaling 9.2 innings...Six of his seven appearances came on the road...**Personal/Amateur:** Graduated from San Pasqual (CA) HS.

GRIM, NICHOLAS LANE [RHP]

HT: 6-3; **WT:** 190; **B:** R; **T:** R; **Signed by:** Scott Walter; **Born:** January 16, 1991, Salinas, CA; **Resides:** Salinas, CA; **Acquired:** Orioles 17th round selection in the 2012 First Year Player Draft

YEAR	CLUB	CL	W	L	ERA	G	GS	CG	SHO	SV	IP	H	R	ER	HR	HB	BB	IB	SO	WP	BK
2012	GCL Orioles	R	0	0	11.74	6	0	0	0	0	7.2	12	10	10	0	3	9	0	4	5	0
Minor Lg. Totals			0	0	11.74	6	0	0	0	0	7.2	12	10	10	0	3	9	0	4	5	0

2012: Pitched a scoreless inning on July 4 at the GCL Twins...Excluding his first appearance of the season, pitched to a 7.50 ERA (6.0 IP, 5ER)...**Personal/Amateur:** Attended Cal Poly San Luis Obispo.

MINOR LEAGUES



GURKA, JASON I. [LHP]

HT: 5-11; **WT:** 159; **B:** L; **T:** L; **Signed by:** Ralph Garr Jr.; **Born:** Jan. 10, 1988, Houston, TX; **Resides:** Chappell Hill, TX; **Acquired:** Orioles 15th round selection in the 2008 First Year Player Draft

YEAR	CLUB	CL	W	L	ERA	G	GS	CG	SHO	SV	IP	H	R	ER	HR	HB	BB	IB	SO	WP	BK
2008	Bluefield	R	0	0	9.00	2	0	0	0	0	3.0	5	3	3	1	0	0	0	5	0	0
2009																					
2010	Aberdeen	A	2	2	4.93	22	0	0	0	0	38.1	27	22	21	4	1	19	0	46	1	0
2011	Delmarva	A	2	0	2.52	13	0	0	0	0	25.0	28	11	7	4	2	2	0	33	3	0
	Frederick	A	1	1	3.18	20	0	0	0	0	28.1	19	10	10	2	1	9	0	34	0	0
2012	Frederick	A	1	2	2.18	20	1	0	0	1	45.1	30	12	11	1	7	12	2	43	0	0
	Bowie	AA	2	3	3.60	12	0	0	0	1	20.0	19	8	8	3	4	12	0	22	0	0
Minor Lg. Totals			8	8	3.38	89	1	0	0	3	160.0	128	66	60	15	15	54	2	183	4	0

2012: Began the season with Class A Frederick and did not allow a run in his first four appearances, totaling 7.2 innings... Led Frederick in WHIP (0.93)...Struck out a batter in all but one of his 20 appearances with the Keys, including a season-high five-strikeout performance on May 31 at Winston-Salem in his only start for Frederick...Sixteen of his 20 appearances for the Keys lasted at least 2.0 innings...First appeared for Double-A Bowie on July 13 at Reading...Struck out at least three in six of his 12 appearances with the Baysox...Went 1-1 with one save and a 1.42 ERA (12.2IP, 2ER) on the road for Bowie...Held left-handed hitters to a .150 (3-20) batting average with the Baysox...**2011:** Pitched to a 2.52 ERA in 13 games with Class A Delmarva...Struck out 10 batters in first appearance of the year over 3.2 innings of work on April 9 vs. Greensboro...Didn't allow an earned run in final 5 appearances...Transferred to Frederick on June 2...Struck out 11 batters in final four appearances of the season...**2010:** Earned his first professional win July 5 against Lowell when he pitched 3.0 innings of relief and struck out five... Pitched to a 2.08 ERA in nine appearances in July...**2009:** DNP...**2008:** Struck out the side in first professional appearance on June 23 against Elizabethton...**Personal/Amateur:** Attended Angelina (TX) JC.

GUZMAN, JUAN ALEJANDRO [RHP]

HT: 6-0; **WT:** 160; **B:** R; **T:** R; **Signed by:** Felipe Rojas, Carlos Bernhardt and David Stockstill; **Born:** February 25, 1991, San Pedro de Macoris, DR; **Resides:** San Pedro de Macoris, DR; **Acquired:** Signed as a non-drafted free agent on February 12, 2010

YEAR	CLUB	CL	W	L	ERA	G	GS	CG	SHO	SV	IP	H	R	ER	HR	HB	BB	IB	SO	WP	BK
2010	DSL Orioles	R	3	6	2.60	14	13	1	0	0	69.1	43	31	20	2	5	31	0	58	2	0
2011	GCL Orioles	R	2	1	1.09	12	1	0	0	1	33.0	24	5	4	1	1	7	1	33	1	0
2012	Aberdeen	A	2	0	1.66	7	7	0	0	0	38.0	27	12	7	3	2	11	0	43	4	0
	Delmarva	A	1	3	7.08	5	3	0	0	0	20.1	30	19	16	4	2	9	0	21	4	1
Minor Lg. Totals			8	10	2.63	38	24	1	0	1	160.2	124	67	47	10	10	58	1	155	11	1

2012: Allowed no more than two earned runs in each of his seven starts with Class A Aberdeen...Struck out a career-high 11 on July 26 against Jamestown...Held right-handed hitters to a .160 (13-81) batting average with the IronBirds...Held opponents to a .077 (1-13) batting average with runners in scoring position and two outs with Aberdeen...First appeared for Class A Delmarva on August 1 and pitched 3.0 innings out of the bullpen, allowing one earned run and striking out four en route to his only win for the Shorebirds...**2011:** Struck out a season-high 5 batters on August 19 vs. the GSL Rays...Recorded at least one strike out in all but one appearance...**2010:** Collected his first professional win June 9 against the DSL Diamondbacks when he tossed 5.0 scoreless innings...Struck out a career-best seven twice (June 21 at the DSL Cubs and July 16 at the DSL Reds)...Tossed his first career complete game August 7 against the DSL White Sox.

HADER, JOSHUA R. [LHP]

HT: 6-3; **WT:** 160; **B:** L; **T:** L; **Signed by:** Dean Albany; **Born:** April 7, 1994, Millersville, MD; **Resides:** Millersville, MD; **Acquired:** Orioles 19th round selection in the 2012 First Year Player Draft

YEAR	CLUB	CL	W	L	ERA	G	GS	CG	SHO	SV	IP	H	R	ER	HR	HB	BB	IB	SO	WP	BK
2012	GCL Orioles	A	2	0	2.66	12	0	0	0	2	20.1	12	7	6	2	2	7	0	35	3	0
	Aberdeen	R	0	0	0.00	5	0	0	0	0	8.1	2	0	0	0	1	2	0	13	0	0
Minor Lg. Totals			2	0	1.88	17	0	0	0	2	28.2	14	7	6	2	3	9	0	48	3	0

2012: Among GCL Orioles pitchers with at least five appearances, led in WHIP (0.93)...Was third on the team in strikeouts (35)...**Personal/Amateur:** Graduated from Old Mill Senior (MD) HS



BALTIMORE ORIOLES

HERBST, LUCAS M. [OF]

HT: 6-0; **WT:** 185; **B:** L; **T:** L; **Signed by:** Rich Morales; **Born:** September 9, 1990, Monterey, CA; **Resides:** Monterey, CA; **Acquired:** Orioles 26th round selection in the 2012 First Year Player Draft

YEAR	CLUB	CL	AVG	G	AB	R	H	TB	2B	3B	HR	RBI	SH	SF	HBP	BB	IB	SO	SB	CS	GDP	SLG	OBP
2012	Aberdeen	A	.270	38	141	21	38	56	7	4	1	16	1	3	4	2	0	23	2	2	2	.397	.293
	Delmarva	A	.136	13	44	4	6	13	1	0	2	6	0	0	1	2	0	5	0	1	0	.295	.191
	Minor Lg. Totals		.238	51	185	25	44	69	8	4	3	22	1	3	5	4	0	28	2	3	2	.373	.269

2012: Was tied for second on Class A Aberdeen in triples (4)...Had a 10-game hit streak July 29-August 8, including six multi-hit games...Named the New York-Penn League Offensive Player of the Week for July 30-August 5 when he was 11-26 with five extra-base hits and six RBI...Homered in his first at-bat for Class A Delmarva on August 20 at Lakewood...**Personal/Amateur:** Attended Santa Clara University.

HERNANDEZ, IVAN JOSE [RHP]

HT: 6-2; **WT:** 234; **B:** R; **T:** R; **Signed by:** Jesus Alfaro and Calvin Maduro; **Born:** July 28, 1991, Tacarigua, Venezuela; **Resides:** Maracay, Venezuela; **Acquired:** Signed as a non-drafted free agent on December 14, 2009

YEAR	CLUB	CL	W	L	ERA	G	GS	CG	SHO	SV	IP	H	R	ER	HR	HB	BB	IB	SO	WP	BK
2010	DSL Orioles 2	R	0	8	5.37	11	10	1	0	0	55.1	69	44	33	1	8	26	0	1	5	2
2011	GCL Orioles	R	1	1	4.43	13	0	0	0	1	22.1	23	11	11	4	3	3	0	19	3	0
2012																					
	Minor Lg. Totals		1	9	5.10	24	10	1	0	1	77.2	92	55	44	5	11	29	0	36	8	2

2012: Did not play due to injury...**2011:** Recorded at least one strike out in 12 of 13 games with the GCL O's...**2010:** Struck out a career-best five batters on June 30 vs. the DSL Giants...Tossed his first career complete game on July 24 vs. the DSL Cubs 2.

HERNANDEZ, MANUEL ALFREDO [OF]

HT: 6-0; **WT:** 186; **B:** R; **T:** R; **Signed by:** David Stockstill; **Born:** August 19, 1992, Guatemala City, Guatemala; **Resides:** Guatemala City, Guatemala; **Acquired:** Signed as a non-drafted free agent on September 22, 2009

YEAR	CLUB	CL	AVG	G	AB	R	H	TB	2B	3B	HR	RBI	SH	SF	HBP	BB	IB	SO	SB	CS	GDP	SLG	OBP
2010	DSL Orioles	R	.127	47	134	15	17	21	2	1	0	5	0	1	8	23	0	39	4	3	2	.157	.289
2011	GCL Orioles	R	.275	49	171	23	47	69	11	4	1	24	0	1	5	17	1	52	1	2	5	.404	.356
2012	GCL Orioles	R	.234	46	154	17	36	53	6	1	3	19	0	2	5	12	0	36	1	2	4	.344	.306
	Aberdeen	A	.180	15	50	3	9	12	3	0	0	4	0	2	4	4	0	12	0	1	0	.240	.283
	Minor Lg. Totals		.214	158	509	58	109	155	22	6	4	52	0	6	22	56	1	139	6	8	11	.305	.315

2012: Tied for first on the GCL Orioles in home runs (3)...Led the club in RBI (19)...Finished second on the team in games played (46), at-bats (154), runs scored (17) and hits (36)...Homered and drove in three runs on August 3 at the GCL Rays...Hit .342 (13-38) when leading off an inning for the GCL Orioles...Promoted to Class A Aberdeen on August 21 and went 2-3 with a double in his second game with the IronBirds...**2011:** Was second on the team in doubles (11) and triples (4) and was tied for second in hits (47), was third in RBI (24) and tied for third in games (49)...**2010:** Collected his first career hit as part of a multi-hit game June 11 against the DSL Padres.

HOBGOOD, MATTHEW MICAH [RHP]

HT: 6-4; **WT:** 265; **B:** R; **T:** R; **Signed by:** Mark Ralston; **Born:** August 3, 1990, Glendale, AZ; **Resides:** Norco, CA; **Acquired:** Orioles 1st round selection (5th overall) in the 2009 First Year Player Draft

YEAR	CLUB	CL	W	L	ERA	G	GS	CG	SHO	SV	IP	H	R	ER	HR	HB	BB	IB	SO	WP	BK
2009	Bluefield	R	1	2	4.73	8	8	0	0	0	26.2	32	17	14	0	0	8	0	16	7	0
2010	Delmarva	A	3	7	4.40	21	21	0	0	0	94.0	90	56	46	6	9	38	0	59	16	1
2011	GCL Orioles	R	0	0	4.35	5	5	0	0	0	10.1	10	6	5	1	0	3	0	9	3	0
	Aberdeen	A	0	6	10.46	8	7	0	0	0	26.2	41	34	31	2	7	23	0	13	7	0
2012																					
	Minor Lg. Totals		4	15	5.48	42	41	0	0	0	157.2	173	113	96	9	16	72	0	97	33	1

2012: Did not pitch due to injury...**2011:** Was tied for fourth in games started (7) and finished the year 0-6 with a 10.46 ERA (26.2IP, 31ER)...**2010:** Led the Shorebirds with 21 games started...Pitched a career-high 7.0 innings twice (April 20 against Greensboro and June 4 at Greensboro)...Also struck out a career-best seven June 4 at Greensboro...**2009:** Picked up his first professional win August 13 at Princeton when he tossed 5.0 scoreless innings and allowed two hits while striking out three...Allowed two earned runs or fewer in seven of his eight appearances...**Personal/Amateur:** Graduated from Norco (CA) HS.

MINOR LEAGUES



HOWARD, TRENT THOMAS [LHP]

HT: 6-2; **WT:** 200; **B:** L; **T:** L; **Signed by:** Adrian Dorsey; **Born:** October 16, 1989, Hammond, IN; **Resides:** Hammond, IN; **Acquired:** Orioles 7th round selection in the 2011 First Year Player Draft

YEAR	CLUB	CL	W	L	ERA	G	GS	CG	SHO	SV	IP	H	R	ER	HR	HB	BB	IB	SO	WP	BK
2011	Aberdeen	A	3	2	3.48	11	9	0	0	0	41.1	37	20	16	1	1	14	0	45	2	1
2012	Delmarva	A	2	0	1.93	6	0	0	0	0	23.1	21	7	5	1	1	7	1	16	0	0
	Frederick	A	4	10	4.83	21	18	0	0	0	100.2	110	71	54	15	3	26	0	70	8	0
Minor Lg. Totals			9	12	4.08	38	27	0	0	0	165.1	168	98	75	17	5	47	0	131	10	1

2012: Finished second on Class A Frederick in strikeouts (70), innings pitched (100.2) and games started (18)...Allowed no more than one earned run in any of his six appearances for Class A Delmarva...All of his appearances for the Shorebirds lasted at least 2.1 innings, and four of the six lasted at least 4.0 innings...First appeared for Frederick on May 13...Pitched a career-high 6.2 innings on August 12 against Myrtle Beach...Struck out a season-high eight on August 17 against Winston-Salem...Was named the recipient of the Elrod Hendricks Minor League Community Service Award...**2011:** Was the NYPL Player of the Week for July 25–August 1 when he went 1-0 without allowing an earned run in 11.0 innings and struck out 15...Was named to the NYPL AL All-Star team...Tied for the team lead in wins (3), was second on the club in games started (9) and third in strikeouts (45)...**Personal/Amateur:** Attended Central Michigan University.

HOWARD, WILLIAM R. (WILL) [CF]

HT: 6-3; **WT:** 170; **B:** L; **T:** L; **Signed by:** Arthur McConnehead; **Born:** January 6, 1989, Columbus, GA; **Resides:** Columbus, GA; **Acquired:** Orioles 22nd round selection in the 2012 First Year Player Draft

YEAR	CLUB	CL	AVG	G	AB	R	H	TB	2B	3B	HR	RBI	SH	SF	HBP	BB	IB	SO	SB	CS	GDP	SLG	OBP
2012	Aberdeen	A	.217	65	240	21	52	60	8	0	0	20	2	4	1	18	0	50	13	3	7	.250	.270
Minor Lg. Totals			.217	65	240	21	52	60	8	0	0	20	2	4	1	18	0	50	13	3	7	.250	.270

2012: Finished tied for the Class A Aberdeen lead in games played (65)...Was second on the team in at-bats (240) and steals (13)...Started his professional career with the IronBirds with three consecutive multi-hit games and a seven-game overall hit streak from June 18-24...Went 4-6 with 7 RBI with the bases loaded...**Personal/Amateur:** Attended Kennesaw State University.

HUDSON, KYLE JORDAN [OF]

HT: 5-11; **WT:** 162; **B:** L; **T:** L; **Signed by:** Darin Blair; **Born:** January 7, 1987, Mattoon, IL; **Resides:** Mattoon, IL; **Acquired:** Signed as a free agent on February 7, 2013

YEAR	CLUB	CL	AVG	G	AB	R	H	TB	2B	3B	HR	RBI	SH	SF	HBP	BB	IB	SO	SB	CS	GDP	SLG	OBP
2008	Aberdeen	A	.216	11	37	5	8	9	1	0	0	5	1	0	0	8	1	12	4	3	0	.243	.356
2009	Delmarva	A	.284	117	398	61	113	125	8	2	0	21	7	0	2	49	0	85	31	16	2	.314	.365
	Frederick	A	.250	6	20	4	5	5	0	0	0	0	1	0	1	4	0	6	3	0	0	.250	.400
2010	Frederick	A	.260	136	516	83	134	157	17	3	0	28	11	1	8	62	0	129	40	15	2	.304	.348
2011	Frederick	A	.279	23	86	12	24	27	3	0	0	2	2	0	0	10	0	16	8	6	1	.314	.354
	Bowie	AA	.308	28	91	9	28	33	3	1	0	10	2	0	0	10	0	24	7	2	0	.363	.376
	Norfolk	AAA	.297	68	246	39	73	82	7	1	0	11	4	0	1	33	1	55	26	8	3	.333	.382
	BALTIMORE	MLB	.143	14	28	3	4	4	0	0	0	2	1	0	0	0	0	6	2	0	3	.143	.143
2012	Durham	AAA	.291	31	110	16	32	35	1	1	0	8	6	1	1	15	0	20	7	4	3	.318	.378
	Lehigh Valley	AAA	.253	78	296	32	75	81	4	1	0	17	5	0	0	28	0	54	15	7	2	.274	.318
Minor Lg. Totals			.273	498	1800	261	492	554	44	9	0	102	39	2	13	219	2	401	141	61	13	.308	.356
ML Totals			.143	14	28	3	4	4	0	0	0	2	1	0	0	0	0	6	2	0	3	.143	.143

2012: Traded from Rays to Phillies on May 16 in exchange for outfielder Rich Thompson...Hit .264/.335/.286 in 109 games between Triple-A Durham and Triple-A Lehigh Valley...Was successful on 67 percent (22-33) of his stolen base attempts...**2011:** Hit .296/.375/.336 between Class A Frederick, Double-A Bowie and Triple-A Norfolk...Was successful on 72 percent (41-57) of his stolen base attempts, including 76 percent (26-34) of his attempts with Norfolk...Made his major league debut September 4 and recorded his first major league hit on September 5, a single at New York off Scott Proctor...Scored the game-tying run as a pinch runner in the famous Game 162 win over Boston on September 28...**2010:** Led the Carolina League with 40 stolen bases...Led the Keys in games played (136), stolen bases, and walks (62)...**2009:** Led the Shorebirds in stolen bases (31) and walks (49) and finished second in runs (61) and on-base percentage (.365)...In 23 games in July, batted .326 (29-89) with 18 runs scored...**2008:** Had first 3-hit game of his career on June 27 at Brooklyn...**Personal/Amateur:** Attended the University of Illinois...Orioles 4th round selection in the 2008 First Year Player Draft...Was a wide receiver and kick returner for the Illinois football team and played in the 2008 Rose Bowl...Had 73 catches for 1,002 yards and five touchdowns in his career...Set career highs in catches (10), rushing yards (24) and receiving yards (114) against Wisconsin on October 29, 2005.



BALTIMORE ORIOLES

HUNNICUTT, RAYMOND H. [CF]

HT: 5-11; **WT:** 180; **B:** R; **T:** R; **Signed by:** Bob Symkowski; **Born:** December 17, 1993, St. Charles, IL; **Resides:** St. Charles, IL; **Acquired:** Orioles 40th round selection in the 2012 First Year Player Draft

YEAR	CLUB	CL	AVG	G	AB	R	H	TB	2B	3B	HR	RBI	SH	SF	HBP	BB	IB	SO	SB	CS	GDP	SLG	OBP
2012	GCL Orioles	R	.170	27	94	10	16	20	1	0	1	6	0	1	4	13	0	23	9	2	1	.213	.295
Minor Lg. Totals			.170	27	94	10	16	20	1	0	1	6	0	1	4	13	0	23	9	2	1	.213	.295

2012: Led the GCL Orioles in stolen bases (9)...Was second on the team in walks (13)...**Personal/Amateur:** Attended Central (IL) HS.

HUTTER, JOEL A. [SS]

HT: 6-2; **WT:** 205; **B:** R; **T:** R; **Signed by:** Ken Guthrie; **Born:** February 28, 1990, Davenport, IA; **Resides:** Davenport, IA; **Acquired:** Orioles 10th round selection in the 2012 First Year Player Draft

YEAR	CLUB	CL	AVG	G	AB	R	H	TB	2B	3B	HR	RBI	SH	SF	HBP	BB	IB	SO	SB	CS	GDP	SLG	OBP
2012	Aberdeen	A	.257	64	245	22	63	81	16	1	0	30	0	1	1	21	0	30	3	0	7	.331	.317
Minor Lg. Totals			.257	64	245	22	63	81	16	1	0	30	0	1	1	21	0	30	3	0	7	.331	.317

2012: Was named the IronBirds Most Valuable Player...Led the team in hits (63), doubles (16), RBI (30) and at-bats (245)...Was third on the team in total bases (81)...Had a 13-game hit streak from July 25-August 10...**Personal/Amateur:** Attended Dallas Baptist University.

ISENIA, JONATAN JEZUS [RHP]

HT: 6-2; **WT:** 176; **B:** R; **T:** R; **Signed by:** David Stockstill, Ernst Meyer; **Born:** March 31, 1993, Willemstad, Curacao; **Resides:** Willemstad, Curacao; **Acquired:** Signed by the Orioles as a non-drafted free agent on December 4, 2011

YEAR	CLUB	CL	W	L	ERA	G	GS	CG	SHO	SV	IP	H	R	ER	HR	HB	BB	IB	SO	WP	BK
2012	DSL Orioles	R	0	1	1.47	13	0	0	0	0	18.1	14	7	3	0	3	3	0	10	3	0
Minor Lg. Totals			0	1	1.47	13	0	0	0	0	18.1	14	7	3	0	3	3	0	10	3	0

2013: Played for the Netherlands in the 2013 World Baseball Classic...**2012:** Did not allow an earned run in his first 12 appearances for the DSL Orioles, spanning 16.0 innings...Allowed no more than one hit in all but two of his 13 appearances...Did not walk a batter in his final 10 appearances, spanning 14.1 innings.

JIMENEZ, FRANCISCO [RHP]

HT: 6-1; **WT:** 160; **B:** R; **T:** R; **Signed by:** David Stockstill, Felipe Rojas; **Born:** October 4, 1994, San Cristobal, DR; **Resides:** San Cristobal, DR; **Acquired:** Signed by Orioles as a non-drafted free agent on August 1, 2011

YEAR	CLUB	CL	W	L	ERA	G	GS	CG	SHO	SV	IP	H	R	ER	HR	HB	BB	IB	SO	WP	BK
2012	DSL Orioles	R	3	0	1.52	11	0	0	0	1	29.2	23	12	5	0	1	12	0	16	3	0
Minor Lg. Totals			3	0	1.52	11	0	0	0	1	29.2	23	12	5	0	1	12	0	16	3	0

2012: Did not allow an earned run in his final five appearances, spanning 13.1 innings...Earned a win in three consecutive appearances from July 20-30...Pitched at least 3.0 innings in seven of his 11 appearances...Held right-handed hitters to a .164 (10-61) batting average...Held leadoff hitters to a .077 (2-26) batting average.

JOHNSON, CHASE MATTHEW [RHP]

HT: 6-5; **WT:** 245; **B:** R; **T:** R; **Signed by:** Brad Holland (Philadelphia Phillies); **Born:** April 29, 1988, Scottsdale, AZ; **Resides:** Avondale, AZ; **Acquired:** Signed as a free agent on December 14, 2012

YEAR	CLUB	CL	W	L	ERA	G	GS	CG	SHO	SV	IP	H	R	ER	HR	HB	BB	IB	SO	WP	BK
2009	GCL Phillies	R	0	1	3.94	15	0	0	0	1	29.2	28	16	13	2	1	12	0	35	6	0
2010	Williamsport	A	1	2	2.79	26	0	0	0	15	29.0	22	12	9	2	1	16	1	32	0	0
2011	Lakewood	A	4	6	4.31	38	0	0	0	0	71.0	73	37	34	3	3	27	2	64	10	1
2012	Amarillo	IND	5	5	3.66	44	0	0	0	11	46.2	43	24	19	3	1	22	0	46	4	0
Minor Lg. Totals			5	9	3.89	79	0	0	0	16	129.2	123	65	56	7	5	55	3	131	16	1

2012: Led the Amarillo Sox of the American Association in saves (11)...Was second on the team in appearances (44) and third in ERA (3.66)...**2011:** Was third on Class A Lakewood in appearances (38) and games finished (18)...Set career highs for

MINOR LEAGUES



innings pitched (71.0) and strikeouts (64)...Did not allow an earned run in his first seven games (14.0IP)...**2010:** Tied for 2nd in the New York-Penn League in saves (15) and tied for 5th in games (26)...Was a NYPL Mid-Season All-Star...19 of his 26 relief appearances were scoreless...Held left-handed hitters to a .179 (7-39) batting average...Posted a 1.89 ERA (19.0IP, 4ER) in 15 home games...Averaged 9.93 SO/9.0IP...**2009:** Tied for second on the GCL Phillies in appearances (15) and led team relievers in strikeouts (35)...Held left-handed hitters to a .209 (9-43) batting average. **Personal/Amateur:** Originally selected by Philadelphia in the 21st round of the 2009 First Year Player Draft...Attended South Mountain Community College (Phoenix, AZ).

JONES, DEVIN B. [RHP]

HT: 6-2; **WT:** 176; **B:** R; **T:** R; **Signed by:** Dave Jennings; **Born:** July 4, 1990, Starkville, MS; **Resides:** Nashville, TN; **Acquired:** Orioles 9th round selection in the 2011 First Year Player Draft

YEAR	CLUB	CL	W	L	ERA	G	GS	CG	SHO	SV	IP	H	R	ER	HR	HB	BB	IB	SO	WP	BK
2011	Aberdeen	A	2	4	6.08	14	0	0	0	2	23.2	29	22	16	2	1	13	3	21	2	0
2012	Delmarva	A	1	6	2.65	19	0	0	0	3	54.1	49	20	16	1	6	11	1	51	9	0
	Frederick	A	7	1	2.80	9	9	2	0	0	54.2	53	18	17	5	3	12	0	29	3	0
Minor Lg. Totals			10	11	3.32	42	9	2	0	5	132.2	131	60	49	8	10	36	4	101	14	0

2012: Won seven of final eight starts of the season to tie for Keys lead in wins (7)...Led Frederick in complete games (2)...**2011:** Appeared in 14 games with Class A Aberdeen...Made professional debut on July 5 vs. Hudson Valley, striking out 3 batters in 1.0 inning of work...Struck out a season-high 4 batters over 3.0 innings on August 5 at Hudson Valley...**Personal Amateur:** Attended Mississippi State University.

JOSEPH, CALEB MARTIN [CA]

HT: 6-3; **WT:** 180; **B:** R; **T:** R; **Signed by:** Rich Morales; **Born:** June 18, 1986, Nashville, TN; **Resides:** Franklin, TN; **Acquired:** Orioles 7th round selection in the 2008 First Year Player Draft

YEAR	CLUB	CL	AVG	G	AB	R	H	TB	2B	3B	HR	RBI	SH	SF	HBP	BB	IB	SO	SB	CS	GDP	SLG	OBP
2008	Aberdeen	A	.261	63	238	34	62	105	19	8	34	2	6	2	15	0	56	2	0	2	.441	.303	
2009	Frederick	A	.284	104	380	50	108	171	23	2	12	60	0	1	5	26	1	64	2	1	5	.450	.337
2010	Bowie	AA	.235	106	378	43	89	139	15	1	11	51	2	3	4	33	0	63	1	6	8	.368	.301
2011	Bowie	AA	.257	107	374	42	96	134	15	1	7	41	4	5	6	40	1	60	5	2	9	.358	.334
2012	Bowie	AA	.272	80	279	38	76	131	17	1	12	48	2	4	3	29	1	60	2	0	6	.470	.343
	Norfolk	AAA	.206	22	68	6	14	20	4	1	0	7	0	0	0	8	0	10	0	0	2	.294	.289
Minor Lg. Totals			.259	482	1717	213	445	700	93	6	50	241	10	19	20	151	3	313	12	9	32	.408	.323

2012: Led all Orioles minor league catchers in home runs (12), RBI (55), runs scored (38) and extra-base hits (30)...Threw out 39 of 99 would-be base stealers between Bowie and Norfolk...Committed only three errors in 634 chances...Tied his career high with two homers on July 22...**2011:** Spent the season with Double-A Bowie, batting .257 with 15 doubles and 41 RBI in 107 games...Had an 11-game hit streak, June 7-June 24...Had a season-high 4 hits on July 9 at Altoona, going 4-7 with a double and two runs...**2010:** Spent the season with Double-A Bowie, batting .235 with a .669 OPS in 106 games for the Baysox...Hit .322 with an .852 OPS in June, his best month of the season...Collected season-high 3 hits five times; April 10 vs. Richmond, May 5 at Harrisburg, May 15 vs. Erie, May 20 at Binghamton and August 17 at Trenton...Drove in a season-high four runs on May 19 at Binghamton...Batted .421 with a 1.030 OPS in 11 games for Scottsdale in the Arizona Fall League...**2009:** Spent the season with Class-A Frederick in the Carolina League, batting .284 with 12 HR and 60 RBI in 104 games...Was named to both the 2009 Carolina League All-Star Team and the post-season All-Star Team...Hit safely in a career-high 16 straight games, May 27-June 19, batting .411 (23-56) with 8 extra-base hits...Collected a season-high four hits, May 18 vs. Lynchburg and added seven 3-hit games...Finished second on the club with 12 home runs...Batted .303/.354/.566 in 145 at-bats vs. LHP...Hit .335 before the All-Star break and .237 in the second half...Was 5-for-9 with the bases loaded...Named the Orioles' No. 10 prospect by *Baseball America* entering the 2010 season...**2008:** Was named to the New York-Penn League All-Star Team (.261, 8 HR, 34 RBI) after leading the club in doubles (19) and finishing second in RBI (34)...Had an eight-game hit streak, July 31-August 9, during which he hit .394 with 5 doubles, 3 HR, 7 runs and 7 RBI...**Personal/Amateur:** Attended Lipscomb University.

JOSEPH, MICHAEL L. [RHP]

HT: 6-7; **WT:** 215; **B:** R; **T:** R; **Signed by:** Dean Albany; **Born:** September 12, 1990, Bala Cynwyd, PA; **Resides:** Bala Cynwyd, PA; **Acquired:** Signed as a non-drafted free agent on September 14, 2012

YEAR	CLUB	CL	W	L	ERA	G	GS	CG	SHO	SV	IP	H	R	ER	HR	HB	BB	IB	SO	WP	BK
2013 WILL BE FIRST PROFESSIONAL SEASON																					



BALTIMORE ORIOLES

KALUSH, SCOTT NICHOLAS [CA]

HT: 6-1; **WT:** 215; **B:** R; **T:** R; **Signed by:** Rich Morales; **Born:** March 22, 1990, San Mateo, CA; **Resides:** San Mateo, CA; **Acquired:** Orioles 39th round selection in the 2012 First Year Player Draft

YEAR CLUB	CL	AVG	G	AB	R	H	TB	2B	3B	HR	RBI	SH	SF	HBP	BB	IB	SO	SB	CS	GDP	SLG	OBP
2012 GCL Orioles	R	--	1	0	0	0	0	0	0	0	0	0	0	0	0	0	0	0	0	0	--	--
Aberdeen	A	.138	35	94	7	13	14	1	0	0	5	2	0	1	18	0	30	1	2	1	.149	.283
Minor Lg. Totals		.138	36	94	7	13	14	1	0	0	5	2	0	1	18	0	30	1	2	1	.149	.283

2012: Went 1-3 with a run scored in his Class A Aberdeen debut on July 5 at Mahoning Valley...Walked in 16 of his 35 games played...Hit .242 (8-33) against left-handed pitching...**Personal/Amateur:** Attended University of California-Davis.

KELLY, TYLER (TY) P. [INF]

HT: 6-1; **WT:** 172; **B:** S; **T:** R; **Signed by:** James Keller; **Born:** July 20, 1988, Dallas, TX; **Resides:** Tracy, CA; **Acquired:** Orioles 13th round selection in the 2009 First Year Player Draft

YEAR CLUB	CL	AVG	G	AB	R	H	TB	2B	3B	HR	RBI	SH	SF	HBP	BB	IB	SO	SB	CS	GDP	SLG	OBP
2009 Aberdeen	A	.265	61	226	31	60	70	5	1	1	18	5	5	2	33	2	29	3	3	9	.310	.357
2010 Delmarva	A	.259	129	487	68	126	180	30	6	4	58	11	2	3	68	0	81	5	4	11	.370	.352
2011 Delmarva	A	.274	120	457	63	125	150	13	0	4	46	3	3	4	67	1	63	11	4	14	.328	.369
2012 Frederick	A	.346	76	263	47	91	135	17	0	9	41	2	2	3	54	0	41	2	3	12	.513	.460
Bowie	AA	.308	46	172	24	53	71	11	2	1	27	1	3	2	21	0	28	1	0	8	.413	.384
Norfolk	AAA	.278	11	36	3	10	14	1	0	1	2	0	0	0	4	0	3	1	0	0	.389	.350
Minor Lg. Totals		.283	443	1641	236	465	620	77	9	20	192	22	15	14	247	3	245	23	14	54	.378	.379

2012: Led all Orioles farmhands in hits (154) and total bases (220) for the season...Was the active batting leader in the Carolina League at .346 when promoted July 16...Started at 3B and was 2-for-4 with an RBI in California/Carolina League All-Star Game in Winston-Salem June 19...Had second-longest hitting streak in Carolina League in 2012 with an 18-game streak from June 21-July 8 (hit .412 during streak, 28-68)...Led Frederick in walks (54) and on-base percentage (.460)...Was second on the Keys in hits (91), home runs (9) and runs scored (47)...Walked more often (79) than he struck out (72) for the year...Went 4-for-4 with two home runs, three runs and three RBI in his Keys finale July 15 against Carolina...**2011:** Was selected to the South Atlantic League mid-season All-Star team...He tied for third-longest hit streak in the SAL at 16 consecutive games...Kelly led the team in runs scored (63), hits (125) and at-bats (457), was second in games played (120), RBI (46), walks (fifth in the SAL, 67) and fourth in stolen bases (11)...**2010:** Finished 5th in the South Atlantic League with 68 walks...Led the club in games played, hits, RBI and runs scored...Had a career-high five RBI April 11 at Greenville...Doubled three times May 7 against Charleston...**2009:** Was named 2009 IronBirds MVP...Was named to the 2009 New York-Penn League All-Star Team and scored the go-ahead run in the 7th inning...Led the team in walks (33) and finished second on the team in runs scored (31) and hits (60)...Had a career-high five hits July 11 against Hudson Valley...**Personal/Amateur:** Attended the University of California-Davis.

KIMMEL, SAM B. [CA]

HT: 6-0; **WT:** 185; **B:** L; **T:** R; **Signed by:** Juan Alvarez; **Born:** November 3, 1989, West Palm Beach, FL; **Resides:** Jupiter, FL; **Acquired:** Orioles 18th round selection in the 2012 First Year Player Draft

YEAR CLUB	CL	AVG	G	AB	R	H	TB	2B	3B	HR	RBI	SH	SF	HBP	BB	IB	SO	SB	CS	GDP	SLG	OBP
2012 Aberdeen	A	.282	47	163	21	46	65	4	3	3	18	1	2	1	14	0	20	9	3	1	.399	.346
Minor Lg. Totals		.282	47	163	21	46	65	4	3	3	18	1	2	1	14	0	20	9	3	1	.399	.346

2012: Batted .282 with three triples in 47 games...Recorded a season-high four hits on August 5 at State College...Hit a grand slam as the designated hitter on September 4 at Vermont...Stole five bases in a four-game stretch from July 17-24...**Personal/Amateur:** Attended Stetson University.

KLEIN, DANIEL C. [RHP]

HT: 6-2; **WT:** 190; **B:** R; **T:** R; **Signed by:** Gil Kubski, Mark Ralston; **Born:** July 27, 1988, Van Nuys, CA; **Resides:** Los Alamitos, CA; **Acquired:** Orioles 3rd round selection in the 2010 First Year Player Draft

YEAR CLUB	CL	W	L	ERA	G	GS	CG	SHO	SV	IP	H	R	ER	HR	HB	BB	IB	SO	WP	BK
2010 Aberdeen	A	1	0	0.00	5	0	0	0	1	6.1	1	0	0	0	1	1	0	10	0	0
2011 Frederick	A	0	1	1.15	7	0	0	0	0	15.2	9	2	2	2	1	3	0	21	1	0
Bowie	AA	3	0	1.08	9	0	0	0	0	16.2	14	3	2	0	1	3	0	16	0	1
2012										INJURED - DID NOT PITCH										
Minor Lg. Totals		4	1	0.93	21	0	0	0	1	38.2	24	5	4	2	3	7	0	47	1	1

MINOR LEAGUES



2012: Did not pitch due to injury...**2011:** Was 3-0 with a 1.08 ERA in 16.2 innings pitched for Double-A Bowie before being placed on the disabled list with a season-ending shoulder injury...**2010:** Was named the 5th-best prospect in the Orioles organization by Baseball America following the season...Earned his first professional win August 29 against Vermont when he tossed 2.0 scoreless innings of relief and struck out three...Picked up his first professional save in his final appearance of the season September 4 against Connecticut...**Personal/Amateur:** Attended the University of California-Los Angeles.

KLINE, BRANDEN ALEXANDER [RHP]

HT: 6-3; **WT:** 185; **B:** R; **T:** R; **Signed by:** Chris Gale; **Born:** September 29, 1991, Frederick, MD; **Resides:** Frederick, MD; **Acquired:** Orioles 2nd round selection in the 2012 First Year Player Draft

YEAR	CLUB	CL	W	L	ERA	G	GS	CG	SHO	SV	IP	H	R	ER	HR	HB	BB	IB	SO	WP	BK
2012	Aberdeen	A	0	0	4.50	4	4	0	0	0	12.0	12	7	6	1	0	4	0	12	0	0
Minor Lg. Totals			0	0	4.50	4	4	0	0	0	12.0	12	7	6	1	0	4	0	12	0	0

2012: Pitched to a 4.50 ERA over four starts, striking out 12 batters in 12.0 innings...Named the O's No. 9 prospect after the season by Baseball America...**Personal/Amateur:** Attended the University of Virginia.

KNIGHT, AUSTIN T. [OF]

HT: 5-10; **WT:** 190; **B:** S; **T:** R; **Signed by:** John Martin; **Born:** February 13, 1990, Baltimore, MD; **Resides:** Reisterstown, MD; **Acquired:** Orioles 37th round selection in the 2010 First Year Player Draft

YEAR	CLUB	CL	AVG	G	AB	R	H	TB	2B	3B	HR	RBI	SH	SF	HBP	BB	IB	SO	SB	CS	GDP	SLG	OBP
2010	Aberdeen	A	.225	54	187	15	42	48	4	1	0	17	3	1	1	12	0	35	3	5	4	.257	.274
2011	Aberdeen	A	.213	63	230	19	49	54	3	1	0	19	5	2	1	20	1	47	8	5	5	.235	.277
2012	Delmarva	A	.111	5	9	1	1	2	1	0	0	0	0	0	0	1	0	3	0	0	1	.222	.200
Minor Lg. Totals			.216	122	426	35	92	104	1	0	0	36	8	3	2	33	1	85	11	10	10	.244	.274

2012: Registered his only hit of the season, a double, on June 28 against Hagerstown...**2011:** Batted .213 and stole eight bases in 63 games with Class A Aberdeen...Went 3-4 with one RBI in season debut on June 17 vs. Hudson Valley...Had at least one base hit in 14 of last 17 games, including a 10-game hit streak from August 14-29...**2010:** Collected his first professional hit June 18 against Hudson Valley...Had a career-high four hits July 26 at Hudson Valley...Set a career-high with three RBI August 8 at Mahoning Valley...**Personal/Amateur:** Attended Palm Beach (FL) JC.

LABRADOR, ALEXANDER [CA]

HT: 6-2; **WT:** 190; **B:** R; **T:** R; **Signed by:** Fred Ferreira, Carlos Moreno; **Born:** October 27, 1994, Caracas, Venezuela; **Resides:** Caracas, Venezuela; **Acquired:** Signed as a free agent on February 16, 2012

YEAR	CLUB	CL	AVG	G	AB	R	H	TB	2B	3B	HR	RBI	SH	SF	HBP	BB	IB	SO	SB	CS	GDP	SLG	OBP
2012	DSL Orioles	R	.177	34	79	9	14	14	0	0	0	6	4	0	1	10	0	19	4	2	0	.177	.278
Minor Lg. Totals			.177	34	79	9	14	14	0	0	0	6	4	0	1	10	0	19	4	2	0	.177	.278

2012: Went 2-4 with a run scored in season finale with the DSL Orioles on August 23...Hit .257 (9-35) on the road.

LAMAS, SERGIO JOSE [INF]

HT: 6-0; **WT:** 176; **B:** S; **T:** R; **Signed by:** Fred Ferreira, Carlos Moreno; **Born:** November 26, 1993, Caracas, Venezuela; **Resides:** Caracas, Venezuela; **Acquired:** Signed as a free agent on February 16, 2012

YEAR	CLUB	CL	AVG	G	AB	R	H	TB	2B	3B	HR	RBI	SH	SF	HBP	BB	IB	SO	SB	CS	GDP	SLG	OBP
2012	DSL Orioles	A	.244	33	82	15	20	26	6	0	0	9	1	0	3	18	0	25	1	6	0	.317	.398
Minor Lg. Totals			.244	33	82	15	20	26	6	0	0	9	1	0	3	18	0	25	1	6	0	.317	.398

2012: Went 1-2 with two RBI, two runs scored and three walks in his first game with the DSL Orioles on June 4 against the DSL Twins...Walked eight times in five games from July 9-28...Hit .311/.466/.378 at home.

LAREZ, CARLOS EDUARDO [OF]

HT: 5-11; **WT:** 160; **B:** R; **T:** R; **Signed By:** David Stockstill, Jesus Alfaro; **Born:** May 11, 1993, Venezuela; **Resides:** El Tigre, Venezuela; **Acquired:** Signed as a free agent on December 16, 2011

YEAR	CLUB	CL	AVG	G	AB	R	H	TB	2B	3B	HR	RBI	SH	SF	HBP	BB	IB	SO	SB	CS	GDP	SLG	OBP
2012	DSL Orioles	R	.220	41	82	14	18	22	2	1	0	7	7	0	6	14	0	24	8	4	1	.268	.373
Minor Lg. Totals			.220	41	82	14	18	22	2	1	0	7	7	0	6	14	0	24	8	4	1	.268	.373

2012: Had back-to-back two-RBI games on August 9-10 for the DSL Orioles...Hit .255 (14-55) against right-handed pitching.



BALTIMORE ORIOLES

LARTIGUEZ, OSWILL W. [OF]

HT: 5-10; **WT:** 182; **B:** R; **T:** R; **Signed by:** Jesus Alfaro and David Stockstill; **Born:** August 11, 1992, Maracay, Venezuela; **Resides:** Pueblo Ocumare, Venezuela; **Acquired:** Signed as a non-drafted free agent on January 22, 2010

YEAR CLUB	CL	AVG	G	AB	R	H	TB	2B	3B	HR	RBI	SH	SF	HBP	BB	IB	SO	SB	CS	GDP	SLG	OBP
2010 DSL Orioles 2	R	.179	55	184	26	33	41	4	2	0	19	3	0	4	21	1	31	4	8	3	.223	.278
2011 DSL Orioles	R	.261	64	199	31	52	65	6	2	1	22	5	0	7	30	0	40	16	10	8	.327	.377
2012 GCL Orioles	R	.170	16	47	4	8	9	1	0	0	2	0	0	0	3	0	7	0	0	1	.191	.220
Minor Lg. Totals		.216	135	430	61	93	115	11	4	1	43	8	0	11	54	1	78	20	18	12	.267	.319

2012: Recorded a hit in each of his first four games for the GCL Orioles...Went 5-10 against left-handed pitching...**2011:** Batted .261 with 6 doubles and 16 stolen bases in 64 games with the DSL Orioles...Recorded at least 1 base hit in 10 of last 14 games of the season...Had a career-high 4 hits on July 6 at the DSL Cubs...**2010:** Picked up his first professional hit June 2 against the DSL Mets...Drove in a career-high three runs July 13 against the DSL Mets.

LAUREANO, CARLOS A. [OF]

HT: 6-3; **WT:** 175; **B:** R; **T:** R; **Signed by:** Fred Ferreira, Enrique Constante; **Born:** June 27, 1994, San Pedro de Macoris, DR; **Resides:** San Pedro de Macoris, DR; **Acquired:** Signed as a non-drafted free agent on June 25, 2012

YEAR CLUB	CL	AVG	G	AB	R	H	TB	2B	3B	HR	RBI	SH	SF	HBP	BB	IB	SO	SB	CS	GDP	SLG	OBP
2013 WILL BE FIRST PROFESSIONAL SEASON																						

LEFRANC, LU FRANC-CITO [RHP]

HT: 6-4; **WT:** 220; **B:** R; **T:** R; **Signed by:** Fred Ferreira, Enrique Constante; **Born:** March 3, 1993, Santo Domingo, DR; **Resides:** Santo Domingo, DR; **Acquired:** Signed as a non-drafted free agent on June 25, 2012

YEAR CLUB	CL	W	L	ERA	G	GS	CG	SHO	SV	IP	H	R	ER	HR	HB	BB	IB	SO	WP	BK
2013 WILL BE FIRST PROFESSIONAL SEASON																				

LEDESMA, RONARSY [INF]

HT: 5-11; **WT:** 185; **B:** R; **T:** R; **Signed by:** David Stockstill; **Born:** April 19, 1993, Azua, DR; **Resides:** Azua, DR; **Acquired:** Signed as a non-drafted free agent on February 4, 2010

YEAR CLUB	CL	AVG	G	AB	R	H	TB	2B	3B	HR	RBI	SH	SF	HBP	BB	IB	SO	SB	CS	GDP	SLG	OBP
2010 DSL Orioles 2	R	.265	24	68	8	18	32	3	1	3	13	0	0	3	6	0	14	3	0	1	.471	.351
2011 DSL Orioles	R	.176	24	51	8	9	14	2	0	1	9	1	0	5	7	0	11	1	2	0	.275	.333
2012 DSL Orioles	R	.343	68	245	35	84	124	18	8	2	41	1	5	15	26	0	43	19	10	6	.506	.430
Minor Lg. Totals		.305	117	364	51	111	170	23	9	6	63	2	5	23	39	0	68	23	12	7	.467	.401

2012: Led the DSL Orioles in games played (68), hits (84), doubles (18), RBI (41), total bases (124), on-base percentage (.430) and slugging percentage (.506)...Was second on the team in triples (8) and stolen bases (19)...Had two nine-game hit streaks (July 21-31 and August 2-13)...Recorded a season-high four hits on August 9 at the DSL Twins, including two doubles...Drove in 10 runs over the final four games of the season...Hit .397 (27-68) against left-handed pitching...Hit .391 (18-46) with runners on base and two outs...**2011:** Collected nine RBI and two doubles in 24 games with the DSL Orioles...Had a base hit in three of the first four games of the season and collected a season-high two base hits and two RBI on June 25 at the DSL White Sox...**2010:** Had his first professional hit June 11 against the DSL Padres...Hit his first professional home run and drove in a career-high four runs July 6 against the DSL Padres...Had a career-best three base hits August 3 against the DSL Reds.

LEONORA, DUDLEY LAURIANO [3B]

HT: 6-0; **WT:** 175; **B:** R; **T:** R; **Signed by:** Ernst Meyer and David Stockstill; **Born:** December 15, 1991, Saint Maarten, Netherlands; **Resides:** Saint Maarten, Netherlands; **Acquired:** Signed as a non-drafted free agent on August 18, 2008

YEAR CLUB	CL	AVG	G	AB	R	H	TB	2B	3B	HR	RBI	SH	SF	HBP	BB	IB	SO	SB	CS	GDP	SLG	OBP
2009 DSL Orioles	R	.241	67	257	26	62	75	6	2	1	21	5	0	7	8	0	24	7	2	7	.292	.283
2010 GCL Orioles	R	.288	20	73	12	21	27	2	2	0	12	5	3	2	7	0	6	0	1	1	.370	.353
Bluefield	R	.245	38	143	22	35	40	3	1	0	15	3	0	3	5	0	17	1	1	5	.280	.285
2011 Aberdeen	A	.242	67	240	19	58	65	7	0	0	20	7	2	3	7	0	22	6	2	11	.271	.270
Delmarva	A	.151	22	73	2	11	12	1	0	0	10	0	0	1	3	0	13	0	2	3	.164	.195
2012 Aberdeen	A	.200	12	35	1	7	9	2	0	0	3	0	0	0	2	0	5	0	0	0	.257	.243
Delmarva	A	.163	16	49	3	8	10	2	0	0	0	1	0	0	3	0	11	0	0	1	.204	.212
Minor Lg. Totals		.232	242	870	85	202	238	23	5	1	81	21	5	16	35	0	98	14	8	28	.274	.273

2012: Hit .313 (5-16) at home for Class A Aberdeen...Went 3-4 for Class A Delmarva with a double and a run scored on August

MINOR LEAGUES



18 against Hagerstown...**2011:** Was named to the NYPLAL All-Star team...He was fourth in games (67), at-bats (240), hits (58) and RBI (20)...**2010:** Had a career-best three RBI twice (July 3 against the DSL Rays and July 12 against the DSL Red Sox)... Was promoted to Bluefield on July 17 and drove in a run in each game of a doubleheader his first day with the club...**2009:** Collected his first professional hit on June 9...Hit his first professional home run on June 16.

LIN, YI-HSIANG [LHP]

HT: 6-0; **WT:** 175; **B:** L; **T:** L; **Signed by:** Ray Poitevint; **Born:** December 16, 1992, Tainan City, Taiwan; **Resides:** Taipei City, Taiwan; **Acquired:** Signed as a non-drafted free agent on February 24, 2012

YEAR	CLUB	CL	W	L	ERA	G	GS	CG	SHO	SV	IP	H	R	ER	HR	HB	BB	IB	SO	WP	BK
2012	GCL Orioles	R	0	5	6.68	11	5	0	0	0	32.1	40	35	24	1	0	16	0	22	3	1
Minor Lg. Totals			0	5	6.68	11	5	0	0	0	32.1	40	35	24	1	0	16	0	22	3	1

2012: Started in his first four games and in five of his first six games with the GCL Orioles...Went 0-4 with a 5.03 ERA (19.2IP, 11ER) as a starter...Held left-handed hitters to a .200 (4-20) batting average.

LIZARDO, YERIDOLFO [3B]

HT: 6-3; **WT:** 190; **B:** R; **T:** R; **Signed by:** Fred Ferreira, Enrique Constante; **Born:** June 29, 1993, San Pedro de Macoris; **Resides:** San Pedro de Macoris, DR; **Acquired:** Signed as a non-drafted free agent on September 5, 2012

YEAR	CLUB	CL	AVG	G	AB	R	H	TB	2B	3B	HR	RBI	SH	SF	HBP	BB	IB	SO	SB	CS	GDP	SLG	OBP
2013 WILL BE FIRST PROFESSIONAL SEASON																							

LOOMIS, ANDREW ROBERT [LHP]

HT: 5-10; **WT:** 175; **B:** L; **T:** L; **Signed by:** Kevin Ibach (Marlins); **Born:** November 25, 1985, Whiting, IN; **Resides:** Whiting, IN; **Acquired:** Selected by the Orioles in the 2011 Rule 5 Draft

YEAR	CLUB	CL	W	L	ERA	G	GS	CG	SHO	SV	IP	H	R	ER	HR	HB	BB	IB	SO	WP	BK
2008	Jamestown	A	5	3	3.31	22	0	0	0	0	32.2	36	17	12	4	1	10	1	46	1	0
2009	Greensboro	A	2	3	4.23	41	0	0	0	1	66.0	68	33	31	7	1	23	1	58	3	0
	Jupiter	A	0	0	0.00	1	0	0	0	0	1.0	1	0	0	0	0	0	0	0	0	0
2010	Jupiter	A	2	2	3.50	36	1	0	0	2	61.2	56	27	24	0	7	16	4	59	1	1
	Jacksonville	AA	0	0	4.50	5	0	0	0	0	4.0	4	3	2	0	0	1	1	59	0	0
2011	Clearwater	A	1	2	1.14	28	0	0	0	3	31.2	27	6	4	0	10	1	1	39	1	0
2012	Frederick	A	1	1	2.63	26	0	0	0	3	37.2	36	14	11	0	5	13	0	35	3	0
	Bowie	AA	0	1	5.62	10	1	0	0	1	16.0	20	13	10	3	3	3	0	16	2	0
	Norfolk	AAA	0	0	2.79	6	0	0	0	0	9.2	15	4	3	0	0	2	0	8	1	1
Minor Lg. Totals			11	12	3.35	175	2	0	0	10	260.1	263	117	97	14	18	80	8	264	12	2

2012: Began the season with Class A Frederick...Finished third on the Keys in appearances (26)...Held opponents scoreless in 20 of his 26 appearances for Frederick...Did not allow a run in 10 consecutive appearances totaling 10.0 innings from June 13-July 16...Struck out a season-high six on June 5 against Potomac in 3.0 innings of work...Held left-handed hitters to a .032 (1-31) batting average with the Keys...Appeared in six games over two stints with Triple-A Norfolk and pitched 3.0 shutout innings for the Tides on July 2 against Syracuse...Made nine relief appearances for Double-A Bowie and went 0-0 with one save and a 3.95 ERA (13.2IP, 6ER) as a reliever for the Baysox...Did not allow a hit to a left-handed batter with Bowie over 11 at-bats, striking out six...**2011:** Struck out 39 in 31.2 innings pitched with Class A Clearwater...Recorded a 1.14 ERA and 1.17 WHIP...**2010:** Went a combined 2-2 with a 3.56 ERA (65.2IP, 26ER) between Class A Jupiter and Double-A Jacksonville...**2009:** Finished 20 of the 41 games in which he appeared for Class A Greensboro...**2008:** Struck out 46 in 32.2 innings pitched with Class A Jamestown in his first professional season. **Personal/Amateur:** Originally selected by Miami in the 16th round of the 2008 First Year Player Draft...Attended Purdue University.

LORENZO, GREGORY DANIEL [OF]

HT: 5-10; **WT:** 159; **B:** R; **T:** R; **Signed by:** Carlos Bernhardt and David Stockstill; **Born:** May 31, 1991, San Pedro de Macoris, DR; **Resides:** San Pedro de Macoris, DR; **Acquired:** Signed as a non-drafted free agent on July 4, 2009

YEAR	CLUB	CL	AVG	G	AB	R	H	TB	2B	3B	HR	RBI	SH	SF	HBP	BB	IB	SO	SB	CS	GDP	SLG	OBP
2009	DSL Orioles 2	R	.174	26	69	9	12	16	0	2	0	6	1	2	1	11	0	17	5	3	1	.232	.289
2010	DSL Orioles	R	.252	69	226	41	57	71	4	5	0	15	7	0	4	34	0	49	27	6	1	.314	.360
2011	GCL Orioles	R	.232	48	164	25	38	58	8	6	0	8	4	1	2	14	0	46	8	5	2	.354	.298
2012	GCL Orioles	R	.316	25	76	9	24	40	4	3	2	7	0	0	5	3	0	15	4	3	0	.526	.381
	Aberdeen	A	.317	9	41	8	13	14	1	0	0	6	1	0	2	1	0	5	6	1	0	.341	.364
	Delmarva	A	.333	19	72	13	24	33	2	2	1	3	1	0	3	1	0	22	6	2	0	.458	.368
Minor Lg. Totals			.259	197	648	105	168	232	19	18	3	45	14	3	17	64	0	154	56	20	4	.358	.340



BALTIMORE ORIOLES

2012: Tied for the GCL Orioles lead in triples (3)...Recorded a hit in 12 of 13 games for the GCL O's between June 27-July 10...Went 4-5 with a double, a home run and two runs scored on July 21 against the GCL Rays in his last game before his promotion to Class A Aberdeen...Recorded a hit in each of his final seven games with Aberdeen, including three multi-hit games...Recorded a hit in 12 of 13 games for Class A Delmarva between August 11 and August 29, including five multi-hit games...**2011:** Was tied for second in the GCL and led the O's in triples (6)...Led the club in steals (8) and was third in runs (25)...**2010:** Had a career-high three hits July 12 against the DSL Diamondbacks...Had a 10-game hitting streak from August 7-17, during which he hit .400 (14-35) with 11 runs scored...**2009:** Notched his first professional hit on July 9...Scored career-best two runs and had first career multi-hit game on July 16.

LOUICO, WILLIAMS [RHP]

HT: 6-0; **WT:** 200; **B:** R; **T:** R; **Signed by:** Carlos Bernhardt, Dave Stockstill; **Born:** April 10, 1990, Thomonde, Haiti; **Resides:** San Pedro de Macoris, DR; **Acquired:** Signed as a non-drafted free agent on June 4, 2008

YEAR	CLUB	CL	W	L	ERA	G	GS	CG	SHO	SV	IP	H	R	ER	HR	HB	BB	IB	SO	WP	BK
2008	DSL Orioles	R	0	6	6.56	15	6	0	0	0	35.2	42	31	26	0	6	21	0	27	8	1
2009	DSL Orioles	R	2	3	2.01	27	3	0	0	2	58.1	54	24	13	0	6	24	3	37	5	0
2010	DSL Orioles	R	7	5	2.71	14	14	1	1	0	83.0	81	37	25	2	2	23	0	61	5	2
2011	DSL Orioles	R	6	2	2.10	16	15	0	0	0	85.2	65	32	20	2	6	42	0	69	14	0
2012	Delmarva	A	0	7	6.06	23	12	0	0	1	68.1	60	59	46	4	11	63	0	45	11	3
Minor Lg. Totals			15	23	3.53	95	50	1	1	3	331.0	302	183	130	8	31	173	3	239	43	6

2012: Appeared in his first 11 games of the season as a reliever and went 0-1 with one save and a 3.92 ERA (20.2IP, 9ER) out of the bullpen...Held right-handed hitters to a .197 (28-142) batting average...Did not allow a home run in 13 consecutive appearances from May 15-July 20, totaling 34.1 innings...Held opponents to a .071 (1-14) batting average with the bases loaded...**2011:** Led the league in batters faced (361), was tied for first in the league in games started (15), was second in innings pitched (85.2) and second on the Orioles in strikeouts (69)...**2010:** Finished tied for third in the DSL with 83.0 innings pitched and tied for fifth with seven wins...Led the club in both...Struck out a career-high eight twice (June 11 against the DSL Padres and July 20 against the DSL Twins)...Tossed his first career complete game (7.0 innings) on August 9 against the DSL Padres when he did not allow a run on just two hits...**2009:** Picked up his first professional save on June 8 when he tossed 2.0 scoreless innings...Notched his first win with 2.0 scoreless innings of work on July 9...**2008:** Went 2.1 scoreless innings and struck out 3 while allowing just 1 hit August 12 against the DSL Cubs...**Personal/Amateur:** Was known as Williams Princivil until 2011.

MAGALLANES, NEOMAR [RHP]

HT: 5-11; **WT:** 180; **B:** R; **T:** R; **Signed by:** Fred Ferreira, Carlos Moreno; **Born:** August 13, 1992, LaGuaira, Venezuela; **Resides:** La Guaira, Venezuela; **Acquired:** Signed as a free agent on February 16, 2012

YEAR	CLUB	CL	W	L	ERA	G	GS	CG	SHO	SV	IP	H	R	ER	HR	HB	BB	IB	SO	WP	BK
2012	DSL Orioles	R	0	0	21.60	4	0	0	0	0	1.2	4	4	4	0	1	5	0	0	0	0
Minor Lg. Totals			0	0	21.60	4	0	0	0	0	1.2	4	4	4	0	1	5	0	0	0	0

2012: Made the move from catcher to pitcher in July...Had back-to-back scoreless outings on August 9 and August 16.

MAHON, LOGAN FLOYD [LHP]

HT: 6-2; **WT:** 195; **B:** L; **T:** L; **Signed by:** Darin Blair; **Born:** September 5, 1988, St. Elmo, IL; **Resides:** St. Elmo, IL; **Acquired:** Signed by Orioles as a free agent, December 12, 2012

YEAR	CLUB	CL	W	L	ERA	G	GS	CG	SHO	SV	IP	H	R	ER	HR	HB	BB	IB	SO	WP	BK
2011	Casper	R	0	0	4.50	5	0	0	0	0	6.0	6	3	3	0	0	4	0	6	2	0
2012	Gateway	IND	2	1	2.52	33	0	0	0	0	35.2	30	13	10	0	0	21	0	25	2	0
Minor Lg. Totals			0	0	4.50	5	0	0	0	0	6.0	6	3	3	0	0	4	0	6	2	0

2012: Tied for 2nd on the Gateway Grizzlies of the Frontier League in appearances (33)...Did not allow a home run in 152 batters faced...**2011:** Three of his five appearances for Casper were scoreless...Held right-handed hitters to a .133 (2-15) batting average. **Personal/Amateur:** Originally selected by Colorado in the 22nd round of the 2011 First Year Player Draft...Attended Southwest Missouri State University.

MINOR LEAGUES



MARIN, ADRIAN F. [INF]

HT: 5-10; **WT:** 165; **B:** R; **T:** R; **Signed by:** Juan Alvarez; **Born:** March 8, 1994, Miami, FL; **Resides:** Miami, FL; **Acquired:** Orioles 3rd round selection in the 2012 First Year Player Draft

YEAR	CLUB	CL	AVG	G	AB	R	H	TB	2B	3B	HR	RBI	SH	SF	HBP	BB	IB	SO	SB	CS	GDP	SLG	OBP
2012	GCL Orioles	R	.287	47	178	24	51	64	7	3	0	13	1	0	3	11	0	34	6	1	4	.360	.339
	Delmarva	A	.286	6	21	5	6	6	0	0	0	2	0	0	1	1	0	2	2	0	0	.286	.348
	Minor Lg. Totals		.286	53	199	29	57	70	7	3	0	15	1	0	4	12	0	36	8	1	4	.352	.340

2012: Led the GCL Orioles in games played (47), at-bats (178), hits (51), runs scored (24) and total bases (64)...Finished tied for the team lead in triples...Was second on the club in steals (6)...Named the O's No. 10 prospect and best defensive infielder in the farm system after the season by Baseball America...**Personal/Amateur:** Attended Gulliver Prep School (FL).

MARRUGO, YEIZER ENRIQUE [RHP]

HT: 6-0; **WT:** 170; **B:** R; **T:** R; **Signed by:** Jorge Flanco and David Stockstill; **Born:** October 1, 1994, Cartagena, Colombia; **Resides:** Cartagena, Colombia; **Acquired:** Signed by Orioles as a non-drafted free agent on November 19, 2011

YEAR	CLUB	CL	W	L	ERA	G	GS	CG	SHO	SV	IP	H	R	ER	HR	HB	BB	IB	SO	WP	BK
2012	DSL Orioles	R	1	2	1.44	12	2	0	0	1	25.0	12	7	4	0	2	20	1	20	7	0
	Minor Lg. Totals		1	2	1.44	12	2	0	0	1	25.0	12	7	4	0	2	20	1	20	7	0

2012: Did not allow a run in his first nine appearances, totaling 13.2 innings...Started his last two games of the season, allowing one earned run over 7.0 total innings...Held left-handed hitters to a .077 (3-39) batting average.

MARTINEZ, JESUS M. [CF]

HT: 6-0; **WT:** 175; **B:** L; **T:** R; **Signed by:** Ray Poitevint, Mark Ralston; **Born:** November 6, 1990, Sinaloa, Mexico; **Resides:** Sinaloa, Mexico; **Acquired:** Signed as a non-drafted free agent on August 20, 2012

YEAR	CLUB	CL	AVG	G	AB	R	H	TB	2B	3B	HR	RBI	SH	SF	HBP	BB	IB	SO	SB	CS	GDP	SLG	OBP
2013 WILL BE FIRST PROFESSIONAL SEASON																							

MARTINEZ, ROCKNY JOSE [OF]

HT: 6-0; **WT:** 166; **B:** S; **T:** R; **Signed by:** Jesus Alfaro and David Stockstill; **Born:** July 14, 1992, Maracay, Venezuela; **Resides:** Maracay, Venezuela; **Acquired:** Signed as a non-drafted free agent on January 22, 2010

YEAR	CLUB	CL	AVG	G	AB	R	H	TB	2B	3B	HR	RBI	SH	SF	HBP	BB	IB	SO	SB	CS	GDP	SLG	OBP
2010	DSL Orioles	R	.123	29	65	7	8	10	0	1	0	6	3	1	3	7	0	22	0	1	0	.154	.237
2011	DSL Orioles	R	.270	39	89	15	24	29	3	1	0	13	3	2	6	11	0	22	4	1	1	.326	.380
2012	DSL Orioles	R	.218	63	234	25	51	66	6	3	1	17	7	1	9	16	1	50	12	4	2	.282	.292
	Minor Lg. Totals		.214	131	388	47	83	105	9	5	1	36	13	4	18	34	1	94	16	6	3	.271	.304

2012: Recorded a hit in 12 of 13 games between July 12-30...Went 4-5 with a triple, an RBI and a run scored on July 5 at the DSL Twins...Hit .277 (26-94) with one home run, 10 RBI and 10 stolen bases in July...**2011:** Batted .270 with 13 RBI in 39 games with the DSL Orioles...Had five-game hit streak from July 27-August 2...Collected eight base hits in 14 at-bats (.571) over last five games of the season...**2010:** Collected his first professional hit June 5 against the DSL Reds...Had his first multi-RBI game July 8 against the DSL Reds when he drove in two runs.

MATIAS, PEDRO A. [LHP]

HT: 6-0; **WT:** 180; **B:** L; **T:** L; **Signed by:** Fred Ferreira, Enrique Constante; **Born:** May 25, 1995, San Francisco de Macoris, DR; **Resides:** San Francisco de Macoris, DR; **Acquired:** Signed as a non-drafted free agent on September 21, 2012

YEAR	CLUB	CL	W	L	ERA	G	GS	CG	SHO	SV	IP	H	R	ER	HR	HB	BB	IB	SO	WP	BK
2013 WILL BE FIRST PROFESSIONAL SEASON																					



BALTIMORE ORIOLES

MCADAMS, SEAN D. [RHP]

HT: 6-6; **WT:** 215; **B:** R; **T:** R; **Signed by:** Jim Thrift; **Born:** November 17, 1993, Sarasota, FL; **Resides:** Sarasota, FL; **Acquired:** Orioles 14th round selection in the 2012 First Year Player Draft

YEAR	CLUB	CL	W	L	ERA	G	GS	CG	SHO	SV	IP	H	R	ER	HR	HB	BB	IB	SO	WP	BK
2012	GCL Orioles	R	3	0	6.27	13	0	0	0	0	18.2	24	16	13	0	0	12	0	20	1	0
Minor Lg. Totals			3	0	6.27	13	0	0	0	0	18.2	24	16	13	0	0	12	0	20	1	0

2012: Eight of his 13 appearances for the GCL Orioles were scoreless...Struck out a season-high four on August 4 against the GCL Rays in 3.0 shutout innings of work...Struck out at least one in all but one appearance...Held right-handed hitters to a .222 (10-45) batting average...**Personal/Amateur:** Attended Cardinal Mooney (FL) HS.

MCCRACKEN, JASON [RHP]

HT: 6-4; **WT:** 230; **B:** R; **T:** R; **Signed by:** Mark Ralston; **Born:** September 4, 1991, Northridge, CA; **Resides:** Savanna, IL; **Acquired:** Orioles 42nd round selection in the 2011 First Year Player Draft

YEAR	CLUB	CL	W	L	ERA	G	GS	CG	SHO	SV	IP	H	R	ER	HR	HB	BB	IB	SO	WP	BK
2012	GCL Orioles	R	2	2	3.43	5	4	0	0	0	21.0	18	9	8	0	1	10	0	15	1	1
	Aberdeen	A	1	1	2.53	5	0	0	0	0	10.2	10	4	3	0	0	1	0	1	0	0
	Delmarva	A	1	0	1.08	5	0	0	0	1	8.1	12	1	1	0	1	2	0	6	0	0
Minor Lg. Totals			4	3	2.70	15	4	0	0	1	40.0	40	14	12	0	2	13	0	22	1	1

2012: Began the season with the GCL Orioles...Did not allow a hit in his first professional appearance, throwing 3.2 scoreless innings and striking out four on June 18 against the GCL Twins...Started his final four games for the GCL Orioles, going 1-2 with a 4.15 ERA (17.1IP, 8ER) as a starter...Held left-handed hitters to a .125 (4-32) batting average in the GCL...Three of his five appearances for Class A Aberdeen were scoreless...Did not allow a run in his final four appearances of the season with Class A Delmarva, totaling 7.1 innings. **Personal/Amateur:** Attended Los Angeles Pierce College.

MEDINA, VICTOR MANUEL [OF]

HT: 6-0; **WT:** 180; **B:** R; **T:** R; **Signed by:** David Stockstill, Jesus Alfaro; **Born:** November 20, 1994, Anzoategui, Venezuela; **Resides:** Lecheria, Edo. Anzoategui, Venezuela; **Acquired:** Signed by Orioles as a non-drafted free agent on November 26, 2011

YEAR	CLUB	CL	AVG	G	AB	R	H	TB	2B	3B	HR	RBI	SH	SF	HBP	BB	IB	SO	SB	CS	GDP	SLG	OBP
2012	DSL Orioles	R	.189	48	164	16	31	48	12	1	1	13	2	3	3	5	0	50	0	3	1	.293	.223
Minor Lg. Totals			.189	48	164	16	31	48	12	1	1	13	2	3	3	5	0	50	0	3	1	.293	.223

2012: Finished second on the DSL Orioles in doubles (12)...Batted .244 (20-82) on the road...Had seven multi-hit games.

MENA, KELVIN JAVIER [CA]

HT: 6-0; **WT:** 200; **B:** R; **T:** R; **Signed by:** Felipe Alou, Carlos Bernhardt and David Stockstill; **Born:** June 1, 1993, Santo Domingo, DR; **Resides:** Santo Domingo, DR; **Acquired:** Signed as a non-drafted free agent on December 6, 2011

YEAR	CLUB	CL	AVG	G	AB	R	H	TB	2B	3B	HR	RBI	SH	SF	HBP	BB	IB	SO	SB	CS	GDP	SLG	OBP
2012	DSL Orioles	R	.185	55	157	20	29	42	8	1	1	12	2	0	7	34	0	58	4	1	2	.268	.354
Minor Lg. Totals			.185	55	157	20	29	42	8	1	1	12	2	0	7	34	0	58	4	1	2	.268	.354

2012: Led the DSL Orioles in walks (34)...Drove in a season-high three on June 15 against the DSL Reds, going 2-4 with a double and a walk...Batted .244 (10-41) against left-handed pitching.

MERCEDES, ALEXANDER [SS]

HT: 5-9; **WT:** 148; **B:** R; **T:** R; **Signed by:** Felipe Rojas and David Stockstill; **Born:** March 20, 1992, La Romana, DR; **Resides:** La Romana, DR; **Acquired:** Signed as a non-drafted free agent on December 7, 2009

YEAR	CLUB	CL	AVG	G	AB	R	H	TB	2B	3B	HR	RBI	SH	SF	HBP	BB	IB	SO	SB	CS	GDP	SLG	OBP
2010	DSL Orioles	R	.195	54	169	33	33	40	5	1	0	9	4	1	1	19	0	14	7	5	5	.237	.279
2011	DSL Orioles	R	.317	55	199	38	63	84	8	5	1	22	4	2	5	26	0	18	17	8	6	.422	.405
2012	DSL Orioles	R	.289	63	246	36	71	97	3	10	1	21	9	1	4	27	1	23	23	12	4	.394	.367
	GCL Orioles	R	.185	7	27	3	5	5	0	0	0	2	0	0	2	2	0	2	3	1	3	.185	.241
	Aberdeen	A	.267	3	15	0	4	5	1	0	0	0	0	0	0	0	0	3	0	0	0	.333	.267
Minor Lg. Totals			.268	182	656	110	176	231	17	16	2	52	19	4	10	74	1	60	50	26	18	.352	.349

MINOR LEAGUES



2012: Led the DSL Orioles in triples (10) and stolen bases (23)...Was second on the club in runs scored (36), hits (71) and total bases (97)...Had two 10-game hit streaks (June 13-23, including five multi-hit games, and July 11-23, including four multi-hit games)...Hit .341 (57-167) against right-handed pitching for the DSL O's...Went 4-6 with a double in his first game with Class A Aberdeen on September 3 at Vermont...**2011:** Led the club in hits (63), was second in runs (38) and tied for second in stolen bases (17)...**2010:** Collected his first career hit in his first game, May 29 against the DSL Rockies...Had first multi-RBI game June 25 against the DSL Diamondbacks.

MERCEDES, DANIEL ANTONIO [RHP]

HT: 6-4; **WT:** 180; **B:** R; **T:** R; **Signed by:** Carlos Bernhardt and David Stockstill; **Born:** May 12, 1992, Monte Plata, DR; **Resides:** Monte Plata, DR; **Acquired:** Signed by Orioles as a non-drafted free agent on April 21, 2010

YEAR	CLUB	CL	W	L	ERA	G	GS	CG	SHO	SV	IP	H	R	ER	HR	HB	BB	IB	SO	WP	BK
2010	DSL Orioles	R	3	1	5.82	21	0	0	0	0	38.2	42	30	25	1	0	28	0	24	15	1
2011	DSL Orioles	R	2	1	4.61	14	0	0	0	1	27.1	32	24	14	0	2	16	1	31	10	0
2012	DSL Orioles	R	2	2	1.29	23	0	0	0	9	35.0	32	15	5	0	3	9	2	28	4	0
Minor Lg. Totals			7	4	3.92	58	0	0	0	10	101.0	106	69	44	1	5	53	3	83	29	1

2012: Led the DSL Orioles in appearances (23)...Did not allow an earned run in his final 15 appearances, totaling 17.2 innings...Converted nine of his last 10 save opportunities...Finished a team-high 16 games...Pitched at least 2.0 innings seven times...**2011:** Appeared in 14 games with the DSL Orioles, striking out 31 batters in 27.1 innings of work...Struck out a career-high six batters and didn't allow an earned run over 4.1 innings of work on July 11 vs. the DSL Diamondbacks...Struck out eight batters over a 4.0-inning stretch in his first two appearances of the season...**2010:** Appeared in 21 games with the DSL Orioles, finishing with a 3-1 record...Made professional debut on June 2, allowing no walks or hits in 1.1 innings of work...Struck out three batters and allowed only one earned run over a season-high 4.1 innings pitched on June 10.

MERTINS, KYLE ROBERT [RHP]

HT: 6-2; **WT:** 215; **B:** R; **T:** R; **Signed by:** Steve Leavitt (Mets); **Born:** February 4, 1988, Placentia, CA; **Resides:** Placentia, CA; **Acquired:** Signed as a free agent on January 7, 2013

YEAR	CLUB	CL	W	L	ERA	G	GS	CG	SHO	SV	IP	H	R	ER	HR	HB	BB	IB	SO	WP	BK
2010	GCL Braves	R	0	0	3.00	4	0	0	0	2	6.0	4	2	2	0	0	1	0	5	2	0
	Danville	R	0	1	3.86	7	0	0	0	4	11.2	7	6	5	0	1	5	0	5	2	0
	Rome	A	0	2	4.82	9	0	0	0	0	18.2	20	12	10	3	0	6	0	16	2	0
2011	Rome	A	1	3	2.25	22	0	0	0	6	28.0	29	13	7	0	1	9	0	20	5	0
2012	Sioux Falls	IND	4	1	1.00	45	0	0	0	4	54.0	36	11	6	1	4	14	5	54	4	0
Minor Lg. Totals			1	6	3.36	42	0	0	0	12	64.1	60	33	24	3	2	21	0	46	11	0

2012: Was second in the American Association and led Sioux Falls in ERA (1.00) and WHIP (0.93)...Led the club in SO/9 (9.0)...Was second on the team in games (45) and games finished (15)...**2011:** Earned his first professional win on April 28 against Asheville...Recorded a career-high six saves...Had a 0.87 ERA (10.1IP, ER) in nine road games...**2010:** Went 0-3 with a combined 4.21 ERA (36.1IP, 17ER) between the GCL Braves, Danville and Rome...**Personal/Amateur:** Originally selected by Atlanta in the 28th round of the 2010 First Year Player Draft...Attended Cal-State Fullerton.

MEYER, DAN LIVINGSTON [LHP]

HT: 6-2; **WT:** 223; **B:** R; **T:** L; **Signed by:** J.J. Picollo (K.C. Royals); **Born:** July 3, 1981, Woodbury, NJ; **Resides:** Mickleton, NJ; **Acquired:** Signed as a free agent on November 12, 2012

YEAR	CLUB	CL	W	L	ERA	G	GS	CG	SHO	SV	IP	H	R	ER	HR	HB	BB	IB	SO	WP	BK
2002	Danville	R	3	3	2.74	13	13	1	0	0	65.2	47	22	20	4	5	18	0	77	4	0
2003	Rome	A	4	4	2.87	15	15	0	0	0	81.2	76	35	26	6	6	15	1	95	7	0
	Myrtle Beach	A	3	6	2.87	13	13	0	0	0	78.1	69	29	25	7	3	17	1	83	1	0
2004	Greenville	AA	6	3	2.22	14	13	0	0	0	65.0	50	17	16	1	4	12	0	66	2	0
	Richmond	AAA	3	3	2.79	12	11	0	0	0	61.1	62	23	19	6	1	25	1	60	2	1
	ATLANTA	MLB	0	0	0.00	2	0	0	0	0	2.0	2	0	0	0	0	1	1	1	0	0
2005	Sacramento	AAA	2	8	5.36	19	17	0	0	0	89.0	101	64	53	15	2	43	0	63	2	0
2006	Sacramento	AAA	3	3	5.07	10	10	0	0	0	49.2	63	32	28	10	2	20	0	29	4	0
2007	Midland	AA	0	0	6.75	1	1	0	0	0	4.0	5	3	3	2	0	4	0	2	1	0
	Sacramento	AAA	8	2	3.28	21	21	0	0	0	115.1	103	44	42	12	1	51	4	105	8	0
	OAKLAND	MLB	0	2	8.82	6	3	0	0	0	16.1	20	19	16	2	0	9	0	11	3	0
2008	Sacramento	AAA	10	5	4.48	22	20	0	0	0	122.2	113	65	61	10	1	52	1	109	10	0
	OAKLAND	MLB	0	4	7.48	11	4	0	0	0	27.2	35	28	23	6	1	14	0	20	0	0
2009	FLORIDA	MLB	3	2	3.09	71	0	0	0	2	58.1	47	24	20	7	1	21	2	56	2	0
2010	Jupiter	A	0	0	0.00	3	0	0	0	0	4.0	1	1	0	0	0	1	0	8	1	0



BALTIMORE ORIOLES

YEAR	CLUB	CL	W	L	ERA	G	GS	CG	SHO	SV	IP	H	R	ER	HR	HB	BB	IB	SO	WP	BK
2010	Jacksonville	AA	0	0	0.00	1	0	0	0	0	2.0	1	0	0	0	0	2	0	1	0	0
	FLORIDA	MLB	0	1	9.64	13	0	0	0	0	9.1	15	10	10	1	1	12	0	4	0	0
	New Orleans	AAA	1	2	3.38	32	0	0	0	2	40.0	32	17	15	4	2	16	1	27	5	1
2011	Indianapolis	AAA	0	0	7.45	14	0	0	0	0	19.1	17	16	16	3	3	18	1	12	2	0
2012	Long Island	IND	2	6	7.02	18	8	0	0	0	41.0	45	33	32	8	0	40	0	28	6	0
Minor Lg. Totals			43	39	3.65	190	134	1	0	2	798.0	740	368	324	80	30	294	10	737	49	2
ML Totals			3	9	5.46	103	7	0	0	2	113.2	119	81	69	16	3	57	3	92	5	0

2012: Went 2-6 with a 7.02 ERA (41.0IP, 32 ER) for the Long Island Ducks of the Atlantic League...**2011:** Did not allow a run in his first three outings (4.2IP) for Triple-A Indianapolis...Held right-handed hitters to a .204 (10-49) batting average...**2010:** Began the season with Florida...Held opponents scoreless in eight of his 13 appearances for the Marlins...Held opponents scoreless in nine straight outings for Triple-A New Orleans from June 19-July 18, lowering his ERA from 11.57 to 4.34...Pitched to a 1.08 ERA (16.2IP, 2ER) in 13 appearances at home for New Orleans...**2009:** Made 71 appearances in his first full Major League season...Tossed 12.0 consecutive scoreless innings from June 5-July 12...Finished second on the team in opponents' batting average against (.219)...Retired 71.8 percent of first batters faced (51-71)...Allowed 26.5 percent of inherited runners to score (9-34)...**2008:** Began the season on the Disabled List after having an appendectomy on March 23...Led Triple-A Sacramento in wins (10) and ranked second on the team in strikeouts (109)...Won his final four decisions over eight starts from June 22-July 30 and posted a 3.66 ERA (51.2IP, 21ER) over that span...Recalled by Oakland on August 3 and threw one scoreless inning that day at Boston...Was 0-0 with a 4.97 ERA (12.2IP, 7ER) as a reliever for Oakland and 0-4 with a 9.60 ERA (15.0IP, 16ER) as a starter...**2007:** Led the A's farm system and ranked second in the PCL in ERA (3.39) while leading Triple-A Sacramento in strikeouts (105)...Led the PCL in opponents batting average against (.243)...Tied for second on Sacramento in wins (8)...Made six appearances for Oakland...Went 0-0 with a 3.60 ERA in three games as a reliever and 0-2 with a 11.12 ERA in three starts...**2006:** Season was cut short again by left shoulder tendinitis in May...Was 3-0 with a 2.25 ERA (28.0IP, 7 ER) at home...**2005:** Was on the Disabled List twice with shoulder problems...Struck out a season-high seven and pitched a season high-tying 7.0 innings in his second and final win of the season on July 29...**2004:** Made his Major League debut on September 14 at the Mets and threw one scoreless inning...Faced New York again two days later and allowed one hit and one walk in one inning...Traded from Atlanta to Oakland on December 16 in the Tim Lincecum trade...Combined to go 9-6 with a 2.49 ERA in 26 games (24 starts) with Greenville and Richmond...Ranked 10th in all of minor league baseball in ERA...Ranked fourth in the Atlanta farm system in strikeouts (146) and ERA...**2003:** Named Atlanta's No. 5 prospect by Baseball America...Named to the South Atlantic League Southern Division All-Star Team...Was a combined 7-10 with a 2.87 ERA in 28 starts at Rome and Myrtle Beach...Set career highs in starts, innings pitched (160.0), and strikeouts (158)...Finished tied for 8th in all of minor league baseball in strikeouts...Ranked second in the Atlanta farm system in strikeouts and ERA...Compiled a 4.9 to 1 strikeout-to-walk ratio...**2002:** Ranked third in the Appalachian Rookie League in strikeouts (77) and fifth in ERA (2.74)...Led Danville in strikeouts...Held opponents to a .198 batting average...Went 2-1 with a 1.67 ERA in five starts in August...Struck out a season-high 10 in his final start on August 23 at Princeton...**Personal/Amateur:** Originally selected by Atlanta in the 1st round (34th overall) of the 2002 First Year Player Draft...Attended James Madison University.

MOORE, KYLE MARTIN [CA]

HT: 6-2; **WT:** 194; **B:** R; **T:** R; **Signed by:** John Stockstill; **Born:** March 4, 1986, Montgomery, AL; **Resides:** Austin, TX; **Acquired:** Signed as a non-drafted free agent on February 18, 2010

YEAR	CLUB	CL	AVG	G	AB	R	H	TB	2B	3B	HR	RBI	SH	SF	HBP	BB	IB	SO	SB	CS	GDP	SLG	OBP
2010	Delmarva	A	.213	16	47	2	10	12	2	0	0	3	0	0	0	2	0	8	0	0	0	.255	.245
	Frederick	A	.000	1	2	0	0	0	0	0	0	0	0	0	0	0	0	1	0	0	0	.000	.000
2011	Aberdeen	A	.000	1	0	0	0	0	0	0	0	0	0	0	0	0	0	0	0	0	0	.000	.000
	Delmarva	A	.000	1	1	0	0	0	0	0	0	0	0	0	0	0	0	1	0	0	0	.000	.000
	Frederick	A	.000	10	15	0	0	0	0	0	0	0	1	0	0	1	0	7	0	0	0	.000	.063
2012	INJURED - DID NOT PLAY																						
Minor Lg. Totals			.154	29	65	2	10	12	2	0	0	3	1	0	0	3	0	17	0	0	0	.185	.191

2012: Did not play due to injury...**2011:** Appeared in 10 games with Class A Frederick...**2010:** Notched his first professional hit August 19 at Hagerstown...Had a career-high three hits and two RBI August 24 at Hickory...**Personal/Amateur:** Attended the University of Alabama.

MORA, IVAN MIGUEL [OF]

HT: 6-1; **WT:** 171; **B:** R; **T:** R; **Signed by:** David Stockstill, Jesus Alfaro; **Born:** July 22, 1994, Los Teques, Venezuela; **Resides:** San Antonio de Los Altos, Venezuela; **Acquired:** Signed by the Orioles as an un-drafted free agent on September 8, 2011

YEAR	CLUB	CL	AVG	G	AB	R	H	TB	2B	3B	HR	RBI	SH	SF	HBP	BB	IB	SO	SB	CS	GDP	SLG	OBP
2012	DSL Orioles	R	.234	47	128	18	30	42	8	2	0	14	5	3	4	4	0	31	8	4	2	.328	.273
Minor Lg. Totals			.234	47	128	18	30	42	8	2	0	14	5	3	4	4	0	31	8	4	2	.328	.273

2012: Recorded an RBI in his first professional game on June 5 at the DSL Padres...Stole a base in three consecutive games from June 21-29...Had nine multi-hit games...Batted .289 (11-38) against left-handed pitching.

MINOR LEAGUES



MORENO, RAFAEL CANDIDO [RHP]

HT: 6-0; **WT:** 209; **B:** R; **T:** R; **Signed by:** David Stockstill, J. Franco; **Born:** February 1, 1995, Adantina, Sau Paulo, Brazil; **Resides:** Sau Paulo, Brazil; **Acquired:** Signed as a non-drafted free agent on November 28, 2011

YEAR	CLUB	CL	W	L	ERA	G	GS	CG	SHO	SV	IP	H	R	ER	HR	HB	BB	IB	SO	WP	BK
2012	DSL Orioles	R	2	3	3.86	14	12	0	0	1	65.1	56	34	28	3	2	22	0	59	9	0
Minor Lg. Totals			2	3	3.86	14	12	0	0	1	65.1	56	34	28	3	2	22	0	59	9	0

2013: Pitched for Team Brazil in the 2013 World Baseball Classic...**2012:** Was second on the DSL Orioles in strikeouts (59)... Struck out a season-high eight in 3.0 scoreless innings of work on August 4 against the DSL Reds...Held right-handed hitters to a .198 (25-126) batting average...Went 1-0 with one save and a 1.57 ERA (23.0IP, 4ER) in June.

MOSBY, MICHAEL [3B]

HT: 5-11; **WT:** 190; **B:** R; **T:** R; **Signed by:** Bob Szymkowski; **Born:** October 30, 1989, Owensboro, KY; **Resides:** Hawesville, KY; **Acquired:** Orioles 14th round selection in the 2010 First Year Player Draft

YEAR	CLUB	CL	AVG	G	AB	R	H	TB	2B	3B	HR	RBI	SH	SF	HBP	BB	IB	SO	SB	CS	GDP	SLG	OBP
2010	GCL Orioles	R	.207	34	111	8	23	29	4	1	0	9	0	1	8	8	1	26	1	1	3	.261	.305
	Bluefield	R	.167	11	30	4	5	11	3	0	1	2	0	0	0	6	0	14	0	0	1	.367	.306
2011	GCL Orioles	R	.230	50	174	24	40	70	7	1	7	30	2	1	5	23	0	36	3	0	2	.402	.335
2012	Frederick	A	.234	82	261	22	61	95	16	3	4	35	5	2	3	26	1	76	2	6	11	.364	.308
Minor Lg. Totals			.224	177	576	58	129	205	30	5	12	76	7	4	16	63	2	152	6	7	17	.356	.316

2012: Homered and drove home four runs in Carolina League debut at Salem May 18...Drove in nine runs over three games July 29-August 1...**2011:** Led the Orioles in home runs (7) and RBI (30) and was second in games (50) and walks (23)...**2010:** Picked up his first professional hit in his first game June 22 at Pulaski...Hit his first professional home run July 11 against Greenville...**Personal/Amateur:** Attended Wabash Valley (IL) JC.

MUMMEY, TRENT B. [OF]

HT: 5-9; **WT:** 167; **B:** L; **T:** L; **Signed by:** Dave Jennings; **Born:** January 5, 1989, Birmingham, AL; **Resides:** Jasper, AL; **Acquired:** Orioles 4th round selection in the 2010 First Year Player Draft

YEAR	CLUB	CL	AVG	G	AB	R	H	TB	2B	3B	HR	RBI	SH	SF	HBP	BB	IB	SO	SB	CS	GDP	SLG	OBP
2010	Aberdeen	A	.266	49	207	30	55	84	16	2	3	24	0	0	1	23	2	28	6	2	5	.406	.342
	Delmarva	A	.167	13	54	7	9	15	0	3	0	5	0	0	1	3	0	8	2	2	0	.278	.224
2011	Delmarva	A	.291	14	55	9	16	28	2	2	2	12	0	4	0	10	0	11	12	2	0	.509	.377
	Frederick	A	.293	15	58	13	17	26	2	2	1	10	0	0	1	6	0	8	7	1	0	.448	.369
2012	Frederick	A	.228	72	259	40	59	87	14	1	4	22	5	1	2	35	0	35	15	7	1	.336	.323
Minor Lg. Totals			.246	163	633	99	156	240	34	10	10	73	5	5	5	77	2	90	42	14	6	.379	.331

2012: Hit a game-winning, three-run home run in the top of the 9th at Potomac in a 6-4 win on July 4...Finished second on Class A Frederick in steals (15) and tied for fourth in walks (35)...**2011:** Began the year with Class A Delmarva, hitting .291 and stealing 12 bases in 14 games...Had 16 hits in 14 games...Was transferred to Frederick on April 25 and went 4-5 with 5 RBI that evening in his Frederick debut at Winston-Salem...Batted .293 in 15 games, with 17 hits and 10 RBI...Hit safely in 11 of 15 games, including 5 multi-hit performances...**2010:** Was named to the New York-Penn League's AL All-Star Team...Led the IronBirds in doubles (16) and tied for the team lead with six steals...Had a career-high four hits July 3 at Hudson Valley...Drove in a career-best four runs July 11 against Auburn...Was promoted to Delmarva on August 22 and spent the remainder of the season with the Shorebirds...**Personal/Amateur:** Attended Auburn University.

MURPHY, TANNER L. [CA]

HT: 5-11; **WT:** 187; **B:** L; **T:** R; **Signed by:** John Gillette; **Born:** July 4, 1992, Phoenix, AZ; **Resides:** Phoenix, AZ; **Acquired:** Orioles 22nd round selection in the 2010 First Year Player Draft

YEAR	CLUB	CL	AVG	G	AB	R	H	TB	2B	3B	HR	RBI	SH	SF	HBP	BB	IB	SO	SB	CS	GDP	SLG	OBP
2010	GCL Orioles	R	.200	16	45	2	9	9	0	0	0	4	1	0	0	4	0	10	0	0	1	.200	.265
2011	GCL Orioles	R	.217	18	60	1	13	19	4	1	0	7	0	1	2	2	0	16	1	0	1	.317	.262
2012	GCL Orioles	R	.188	22	69	4	13	15	2	0	0	6	2	0	0	7	0	9	0	0	3	.217	.263
Minor Lg. Totals			.201	56	174	7	35	43	6	1	0	17	3	1	2	13	0	35	1	0	5	.247	.263

2012: Batted .350 (7-20) with runners on base and two outs...Recorded a hit in five of his last six games of the season...Went 2-4 with 2 RBI on July 28 at the GCL Rays...**2011:** Batted .217 with 4 doubles in 18 games with the Gulf Coast League...Had a season-high three hits on July 7 vs. the GCL Twins...Hit safely in five of final eight games of the year...**2010:** Notched his first professional hit July 1 against the GCL Red Sox...Had back-to-back multi-hit games, July 5-8...**Personal/Amateur:** Graduated from Mountain Ridge (AZ) HS.



BALTIMORE ORIOLES

NARRON, CONNOR REESE [INF]

HT: 6-1; **WT:** 193; **B:** S; **T:** R; **Signed by:** Dominic Viola; **Born:** November 12, 1991, Goldsboro, NC; **Resides:** Goldsboro, NC; **Acquired:** Orioles 5th round selection in the 2010 First Year Player Draft

YEAR	CLUB	CL	AVG	G	AB	R	H	TB	2B	3B	HR	RBI	SH	SF	HBP	BB	IB	SO	SB	CS	GDP	SLG	OBP	
2010	GCL Orioles	R	.206	11	34	0	7	7	0	0	0	4	1	1	2	2	0	11	1	0	1	.206	.282	
	Aberdeen	A	.121	8	33	1	4	5	1	0	0	0	0	0	1	3	1	13	0	0	0	.152	.216	
2011	Aberdeen	A	.211	71	228	18	48	58	10	0	0	16	1	0	4	49	0	47	2	0	6	.254	.359	
2012	Delmarva	A	.232	119	439	49	102	155	21	1	10	58	0	3	5	39	1	101	2	3	8	.353	.300	
Minor Lg. Totals				219	209	734	68	161	225	32	1	10	78	2	4	12	93	2	172	5	3	15	.307	.316

2012: Hit 10 home runs after not hitting any in his first two seasons (90 games)...Led the Shorebirds in hits (102), RBI (58) and total bases (155)...Was second on the team in games played (119) and at-bats (439)...Finished third on the club in home runs (10)...**2011:** Led the club in walks (49, second in the NYPL), was tied for second in games (71) and fourth in doubles (10)...**2010:** Collected his first professional hit August 14 against the GCL Rays...Was promoted to Aberdeen on August 29...**Personal/Amateur:** Graduated from C.B. Aycok (NC) HS.

NIVAR, JOSE RAFAEL [RHP]

HT: 6-1; **WT:** 170; **B:** S; **T:** R; **Signed by:** Carlos Bernhardt and David Stockstill; **Born:** February 28, 1989, La Romana, DR; **Resides:** La Romana, DR; **Acquired:** Signed as a non-drafted free agent on September 7, 2006

YEAR	CLUB	CL	W	L	ERA	G	GS	CG	SHO	SV	IP	H	R	ER	HR	HB	BB	IB	SO	WP	BK
2010	GCL Orioles	R	0	0	5.40	5	0	0	0	0	5.0	3	3	3	1	0	7	0	5	0	1
2011	GCL Orioles	R	2	0	1.83	16	0	0	0	0	19.2	9	4	4	0	1	15	0	19	7	0
	Aberdeen	A	0	0	20.25	1	0	0	0	0	1.1	2	3	3	1	0	3	0	3	3	0
2012	Aberdeen	A	2	3	4.68	20	0	0	0	2	32.2	25	23	17	0	5	30	0	27	8	0
	Delmarva	A	0	3	10.95	10	0	0	0	0	12.1	17	18	15	0	1	17	1	13	10	1
Minor Lg. Totals			4	6	5.32	52	0	0	0	2	71.0	56	51	42	2	7	72	1	67	28	2

2012: Began the season with Class A Delmarva...Held left-handed hitters to a .190 (4-21) batting average with the Shorebirds...Led Class A Aberdeen in appearances (20)...Went 1-3 with a 2.92 ERA (12.1IP, 4ER) in August for the IronBirds...Held right-handed hitters to a .141 (11-78) batting average with Aberdeen...**2011:** Led the GCL O's in games (16), posting a 1.83 ERA in 19.2IP (19 strikeouts)...Appeared in one game for the IronBirds, allowing 3ER on 2H, 3BB and 3WP in 1.1IP...**2010:** Made his debut for the GCL O's, appearing in 5 games.

NOVAK, JAN [LHP]

HT: 6-2; **WT:** 185; **B:** R; **T:** L; **Signed by:** Brett Ward and Mike Snyder; **Born:** January 19, 1994, Prague, Czech Republic; **Resides:** Prague, Czech Republic; **Acquired:** Signed as a non-drafted free agent on November 7, 2012

YEAR	CLUB	CL	W	L	ERA	G	GS	CG	SHO	SV	IP	H	R	ER	HR	HB	BB	IB	SO	WP	BK
2013 WILL BE FIRST PROFESSIONAL SEASON																					

NOWAK, JEREMY A. [OF]

HT: 5-11; **WT:** 199; **B:** S; **T:** R; **Signed by:** Dominic Viola; **Born:** March 17, 1988, Buffalo, NY; **Resides:** Cheektowaga, NY; **Acquired:** Orioles 13th round selection in the 2010 First Year Player Draft

YEAR	CLUB	CL	AVG	G	AB	R	H	TB	2B	3B	HR	RBI	SH	SF	HBP	BB	IB	SO	SB	CS	GDP	SLG	OBP	
2010	Aberdeen	A	.179	52	156	15	28	47	10	3	1	17	2	2	0	17	0	56	0	0	2	.301	.257	
2011	Aberdeen	A	.286	8	28	4	8	15	1	0	2	6	0	0	1	4	0	7	2	0	2	.536	.394	
	Delmarva	A	.234	62	222	24	52	79	16	1	3	21	0	2	3	29	0	51	10	2	8	.356	.328	
2012	Frederick	A	.281	117	452	61	127	176	26	1	7	44	4	3	2	40	1	117	8	5	8	.389	.340	
Minor Lg. Totals				251	239	858	104	215	317	53	5	13	88	6	7	6	90	1	231	20	7	20	.369	.324

2012: Batted .305 in first half of season and was selected to play in the California/Carolina League All-Star Game on June 19 in Winston-Salem, N.C...Led Keys in games played (117), at-bats (452), hits (127), runs scored (61), doubles (26) and total bases (176)...Finished second on the team in walks (40) and third in RBI (44)...**2011:** Had his first 3-hit game on June 24 vs. Staten Island for Class A Aberdeen...Hit over .420 in June and had three 3-hit games for Class A Delmarva...**2010:** Had his first professional hit, a triple, June 18 against Hudson Valley...Had a career-high three hits June 30 against Staten Island...Hit his first professional home run August 21 at Tri-City...**Personal/Amateur:** Attended Mt. Olive (NC) College.

MINOR LEAGUES



OHLMAN, MICHAEL L. [CA]

HT: 6-5; **WT:** 197; **B:** R; **T:** R; **Signed by:** John Martin; **Born:** December 14, 1990, Bradenton, FL; **Resides:** Bradenton, FL; **Acquired:** Orioles 11th round selection in the 2009 First Year Player Draft

YEAR	CLUB	CL	AVG	G	AB	R	H	TB	2B	3B	HR	RBI	SH	SF	HBP	BB	IB	SO	SB	CS	GDP	SLG	OBP	
2009	GCL Orioles	R	.182	4	11	1	2	3	1	0	0	1	0	0	0	1	0	3	1	0	0	.273	.250	
2010	Bluefield	R	.233	50	150	11	35	45	8	1	0	20	1	0	1	17	1	52	2	0	2	.300	.315	
	Delmarva	A	.174	34	109	14	19	31	6	0	2	17	2	3	2	16	0	34	1	0	4	.284	.285	
2011	Delmarva	A	.224	105	375	38	84	115	15	2	4	51	0	2	6	48	0	96	1	2	12	.307	.320	
2012	GCL Orioles	R	.276	8	29	5	8	14	3	0	1	3	0	0	0	2	0	10	1	0	0	.483	.323	
	Delmarva	A	.304	51	171	27	52	78	16	2	28	0	4	1	33	0	27	0	1	4	456	.411		
Minor Lg. Totals				237	252	845	96	200	286	49	5	9	120	3	9	10	117	1	222	6	3	22	.338	.333

2012: Had 14 multi-hit games in 51 played with the Shorebirds and reached base in 47 of 50 games started...Was one of three hitters in the South Atlantic League with 100 or more at-bats to have more walks than strikeouts (33 BB, 27 SO)...Batted .328 in 31 games for Perth of the Australian Baseball League...**2011:** Was selected to the SAL mid-season All-Star team...Led the team in RBI (51), was second in games played (105), third in walks (48) and tied for third in hits (84) and doubles (15)...**2010:** Hit his first professional home run May 20 against Hagerstown...Was transferred to Bluefield on June 7...Had a career-high three hits June 23 at Pulaski...**2009:** Picked up his first professional hit in his second game, August 25 against the GCL Rays...**Personal/Amateur:** Graduated from Lakewood Ranch (FL) HS.

OLIVEIRA, JOE A. [CA]

HT: 5-11; **WT:** 207; **B:** R; **T:** R; **Signed by:** James Keller; **Born:** September 30, 1987, San Diego, CA; **Resides:** San Diego, CA; **Acquired:** Orioles 15th round selection in the 2010 First Year Player Draft

YEAR	CLUB	CL	AVG	G	AB	R	H	TB	2B	3B	HR	RBI	SH	SF	HBP	BB	IB	SO	SB	CS	GDP	SLG	OBP	
2010	Aberdeen	A	.204	36	108	19	22	28	4	1	0	7	2	1	4	14	1	21	1	1	3	.259	.315	
2011	Delmarva	A	.252	39	135	17	34	47	7	0	2	20	4	3	3	14	0	20	3	0	2	.348	.329	
	Frederick	A	.308	9	26	3	8	14	1	1	1	2	0	0	0	2	0	3	1	0	0	.538	.357	
2012	Frederick	A	.209	72	220	23	46	62	8	1	2	14	4	1	2	30	0	42	7	3	6	.282	.308	
Minor Lg. Totals				225	156	489	62	110	151	20	3	5	43	10	5	9	60	1	86	12	4	11	.309	.318

2012: Had an eight-game hit streak from July 5-29, including a three-hit game on July 22 in which he homered...Batted .325 (13-40) against left-handed pitching...Batted .272 (25-92) in the second half of the season...**2011:** Batted .308 in 26 at-bats for Class A Frederick...**2010:** Collected his first professional hit as part of multi-hit game June 23 at Staten Island...Hit safely in seven straight games, July 23-August 5...**Personal/Amateur:** Attended the University of the Pacific.

PALUMBO, ANGELO M. [RHP]

HT: 6-3; **WT:** 180; **B:** R; **T:** R; **Signed by:** Fred Ferreira, Calvin Maduro and Jesus Alfaro; **Born:** November 10, 1995, Maracaibo, Venezuela; **Resides:** Maracaibo, Venezuela; **Acquired:** Signed as a non-drafted free agent on December 8, 2012

YEAR	CLUB	CL	W	L	ERA	G	GS	CG	SHO	SV	IP	H	R	ER	HR	HB	BB	IB	SO	WP	BK
2013 WILL BE FIRST PROFESSIONAL SEASON																					

PARRY, BENNETT STEWART [LHP]

HT: 6-6; **WT:** 225; **B:** L; **T:** L; **Signed by:** Mark Ralston; **Born:** August 7, 1991, San Diego, CA; **Resides:** Poway, CA; **Acquired:** Orioles 40th round selection in the 2011 First Year Player Draft

YEAR	CLUB	CL	W	L	ERA	G	GS	CG	SHO	SV	IP	H	R	ER	HR	HB	BB	IB	SO	WP	BK
2011	GCL Orioles	R	1	0	0.00	2	0	0	0	0	3.0	2	1	0	0	1	1	0	3	2	0
2012	GCL Orioles	R	1	1	2.79	4	3	0	0	0	19.1	13	6	6	1	1	2	0	26	0	0
	Aberdeen	A	0	3	2.63	11	0	0	0	1	27.1	24	12	8	0	1	12	0	26	2	0
Minor Lg. Totals			2	4	2.54	17	3	0	0	1	49.2	39	19	14	1	3	15	0	55	4	0

2012: Began the season with the GCL Orioles...Struck out at least six in each of his four appearances in the GCL, including an eight-strikeout performance in his first game of the year on June 18 against the GCL Twins...Held left-handed hitters to a .150 (3-20) batting average in the GCL...Did not allow a run in his first four appearances for Class A Aberdeen, totaling 9.0 innings...Struck out a season-high 10 in a 4.0-inning appearance on August 11 against Connecticut...Held left-handed hitters to a .185 (5-27) batting average for Aberdeen...**2011:** Made his pro debut, tossing 3.0 scoreless innings in two appearances for the GCL Orioles...**Personal/Amateur:** Attended Cal State Northridge.



BALTIMORE ORIOLES

PELEGRINO, DAN J. [CA]

HT: 5-11; **WT:** 190; **B:** R; **T:** R; **Signed by:** Mark Ralston; **Born:** November 2, 1988, Riverside, CA; **Resides:** Poway, CA; **Acquired:** Signed as a non-drafted free agent on May 1, 2012

YEAR CLUB	CL	AVG	G	AB	R	H	TB	2B	3B	HR	RBI	SH	SF	HBP	BB	IB	SO	SB	CS	GDP	SLG	OBP
2012 GCL Orioles	R	.194	16	36	1	7	9	2	0	0	4	0	1	2	3	0	9	0	0	0	.250	.286
Minor Lg. Totals		.194	16	36	1	7	9	2	0	0	4	0	1	2	3	0	9	0	0	0	.250	.286

2012: Batted .308 (4-13) in July with two doubles and two RBI...Batted .286 (4-14) with runners on base...**Personal/Amateur:** Originally selected by San Francisco in the 49th round of the 2010 First Year Player Draft...Attended the University of California, Riverside.

PENA, JEROME ALEXANDER [2B]

HT: 5-11; **WT:** 185; **B:** S; **T:** R; **Signed by:** Ernie Jacobs; **Born:** November 6, 1988, Tempe, AZ; **Resides:** Carefree, AZ; **Acquired:** Orioles selection in the 38th round of the 2011 First Year Player Draft

YEAR CLUB	CL	AVG	G	AB	R	H	TB	2B	3B	HR	RBI	SH	SF	HBP	BB	IB	SO	SB	CS	GDP	SLG	OBP
2011 GCL Orioles	R	.266	49	177	36	47	64	8	3	1	21	3	3	3	26	0	40	3	5	4	.362	.364
2012 Aberdeen	A	.319	13	47	6	15	22	0	2	1	8	0	2	3	5	0	12	1	1	1	.468	.404
Delmarva	A	.250	21	80	13	20	29	4	1	1	8	1	0	1	8	0	19	3	0	4	.363	.326
Frederick	A	.308	20	78	12	24	34	7	0	1	4	1	0	1	6	0	20	4	0	0	.436	.365
Minor Lg. Totals		.277	103	382	67	106	149	19	6	4	41	5	5	8	45	0	91	11	6	9	.390	.361

2012: Began the season with Class A Aberdeen...Had three multi-hit games in his last four with the IronBirds...Went 2-6 for Class A Delmarva with a double, four RBI and two runs scored on July 16 against Hickory...Hit in 17 of 20 games for Class A Frederick...**2011:** Led the team in runs (36) and walks (26), was tied for second in hits (47) and third in games (49) and at-bats (177)...**Personal/Amateur:** Attended Texas Christian University.

PEREZ, PEDRO JULIO [CA]

HT: 5-10; **WT:** 184; **B:** R; **T:** R; **Signed by:** Carlos Bernhardt, Dave Stockstill; **Born:** May 8, 1991, San Pedro de Macoris, DR; **Resides:** San Pedro de Macoris, DR; **Acquired:** Signed as a non-drafted free agent on December 18, 2008

YEAR CLUB	CL	AVG	G	AB	R	H	TB	2B	3B	HR	RBI	SH	SF	HBP	BB	IB	SO	SB	CS	GDP	SLG	OBP
2009 DSL Orioles	R	.177	33	96	7	17	19	2	0	0	7	1	0	3	5	0	18	3	0	3	.198	.240
2010 DSL Orioles	R	.177	55	130	8	23	26	3	0	0	8	6	0	1	10	0	8	0	3	1	.200	.241
2011 GCL Orioles	R	.269	18	52	4	14	17	3	0	0	8	1	1	0	5	0	1	0	0	2	.327	.328
2012 Aberdeen	A	.107	8	28	1	3	4	1	0	0	3	0	0	0	2	0	9	0	0	0	.143	.167
Minor Lg. Totals		.186	114	306	20	57	66	9	0	0	26	8	1	4	22	0	36	3	3	6	.216	.249

2012: Batted .273 (3-11) with runners in scoring position for Class A Aberdeen...**2011:** Had a season-high five 2-hit games for GCL Orioles...Also hit .286 against right-handed pitching...**2010:** Drove in a run in three straight games June 9-11...**2009:** Had his first professional hit, a double, on June 1.

PETERSIME, ZACHARY W. [RHP]

HT: 6-1; **WT:** 166; **B:** R; **T:** R; **Signed by:** Darin Blair; **Born:** January 19, 1989, Marion, IN; **Resides:** Greenwood, IN; **Acquired:** Orioles 45th round selection in the 2008 First Year Player Draft

YEAR CLUB	CL	W	L	ERA	G	GS	CG	SHO	SV	IP	H	R	ER	HR	HB	BB	IB	SO	WP	BK
2009 GCL Orioles	R	4	2	3.61	11	8	0	0	1	47.1	45	21	19	2	2	25	0	36	4	1
2010 Bluefield	R	1	4	5.09	16	7	0	0	0	53.0	56	33	30	2	3	13	0	26	4	0
2011 Aberdeen	A	0	3	6.47	17	0	0	0	0	32.0	49	26	23	3	1	13	0	17	1	0
2012 Aberdeen	A	0	0	3.00	1	0	0	0	0	3.0	4	1	1	0	0	0	0	0	0	0
Delmarva	A	0	0	2.78	10	0	0	0	5	22.2	19	7	7	0	3	7	0	10	0	1
Norfolk	AAA	0	3	3.86	5	3	0	0	0	16.1	16	8	7	2	0	6	0	13	1	0
Minor Lg. Totals		5	12	4.49	60	18	0	0	6	174.1	189	96	87	9	9	64	0	102	10	2

2012: Converted all five of his save opportunities for Class A Delmarva and finished tied for the team lead in saves...Pitched at least 2.0 innings in seven of his 10 appearances for the Shorebirds...Did not allow a run in his first two games with Triple-A Norfolk, pitching 4.2 innings out of the bullpen, allowing two hits and striking out four...Held left-handed hitters to a .188 (6-32) batting average with the Tides...**2011:** Pitched in 17 games for Delmarva...Had a season-high two 3-strikeout games...**2010:** Tossed a season-high 7.0 scoreless innings and allowed just one hit on August 22 against Elizabethton...Made nine of his first 10 appearances out of the bullpen before moving to the rotation for his final six outings...**2009:** Picked up a win in his first professional appearance on June 23 against the GCL Reds, tossing 5.0 scoreless innings of relief...Recorded his first save in his next outing on July 4, when he pitched 2.0 scoreless innings against the GCL Twins...**Personal/Amateur:** Attended Rend Lake (IL) JC.

MINOR LEAGUES



PETRINI, CHRISTOPHER M. [LHP]

HT: 5-10; **WT:** 222; **B:** R; **T:** L; **Signed by:** James Keller; **Born:** February 11, 1987, San Francisco, CA; **Resides:** San Bruno, CA; **Acquired:** Signed as a non-drafted free agent on June 14, 2010

YEAR	CLUB	CL	W	L	ERA	G	GS	CG	SHO	SV	IP	H	R	ER	HR	HB	BB	IB	SO	WP	BK
2010	GCL Orioles	R	0	1	1.53	6	0	0	2	17.2	10	3	3	0	2	7	0	23	0	0	
	Bluefield	R	3	1	2.22	15	0	0	0	1	24.1	19	8	6	1	3	11	0	29	3	0
2011	Delmarva	A	1	1	5.40	3	0	0	0	0	5.0	5	3	3	1	1	1	0	5	1	0
	Frederick	A	2	2	2.08	30	0	0	0	3	47.2	35	15	11	3	1	21	1	53	6	1
2012	Frederick	A	0	1	1.88	8	0	0	0	1	14.1	6	3	3	0	1	9	1	14	3	0
	Bowie	AA	6	3	2.62	24	0	0	0	1	68.2	59	24	20	1	5	22	0	67	3	0
Minor Lg. Totals			12	9	2.33	86	0	0	0	8	177.2	134	56	46	6	13	71	2	191	16	1

2012: Finished tied for 4th on Double-A Bowie in wins (6) and was 5th in strikeouts (67)...Struck out a career-high eight on April 7...Worked a career high 4.1 innings on August 7...**2011:** Pitched in 3 games for Class A Delmarva...Had a season-high 5-strikeouts for Class A Frederick on July 30 at Potomac and had an ERA of 2.08 in 30 games...**2010:** Struck out 19 over his final four appearances with the GCL Orioles before being promoted to Bluefield on July 17...Won his first professional game August 6 at Elizabethton...**Personal/Amateur:** Attended the University of California-Berkeley.

PETTIT, CHRISTOPHER MICHAEL [OF]

HT: 6-0; **WT:** 200; **B:** R; **T:** R; **Signed by:** Bobby DeJardin (Angels); **Born:** August 15, 1984, Pasadena, CA; **Resides:** San Dimas, CA; **Acquired:** Signed as a free agent on January 28, 2013

YEAR	CLUB	CL	AVG	G	AB	R	H	TB	2B	3B	HR	RBI	SH	SF	HBP	BB	IB	SO	SB	CS	GDP	SLG	OBP
2006	Orem	R	.336	68	226	41	76	128	25	3	7	54	0	1	14	31	1	48	5	1	5	.566	.445
2007	Cedar Rapids	A	.346	64	228	47	79	132	24	1	9	41	0	3	12	23	3	41	17	4	4	.579	.429
	Rancho Cucamonga	A	.309	69	265	54	82	133	20	2	9	54	1	2	3	36	1	48	13	3	5	.502	.395
2008	AZL Angels	R	.231	3	13	3	4	1	0	0	2	0	0	0	0	2	0	2	0	0	0	.308	.333
	Arkansas	AA	.248	61	222	27	55	89	12	2	6	26	4	1	8	16	0	39	5	2	4	.401	.320
2009	AZL Angels	R	.357	4	14	2	5	6	1	0	0	1	0	0	0	3	0	6	1	0	0	.429	.471
	Salt Lake	AAA	.321	96	371	70	119	179	30	3	8	58	1	3	8	31	0	62	18	2	9	.482	.383
	LOS ANGELES (AL)	MLB	.286	10	7	2	2	2	0	0	0	0	0	0	0	0	0	1	0	0	1	.286	.286
2010	INJURED - DID NOT PLAY																						
2011	LOS ANGELES (AL)	MLB	--	1	0	0	0	0	0	0	0	0	0	0	0	0	0	0	0	0	0	--	--
	Salt Lake	AAA	.167	59	209	23	35	56	8	2	3	33	3	3	5	23	0	51	3	4	5	.268	.263
	Arkansas	AA	.195	65	246	40	48	84	13	1	7	34	3	4	7	29	0	74	15	2	5	.341	.294
2012	Jackson	AA	.279	63	215	30	60	96	16	4	4	26	3	0	5	23	0	61	7	2	3	.447	.362
	Colorado Springs	AAA	.278	6	18	2	5	6	1	0	0	1	0	0	0	2	0	4	0	0	0	.333	.350
	Tulsa	AA	.293	19	58	11	17	30	4	0	3	8	1	1	0	3	0	18	1	0	1	.517	.323
Minor Lg. Totals			.280	577	2085	350	584	943	155	18	56	338	16	18	62	222	5	454	85	20	41	.452	.364
ML Totals			.286	11	7	2	2	2	0	0	0	0	0	0	0	0	0	1	0	0	1	.286	.286

2012: Hit a combined .282/.354/.454 in 88 games between Double-A Jackson, Double-A Tulsa and Triple-A Colorado Springs...**2011:** Hit a combined .182/.279/.308 in 124 games between Double-A Arkansas, Triple-A Salt Lake and Los Angeles (AL)...**2010:** Suffered a shoulder injury and torn labrum while leaping over catcher to avoid a tag and diving back to the plate in a Winter League game in the Dominican Republic...Rehabilitated the shoulder and received a cortison shot before opting for surgery in March...Missed the entire season...**2009:** Led Triple-A Salt Lake in batting average (.321)...Named Organizational Player of the Month for April when he batted .424 with nine doubles, one home run and 13 RBI...Hit safely in 24 of 25 games played from April 22-May 18...Placed on DL on June 5 with fractured left hamate, activated July 21...Made Major League debut on September 8 vs. the Yankees as a pinch hitter and went 0-1...**2008:** Played for Scottsdale Scorpions in Arizona Fall League, batting .359 (52-145) with 30 runs scored, 13 doubles, one triple, four home runs and 20 RBI in 37 games...**2007:** Named the Organizational Player of the Year after batting .327 (161-493) between Class A Rancho Cucamonga and Class A Cedar Rapids...Led all Angels minor leaguers in RBI and ranked 4th in average and stolen bases...**2006:** Led Pioneer League in doubles (25)...Named to 2006 Pioneer League All-Star Team. **Personal/Amateur:** Originally selected by the Angels in the 19th round of the 2006 First Year Player Draft...Attended Loyola Marymount University.



BALTIMORE ORIOLES

PETTIT, JACOB ADAM [LHP]

HT: 6-1; **WT:** 188; **B:** L; **T:** L; **Signed by:** James Keller; **Born:** October 28, 1986, Mussula, MT; **Resides:** Independence, OR; **Acquired:** Orioles 42nd round selection in the 2010 First Year Player Draft

YEAR	CLUB	CL	W	L	ERA	G	GS	CG	SHO	SV	IP	H	R	ER	HR	HB	BB	IB	SO	WP	BK
2010	Bluefield	R	3	5	2.68	11	1	1	0	0	57.0	57	26	17	4	5	4	0	50	0	1
	Aberdeen	A	0	0	1.80	1	0	0	0	0	5.0	2	1	1	0	0	1	0	5	0	0
2011	Delmarva	A	5	4	4.42	16	15	0	0	0	93.2	108	52	46	8	3	30	0	65	4	1
	Frederick	A	7	0	1.62	10	10	0	0	0	55.2	42	12	10	4	4	15	0	41	0	1
2012	Bowie	AA	11	3	3.86	24	21	0	0	0	123.2	114	57	53	16	8	24	1	86	3	0
Minor Lg. Totals			26	12	3.41	62	57	1	0	0	335.0	323	148	127	32	20	74	1	247	7	3

2012: Led team and was 2nd in Eastern League in WHIP (1.12)...Had best winning percentage in EL (.786, 11-3)...Led team and was 2nd among Orioles farmhands in wins (11)...Led club in innings pitched (123.2) and was tied for the team lead in games started (21)...Was second on team in strikeouts (86)...Took a no-hitter into the eighth inning against Trenton on August 18...**2011:** Was promoted to Frederick from Delmarva on July 13...Was the Orioles Organizational Pitcher of the Month for August when he went 2-0 with a 2.57 ERA (28.0IP, 8ER) with 22 strikeouts in five games...In the playoffs, Pettit led all Keys pitchers and tied for first in the CL in wins, going 2-0 with a 1.50 ERA in 12.0IP with a complete game...**2010:** Earned his first professional win July 17 at Greenville...Struck out a career-high 11 batters July 27 against Pulaski...Allowed two earned runs or less in 10 of his 11 starts with Bluefield...Tossed a complete game August 20 against Bristol...Was promoted to Aberdeen for one start on September 1...**Personal/Amateur:** Attended Western Oregon State College.

PEZZAROSSO, PAOLO ANDREE [OF]

HT: 6-1; **WT:** 200; **B:** R; **T:** R; **Signed by:** Fred Ferreira, Ronald Hurtarte; **Born:** March 27, 1993, Guatemala City, Guatemala; **Resides:** Guatemala City, Guatemala; **Acquired:** Signed as a non-drafted free agent on May 16, 2012

YEAR	CLUB	CL	AVG	G	AB	R	H	TB	2B	3B	HR	RBI	SH	SF	HBP	BB	IB	SO	SB	CS	GDP	SLG	OBP
2012	DSL Orioles	R	.100	19	60	3	6	7	1	0	0	0	1	0	0	4	0	30	1	0	2	.117	.156
Minor Lg. Totals			.100	19	60	3	6	7	1	0	0	0	1	0	0	4	0	30	1	0	2	.117	.156

2012: Had hits in back-to-back games in his first two games of the season.

PICHARDO, MIGUEL ANGEL [SS]

HT: 6-1; **WT:** 160; **B:** L; **T:** L; **Signed by:** Felipe Rojas and David Stockstill; **Born:** October 21, 1994, Valverde Mao, DR; **Resides:** Valverde Mao, DR; **Acquired:** Signed as a non-drafted free agent on August 26, 2011

YEAR	CLUB	CL	AVG	G	AB	R	H	TB	2B	3B	HR	RBI	SH	SF	HBP	BB	IB	SO	SB	CS	GDP	SLG	OBP
2012	DSL Orioles	R	.198	49	126	22	25	36	6	1	1	7	1	2	2	31	1	50	3	1	0	.286	.360
Minor Lg. Totals			.198	49	126	22	25	36	6	1	1	7	1	2	2	31	1	50	3	1	0	.286	.360

2012: Tied for second on the DSL Orioles in walks (31)...Hit safely in seven of eight games between July 12-24 and reached base in 15 of 16 games between July 12 and August 6...Walked at least twice in eight of 49 games...Batted .267 (12-45) in July.

PINALES, ELIAS ANTONIO [LHP]

HT: 6-4; **WT:** 155; **B:** L; **T:** L; **Signed by:** Felipe Rojas, Calvin Maduro and David Stockstill; **Born:** November 7, 1992, Bajo de Haina, DR; **Resides:** San Cristobal, DR; **Acquired:** Signed as a non-drafted free agent on August 27, 2010

YEAR	CLUB	CL	W	L	ERA	G	GS	CG	SHO	SV	IP	H	R	ER	HR	HB	BB	IB	SO	WP	BK
2011	DSL Orioles	R	0	3	5.23	11	8	0	0	0	31.0	23	19	18	0	2	29	0	26	8	2
2012	DSL Orioles	R	1	1	5.85	5	5	0	0	0	20.0	20	14	13	1	1	9	0	22	5	0
	GCL Orioles	R	2	3	2.48	8	7	0	0	0	36.1	30	13	10	1	1	9	0	33	2	0
	Aberdeen	A	0	0	9.53	3	0	0	0	0	5.2	8	6	6	0	4	0	9	3	0	0
Minor Lg. Totals			3	7	4.55	27	20	0	0	0	93.0	81	52	47	2	4	51	0	90	18	2

2012: Began the season with the DSL Orioles...Struck out a season-high seven in a 3.0-inning start on June 30 at the DSL Reds...Went 1-1 in August with a 1.80 ERA (20.0IP, 4ER) for the GCL Orioles...Held left-handed hitters to a .056 (1-18) batting average in the GCL...**2011:** Held batters to a .205 average...Made 8 starts (11G), posting 26 strikeouts in 31.0IP.

MINOR LEAGUES



PINEIRO, JOEL ALBERTO [RHP]

HT: 6-0; **WT:** 200; **B:** R; **T:** R; **Born:** September 25, 1978, Rio Piedras, Puerto Rico; **Resides:** Pine Crest, FL; **Acquired:** Signed as a free agent on February 1, 2013

YEAR	CLUB	CL	W	L	ERA	G	GS	CG	SHO	SV	IP	H	R	ER	HR	HB	BB	IB	SO	WP	BK
1997	AZL Mariners	R	1	0	0.00	1	0	0	0	0	3.0	1	0	0	0	1	0	0	4	0	0
	Everett	A	4	2	5.33	18	6	0	0	2	49.0	54	33	29	2	3	18	1	59	3	2
1998	Wisconsin	A	8	4	3.19	16	16	1	0	0	96.0	92	40	34	8	3	28	1	84	3	1
	Lancaster	A	2	0	7.80	9	9	1	1	0	45.0	58	40	39	6	6	22	0	48	2	3
	Orlando	AA	1	0	5.40	1	1	0	0	0	5.0	7	4	3	0	0	2	0	2	0	0
1999	New Haven	AA	10	15	4.72	28	25	4	0	0	166.0	190	105	87	18	5	52	0	116	11	0
200	New Haven	AA	2	1	4.13	9	9	0	0	0	52.1	42	25	24	6	1	12	0	43	0	0
	Tacoma	AAA	7	1	2.80	10	9	2	2	0	61.0	53	20	19	3	3	22	1	41	2	0
	SEATTLE	MLB	1	0	5.59	8	1	0	0	0	19.1	25	13	12	3	0	13	0	10	0	0
2001	Tacoma	AAA	6	3	3.62	18	10	0	0	0	77.0	68	31	31	8	1	33	0	64	4	0
	SEATTLE	MLB	6	2	2.03	17	11	0	0	0	75.1	50	24	17	2	3	21	0	56	2	0
2002	SEATTLE	MLB	14	7	3.24	37	28	2	1	0	194.1	189	75	70	24	7	54	1	136	8	0
2003	SEATTLE	MLB	16	11	3.78	32	32	3	2	0	211.2	192	94	89	19	6	76	3	151	5	0
2004	SEATTLE	MLB	6	11	4.67	21	21	1	0	0	140.2	144	77	73	21	4	43	1	111	4	0
2005	Tacoma	AAA	0	0	1.29	1	1	0	0	0	7.0	5	1	1	1	0	0	0	6	0	0
	SEATTLE	MLB	7	11	5.62	30	30	2	0	0	189.0	224	118	118	23	6	56	4	107	7	1
2006	SEATTLE	MLB	8	13	6.36	40	25	1	0	1	165.2	209	123	117	23	10	64	13	87	4	1
2007	Lowell	A	0	0	0.00	1	1	0	0	0	1.0	0	0	0	0	0	0	0	2	0	0
	BOSTON	MLB	1	1	5.03	31	0	0	0	0	34.0	41	20	19	3	1	14	0	20	3	0
	Pawtucket	AAA	0	0	2.25	2	2	0	0	0	8.0	3	2	2	2	0	0	0	3	1	0
	ST. LOUIS	MLB	6	4	3.96	11	11	0	0	0	63.2	69	29	28	11	1	12	0	40	0	0
2008	Memphis	AAA	0	0	3.00	1	1	0	0	0	6.0	6	2	2	0	0	1	0	5	0	0
	ST. LOUIS	MLB	7	7	5.15	26	25	0	0	0	148.2	180	89	85	22	2	35	0	81	1	0
2009	ST. LOUIS	MLB	15	12	3.49	32	32	3	2	0	214.0	218	94	83	11	8	27	1	105	4	0
2010	LOS ANGELES (AL)	MLB	10	7	3.84	23	23	3	1	0	152.1	155	66	65	15	1	34	6	92	4	0
2011	Inland	A	0	0	0.00	1	1	0	0	0	5.2	6	3	0	0	0	0	2	2	1	0
	LOS ANGELES (AL)	MLB	7	7	5.13	27	24	0	0	0	145.2	182	90	83	16	2	38	3	62	2	0
2012	Norfolk	AAA	1	0	3.65	2	2	0	0	0	12.1	10	5	5	0	1	0	0	9	0	0
	GCL Orioles	R	0	0	2.25	3	3	0	0	0	12.0	9	4	3	0	0	1	0	10	1	0
Minor Lg. Totals			42	26	4.14	121	96	8	3	2	606.1	604	315	279	52	24	197	3	498	28	6
ML Totals			104	93	4.41	335	263	15	6	2	1754.1	1878	912	859	193	51	487	32	1058	44	2

2012: Went 1-0 with a 2.96 ERA (24.1 IP, 8ER) in five starts between Triple-A Norfolk and the GCL Orioles...**2011:** Allowed one earned run in his first two starts with the Angels (12.2IP)...Pitched 6.1 shutout innings in his final start of the season, allowing three hits and striking out four...**2010:** Tossed a team-best 18.0 consecutive scoreless innings from May 5-21...Posted seven straight victories from June 6 to July 15, coming one win shy of career-best win streak...Five wins in June matched his most victories in a calendar month (also July 2003)...Won seven of his final eight decisions, posting a 2.77 ERA (84.1IP, 26ER) over that span to drop ERA from 5.23 to 3.84...Tossed quality starts in 10 of final 11 starts and in 17 of his 23 outings on the season...**2009:** Ranked first in MLB in walks per 9 IP at 1.14 (214.0IP, 27BB)...Faced fewer than 30 batters in each of his three complete games...In final 17 starts, went 9-3...**2008:** Missed first 12 games of the season with right shoulder capsulitis...Made 17 of his 25 starts on the road...**2007:** Was acquired by St. Louis from Boston on July 31, along with cash, for a minor-league player to be named later (Sean Danielson)...Made first Major League start since September 16, 2006 on August 4 at Washington...Made 38 relief appearances between starts...**2006:** Was 7-12 with a 6.62 ERA as a starter and 1-1 with one save and a 4.81 ERA in 15 relief appearances after moving to the bullpen in mid-August...Named AL Player of the Week for May 1-7 (2-0, 1.59 ERA in two starts)...Moved into sole possession of sixth place in all-time Seattle victories with his 57th win on July 24 vs. Toronto...Recorded his first Major League save on September 8 vs. Texas...Pitched for Puerto Rico in the inaugural World Baseball Classic, going 0-1 with a 2.08 ERA (8.2IP, 2ER) in two starts...**2005:** Tied for 10th in the Major Leagues and 4th in the AL with 25 double plays induced...Tossed a complete-game victory at the Angels on July 7 to snap an 11-start winless streak...**2004:** Season came to an end after being placed on the DL on July 26 with a strained flexor bundle in his right elbow...**2003:** Was 8th in the AL in wins, tied for 1st in shutouts, third in day ERA (2.54) and 7th in batting average against (.241)...Set career-highs in wins, innings, starts, complete games, shutouts and strikeouts...Had a 19.2-inning scoreless streak, July 21-31...Helped the Mariners tie a Major League record by using only five starters all season...Was one of four Mariners to log more than 200 innings...Struck out a career-high 12 on May 30 at Minnesota...**2002:** Named Mariners Most Valuable Pitcher after ranking eighth in the AL in ERA...Was second in the league in home ERA (2.55) and 7th in night ERA (2.84)...Was 1-0 with a 0.50 ERA (18IP, ER) in nine relief appearances...Tossed first career complete game shutout on June 12 vs. St. Louis...Tossed 8.0 shutout innings in consecutive starts on July 3 vs. Kansas City and July 11 at Tampa Bay...Went 6-0 with a 1.14 ERA in six starts from June 12-July 11...**2001:** Split season between Triple-A Tacoma and Seattle...Retired the first 51 righthanded batters he faced with Seattle and held them to a .150 batting average for the season...The 0-for-51 streak was the longest in the majors since 1975...Set a team season-high with 11 strikeouts on August 7 vs. Toronto...Was ejected and suspended for three games after hitting Troy Glaus with a pitch on October 2 in Anaheim...**2000:** Split time between Double-A New Haven, Triple-A Tacoma and Seattle...Was 9-1 with a 3.24 ERA in 18 games (17 starts) between the two minor league clubs...Made Major League debut in game one of a doubleheader on August 8 at Chicago and earned the win (6.0IP, 2ER, 5H, 2BB, 4K)...**1999:** Led club in wins and innings pitched...Was third



BALTIMORE ORIOLES

in the Eastern League with four complete games...Led the EL in losses with 15...**1998:** Posted a combined 11-4 record with two complete games and a 4.68 ERA (146.0IP, 76ER) in 26 starts...Named the No. 6 prospect in the Mariners organization by Baseball America...**1997:** Struck out 59 batters in 49 innings pitched.

PINTAR, JAKE A. [RHP]

HT: 6-9; **WT:** 215; **B:** R; **T:** R; **Signed by:** Mark Ralston; **Born:** February 13, 1994, Coto de Caza, CA; **Resides:** Coto de Caza, CA; **Acquired:** Orioles 29th round selection in the 2012 First Year Player Draft

YEAR	CLUB	CL	W	L	ERA	G	GS	CG	SHO	SV	IP	H	R	ER	HR	HB	BB	IB	SO	WP	BK
2012	GCL Orioles	R	0	2	3.57	11	0	0	0	0	17.2	19	8	7	2	1	9	0	11	2	2
Minor Lg. Totals			0	2	3.57	11	0	0	0	0	17.2	19	8	7	2	1	9	0	11	2	2

2012: Six of his 11 appearances for the GCL Orioles were scoreless...Struck out at least one in each of his last six games...Had a 0.82 ERA (11.0IP, ER) at home...**Personal/Amateur:** San Juan Hill (CA) HS.

PLANETA, MICHAEL P. [OF]

HT: 6-4; **WT:** 182; **B:** R; **T:** R; **Signed by:** John Gillette; **Born:** October 17, 1989, Glendale, AZ; **Resides:** Surprise, AZ; **Acquired:** Orioles 27th round selection in the 2009 First Year Player Draft

YEAR	CLUB	CL	AVG	G	AB	R	H	TB	2B	3B	HR	RBI	SH	SF	HBP	BB	IB	SO	SB	CS	GDP	SLG	OBP
2009	Bluefield	R	.288	61	229	29	66	91	12	2	3	29	1	1	2	9	1	68	8	5	3	.397	.320
2010	Delmarva	A	.226	117	438	36	99	123	18	3	0	33	7	4	6	18	0	123	14	8	14	.281	.264
2011	Delmarva	A	.220	102	382	40	84	109	13	3	2	23	7	4	3	14	0	99	12	6	9	.285	.251
2012	Delmarva	A	.272	78	294	43	80	106	19	2	1	27	9	1	1	23	0	78	12	0	4	.361	.326
	Frederick	A	.138	17	58	3	8	13	2	0	1	3	2	1	0	4	0	22	3	3	1	.224	.190
Minor Lg. Totals			.241	375	1401	151	337	442	64	10	7	115	26	11	12	68	1	390	49	49	31	.315	.279

2012: Had a 10-game hit streak with Class A Delmarva from August 5-16, including six multi-hit games...Went 3-4 with a double, a run scored and four RBI on June 30 against West Virginia...Batted .300 (57-190) against right-handed pitching for the Shorebirds...**2011:** Was third on the team in at-bats (382), tied for third in hits (84) and fourth in games played (102)...**2010:** Matched his career-high with three hits five times...Matched a career-best with three RBI three times...**2009:** Led the club in games played (61), hits (66) and batting average (.288)...Finished second on the club in doubles (12) and stolen bases (8)...Hit safely in 17 of 19 games from July 13-August 6, batting .342 (27-79) with 10 runs, five doubles, a triple, a home run and nine RBI...**Personal/Amateur:** Attended Glendale (AZ) JC.

POLANCO, JOEL [CA]

HT: 6-0; **WT:** 206; **B:** R; **T:** R; **Signed by:** Carlos Bernhardt; **Born:** September 27, 1985, San Jose de los Llanos, DR; **Resides:** San Pedro de Macoris, DR; **Acquired:** Signed as a non-drafted free agent on February 14, 2006

YEAR	CLUB	CL	AVG	G	AB	R	H	TB	2B	3B	HR	RBI	SH	SF	HBP	BB	IB	SO	SB	CS	GDP	SLG	OBP
2006	DSL Orioles	R	.195	33	82	6	16	23	4	0	1	7	4	0	0	16	0	14	0	0	7	.280	.327
2007	DSL Orioles	R	.194	44	103	8	20	22	2	0	0	11	2	2	7	26	0	17	0	0	0	.214	.384
2008	DSL Orioles	R	.296	44	98	5	29	37	6	1	0	8	2	1	4	11	0	7	1	1	6	.378	.386
2009	Bluefield	R	.268	39	97	8	26	41	6	0	3	19	0	0	3	6	0	15	0	0	1	.423	.330
2010	Aberdeen	A	.194	23	67	5	13	21	2	0	2	5	2	0	0	2	0	14	0	0	4	.313	.217
2011	Bowie	AA	.500	2	2	0	1	1	0	0	0	1	0	0	0	0	0	0	0	0	0	.500	.500
2012	DID NOT PLAY																						
Minor Lg. Totals			.234	185	449	32	105	145	20	1	6	51	10	3	14	61	0	67	1	1	18	.323	.342

2012: Did not play...**2011:** Played in two games for Double-A Bowie, going 1-2 from the plate with an RBI...**2010:** Had a season-high three hits July 19 at Lowell...**2009:** Hit safely in five straight games, July 28-August 5, during which he batted .375 and had six RBI...Drove in a career-high four runs August 12 at Pulaski...**2008:** Batted .296 with a .386 OBP in his 98 at-bats...Had a season-high four hits August 12 against the DSL Cubs...**2007:** Batted .194 in 44 games in the Dominican Summer League but owned a .384 OBP with 26 BB and 7 HBP in 103 at-bats...**2006:** Batted .195 with one home run and 7 RBI in 33 games for the DSL O's.

MINOR LEAGUES



POMERANZ, STUART MICHAEL (STU) [RHP]

HT: 6-7; **WT:** 220; **B:** R; **T:** R; **Born:** December 17, 1984, Dallas, TX; **Resides:** Collierville, TN; **Acquired:** Signed as a free agent on January 8, 2013

YEAR	CLUB	CL	W	L	ERA	G	GS	CG	SHO	SV	IP	H	R	ER	HR	HB	BB	IB	SO	WP	BK
2003	Johnson City	R	1	1	6.14	4	3	0	0	0	14.2	13	10	10	2	3	4	0	14	0	0
2004	Peoria	A	12	4	3.55	17	17	0	0	0	101.1	95	59	40	10	8	25	0	88	6	1
2005	Palm Beach	A	2	5	3.35	8	8	0	0	0	48.1	56	26	18	1	3	10	0	29	2	0
	Springfield	AA	5	6	5.29	18	18	0	0	0	98.2	110	65	58	12	5	40	0	66	6	0
2006	Springfield	AA	7	4	4.39	18	18	0	0	0	98.1	107	50	48	13	1	30	0	64	4	0
2007	GCL Cardinals	R	0	0	5.79	3	3	0	0	0	4.2	4	3	3	1	0	1	0	4	0	0
	Palm Beach	A	1	2	6.52	3	3	0	0	0	9.2	12	9	7	4	1	2	0	5	0	1
2008	DID NOT PITCH																				
2009	El Paso	IND	0	0	10.80	2	0	0	0	0	1.0	3	2	2	0	-	1	0	0	-	-
	New Jersey	IND	5	6	6.50	16	14	0	0	0	73.1	90	56	53	8	2	31	0	48	1	0
	Texarkana	IND	2	0	1.25	5	5	0	0	0	21.0	11	5	3	0	-	15	0	22	-	-
	Windy City	IND	0	1	3.72	8	0	0	0	0	9.0	8	8	4	1	-	3	0	13	-	-
2010	Tulsa	AA	1	6	3.67	51	0	0	0	18	49.0	57	24	20	5	1	20	1	53	4	0
2011	Chattanooga	AA	0	0	27.00	2	0	0	0	0	1.1	3	5	4	0	0	3	0	2	1	0
2012	Bowie	AA	0	0	0.00	5	0	0	0	1	13.1	7	2	0	0	0	1	0	20	0	0
	Norfolk	AAA	0	0	0.00	5	0	0	0	2	10.0	2	0	0	0	0	2	0	15	1	0
	BALTIMORE	MLB	0	0	3.00	3	0	0	0	0	6.0	7	2	2	1	0	1	0	3	0	0
Minor Lg. Totals			3	7	4.17	134	70	0	0	21	449.1	466	253	208	48	22	138	1	360	24	2
ML Totals			0	0	3.00	3	0	0	0	0	6.0	7	2	2	1	0	1	0	3	0	0

2012: Did not allow an earned run and compiled a 0.51 WHIP in 10 appearances (23.1IP) between Double-A Bowie and Triple-A Norfolk, striking out a combined 35...Made his Major League debut on May 7 against Texas and pitched 3.0 shutout innings...**2011:** Pitched in two games for Double-A Chattanooga...**2010:** Led Double-A Tulsa with a career-high 51 games and also led the team in saves (18)...**2009:** Appeared in 31 combined games between El Paso, New Jersey, Texarkana and Windy City...**2008:** Did not play...**2007:** Split the season between the GCL Cardinals and Class A Palm Beach, making three starts for each club...**2006:** Named a Texas League Mid-Season All-Star after going 7-2 with a 3.71 ERA (85.0IP, 35ER) in 14 starts before the All-Star break...**2005:** Split the season between Palm Beach and Double-A Springfield...Went a combined 7-11 with a 4.65 ERA (147.0IP, 76ER) and a career-high 95 strikeouts between the two clubs...**2004:** Led Class A Peoria with a career-high 12 wins...**2003:** Pitched in four games and started three for Johnson City. **Personal/Amateur:** Originally selected by St. Louis in the 2nd round of the 2003 First Year Player Draft...Graduated from Houston HS (Germantown, TN).

PORTER, CHARLES E. (DUKE) [LHP]

HT: 6-4; **WT:** 185; **B:** L; **T:** L; **Signed by:** Juan Alvarez; **Born:** November 19, 1991, Miami, FL; **Resides:** Miami, FL; **Acquired:** Orioles 35th round selection in the 2012 First Year Player Draft

YEAR	CLUB	CL	W	L	ERA	G	GS	CG	SHO	SV	IP	H	R	ER	HR	HB	BB	IB	SO	WP	BK
2012	GCL Orioles	R	0	0	1.80	6	0	0	0	0	10.0	6	2	2	0	0	4	0	5	1	1
Minor Lg. Totals			0	0	1.80	6	0	0	0	0	10.0	6	2	2	0	0	4	0	5	1	1

2012: Pitched 3.0 scoreless innings without allowing a hit in his first professional appearance...Four of his six appearances for the GCL Orioles were scoreless.

PRADO, MARCEL ALEJANDRO [RHP]

HT: 6-5; **WT:** 175; **B:** R; **T:** R; **Signed by:** Camilo Pascual (Los Angeles Dodgers); **Born:** November 22, 1987, Maracaibo, Venezuela; **Resides:** San Francisco, Venezuela; **Acquired:** Signed as a free agent on November 26, 2012

YEAR	CLUB	CL	W	L	ERA	G	GS	CG	SHO	SV	IP	H	R	ER	HR	HB	BB	IB	SO	WP	BK
2005	DSL Dodgers	R	1	2	3.45	9	8	0	0	0	31.1	18	18	12	2	1	24		34	7	1
2006	DSL Dodgers	R	0	4	8.85	12	4	0	0	0	20.1	25	26	20	1	4	23		19	8	0
2007	DSL Dodgers	R	1	0	1.24	13	4	0	0	0	36.1	23	9	5	0	8	23		41	13	0
2008	Ogden	R	1	1	4.86	21	0	0	0	2	37.0	39	25	20	1	8	25	0	40	8	0
2009	Inland	A	2	2	4.06	41	0	0	0	7	44.1	48	25	20	2	6	28	1	20	3	0
2010	Yuma	IND	0	1	3.60	5	0	0	0	0	5.0	4	3	2	2	1	1	0	1	0	0
	Rio Grande Valley	IND	0	2	18.00	4	1	0	0	0	5.0	10	11	10	0	3	7	1	4	2	0
2012	El Paso	IND	2	3	3.38	44	0	0	0	15	50.2	48	23	19	1	5	20	5	43	5	0
Minor Lg. Totals			5	9	4.09	96	16	0	0	9	169.1	153	103	77	6	27	123	1	154	39	1

2012: Pitched in a career-high 44 games for the El Paso Diablos of the American Association...Saved 15 games and allowed just one home run in 50.2 innings pitched...Following the season, pitched for the Bravos de Margarita of the Venezuelan Winter



BALTIMORE ORIOLES

League, where he went 1-1 with a 3.58 ERA (27.2IP, 11ER) in 32 games...**2011:** Pitched for the Bravos de Margarita of the Venezuelan Winter League, where he went 3-1 with one save and a 2.94 ERA (33.2IP, 11ER) in 26 games...**2010:** Appeared in five games for Yuma of the Golden Baseball League and four games, including one start, for Rio Grande Valley of United League Baseball...Following the season, pitched for Aguilas del Zulia of the Venezuelan Winter League, where he appeared in two games...**2009:** Spent the entire season with Class A Inland...Did not allow an earned run in 10 straight outings (12.0IP) from June 12-July 9...Following the season, pitched for Aguilas del Zulia of the Venezuelan Winter League, where he appeared in seven games and pitched to a 4.15 ERA (4.1IP, 2ER)...**2008:** Posted a 2.30 ERA (15.2IP, 4ER) in his final eight games to lower his ERA to 4.86 from 6.75...Following the season, pitched for Aguilas del Zulia of the Venezuelan Winter League, where he went 1-1 with a 3.57 ERA (17.2IP, 7 ER) in 19 games...**2007:** Struck out a season-high five three times as a starter...In four starts, went 0-0 with a 2.08 ERA (13.0IP, 3ER)...In nine relief appearances, went 1-0 with a 0.77 ERA (23.1IP, 2ER)...**2006:** In four starts, went 0-3 with a 12.96 ERA (8.1IP, 12ER)...In eight relief appearances, went 0-1 with a 6.00 ERA (12.0IP, 8ER)...**2005:** Struck out 34 in 31.1 IP for the DSL Dodgers.

PRICE, MATTHEW RYAN [RHP]

HT: 6-2; **WT:** 215; **B:** R; **T:** R; **Signed by:** Chris Gale; **Born:** September 8, 1989, Sumter, SC; **Resides:** Sumter, SC; **Acquired:** Orioles 7th round selection in the 2012 First Year Player Draft

YEAR	CLUB	CL	W	L	ERA	G	GS	CG	SHO	SV	IP	H	R	ER	HR	HB	BB	IB	SO	WP	BK
2013 WILL BE FIRST PROFESSIONAL SEASON																					

Personal/Amateur: Attended the University of South Carolina.

QUINOWSKI, DAVID M. [LHP]

HT: 5-10; **WT:** 182; **B:** L; **T:** L; **Signed by:** Lee Carballo; **Born:** April 23, 1986, San Bernardino, CA; **Resides:** Scottsdale, AZ; **Acquired:** Signed as a free agent on January 7, 2013

YEAR	CLUB	CL	W	L	ERA	G	GS	CG	SHO	SV	IP	H	R	ER	HR	HB	BB	IB	SO	WP	BK
2005	Salem-Keizer	A	2	1	3.21	19	0	0	0	0	14.0	12	7	5	1	2	14	0	19	3	0
2006	Augusta	A	4	2	1.43	44	0	0	0	4	75.1	36	14	12	1	2	24	2	76	2	0
2007	San Jose	A	1	2	3.27	21	0	0	0	1	33.0	19	14	12	1	0	16	1	35	2	0
2008	INJURED - DID NOT PITCH																				
2009	Salem-Keizer	A	2	1	1.77	22	0	0	0	0	40.2	30	9	8	2	2	18	2	53	2	0
2010	San Jose	A	3	2	2.32	28	0	0	0	2	42.2	35	11	11	2	1	13	0	51	2	0
	Richmond	AA	2	0	2.84	12	0	0	0	1	12.2	10	5	4	1	1	5	1	14	1	0
2011	Richmond	AA	4	3	3.64	40	1	0	0	0	54.1	49	27	22	4	0	19	3	39	7	0
2012	Somerset	IND	0	0	6.10	11	0	0	0	0	10.1	11	7	7	4	0	4	0	6	0	0
	Gary	IND	3	1	2.08	20	0	0	0	1	17.1	10	5	4	0	1	6	0	19	1	0
	Lincoln	IND	0	1	6.23	12	0	0	0	0	13.0	13	12	9	0	0	7	1	14	2	0
Minor Lg. Totals			18	11	2.44	186	1	0	0	8	272.2	191	87	74	12	8	109	9	287	19	0

2012: Spent time with Somerset, Gary and Lincoln, all American Association clubs...Went a combined 3-2 with a 4.43 ERA (40.2IP, 20ER) in 43 games...**2011:** Led Double-A Richmond in appearances (40)...Went 1-0 with a 0.82 ERA (11.0IP, ER) in eight day games...Held left-handed hitters to a .184 (14-76) batting average...**2010:** Split the season between Class A San Jose and Richmond...Went a combined 5-2 with a 2.44 ERA (55.1IP, 15 ER) and 65 strikeouts...**2009:** Held opponents scoreless in 11 of his last 13 appearances, including seven multi-inning scoreless outings...Had a 0.77 ERA (23.1IP, 2ER) at home...**2008:** Missed season with left elbow sprain...**2007:** Held opponents scoreless in his final five appearances (9.1IP) for Class A San Jose...Struck out at least two in 12 of his first 13 appearances, none longer than 2.1 innings...**2006:** Set career bests for ERA (1.43), games (44), saves (4), innings pitched (75.1) and strikeouts (76) with Class A Augusta...Named a South Atlantic League Mid-Season All-Star...34 of his 44 appearances were scoreless...**2005:** Did not allow a run in his first 10 professional appearances with Class A Salem-Keizer. **Personal/Amateur:** Originally selected by San Francisco in the 46th round of the 2004 First Year Player Draft...Graduated from Redlands HS (Redlands, CA).

RECCHIA, MICHAEL [RHP]

HT: 6-0; **WT:** 225; **B:** R; **T:** R; **Born:** April 2, 1989, Crestwood, IL; **Resides:** Crestwood, IL; **Acquired:** Signed as a free agent on January 7, 2013

YEAR	CLUB	CL	W	L	ERA	G	GS	CG	SHO	SV	IP	H	R	ER	HR	HB	BB	IB	SO	WP	BK
2010	Staten Island	A	0	1	4.93	22	0	0	0	1	34.2	30	22	19	1	1	12	0	30	5	0
2011	Staten Island	A	3	2	3.00	9	0	0	0	0	15.0	18	9	5	0	3	3	0	19	2	0
2011	Charleston	A	3	1	2.33	22	0	0	0	0	46.1	37	15	12	3	0	10	0	29	2	2
2012	Windy City	IND	11	3	2.51	24	20	6	5	1	150.1	107	46	42	10	6	56	1	177	6	2
Minor Lg. Totals			6	4	3.37	53	0	0	0	1	96.0	85	46	36	4	4	25	0	78	9	2

MINOR LEAGUES



2012: Led the Frontier League in complete games (6), shutouts (5), innings pitched (150.1) and strikeouts (177)...Tied for the Windy City Thunderbolts team lead in wins (11) and games started (20)...**2011:** In his first eight appearances for Class A Staten Island, went 3-1 with a 0.64 ERA (14.0IP, ER)...Held right-handed hitters to a .208 (21-101) batting average with Class A Charleston...**2010:** Was second on Staten Island in appearances (22)...Held opponents scoreless in nine of his first 10 professional games...Held left-handed hitters to a .214 (12-56) batting average.

RENNIE, LUC WILLIAM [RHP]

HT: 6-2; **WT:** 200; **B:** R; **T:** R; **Signed by:** Mark Ralston; **Born:** April 26, 1994, San Diego, CA; **Resides:** San Diego, CA; **Acquired:** Orioles 16th round selection in the 2012 First Year Player Draft

YEAR	CLUB	CL	W	L	ERA	G	GS	CG	SHO	SV	IP	H	R	ER	HR	HB	BB	IB	SO	WP	BK
2012	GCL Orioles	R	1	1	3.04	12	0	0	0	1	26.2	24	10	9	0	3	9	0	27	2	0
Minor Lg. Totals			1	1	3.04	12	0	0	0	1	26.2	24	10	9	0	3	9	0	27	2	0

2012: Pitched at least 2.0 innings in nine of his 12 appearances...Seven of his appearances were scoreless...Struck out a season-high five twice...Held right-handed hitters to a .206 (14-68) batting average...**Personal/Amateur:** Graduated from Torrey Pines (CA) HS.

RICHARDS, KRISTOPHER CURTIS [SS]

HT: 6-0; **WT:** 190; **B:** R; **T:** R; **Signed by:** Gary Rajsich; **Born:** December 6, 1989, Great Falls, MT; **Resides:** Garner, NC; **Acquired:** Signed as a non-drafted free agent on June 22, 2012

YEAR	CLUB	CL	AVG	G	AB	R	H	2B	3B	HR	RBI	SH	SF	HBP	BB	IB	SO	SB	CS	GDP	SLG	OBP	
2012	GCL Orioles	R	.127	37	118	11	15	22	4	0	1	14	4	2	4	14	0	39	4	1	5	.186	.239
	Aberdeen	A	.077	4	13	0	1	1	0	0	0	0	0	0	1	0	5	0	0	1	.077	.143	
Minor Lg. Totals			.122	41	131	11	16	23	4	0	1	14	4	2	4	15	0	44	4	1	6	.176	.230

2012: Led the GCL Orioles in walks (14)...Went 2-4 with a home run and two RBI on July 12 against the GCL Twins.

RICHARDS, TOMMY J. [2B]

HT: 5-11; **WT:** 190; **B:** R; **T:** R; **Signed by:** Brandon Verley; **Born:** April 27, 1990, Bend, OR; **Resides:** Pullman, WA; **Acquired:** Orioles 24th round selection in the 2012 First Year Player Draft

YEAR CLUB	CL	AVG	G	AB	R	H	TB	2B	3B	HR	RBI	SH	SF	HBP	BB	IB	SO	SB	CS	GDP	SLG	OBP
2012 GCL Orioles	R	.221	34	113	14	25	30	5	0	0	6	0	3	2	5	0	16	0	1	4	.265	.260
Minor Lg. Totals		.221	34	113	14	25	30	5	0	0	6	0	3	2	5	0	16	0	1	4	.265	.260

2012: Went 2-5 with two doubles and a run scored on June 20 against the GCL Red Sox...Batted .444 (12-27) with four doubles when leading off an inning...**Personal/Amateur:** Attended Washington State University.

RICHARDSON, DAVID D. [RHP]

HT: 5-10; **WT:** 172; **B:** R; **T:** R; **Signed by:** John Martin; **Born:** January 31, 1991, Tampa, FL; **Resides:** Tampa, FL; **Acquired:** Orioles 17th round selection in the 2010 First Year Player Draft

YEAR	CLUB	CL	W	L	ERA	G	GS	CG	SHO	SV	IP	H	R	ER	HR	HB	BB	IB	SO	WP	BK
2010	GCL Orioles	R	0	2	10.80	13	0	0	0	1	11.2	12	15	14	0	1	20	1	14	2	0
2011	GCL Orioles	R	2	1	1.69	12	0	0	0	0	16.0	7	4	3	0	3	13	1	13	0	1
2012	Aberdeen	A	3	4	5.58	15	12	0	0	0	61.1	63	45	38	3	5	37	0	54	9	0
Minor Lg. Totals			5	7	5.56	40	12	0	0	1	89.0	82	64	55	3	9	70	2	81	11	1

2012: Finished second on Class A Aberdeen in games started (12) and strikeouts (54)...Was third on the team in innings pitched (61.1)...Pitched out of the bullpen in his first three games and did not allow an earned run in 6.0 innings of work as a reliever, striking out eight...Went 3-4 with a 6.18 ERA (55.1IP, 38ER) in 12 games as a starter...Struck out a career-high nine in a win at Williamsport on August 3...**2011:** Had a 1.69 ERA in 12 games...Held left-handed batters to a .120 average and all hitters to a .137 average...**2010:** Allowed four runs without retiring a batter in his first career appearance on June 21 against the GCL Twins...Tossed a career-high 2.0 innings July 20 against the GCL Twins...**Personal/Amateur:** Attended Hillsborough (FL) JC.



BALTIMORE ORIOLES

RIVERA, JORGE LUIS [LHP]

HT: 6-0; **WT:** 159; **B:** L; **T:** L; **Signed by:** Carlos Bernhardt, Dave Stockstill; **Born:** October 30, 1990, Barahona, DR; **Resides:** Barahona, DR; **Acquired:** Signed as a non-drafted free agent on July 7, 2008

YEAR	CLUB	CL	W	L	ERA	G	GS	CG	SHO	SV	IP	H	R	ER	HR	HB	BB	IB	SO	WP	BK
2008	DSL Orioles	R	0	0	6.55	6	0	0	0	0	11.0	7	8	8	0	1	9	0	14	7	0
2009	DSL Orioles	R	0	2	8.59	4	0	0	0	0	7.1	10	8	7	0	2	9	0	7	3	2
2010	DSL Orioles 2	R	3	4	1.21	20	0	0	0	8	52.0	44	16	7	0	2	23	3	56	11	1
2011	GCL Orioles	R	4	0	1.20	11	1	0	0	2	30.0	23	12	4	0	3	16	0	34	1	1
	Aberdeen	A	1	0	0.00	1	0	0	0	0	3.0	0	0	0	0	0	0	0	2	0	0
2012	Aberdeen	A	1	3	3.26	8	8	0	0	0	30.1	21	13	11	0	4	21	0	34	1	1
	Delmarva	A	0	0	27.00	1	0	0	0	0	0.2	1	2	2	0	0	3	0	0	3	0
Minor Lg. Totals			9	9	2.61	51	9	0	0	10	134.1	106	59	39	0	12	81	3	147	26	5

2012: Struck out a career-high tying eight in back-to-back starts for Class A Aberdeen to end the season on August 30 and September 5...Held left-handed hitters to a .143 (4-28) batting average for the IronBirds...**2011:** Was tied for second in wins (4) and saves (2)...**2010:** Notched his first professional save June 2 against the DSL Mets...Had a career-long outing of 5.1 innings, did not allow a run and earned his first professional win June 10 against the DSL Mets...Struck out a career-high eight June 29 against the DSL Cubs...**2009:** Pitched a career-long 3.1 innings on June 9...Recorded multiple strikeouts in three of his four appearances...**2008:** Went 3.0 scoreless innings, allowing just two hits and striking out four in his final appearance of the season on August 20.

RODRIGUEZ, CARLOS E. [OF]

HT: 6-1; **WT:** 160; **B:** R; **T:** R; **Signed by:** Fred Ferreira and Carlos Moreno; **Born:** March 22, 1995, Caracas, Venezuela; **Resides:** Caracas, Venezuela; **Acquired:** Signed as a non-drafted free agent on November 29, 2012

YEAR	CLUB	CL	AVG	G	AB	R	H	TB	2B	3B	HR	RBI	SH	SF	HBP	BB	IB	SO	SB	CS	GDP	SLG	OBP
2013 WILL BE FIRST PROFESSIONAL SEASON																							

RONA, PITA MICHAEL [INF]

HT: 6-5; **WT:** 195; **B:** R; **T:** R; **Signed by:** David Stockstill, Brett Ward; **Born:** July 25, 1994, Wanganui, New Zealand; **Resides:** Glenfield, Auckland, New Zealand; **Acquired:** Signed as a non-drafted free agent on January 17, 2012

YEAR	CLUB	CL	AVG	G	AB	R	H	TB	2B	3B	HR	RBI	SH	SF	HBP	BB	IB	SO	SB	CS	GDP	SLG	OBP
2013 WILL BE FIRST PROFESSIONAL SEASON																							

ROOF, SHAWN P. [INF]

HT: 5-10; **WT:** 175; **B:** R; **T:** R; **Signed by:** Marty Miller (Tigers); **Born:** August 3, 1984, Champaign, IL; **Resides:** Paducah, KY; **Acquired:** Signed as a free agent on December 4, 2012

YEAR	CLUB	CL	AVG	G	AB	R	H	TB	2B	3B	HR	RBI	SH	SF	HBP	BB	IB	SO	SB	CS	GDP	SLG	OBP
2007	GCL Tigers	R	.250	15	40	7	10	11	1	0	0	5	1	0	3	9	0	6	5	2	0	.275	.423
	Lakeland	A	.217	37	115	7	25	28	3	0	0	15	0	1	1	7	0	27	0	1	7	.243	.266
2008	Lakeland	A	.261	48	153	21	40	48	8	0	0	16	4	0	5	20	0	26	3	5	5	.314	.365
	Erie	AA	.234	42	124	15	29	32	3	0	0	8	4	1	4	11	0	23	1	0	4	.258	.314
2009	Lakeland	A	.258	8	31	5	8	11	1	1	0	3	0	0	0	2	0	5	4	1	2	.355	.303
	Erie	AA	.261	56	184	21	48	59	2	3	1	16	3	1	5	12	0	39	4	2	8	.321	.322
2010	Erie	AA	.223	64	193	27	43	54	7	2	0	15	3	0	5	10	0	46	7	3	5	.280	.279
	Toledo	AAA	.354	25	79	12	28	33	3	1	0	8	1	1	2	11	0	14	4	4	4	.418	.441
2011	Lakeland	A	.348	14	46	7	16	18	2	0	0	7	0	0	2	3	0	11	4	1	0	.391	.412
	Erie	AA	.278	61	151	17	42	49	5	1	0	13	4	0	3	12	0	19	6	8	3	.325	.343
2012	New Britain	AA	.214	50	117	18	25	28	3	0	0	7	2	0	2	6	0	21	6	0	4	.239	.264
Minor Lg. Totals			.255	420	1233	157	314	371	38	8	1	113	22	4	32	103	0	237	44	27	42	.301	.327

2012: Spent the entire season with one affiliate for the first time in his career...Hit .214/.264/.239 in 50 games with Double-A New Britain...Batted .346 (9-26) with runners in scoring position...**2011:** Began the season with Class A Lakeland...Batted .294 (58-197) between Lakeland and Double-A Erie...**2010:** Set career highs in runs (39), hits (71) and stolen bases (11) between Erie and Triple-A Toledo...Batted .299 (26-87) against left-handed pitching with Erie...**2009:** Hit a career-high four triples...Batted .260 (56-215) between Lakeland and Erie...**2008:** Played in a career-high 90 games between Lakeland and Erie and notched a career-high 11 doubles and 24 RBI...**2007:** Batted .250 (10-40) in 15 games with the GCL Tigers...Hit safely in 11 of 12 games for Lakeland from July 3-August 6...**Personal/Amateur:** Originally selected by Detroit in the 33rd round of the 2007 First Year Player Draft...Attended the University of Illinois.

MINOR LEAGUES



ROSA, GARABEZ [INF]

HT: 6-3; **WT:** 199; **B:** R; **T:** R; **Signed by:** Carlos Bernhardt and David Stockstill; **Born:** October 12, 1989, Cotui, DR; **Resides:** Higüey, DR; **Acquired:** Signed as a non-drafted free agent on November 2, 2006

YEAR CLUB	CL	AVG	G	AB	R	H	TB	2B	3B	HR	RBI	SH	SF	HBP	BB	IB	SO	SB	CS	GDP	SLG	OBP
2007 DSL Orioles	R	.275	58	200	31	55	75	10	2	2	17	15	4	3	3	0	44	7	4	2	.375	.290
2008 GCL Orioles	R	.330	49	185	24	61	87	8	3	4	29	3	1	2	1	0	26	4	2	2	.470	.339
Aberdeen	A	.250	6	20	2	5	5	0	0	0	0	0	0	0	2	0	11	0	1	1	.250	.318
2009 Aberdeen	A	.218	64	220	28	48	86	8	6	6	25	3	2	6	8	0	72	1	2	0	.391	.263
Delmarva	A	.125	11	32	2	4	7	0	0	1	5	0	0	0	1	0	7	0	1	0	.219	.152
2010 Delmarva	A	.251	124	459	57	115	166	32	2	5	44	5	1	6	7	0	114	3	3	11	.362	.271
2011 Delmarva	A	.262	66	244	20	64	90	15	1	3	32	5	2	0	6	0	57	3	0	8	.369	.278
Frederick	A	.212	53	179	15	38	53	7	1	2	16	5	0	0	3	0	47	3	0	2	.296	.225
2012 Frederick	A	.245	108	363	37	89	130	16	2	7	45	10	2	4	10	1	87	4	5	15	.358	.272
Minor Lg. Totals		.253	537	1893	215	478	698	96	17	30	213	46	12	21	40	1	463	25	18	41	.369	.274

2012: Rosa finished second on the club in games played (108), at-bats (363) and RBI (45)...Was third on the team in hits (89)...**2011:** Hit .305 in July and had a season-high four 3-hit games for Class A Delmarva...Had 7 multi-RBI games...Batted .212 in 53 games for Class A Frederick...**2010:** Was named to the South Atlantic League's Northern Division All-Star Team...Led the Shorebirds with 32 doubles and was second on the club with 124 games played and 115 hits...Hit .333 with 12 doubles, 12 runs scored and 12 RBI in 20 games in April...Matched a career-high with four hits July 24 against Lakewood...Matched his career-best of three runs scored August 24 at Hickory...**2009:** Led Delmarva with six triples and was tied for third in the NYPL...Also led the club in home runs (6) and tied for the club lead in RBI (25)...Set new career-highs with four hits and three runs scored August 16 at Jamestown...**2008:** Named the Topps GCL Player of the Month for August, during which he hit .370 with six doubles, a triple, two home runs, eight runs and 27 RBI...Finished third in the league in batting average (.330) and hits (61) while leading the club in at-bats (185), games (49) and tied for team lead in triples (3)...Hit in eight straight games, July 27-August 4, during which he hit .464 with four runs, a triple, a home run and eight RBI...**2007:** Batted .275 in 58 games for the Dominican Summer League Orioles...Collected back-to-back 3-hit games, June 25 and 27.

ROSA, JEFFREY [RHP]

HT: 6-3; **B:** R; **T:** R; **Signed by:** Fred Ferreira, Enrique Constante; **Born:** June 5, 1995, Higüey, DR; **Resides:** Higüey, DR; **Acquired:** Signed as a non-drafted free agent on January 14, 2013

YEAR CLUB	CL	W	L	ERA	G	GS	CG	SHO	SV	IP	H	R	ER	HR	HB	BB	IB	SO	WP	BK
2013 WILL BE FIRST PROFESSIONAL SEASON																				

ROSAN, JOSEPH F. [RHP]

HT: 6-0; **WT:** 190; **B:** R; **T:** R; **Signed by:** Mark Ralston; **Born:** February 25, 1991, La Jolla, CA; **Resides:** San Diego, CA; **Acquired:** Signed as a non-drafted free agent on August 6, 2012

YEAR CLUB	CL	W	L	ERA	G	GS	CG	SHO	SV	IP	H	R	ER	HR	HB	BB	IB	SO	WP	BK
2012 GCL Orioles	R	0	0	0.00	3	0	0	0	0	4.0	1	0	0	0	0	1	0	4	0	0
Minor Lg. Totals		0	0	0.00	3	0	0	0	0	4.0	1	0	0	0	0	1	0	4	0	0

2012: Allowed two baserunners in three appearances totaling 4.0 shutout innings for the GCL Orioles...Struck out at least one in each appearance.

RUETTIGER, JOHN WILLIAM (JOHNNY) [OF]

HT: 6-1; **WT:** 185; **B:** L; **T:** L; **Signed by:** John Gillette; **Born:** September 21, 1989, Joilet, IL; **Resides:** Joilet, IL; **Acquired:** Orioles 8th round selection in the 2011 First Year Player Draft

YEAR CLUB	CL	AVG	G	AB	R	H	TB	2B	3B	HR	RBI	SH	SF	HBP	BB	IB	SO	SB	CS	GDP	SLG	OBP
2011 GCL Orioles	R	.462	3	13	3	6	7	1	0	0	0	0	0	0	1	0	2	1	1	0	.538	.500
Delmarva	A	.273	19	77	9	21	27	6	0	3	1	1	0	6	0	13	1	3	0	.351	.321	
2012 Delmarva	A	.305	26	105	17	32	38	6	0	13	0	1	0	13	0	20	10	1	2	.362	.378	
Frederick	A	.274	64	234	38	64	77	10	0	1	12	5	0	2	35	0	32	16	8	3	.329	.373
Bowie	A	.240	9	25	2	6	6	0	0	1	0	0	0	0	4	0	3	2	0	.240	.345	
Minor Lg. Totals		.284	121	454	69	129	155	23	0	1	29	6	2	2	59	0	70	30	13	5	.341	.368

2012: Ranked second among Orioles minor leaguers in stolen bases (28) for the year...Set Keys franchise record with six hits in a game May 17 at Potomac...Hit .338 with 15 runs scored in 19 July games...Finished tied for 4th on the team in walks (35)...**2011:** Had a season-high four 3-hit games and a .672 OPS for Class A Delmarva in 77 at-bats...Hit .462 in 13 at-bats for the GCL Orioles...**Personal/Amateur:** Attended Arizona State University.



BALTIMORE ORIOLES

RUNDLES, RICHARD LAMBERT (RICH) [LHP]

HT: 6-5; **WT:** 210; **B:** L; **T:** L; **Born:** June 3, 1981, Chattanooga, TN; **Resides:** Jefferson City, TN; **Acquired:** Signed as a free agent on January 15, 2013

YEAR	CLUB	CL	W	L	ERA	G	GS	CG	SHO	SV	IP	H	R	ER	HR	HB	BB	IB	SO	WP	BK
1999	GCL Red Sox	R	1	0	2.13	5	1	0	0	0	12.2	13	3	3	1	0	1	0	11	2	0
2000	GCL Red Sox	R	3	1	2.45	9	6	0	0	0	40.1	31	15	11	3	4	10	0	32	0	1
2001	Augusta	A	7	6	2.43	19	19	0	0	0	115.0	109	46	31	5	7	10	0	94	4	0
	Clinton	A	1	1	2.33	4	4	0	0	0	27.0	26	10	7	0	3	3	1	20	1	0
2002	Brevard County	A	2	7	4.08	12	11	0	0	0	57.1	66	34	26	5	2	16	1	31	2	0
2003	Brevard County	A	5	6	2.95	19	19	2	1	0	106.2	111	44	35	2	2	24	0	76	4	1
2004	Brevard County	A	0	1	6.00	1	1	0	0	0	3.0	4	2	2	0	0	2	0	0	0	0
	Harrisburg	AA	3	6	3.42	20	20	0	0	0	102.2	107	50	39	7	8	35	2	65	8	0
2005	Harrisburg	AA	6	13	4.18	27	26	2	0	0	159.1	177	95	74	14	6	49	2	91	5	0
2006	Springfield	AA	5	6	4.60	15	14	1	0	0	86.0	100	52	44	9	4	28	0	47	3	0
	St. Lucie	A	1	2	1.83	3	3	0	0	0	19.2	27	8	4	2	1	6	1	9	0	0
	Binghamton	AA	1	3	4.57	12	7	0	0	0	43.1	53	32	22	4	4	23	1	23	1	0
2007	Akron	AA	3	0	1.83	23	2	0	0	2	34.1	27	10	7	0	4	10	0	29	0	0
	Buffalo	AAA	2	4	2.70	17	0	0	0	0	26.2	28	15	8	1	5	16	3	19	2	0
2008	Buffalo	AAA	5	4	2.91	55	0	0	0	4	52.2	40	18	17	3	1	24	1	60	1	0
	CLEVELAND	MLB	0	0	1.80	8	0	0	0	0	5.0	5	1	1	0	0	3	0	6	0	0
2009	CLEVELAND	MLB	0	0	0.00	1	0	0	0	0	1.0	1	0	0	0	1	1	0	1	0	0
	Columbus	AAA	2	2	4.75	45	0	0	0	1	41.2	54	29	22	3	2	17	0	36	0	0
2010	Memphis	AAA	7	1	3.23	56	0	0	0	0	55.2	56	24	20	4	2	18	2	35	1	1
2011	Memphis	AAA	1	3	1.80	35	0	0	0	1	30.0	24	13	6	3	5	15	3	29	0	0
2012	Lancaster	IND	2	1	3.02	8	8	0	0	0	47.2	40	20	16	7	3	11	0	40	1	0
	Norfolk	AAA	1	0	2.03	4	1	0	0	0	13.1	6	5	3	0	4	5	0	13	1	0
Minor Lg. Totals			56	66	3.34	381	134	5	1	8	1027.1	1059	505	381	66	64	312	17	720	35	3
ML Totals			0	0	1.50	9	0	0	0	0	6.0	6	1	1	0	0	4	0	7	0	0

2012: Made eight starts for Lancaster of the Atlantic League...In his first appearance with Triple-A Norfolk, threw 3.1 shutout innings, allowing just one hit and striking out three to earn the win on June 14 against Toledo...**2011:** Went 1-3 with a 1.80 ERA (30.0IP, 6ER) for Triple-A Memphis...**2010:** Led the Pacific Coast League in appearances (56)...Was fifth on the team in wins (7) despite not starting a game...**2009:** Led Triple-A Columbus in appearances (45)...**2008:** Selected to the International League All-Star team...Appeared in a career-high 63 combined games between Triple-A Buffalo and Cleveland...Made his Major League debut on September 3 against the White Sox and walked the only batter he faced...**2007:** Pitched in the Eastern League playoffs (4 G, 2.25 ER, 2 SV)...Pitched for the Surprise Rafterers of the Arizona Fall League...**2006:** Went 7-11 with a 4.23 ERA (149.0IP, 70ER) between Class A St. Lucie, Double-A Binghamton and Double-A Springfield...**2005:** Ranked 3rd in the Eastern League in complete games (2) and 5th in innings pitched (159.1)...**2004:** Went 3-7 with a 3.49 ERA (105.2IP, 41ER) between Class A Brevard County and Double-A Harrisburg...**2003:** Tied for the Florida State League lead in complete games (2) and shutouts (1)...**2002:** Spent the season with Brevard County, going 2-7 with a 4.08 ERA (57.1IP, 26ER)...**2001:** Struck out a career-high 114 combined between Class A Augusta and Class A Clinton...**2000:** Allowed only 31 hits in 40.1 innings...**1999:** Allowed just one walk in 12.2 innings.

RUSSELL, WILLIAM S. (STEEL) [CA]

HT: 6-0; **WT:** 192; **B:** L; **T:** R; **Signed by:** Thom Dreier; **Born:** September 5, 1990, Windmoore, PA; **Resides:** Windmoore, PA; **Acquired:** Orioles selection in the 32nd round of the 2012 First Year Player Draft

YEAR	CLUB	CL	AVG	G	AB	R	H	TB	2B	3B	HR	RBI	SH	SF	HBP	BB	IB	SO	SB	CS	GDP	SLG	OBP
2012	GCL Orioles	R	.180	39	128	7	23	27	2	1	0	11	0	2	1	9	0	22	0	0	6	.211	.236
	Delmarva	A	.333	1	3	0	1	1	0	0	0	0	0	0	0	0	0	0	0	0	0	.333	.333
Minor Lg. Totals			.183	40	131	7	24	28	2	1	0	11	0	2	1	9	0	22	0	0	6	.214	.238

2012: Had two three-hit games for the GCL Orioles (July 6 at the GCL Rays and August 21 at the GCL Red Sox)...Batted .284 (19-67) on the road in the GCL...Went 1-3 in his only game with Class A Delmarva...**Personal/Amateur:** Attended Midland (TX) College...Is the son of Orioles bench coach John Russell.

RUTLEDGE, FELIX EMERY (LEX) [LHP]

HT: 6-2; **WT:** 205; **B:** L; **T:** L; **Signed by:** Dave Jennings; **Born:** June 28, 1991, Tupelo, MS; **Resides:** Tupelo, MS; **Acquired:** Orioles 6th round selection in the 2012 First Year Player Draft

YEAR	CLUB	CL	W	L	ERA	G	GS	CG	SHO	SV	IP	H	R	ER	HR	HB	BB	IB	SO	WP	BK
2012	GCL Orioles	R	0	1	1.64	6	0	0	0	0	11.0	9	6	2	0	0	3	0	13	2	0
	Aberdeen	A	0	3	9.49	6	6	0	0	0	12.1	16	17	13	1	0	13	0	12	3	0
Minor Lg. Totals			0	4	5.79	12	6	0	0	0	23.1	25	23	15	1	0	16	0	25	5	0

MINOR LEAGUES



2012: Five of his six appearances for the GCL Orioles were scoreless...Struck out at least one in each of his GCL appearances... Started six games for Class A Aberdeen and struck out a season-high four twice in back-to-back 3.0-inning starts on August 21 and August 27...**Personal/Amateur:** Attended Samford University.

SALAS, DOMINGO [RHP]

HT: 5-11; **WT:** 156; **B:** R; **T:** R; **Signed by:** Carlos Bernhardt and David Stockstill; **Born:** May 11, 1991, Hato Mayor, DR; **Resides:** Hato Mayor, DR; **Acquired:** Signed as a non-drafted free agent on June 10, 2009

YEAR	CLUB	CL	W	L	ERA	G	GS	CG	SHO	SV	IP	H	R	ER	HR	HB	BB	IB	SO	WP	BK
2009	DSL Orioles	R	0	3	2.35	8	0	0	0	0	15.1	10	7	4	0	1	13	0	6	4	0
2010	DSL Orioles	R	3	5	3.13	13	13	0	0	0	69.0	66	34	24	0	6	23	0	43	3	1
2011	DSL Orioles	R	6	1	1.99	23	0	0	0	4	49.2	36	13	11	0	2	35	2	45	8	1
2012	GCL Orioles	R	3	2	3.96	12	5	0	0	1	36.1	45	18	16	1	0	14	0	34	4	1
	Aberdeen	A	0	0	0.00	1	0	0	0	0	1.0	1	2	0	0	0	2	0	1	0	0
Minor Lg. Totals			12	11	2.89	57	18	0	0	5	171.1	158	74	55	1	9	87	2	129	19	3

2012: Tied for third on the GCL Orioles in innings pitched (36.1) and appearances (12)...Five of his seven relief appearances for the GCL Orioles were scoreless...Went 2-0 with one save and a 2.35 ERA (15.1IP, 4ER) as a reliever and 1-2 with a 5.14 ERA (21.0IP, 12ER) as a starter in the GCL...Struck out a career high-tying seven on July 20 at the GCL Rays...**2011:** Was tied for team lead in games (23)...He finished the year 6-1 with a 1.99 ERA (49.2IP, 11ER)...**2010:** Earned his first professional win on June 14 against the DSL Reds when he tossed a career-high 7.0 innings...Struck out a career-high seven August 12 against the DSL Rockies...Went 2-0 and allowed just two earned runs in 18.1 innings pitched in August...**2009:** Pitched 3.0 scoreless innings and struck out two on June 27.

SALAS, GUILLERMO A. [SS]

HT: 6-0; **B:** S; **T:** R; **Signed by:** Fred Ferreira, Carlos Moreno; **Born:** April 21, 1994, Macuto, Venezuela; **Resides:** Caraballeda, Venezuela; **Acquired:** Signed as a non-drafted free agent on January 14, 2013

YEAR	CLUB	CL	AVG	G	AB	R	H	TB	2B	3B	HR	RBI	SH	SF	HBP	BB	IB	SO	SB	CS	GDP	SLG	OBP
2013 WILL BE FIRST PROFESSIONAL SEASON																							

SALAS, JOHAN DANIEL [RHP]

HT: 6-2; **WT:** 195; **B:** R; **T:** R; **Signed by:** David Stockstill, Jesus Alfaro; **Born:** November 11, 1994, San Cristobal, Venezuela; **Resides:** San Cristobal, Venezuela; **Acquired:** Signed by Orioles as a non-drafted free agent on September 22, 2011

YEAR	CLUB	CL	W	L	ERA	G	GS	CG	SHO	SV	IP	H	R	ER	HR	HB	BB	IB	SO	WP	BK
2012	DSL Orioles	R	3	3	3.49	13	1	0	0	0	28.1	32	16	11	1	4	14	3	16	3	0
Minor Lg. Totals			3	3	3.49	13	1	0	0	0	28.1	32	16	11	1	4	14	3	16	3	0

2012: Six of his 12 relief appearances for the DSL Orioles were scoreless...Made one start on June 27 against the DSL Cubs and struck out a season-high seven...Pitched at least 2.0 innings in eight of his 12 relief appearances.

SANTANA, ALEXANDER A. [RHP]

HT: 5-9; **WT:** 178; **B:** S; **T:** R; **Signed by:** Carlos Bernhardt and David Stockstill; **Born:** August 26, 1991, Quisqueya, DR; **Resides:** San Pedro de Macoris, DR; **Acquired:** Signed as a non-drafted free agent on September 21, 2009

YEAR	CLUB	CL	W	L	ERA	G	GS	CG	SHO	SV	IP	H	R	ER	HR	HB	BB	IB	SO	WP	BK
2010	DID NOT PITCH, WAS A POSITION PLAYER																				
2011	DSL Orioles	R	6	2	1.82	17	0	0	0	4	29.2	21	6	6	0	3	13	1	24	3	0
2012	DSL Orioles	R	2	3	1.86	12	0	0	0	2	29.0	14	10	6	0	1	10	0	3	3	1
	GCL Orioles	R	3	1	3.38	6	6	0	0	0	29.1	23	15	11	0	2	12	0	33	2	1
	Aberdeen	A	1	0	0.00	1	0	0	0	0	4.0	1	0	0	0	0	2	0	3	0	0
Minor Lg. Totals			12	6	2.25	36	6	0	0	6	92.0	59	31	23	0	6	37	1	98	8	2

2012: Nine of his 12 appearances for the DSL Orioles were scoreless...Struck out seven in back-to-back appearances, earning a save with 3.2 perfect innings on June 27 and a win after allowing one earned run over 5.0 innings on July 2...Held right-handed hitters to a .123 (7-57) batting average in the DSL...Struck out a career-high eight twice for the GCL Orioles...Won his last three decisions in the GCL...Won in his only appearance for Class A Aberdeen, pitching 4.0 shutout innings and striking out three on September 4 at Vermont...**2011:** Converted from catcher to pitcher in 2011...Had a 1.82 ERA and 6 wins for the DSL Orioles...**2010:** Collected his first career hit June 2 against the DSL Mets...Had a career-high four hits August 7 against the DSL Mets.



BALTIMORE ORIOLES

SAWYER, WYNSTON SELWYN [CA]

HT: 6-1; **WT:** 181; **B:** R; **T:** R; **Signed by:** Mark Ralston; **Born:** November 14, 1991, San Diego, CA; **Resides:** San Diego, CA; **Acquired:** Orioles 8th round selection in the 2010 First Year Player Draft

YEAR	CLUB	CL	AVG	G	AB	R	H	TB	2B	3B	HR	RBI	SH	SF	HBP	BB	IB	SO	SB	CS	GDP	SLG	OBP
2010	GCL Orioles	R	.231	9	26	1	6	9	0	0	1	1	0	0	1	0	0	2	0	0	2	.346	.259
2011	Aberdeen	A	.231	71	255	22	59	79	11	0	3	27	1	2	4	25	1	61	0	2	6	.310	.308
2012	Delmarva	A	.221	86	289	26	64	84	14	0	2	49	0	5	4	39	0	52	2	1	5	.291	.318
Minor Lg. Totals			.226	166	570	49	129	172	25	0	6	77	1	7	9	64	1	115	2	3	13	.302	.311

2012: Walked five times on April 9 at Kannapolis...Had 15 multi-RBI games...Had two eight-game hit streaks (June 15-26 and June 29-July 8)...Batted .264 (42-159) in the second half of the season...**2011:** Was second in games (71) and home runs (3), tied for second in at-bats (255), was third in hits (59), doubles (11) and RBI (27) and was fourth in runs (22) and tied for fourth in walks (25)...**2010:** Had a pair of multi-hit games with the GCL O's (August 16 and August 25, both against the GCL Twins)...Hit his first professional home run on August 25...**Personal/Amateur:** Graduated from Scripps Ranch (CA) HS.

SCHRADER, CLAYTON ALAN (CLAY) [RHP]

HT: 5-11; **WT:** 200; **B:** L; **T:** R; **Signed by:** Rich Morales; **Born:** April 28, 1990, Houston, TX; **Resides:** Humble, TX; **Acquired:** Orioles 10th round selection in the 2010 First Year Player Draft

YEAR	CLUB	CL	W	L	ERA	G	GS	CG	SHO	SV	IP	H	R	ER	HR	HB	BB	IB	SO	WP	BK
2010	Aberdeen	A	1	0	0.00	7	0	0	0	1	8.0	4	2	0	0	0	4	0	10	1	0
	Delmarva	A	0	1	6.75	3	0	0	0	0	4.0	4	3	3	0	1	2	0	6	1	1
2011	Delmarva	A	1	1	2.05	12	0	0	0	2	22	11	7	5	1	0	13	1	38	2	0
	Frederick	A	1	1	1.13	15	0	0	0	3	24	8	3	3	1	1	19	0	35	1	0
2012	Frederick	A	1	1	1.29	23	0	0	0	4	35.0	20	7	5	0	3	27	3	51	3	0
	Bowie	AA	1	0	2.74	19	0	0	0	1	23.0	15	7	7	1	1	24	0	17	4	0
Minor Lg. Totals			5	4	1.78	79	0	0	0	11	116.0	62	29	23	3	6	89	4	157	12	1

2012: Led Class A Frederick in ERA (1.29)...Was third on the team in saves (4) and fourth in appearances (23)...Did not allow an earned run in 20 of 23 appearances and was 4-for-4 in save opportunities...Allowed one earned run in 10 appearances on the road, totaling 15.2 IP...**2011:** Had a 2.05 ERA in 12 games and 38 strikeouts for Class A Delmarva...Had a season-high six strikeouts on May 6 at Asheville...Had a 1.13 ERA and held right-handed batters to a .078 average for Class-A Frederick...**2010:** Picked up his first professional win August 18 vs. Hudson Valley and his first save in his next outing on August 20 at Tri-City...Did not allow an earned run in seven appearances with Aberdeen before being promoted to Delmarva on August 31...Did not allow a hit to a right-handed batter in three games with the Shorebirds...**Personal/Amateur:** Attended San Jacinto (TX) JC.

SCHREURS, RONALD ANDREAS [LHP]

HT: 6-6; **WT:** 205; **B:** L; **T:** L; **Signed by:** Fred Ferreira, Joel Bradley; **Born:** July 14, 1992, Willemstad, Curacao; **Resides:** Kissimmee, FL; **Acquired:** Signed as a non-drafted free agent on August 9, 2012

YEAR	CLUB	CL	W	L	ERA	G	GS	CG	SHO	SV	IP	H	R	ER	HR	HB	BB	IB	SO	WP	BK
2012	GCL Orioles	R	0	0	0.00	2	0	0	0	0	3.0	0	0	0	0	0	1	0	3	0	0
Minor Lg. Totals			0	0	0.00	2	0	0	0	0	3.0	0	0	0	0	0	1	0	3	0	0

2012: Pitched a perfect inning out of the bullpen on August 20 against the GCL Red Sox in his first professional appearance, striking out two.

SEGUI, CORY DAVID [1B]

HT: 6-1; **WT:** 200; **B:** R; **T:** R; **Signed by:** Brady Anderson; **Born:** December 20, 1991, Shawnee Mission, KS; **Resides:** Bucyrus, KS; **Acquired:** Signed as a non-drafted free agent on August 17, 2012

YEAR	CLUB	CL	AVG	G	AB	R	H	TB	2B	3B	HR	RBI	SH	SF	HBP	BB	IB	SO	SB	CS	GDP	SLG	OBP
2012	GCL Orioles	R	.120	5	15	1	2	2	0	0	0	1	0	1	0	1	0	5	0	0	0	.133	.176
	Aberdeen	A	.100	3	10	1	1	1	0	0	0	0	0	0	2	1	0	6	0	0	0	.100	.308
Minor Lg. Totals			.120	8	25	2	3	3	0	0	0	1	0	1	2	2	0	11	0	0	0	.120	.233

2012: Recorded an RBI with a sac fly in his first professional game on August 18 against the GCL Rays. **Personal/Amateur:** Son of former Oriole David Segui.

MINOR LEAGUES



SEVERINO, JANSER [RHP]

HT: 6-2; **WT:** 145; **B:** R; **T:** R; **Signed by:** Carlos Bernhardt and David Stockstill; **Born:** September 16, 1991, La Romana, DR; **Resides:** La Romana, DR; **Acquired:** Signed as a non-drafted free agent on September 19, 2009

YEAR	CLUB	CL	W	L	ERA	G	GS	CG	SHO	SV	IP	H	R	ER	HR	HB	BB	IB	SO	WP	BK
2010	DSL Orioles 2	R	2	8	4.19	15	12	0	0	1	62.1	66	43	29	3	10	21	0	56	10	0
2011	DSL Orioles	R	6	2	1.98	14	12	2	2	0	77.1	53	25	17	1	6	28	0	77	10	0
2012	GCL Orioles	R	1	5	4.89	13	4	0	0	0	38.2	41	25	21	0	6	11	0	38	17	1
	Aberdeen	A	0	0	0.00	3	0	0	0	1	2.2	1	0	0	0	0	1	1	4	0	0
Minor Lg. Totals			9	15	3.33	45	28	2	2	2	181.0	161	93	67	4	22	61	1	175	37	1

2012: Was second on the GCL Orioles in innings pitched (38.2) and strikeouts (38)...Tied for second on the team in appearances (13)...In four starts for the GCL Orioles, went 0-3 with a 4.08 ERA (17.2IP, 8ER)...In nine games as a reliever in the GCL, went 1-2 with a 5.57 ERA (21.0IP, 13ER)...Did not allow a run in his final five appearances for the GCL Orioles, totaling 9.2 innings...Pitched at least 2.0 innings in all but two of his relief appearances for the GCL Orioles...Struck out a season-high six in a July 11 start against the GCL Twins...Struck out two in a perfect inning in his first appearance for Class A Aberdeen on September 1 against Hudson Valley...**2011:** Tied for first in the DSL in shutouts (2) and fifth in innings pitched (77.1)...Led the Orioles in strikeouts (77) and was tied for second for the O's in wins (6)...**2010:** Notched his first professional save June 11 against the DSL Phillies...Recorded his first professional win July 28 against the DSL Marlins...Tossed a career-high 7.0 innings August 10 against the DSL Cubs...Struck out a career-best seven August 16 against the DSL Mets.

SIMMONS, JALEN THOMAS [OF]

HT: 6-4; **WT:** 190; **B:** R; **T:** R; **Signed by:** Arthur McConnehead; **Born:** March 16, 1993, Charleston, SC; **Resides:** St. Mary's, GA; **Acquired:** Orioles 24th round selection in the 2011 First Year Player Draft

YEAR	CLUB	CL	AVG	G	AB	R	H	TB	2B	3B	HR	RBI	SH	SF	HBP	BB	IB	SO	SB	CS	GDP	SLG	OBP
2011	GCL Orioles	R	.169	22	65	4	11	15	4	0	0	4	1	2	5	3	0	29	1	1	1	.253	.231
2012	GCL Orioles	R	.172	38	116	11	20	30	5	1	1	9	0	1	3	8	0	52	2	2	4	.259	.242
Minor Lg. Totals			.171	60	181	15	31	45	9	1	1	13	1	3	8	11	0	81	3	3	5	.249	.246

2012: Had five multi-hit games for the GCL Orioles...Drove in seven runs over a six-game span from July 31 to August 8...Went 2-4 with a triple, a walk and three RBI on August 6 at the GCL Red Sox...**2011:** Batted .169 with four doubles in 22 games for the GCL Orioles...**Personal/Amateur:** Graduated from Camden County (GA) HS.

SIMPSON, ALEXANDER CREEDE [INF]

HT: 6-2; **WT:** 185; **B:** R; **T:** R; **Signed by:** Dave Jennings; **Born:** September 8, 1989, Auburn, AL; **Resides:** Auburn, AL; **Acquired:** Orioles 25th round selection in the 2012 First Year Player Draft

YEAR	CLUB	CL	AVG	G	AB	R	H	TB	2B	3B	HR	RBI	SH	SF	HBP	BB	IB	SO	SB	CS	GDP	SLG	OBP
2012	Aberdeen	A	.234	62	239	29	56	83	6	3	5	28	1	2	1	22	0	60	4	0	3	.347	.299
Minor Lg. Totals			.234	62	239	29	56	83	6	3	5	28	1	2	1	22	0	60	4	0	3	.347	.299

2012: Tied for the team lead in home runs (5)...Was second on the club in RBI (28) and total bases (83)...Finished third on the IronBirds in runs scored (29), hits (56) and walks (22)...Recorded a hit in 12 of 13 games between July 24 and August 8, including three three-hit games...Batted .290 (31-107) with runners on base...**Personal/Amateur:** Attended Auburn University.

SMITH, TIMOTHY JAMES [OF]

HT: 6-3; **WT:** 225; **B:** L; **T:** L; **Born:** June 14, 1986, Toronto, Ontario, Canada; **Resides:** Toronto, Ontario, Canada; **Acquired:** Signed as a free agent on January 17, 2013

YEAR	CLUB	CL	AVG	G	AB	R	H	TB	2B	3B	HR	RBI	SH	SF	HBP	BB	IB	SO	SB	CS	GDP	SLG	OBP
2007	Spokane	A	.284	23	81	18	23	31	5	0	1	9	0	0	4	11	0	16	1	2	1	.383	.396
2008	Clinton	A	.300	121	480	67	144	216	25	4	13	70	3	7	15	33	2	81	21	9	8	.450	.359
2009	Bakersfield	A	.333	35	120	18	40	57	5	0	4	19	0	1	7	10	1	20	7	1	2	.475	.413
	Frisco	AA	.309	36	139	22	43	61	9	0	3	32	2	2	3	14	3	21	8	1	2	.439	.380
	AZL Rangers	R	.333	3	12	2	4	8	1	0	1	2	0	1	0	0	0	4	2	0	0	.667	.308
2010	Northwest Arkansas	AA	.306	95	307	52	94	139	18	0	9	50	6	3	1	33	5	42	15	5	6	.453	.372
2011	AZL Royals	R	.091	4	11	0	1	2	1	0	0	0	0	0	0	2	0	1	2	1	0	.182	.231
	Northwest Arkansas	AA	.311	69	238	38	74	121	13	2	10	49	1	3	3	19	3	37	8	2	4	.508	.365
2012	Lynchburg	A	.320	15	50	10	16	23	4	0	1	6	1	0	3	9	1	6	0	2	1	.460	.452
	Mississippi	AA	.279	55	165	22	46	60	6	1	2	22	0	2	5	13	1	26	3	1	3	.364	.346
Minor Lg. Totals			.303	456	1603	249	485	718	87	7	44	259	13	19	41	144	16	254	67	24	27	.448	.371



BALTIMORE ORIOLES

2013: Played for Team Canada in the 2013 World Baseball Classic...**2012:** In 70 games between Class A Lynchburg and Double-A Mississippi, hit .288/.372/.386 with three home runs and 28 RBI...**2011:** Led Double-A Northwest Arkansas in batting average (.311)...Was third on the team in home runs (10) despite playing in only 69 games...Scored the winning run for Team Canada in the gold medal game at the 2011 Pan Am Games...**2010:** Spent the entire season with Northwest Arkansas...Was successful on 75 percent (15-20) of his stolen base attempts...**2009:** Acquired by the Kansas City Royals with catcher Manuel Pina from the Texas Rangers for pitcher Danny Gutierrez on September 3...Represented Canada at the 2009 Baseball World Cup...**2008:** Was named MVP of the 2008 Midwest League All-Star Game after hitting a game-winning solo homer in the 10th inning...**2007:** Hit his first professional home run on July 16 against Yakima.

SOLER, FERNANDO A. [RHP]

HT: 6-2; **WT:** 180; **B:** R; **T:** R; **Signed by:** Fred Ferreira, Carlos Moreno; **Born:** May 13, 1994, San Francisco, Venezuela; **Resides:** Maracaibo, Venezuela; **Acquired:** Signed as a non-drafted free agent on October 22, 2012

YEAR	CLUB	CL	W	L	ERA	G	GS	CG	SHO	SV	IP	H	R	ER	HR	HB	BB	IB	SO	WP	BK
2013 WILL BE FIRST PROFESSIONAL SEASON																					

SOSNOSKIE, MERRITT A. (BUDDY) [OF]

HT: 6-1; **WT:** 185; **B:** L; **T:** L; **Signed by:** Mal Fichman; **Born:** February 25, 1989, Langhorne, PA; **Resides:** Lewisburg, PA; **Acquired:** Signed as a free agent on November 28, 2012

YEAR	CLUB	CL	AVG	G	AB	R	H	TB	2B	3B	HR	RBI	SH	SF	HBP	BB	IB	SO	SB	CS	GDP	SLG	OBP
2012	Fargo-Moorhead	IND	.339	53	192	35	65	93	18	2	2	31	1	1	1	5	0	24	9	2	--	.484	.357
Minor Lg. Totals																							

2012: Hit .339/.357/.484 for the Fargo-Moorhead Redhaws of the American Association...**Personal/Amateur:** Drafted by the Kansas City Royals in the 25th round of the 2010 First Year Player Draft.

STANIEWICZ, ZACHARY W. [RHP]

HT: 6-3; **WT:** 230; **B:** R; **T:** R; **Born:** March 11, 1986, Hinsdale, IN; **Resides:** Union, SC; **Acquired:** Signed as a free agent on January 22, 2013

YEAR	CLUB	CL	W	L	ERA	G	GS	CG	SHO	SV	IP	H	R	ER	HR	HB	BB	IB	SO	WP	BK
2009	Coastal	IND	0	0	162.00	1	0	0	0	0	0.1	6	6	6	1	0	0	0	1	0	0
	Alexandria	IND	0	0	13.50	4	0	0	0	1	3.1	9	8	5	2	0	1	0	2	0	1
Minor Lg. Totals			-	-	-	-	-	-	-	-	-	-	-	-	-	-	-	-	-	-	-

2009: Pitched in five combined games in the Continental Baseball League between Coastal and Alexandria, striking out three in 3.2 innings of work.

STARR, SAMUEL N. [INF]

HT: 5-7; **WT:** 160; **B:** R; **T:** R; **Signed by:** James Keller; **Born:** May 31, 1988, Toronto, Ontario, Canada; **Resides:** Toronto, Ontario, Canada; **Acquired:** Orioles 34th round selection in the 2010 First Year Player Draft

YEAR	CLUB	CL	AVG	G	AB	R	H	TB	2B	3B	HR	RBI	SH	SF	HBP	BB	IB	SO	SB	CS	GDP	SLG	OBP
2010	Aberdeen	A	.242	35	132	17	32	38	4	1	0	6	2	1	3	14	0	16	4	0	4	.288	.327
2011	Aberdeen	A	.284	23	88	18	25	39	6	1	2	15	2	1	2	13	0	9	6	1	0	.443	.385
	Delmarva	A	.194	9	31	2	6	6	0	0	0	1	1	0	3	1	0	7	0	2	1	.194	.286
	Frederick	A	.111	3	9	1	1	1	0	0	0	0	0	0	0	2	0	1	0	0	0	.111	.273
2012	Delmarva	A	.238	106	369	42	88	129	25	2	4	41	2	3	14	34	0	59	9	3	14	.350	.324
	Frederick	A	.250	2	4	0	1	1	0	0	0	1	0	0	0	0	0	2	0	0	0	.250	.250
	Norfolk	AAA	.000	1	4	0	0	0	0	0	0	0	0	0	0	0	0	2	0	0	0	.000	.000
Minor Lg. Totals																							

2012: Had a six-game hit streak to start the season for Class A Delmarva...Led the Shorebirds in doubles (25)...Hit a grand slam on April 15 against Greensboro, going 2-4 in the game with a double, a walk, four runs scored and five RBI...Drove in six runs over a three-game span from April 25-28...Hit .314/.429/.549 in 15 day games for the Shorebirds...**2011:** Spent time between Class A Aberdeen, Delmarva and Class A Frederick...Batted .284 with six doubles in 23 games with Aberdeen...Hit safely in six of nine games with Delmarva...Appeared in three games with Frederick...**2010:** Had a pair of hits in his first professional game July 22 vs. Tri-City...Had a career-high three hits three times...**Personal/Amateur:** Attended the University of British Columbia.

MINOR LEAGUES



STIFLER, JASON T. [CA]

HT: 6-1; **WT:** 208; **B:** R; **T:** R; **Signed by:** Dean Albany; **Born:** August 12, 1986, Jarrettsville, MD; **Resides:** Jarrettsville, MD; **Acquired:** Signed as a non-drafted free agent on June 16, 2009

YEAR CLUB	CL	AVG	G	AB	R	H	TB	2B	3B	HR	RBI	SH	SF	HBP	BB	IB	SO	SB	CS	GDP	SLG	OBP
2009 Aberdeen	A	.030	13	33	0	1	1	0	0	0	1	0	0	0	2	0	16	0	0	0	.030	.086
2010 Delmarva	A	.129	24	70	5	9	11	2	0	0	5	1	0	0	3	0	22	0	0	1	.157	.164
2011	INJURED - DID NOT PLAY																					
2012 Frederick	A	.000	1	1	0	0	0	0	0	0	0	0	0	0	0	0	0	0	0	0	.000	.000
Minor Lg. Totals		.096	38	110	5	10	12	2	0	0	6	1	0	0	5	0	38	0	0	1	.115	.138

2012: Went 0-1 as a pinch hitter on May 4 at Carolina...**2011:** Did not play due to injury...**2010:** Played in 24 games with Delmarva...Drove in a pair of runs in his first game of the season April 13 at Greensboro...Had lone multi-hit game of the year May 18 at West Virginia...**2009:** Recorded his first professional hit June 29 at Staten Island...**Personal/Amateur:** Attended Towson University.

TAVERAS, JUNIOR ALEXANDER [CA]

HT: 5-10; **WT:** 187; **B:** R; **T:** R; **Signed by:** Carlos Bernhardt and David Stockstill; **Born:** December 28, 1992, Santo Domingo, DR; **Resides:** Santo Domingo, DR; **Acquired:** Signed by Orioles as a non-drafted free agent on April 21, 2010

YEAR CLUB	CL	AVG	G	AB	R	H	TB	2B	3B	HR	RBI	SH	SF	HBP	BB	IB	SO	SB	CS	GDP	SLG	OBP
2010 DSL Orioles	R	.257	16	35	5	9	11	0	1	0	3	0	0	2	5	0	6	0	0	2	.314	.381
2011 DSL Orioles	R	.173	45	110	11	19	22	1	1	0	12	4	1	2	6	0	18	1	2	3	.200	.227
2012 DSL Orioles	R	.358	26	81	8	29	38	7	1	0	20	0	2	2	5	0	4	1	0	1	.469	.400
Minor Lg. Totals		.252	87	226	24	57	71	8	3	0	35	4	3	6	16	0	28	2	2	6	.314	.315

2012: Batted .387 (24-62) against right-handed pitching...Drove in eight runs over a four-game span from June 15-19...Ended the season on an eight-game hit streak (July 3-12)...**2011:** Collected 12 RBI in 45 games for the DSL Orioles...Hit safely in six of eight games, July 6-18.

TAYLOR, MATTHEW ALLEN [LHP]

HT: 6-2; **WT:** 185; **B:** R; **T:** L; **Signed by:** Arthur McConnehead; **Born:** April 1, 1991, Atlanta, GA; **Resides:** Midland, GA; **Acquired:** Orioles 5th round selection in the 2011 First Year Player Draft

YEAR CLUB	CL	W	L	ERA	G	GS	CG	SHO	SV	IP	H	R	ER	HR	HB	BB	IB	SO	WP	BK
2011 GCL Orioles	R	0	0	0.00	2	0	0	0	0	2.0	1	0	0	0	0	0	0	3	0	0
Aberdeen	A	2	1	6.88	10	0	0	0	0	17.0	20	14	13	0	0	15	0	14	5	0
2012 Delmarva	A	5	7	4.33	23	12	2	0	1	95.2	103	59	46	7	6	41	0	85	14	1
Minor Lg. Totals		7	8	4.63	35	12	2	0	1	114.2	124	73	59	7	6	56	0	102	19	1

2012: Began the season in the bullpen and went 1-1 with one save and a 3.72 ERA (29.0IP, 12ER) in 11 games as a reliever...Started his last 12 games and went 4-6 with a 4.59 ERA (66.2IP, 34ER) as a starter, pitching two complete games...Struck out a season and career high-tying seven on May 13 against Kannapolis in 3.2 innings of work...Finished second on the Shorebirds in strikeouts (85)...Was 1-0 with one save and a 2.30 ERA (27.1IP, 7ER) in day games...Held opponents to a .167 (10-60) batting average with runners in scoring position and two outs...**2011:** Appeared in 10 games for Class A Aberdeen posted 14 strikeouts in 17.0 innings...Pitched 2.0 scoreless innings (2G) for the GCL O's, striking out three batters and giving up one hit...**Personal/Amateur:** Attended Middle Georgia College.

THOMAS, SCOTT G. [CA]

HT: 5-11; **WT:** 200; **B:** L; **T:** R; **Born:** March 21, 1985, St. Louis, MO; **Resides:** Las Vegas, NV; **Acquired:** Signed as a free agent on January 25, 2012

YEAR CLUB	CL	AVG	G	AB	R	H	TB	2B	3B	HR	RBI	SH	SF	HBP	BB	IB	SO	SB	CS	GDP	SLG	OBP
2006 State College	A	.190	39	126	5	24	31	3	2	0	6	1	3	3	7	1	26	2	1	2	.246	.245
2007 GCL Cardinals	R	.385	10	26	3	10	11	1	0	0	6	0	0	0	1	0	7	0	0	0	.423	.407
2008 Williamsport	A	.235	30	102	7	24	32	8	0	0	10	1	1	1	3	0	33	0	1	2	.314	.262
Reading	AA	.000	1	3	0	0	0	0	0	0	0	0	0	0	0	0	1	0	0	0	.000	.000
2009	DID NOT PLAY																					
2010	DID NOT PLAY																					
2011 Road Warriors	IND	.143	13	35	2	5	5	0	0	0	1	0	0	0	2	0	10	0	0	0	.143	.189
Shreveport-Bossier	IND	.333	12	39	4	13	14	1	0	0	4	0	0	0	3	0	8	1	0	0	.359	.381
2012 Frederick	A	.194	11	31	1	6	6	0	0	0	2	0	1	0	0	0	10	0	1	1	.194	.188
Bowie	AA	.231	5	13	1	3	4	1	0	0	0	0	0	0	1	0	1	0	0	1	.308	.286
Norfolk	AAA	.143	5	14	2	2	2	0	0	0	0	0	0	0	0	0	5	0	0	1	.143	.143
Minor Lg. Totals		.232	113	354	23	82	100	14	2	0	28	2	5	4	15	1	91	3	3	7	.282	.267



BALTIMORE ORIOLES

2012: Began the season with Class A Frederick...Batted .286 (4-14) at home for the Keys...Scored a run in both of his final two games of the season with Triple-A Norfolk...**2011:** Batted .333 (13-39) with Shreveport-Bossier...**2010:** Did not play...**2009:** Did not play...**2008:** Hit .235 with eight doubles and 10 RBI in 30 games with Class A Williamsport...Had a six-game hit streak to start the season...Played one game with Double-A Reading...**2007:** Hit .385, collecting 10 hits in 10 games with the GCL Cardinals...Had a season-high three hits on August 21 at the GCL Mets...**2006:** Hit three doubles and two triples in 39 games for Class A State College...Had a season-high 3 RBI on June 22 at Williamsport. **Personal/Amateur:** Originally selected by St. Louis in the 30th round of the 2006 First Year Player Draft...Attended Missouri Baptist University.

TOLLIVER, ASHUR J. [LHP]

HT: 5-11; **WT:** 163; **B:** L; **T:** L; **Signed by:** Jim Richardson; **Born:** January 24, 1988, Little Rock, AR; **Resides:** Sherwood, AR; **Acquired:** Orioles 5th round selection in the 2009 First Year Player Draft

YEAR	CLUB	CL	W	L	ERA	G	GS	CG	SHO	SV	IP	H	R	ER	HR	HB	BB	IB	SO	WP	BK
2009	Aberdeen	A	1	0	0.00	3	0	0	0	0	8.0	6	0	0	0	1	2	0	7	0	0
2010	Aberdeen	A	0	1	5.77	20	0	0	0	0	39.0	40	26	25	2	5	16	0	29	0	0
2011	Delmarva	A	1	2	2.27	24	0	0	0	0	39.2	35	10	10	3	0	16	2	41	5	0
	Frederick	A	1	1	3.00	5	0	0	0	1	9.0	8	3	3	2	1	0	0	8	0	0
2012	INJURED - DID NOT PITCH																				
Minor Lg. Totals			3	4	3.57	52	0	0	0	1	95.2	89	39	38	7	7	34	2	85	5	0

2012: Did not pitch due to injury...**2011:** Had a 2.27 ERA and 41 strikeouts for Class A Delmarva...Pitched in nine games for Class A Frederick and had a 3.00 ERA...**2010:** Was second on the IronBirds with 20 appearances...Tossed a season-high 3.0 innings July 17 at Lowell...Pitched to a 2.35 ERA over eight appearances in August...**2009:** Notched his first win in his second professional appearance, tossing 3.0 scoreless innings September 1 at Tri-City...**Personal/Amateur:** Attended Oklahoma City University.

TORRES, DENNIS RICHARD [RHP]

HT: 6-3; **WT:** 200; **B:** R; **T:** R; **Signed by:** Ted Lekan; **Born:** May 17, 1990, Lawrence, MA; **Resides:** Lawrence, MA; **Acquired:** Orioles 28th round selection in the 2012 First Year Player Draft

YEAR	CLUB	CL	W	L	ERA	G	GS	CG	SHO	SV	IP	H	R	ER	HR	HB	BB	IB	SO	WP	BK
2012	GCL Orioles	R	0	0	0.00	2	0	0	0	0	2.1	2	0	0	0	0	0	0	2	0	0
Minor Lg. Totals			0	0	0.00	2	0	0	0	0	2.1	2	0	0	0	0	0	0	2	0	0

2012: Struck out two in his first professional appearance, throwing 1.1 scoreless innings on June 30 at the GCL Rays...Pitched a perfect inning in his second appearance at the GCL Twins...**Personal Amateur:** Attended University of Massachusetts-Amherst.

TOWNSEND, TYLER PIERSON [1B]

HT: 6-1; **WT:** 194; **B:** L; **T:** R; **Signed by:** John Martin; **Born:** May 14, 1988, Lewes, DE; **Resides:** Lewes, DE; **Acquired:** Orioles 3rd round selection in the 2009 First Year Player Draft

YEAR	CLUB	CL	AVG	G	AB	R	H	TB	2B	3B	HR	RBI	SH	SF	HBP	BB	IB	SO	SB	CS	GDP	SLG	OBP
2009	Aberdeen	A	.143	31	119	11	17	36	7	0	4	16	0	1	3	10	0	39	1	1	4	.303	.226
2010	GCL Orioles	R	.385	3	13	3	5	9	4	0	0	5	0	0	0	1	0	2	0	0	0	.692	.429
	Delmarva	A	.342	30	117	16	40	65	12	2	3	26	0	0	2	9	0	18	0	1	7	.556	.398
	Frederick	A	.284	19	67	6	19	37	5	2	3	14	0	0	1	10	0	15	1	0	2	.552	.385
2011	GCL Orioles	R	.235	5	17	3	4	9	2	0	1	8	0	1	0	3	0	4	0	0	0	.529	.333
	Frederick	A	.317	67	252	43	80	147	24	2	13	50	0	2	6	11	1	64	2	2	0	.583	.358
2012	GCL Orioles	R	.152	10	33	3	5	15	1	0	3	8	0	0	0	3	0	12	0	0	1	.455	.222
	Aberdeen	A	.429	4	14	3	6	8	2	0	0	0	0	0	1	1	0	1	0	0	1	.571	.500
	Frederick	A	.254	33	118	14	30	44	5	0	3	18	0	2	1	15	1	31	0	1	2	.373	.338
	Bowie	AA	.247	21	73	11	18	38	2	0	6	13	0	0	0	10	0	24	0	0	1	.521	.337
Minor Lg. Totals			.272	223	823	113	224	408	64	6	36	158	0	6	14	73	2	210	4	5	18	.496	.340

2012: Began the season with Double-A Bowie...Had five multi-hit games and four multi-RBI games in his first nine contests...Batted .364 (8-22) with four home runs and eight RBI in six day games with the Baysox...Went 4-8 with three home runs and seven RBI over two games on June 28-29...Batted .364 (8-22) against left-handed pitching with Class A Frederick...Went 3-5 with a home run and three RBI in his season finale with the Keys on September 3 against Carolina...**2011:** Was the Orioles Player of the Month for May, when he went 27-for-96 (.281) with five doubles, a triple, five home runs, 14 RBI, three walks and 11 runs scored in 24 games...He was selected to the Carolina League mid-season All-Star team...Townsend played only 67 games for Frederick and led the team in home runs (13), RBI (50), was second in doubles (24) and tied for fourth in runs scored

MINOR LEAGUES



(43)...**2010:** Hit safely in his first three games of the season with Delmarva before suffering a left hamstring strain...Returned to the Shorebirds on June 24 and went 2-4 with a double...Hit .354 (29-82) with 10 doubles, two triples, three home runs, 13 runs scored and 21 RBI in 21 games in June with the Shorebirds...Had a career-high six RBI July 21 at Hickory...Was promoted to Frederick on July 24...Played in just three games with the Keys before missing nearly a month after re-injuring his hamstring...Returned to Frederick on August 20 and for the remainder of the season hit .328 (19-58) with five doubles, two triples, three home runs and 14 RBI over 16 games...Was named the Carolina League Player of the Week in back-to-back weeks, August 23-29 and August 30-September 5...**2009:** Drove in a career-best three runs and hit his first professional home run July 11 against Hudson Valley...**Personal/Amateur:** Attended Florida International University.

URRUTIA, HENRY A. [OF]

HT: 6-2; **WT:** 180; **B:** S; **T:** R; **Signed by:** Fred Ferreira; **Born:** February 13, 1987 Las Tunas, Cuba; **Resides:** Port Au Prince, Haiti; **Acquired:** Signed as a non-drafted free agent on July 11, 2012

YEAR CLUB	CL	AVG	G	AB	R	H	TB	2B	3B	HR	RBI	SH	SF	HBP	BB	IB	SO	SB	CS	GDP	SLG	OBP
2013 WILL BE FIRST PROFESSIONAL SEASON																						

Personal: His father, Ermidelio, was a member of Cuba's 1992 Olympic team.

VADER, SEBASTIAN RICHARD [RHP]

HT: 6-2; **WT:** 174; **B:** R; **T:** R; **Signed by:** Mark Ralston; **Born:** June 3, 1992, San Diego, CA; **Resides:** San Marcos, CA; **Acquired:** Orioles 18th round selection in the 2010 First Year Player Draft

YEAR CLUB	CL	W	L	ERA	G	GS	CG	SHO	SV	IP	H	R	ER	HR	HB	BB	IB	SO	WP	BK
2010	GCL Orioles	R	1	0	7.3	9	0	0	0	12.1	8	10	10	2	2	9	0	16	3	0
2011	GCL Orioles	R	2	2	2.45	12	11	0	0	47.2	38	16	13	1	0	16	0	44	4	0
2012	Aberdeen	R	1	8	3.71	14	13	0	0	70.1	77	36	29	1	2	24	0	49	10	0
Minor Lg. Totals		4	10	3.59	35	24	0	0	0	130.1	123	62	52	4	4	49	0	109	17	0

2012: Led Class A Aberdeen in games started (13) and innings pitched (70.1)...Was third on the team in strikeouts (49)...Struck out a career-high eight in his final start of the season on September 1 against Hudson Valley, allowing one earned run in 6.0 innings...Made one relief appearance on August 16 at Lowell and pitched a scoreless inning, striking out two...Went 0-2 with a 1.73 ERA (26.0IP, 5ER) in August...**2011:** Led the club in games started (11), innings pitched (47.2) and was second in strikeouts (44)...**2010:** Earned his first professional win August 16 against the GCL Twins when he tossed a career-high 3.0 scoreless innings of work...Struck out a career-best three on four separate occasions...**Personal/Amateur:** Graduated from San Marcos (CA) HS.

VAHALIK, JAMES W. (JIM) [CA]

HT: 6-3; **WT:** 210; **B:** R; **T:** R; **Signed by:** Mal Fichman; **Born:** November 1, 1988, Columbus, OH; **Resides:** Westerville, OH; **Acquired:** Signed as a free agent on November 28, 2012

YEAR CLUB	CL	AVG	G	AB	R	H	TB	2B	3B	HR	RBI	SH	SF	HBP	BB	IB	SO	SB	CS	GDP	SLG	OBP
2012 London	IND	.282	51	174	21	49	63	6	1	2	24	2	5	4	10	0	28	2	2	--	.362	.326
Washington	IND	.163	27	92	5	15	20	2	0	1	9	0	1	3	3	1	26	0	0	--	.217	.212
Minor Lg. Totals																						

2012: Split the season between the London Rippers/Road Warriors and the Washington WildThings of the Frontier League...Batted a combined .241 (64-266) between the two clubs with three home runs and 33 RBI. **Personal:** Attended the University of Toledo.

VALDEZ, JUAN R. [RHP]

HT: 6-2; **WT:** 160; **B:** R; **T:** R; **Signed by:** Fred Ferreira, Enrique Constante; **Born:** February 6, 1991, Ramon Santana, DR; **Resides:** Ramon Santana, DR; **Acquired:** Signed as a non-drafted free agent on February 4, 2013

YEAR CLUB	CL	W	L	ERA	G	GS	CG	SHO	SV	IP	H	R	ER	HR	HB	BB	IB	SO	WP	BK
2013 WILL BE FIRST PROFESSIONAL SEASON																				



BALTIMORE ORIOLES

VARGAS, YARIEL A. [OF]

HT: 6-0; **WT:** 180; **B:** R; **T:** R; **Signed by:** Fred Ferreira, Enrique Constante; **Born:** September 25, 1994, Moca, DR; **Resides:** Moca, DR; **Acquired:** Signed as a non-drafted free agent on June 25, 2012

YEAR CLUB	CL	AVG	G	AB	R	H	TB	2B	3B	HR	RBI	SH	SF	HBP	BB	IB	SO	SB	CS	GDP	SLG	OBP
2012 DSL Orioles	R	.182	4	11	3	2	2	0	0	0	0	0	0	1	3	0	2	0	0	1	.182	.400
Minor Lg. Totals		.182	4	11	3	2	2	0	0	0	0	0	0	1	3	0	2	0	0	1	.182	.400

2012: Scored a run in both of his first two professional games with the DSL Orioles.

VASQUEZ, OSCAR ANTONIO [INF]

HT: 5-11; **WT:** 150; **B:** S; **T:** R; **Signed by:** Carlos Bernhardt and David Stockstill; **Born:** November 22, 1993, Dajabon, DR; **Resides:** Dajabon, DR; **Acquired:** Signed as a non-drafted free agent on January 10, 2011

YEAR CLUB	CL	AVG	G	AB	R	H	TB	2B	3B	HR	RBI	SH	SF	HBP	BB	IB	SO	SB	CS	GDP	SLG	OBP
2012 DSL Orioles	R	.267	62	221	45	59	77	7	4	1	30	4	1	2	31	0	40	18	7	1	.348	.361
Minor Lg. Totals		.267	62	221	45	59	77	7	4	1	30	4	1	2	31	0	40	18	7	1	.348	.361

2012: Led the DSL Orioles in runs scored (45)...Was second on the team in RBI (30)...Tied for second on the club in walks (31)...Was third on the DSL O's in hits (59), triples (4), total bases (77) and stolen bases (18)...Had a 15-game hit streak from July 20-August 6...Went 3-4 with a home run, three runs scored and five RBI on June 9 at the DSL Cubs...Batted .304 (34-125) against right-handed pitching...Batted .311 (32-103) with runners on base.

VEGA, ANTHONY MICHAEL [CF]

HT: 6-0; **WT:** 195; **B:** L; **T:** R; **Signed by:** Jim Howard; **Born:** December 6, 1990, Patchogue, NY; **Resides:** Patchogue, NY; **Acquired:** Orioles 30th round selection in the 2012 First Year Player Draft

YEAR CLUB	CL	AVG	G	AB	R	H	TB	2B	3B	HR	RBI	SH	SF	HBP	BB	IB	SO	SB	CS	GDP	SLG	OBP
2012 Aberdeen	A	.194	64	232	34	45	74	7	5	4	17	3	1	4	33	0	69	14	2	0	.319	.304
Minor Lg. Totals		.194	64	232	34	45	74	7	5	4	17	3	1	4	33	0	69	14	2	0	.319	.304

2012: Led Class A Aberdeen in runs scored (34), triples (5), walks (33) and stolen bases (14)...Finished second on the team in games played (64) and tied for second in home runs (4)...Had a 10-game hit streak from July 1-14...**Personal/Amateur:** Attended Manhattan College.

VELOZ, HECTOR MIGUEL [3B]

HT: 6-0; **WT:** 183; **B:** R; **T:** R; **Signed by:** Felipe Rojas and David Stockstill; **Born:** February 1, 1994, Santo Domingo, DR; **Resides:** Santo Domingo, DR; **Acquired:** Signed as a non-drafted free agent on July 8, 2010

YEAR CLUB	CL	AVG	G	AB	R	H	TB	2B	3B	HR	RBI	SH	SF	HBP	BB	IB	SO	SB	CS	GDP	SLG	OBP
2011 DSL Orioles	R	.225	67	227	34	51	73	16	0	2	31	2	3	6	37	0	62	6	6	6	.322	.344
2012 GCL Orioles	R	.281	34	121	14	34	56	9	2	3	18	0	1	3	8	0	30	0	0	2	.463	.338
Aberdeen	A	.219	8	32	3	7	9	2	0	0	1	0	0	1	0	0	11	0	0	1	.281	.242
Minor Lg. Totals		.242	109	380	51	92	138	27	2	5	50	2	4	10	45	0	103	6	6	9	.363	.335

2012: Tied for the GCL Orioles lead in home runs (3)...Was second on the team in doubles (9), RBI (18) and total bases (56)...Finished third on the club in hits (34)...Had 12 multi-hit games for the GCL Orioles...Hit a grand slam on August 7 against the GCL Red Sox...Batted .320 (8-25) against left-handed pitching in the GCL...Batted .371 (13-35) for the GCL Orioles when leading off an inning...Recorded a hit in five of his eight games with Class A Aberdeen...Went 2-4 with two doubles and a run scored in his second game with the IronBirds...**2011:** Led the O's in doubles (16; tied for fifth in the DSL), RBI (31), walks (37), was second in games (67), at-bats (227) and second in runs (34).

WADE, THOMAS CHRIS [SS]

HT: 6-0; **WT:** 170; **B:** R; **T:** R; **Signed by:** Matt Anderson (Toronto Blue Jays); **Born:** September 25, 1987, Lexington, KY; **Resides:** Lexington, KY; **Acquired:** Signed as a free agent on December 18, 2012

YEAR CLUB	CL	AVG	G	AB	R	H	TB	2B	3B	HR	RBI	SH	SF	HBP	BB	IB	SO	SB	CS	GDP	SLG	OBP
2009 GCL Marlins	R	.200	1	5	0	1	2	1	0	0	0	0	0	0	1	0	1	0	0	0	.400	.333
Jamestown	A	.277	47	166	24	46	58	6	3	0	18	8	1	7	14	1	29	5	4	3	.349	.356
2010 Jupiter	A	.164	19	61	9	10	74	1	1	1	7	1	1	0	8	0	11	3	0	1	.262	.257

MINOR LEAGUES



YEAR CLUB	CL	AVG	G	AB	R	H	TB	2B	3B	HR	RBI	SH	SF	HBP	BB	IB	SO	SB	CS	GDP	SLG	OBP
Greensboro	A	.233	62	223	17	52	16	19	0	1	17	9	1	0	11	1	32	10	4	3	.332	.268
2011 Windy City	IND	.253	87	300	36	76	104	18	2	2	28	21	2	5	27	0	30	8	2		.347	.323
2012 Windy City	IND	.301	90	345	48	104	132	11	1	5	37	16	2	8	34	0	37	20	6		.383	.375
Minor Lg. Totals		.240	129	455	50	109	150	27	4	2	42	18	3	7	34	2	73	18	8	7	.330	.301

2012: Led the Windy City Thunderbolts of the Frontier League in batting average (.301) and on-base percentage (.375)...Was second on the team in stolen bases (20)...**2011:** Was second on Windy City in doubles (18)...**2010:** Had 13 multi-hit games for Class A Greensboro...Batted .326 (14-43) in 14 day games between Class A Jupiter and Greensboro...**2009:** Batted .344 (21-61) against left-handed pitching with Class A Jamestown...Hit safely in 14 of 16 games from August 14-September 2, including seven multi-hit games. **Personal/Amateur:** Originally selected by Florida in the 11th round of the 2009 First Year Player Draft...Attended the University of Kentucky.

WAGER, BRADY M. [RHP]

HT: 6-1; **WT:** 205; **B:** R; **T:** R; **Signed by:** John Gillette; **Born:** November 17, 1990, Globe, AZ; **Resides:** Miami, AZ; **Acquired:** Orioles 9th round selection in the 2012 First Year Player Draft

YEAR CLUB	CL	W	L	ERA	G	GS	CG	SHO	SV	IP	H	R	ER	HR	HB	BB	IB	SO	WP	BK
2012 GCL Orioles	R	0	2	4.26	6	3	0	0	0	12.2	15	8	6	0	0	5	0	12	0	0
Aberdeen	A	0	2	5.06	6	6	0	0	0	26.2	30	20	15	2	4	6	0	18	4	0
Minor Lg. Totals		0	4	4.81	12	9	0	0	0	39.1	45	28	21	2	4	11	0	30	4	0

2012: Did not allow a run in his first three appearances with the GCL Orioles, totaling 5.0 innings...In three relief appearances in the GCL, went 0-1 with a 1.80 ERA (5.0IP, ER)...Held right-handed hitters to a .192 (5-26) batting average in the GCL...Between the GCL Orioles and Class A Aberdeen, held the first batter of each inning to a .114 (4-35) batting average...**Personal/Amateur:** Attended Grand Canyon University.

WALKER, CHRISTIAN D. [1B]

HT: 6-0; **WT:** 220; **B:** R; **T:** R; **Signed by:** Chris Gale; **Born:** March 28, 1991, Limerick, PA; **Resides:** Limerick, PA; **Acquired:** Orioles 4th round selection of the 2012 First Year Player Draft

YEAR CLUB	CL	AVG	G	AB	R	H	TB	2B	3B	HR	RBI	SH	SF	HBP	BB	IB	SO	SB	CS	GDP	SLG	OBP
2012 Aberdeen	A	.284	22	81	12	23	34	5	0	2	9	0	0	2	10	0	14	2	1	1	.420	.376
Minor Lg. Totals		.284	22	81	12	23	34	5	0	2	9	0	0	2	10	0	14	2	1	1	.420	.376

2012: Batted .284 with two home runs and nine RBI in 22 games...Was named the New York-Penn League Offensive Player of the Week for July 16-23...**Personal/Amateur:** Attended the University of South Carolina.

WALTERS, DAVID LEE [RHP]

HT: 6-2; **WT:** 203; **B:** R; **T:** R; **Signed by:** Dominic Viola; **Born:** August 13, 1987, Baltimore, MD; **Resides:** Marriottsville, MD; **Acquired:** Signed as a non-drafted free agent on June 15, 2009

YEAR CLUB	CL	W	L	ERA	G	GS	CG	SHO	SV	IP	H	R	ER	HR	HB	BB	IB	SO	WP	BK
2009 GCL Orioles	R	0	1	4.50	5	0	0	0	1	10.0	9	5	5	0	0	0	0	9	1	0
Bluefield	R	0	1	4.74	11	0	0	0	1	19.0	21	13	10	2	0	6	0	19	5	0
Aberdeen	A	0	0	2.70	2	0	0	0	0	3.1	2	1	1	0	0	0	0	4	0	0
2010 Aberdeen	A	2	0	0.00	9	0	0	0	3	10.0	2	0	0	0	1	0	0	4	0	0
Delmarva	A	2	1	4.91	22	0	0	0	4	25.2	24	15	14	2	1	10	1	15	6	0
2011 Delmarva	A	1	6	3.93	48	0	0	0	30	50.1	62	31	22	5	2	12	0	35	2	0
2012 Frederick	A	3	6	3.55	45	0	0	0	12	58.1	61	27	23	8	4	15	4	51	6	0
Norfolk	AAA	0	0	11.57	1	0	0	0	0	2.1	3	3	3	1	0	1	0	1	0	0
Minor Lg. Totals		8	15	3.92	143	0	0	0	51	179.0	184	95	78	18	8	44	5	138	20	0

2012: Finished tied for first in the Carolina League in appearances (45)...Led Class A Frederick in games finished (31) and saves (12)...Did not allow an earned run in 13 consecutive outings from May 25-July 4 (18.2 IP)...**2011:** Led the South Atlantic League in saves (30 in 37 opportunities) and was second in games finished (42)...He led the Shorebirds in games (48)...Finished the year 1-6 with a 3.93 ERA (50.1IP, 22ER)...**2010:** Pitched in nine games with Aberdeen and allowed only three baserunners over 10.0 innings...Was promoted to Delmarva on July 14...Allowed just two earned runs in his first 12 appearances with the Shorebirds, which totaled 15.1 innings pitched...**2009:** Recorded his first professional save on July 9 against the GCL Twins in his last appearance with the GCL Orioles before being promoted to Bluefield...Had a career-long outing of 3.1 innings and struck out a career-high four July 29 against Princeton...**Personal/Amateur:** Attended Francis Marion (SC) University.



BALTIMORE ORIOLES

WARD, BRIAN PATRICK [CA]

HT: 5-11; **WT:** 210; **B:** R; **T:** R; **Signed by:** Dave Dangler; **Born:** October 17, 1985, Santa Monica, CA; **Resides:** Huntington Beach, CA; **Acquired:** Signed as a non-drafted free agent on June 11, 2009

YEAR CLUB	CL	AVG	G	AB	R	H	TB	2B	3B	HR	RBI	SH	SF	HBP	BB	IB	SO	SB	CS	GDP	SLG	OBP
2009 Aberdeen	A	.252	36	107	10	27	34	2	1	1	13	2	3	5	20	0	16	1	0	2	.318	.385
2010 Frederick	A	.199	83	236	28	47	60	7	0	2	30	6	3	5	39	0	58	2	2	8	.254	.322
2011 Frederick	A	.254	104	335	43	85	128	22	0	7	32	3	4	3	42	1	54	9	2	12	.382	.339
2012 Bowie	AA	.217	50	161	18	35	43	5	0	1	12	2	1	2	24	0	24	4	0	6	.267	.324
Minor Lg. Totals		.231	273	839	99	194	265	36	1	11	87	13	11	15	125	1	152	16	4	28	.316	.337

2012: Recorded a hit in each of his first six games with Double-A Bowie...Batted .319 (15-47) against left-handed pitching...Batted .324 (11-34) when leading off an inning...Named the best defensive catcher in the O's system after the season by Baseball America...Following the season, played in the Arizona Fall League...**2011:** Played in a career-high 104 games at Single-A Frederick and had career bests in most offensive categories...**2010:** Drove in a season-best three runs June 30 at Salem...Had a season-high three hits July 5 at Kinston...**2009:** Picked up his first professional hit June 21 at Hudson Valley...Had three straight multi-hit games July 31-August 5...**Personal/Amateur:** Attended Lewis-Clark State (ID) College.

WARING, BRANDON C. [3B]

HT: 6-3; **WT:** 214; **B:** R; **T:** R; **Signed by:** Steve Kring (Reds); **Born:** January 2, 1986, Columbia, SC; **Resides:** West Columbia, SC; **Acquired:** From the Cincinnati Reds along with IF/OF Ryan Freel and 2B Justin Turner in exchange for CA Ramon Hernandez on December 9, 2008

YEAR CLUB	CL	AVG	G	AB	R	H	TB	2B	3B	HR	RBI	SH	SF	HBP	BB	IB	SO	SB	CS	GDP	SLG	OBP
2007 Billings	R	.311	68	267	63	83	164	17	2	20	61	0	2	5	21	1	83	1	0	3	.614	.369
Dayton	A	1.000	1	1	0	1	1	0	0	2	0	0	0	0	0	0	0	0	0	0	1.000	1.000
2008 Dayton	A	.270	119	441	63	119	206	23	2	20	71	0	7	12	43	1	156	1	0	1	.467	.346
2009 Frederick	A	.273	128	473	70	129	246	35	2	26	90	1	6	12	51	3	121	5	3	10	.520	.354
Bowie	AA	.292	8	24	4	7	13	3	0	1	6	0	0	2	3	1	9	0	0	1	.542	.414
2010 Bowie	AA	.242	129	472	70	114	216	32	2	22	70	2	2	11	59	1	179	0	1	9	.458	.338
2011 Bowie	AA	.222	115	406	60	90	180	21	3	21	59	1	3	6	33	1	127	0	0	9	.443	.288
2012 Bowie	AA	.276	52	185	38	51	102	16	1	11	30	1	1	8	27	0	56	2	0	5	.551	.389
Norfolk	AAA	.248	66	234	44	58	109	12	0	13	33	0	3	10	23	1	86	0	1	0	.466	.337
Minor Lg. Totals		.260	686	2503	412	652	1237	159	12	134	422	5	24	66	260	9	817	9	5	38	.494	.343

2012: Led Orioles minor leaguers with 24 home runs and ranked 4th among O's farmhands with 63 RBI...Reached 20-homer plateau for 6th straight year...Homered in back-to-back games three times...Ranked 2nd on Triple-A Norfolk in home runs (13), slugging percentage (.466) and OPS (.803) and 5th in runs scored (44)...**2011:** Set a franchise record in home runs (43 in two seasons), was fourth in the Eastern League in home runs per at-bat ratio (1:19.33)...Led the Baysox in home runs (21) and in slugging percentage (.443, for players with 100 games or more)...Was third on the team in RBI (59), third in runs scored (60), fourth in at-bats (406) and fifth on the team in games played (115)...**2010:** Led the Baysox with 59 walks and was second on the team with 22 home runs and 70 RBI...His 22 home runs and tied for 6th in the Eastern League...Hit .296 with a .415 OBP and a .602 SLG in 28 games in June...Drove in a season-high five runs twice (June 16 against Reading and August 8 at New Hampshire)...**2009:** Won the Carolina League Most Valuable Player Award...Received the Brooks Robinson Award as the Orioles Minor League Player of the Year...Was the Orioles Minor League Player of the Month for August, when he hit .286 with eight doubles, nine home runs and 25 RBI...Was named to the 2009 Carolina League All-Star Team and was the starting first baseman in the game...Was named to the 2009 Carolina League Post-Season All-Star Team...Led Keys in home runs (26), RBI (90) and doubles (35)...Led the Carolina League in RBI and finished second in home runs and doubles...Also led the club in games played (128) and finished second in walks (51)...**2008:** Finished among Midwest League leaders in Slugging Percentage (.5th, .467), home runs (3rd, 20) and OPS (2nd, .813)...**2007:** Led the Pioneer League in home runs, total bases (164), runs scored (63) and HR/AB ratio (1/13.35)...finished among PL leaders in slugging pct. (2nd, .614), extra-base hits (2nd, 39), and RBI (3rd)...Named Topps Pioneer League Player of the Month for August (.284, 31-109, 12 HR, 26 RBI, 26R, .991 OPS)...Following the season was voted Billings' MVP...named to Baseball America's Rookie All-Star Team...Won MiLB.com's Short Season Round Tripper Award for having the most home runs in the rookie leagues...Named the No. 5 prospect in the Pioneer League by Baseball America...**Personal/Amateur:** Attended Wofford College.

WEBB, BRENDEN REYNARD [OF]

HT: 6-1; **WT:** 185; **B:** L; **T:** L; **Signed by:** Mark Ralston; **Born:** February 24, 1990, San Diego, CA; **Resides:** San Diego, CA; **Acquired:** Orioles 30th round selection in the 2009 First Year Player Draft

YEAR CLUB	CL	AVG	G	AB	R	H	TB	2B	3B	HR	RBI	SH	SF	HBP	BB	IB	SO	SB	CS	GDP	SLG	OBP
2009 GCL Orioles	R	.186	13	43	7	8	10	2	0	0	1	0	0	1	10	0	14	2	0	0	.233	.352
2010 Bluefield	R	.227	61	194	25	44	80	5	8	5	25	1	0	4	32	2	58	5	2	5	.412	.348
2011 Delmarva	A	.218	121	400	42	87	115	14	1	4	29	8	1	3	75	0	152	14	8	0	.288	.344

MINOR LEAGUES



YEAR CLUB	CL	AVG	G	AB	R	H	TB	2B	3B	HR	RBI	SH	SF	HBP	BB	IB	SO	SB	CS	GDP	SLG	OBP
2012 Delmarva	A	.251	101	311	51	78	142	23	4	11	48	1	3	7	87	0	108	18	3	2	457	.422
Frederick	A	.270	23	74	14	20	37	6	1	3	13	1	1	3	11	0	30	1	3	2	500	.382
Minor Lg. Totals		.232	319	1022	139	237	443	50	14	23	116	11	5	18	215	2	362	40	16	9	.375	.373

2012: Tied for the club lead at Class A Delmarva in home runs (11)...Led the team in walks (87), on-base percentage (.422), slugging percentage (.457) and triples (4)...Was second on the club in total bases (142) and stolen bases (18)...Finished third on the Shorebirds in runs scored (51) and tied for second in doubles (23)...Finished third in the South Atlantic League in on-base percentage (.422)...**2011:** Was third in the SAL and led the Shorebirds in walks (75)...He led the club in stolen bases (14), games played (121), was second in at-bats (400) and hits (87) and third in runs scored (42)...**2010:** Hit his first professional home run June 24 at Pulaski...Matched a career-high with three hits July 22 at Kingsport...**2009:** Scored three runs in his first professional game August 15 against the GCL Rays...Had three hits August 20 against the GCL Rays...**Personal/Amateur:** Attended Palomar (CA) JC.

WEEMS, RICHARD CHASE [CA]

HT: 6-2; **WT:** 170; **B:** R; **T:** R; **Born:** January 17, 1989, Columbus, GA; **Resides:** Columbus, GA; **Acquired:** Signed as a free agent on January 5, 2013

YEAR CLUB	CL	AVG	G	AB	R	H	TB	2B	3B	HR	RBI	SH	SF	HBP	BB	IB	SO	SB	CS	GDP	SLG	OBP
2008 GCL Yankees	R	.227	28	75	7	17	25	5	0	1	10	1	0	3	11	0	27	2	0	1	.333	.348
Charleston	A	.143	5	7	1	1	1	0	0	0	0	0	0	0	1	0	2	0	0	0	.143	.250
2009 Charleston	A	.260	55	173	19	45	60	10	1	14	5	1	0	15	0	55	0	0	2	.347	.317	
Dayton	A	.179	18	67	5	12	17	5	0	5	0	0	0	4	0	26	0	1	4	.254	.225	
2010 Dayton	A	.220	43	141	17	31	36	5	0	0	5	0	0	1	17	0	44	0	0	1	.255	.308
2011 Rockland	IND	.208	37	106	11	22	28	3	0	1	7	1	1	0	13	0	29	0	1	.264	.292	
Bakersfield	A	.167	4	12	1	2	5	0	0	1	2	0	0	0	0	7	0	0	0	.417	.167	
2012 Aberdeen	A	.190	11	21	2	4	9	2	0	1	2	0	0	1	0	8	0	0	1	.429	.227	
Minor Lg. Totals		.226	164	496	52	112	153	27	1	4	38	6	1	5	48	0	169	2	1	9	.308	.300

2012: Hit safely in three of his last five games with Class A Aberdeen...**2011:** Spent the majority of the season with Rockland of the Canadian-American Association...Homered in his last game with Class A Bakersfield on April 30...**2010:** Hit safely in eight of nine games from August 9-27...Walked nine times in 12 July games...**2009:** Traded to Cincinnati for Jerry Hairston Jr. on July 31...Batted .357 (20-56) with Class A Charleston between the end of the All-Star Break on June 26 and the trade...Following the trade, hit safely in seven of his first nine games with Class A Dayton...**2008:** Recorded a hit in his first professional at bat on June 20 at the GCL Indians...Batted .283 (13-46) on the road in the GCL...Walked and scored a run in his first game with Class A Charleston on August 25...**Personal/Amateur:** Originally selected by the New York Yankees in the 6th round of the 2007 First Year Player Draft...Graduated from Columbus HS (GA).

WELTY, RONNIE A. [OF]

HT: 6-3; **WT:** 204; **B:** R; **T:** R; **Signed by:** John Gillette; **Born:** January 19, 1988, Seattle, WA; **Resides:** Gilbert, AZ; **Acquired:** Orioles 20th round selection in the 2008 First Year Player Draft

YEAR CLUB	CL	AVG	G	AB	R	H	TB	2B	3B	HR	RBI	SH	SF	HBP	BB	IB	SO	SB	CS	GDP	SLG	OBP
2008 Bluefield	R	.314	55	207	26	65	91	13	2	3	34	2	1	7	9	0	49	6	3	3	.440	.362
2009 Delmarva	A	.290	121	431	60	125	183	24	2	10	67	0	2	12	46	3	120	13	5	8	.425	.373
2010 Frederick	A	.282	130	504	86	142	234	32	3	18	82	0	5	8	47	1	159	11	4	16	.464	.349
2011 Bowie	AA	.228	122	391	47	89	154	20	3	13	45	3	3	5	51	1	125	11	3	5	.394	.322
2012 GCL Orioles	R	.200	3	10	1	2	3	1	0	0	0	0	0	0	2	0	3	0	0	0	.300	.333
Aberdeen	A	.700	3	10	5	7	15	2	0	2	8	0	0	0	5	0	1	0	0	0	1.500	.800
Frederick	A	.415	13	53	12	22	44	7	3	17	0	0	2	1	0	10	3	0	0	6	.564	.303
Bowie	AA	.286	37	140	23	40	79	11	2	8	30	1	1	1	3	0	38	1	1	6	.564	.303
Minor Lg. Totals		.282	484	1746	260	492	803	110	15	57	283	6	12	35	164	5	505	45	16	42	.460	.353

2012: Named Carolina League Player of the Week for April 16-22 when he went 11-18 with six extra-base hits and 9 RBI...Drove in eight runs August 13 vs. Harrisburg to tie franchise record for RBI in a game...Had multi-homer games August 23 and August 27...**2011:** Had 23 multi-hit games for Double-A Bowie and on May 5 he had a season-high 5 RBI vs. Harrisburg...Hit .256 in the month of May...**2010:** Was named to the Carolina League All-Star Team and the Carolina League Post-Season All-Star Team...Finished second in the Carolina League with 86 runs scored, third in the league with 82 RBI, tied for fourth with 18 home runs and fifth with 142 hits...Led the Keys in each of those categories...Was named the Orioles Organizational Hitter of the Month for April, when he hit .279 in 18 games with four doubles, six home runs and 21 RBI...Had a career-high five RBI April 13 against Myrtle Beach...**2009:** Was named to the South Atlantic League Post-Season All-Star Team...Was named to the South Atlantic League Northern Division All-Star Team and singled in the 9th inning, eventually scoring the game-winning run...Was named the Orioles Minor League Player of the Month for June, when he hit .315 with five doubles, three home runs and 14 RBI...Was named the South Atlantic League Player of the Week June 8-14 when he hit .517 with three home runs, nine RBI and nine runs scored...Led the club in AVG (.290), OBP (.373), SLG (.425), HR (10), RBI (67), H (125), 2B (24) and was second in BB (46)...**2008:** Named



BALTIMORE ORIOLES

to the Appalachian League All-Star Team after finishing 10th in the league in batting (.314) and leading the team in games played (55), was second in doubles (13) and RBI (34)...Hit safely in 18 of 19 games, July 28-August 19, during which he hit .443 (31-70) with seven doubles, a triple, six runs and 12 RBI...**Personal/Amateur:** Attended Chandler-Gilbert (AZ) JC.

WHEELER, ZELOUS L. [3B]

HT: 5-10; **WT:** 220; **B:** R; **T:** R; **Born:** January 16, 1987, Childersburg, AL; **Resides:** Sylacauga, AL; **Acquired:** Waiver claim from Milwaukee on March 29, 2012

YEAR	CLUB	CL	AVG	G	AB	R	H	TB	2B	3B	HR	RBI	SH	SF	HBP	BB	IB	SO	SB	CS	GDP	SLG	OBP
2007	Helena	R	.300	59	190	36	57	78	8	2	3	23	3	0	6	25	1	41	2	1	10	.411	.398
2008	West Virginia	A	.258	137	503	80	130	204	31	2	13	87	3	2	7	61	4	105	13	11	14	.406	.346
2009	Brevard County	A	.268	125	410	50	110	160	23	3	7	64	2	10	12	60	2	78	13	3	6	.390	.370
2010	Huntsville	AA	.275	135	480	76	132	190	21	2	11	65	1	3	15	70	3	77	8	4	14	.396	.382
2011	Huntsville	AA	.272	65	228	34	62	106	20	0	8	32	1	1	9	30	0	49	7	0	7	.465	.377
	Nashville	AAA	.275	17	51	7	14	22	3	1	1	6	1	0	0	9	1	8	0	0	2	.431	.383
2012	Bowie	AA	.275	97	334	48	92	153	18	2	13	44	3	4	10	33	0	63	5	1	15	.458	.363
	Norfolk	AAA	.231	14	52	6	12	17	2	0	1	3	1	0	1	5	1	8	0	1	3	.327	.310
	Minor Lg. Totals		.271	649	2248	337	609	930	126	12	57	324	14	20	60	298	12	429	48	21	71	.414	.368

2012: Had a career-high two-homer game on May 18...Ranked 3rd on Double-A Bowie in home runs (13), 4th in RBI (51) and 5th in hits (92) and total bases (153)...Batted .328 in 63 games for Los Mochis of the Venezuelan Winter League...**2011:** Entered the season with the best infield arm in the Brewers organization according to Baseball America...**2010:** Notched a career-high 132 hits while playing the entire season with Double-A Huntsville...**2009:** Named a Florida State League All-Star...**2008:** Named a South Atlantic League All-Star...**2007:** Batted .300 in his first professional season with Helena...**Personal/Amateur:** Originally selected by Milwaukee in the 19th round of the 2007 First Year Player Draft...Attended Wallace State Community College (AL).

WILSON, MATTHEW MARK [LHP]

HT: 6-0; **WT:** 160; **B:** L; **T:** L; **Signed by:** Brett Ward; **Born:** January 14, 1994, Bedford Park, Adelaide, Australia; **Resides:** Bonbeach, Victoria, Australia; **Acquired:** Signed by the Orioles as a non-drafted free agent on August 10, 2011

YEAR	CLUB	CL	W	L	ERA	G	GS	CG	SHO	SV	IP	H	R	ER	HR	HB	BB	IB	SO	WP	BK
2013 WILL BE FIRST PROFESSIONAL SEASON																					

WILSON, PHILIP TYLER [RHP]

HT: 6-1; **WT:** 195; **B:** R; **T:** R; **Signed by:** Chris Gale; **Born:** September 25, 1989, Lynchburg, VA; **Resides:** Midlothian, VA; **Acquired:** Orioles 10th round selection in the 2011 First Year Player Draft

YEAR	CLUB	CL	W	L	ERA	G	GS	CG	SHO	SV	IP	H	R	ER	HR	HB	BB	IB	SO	WP	BK
2011	GCL Orioles	R	0	0	0.00	2	2	0	0	0	3.0	0	0	0	0	0	1	0	3	0	0
	Aberdeen	A	0	0	2.10	6	6	0	0	0	30.0	19	7	7	4	1	4	0	24	1	0
2012	Delmarva	A	3	3	5.06	6	6	0	0	0	32.0	30	19	18	4	1	11	0	29	1	1
	Frederick	A	7	7	3.49	19	19	0	0	0	111.0	95	49	43	12	6	19	0	114	4	1
	Minor Lg. Totals		10	10	3.48	33	33	0	0	0	176.0	144	75	68	20	8	35	0	170	6	2

2012: Struck out 143 between Class A Delmarva and Class A Frederick to lead all Orioles farmhands...Tied for Shorebirds team lead in wins (7) and led club in strikeouts (114), starts (19) and innings pitched (111.0)...Worked seven innings or more in seven of his 19 starts and struck out 10 or more four times...Did not walk a batter in nine of 19 starts...In his last three starts he struck out 32 batters without a walk in 22 innings pitched...**2011:** Started six games for Class A Aberdeen, finishing with a 2.10 ERA over 30.0 innings pitched...Struck out at least three batters in all six starts...Started 2 games for the GCL O's, pitching 3.0 innings, striking out three batters while giving up no hits...**Personal/Amateur:** Attended the University of Virginia.

WINEGARDNER, THOMAS AUSTIN [RHP]

HT: 5-11; **WT:** 200; **B:** S; **T:** R; **Signed by:** Dean Albany; **Born:** March 11, 1990, Washington, DC; **Resides:** St. Leonard, MD; **Acquired:** Signed as a non-drafted free agent on June 27, 2011

YEAR	CLUB	CL	W	L	ERA	G	GS	CG	SHO	SV	IP	H	R	ER	HR	HB	BB	IB	SO	WP	BK
2012	Aberdeen	A	2	1	0.90	19	0	0	0	10	20.0	10	3	2	1	0	4	0	21	0	0
	Minor Lg. Totals		2	1	0.90	19	0	0	0	10	20.0	10	3	2	1	0	4	0	21	0	0

MINOR LEAGUES



2012: Converted from shortstop to pitcher in July...Was second on Class A Aberdeen in appearances (19)...Ranked 5th in the league in games finished (18)...Converted 10 of 11 save opportunities...**2011:** Had 4 multi-hit and 4 multi-RBI games for the GCL Orioles...Transferred to Aberdeen on August 30...Batted .200 in 4 games for Class A Aberdeen with two doubles. **Personal/Amateur:** Attended Polk Community College (FL)

WIRSCH, AARON P. [LHP]

HT: 6-5; **WT:** 214; **B:** R; **T:** L; **Signed by:** Mark Ralston; **Born:** November 15, 1990, Sacramento, CA; **Resides:** Trabuco Canyon, CA; **Acquired:** Orioles 7th round selection in the 2009 First Year Player Draft

YEAR	CLUB	CL	W	L	ERA	G	GS	CG	SHO	SV	IP	H	R	ER	HR	HB	BB	IB	SO	WP	BK
2009	GCL Orioles	R	1	0	2.16	7	4	0	0	0	16.2	12	4	4	0	0	10	0	18	3	0
2010	GCL Orioles	R	0	2	8.64	5	4	0	0	0	8.1	12	9	8	0	1	6	0	9	0	0
	Aberdeen	A	0	1	3.00	1	1	0	0	0	3.0	3	1	1	0	0	2	0	4	0	1
2011	Aberdeen	A	0	2	2.70	3	3	0	0	0	10.0	7	6	3	0	0	10	0	13	1	0
2012	INJURED - DID NOT PITCH																				
Minor Lg. Totals			1	5	3.79	16	12	0	0	0	38.0	34	20	16	0	1	28	0	44	4	1

2012: Did not pitch due to injury...**2011:** Finished with an ERA of 2.70 in 3 starts with Single-A Aberdeen...Struck out 13 batters over 10.0 innings of work...**2010:** Made his first appearance of the season on August 7 due to a strain in his back...Pitched a season-high 3.0 innings August 25 against the GCL Twins and was promoted to Single-A Aberdeen on August 31...Made one start for the IronBirds on September 2 at Connecticut and matched a season-high with four strikeouts...**2009:** Did not allow an earned run in his first four outings, pitching 7.0 innings, allowing four hits and striking out 10...Notched his first professional win August 1 against the GCL Red Sox...**Personal/Amateur:** Graduated from El Toro (CA) HS.

WOOTEN, ERIC SCOTT [LHP]

HT: 6-3; **WT:** 185; **B:** L; **T:** L; **Signed by:** John Gillette; **Born:** March 18, 1990, Thornton, CO; **Resides:** Thornton, CO; **Acquired:** Orioles 15th round selection in the 2011 First Year Player Draft

YEAR	CLUB	CL	W	L	ERA	G	GS	CG	SHO	SV	IP	H	R	ER	HR	HB	BB	IB	SO	WP	BK
2011	GCL Orioles	R	0	0	3.52	4	0	0	0	0	7.2	6	3	3	1	1	2	0	6	0	0
2012	GCL Orioles	R	2	0	0.00	3	2	0	0	0	14.0	7	0	0	0	0	3	0	15	0	0
	Delmarva	A	2	3	3.46	11	2	0	0	1	39.0	37	20	15	4	2	6	0	30	4	1
Minor Lg. Totals			4	3	2.67	18	4	0	0	1	60.2	50	23	18	5	3	11	0	51	4	1

2012: Wooten went 2-0, pitching a combined 14.0 scoreless innings, striking out 15 over three appearances...**2011:** Played in 4 games and had a 3.52 ERA over 7.2 innings pitched with six strikeouts for the GCL O's in his pro debut...**Personal/Amateur:** Attended Central Arizona College.

YERMAL, JOSEPH ALEXANDER [RHP]

HT: 6-7; **WT:** 205; **B:** R; **T:** R; **Signed by:** Dean Albany; **Born:** August 27, 1988, Baltimore, MD; **Resides:** Bel Air, MD; **Acquired:** Orioles 39th round selection in the 2007 First Year Player Draft

YEAR	CLUB	CL	W	L	ERA	G	GS	CG	SHO	SV	IP	H	R	ER	HR	HB	BB	IB	SO	WP	BK
2012	GCL Orioles	R	0	2	1.42	5	2	0	0	1	12.2	12	4	2	0	0	0	0	9	0	0
Minor Lg. Totals			0	2	1.42	5	2	0	0	1	12.2	12	4	2	0	0	0	0	9	0	0

2012: Pitched to a 1.42 ERA over 12.2 innings in five appearances...**Personal/Amateur:** Graduated from McDonogh (MD) HS.

ZAGONE, RICK MARTIN [LHP]

HT: 6-3; **WT:** 214; **B:** L; **T:** L; **Signed by:** Troy Hoerner; **Born:** September 30, 1986, Hoffman Estates, IL; **Resides:** Columbia, MD; **Acquired:** Orioles 6th Round selection in the 2008 First Year Player Draft

YEAR	CLUB	CL	W	L	ERA	G	GS	CG	SHO	SV	IP	H	R	ER	HR	HB	BB	IB	SO	WP	BK
2008	Aberdeen	A	7	1	2.89	15	11	0	0	0	65.1	57	22	21	2	6	14	0	79	5	0
2009	Delmarva	A	4	5	4.66	13	12	0	0	0	63.2	59	35	33	3	6	27	0	59	6	0
	Frederick	A	1	3	5.10	13	13	0	0	0	67.0	70	41	38	7	4	22	1	59	7	1
2010	Frederick	A	5	6	3.20	15	15	1	0	0	78.2	79	42	28	7	3	22	0	54	2	1
	Bowie	AA	5	5	4.34	13	11	0	0	0	76.2	81	41	37	8	0	23	2	40	4	1
2011	Frederick	A	4	2	2.97	7	7	0	0	0	36.1	31	16	12	3	3	14	0	27	1	0
	Bowie	AA	4	6	4.84	19	16	1	0	0	96.2	113	64	52	15	2	33	0	57	5	0
2012	Frederick	A	3	1	2.91	13	9	0	0	0	55.2	44	20	18	5	3	27	0	35	1	0



BALTIMORE ORIOLES

YEAR	CLUB	CL	W	L	ERA	G	GS	CG	SHO	SV	IP	H	R	ER	HR	HB	BB	IB	SO	WP	BK
	Bowie	AA	4	4	4.86	11	11	0	0	0	66.2	61	41	36	6	4	26	0	39	0	0
	Norfolk	AAA	2	0	0.00	4	2	0	0	1	20.1	9	0	0	0	1	7	0	16	1	0
Minor Lg. Totals			39	33	3.95	123	107	2	0	1	627.0	604	322	275	56	32	215	3	465	32	3

2012: Led Orioles minor league lefthanders in wins (9)...Took a no-hitter into the seventh inning in the Keys' 3-0 win against Myrtle Beach on May 1...**2011:** Was fourth for Bowie in innings pitched (96.2)...**2010:** Tossed his first professional complete game May 26 at Wilmington when he allowed just one run on five hits over 9.0 innings...Was promoted to Bowie on June 30...Pitched at least 7.0 innings in four of his first six outings with the Baysox...Struck out a season-high seven August 6 at New Hampshire...**2009:** Was named to the 2009 South Atlantic League Northern Division All-Star Team and was the starting pitcher in the game for the Northern Division team...Pitched a scoreless inning and recorded two strikeouts...Tossed 6.0 scoreless innings in his first start with Frederick on June 28 against Wilmington...In his last three starts of the season went 1-0 with a 2.41 ERA (18.2 IP, 5 ER), allowed 17 hits and struck out 26...**2008:** Finished eighth in the league in ERA (2.89) and third in wins (7) and strikeouts (79)...**Personal/Amateur:** Attended the University of Missouri.

ZINICOLA, ZECHRY (ZECH) JOHN [RHP]

HT: 6-1; **WT:** 220; **B:** R; **T:** R; **Born:** March 2, 1985, Loma Linda, CA; **Resides:** Litchfield, AZ; **Acquired:** Signed as a free agent on December 20, 2012

YEAR	CLUB	CL	W	L	ERA	G	GS	CG	SHO	SV	IP	H	R	ER	HR	HB	BB	IB	SO	WP	BK
2006	Vermont	A	0	0	0.00	8	0	0	0	4	9.0	6	0	0	0	0	1	0	10	0	0
	Potomac	A	3	0	1.98	9	0	0	0	3	13.2	11	3	3	0	0	3	0	13	1	0
	Harrisburg	AA	1	1	2.70	10	0	0	0	5	10.0	11	6	3	0	0	11	2	8	0	0
2007	Harrisburg	AA	0	4	5.46	42	0	0	0	6	57.2	53	35	35	3	4	36	3	45	5	0
2008	Potomac	A	2	0	0.00	8	0	0	0	3	12.1	3	0	0	0	1	3	0	15	0	0
	Harrisburg	AA	3	2	2.89	15	0	0	0	6	18.2	22	6	6	0	0	13	0	13	0	0
	Columbus	AAA	3	3	7.53	24	0	0	0	0	34.2	44	30	29	6	3	17	3	22	3	0
2009	Harrisburg	AA	1	1	1.74	17	0	0	0	5	20.2	20	5	4	0	2	9	2	16	0	0
	Syracuse	AAA	0	1	7.56	26	0	0	0	0	33.1	47	30	28	2	3	10	2	31	1	0
2010	Syracuse	AAA	0	0	4.30	11	0	0	0	1	14.2	15	7	7	0	2	5	0	11	2	0
	Harrisburg	AA	2	3	2.57	26	0	0	0	11	28.0	21	9	8	3	0	13	1	26	2	0
2011	Harrisburg	AA	2	0	2.08	11	0	0	0	4	13.0	11	3	3	1	0	3	1	15	0	0
	Syracuse	AAA	1	0	1.98	21	0	0	0	1	27.1	20	6	6	2	0	10	1	29	2	0
2012	Harrisburg	AA	1	2	2.30	21	0	0	0	3	27.1	24	8	7	2	1	4	1	27	4	0
Minor Lg. Totals			19	17	3.91	249	0	0	0	52	320.1	308	148	139	19	16	138	16	281	20	0

2012: Went 1-0 with one save and a 1.20 ERA (15.0IP, 2ER) in 12 home games for Double-A Harrisburg...Held left-handed hitters to a .171 (6-35) batting average...Did not allow an earned run in his first six appearances (7.2IP) and allowed just one in his first 11 appearances (14.2IP)...**2011:** Split time between Harrisburg and Triple-A Syracuse for the third straight season, going a combined 3-0 with a 2.01 ERA (40.1IP, 9ER) and 44 strikeouts...Went 14 straight appearances for Syracuse without allowing a run from July 20-September 2 (18.1IP)...Held left-handed hitters to a .182 (12-66) batting average between the two clubs...**2010:** Saved a career high-tying 12 games between Harrisburg and Syracuse...Allowed just one earned run in his first 12 appearances for Harrisburg (13.1IP) from May 10-June 10...Was 1-2 with six saves and a 1.26 ERA (14.1IP, 2ER) on the road for Harrisburg...**2009:** Fifteen of his 17 appearances for Harrisburg were scoreless, including 13 of his first 14...Was 5-for-5 in save opportunities for Harrisburg...Made his Triple-A debut for Syracuse on June 9...**2008:** Pitched in a career-high 47 games and won a career-high eight, going 8-5 with a 4.80 ERA (65.2IP, 35ER) and nine saves between Class A Potomac, Harrisburg and Triple-A Columbus...Did not allow a run in eight games (12.1IP) with Potomac, going 2-0 with three saves and 15 strikeouts...**2007:** Had a 1.69 ERA (10.2IP, 2ER) in June...Held right-handed hitters to a .220 (26-118) batting average...**2006:** Split the season between Class A Vermont, Potomac and Harrisburg...Went a combined 4-1 with a career high-tying 12 saves and a 1.65 ERA (32.2IP, 6ER)...Did not allow a run in eight games (9.0IP) with Vermont in the New York-Penn League. **Personal/Amateur:** Originally selected by Washington in the 6th round of the 2006 First Year Player Draft...Attended Arizona State University.

ZORRILLA, ANDRICKSON RAMON [OF]

HT: 6-2; **WT:** 195; **B:** S; **T:** L; **Signed by:** Fred Ferreira, Joel Bradley, William Morales; **Born:** March 15, 1991, Bronx, NY; **Resides:** Yonkers, NY; **Acquired:** Signed by the Orioles as a non-drafted free agent on January 24, 2013

YEAR	CLUB	CL	AVG	G	AB	R	H	TB	2B	3B	HR	RBI	SH	SF	HBP	BB	IB	SO	SB	CS	GDP	SLG	OBP
2013 WILL BE FIRST PROFESSIONAL SEASON																							

RECORDS & HISTORY





BALTIMORE ORIOLES

ORIOLES STANDINGS (1954-2012)

YEAR	WON	LOST	PCT	GB/GA	PLACE	MANAGER(S)
1954	54	100	.351	57.0	7th	Jimmy Dykes
1955	57	97	.370	39.0	7th	Paul Richards
1956	69	85	.448	28.0	6th	Paul Richards
1957	76	76	.500	21.0	5th	Paul Richards
1958	74	79	.484	17.5	6th	Paul Richards
1959	74	80	.481	20.0	6th	Paul Richards
1960	89	65	.578	8.0	2nd	Paul Richards
1961	95	67	.586	14.0	3rd	Paul Richards/Luman Harris1
1962	77	85	.475	19.0	7th	Billy Hitchcock
1963	86	76	.531	18.5	4th	Billy Hitchcock
1964	97	65	.599	2.0	3rd	Hank Bauer
1965	94	68	.580	8.0	3rd	Hank Bauer
1966	97	63	.606	-9.0	1st	Hank Bauer
1967	76	85	.472	15.5	T-6th	Hank Bauer
1968	91	71	.562	12.0	2nd	Hank Bauer/Earl Weaver2
1969	109	53	.673	-19.0	1st	Earl Weaver
1970	108	54	.667	-15.0	1st	Earl Weaver
1971	101	57	.639	-12.0	1st	Earl Weaver
1972	80	74	.519	5.0	3rd	Earl Weaver
1973	97	65	.599	-8.0	1st	Earl Weaver
1974	91	71	.562	-2.0	1st	Earl Weaver
1975	90	69	.566	4.5	2nd	Earl Weaver
1976	88	74	.543	10.5	2nd	Earl Weaver
1977	97	64	.602	2.5	T-2nd	Earl Weaver
1978	90	71	.559	9.0	4th	Earl Weaver
1979	102	57	.642	8.0	1st	Earl Weaver
1980	100	62	.617	3.0	2nd	Earl Weaver
1981	59	46	.562	1.0	*2nd	Earl Weaver
1982	94	68	.580	1.0	2nd	Earl Weaver
1983	98	64	.605	-6.0	1st	Joe Altobelli
1984	85	77	.525	19.0	5th	Joe Altobelli
1985	83	78	.516	16.0	4th	Altobelli/Ripken Sr./Earl Weaver3
1986	73	89	.451	22.5	7th	Earl Weaver
1987	67	95	.414	31.0	6th	Cal Ripken Sr.
1988	54	107	.335	34.5	7th	Ripken Sr./Frank Robinson4
1989	87	75	.537	2.0	2nd	Frank Robinson
1990	76	85	.472	11.5	5th	Frank Robinson
1991	67	95	.414	24.0	6th	Frank Robinson/Johnny Oates5
1992	89	73	.549	7.0	3rd	Johnny Oates
1993	85	77	.525	10.0	T-3rd	Johnny Oates
1994	63	49	.563	6.5	**2nd	Johnny Oates
1995	71	73	.493	15.0	3rd	Phil Regan
1996	88	74	.543	4.0	***2nd	Davey Johnson
1997	98	64	.605	-2.0	1st	Davey Johnson
1998	79	83	.488	35.0	4th	Ray Miller
1999	78	84	.481	20.0	4th	Ray Miller
2000	74	88	.457	13.5	4th	Mike Hargrove
2001	63	98	.391	32.5	4th	Mike Hargrove
2002	67	95	.414	36.5	4th	Mike Hargrove
2003	71	91	.438	30.0	4th	Mike Hargrove
2004	78	84	.481	23.0	3rd	Lee Mazzilli
2005	74	88	.457	21.0	4th	Lee Mazzilli/Sam Perlozzo6
2006	70	92	.432	27.0	4th	Sam Perlozzo
2007	69	93	.426	27.0	4th	Sam Perlozzo/Dave Trembley7
2008	68	93	.422	28.5	5th	Dave Trembley
2009	64	98	.395	39.0	5th	Dave Trembley
2010	66	96	.407	-30.0	5th	Dave Trembley/Juan Samuel8/Buck Showalter9
2011	69	93	.426	-28.0	5th	Buck Showalter
2012	93	69	.574	-2.0	2nd\$	Buck Showalter
TOTALS	4,779	4,567	.511			

9-Showalter (34-23) replaced Samuel (17-34) on August 3

8-Samuel (17-34) replaced Trembley (15-39) on June 4

7-Trembley (40-53) replaced Perlozzo (29-40) on June 18

6-Perlozzo (23-35) replaced Mazzilli (51-53) on August 4

5-Oates (54-71) replaced Robinson (13-24) on May 23

4-Robinson (54-101) replaced Ripken (0-6) on April 12

3-Altobelli (29-26) relieved after June 12 game; Ripken (1-0) managed June 13;

Weaver (53-52) took over June 14

2-Weaver (48-34) replaced Bauer (43-37) on July 11

1-Harris (17-10) replaced Richards (78-57) on September 1

* -First Half: 31-23, .574, 2 GB...Second Half: 28-23, .549, 2 GB

** -Strike on August 12, 1994 caused suspension of the rest of the season (no post-season play)

*** -Qualified for post-season as American League Wild Card

T-Tie in standings ('93 with Detroit, '77 with Boston and '67 with Washington)

\$- Team reached playoffs as one of two wild card teams in first year of two wild card teams format

RECORDS & HISTORY



ORIOLES HOME-ROAD RECORD (1954-2012)

Year	HOME			ROAD			Year
	Won	Lost	Pct.	Won	Lost	Pct.	
1954	32	45	.416	22	55	.286	1954
1955	30	47	.390	27	50	.351	1955
1956	41	36	.532	28	49	.364	1956
1957	42	33	.560	34	43	.442	1957
1958	46	31	.597	28	48	.368	1958
1959	38	39	.494	36	41	.468	1959
1960	44	33	.571	45	32	.584	1960
1961	48	33	.593	47	34	.580	1961
1962	44	38	.537	33	47	.413	1962
1963	48	33	.593	38	43	.469	1963
1964	49	32	.605	48	33	.593	1964
1965	46	33	.582	48	35	.578	1965
1966	48	31	.608	49	32	.605	1966
1967	35	42	.455	41	43	.488	1967
1968	47	33	.588	44	38	.537	1968
1969	60	21	.741	49	32	.605	1969
1970	59	22	.728	49	32	.605	1970
1971	53	24	.688	48	33	.593	1971
1972	38	39	.494	42	35	.545	1972
1973	50	31	.617	47	34	.580	1973
1974	46	35	.568	45	36	.556	1974
1975	44	33	.571	46	36	.561	1975
1976	42	39	.519	46	35	.568	1976
1977	54	27	.667	43	37	.538	1977
1978	51	30	.630	39	41	.488	1978
1979	55	24	.696	47	33	.588	1979
1980	50	31	.617	50	31	.617	1980
1981	33	22	.600	26	24	.520	1981
1982	53	28	.654	41	40	.506	1982
1983	50	31	.617	48	33	.593	1983
1984	44	37	.543	41	40	.506	1984
1985	45	36	.556	38	42	.475	1985
1986	37	42	.468	36	47	.438	1986
1987	31	51	.378	36	44	.450	1987
1988	34	46	.425	20	61	.247	1988
1989	47	34	.580	40	41	.494	1989
1990	40	40	.500	36	45	.444	1990
1991	33	48	.407	34	47	.420	1991
1992	43	38	.531	46	35	.568	1992
1993	48	33	.593	37	44	.457	1993
1994	28	27	.509	35	22	.614	1994
1995	36	36	.500	35	37	.486	1995
1996	43	38	.531	45	36	.556	1996
1997	46	35	.568	52	29	.642	1997
1998	42	39	.519	37	44	.457	1998
1999	41	40	.506	37	44	.457	1999
2000	44	37	.543	30	51	.370	2000
2001	30	50	.375	33	48	.407	2001
2002	34	47	.420	33	48	.407	2002
2003	40	40	.500	31	51	.378	2003
2004	38	43	.469	40	41	.494	2004
2005	36	45	.444	38	43	.469	2005
2006	40	41	.494	30	51	.370	2006
2007	35	46	.434	34	47	.420	2007
2008	37	43	.463	31	50	.383	2008
2009	39	42	.481	25	56	.309	2009
2010	37	44	.457	29	52	.358	2010
2011	39	42	.481	30	51	.370	2011
2012	47	34	.580	46	35	.568	2012
TOTALS	2509	2150	.539	2270	2417	.484	TOTALS

at Memorial Stadium:
1686 1310 .563

at Oriole Park at Camden Yards:
823 840 .495



BALTIMORE ORIOLES

ORIOLES YEAR-BY-YEAR BATTING LEADERS

YR	PLAYER	AVG	PLAYER	HR	PLAYER	RBI	PLAYER	SB	YR
1954	Abrams	.293	Stephens	8	Stephens	46	Coan	9	1954
1955	Triandos	.277	Triandos	12	Triandos	65	Diering	5	1955
							Pope	5	
1956	Nieman	.322	Triandos	21	Triandos	88	Francona	11	1956
1957	Boyd	.318	Triandos	19	Triandos	72	Pilarcik	14	1957
1958	Woodling	.276	Triandos	30	Triandos	79	Pilarcik	7	1958
1959	Woodling	.300	Triandos	25	Woodling	77	Pilarcik	9	1959
1960	B. Robinson	.294	Hansen	22	Gentile	98	Breeding	10	1960
1961	Gentile	.302	Gentile	46	Gentile	141	Brandt	10	1961
1962	B. Robinson	.303	Gentile	33	Gentile	87	Brandt	9	1962
1963	A. Smith	.272	Powell	25	Powell	82	Aparicio*	40	1963
1964	B. Robinson	.317	Powell	39	B. Robinson*	118	Aparicio*	57	1964
1965	B. Robinson	.297	Blefary	22	B. Robinson	80	Aparicio	26	1965
1966	F. Robinson*	.316	F. Robinson*	49	F. Robinson*	122	Aparicio	2	1966
1967	F. Robinson	.311	F. Robinson	30	F. Robinson	94	Aparicio	18	1967
1968	F. Robinson	.268	Powell	22	Powell	85	Bulford	27	1968
1969	F. Robinson	.308	Powell	37	Powell	121	Blair	20	1969
1970	F. Robinson	.306	Powell	35	Powell	114	Blair	24	1970
1971	Rettenmund	.318	F. Robinson	28	F. Robinson	99	Bulford	15	1971
							Rettenmund	15	
1972	Grich	.278	Powell	21	Powell	81	Baylor	24	1972
1973	T. Davis	.306	Williams	22	T. Davis	89	Baylor	32	1973
1974	T. Davis	.289	Grich	19	T. Davis	84	Baylor	29	1974
1975	K. Singleton	.300	Baylor	25	L. May	99	Baylor	32	1975
1976	K. Singleton	.278	R. Jackson	27	L. May*	109	Bumbry	42	1976
1977	K. Singleton	.328	L. May	27	L. May	99	Kelly	25	1977
			Murray	27	K. Singleton	99			
1978	K. Singleton	.293	DeCinces	28	Murray	95	Harlow	14	1978
1979	Murray	.295	K. Singleton	35	K. Singleton	111	Bumby	37	1979
	K. Singleton	.295							
1980	Bumby	.318	Murray	32	Murray	116	Bumby	44	1980
1981	Murray	.294	Murray+	22	Murray*	78	Bumby	22	1981
1982	Murray	.316	Murray	32	Murray	110	Bumby	10	1982
1983	C. Ripken	.318	Murray	33	Murray	111	Shelby	15	1983
1984	Murray	.306	Murray	29	Murray	110	Shelby	12	1984
1985	Murray	.297	Murray	31	Murray	124	Wiggins	30	1985
1986	Murray	.305	C. Ripken	25	Murray	84	Wiggins	21	1986
1987	Sheets	.316	Sheets	31	C. Ripken	98	Wiggins	20	1987
1988	Murray	.284	Murray	28	Murray	84	Stanicek	12	1988
1989	Bradley	.277	Tettleton	26	C. Ripken	93	Devereaux	22	1989
1990	Finley	.256	C. Ripken	21	C. Ripken	84	Finley	22	1990
1991	C. Ripken	.323	C. Ripken	34	C. Ripken	114	Devereaux	16	1991
1992	Devereaux	.276	Devereaux	24	Devereaux	107	Anderson	53	1992
1993	Hoiles	.310	Hoiles	29	C. Ripken	90	Anderson	24	1993
1994	Palmeiro	.319	Palmeiro	23	Palmeiro	76	Anderson	31	1994
1995	Palmeiro	.310	Palmeiro	39	Palmeiro	104	Anderson	26	1995
1996	Alomar	.328	Anderson	50	Palmeiro	142	Anderson	21	1996
1997	Anderson	.288	Palmeiro	38	Palmeiro	110	Anderson	18	1997
1998	Davis	.327	Palmeiro	43	Palmeiro	121	Anderson	21	1998
1999	Surhoff	.308	Belle	37	Belle	117	Anderson	36	1999
2000	DeShields	.296	Belle	23	Belle	103	DeShields	37	2000
2001	Conine	.311	Gibbons	15	Conine	97	Hairston	29	2001
			Richard	15					
2002	Conine	.273	Batista	31	Batista	87	Hairston	21	2002
2003	Gibbons	.277	Batista	26	Gibbons	100	Roberts	23	2003
2004	Mora	.340	Tejada	34	Tejada*	150	Roberts	29	2004
2005	Roberts	.314	Mora	27	Tejada	98	Roberts	27	2005
2006	Tejada	.330	Tejada	24	Tejada	100	Patterson	45	2006
2007	Markakis	.300	Markakis	23	Markakis	112	Roberts+	50	2007
2008	Markakis	.306	Huff	32	Huff	108	Roberts	40	2008
2009	Markakis	.293	Scott	25	Markakis	101	Roberts	30	2009
2010	Markakis	.297	Scott	27	Vigginton	76	Patterson	21	2010
2011	Guerrero	.290	Reynolds	37	Reynolds	86	Andino	13	2011
2012	Jones	.289	Davis	33	Davis	85	Jones	16	2012

* Led league + Tied for league lead

RECORDS & HISTORY



ORIOLES YEAR-BY-YEAR PITCHING LEADERS

YEAR	PLAYER	WON	PLAYER	LOST	PLAYER	INNINGS	PLAYER	ERA	YEAR
1954	Turley	14	Larson	21	Turley	247.1	Pilette	3.12	1954
1955	Wilson	12	Wilson	18	Wilson	235.1	Wilson	3.45	1955
1956	Moore	12	Wright	12	Moore	185.0	C.Johnson	3.42	1956
1957	C.Johnson	14	Moore	13	C.Johnson	242.0	C.Johnson	3.20	1957
1958	Portocarrero	15	Harshman	15	Harshman	236.1	Harshman	2.90	1958
1959	Pappas	15	O'Dell	12	Wilhelm	226.0	Wilhelm	2.19	1959
	Wilhelm	15							
1960	Estrada+	18	Estrada	11	Estrada	208.2	Brown	3.06	1960
			J.Fisher	11					
			Pappas	11					
1961	Barber	18	Fisher	13	Barber	248.1	Pappas	3.03	1961
1962	Pappas	12	Estrada+	17	Estrada	223.1	Roberts	2.78	1962
1963	Barber	20	Barber	13	Barber	258.2	Barber	2.75	1963
			Roberts	13					
1964	Bunker	19	Barber	13	Pappas	251.2	Bunker*	2.69	1964
1965	Barber	15	Barber	10	Pappas	221.1	Pappas	2.61	1965
1966	Palmer	15	Palmer	10	McNally	213.0	McNally	3.17	1966
1967	Phoebeus	14	S. Miller	10	Phoebeus	208.0	Phoebeus	3.33	1967
			Richert	10					
1968	McNally	22	Phoebeus	15	McNally	273.0	McNally	1.95	1968
1969	Cuellar	23	Cuellar	11	Cuellar	290.2	Palmer	2.34	1969
1970	Cuellar+	24	Palmer	10	Palmer+	305.0	Palmer	2.71	1970
	McNally+	24							
1971	McNally+	21	Cuellar	9	Cuellar	292.1	Palmer	2.68	1971
			Palmer	9					
1972	Palmer	21	Dobson+	18	Palmer	274.1	Palmer	2.07	1972
1973	Palmer	22	McNally	17	Palmer	296.1	Palmer*	2.40	1973
1974	Cuellar	22	Grimmsley	13	Grimmsley	295.2	Grimmsley	3.07	1974
1975	Palmer+	23	Grimmsley	13	Palmer	323.0	Palmer*	2.09	1975
1976	Palmer*	22	Cuellar	13	Palmer*	315.0	Palmer	2.51	1976
			Palmer	13					
1977	Palmer+	20	R. May	14	Palmer*	319.0	Palmer	2.91	1977
1878	Palmer	21	Flanagan	15	Palmer*	296.0	Palmer	2.46	1878
1979	Flanagan*	23	D.Martinez	16	D.Martinez+	292.1	Flanagan	3.08	1979
1980	Stone*	25	Flanagan	13	McGregor	252.0	Stone	3.23	1980
1981	D.Martinez+	14	Palmer	8	D.Martinez	179.0	Stewart	2.33	1981
			Stewart	8					
1982	D.Martinez	16	D.Martinez	12	D.Martinez	252.0	Palmer	3.13	1982
			McGregor	12					
1983	McGregor	18	D.Martinez	16	McGregor	260.0	Boddicker	2.77	1983
1984	Boddicker*	20	Flanagan	13	Boddicker	261.1	Boddicker	2.79	1984
1985	McGregor	14	Boddicker	17	McGregor	204.0	Dixon	3.67	1985
1986	Boddicker	14	McGregor	15	Boddicker	218.1	Flanagan	4.24	1986
1987	Bell	10	Bell	13	Boddicker	226.0	Boddicker	4.18	1987
	Boddicker	10							
	Schmidt	10							
1988	Ballard	8	Bautista	15	Bautista	171.2	Bautista	4.30	1988
	Schmidt	8	Tibbs	15					
1989	Ballard	18	Schmidt	13	Milacki	243.0	Ballard	3.43	1989
1990	D.Johnson	13	Harnisch	11	Harnisch	188.2	D.Johnson	4.10	1990
			Ballard	11					
1991	Milacki	10	Ballard	12	Milacki	184.0	Milacki	4.01	1991
1992	Mussina	18	Sutcliffe	15	Mussina	241.0	Mussina	2.54	1992
1993	Mussina	14	McDonald	14	McDonald	220.1	McDonald	3.39	1993
1994	Mussina	16	McDonald	7	Mussina	176.1	Mussina	3.06	1994
			Moyer	7					
1995	Mussina*	19	Brown	9	Mussina	221.2	Mussina	3.29	1995
			Mussina	9					
1996	Mussina	19	Wells	14	Mussina	243.1	Mussina	4.81	1996
1997	Erickson	16	Key	10	Mussina	224.2	Mussina	3.20	1997
	Key	16							
1998	Erickson	16	Erickson	13	Erickson*	251.1	Mussina	3.49	1998
1999	Mussina	18	Erickson	12	Erickson	230.1	Mussina	3.50	1999
			Ponson	12					
2000	Mercedes	14	Mussina	15	Mussina*	237.2	Mussina	3.79	2000
2001	Johnson	10	Mercedes	17	Johnson	196.0	Johnson	4.09	2001
2002	Lopez	15	Johnson	14	Lopez	196.2	Lopez	3.57	2002
2003	Ponson	14	Daal	11	Johnson	189.2	Johnson	4.18	2003
2004	Lopez	14	Ponson	15	Ponson	215.2	Lopez	3.59	2004
2005	Lopez	15	Cabrera	13	Lopez	209.1	Chen	3.83	2005
2006	Bedard	15	Lopez*	18	Bedard	196.1	Bedard	3.76	2006
2007	Bedard	13	D. Cabrera	18	D. Cabrera	204.1	Bedard	3.16	2007
2008	Guthrie	10	Guthrie	12	Guthrie	190.2	Guthrie	3.63	2008
2009	Guthrie	10	Guthrie	17	Guthrie	200.0	Guthrie	5.04	2009
2010	Guthrie	11	Millwood	16	Guthrie	209.1	Guthrie	3.83	2010
2011	Britton	11	Guthrie	17	Guthrie	208.0	Guthrie	4.33	2011
2012	Chen	12	Chen	11	Chen	192.2	Chen	4.02	2012

* Led league + Tied for league lead

FRONT
OFFICE

ORIOLES
REACH

MANAGER &
COACHES

2013
ORIOLES

2012
IN REVIEW

OPPONENTS

MINOR
LEAGUES

RECORDS &
HISTORY

ORIOLE PARK

MEDIA



BALTIMORE ORIOLES

ORIOLES CAREER PITCHING LEADERS

ERA (500 or more innings)

S. Miller.....	2.37
Wilhelm.....	2.42
Watt.....	2.74
Dobson.....	2.78
Palmer.....	2.86
O'Dell.....	2.86
Hall.....	2.89
Hardin.....	2.95
Phoebus.....	3.06
Roberts.....	3.09

WINS

Palmer.....	268
McNally.....	181
Mussina.....	147
Cuellar.....	143
Flanagan.....	141
McGregor.....	138
Pappas.....	110
D. Martinez.....	108
Barber.....	95
Boddicker.....	79
Erickson.....	79

WON-LOST PCT.*

Stone.....	656 (40-21)
Mussina.....	645 (147-81)
Palmer.....	638 (268-152)
Bunker.....	620 (44-27)
Cuellar.....	619 (143-88)
Hall.....	619 (65-40)
McNally.....	616 (181-113)
Mills.....	604 (32-21)
Pappas.....	598 (110-74)
Davis.....	587 (61-43)

GAMES

C. Ripken.....	3,001
B. Robinson.....	2,896
Belanger.....	1,962
Murray.....	1,884
Powell.....	1,763
Anderson.....	1,759
Blair.....	1,700
K. Singleton.....	1,446
Bumbry.....	1,428
Mora.....	1,256

HITS

C. Ripken.....	3,184
B. Robinson.....	2,848
Murray.....	2,080
Anderson.....	1,614
Powell.....	1,574
K. Singleton.....	1,455
Blair.....	1,426
Bumbry.....	1,403
ROBERTS.....	1,386
Mora.....	1,323

RUNS BATTED IN

C. Ripken.....	1,695
B. Robinson.....	1,357
Murray.....	1,224
Powell.....	1,063
K. Singleton.....	766
Anderson.....	744
Palmeiro.....	701
Mora.....	662
Blair.....	567
Surhoff.....	551

WALKS

C. Ripken.....	1,129
Anderson.....	927
Powell.....	889
K. Singleton.....	886
Murray.....	884
B. Robinson.....	860
Belanger.....	571
ROBERTS.....	555
Palmeiro.....	486
Mora.....	465

STRIKEOUTS

Palmer.....	2,212
Mussina.....	1,535
McNally.....	1,476
Flanagan.....	1,297
Cuellar.....	1,011
Pappas.....	944
Barber.....	918
McGregor.....	904
D. Martinez.....	858
Boddicker.....	836
Ponson.....	836

LOSSES

Palmer.....	152
Flanagan.....	116
McNally.....	113
McGregor.....	108
D. Martinez.....	93
Cuellar.....	88
Ponson.....	85
Mussina.....	81
Barber.....	75
Pappas.....	74

GAMES STARTED

Palmer.....	521
McNally.....	384
Flanagan.....	328
McGregor.....	309
Mussina.....	288
Cuellar.....	283
D. Martinez.....	243
Pappas.....	232
Ponson.....	212
Barber.....	211

GAMES

Palmer.....	558
T. Martinez.....	499
Flanagan.....	450
McNally.....	412
Ryan.....	404
Williamson.....	365
Watt.....	363
McGregor.....	356
Mills.....	346
Hall.....	342

SHUTOUTS

Palmer.....	53
McNally.....	33
Cuellar.....	30
Pappas.....	26
McGregor.....	23
Barber.....	19
Flanagan.....	17
Mussina.....	15
Boddicker.....	13
Phoebus.....	11

COMPLETE GAMES

Palmer.....	211
Cuellar.....	133
McNally.....	120
Flanagan.....	98
McGregor.....	83
Pappas.....	82
D. Martinez.....	69
Barber.....	53
Boddicker.....	53
Mussina.....	45

INNINGS

Palmer.....	3,948.0
McNally.....	2,652.2
Flanagan.....	2,317.2
McGregor.....	2,140.2
Cuellar.....	2,028.1
Mussina.....	2,009.2
D. Martinez.....	1,775.0
Pappas.....	1,632.0
Barber.....	1,414.2
Ponson.....	1,375.1

SAVES

Olson.....	160
T. Martinez.....	105
S. Miller.....	100
Julio.....	83
Myers.....	76
Watt.....	74
J. JOHNSON.....	72
Hall.....	58
Stoddard.....	57
Sherrill.....	51

ORIOLES CAREER BATTING LEADERS

AT BATS

C. Ripken.....	11,551
B. Robinson.....	10,654
Murray.....	7,075
Anderson.....	6,271
Powell.....	5,912
Belanger.....	5,734
Blair.....	5,606
K. Singleton.....	5,115
Bumbry.....	4,958
ROBERTS.....	4,949

DOUBLES

C. Ripken.....	603
B. Robinson.....	482
Murray.....	363
ROBERTS.....	339
Anderson.....	329
Blair.....	269
MARKAKIS.....	265
Mora.....	252
Powell.....	243
Singleton.....	235

EXTRA-BASE HITS

C. Ripken.....	1,078
B. Robinson.....	818
Murray.....	731
Anderson.....	602
Powell.....	557
ROBERTS.....	457
Blair.....	446
K. Singleton.....	436
Palmeiro.....	434
Mora.....	422

SLUGGING PCT. **

F. Robinson.....	.543
Palmeiro.....	.520
Gentile.....	.512
Baines.....	.502
Murray.....	.498
Nieman.....	.491
Scott.....	.485
Tejada.....	.481
Alomar.....	.480
Lynn.....	.478

RUNS

C. Ripken.....	1,647
B. Robinson.....	1,232
Murray.....	1,084
Anderson.....	1,044
Powell.....	796
ROBERTS.....	777
Bumbry.....	772
Blair.....	737
Mora.....	709
K. Singleton.....	684

TRIPLES

B. Robinson.....	68
Anderson.....	64
Bumbry.....	52
Blair.....	51
C. Ripken.....	44
Aparicio.....	34
ROBERTS.....	34
Belanger.....	33
Devereaux.....	32
Grich.....	27

BATTING AVG.**

Alomar.....	.312
Tejada.....	.305
Nieman.....	.303
Boyd.....	.300
Baines.....	.300
F. Robinson.....	.299
MARKAKIS.....	.295
Murray.....	.294
J. Lopez.....	.293
T. Davis.....	.291
Surhoff.....	.291

TOTAL BASES

C. Ripken.....	5,168
B. Robinson.....	4,270
Murray.....	3,522
Powell.....	2,748
Anderson.....	2,698
K. Singleton.....	2,274
Blair.....	2,175
Mora.....	2,073
ROBERTS.....	2,045
Palmeiro.....	1,958

HOME RUNS

C. Ripken.....	431
Murray.....	343
Powell.....	303
B. Robinson.....	268
Palmeiro.....	223
Anderson.....	209
K. Singleton.....	182
F. Robinson.....	179
Mora.....	158
Holles.....	151

STOLEN BASES

Anderson.....	307
ROBERTS.....	275
Bumbry.....	252
Blair.....	167
Aparicio.....	166
Belanger.....	166
Baylor.....	118
Patterson.....	103
Hairston.....	94
Buford.....	85

* Won-Lost Pct.—minimum 50 decisions

** Batting Average and Slugging Pct.—minimum 1,200 at bats

RECORDS & HISTORY



SEASON TOP 10 BATTING PERFORMANCES

GAMES

Brooks Robinson	163	1961
Brooks Robinson	163	1964
Cal Ripken	163	1996
21 tied with	162	last 2012

AT BATS

B.J. Surhoff	673	1999
Brooks Robinson	668	1961
J.J. HARDY	663	2012
Cal Ripken	663	1983
Luis Aparicio	659	1966
Miguel Tejada	654	2005
Miguel Tejada	653	2004
Mike Devereaux	653	1992
Cal Ripken	650	1991
ADAM JONES	648	2012
Miguel Tejada	648	2006

RUNS

Roberto Alomar	132	1996
Frank Robinson	122	1966
Cal Ripken	121	1983
Al Bumbry	118	1980
Brady Anderson	117	1996
Cal Ripken	116	1985
Eddie Murray	115	1983
Melvin Mora	111	2004
Eddie Murray	111	1985
Frank Robinson	111	1969

HITS

Miguel Tejada	214	2006
Cal Ripken	211	1983
Cal Ripken	210	1991
B.J. Surhoff	207	1999
Al Bumbry	205	1980
Miguel Tejada	203	2004
Miguel Tejada	199	2005
Cal Ripken	195	1984
Brooks Robinson	194	1964
Roberto Alomar	193	1996

SINGLES

Al Bumbry	158	1980
Miguel Tejada	153	2006
Tommy Davis	149	1974
Luis Aparicio	143	1966
B.J. Surhoff	140	1999
Brooks Robinson	140	1961
Tommy Davis	139	1973
Cal Ripken	135	1983
NICK MARKAKIS	135	2011
Brooks Robinson	131	1962

DOUBLES

BRIAN ROBERTS	56	2009
BRIAN ROBERTS	51	2008
BRIAN ROBERTS	50	2004
MIGUEL TEJADA	50	2005
AUBREY HUFF	48	2008
NICK MARKAKIS	48	2008
CAL RIPKEN	47	1983
CAL RIPKEN	46	1991
NICK MARKAKIS	45	2010
NICK MARKAKIS	45	2009
BRIAN ROBERTS	45	2005

TRIPLES

Paul Blair	12	1967
Al Bumbry	11	1973
Mike Devereaux	11	1992
Brady Anderson	10	1995
Luis Aparicio	10	1965
Phil Bradley	10	1989
Mike Devereaux	10	1991
Brady Anderson	10	1992
5 with	9	last 1980

HOME RUNS

Brady Anderson	50	1996
Frank Robinson	49	1966
Jim Gentile	46	1961
Rafael Palmeiro	43	1998
Boog Powell	39	1964
Rafael Palmeiro	39	1995
Rafael Palmeiro	39	1996
Rafael Palmeiro	38	1997
Mark Reynolds	37	2011
Albert Belle	37	1999
Boog Powell	37	1969

RBI

Miguel Tejada	150	2004
Rafael Palmeiro	142	1996
Jim Gentile	141	1961
Eddie Murray	124	1985
Frank Robinson	122	1966
Rafael Palmeiro	121	1998
Boog Powell	121	1969
Brooks Robinson	118	1964
Albert Belle	117	1999
2 with	116	last 1996

BATTING AVERAGE

Melvin Mora	.340	2004
Miguel Tejada	.330	2006
Ken Singleton	.3283	1977
Roberto Alomar	.3282	1996
Eric Davis	.327	1998
Cal Ripken	.323	1991
Bob Nieman	.322	1956
Rafael Palmeiro	.319	1994
4 with	.3183	last 1983

EXTRA BASE HITS

Brady Anderson	92	1996
Cal Ripken	85	1991
Frank Robinson	85	1966
Aubrey Huff	82	2008
Miguel Tejada	81	2005
Rafael Palmeiro	81	1996
Rafael Palmeiro	80	1998
Miguel Tejada	76	2004
Cal Ripken	76	1983
Albert Belle	74	1999
ADAM JONES	74	2012

STOLEN BASES

Luis Aparicio	57	1964
Brady Anderson	53	1992
BRIAN ROBERTS	50	2007
Corey Patterson	45	2006
Al Bumbry	44	1980
Al Bumbry	42	1976
Luis Aparicio	40	1963
BRIAN ROBERTS	40	2008
3 with	37	last 2007

TOTAL BASES

Brady Anderson	369	1996
Cal Ripken	368	1991
Frank Robinson	367	1966
Rafael Palmeiro	350	1998
Miguel Tejada	349	2004
Cal Ripken	343	1983
Rafael Palmeiro	342	1996
Miguel Tejada	337	2005
B.J. Surhoff	331	1999
Albert Belle	330	1999
Aubrey Huff	330	2008

WALKS

Ken Singleton	118	1975
Don Buford	109	1970
Ken Singleton	109	1979
Eddie Murray	107	1984
Ken Singleton	107	1977
Bobby Grich	107	1973
Bobby Grich	107	1975
Norm Siebern	106	1964
Mickey Tettleton	106	1990
Randy Milligan	106	1992

STRIKEOUTS

Mark Reynolds	196	2011
CHRIS DAVIS	169	2012
Mickey Tettleton	160	1990
Mark Reynolds	159	2012
ADAM JONES	126	2012
Boog Powell	125	1966
ADAM JONES	119	2010
Lee May	119	1977
Ken Singleton	118	1979
2 with	117	last 1989

HIT BY PITCH

Brady Anderson	24	1999
Brady Anderson	22	1996
Bobby Grich	20	1974
Melvin Mora	20	2002
Brady Anderson	19	1997
Brady Anderson	15	1998
Melvin Mora	14	2001
Melvin Mora	14	2006
6 with	13	last 2012

FRONT
OFFICE

ORIOLES
REACH

MANAGER &
COACHES

2013
ORIOLES

2012
IN REVIEW

OPPONENTS

MINOR
LEAGUES

RECORDS &
HISTORY

ORIOLE PARK

MEDIA



BALTIMORE ORIOLES

SEASON TOP 10 PITCHING PERFORMANCES

GAMES

Jamie Walker	81	2007
Chad Bradford	78	2007
Tippy Martinez	76	1982
B.J. Ryan	76	2003
B.J. Ryan	76	2004
Mike Trombley	75	2000
Gregg Olson	72	1991
Alan Mills	72	1998
Todd Williams	72	2005
5 with	71	last 2012

GAMES STARTED

Dave McNally	40	1969
Dave McNally	40	1970
Mike Cuellar	40	1970
Jim Palmer	40	1976
Mike Flanagan	40	1978
6 with	39	last 1982

COMPLETE GAMES

Jim Palmer	25	1975
Jim Palmer	23	1976
Jim Palmer	22	1977
Mike Cuellar	21	1970
Mike Cuellar	21	1971
Jim Palmer	20	1971
Mike Cuellar	20	1974
Jim Palmer	19	1973
Jim Palmer	19	1978
5 tied with	18	last 1979

SHUTOUTS

Jim Palmer	10	1975
Steve Barber	8	1961
Milli Pappas	7	1964
Jim Palmer	6	1969
Dave McNally	6	1972
Jim Palmer	6	1973
Jim Palmer	6	1976
Jim Palmer	6	1978
7 tied with	5	last 1983

WINS

Steve Stone	25	1980
Mike Cuellar	24	1970
Dave McNally	24	1970
Mike Cuellar	23	1969
Jim Palmer	23	1975
Mike Flanagan	23	1979
Dave McNally	22	1968
Jim Palmer	22	1973
Mike Cuellar	22	1974
Jim Palmer	22	1976

LOSSES

Don Larsen	21	1954
Jim Wilson	18	1955
Pat Dobson	18	1972
Rodrigo Lopez	18	2006
Daniel Cabrera	18	2007
8 with	17	last 2011

SAVES

JIM JOHNSON	51	2012
Randy Myers	45	1997
Gregg Olson	37	1990
B.J. Ryan	36	2005
Jorge Julio	36	2003
Gregg Olson	36	1992
Don Aase	34	1986
Lee Smith	33	1994
Chris Ray	33	2006
3 with	31	last 2008

INNINGS PITCHED

Jim Palmer	323.0	1975
Jim Palmer	319.0	1977
Jim Palmer	315.0	1976
Jim Palmer	305.0	1970
Mike Cuellar	297.2	1970
Jim Palmer	296.1	1973
Dave McNally	296.0	1970
Jim Palmer	296.0	1978
Ross Grimsley	295.2	1974
2 with	292.1	last 1979

HITS ALLOWED

Scott Erickson	284	1998
Dennis Martinez	279	1979
Mike Flanagan	278	1980
Dave McNally	277	1970
Mike Cuellar	273	1970
Mike Flanagan	271	1978
Scott McGregor	271	1983
Ross Grimsley	267	1974
Sidney Ponson	265	2004
Mike Cuellar	265	1973

ERA

Dave McNally	1.95	1968
Jim Palmer	2.07	1972
Jim Palmer	2.09	1975
Hoyt Wilhelm	2.19	1954
Sammy Stewart	2.32	1981
Jim Palmer	2.34	1969
Mike Cuellar	2.38	1969
Jim Palmer	2.40	1973
Jim Palmer	2.46	1976
2 with	2.51	last 1976

STRIKEOUTS

Erk Bedard	221	2007
Mike Mussina	218	1997
Mike Mussina	210	2000
Mike Mussina	204	1996
Dave McNally	202	1968
Jim Palmer	199	1970
Tom Phoebus	193	1968
Jim Palmer	193	1975
Jim Palmer	193	1977
2 with	190	last 1979

WALKS

Bob Turley	181	1954
Mike Torrez	133	1975
Chuck Estrada	132	1961
Steve Barber	130	1961
Chuck Estrada	121	1962
Tom Phoebus	114	1967
Steve Barber	113	1960
Jim Palmer	113	1973
Ray Moore	112	1957
Daniel Cabrera	108	2007

HOME RUNS ALLOWED

Robin Roberts	35	1963
Scott McGregor	35	1986
Sidney Ponson	35	1999
Jeremy Guthrie	35	2009
Scott McGregor	34	1985
Mike Cuellar	34	1970
Bruce Chen	33	2005
Ken Dixon	33	1986
Kris Benson	33	2006
5 tied with	32	last 2012

20-WIN SEASONS

Jim Palmer	8
Dave McNally	4
Mike Cuellar	4
Steve Barber	1
Pat Dobson	1
Mike Torrez	1
Wayne Garland	1
Mike Flanagan	1
Steve Stone	1
Scott McGregor	1
Mike Boddicker	1

FRONT
OFFICE

ORIOLES
REACH

MANAGER &
COACHES

2013
ORIOLES

2012
IN REVIEW

OPPONENTS

MINOR
LEAGUES

RECORDS &
HISTORY

ORIOLE PARK

MEDIA

RECORDS & HISTORY



.300 HITTERS

Avg	Player	Year
.340	Mora	2004
.330	Tejada	2006
.3283	K. Singleton	1977
.3282	R. Alomar	1996
.327	Davis	1998
.323	C. Ripken	1991
.322	Nieman	1956
.319	Palmeiro	1994
.318	C. Ripken	1983
	Bumbry	1980
	Rettenmund	1971
	Boyd	1957
.317	Bumbry	1977
	B. Robinson	1964
.316	J. Lopez	2004
	Sheets	1987
	Murray	1982
	F. Robinson	1966
.315	C. Ripken	1994
.314	ROBERTS	2005
.311	Tejada	2004
	Conine	2001
	F. Robinson	1967
.310	Palmeiro	1995
	Holles	1993
.308	Surhoff	1999
	F. Robinson	1969
.306	MARKAKIS	2008
	Murray	1984
	Murray	1983
	T. Davis	1973
	F. Robinson	1970
.305	Murray	1986
.304	Huff	2008
	Tejada	2005
	C. Ripken	1984
	K. Singleton	1980
	Powell	1969
.303	B. Robinson	1962
.302	Gentile	1961
.300	MARKAKIS	2007
	Murray	1980
	K. Singleton	1975
	Woodling	1959

Minimum: 477 PA (1954-60) 502 PA (1961-) 447 PA (1994 - strike) **Leaders:** Murray - 5; C. Ripken - 4; F. Robinson - 4; Singleton - 3; Tejada - 3

30 HR SEASONS

HR	Player	Year
50	Anderson	1996
49	F. Robinson	1966
46	Gentile	1961
43	Palmeiro	1998
39	Palmeiro	1996
	Palmeiro	1995
	Powell	1964
38	Palmeiro	1997
37	Belle	1999
	Powell	1969
	Reynolds	2011
35	K. Singleton	1979
	Powell	1970
34	Tejada	2004
	C. Ripken	1991
	Powell	1966
33	Murray	1983
	C. DAVIS	2012
32	Gentile	1962
	JONES	2012
	Huff	2008
	Murray	1982
	Murray	1980
	F. Robinson	1969
31	Batista	2002
	Murray	1985
	Sheets	1987
30	HARDY	2011
	Murray	1987
	F. Robinson	1967
	Triandos	1958

Notes: Frank Robinson (1966) Only Oriole to lead AL... Eddie Murray (1981) Tied for AL lead with 22

Leaders: Murray - 5; Powell - 4; Palmeiro - 4; F. Robinson - 3; Gentile - 2

100 RBI SEASONS

RBI	Player	Year
150	Tejada	2004
142	Palmeiro	1996
141	Gentile	1961
124	Murray	1985
122	F. Robinson	1966
121	Palmeiro	1998
	Powell	1969
118	B. Robinson	1964
117	Belle	1999
116	Bonilla	1996
	Murray	1980
114	C. Ripken	1991
	Powell	1970
112	MARKAKIS	2007
111	Murray	1983
	K. Singleton	1979
110	Palmeiro	1997
	Anderson	1996
	C. Ripken	1985
	Murray	1984
	Murray	1982
109	L. May	1976
	Powell	1966
108	Huff	2008
107	Surhoff	1999
	Devereaux	1992
104	Mora	2008
	Mora	2004
	Palmeiro	1995
	K. Singleton	1980
103	Belle	2000
102	C. Ripken	1996
	C. Ripken	1983
101	MARKAKIS	2009
100	Tejada	2006
	Gibbons	2003
	F. Robinson	1969
	B. Robinson	1966

Notes: Miguel Tejada (2004) Only Oriole to lead MLB... Four w/ 100-RBI in '96... 11 O's have had 100 RBI seasons 2+ times

Leaders: Murray - 5; Ripken - 4; Palmeiro - 4; Powell - 3; Belle - 2; Markakis - 2; Mora - 2; B. Robinson - 2; F. Robinson - 2; K. Singleton - 2; Tejada - 2

WEEK & MONTH RBI LEADERS

RBI PER WEEK (7-DAY SPAN)

RBI	Player	Week	Year
19	Powell	06/30-07/06	1966
	Belle	06/10-06/16	2000
	Belle	06/13-06/18	2000
	Belle	06/14/06/20	2000
18	Powell	07/02-07/08	1966
17	Belle	06/11-06/17	2000
	M. Young	08/11-08/17	1985
16	L. May	05/30-06/03	1977
	Gentile	05/07-05/13	1961
	Reynolds	08/31-09/06	2012
15	Mora	07/17-07/23	2008
14	Scott	05/25-05/31	2009
	Tejada	07/19-07/25	2004
	Surhoff	05/11-05/17	1997
	Orsulak	05/20-05/26	1990
	K. Singleton	07/22-07/28	1979
	F. Robinson	09/18-09/24	1966
	Powell	07/03-07/09	1966

RBI PER CALENDAR MONTH

RBI	Player	Month	Year
37	Belle	June	2000
32	Mora	August	2008
	M. Young	August	1985
31	Tejada	April	2005
	Mora	August	2004
	Bonilla	August	1996
	DeCinces	July	1978
	Powell	July	1969
	Powell	June	1966
	Gentile	May	1961
30	Tejada	July	2004
	Belle	September	1999
	Davis	July	1998
	Palmeiro	June	1996
	Murray	September	1980
	Gentile	August	1961
29	Bordick	April	2000
	Palmeiro	June	1998
	Murray	July	1985
	Powell	July	1970
	B. Robinson	August	1965
	F. Robinson	July	1966



BALTIMORE ORIOLES

BALTIMORE ORIOLES RECORDS 1954 THRU 2012

BATTING: SINGLE GAME INDIVIDUAL RECORDS

Record	Total	Player	Date	Opp
Hits	6	Cal Ripken, Jr.	June 13, 1999	@ ATL
Hits, Home Game	5 (9x)	last by Miguel Tejada	July 9, 2005	vs. BOS
Runs	5 (6x)	Brady Anderson (5x)	September 28, 2000	vs. TOR
		Cal Ripken, Jr.	June 13, 1999	@ ATL
RBI	9	Eddie Murray	August 26, 1984	@ CAL
		Jim Gentile	May 9, 1961	@ MIN
RBI, Home Game	7	Eddie Murray	May 18, 1986	vs. OAK
		Boog Powell	July 6, 1966	vs. KC
RBI, at OPACY	6 (14x)	last by Rafael Palmeiro	July 9, 2005	vs. SEA
RBI, by Opponent	9	Danny Tartabull	September 8, 1992	vs. NYY
RBI, Doubleheader	11	Boog Powell	July 6, 1966	vs. KC
Doubles-\$\$	4 (4x)	last by Albert Belle	September 23, 1999	vs. OAK
Triples	3	Al Bumbry	September 22, 1973	@ MIL
Home Runs	3 (19x)	last by Chris Davis	August 24, 2012	vs. TOR
Total Bases	13 (12x)	last by Melvin Mora	August 17, 2008	@ DET
Total Bases	13	Albert Belle	July 25, 1999	vs. ANA
Home Game		Roberto Alomar	April 26, 1997	vs. BOS
Total Bases, Opp*	18	Josh Hamilton	May 8, 2012	TEX
Stolen Bases	4 (3x)	last by Brian Roberts	May 4, 2004	vs. CWS
Stolen Bases, Opp	5	Kenny Lofton	September 3, 2000	CLE
Base on Balls	5	Bobby Grich	August 9, 1975	@ CWS
Strikeouts (9 Inn)	5	Phil Bradley	September 7, 1989	@ TEX
		Don Buford	August 26, 1971	vs. CWS
		Chris Davis	September 7, 2011	@ NYY
Strikeouts (Ex Inn)	6	Sam Horn	July 17, 1991	@ KC
Consecutive Hits	10	Ken Singleton	August 26-28, 1981	
Consecutive PA	13	Harold Baines	April 30-May 4, 1993	
Reach Safely		Jim Dwyer	Sept. 29-Oct. 2, 1982	
Reach on E-***\$	3	Phil Bradley	August 4, 1989	vs. TEX
HBP-***\$	3	Melvin Mora	July 18, 2002	@ TOR
HBP, One Inn-*\$	2	Brady Anderson	May 23, 1999	vs. TEX

* = AL Record

** = Tied AL Record

\$ = ML Record

\$\$ = Tied ML Record

HITTING FOR THE CYCLE

ORIOLE	DATE	OPP
Felix Pie	August 14, 2009	vs. LAA
Aubrey Huff	June 29, 2007	vs. LAA
Cal Ripken, Jr.	May 6, 1984	@ TEX
Brooks Robinson	July 15, 1960	@ CWS
OPPONENT	DATE	TEAM
Ian Kinsler	April 15, 2009	@ TEX
Eric Chavez	June 21, 2000	OAK
Jose Valentin	April 27, 2000	CWS
Mike Greenwell	September 14, 1988	BOS
Tony Phillips	May 16, 1986	OAK
Bob Watson	September 15, 1979	BOS
George Brett	May 28, 1979	KC
Larry Hise	June 4, 1976	MIN
Tony Horton	July 2, 1970	CLE

RECORDS & HISTORY



BALTIMORE ORIOLES RECORDS 1954 THRU 2012

BATTING: SINGLE SEASON INDIVIDUAL RECORDS

Record	Total	Player	Year
Games	163	Cal Ripken, Jr.	1996
At Bats	673	Brooks Robinson	1964, '61
Plate Appearances	749	BJ Surhoff	1999
Runs	132	Brady Anderson	1992
Hits	214	Roberto Alomar	1996
Total Bases	369	Miguel Tejada	2006
Singles	158	Brady Anderson	1996
Doubles	56	Al Bumbry	1980
Triples	12	Brian Roberts	2009
HR, RHB	49	Paul Blair	1967
HR, LHB	50	Frank Robinson	1966
HR, Leadoff Hitter	35	Brady Anderson	1996
HR, Leading off game	12	Brady Anderson	1996
Consecutive Games	4	Brady Anderson	1996
Leading off w/ HR			
Extra-Base Hits	92	Brady Anderson	1996
RBI, LHB	142	Rafael Palmeiro	1996
RBI, RHB	150	Miguel Tejada	2004
RBI, Switch	124	Eddie Murray	1985
RBI, Month	37	Albert Belle	June, 2000
GW RBI	26	Jim Gentile (unofficial)	1961
Hit Streak	25	Rafael Palmeiro	1998
Sac Hits	30	Eric Davis	1998
Sac Flies-**	23	Mark Belanger	1975
Stolen Bases	17	Bobby Bonilla	1996
Walks	57	Luis Aparicio	1964
Intentional Walks	118	Ken Singleton	1975
Strikeouts	25	Eddie Murray	1984
Fewest Strikeouts	196	Mark Reynolds	2011
Hit By Pitch	19	Rich Dauer	1980
Ground into DP	24	Brady Anderson	1999
Pinch Hits-	32	Cal Ripken, Jr.	1985
Consec Pinch Hits	24	Dave Philley	1961
Pinch Hit RBI	6	Bob Johnson	1964
Batting Average	18	Dave Philley	1961
On-Base Percentage	.340	Melvin Mora	2004
Slugging Percentage	.438	Ken Singleton	1977
	.646	Jim Gentile	1961

BATTING: MULTIPLE SEASON INDIVIDUAL RECORDS

Record	Total	Player	Date Range
Consecutive Games-\$	2,632	Cal Ripken, Jr.	May 30, 1982- Sept. 19, 1998
Consec Games, One Pos-\$	2,216	Cal Ripken, Jr.	July 1, 1982- July 14, 1996
Consecutive Innings-\$	8,265	Cal Ripken, Jr.	June 5, 1982- Sept. 14, 1987

THE ORIOLES 20-20 CLUB

Four different Orioles have hit at least 20 home runs and stolen at least 20 bases in the same season. Brady Anderson (three times) is the only player to do it more than once:

1969 Paul Blair (26 HR, 20 SB)	1976 Reggie Jackson (27 HR, 28 SB)	1996 Brady Anderson (50 HR, 21 SB)
1975 Don Baylor (25 HR, 32 SB)	1992 Brady Anderson (21 HR, 53 SB)	1999 Brady Anderson (24 HR, 36 SB)



BALTIMORE ORIOLES

BALTIMORE ORIOLES RECORDS 1954 THRU 2012

BATTING: SINGLE GAME TEAM RECORDS

Record	Total	Date	Opp	Note
Runs, Inning	12	April 11, 2002	vs. TB	6th
Runs, Game	23	September 28, 2000	vs. TOR	23-1
Runs, Road Game	22	June 13, 1999	@ ATL	22-1
Runs, Both Clubs	34	June 26, 1978	@ TOR	10-24
Runs, Home Game, Both Clubs	33	August 22, 2007	vs. TEX	3-30, DH G1
Runs Allowed, Inning	16	April 19, 1996	@ TEX	8th
Runs Allowed, Inning, Home	11	August 28, 2007	vs. TB	8th
		May 11, 1962	vs. WAS	6th
Runs Allowed, Home Game	30	August 22, 2007	vs. TEX	3-30
Runs Allowed, Road Game	26	April 19, 1996	@ TEX	
Win Margin	22	September 29, 2000	vs. TOR	23-1
Win Margin, Shutout	17	July 27, 1969	vs. CWS	17-0
Loss Margin, Home Game	27	August 22, 2007	vs. TEX	3-30
Loss Margin, Road Game	19	April 19, 1996	@ TEX	7-26
Loss Margin, Shutout	16	April 30, 1960	vs. NYY	0-16
Hits, Inning	11	April 11, 2002	vs. TB	6th
Hits Allowed, Inning	11	September 20, 1983	@ DET	1st
Hits, Game	26	August 28, 1980	vs. CAL	
Hits, Away Game	25	June 13, 1999	@ ATL	
Hits, Both Clubs	42	May 17, 1996	vs. SEA	21 each
Hits, Doubleheader	35	June 23, 1991	@ KC	
Hits Allowed, Home Game	29	August 22, 2007	vs. TEX	DH G1
Doubles, Game	9	July 30, 1996	@ MIN	
		August 14, 2009	vs. LAA	
Triples, Game	3 (7x)	April 29, 1993	vs. MIN	
Home Runs, Game	7	September 26, 2012	vs. TOR	
		August 26, 1985	@ CAL	
		May 17, 1967	@ BOS	
Total Bases, Game	43	May 16, 1999	@ TEX	
Total Bases Allowed, Game	53	September 14, 1987	@ TOR	
Extra-Base Hits, Game	12	August 17, 2008	@ DET	
		August 14, 2009	vs. LAA	
Extra-Base Hits Allowed, Game	12	September 14, 1987	@ TOR	
		June 21, 1987	vs. DET	
Stolen Bases, Game	7	August 28, 1986	@ OAK	
Stolen Bases Allowed, Game	8	August 1, 1998	@ KC	
		September 27, 1965	vs. KC	
Left on Base, Game	21	July 6, 1992	vs. CWS	14 Inn
		August 25, 1968	vs. BOS	18 Inn
Left on Base, 9-Inn Game	18	May 15, 1971	@ BOS	
Left on Base, Shutout Loss**	15	April 9, 1993	@ SEA	
Strikeouts, 9-Inn Game	17	September 21, 1998	@ TOR	
				Clemens - 15, Quantrill & Plesac 1
Strikeouts, Ex Inn Game	23	May 26, 1995	@ SEA	Johnson - 13 & Fleming - 4
		October 5, 1996	@ CLE	Division Series
		September 12, 1962	vs. WAS	
Walks, Game	15	June 27, 1989	vs. TOR	
		September 28, 1973	vs. CLE	
GIDP, Game	6	May 6, 1972	vs. KC	

* = AL Record

** = Tied AL Record

\$ = ML Record

\$\$ = Tied ML Record

CLUB BATTING, SEASON RECORDS

Highest average	.281	2004	Most intentional walks	69	1971
Most stolen bases	150	1976	Most sacrifice hits	110	1957
Most extra-base hits	585	1996	Most triples	49	1954
Most total bases	2685	1996	Most runs	949	1996
Lowest average	.225	1968	Most strikeouts	1315	2012
Most walks	717	1970	Most sacrifice flies	67	1996
Most GIDP	159	1986	Most home runs	257	1996
Most doubles	322	2008	Most hits	1614	2004
Highest slugging pct	.472	1996	Most hit by pitch	77	2001

RECORDS & HISTORY



BALTIMORE ORIOLES RECORDS 1954 THRU 2012

HOME RUNS: INDIVIDUAL RECORDS

Record	Total	Player	Date	Note
In Consecutive At-Bats--\$	4	Don Baylor	July 1-2, 1975	1 @BOS & 3 @DET
Most, Game	3 (19x)	last by Chris Davis	August 24, 2012	vs. TOR
Most, Home Game	3 (7x)	last by Chris Davis	August 24, 2012	vs. TOR
Most, Home Game, Opp at Memorial Stadium--\$	4	Rocky Colavito	June 10, 1959	CLE
Most HR, Game, Opp at OPACY	4	Josh Hamilton	May 8, 2012	TEX
Most, Road Game, Opp.	3 (7x)	last by Adrian Beltre	August 22, 2012	TEX
Most, Month	11	Brady Anderson	April, 1996	
Most, Season	50	Brady Anderson	June 18, 1905	
Most, Season	27	Frank Robinson	1966	
Memorial Stadium				
Most, Season Camden Yards	25	Rafael Palmeiro	1998	
Most, Season, Rookie	28	Cal Ripken, Jr.	1982	
Most, Season, Pitcher	6	Jack Harshman	1958	
Most, Career	431	Cal Ripken, Jr.	1981-2001	
Most, Career Memorial Stadium	160	Eddie Murray	1977-88	
Most, Career Camden Yards	124	Rafael Palmeiro		121 as an Oriole
Multi-HR Games in a Season	7 (2x)	Brady Anderson	1996	
		Frank Robinson	1966	
		Eddie Murray	1977-88 & '96	
Multi-HR Games in a Career	21	Eddie Murray		
Leadoff, Career	44	Brady Anderson	1988-2001	
Grand Slams, Season	5	Jim Gentile	1961	
Grand Slams, Game--\$	2 (3x)	last by Chris Hoiles	August 14, 1998	@ CLE
Grand Slams, Career	16	Eddie Murray	1977-88 & '96	
Season vs. One Opp.	11	Frank Robinson	1966	vs. DET
Season, by One Opp.	9 (3x)	Jose Bautista	2010	TOR
		Tony Batista	2000	TOR
		Rocky Colavito	1959	CLE
Season, by Opp. Memorial Sta.	5 (2x)	Tony Perez	1980	BOS
		Rocky Colavito	1959	CLE
Season, by Opp. Camden Yards	6	Josh Hamilton	2012	TEX
		Dean Palmer	1993	TEX
By Opponent, Career	70	Harmon Killebrew	1955-75	WAS/MIN
By Opponent, Career Memorial Sta.	30	Harmon Killebrew	1955-75	WAS/MIN
By Opponent, Career Camden Yar.	29	Alex Rodriguez	1995-2012	SEA/TEX/NYY
Season, by Pinch Hitter	3 (5x)	last by Sam Horn	1991	
Career, by Pinch Hitter	9	Jim Dwyer	1980-88	
In Consecutive Games	6	Reggie Jackson	July 18-23, 1976	
In Consecutive Games by a Rookie	4	Jay Gibbons	June 17-20, 2001	
Extra Inning HRs, Game--\$	2	Mike Young	May 28, 1987	vs. CAL
Career, From Both Sides of Plate in Same Game	8	Eddie Murray	1977-88 & '96	
Season, From Both Sides of Plate in Same Game--*v	2 (2x)	Eddie Murray	April 24 & 26, 1982	@ CWS & vs. TOR
Consecutive Games, From Both Sides of Plate--\$	2	Eddie Murray	May 8-9, 1987	@ CWS
In First ML At-Bat	2x	Lou Montanez	August 6, 2008	@ LAA
		Les (Buster) Narum	May 3, 1963	@ DET
HR into 2nd level at Camden Yards	1	Rex Hudler	June 11, 1995	For CAL vs. BAL
		Mark Reynolds	August 7, 2011	vs. TOR

* = AL Record

** = Tied AL Record

\$ = ML Record

\$\$ = Tied ML Record

LONGEST HOME RUNS AT ORIOLE PARK

1	465 ft.	Darryl Strawberry	NY Yankees	June 17, 1998	Mike Mussina	Orioles
2	463 ft.	Pedro Munoz	Oak	May 25, 1996	David Wells	Orioles
3	460 ft.	Jeffery Hammonds	Orioles	Sept. 15, 1997 (1)	Eric Plunk	Indians
4	457 ft.	Mo Vaughn	Bos	July 7, 1996	Randy Myers	Orioles
5	454 ft.	Miguel Cabrera	Det	July 13, 2012	Luis Ayala	Orioles
6	452 ft.	Eric Davis	Det	Sept. 26, 1993 (1)	Arthur Rhodes	Orioles
7	450 ft.	Juan Gonzalez	Tex	July 26, 1992	Mike Mussina	Orioles
8	450 ft.	Manny Ramirez	Cle	Aug. 14, 1995	Jamie Moyer	Orioles
9	450 ft.	Russell Branyan	Sea	June 11, 2009	Brian Bass	Orioles
10	450 ft.	Mark Reynolds	Orioles	August 7, 2011	Ricky Romero	Blue Jays



BALTIMORE ORIOLES

BALTIMORE ORIOLES RECORDS

1954 THRU 2012

EUTAW STREET HOME RUNS

Of the 66 home runs hit onto the Eutaw St. promenade since Camden Yards opened in 1992, 27 of them have been hit by Orioles, including six by Luke Scott, the most by an individual. Jason Giambi's three are the most by an opposing player. A single season-high nine homers landed on Eutaw St. in 2012...Luke Scott's blast on July 19, 2008 is the only walk-off Eutaw St. home run in park history.

#	DATE	PLAYER	TEAM	PITCHER	TEAM	DISTANCE
1	Apr. 20, 1992	Mickey Tettleton	Detroit	Ben McDonald	Orioles	406
2	May 5, 1992	Kevin Reimer	Texas	Jose Mesa	Orioles	343
3	May 23, 1992	Lee Stevens	California	Rick Sutcliffe	Orioles	430
4	Apr. 24, 1994	Ken Griffey, Jr.	Seattle	Brad Pennington	Orioles	424
5	June 8, 1995	Kevin Bass	Orioles	Solomon Torres	Seattle	409
6	Apr. 3, 1996	Rafael Palmeiro	Orioles	Mark Gubicza	Kansas City	412
7	Apr. 27, 1996	Brady Anderson	Orioles	Bobby Witt	Texas	380
8	Apr. 30, 1996	Paul O'Neill	Yankees	Arthur Rhodes	Orioles	431
9	July 7, 1996	Mo Vaughn	Boston	Scott Erickson	Orioles	440
10	July 26, 1996	Jim Thome	Cleveland	Mike Mussina	Orioles	440
11	Aug. 14, 1996	Eddie Murray	Orioles	Jeff D'Amico	Milwaukee	384
12	Sept. 8, 1996	Bobby Bonilla	Orioles	Jose Lima	Detroit	405
13	Apr. 11, 1997	Rafael Palmeiro	Orioles	Eric Gunderson	Texas	411
14	Apr. 11, 1997	Rafael Palmeiro	Orioles	Eric Vosberg	Texas	408
15	June 17, 1997	Henry Rodriguez	Montreal	Scott Kamieniecki	Orioles	443
16	May 13, 1998	Brady Anderson	Orioles	Chad Ogea	Cleveland	405
17	May 30, 1998	Lee Stevens	Texas	Sidney Ponson	Orioles	415
18	June 21, 1998	Carlos Delgado	Toronto	Sidney Ponson	Orioles	415
19	July 24, 1998	Rafael Palmeiro	Orioles	Bill Swift	Detroit	420
20	Apr. 29, 1999	Brady Anderson	Orioles	Jeff Suppan	Kansas City	420
21	June 22, 1999	Troy O'Leary	Boston	Sidney Ponson	Orioles	413
22	Aug. 8, 1999	Delino DeShields	Orioles	Brian Moehler	Detroit	420
23	Sept. 5, 1999	Jim Thome	Cleveland	Sidney Ponson	Orioles	420
24	Sept. 23, 1999	Matt Stairs	Oakland	Sidney Ponson	Orioles	423
25	May 11, 2000	Carl Everett	Boston	Jose Mercedes	Orioles	429
26	June 21, 2001	Jeff Liefer	White Sox	Jason Johnson	Orioles	410
27	June 8, 2002	Shawn Green	Dodgers	Jason Johnson	Orioles	410
28	July 19, 2002	Gary Matthews	Orioles	Jon Garland	White Sox	406
29	Aug. 20, 2002	Ben Grieve	Tampa Bay	Jason Johnson	Orioles	435
30	June 28, 2003	Jay Gibbons	Orioles	Brett Myers	Philadelphia	420
31	July 22, 2003	Hank Blalock	Texas	Rodrigo Lopez	Orioles	380
32	Aug. 21, 2003	Aubrey Huff	Tampa Bay	Jason Johnson	Orioles	414
33	Sept. 9, 2003	David Ortiz	Boston	Damian Moss	Orioles	430
34	April 23, 2004	Jay Gibbons	Orioles	Aquilino Lopez	Toronto	393
35	July 25, 2004	Justin Morneau	Minnesota	Daniel Cabrera	Orioles	395
36	August 22, 2004	Eric Hinske	Toronto	Erik Bedard	Orioles	385
37	September 29, 2004	Rafael Palmeiro	Toronto	Ted Lilly	Orioles	390
38	September 29, 2005	Jason Giambi	Yankees	Erik Bedard	Orioles	425
39	July 31, 2006	Brian Roberts	Orioles	Gil Meche	Seattle	410
40	September 28, 2007	Johnny Damon	Yankees	Victor Zambrano	Orioles	390
41	May 27, 2008	Jason Giambi	Yankees	Brian Burres	Orioles	415
42	May 28, 2008	Jason Giambi	Yankees	Jeremy Guthrie	Orioles	410
43	June 14, 2008	Nick Markakis	Orioles	John Grabow	Pittsburgh	395
44	June 18, 2008	Lance Berkman	Houston	Jeremy Guthrie	Orioles	430
45	July 1, 2008	Alex Gordon	Kansas City	Radhames Liz	Orioles	425
46	July 19, 2008	Luke Scott	Orioles	Freddy Dolsi	Detroit	420
47	August 22, 2008	Robinson Cano	Yankees	Radhames Liz	Orioles	425
48	September 8, 2008	Luke Scott	Orioles	Fausto Carmona	Cleveland	415
49	April 21, 2009	Aubrey Huff	Orioles	Jose Contreras	White Sox	415
50	June 28, 2009	Adam Dunn	Washington	David Hernandez	Orioles	442
51	July 11, 2009	Luke Scott	Orioles	Ricky Romero	Toronto	394

RECORDS & HISTORY



52	September 1, 2009	Luke Scott	Orioles	AJ Burnett	Yankees	412
53	April 27, 2011	Luke Scott	Orioles	Josh Beckett	Red Sox	426
54	June 7, 2011	Luke Scott	Orioles	Guillermo Moscoso	A's	418
55	June 30, 2011	Lance Berkman	Cardinals	Alfredo Simon	Orioles	444
56	July 17, 2011	Carlos Santana	Indians	Mitch Atkins	Orioles	424
57	August 26, 2011	Nick Swisher	Yankees	Tommy Hunter	Orioles	412
58	April 24, 2012	Eric Thames	Blue Jays	Tommy Hunter	Orioles	410
59	April 28, 2012	Chris Davis	Orioles	Jim Miller	A's	418
60	May 10, 2012	Josh Hamilton	Rangers	Tommy Hunter	Orioles	442
61	May 14, 2012	Curtis Granderson	Yankees	Jason Hammel	Orioles	422
62	May 21, 2012	David Ortiz	Red Sox	Tommy Hunter	Orioles	424
63	June 29, 2012	Asdrubal Cabrera	Indians	Jake Arrieta	Orioles	423
64	June 29, 2012	Matt Wieters	Orioles	Derek Lowe	Indians	395
65	June 30, 2012	Chris Davis	Orioles	Josh Tomlin	Indians	431
66	August 24, 2012	Chris Davis	Orioles	Carlos Villanueva	Blue Jays	404

BALTIMORE ORIOLES RECORDS 1954 THRU 2012

HOME RUNS: ORIOLES - GAME & INNING

Record	Total	Date	Opp	Notes
Most, Game	7	September 26, 2012	vs. TOR	
		August 26, 1985	@ CAL	Murray (3) + 4 others
		May 17, 1967	@ BOS	7 players
Most, Game, Memorial Stadium	6	May 28, 1987	vs. CAL	
Most, Game, Camden Yards	7	September 26, 2012	vs. TOR	
Most, Game, Opp.-\$	10	September 14, 1987	@ TOR	
Most, Game, Opp., Mem. Stad.	6	June 10, 1959	CLE	Colavito (4) + 2 others
Most, Game, Opp., Camden Yards	6	August 22, 2007	TEX	DH G1
Most, Game, Combined, Mem. St.	8	May 28, 1987	CAL	BAL - 6 & CAL - 2
Most, Game, Combined, Camden Yards	11	July 1, 1994	CAL	BAL - 6 & CAL - 5
				Tie AL rec - night game
Most, Inning	4	September 5, 1995	vs. CAL	2nd
		May 17, 1967	@ BOS	7th
Most, Inning, Combined	5	April 7, 2000	DET	DET - 3 & BAL - 2, 5th
Most, In Succession**	3 (8x)	last May 10, 2012	vs. TEX	Flaherty, Hardy, Markakis (led off game)
Consecutive Games With	20	July 16-August 9, 1998		
Consecutive Games, 2+-\$	9	August 3-11, 1996		
		May 8-16, 1987		

HOME RUNS: ORIOLES - SEASON

Record	Total	Season	Notes
Most, Season	257	1996	
Most, Season, Home	127	2012	
Most, Season, Home, Allowed	125	1987	
Most, Season, Combined, Home	235	1987	
Most, Season, Allowed	226	1987	
Most, Pinch Hit	11	1982	
Most, Season, Combined	466	1996	
Most, Grand Slams	11	1996	
Most, Leadoff	12	1996	
Most, PH Grand Slams	3	1982	
Players w/ 20+, Season	7	1995	Anderson, Palmeiro, Bonilla, Ripken
			Holles, Alomar & Surhoff
Most, vs. One Opp.	32	1966	vs. DET (18 games)

* = AL Record

** = Tied AL Record

\$ = ML Record

\$\$ = Tied ML Record



BALTIMORE ORIOLES

GRAND SLAM HOME RUNS LIFETIME GRAND SLAMS BY CURRENT ORIOLES

TOTAL	AT BAL	PLAYER	DATE	OPPONENT	PITCHER
1	0	Wilson Betemit	(1) Sep 15, '10	KC vs. Oak	Trevor Cahill
1	0	Chris Davis	(1) July 31, '12	Bal at NYY	Ivan Nova
1	1	Ryan Flaherty	(1) Sep 28, '12	Bal vs. BOS	Aaron Cook
3	0	J.J. Hardy	(1) Sep 5, '05 (2) May 12, '07 (3) May 15, '11	Mil at Cin Mil at NYM Bal at TB	Chris Booker Joe Smith Cesar Ramos
1	0	Travis Ishikawa	(1) July 3, '10	SF vs. Col	Ubaldo Jimenez
2	0	Conor Jackson	(1) July 17, '11 (2) Sep 9, '11	Oak vs. LAA Bos vs. Bal	Joel Piniero Brad Bergesen
1	0	Adam Jones	(1) July 28, '08	Bal at NYY	David Robertson
3	2	Nick Markakis	(1) Apr 13, '07 (2) Apr 17, '09 (3) June 10, '11	Bal vs. KC Bal at BOS Bal vs. TB	Todd Wellemeyer Brad Penny Jeremy Hellickson
5	1	Brian Roberts	(1) May 22, '03 (2) May 28, '03 (3) June 20, '04 (4) Aug 20, '09 (5) Sep 12, '09	Bal at Ana Bal vs. Ana Bal at Col Bal at TB Bal at NYY	Troy Percival Ramon Ortiz Shawn Chacon Lance Cormier AJ Burnett
1	0	Taylor Teagarden	(1) Sep 15, '08	Tex vs. Det	Gary Glover
2	0	Danny Valencia	(1) July 26, '10 (2) Sep 25, '10	Min at KC Min at Det	Zack Greinke Jeremy Bonderman
1	0	Matt Wieters	(1) Apr 16, '12	Bal at CWS	Zach Stewart

GRAND SLAM NOTES

OVERALL: The O's have out-slammed their opponents, 229-203, in their 59-year history • The Orioles have hit three postseason grand slams (one on the road and two in Baltimore - one each at Memorial Stadium and Camden Yards) • They have a 131-86 advantage in Baltimore during the regular season, including a 57-45 edge at Oriole Park at Camden Yards • **THREE IN ONE GAME:** The Orioles and Texas combined to hit a major league-record three grand slams on August 6, 1986 in the Rangers' 13-11 win at Memorial Stadium • Jim Dwyer and Larry Sheets hit fourth inning grand slams for the Orioles, only the fifth time in history one club has hit two grand slams in an inning • Toby Harrah hit Texas' grand slam • Houston and the Chicago Cubs tied the record on June 3, 1987 • **TWO IN ONE GAME:** Only 10 major leaguers have hit two grand slams in the same game and it has been done by an Oriole three times • Chris Hoiles hit a pair of grand slams on August 14, 1998 at Cleveland, connecting in the third and eighth innings • Jim Gentile and Frank Robinson previously did it for the O's, and are among four players who have done it in consecutive at bats • Gentile hit slams in the first and second innings at Minnesota on May 9, 1961 • Robinson did it in the fifth and sixth innings at Washington on June 26, 1970 • **GENTILE HIT 5 IN 1961:** Gentile set an American League record and tied the major league record then held by the Cubs' Ernie Banks when he hit five bases loaded homers in '61 • The Yankees' Don Mattingly broke the mark with six grand slams in 1987 and Cleveland's Travis Hafner matched that record in 2006 • **POST-SEASON SLAMMING PITCHERS:** Mike Cuellar and Dave McNally are the only two major league pitchers to hit grand slams in post-season play, and both did it in 1970 with the Orioles • Cuellar connected in ALCS Game 1 off the Twins' Jim Perry (at Minnesota) • McNally hit his in World Series Game 3 off the Reds' Wayne Granger at Memorial Stadium • Cuellar's slam was the first in LCS history • **OPPONENTS:** The 2006 Orioles allowed a major-league leading and club record 12 grand slams • The previous club record was nine allowed in 2000 • The 1978 and 1993 Orioles allowed grand slams in 3 consecutive games, tying the major league record set by the 1901 Reds • The 1978 O's allowed slams in three straight games, April 7-9, at Milwaukee • The 1993 O's did it August 10-12, all at Detroit • Alex Rodriguez is the only player with four grand slams against the Orioles, while Edgar Martinez and Jim Thome are the only players with three grand slams against the O's • Oakland's Carlos Reyes in 1996 became the 14th opposing pitcher to give up two grand slams against the Orioles and the third to throw them in the same season, joining Chicago's Terry Forster (1976) and Jack Harshman (1955). **GOPHER PITCHERS:** Milt Pappas gave up six bases loaded homers as an Oriole, most by any O's hurler • Pappas gave up nine overall in his career, tying Jerry Reuss (1969-90) and Ned Garver (1948-61) for second highest career grand slams allowed in major league history behind Mike Jackson, who allowed 10 • Dave McNally, Scott McGregor, Alan Mills, and Jesse Orosco are next among Oriole pitchers, allowing four apiece (Armando Benitez also allowed four grand slams, including one in post-season play) • Jim Palmer never allowed a slam in 558 games spanning nearly 4,000 innings.

RECORDS & HISTORY



GRAND SLAMS BY ORIOLES 1954 THRU 2012 (INCLUDES POSTSEASON)

TOTAL	AT BAL	PLAYER	TOTAL	AT BAL	PLAYER	TOTAL	AT BAL	PLAYER
16	10	Eddie Murray	2	1	Tommy Davis	1	0	Dan Graham
8	7	Cal Ripken	2	1	Rick Dempsey	1	0	Jeffrey Hammonds
8	5	Chris Hoiles	2	2	Jay Gibbons	1	0	J.J. Hardy
7	4	Boog Powell	2	1	Bobby Grich*	1	0	Pete Incaviglia
6	2	Jim Gentile	2	0	Wayne Gross	1	1	Davey Johnson
6	4	Brooks Robinson	2	1	Elrod Hendricks	1	0	Adam Jones
5	3	Doug DeCinces	2	0	Ramon Hernandez	1	1	Bob Kennedy
5	5	Lee May	2	0	Sam Horn	1	0	Billy Klaus
5	1	Brian Roberts	2	1	Aubrey Huff	1	1	Luis Lopez
5	1	Gary Roenicke	2	2	Dave McNally%	1	1	Scott Moore
5	2	Ken Singleton	2	2	Randy Milligan	1	1	Curt Motton
5	1	Gus Triandos	2	2	Joe Nolan	1	0	David Newhan
4	3	Harold Baines	2	0	Frank Robinson	1	0	Joe Orsulak
4	2	Tony Batista	2	2	Luke Scott	1	1	Mike Pagliarulo
4	3	Terry Crowley	2	0	Billy Smith	1	0	Corey Patterson
4	3	Pat Kelly	2	1	Gene Woodling	1	1	Jay Payton
4	2	Fred Lynn	1	0	Luis Aparicio	1	0	Albie Pearson
4	3	Rafael Palmeiro	1	1	Michael Aubrey	1	1	Dave Philley
4	1	B.J. Surhoff	1	1	Benny Ayala	1	1	Merv Rettenmund
3	2	Brady Anderson	1	1	Frank Baker	1	1	Mark Reynolds
3	2	Paul Blair	1	0	Bret Barberie	1	1	Lenn Sakata
3	2	Curt Blefary	1	1	Phil Bradley	1	0	Rick Schu
3	2	Bobby Bonilla#	1	0	Jim Busby	1	1	David Segui
3	2	Mike Devereaux	1	1	Will Clark	1	1	Larry Sheets
3	1	Reggie Jackson	1	0	Mike Cuellar\$	1	0	John Shelby
3	1	John Lowenstein	1	0	Chris Davis	1	1	Jim Traher
3	2	Nick Markakis	1	1	Jim Dwyer	1	0	Matt Wieters
3	2	Melvin Mora	1	1	Jim Dyck	1	1	Dick Williams
3	3	Miguel Tejada	1	1	Dwight Evans	1	0	Earl Williams
2	2	Roberto Alomar	1	0	Steve Finley	1	0	Mike Young
2	2	Albert Belle	1	1	Ryan Flaherty	232	133	Orioles totals including postseason
2	1	Don Buford	1	1	Dan Ford			
2	2	Jeff Conine	1	1	Tito Francona			
2	0	Fritz Connally	1	1	Chris Gomez			
2	2	Eric Davis	1	0	Leo Gomez			

*Grich's grand slams came off brothers Gaylord and Jim Perry

#- One of Bonilla's grand slams came in Game One of the 1996 ALDS

\$- Cuellar's grand slam was in Game One of the 1970 ALCS at Minnesota

%- One of McNally's grand slams was in Game Three of the 1970 World Series at Memorial Stadium

The Orioles have hit 131 regular season grand slams at home and two more in the post-season in Baltimore (Dave McNally in 1970 and Bobby Bonilla in 1996)...The O's have out-slammed their opponents 58-45 at Camden Yards (including Bonilla's postseason grand slam).



BALTIMORE ORIOLES

BALTIMORE ORIOLES RECORDS 1954 THRU 2012

PITCHING: SINGLE GAME INDIVIDUAL RECORDS

Record	Total	Player	Date	Opp
Strikeouts	15 (4x)	Erik Bedard	July 7, 2007	at TEX
		Mike Mussina (3x)	last September 24, 2000	at BOS
Bases on Balls	12	Jack Fisher	August 30, 1961	at LA
Innings Pitched	16.0	Jerry Walker	September 11, 1959	vs. CWS
Fewest Batters Faced	27 (3x)	Bob Milacki	April 23, 1989	vs. MIN
Wild Pitches	4	Daniel Cabrera	June 25, 2006	vs. WAS
Consecutive Shutouts	3 (5x)	Jim Palmer	1978	
Consecutive Wins,	3	Grant Jackson	September 30-October 1, 1974	
Reliever-\$\$				
Wins, One Day-\$\$	2	Wes Stock	May 26, 1963	at CLE
Losses, One Day-\$\$	2	Don Aase	August 28, 1986	at OAK
Saves, One Day-\$\$	2	Scott McGregor	September 14, 1977	at TOR

PITCHING: SINGLE GAME CLUB RECORDS

Record	Total	Date	Opp	Note
Strikeouts, Game	17 (2x)	July 5, 1997	@DET	
		September 18, 1968	@ BOS	
Strikeouts, Ex Inn Game	21 (2x)	October 11, 1997	@ CLE	ALCS G3
		June 4, 1967	vs. WAS	
Bases on Balls, Game	18	July 2, 2004	@ PHI	16 Inn

* = AL Record
 ** = Tied AL Record
 \$ = ML Record
 \$\$ = Tied ML Record

ORIOLES 20-GAME WINNERS

Year	Pitcher	Record
1984	Mike Boddicker	20-11
1980	Scott McGregor	20-8
	Steve Stone	25-7
1979	Mike Flanagan	23-9
1978	Jim Palmer	21-12
1977	Jim Palmer	20-11
1976	Wayne Garland	20-7
	Jim Palmer	22-13
1975	Mike Torrez	20-9
	Jim Palmer	23-11
1974	Mike Cuellar	22-10
1973	Jim Palmer	22-9
1972	Jim Palmer	21-10
1971	Pat Dobson	20-8
	Jim Palmer	20-9
	Mike Cuellar	20-9
	Dave McNally	21-5
1970	Jim Palmer	20-10
	Mike Cuellar	24-8
	Dave McNally	24-9
1969	Mike Cuellar	23-11
	Dave McNally	20-7
1968	Dave McNally	22-10
1963	Steve Barber	20-13

NOTES ON 20-GAME WINNERS: Although they have not had one in the past 28 seasons, Oriole pitchers have produced 24 20-win seasons including 23 in the past 45 years (starting in '68), more than any other major league club...The A's (17), Yankees (15), Red Sox (13), White Sox (12), Braves (12), Cardinals (12), Dodgers (11), Twins (10) and Tigers (10) are the only other teams with 10 or more since 1968.

From 1968 thru 1980, a span of 13 years, at least one Oriole pitcher accumulated 20 or more victories to set a major league record...The old standard was 12 by the New York Giants from 1903 to 1914, a mark single-handedly assured by Christy Mathewson, who won 20+ in each of those years.

In 1971, four Baltimore pitchers reached the 20-win plateau...The only other foursome in the history of major league baseball to have achieved the feat was a quartet from the 1920 White Sox (51 years earlier): Urban "Red" Faber-23, Claude Williams-22, Dickie Kerr-21, and Ed Cicotte-21...Despite that achievement, the White Sox finished second that year, two games behind Cleveland.

The four Orioles all won their 20th games within six days: Dave McNally was the first on September 21; then in a series in Cleveland, the other three joined him: Mike Cuellar (September 24 -first game-clinched division title), Pat Dobson (September 24 -2nd game), and Jim Palmer (September 26).

Steve Stone was the earliest 20-game winner in club history, winning his 20th game on August 19 en route to a team record 25 victories in 1980...Three other Orioles hurlers have recorded their 20th wins in August: McNally (August 25) and Cuellar (August 27) in 1971 and Palmer (August 20) in 1975.

The first Oriole to win 20, and the only one in the club's first 14 seasons in Baltimore (1954 thru 1967), was lefthander Steve Barber in 1963.

RECORDS & HISTORY



BALTIMORE ORIOLES RECORDS 1954 THRU 2012

PITCHING: SINGLE SEASON INDIVIDUAL RECORDS

Record	Total	Player	Season/Dates	Notes
Games	81	Jamie Walker	2007	
Games, Teammates-\$	159	Jamie Walker	2007	
		Chad Bradford		
Games, Rookie	57	Jorge Julio	2002	
Games Started	40 (5x)	last by Mike Flanagan	1978	
Games Started, Rookie	36	Bob Milacki	1989	
Complete Games	25	Jim Palmer	1975	
Games Finished	63	Jim Johnson	2012	
Wins	25	Steve Stone	1980	
Wins, Rookie	19	Wally Bunker	1964	
Losses	21	Don Larsen	1954	
Winning %	.808 (21-5)	Dave McNally	1971	
Strikeouts	221	Erik Bedard	2007	
Bases on Balls	181	Bob Turley	1954	
Hit Batters	18	Daniel Cabrera	2008	
Innings	323.0	Jim Palmer	1975	
Innings, Rookie	243.0	Bob Milacki	1989	
Shutouts	10	Jim Palmer	1975	
Consecutive Shutout Inn (One Season)	36.0	Hal Brown	July 7-August 8, 1961	
Consecutive Shutout Inn (Over Two Seasons)	41.0	Gregg Olson	August 4, 1989-May 4, 1990	
Home Runs Allowed	35 (4x)	last by Jeremy Guthrie	2009	
Fewest HR Allowed	8 (2x)	Milt Pappas	1959	
		Billy Loes	1957	
Lowest ERA	1.95	Dave McNally	1968	
Highest ERA	5.90	Rodrigo Lopez	2006	
Saves	51	Jim Johnson	2012	
Saves, Rookie-*	27	Gregg Olson	1989	
Wins, Reliever	14	Stu Muller	1965	
Innings, Reliever	140.1	Sammy Stewart	1983	
Consec Scoreless Apps	29	Gregg Olson	August 4, 1989-May 4, 1990	
Consecutive Wins	17	Dave McNally	September 22, 1968-August 3, 1969	
Consecutive Losses	13	Mike Boddicker	September 9, 1987-May 14, 1988	
Consecutive Wins, Season	15	Dave McNally	April 12-August 3, 1969	
Consecutive Losses, Season	10	Jay Tibbs	July 14-October 1, 1988	
Consecutive Losses, Start of Season	8	Jason Johnson	2000	
Wins vs. One Club	6	Mike Boddicker	1988	vs. KC
Losses vs. One Club	5 (3x)	Wally Bunker	1964	vs. CLE
Wins by Opp.	6 (2x)	Jim Wilson	1955	NY Yankees
		Andy Pettitte	2003	NY Yankees
Losses by Opp.	5 (4x)	Bud Daley	1959	KC Royals
		Catfish Hunter	1976	NY Yankees

* = AL Record

** = Tied AL Record

\$ = ML Record

\$\$ = Tied ML Record

FRONT
OFFICE

ORIOLES
REACH

MANAGER &
COACHES

2013
ORIOLES

2012
IN REVIEW

OPPONENTS

MINOR
LEAGUES

RECORDS &
HISTORY

ORIOLE PARK

MEDIA



BALTIMORE ORIOLES

BALTIMORE ORIOLES RECORDS 1954 THRU 2012

PITCHING: SINGLE SEASON CLUB RECORDS

Record	Total	Year	Note
Most Consecutive Shutouts*	5	September 26-October 1, 1995	2 @ TOR & 3 vs. DET
		September 2-6, 1974	3 vs. BOS & 2 @ CLE
Most Consecutive Shutout Innings*	54	September 1-7, 1974	9th Inn - 8th Inn
Most Complete Games, Season	71	1971	
Most Consecutive Complete Games	7	May 1-7, 1968	
Most Shutouts	21	1961	
Fewest Shutouts**	1	1996	
Most Strikeouts	1,177	2012	
Most Bases on Balls	696	2007	
Fewest Base on Balls	395	1972	
Lowest ERA	2.53	1972	
Highest ERA	5.37	2000	
Most Saves	59	1997	
Most Hits Allowed	1,633	2009	
Most Runs Allowed	913	2000	
Most Home Runs Allowed	226	1987	
Fewest Home Runs Allowed	78	1954	
Most Grand Slams Allowed	12	2006	

LOW HIT GAMES

NO-HITTERS BY O's (5)

Pitcher(s)	Opp	Date	Note
Hoyt Wilhelm	vs. NYY	September 20, 1958	
Steve Barber & Stu Miller	vs. DET	April 30, 1967	O's lost, 2-1
Tom Phoebus	vs. BOS	April 27, 1968	
Jim Palmer	vs. OAK	August 13, 1969	
B. Milacki, M. Flanagan, M. Williamson & G. Olson	@ OAK	July 13, 1991	

NO-HITTERS BY OPPONENTS (6)

Pitcher(s)	Team	Date	Score/Notes
Bo Belinsky	CAL	May 5, 1962	2-0
Nolan Ryan	CAL	June 1, 1975	1-0, 4th of Ryan's 7
Juan Nieves	MIL	April 15, 1987	7-0
Wilson Alvarez	CWS	August 11, 1991	7-0
Hideo Nomo	BOS	April 4, 2001	3-0
Clay Buchholz	BOS	September 1, 2007	10-0

LONG GAMES BY ORIOLES PITCHERS

Pitcher	IP	DATE	OPP	W/L/ND	CG/SO
Jerry Walker	16	September 11, 1959	Chi	W, 1-0	CG-SHO
Ray Moore	15	May 21, 1957	Det	ND	
Ross Grimsley	14	September 11, 1974	NY	ND	
Robin Roberts	13 1/3	June 30, 1963	KC	L, 1-3	
Jim Wilson	13	May 31, 1955	Cle	L, 1-2	CG
Billy O'Dell	13	May 3, 1958	Cle	W, 3-2	CG

* = AL Record
 ** = Tied AL Record
 \$ = ML Record
 \$\$ = Tied ML Record

RECORDS & HISTORY



BALTIMORE ORIOLES RECORDS 1954 THRU 2012

ONE-HITTERS BY O's (37)

Pitcher(s)	Opp	Date	Pitcher(s)	Opp	Date
Joe Coleman	vs. NYY	September 9, 1954	Jim Palmer	vs. MIN	August 10, 1976
C. Johnson & G. Zuverink - a	@ CWS	June 21, 1956	S. Stone & T. Martinez	@ MIL	July 30, 1979
Hoyt Wilhelm	vs. NYY	May 22, 1959	Jim Palmer	vs. MIN	September 4, 1982
Steve Barber	vs. KC	June 1, 1960	M. Boddicker, S. Stewart & T. Martinez	vs. NYY	October 2, 1983
Billy Hoelt	@ WAS	July 28, 1960	Mike Boddicker	@ TOR	August 13, 1984
Wally Bunker	vs. WAS	August 19, 1961	Dennis Martinez	vs. CAL	June 5, 1985
Wally Bunker	vs. KC	May 5, 1964	Mike Boddicker	@ KC	April 28, 1987
Milt Pappas	@ MIN	July 3, 1964	B. Milacki & T. Niedenfuer	@ DET	September 18, 1988
Frank Bertaina - b	vs. KC	September 2, 1964	Mike Mussina	@ TEX	July 17, 1992
Dave McNally	vs. WAS	September 12, 1964	Ben McDonald	vs. KC	July 20, 1993
Steve Barber	@ CAL	October 1, 1964	Ben McDonald	@ MIL	August 5, 1994
Jim Palmer	@ NYY	April 16, 1967	Mike Mussina	vs. CLE	May 30, 1997
Dave Leonhard	vs. DET	May 12, 1967	Mike Mussina	vs. MIN	August 1, 2000
Dave McNally	@ MIN	May 6, 1968	Adam Loewen,	vs. NYY	August 5, 2006
Mike Cuellar	vs. MIN	May 15, 1969	Todd Williams, LaTroy Hawkins		
Mike Cuellar	vs. KC	May 12, 1971	Daniel Cabrera	@ NYY	September 28, 2006
Mike Cuellar	vs. CLE	July 27, 1973	Jason Hammel	at ATL	June 16, 2012
Mike Cuellar	@ CAL	May 31, 1975	Chris Tillman, Troy Patton	vs. BOS	September 28, 2012
Jim Palmer	vs. KC	June 8, 1975			
Mike Cuellar	at MIL	July 26, 1975			

a - Johnson and Zuverink were beaten, 1-0, by Jack Harshman, who also pitched one-hitter.

b - Bertaina defeated Bob Myer, who also threw one-hitter, 1-0.

NEAR NO-HITTERS BROKEN UP IN THE 9TH INNING

Pitcher	Date	Opp	Outs	Score	How Broken Up
Bob Turley	April 21, 1954	vs. CLE	1	1-2	O's lose on Rosen single, Doby HR
Don Ferrarese	May 12, 1956	@ NYY	0	1-0	Carey & Bauer back-to-back singles
Dave McNally	May 15, 1969	@ MIN	1	5-0	Tovar single
Mike Cuellar	August 10, 1969	@ MIN	0	2-0	Tovar single
Jim Palmer	June 16, 1973	vs. TEX	1	9-1	Suarez single
Wayne Garland	July 15, 1974	vs. OAK	0	4-6	Green single; 5 scored on 4H & 3E for O's loss
Mike Flanagan	September 26, 1978	vs. CLE	2	3-1	Alexander HR
Storm Davis	June 26, 1983	vs. DET	0	3-1	Leach PH HR
Eric Bell	May 5, 1987	@ MIN	0	5-4	Nieto single after Gagne reach on E
Mike Mussina	May 30, 1997	vs. CLE	1	3-0	S. Alomar single
Daniel Cabrera	September 28, 2006	@ NYY	1	7-1	Cano single

FIELDING: SINGLE SEASON & GAME CLUB RECORDS

Record	Total	Date/Season	Notes
Double Plays, Season	191	1999	
Double Plays, Game	5 (10x)	July 6, 1999	vs. TOR
Errors, Season	167	1955	
Errors, Game	6 (2x)	June 9, 1983	vs. MIL
		May 19, 1974	vs. BOS
Fewest Errors, Season	79	2007	
	72	1995	Strike year (144 G)
Errorless Games	103	2007	
Fielding %	.987	2007	
Consec Errorless Games	13	September 12-26, 1991	
Consec Games w/ Error	16	August 8-24, 2000	

FIELDING: INDIVIDUAL AL & ML FIELDING RECORDS

FIRST BASE	Total	Player	Notes
Errors, Game	4 (AL)	Glenn Davis	April 18, 1991 @ MIL



BALTIMORE ORIOLES

BALTIMORE ORIOLES RECORDS 1954 THRU 2012

SECOND BASE	Total	Player	Notes
Consec Errorless Games, Season	86 (AL)	Rich Dauer	April 10-September 29, 1978
Consec Errorless Games, League	89 (AL)	Jerry Adair	July 22, 1964-May 6, 1965
Consec Errorless Chances, Season	425 (AL)	Rich Dauer	April 10-September 30, 1978
Consec Errorless Chances, League	458 (AL)	Jerry Adair	July 22, 1964-May 6, 1965
Putouts, Season	484 (ML)	Bobby Grich	1974
Games, Season	162 (AL-tie)	Bobby Grich	1973
Fielding % Season	.995 (ML)	Bobby Grich	1973 (150 or more games)
Fewest Errors, Season	5 (AL-tie)	Bobby Grich Jerry Adair	1973 1965

THIRD BASE	Total	Player	Notes
Seasons	23 (ML)	Brooks Robinson	
Fielding %, Lifetime	.971 (ML)	Brooks Robinson	1,000 or more games
Games, Lifetime	2,870 (ML)	Brooks Robinson	
Putouts, Lifetime	2,697 (ML)	Brooks Robinson	
Assists, Lifetime	6,205 (ML)	Brooks Robinson	
Chances, Lifetime	8,902 (ML)	Brooks Robinson	Not including errors
Double Plays, Lifetime	618 (ML)	Brooks Robinson	
Years Leading League In Fielding %	11 (AL)	Brooks Robinson	
Years Leading League in Games	8 (ML)	Brooks Robinson	
Years Leading League in Assists	8 (ML)	Brooks Robinson	
Years Leading League in Chances	8 (AL-tie)	Brooks Robinson	
Games, Season	163 (AL)	Brooks Robinson	1961 & '64
Errors, Game	4 (AL-tie)	Floyd Rayford	April 21, 1986 @ CLE; held by many

SHORTSTOP	Total	Player	Notes
Years Leading League in Games	12 (ML)	Cal Ripken, Jr.	1983, '84 & '87-'96
Years Leading League in Putouts	6 (ML-tie)	Cal Ripken, Jr.	1984, '85, '88, '89, '91 & '92
Years Leading League in Double Plays	8 (ML)	Cal Ripken, Jr.	1983-'85, '89, '91, '92, '94 & '95
Years Leading League in Assists	7 (AL-tie)	Cal Ripken, Jr.	1983, '84, '86, '87, '89, '91 & '93
Fewest Errors, Season	3 (ML)	Cal Ripken, Jr.	1990 (150 or more games)
Consec Errorless Games, League	110 (ML)	Mike Bordick	April 11, 2002-April 2, 2003
Consec Errorless Chances, League	544 (ML)	Mike Bordick	April 11, 2002-April 2, 2003
Consec Errorless Chances, Season	543 (ML)	Mike Bordick	April 11, 2002-September 29, 2002
Fewest Chances Offered, 2 Consec Games	0 (ML-tie)	Cal Ripken, Jr.	May 26-27, 1990
Consec Games Played, One Position	2,216 (ML)	Cal Ripken, Jr.	July 1, 1982-July 14, 1996

OUTFIELDERS	Total	Player	Notes
Fielding %, Season (100 or more games)	1.000 (ML-tie)	BJ Surhoff	1999
		John Lowenstein	1982
		Gary Roenicke	1980
		Russ Snyder	1965
		Nick Markakis	2011

PITCHERS	Total	Player	Notes
Putouts, Lifetime	292 (AL)	Jim Palmer	

FRONT
OFFICEORIOLES
REACHMANAGER &
COACHES2013
ORIOLESIN REVIEW
2012

OPPONENTS

MINOR
LEAGUESRECORDS &
HISTORY

ORIOLE PARK

MEDIA

RECORDS & HISTORY



TRIPLE PLAYS

The Orioles have executed 12 triple plays and hit into 16 in 59 seasons.

The most recent triple play, and arguably most bizarre, took place on September 1, 2000 at Cleveland. In the second inning, with Sandy Alomar, Jr. at the plate, Travis Fryman at second base and Wil Cordero at first base, SS Melvin Mora allowed Alomar's short fly to left to bounce in front of him. The Cleveland runners, thinking the infield fly rule had been called, did not run and Alomar headed to the dugout. Mora picked up the ball and threw to 2B Jerry Hairston, who tagged Fryman and stepped on second to force Cordero. After realizing Alomar had not reached first base, Sidney Ponson flipped the ball to Jeff Conine at first to retire Alomar. After some discussion by the umpires and the ejection of Charlie Manuel, the play stood and the inning ended.

The Orioles' previous triple play, and their most recent one at home, came August 25, 1992 against California. With Tim Salmon at third and Chad Curtis at first, Gary Gaetti lined to 3B Leo Gomez who stepped on third to retire Salmon and threw to 1B Randy Milligan to complete the triple play. It is the only triple play turned by the Orioles at Oriole Park at Camden Yards.

The Orioles have hit into two triple plays at Oriole Park. The most recent triple play was April 3, 1996 against Kansas City, when DH Bobby Bonilla grounded into a 5-4-3-2 triple play. With Roberto Alomar at third base and Rafael Palmeiro at first, 3B Joe Randa gloved Bonilla's grounder and threw to 2B Bip Roberts to force Palmeiro. As Roberts threw to first to double up Bonilla, Alomar streaked towards the plate and was thrown out by 1B Bob Hamelin, who threw to C Sal Fasano.

BALTIMORE ORIOLES RECORDS 1954 THRU 2012

GOLD GLOVE WINNERS

Year	Player	Pos	Year	Player	Pos	Year	Player	Pos
1960	Brooks Robinson	3B		Davey Johnson	2B	1982	Eddie Murray	1B
1961	Brooks Robinson	3B		Paul Blair	OF	1983	Eddie Murray	1B
1962	Brooks Robinson	3B	1972	Brooks Robinson	3B	1984	Eddie Murray	1B
1963	Brooks Robinson	3B		Paul Blair	OF			
1964	Brooks Robinson	3B	1973	Brooks Robinson	3B	1991	Cal Ripken, Jr.	SS
1964	Luis Aparicio	SS		Mark Belanger	SS	1992	Cal Ripken, Jr.	SS
1965	Brooks Robinson	3B		Bobby Grich	2B			
1966	Brooks Robinson	3B		Paul Blair	OF	1996	Roberto Alomar	2B
1966	Luis Aparicio	SS	1974	Brooks Robinson	3B		Mike Mussina	P
1967	Brooks Robinson	3B		Mark Belanger	SS	1997	Mike Mussina	P
1967	Paul Blair	OF		Bobby Grich	2B		Rafael Palmeiro	1B
1968	Brooks Robinson	3B		Paul Blair	OF	1998	Roberto Alomar	2B
1969	Brooks Robinson	3B	1975	Brooks Robinson	3B		Mike Mussina	P
1969	Mark Belanger	SS		Mark Belanger	SS		Rafael Palmeiro	1B
1969	Davey Johnson	2B		Bobby Grich	2B	1999	Mike Mussina	P
1969	Paul Blair	OF		Paul Blair	OF	2009	Adam Jones	OF
1970	Brooks Robinson	3B	1976	Mark Belanger	SS	2011	Matt Wieters	C
1970	Davey Johnson	2B		Bobby Grich	2B		Nick Markakis	RF
1970	Paul Blair	OF		Jim Palmer	P	2012	Adam Jones	CF
1971	Brooks Robinson	3B	1977	Mark Belanger	SS		Matt Wieters	C
	Mark Belanger	SS		Jim Palmer	P		J.J. Hardy	SS

GOLD GLOVE AWARDS

The Gold Glove Award was initiated in 1957 by the Rawlings Sporting Goods Company in cooperation with The Sporting News to acknowledge individual defensive excellence by a vote of managers and coaches in each league. Selection is based on a player's overall defensive ability, not just on fielding percentage.

Gold Glove totals by each team: Cardinals 76, Yankees 65, ORIOLES 64, Reds 52, Braves and Phillies 45.5, Pirates 45, Twins 42, Dodgers 40.5, Red Sox 40, White Sox 38.5, Giants, Mariners and Tigers 38, Cubs 38, Senators/Rangers 36, Angels 35, Indians 30, Expos/Nationals 23, Blue Jays and Padres 22, Astros and Athletics 21, Mets and Royals 19, Rockies 13, Brewers 9, Marlins 7.5, Diamondbacks 5 and Rays 4.5

A total of 14 Orioles have won multiple Gold Gloves, led by Brooks Robinson, who is tied with pitcher Jim Kaat for second place all-time with 16 Gold Gloves. Greg Maddux is first all-time with 18 Gold Gloves. Other Oriole multiple winners include: Paul Blair and Mark Belanger (eight each), Jim Palmer, Bobby Grich and Mike Mussina (four each), Davey Johnson and Eddie Murray (three each). Roberto Alomar, Luis Aparicio, Adam Jones, Rafael Palmeiro, Cal Ripken Jr. and Matt Wieters (two each). Alomar won a total of 10 Gold Gloves in his career, Aparicio 9, Mussina 7 and Palmeiro 3.



BALTIMORE ORIOLES

BALTIMORE ORIOLES RECORDS 1954 THRU 2012

GENERAL CLUB RECORDS

Record	Total	Dates/Season	Notes
Longest Win Streak	14	August 12-27, 1973 September 20, 1970-April 10, 1971	
Longest Win Streak, Season	14	August 12-27, 1973	
Longest Home Win Streak	12	July 16-August 10, 1969	
Longest Road Win Streak	11	May 31-June 20, 1978	
Longest Losing Streak*	21	April 4-28, 1988	
Longest Home Losing Streak	11	August 22-September 7, 2007	
Longest Road Losing Streak	13	April 8-28, 1988	
Longest losing streak by day of week	15	Sundays, April 13-July 20, 2008	
Most Consecutive Wins, Start of Season	5	April 7-11, 1970	
Most Consecutive Losses, Start of Season-\$	21	April 4-28, 1988	
Most Consecutive Losses, End of Season	12	September 18-29, 2002	
Longest Game, By Innings	19	June 4, 1967	vs. WAS, 7-5 win
Longest Extra Inning Game, By Time	6:15	July 2, 2004	BAL 7, PHI 6 (16 Inn)
Longest 9 Inning Game, By Time-\$	4:22	September 5, 1997	BAL 13, NYY 9
Longest 9 Inning Home Game, By Time	4:21	April 30, 1996	NYN 13, BAL 10
Shortest Game, By Time	1:32	September 26, 1962	BAL-3, KC-0
Most Players, Game	24	September 7, 1958	vs. BOS (10 Inn)
Most Players, Game, Both Clubs	48	September 18, 2012	@ SEA (18 Inn)
Most Wins vs One Club, Season	16	1960	vs. BOS
		1957	vs. KC
Most Wins vs One Club, Season, since expansion	15	1963	vs. WAS
		1966	vs. NYY
		1973	vs. MIL
Most Consecutive Wins vs One Club-\$	23	May 10, 1969-August 2, 1970	vs. KC
Most Losses vs One Club, Season	19	1955	vs. NYY
		1954 & '55	vs. CLE
Most Consecutive Losses vs. One Club, Season	16	May 21-September 6, 1954	vs. CLE
Most Night Games Won, Season-\$	79	1980	
Most Games, Season	163	1961, '64, '82, '96 & 2003	
Most One-Run Games, Season	63	1978	
Most One-Run Wins, Season-*	40	1970 & '74	
Most One-Run Losses, Season	35	1991	
Most One & Two-Run Games, Season	97	1978	
Most One & Two-Run Wins, Season	60	1970	
Most Extra Inning Games, Season	27	1957	
Most Extra Inning Wins, Season	16	1970, 2012	
Most Extra Inning Losses, Season	13	1962	
Most Home Wins, Season	60	1969	
Fewest Home Wins, Season (162 Game Schedule)	30	2001	
Most Road Wins, Season	52	1997	
Fewest Road Wins, Season (162 Games)-\$\$	20	1988	
Most Doubleheader Sweeps, Season	9	1965	
Most Wins, Home Stand	11 (3x)	last in 1978	11-4
Most Wins, Road Trip	12	June 15-30, 1966	12-5
Most Losses, Home Stand	13	July 26-August 15, 1955	8-13
Most Losses, Road Trip	19	July 5-25, 1954	3-19
Longest Road Trip, Games	22	May 27-June 16, 1957	11-11
		July 24-August 12, 1956	8-14
		July 5-25, 1954	3-19

* = MLB Record, \$ = ML Record, \$\$ = Tied ML Record

RECORDS & HISTORY



ALL-TIME ROSTER 1954 THRU 2012 (59 SEASONS)

MANAGERS (19)

ALTOBELLI, Joe (83-85)
BAUER, Hank (64-68)
DYKES, Jimmy (54)
JOHNSON, Davey (96-97)
HARGROVE, Mike (00-03)
HARRIS, Luman (61*)
HITCHCOCK, Billy (62-63)
MAZZILLI, Lee (04-05)
MILLER, Ray (96-99)
OATES, Johnny (91-94)
REGAN, Phil (95)
RICHARDS, Paul (55-61)
PERLOZZO, Sam (05-07)
RIPKEN, Cal Sr. (87-88)
ROBINSON, Frank (88-91)
SAMUEL, Juan (10*)
SHOWALTER, William Nathaniel "Buck" (10-)
TREMBLEY, David (07-10)
WEAVER, Earl (68-82, 85-86)
(* Interim Manager)

UNIFORM

26	05/26/32
42	07/31/22
25	11/10/96
15	01/30/43
30,21	10/26/49
26	01/17/15
45	07/31/16
13	03/25/55
31	04/30/45
26	01/21/46
27	04/06/37
12	11/21/08
2	03/04/51
7	12/17/35
20	08/31/35
11	12/09/60
26	05/23/56
47	11/31/51
4	08/14/30

DOB

BIRTHPLACE

Detroit, MI
E. St. Louis, IL
Philadelphia, PA
Orlando, FL
Perryton, TX
New Castle, AL
Inverness, AL
Brooklyn, NY
Takoma Park, MD
Sylva, NC
Olsego, MI
Waxahachie, TX
Cumberland, MD
Aberdeen, MD
Beaumont, TX
San Pedro de Macoris, DR
DeFuniak Springs, FL
Carthage, NY
St. Louis, MO

RESIDENCE

Rochester, NY
Died 2/9/07 (84)
Died 6/15/76 (79)
Winter Park, FL
Richfield, OH
Died 11/11/96 (81)
Died 4/19/06 (89)
Greenwich, CT
New Athens, OH
Died 12/24/04 (58)
Byron Center, MI
Died 5/4/86 (77)
Tampa, FL
Died 3/25/99 (63)
Bel Air, CA
Estero, FL
Lutherville, MD
Daytona Beach Shores, FL
Died 1/19/2013 (82)

COACHES (85)

ADAIR, Jimmy (57-61)
ADAIR, Richard (11-)
ALLENSON, Gary (10)
APPLING, Luke (63)
BAMBERGER, George (68-77)
BAUER, Hank (63)
BERNHARDT, Carlos (98)
BIAGINI, Greg (32-94)
BOROS, Steve (95)
BOSMAN, Dick (92-94)
BRECHEN, Harry (54-67)
BUFORD, Don (88, 94)
BUMBY, Al (95)
BUSBY, Jim (61)
CASH, Dave (05-06)
CASTRO, Bill (12-)
CONNOR, Mark (11)
COTTIER, Chuck (95)
CROWLEY, Terry (85-88, 99-10)
DATZ, Jeff (10)
DEMPESEY, Rick (02-06)
DOBSON, Pat (96)
DOWN, Rick (96-98)
DUNN, Alan (07-10)
ELIA, Lee (06)
ELLIS, Sammy (00)
ERMER, Cal (62)
ETCHEBARREN, Andy (96-97)
FERRARO, Mike (93)
FLANAGAN, Mike (95, 98)
FOLEY, Mary (99)
FREY, Jim (70-73)
GRAHAM, Brian (00)
HALE, DeMarlo (12-)
HARRIS, Luman (55-61)
HART, John (88)
HENDRICKS, Elrod (78-05)
HOSCHETT, Vern (98)
HUNTER, Billy (64-77)
JACKSON, Al (89-91)
JAUSS, David (08-09)
JOHNSON, Darrell (62)
KIRBY, Wayne (11-)
KISON, Bruce (99)
KRANITZ, Richard (08-10)
LAU, Charlie (69)
LOLIAR, Sherman (64-67)
LOPES, Davey (92-94)
MAY, Lee (95)
MAZZONE, Leo (06-07)
McCALL, Larry (06)
McCRAW, Tom (89-91)
MEJIAS, Sam (07)
MENDOZA, Minnie (88)
MOTTON, Curt (89-91)
MURRAY, Eddie (98-01)
NARRON, Jerry (93-94)

UNIFORM

45	01/25/07
41	01/19/58
52	02/04/55
41	04/02/09
31	08/01/25
42	07/31/22
45	09/09/50
24	03/12/52
43	09/03/36
27	02/17/44
31	10/14/14
2,13	02/02/37
1	04/21/47
33,23,16	01/08/27
30	06/11/48
57	03/28/52
52	05/27/49
15	01/08/36
10,48	02/16/47
11	11/28/59
24	09/13/49
37	02/12/42
48	12/14/50
36	11/19/61
3	07/16/37
49	02/11/41
42	11/10/23
13	06/20/43
43	08/18/44
46	12/16/51
34	08/28/53
41	05/26/31
24	04/09/60
47	07/16/61
26	01/17/15
47	07/21/48
44	12/22/40
41	04/01/22
55	06/04/28
31	01/16/57
50	08/25/28
36	01/22/64
23	01/21/65
54	02/18/50
39	09/15/58
41	04/12/33
41	08/23/24
15	05/03/46
14	03/23/43
54	10/16/48
51	09/08/52
40	11/21/40
50	05/09/50
40	11/16/33
31,34	04/30/45
21,43	09/24/40
33	02/24/56
31	01/05/56

BIRTHPLACE

Waxahachie, TX
Spartanburg, SC
Culver City, CA
High Point, NC
Staten Island, NY
E. St. Louis, IL
San Pedro de Macoris, DR
Chicago, IL
Flint, MI
Kenosha, WI
Broken Bow, OK
Linden, TX
Fredericksburg, VA
Kennedy, TX
Utica, NY
Santiago, DR
Brooklyn, NY
Delto, CO
Staten Island, NY
Camden, NJ
Fayetteville, TN
Depew, NY
Wyandotte, MI
Gadsden, AL
Philadelphia, PA
Youngstown, OH
Baltimore, MD
Whittier, CA
Kingsport, TX
Manchester, NH
Stanford, KY
Cleveland, OH
San Diego, CA
Chicago, IL
New Castle, AL
Tampa, FL
St. Thomas, Virgin Islands
Brunswick, NE
Punxsutawney, PA
Waco, TX
Chicago, IL
Horace, NE
Williamsburg, VA
Pasco, WA
San Rafael, CA
Romulus, MI
Durham, AR
East Providence, RI
Birmingham, AL
Keyser, WV
Asheville, NC
Milvern, AR
Santo Domingo, DR
Havana, Cuba
Takoma Park, MD
Darnell, LA
Los Angeles, CA
Goldsboro, NC

RESIDENCE

Died 12/9/82 (75)
Woodruff, SC
Cape Coral, FL
Died 1/3/91 (81)
Died 4/4/04 (78)
Died 2/9/07 (84)
San Pedro de Macoris, DR
Died 10/3/03 (51)
Died 12/29/10 (74)
Tarpon Springs, FL
Died 1/17/04 (89)
Sherman Oaks, CA
Lutherville, MD
Died 7/8/96 (69)
Odesa, FL
Franklin, WI
Knoxville, TN
Edmonds, WA
Sparks, MD
Wadsworth, OH
West Lake Village, CA
Died 11/22/06 (64)
Las Vegas, NV
Huntsville, AL
Odesa, FL
Dade City, FL
Died 8/8/09 (85)
Nokomis, FL
Coral Springs, FL
Died 8/24/11 (59)
Sarasota, FL
Timonium, MD
Rossford, OH
Orlando, FL
Died 11/11/96 (81)
Cleveland, OH
Died 12/21/05 (64)
Died 6/11/07 (85)
Lutherville, MD
Waco, TX
W. Roxbury, MA
Ord, NE
Las Vegas, NV
Bradenton, FL
Glendale, AZ
Died 3/18/84 (50)
Died 9/24/77 (53)
Providence, RI
Cincinnati, OH
Atlanta, GA
Candler, NC
Port St. Lucie, FL
Santiago, DR
Pineville, NC
New Athens, OH
Died 1/21/10 (69)
Canyon Country, CA
Goldsboro, NC

FRONT OFFICE
ORIOLES REACH
MANAGER & COACHES
2013 ORIOLES
2012 IN REVIEW
OPPONENTS
MINOR LEAGUES
RECORDS & HISTORY
MEDIA ORIOLE PARK



BALTIMORE ORIOLES

FRONT
OFFICE

ORIOLES
REACH

MANAGER &
COACHES

2013
ORIOLES

2012
IN REVIEW

OPPONENTS

MINOR
LEAGUES

RECORDS &
HISTORY

ORIOLE PARK

MEDIA

NEWMAN, Jeff (00)
OATES, Johnny (89-91)
OLIVER, Tom (54)
PERLOZZO, Sam (96-05)
PRESLEY, Jim (11-)
RANDOLPH, Willie (11)
RIPKEN, Cal Sr. (76-86, '89-92)
ROBINSON, Brooks (77)
ROBINSON, Eddie (57-59)
ROBINSON, Frank (78-80, '85-87)
ROWE, Ken (85-86)
ROWE, Ralph (81-84)
RUSSELL, John (11-)
SAMUEL, Juan (07-10)
SCARBOROUGH, Ray (68)
SHELBY, John (08-10)
SKAFF, Frank (54)
STALLER, George (62, '68-75)
STARRETTE, Herm (88)
STEARNS, John (96-97)
TREMBLEHORN, Tom (01-07)
TREMBLEY, David (07)
VINCENT, Al (55-59)
WEAVER, Earl (68)
WILEY, Mark (87, '01-04)
WILLIAMS, Jimmy (81-87)
WOODLING, Gene (64-67)

55
26.46
29
2
16
13
7.47
5
37
20
42.31
54
77
11
48
38
30
48.41
31
18
26.49.55
47
30
4
31.34
40
14

Ft. Worth, TX
Sylva, NC
Montgomery, AL
Cumberland, MD
Pensacola, FL
Holly Hill, SC
Aberdeen, MD
Little Rock, AR
Paris, TX
Beaumont, TX
Ferndale, MI
Newberry, SC
Oklahoma City, OK
San Pedro de Macoris, DR
Mt. Gilead, NC
Lexington, KY
LaCrosse, WI
Rutherford Heights, PA
Statesville, NC
Denver, CO
Portland, OR
Carthage, NY
Birmingham, AL
St. Louis, MO
San Diego, CA
Toronto, Ontario, CAN
Akron, OH

Danville, CA
Died 12/24/04 (58)
Died 2/26/88 (85)
Tampa, FL
Cantonment, FL
Franklin Lakes, NJ
Died 3/25/99 (63)
Marriottsville, MD
Fl. Worth, TX
Bel Air, CA
Died 11/22/12 (78)
Died 2/29/96 (71)
Bradenton, FL
Estero, FL
Died 7/1/82 (64)
Lexington, KY
Died 4/12/88 (74)
Statesville, NC
Boulder, CO
Portland, OR
Daytona Beach Shores, FL
Beaumont, TX
Pembroke Pines, FL
Boca Raton, FL
Joppa, MD
Died 6/2/01 (78)

PLAYERS (941)

AASE, Don ('85-88), RHP
ABRAMS, Cal ('54-55), OF, L-L
ABREU, Winston (06), RHP
ACCARDIO, Jeremy, (11), RHP
ADAIR, Jerry (58-66), 2B, R-R
ADAMS, Bobby (56), IF, R-R
ADAMS, Ryan (11), INF, R-R
ADAMSON, Mike (67-69), RHP
AINSWORTH, Kurt (03-05), RHP
ALBERS, Matthew (08-10), RHP
ALDRICH, Jay (90), RHP
ALEXANDER, Bob (55), RHP
ALEXANDER, Doyle (72-76), RHP
ALEXANDER, Manny (92-96), IF, R-R
ALOMAR, Roberto (96-98), 2B, S-R
AMARAL, Rich (99-00), OF, R-R
ANDERSON, Brady (88-01), OF, L-L
ANDERSON, John (60), RHP
ANDERSON, Mike (78), OF, R-R
ANDINO, Robert (09-), INF, R-R
ANGLE, Matt (11-), OF, L-R
APARICIO, Luis (63-67), SS, R-R
AQUINO, Gregori (08), RHP
ARDOIN, Danny (06), C, R-R
ARNOLD, Tony (86-87), RHP
ARRIETA, Jake (10-), RHP
ATKINS, Garrett (10), 1B, R-R
ATKINS, Mitch (11-), RHP
AUBREY, Michael (09-), 1B, L-L
AVERY, Xavier (12-), OF, L-L
AVILA, Bobby (59), 2B, R-R
AYALA, Benny (79-84), OF, R-R
AYALA, Luis (12-)
BAEZ, Danyis (07-), RHP
BAILOR, Bob (75-76), IF, R-R
BAINES, Harold (93-95, '97-00), DH, L-L
BAKER, Frank (73-74), IF, L-R
BAKO, Paul (07), C, L-R
BALDWIN, James (05), RHP
BALE, John (01), LHP
BALLARD, Jeff (87-91), LHP
BAMBERGER, George (59), RHP
BARBER, Steve (60-67), LHP
BARBERIE, Bret (95), 2B, S-R
BARKER, Ray Buddy (60), 1B, L-R
BARNOWSKI, Ed (65-66), RHP
BASS, Brian (08-), RHP
BASS, Kevin (95), OF, S-R
BATISTA, Tony (01-03), 3B, R-R
BAUER, Rick (01-05), RHP
BAUTISTA, Denny (04), RHP
BAUTISTA, Jose (04), IF, R-R
BAUTISTA, Jose (88-91), RHP
BAYLOR, Don (70-75), OF, R-R
BEAMON, Charlie (56-58), RHP

UNIFORM

41
18
40
37
6.20.8.7
5
6
17
29
34, 37
58
37
13
1.48.6
12
6
9.16
18
39
12
38
11
35
9
57
57
25
39
9
70
8
27
38
28
21
3.10
15
9
19.23
49
29.34
16
29.13
2
44
38
59
17
56.30
49
14
48
23.25
27.43

DOB

09/08/54
03/02/24
04/05/77
12/08/81
12/17/36
12/14/21
04/21/87
09/13/47
09/09/78
01/20/83
04/14/61
08/07/22
09/04/50
03/20/71
02/05/68
04/01/62
01/18/64
11/23/32
06/22/51
04/25/84
09/10/85
04/29/34
01/11/78
07/08/74
05/03/59
03/06/86
12/12/79
10/01/85
04/15/82
01/01/90
04/02/24
02/07/51
01/12/78
09/10/77
07/10/51
03/15/59
10/29/46
06/20/72
07/15/71
05/22/74
08/13/63
08/01/25
02/22/39
08/16/67
03/12/36
08/23/43
01/06/82
05/12/59
12/09/73
01/10/77
08/23/80
10/19/80
07/24/64
06/28/49
12/15/34

BIRTHPLACE

Orange, CA
Philadelphia, PA
Cotui, DR
Mesa, AZ
Sand Springs, OK
Tululme, CA
New Orleans, LA
San Diego, CA
Baton Rouge, LA
Houston, TX
Alexandria, LA
Vancouver, BC
Cordova, AL
San Pedro de Macoris, DR
Ponce, PR
Visalia, CA
Silver Spring, MD
St. Paul, MN
Florence, SC
Miami, FL
Columbus, OH
Maracaibo, Venezuela
Palenque, DR
Ville Platte, LA
El Paso, TX
Farmington, MO
Orange, CA
Summit, NC
Shreveport, LA
Atlanta, GA
Veracruz, Mexico
Yauco, PR
Los Mochis, MX
Pinar del Rio, Cuba
Connellsville, PA
St. Michaels, MD
Meridian, MS
Lafayette, LA
Southern Pines, NC
Cheverly, MD
Billings, MT
Staten Island, NY
Takoma Park, MD
Long Beach, CA
Martinsburg, WV
Scranton, PA
Pinehurst, NC
Redwood City, CA
Puerto Plata, DR
Garden Grove, CA
Sanchez, DR
Santo Domingo, DR
Bani, DR
Austin, TX
Oakland, CA

RESIDENCE

Yorba Linda, CA
Died 2/25/97 (72)
Cotui, DR
Gilbert, AZ
Died 5/31/87 (50)
Died 2/13/97 (75)
Mandeville, LA
Moorpark, CA
Baton Rouge, LA
Sugar Land, TX
Pine Brook, NY
Died 4/7/93 (70)
Arlington, TX
San Pedro de Macoris, DR
Bradenton, FL
Huntington Beach, CA
Glendale, CA
Browning, MT
Timmonsville, SC
Miami, FL
Columbus, OH
Barquisimeto, Venezuela
Chandler, AZ
Ville Platte, LA
Palm City, FL
El Dorado Hills, CA
Denver, CO
Browns Summit, NC
Shreveport, LA
Tampa, FL
Died 10/26/04 (80)
Toa Baja, PR
Chandler, AZ
Miami, FL
Palm Harbor, FL
St. Michaels, MD
Meridian, MS
Lafayette, LA
Pinehurst, NC
Crestview, FL
Billings, MT
Died 4/4/04 (78)
Died 2/4/07 (67)
Cerritos, CA
Martinsburg, WV
Elkhorn, NE
Montgomery, AL
Sugar Land, TX
Coral Springs, FL
Boise, ID
Santo Domingo, DR
Bradenton, FL
Cooper City, FL
La Quinta, CA
East Palo Alto, CA

RECORDS & HISTORY



BECHLER, Steve ('02), RHP	51	11/18/79	Medford, OR	Died 2/17/03 (23)
BECKER, Rich ('98), OF, L-L	18	02/01/72	Aurora, IL	Cape Coral, FL
BEDARD, Erik ('02-'07), LHP	57,45	03/06/79	Navan, Ontario, CAN	Navan, Ontario, CAN
BEENE, Fred ('68-'70), RHP	50,33	11/24/42	Angleton, TX	Oakhurst, TX
BELANGER, Mark ('65-'81), SS, R-R	7,33	06/08/44	Pittsfield, MA	Died 10/6/98 (54)
BELL, Eric ('85-'87), LHP	47,45	10/27/63	Modesto, CA	Chandler, AZ
BELL, Josh ('10-), INF, S-R	25	11/13/86	Rockford, IL	Lantana, FL
BELL, Juan ('89-'91), SS, S-R	11	03/29/68	San Pedro de Macoris, DR	San Pedro de Macoris, DR
BELL, Rob ('07), RHP	30	01/17/77	Newburgh, NY	Tampa, FL
BELLE, Albert ('99-'03), OF, R-R	88	08/25/66	Shreveport, LA	Shreveport, LA
BENIQUEZ, Juan ('66), OF, R-R	12	05/13/50	San Sebastian, PR	Carolina, Puerto Rico
BENITEZ, Armando ('94-'98), RHP	64,49	11/03/72	Ramon Santana, DR	San Pedro de Macoris, DR
BENNETT, Joel ('98), RHP	28	01/31/70	Binghamton, NY	Windsor, NY
BENSON, Kris ('06-'07), RHP	34	11/07/74	Superior, WI	Atlanta, GA
BERGESEN, Bradley ('09-'12), RHP	64, 35	09/25/85	Fairfield, CA	Fairfield, CA
BERKEN, Jason ('09-'12), RHP	49	11/27/83	DePere, WI	Atlanta, GA
BERRAO, Geronimo ('97), OF, R-R	10,29	03/18/65	Santo Domingo, DR	Coral Springs, FL
BERRY, Connie Neil ('54), IF, R-R	2	01/11/22	Kalamazoo, MI	Kalamazoo, MI
BERTAINA, Frank ('64-'67, '69), LHP	18,40,23	04/14/44	San Francisco, CA	Died 3/3/10 (65)
BESANA, Fred ('56), LHP	38,27	04/05/31	Lincoln, CA	Roseville, CA
BETEMIT, Wilson ('12), INF/DH, S-R	24	11/02/81	Santo Domingo, DR	Santo Domingo, DR
BICKFORD, Vern ('54), RHP	24	08/17/20	Hellier, KY	Died 5/6/60 (39)
BIERD, Rando ('08-), RHP	51	03/14/84	Santo Domingo, DR	Santo Domingo, DR
BIGBIE, Larry ('01-'05), OF, L-L	3	11/04/77	Hobart, IN	Centerville, MD
BIRKINS, Kurt ('06-'07), LHP	56, 25	08/11/80	West Hills, CA	Canoga Park, CA
BIRNER, Werner Babe ('56), RHP	41	07/04/28	Buffalo, NY	Williamsville, NY
BLAIR, Paul ('64-'76), OF, R-R	6,33	02/01/44	Cushing, OK	Ellicott City, MD
BLAKE, Casey ('01), IF, R-R	61	08/23/73	Des Moines, IA	Indianola, IA
BLEFARY, Curt ('65-'68), OF, L-R	3	07/05/43	Brooklyn, NY	Died 1/28/01 (57)
BLYZKA, Mike ('54), RHP	34	12/25/28	Hamtramck, MI	Died 10/13/04 (75)
BODDICKER, Mike ('80-'88), RHP	52	08/23/57	Cedar Rapids, IA	Overland Park, KS
BOLTON, Tom ('94), LHP	21	05/06/62	Nashville, TN	Nashville, TN
BONES, Ricky ('99), RHP	25	04/17/69	Salinas, PR	Pembroke Pines, FL
BONILLA, Bobby ('95-'96), OF-3B, S-R	26	02/23/63	New York, NY	Greenwich, CT
BONILLA, Juan ('86), 2B, R-R	3	02/12/56	Sancti Spiritus, Puerto Rico	Quincy, FL
BONNER, Bob ('80-'83), SS, R-R	2	08/12/56	Uvalde, TX	Corpus Christi, TX
BOONE, Dan ('90), LHP	37	01/14/54	Long Beach, CA	El Cajon, CA
BORDI, Rich ('86), RHP	42	04/18/59	San Francisco, CA	Rohnert Park, CA
BORDICK, Mike ('97-'00, '01-'02), SS, R-R	14	07/21/65	Marquette, MI	Ruxton, MD
BORKOWSKI, Dave ('04), RHP	61	02/07/77	Detroit, MI	Holland, OH
BOROWSKI, Joe ('95), RHP	77	05/04/71	Bayonne, NJ	Bayonne, NJ
BOSKIE, Shawn ('97), RHP	32	03/28/67	Hawthorne, NJ	Scottsdale, AZ
BOSWELL, Dave ('71), RHP	32	01/20/45	Baltimore, MD	Died 6/11/12 (67)
BOWENS, Sam ('63-'67), OF, R-R	16, 14	03/23/39	Wilmington, NC	Died 3/28/03 (64)
BOWERS, Brent ('96), OF, L-R	30	05/02/71	Bridgeview, IL	Lyons, IL
BOYD, Bob ('56-'60), 1B, L-L	1,9,15	10/01/19	Potts Camp, MS	Died 9/7/04 (84)
BRABENDER, Gene ('66-'68), RHP	32	08/16/41	Madison, WI	Died 12/27/96 (55)
BRADLEY, Phil ('89-'90), OF, R-R	1,16	03/11/59	Bloomington, IN	Columbia, MO
BRADFORD, Chad ('07-'08), RHP	52,53	09/14/74	Jackson, MS	Raymond, MS
BRANDT, Jackie ('60-'65), OF, R-R	25	04/28/34	Omaha, NE	Leesburg, FL
BREA, Leslie ('00-'01), RHP	45	10/12/78	San Pedro de Macoris, DR	Phoenix, AR
BREEDING, Marv ('60-'62), 2B, R-R	1	03/08/34	Decatut, AL	Died 12/31/06 (72)
BRIDEWESER, Jim ('54, '57), IF, R-R	2,40	02/13/27	Lancaster, OH	Died 8/25/89 (62)
BRILES, Nellie ('77-'78), RHP	55,34	08/05/43	Dorris, CA	Died 2/13/05 (61)
BRITTON, Chris ('06), RHP	52	12/16/82	Hollywood, FL	Plantation, FL
BRITTON, Zach ('11-), LHP	53	12/22/87	Panorama City, CA	Weatherford, TX
BROCK, Chris ('02), RHP	45	02/05/71	Orlando, FL	Altamonte Springs, FL
BROWER, Jim ('06), RHP	38	12/29/72	Edina, MN	Eden Prairie, MN
BROWN, Dick ('63-'65), C, R-R	10	01/17/35	Shinnston, WV	Died 4/12/70 (35)
BROWN, Hal Skinny ('55-'62), RHP	28	12/11/24	Greensboro, NC	Greensboro, NC
BROWN, Jarvis ('95), OF, R-R	32	09/26/67	Waukegan, IL	Mt. Zion, IL
BROWN, Kevin ('95), RHP	41	03/14/65	McIntyre, GA	Macon, GA
BROWN, Larry ('73), IF, R-R	21	03/01/40	Shinnston, WV	Wellington, FL
BROWN, Mark ('84), RHP	21	07/13/59	Bellows Falls, VT	Blue Springs, MO
BROWN, Marty ('90), IF, R-R	28	01/23/63	Lawton, OK	Sarasota, FL
BRUNET, George ('63), LHP	28	06/08/35	Houghton, MI	Died 10/25/91 (56)
BUFORD, Damon ('93-'95), OF, R-R	18	06/12/70	Baltimore, MD	Phoenix, AZ
BUFORD, Don ('68-'72), OF, S-R	9	02/02/37	Linden, TX	Sherman Oaks, CA
BUKOVICH, Ryan ('08), RHP	23	05/13/78	Naperville, IL	Brandon, MS
BUMBRY, Al ('72-'84), OF, L-R	1	04/21/47	Fredericksburg, VA	Lutherville, MD
BUNDY, Dylan ('12-), RHP	49	11/15/92	Tulsa, OK	Sperry, OK
BUNKER, Wally ('63-'68), RHP	27,35	01/25/45	Seattle, WA	Ridgeway, SC
BURKE, Leo ('58-'59), IF-OF, R-R	19,23	05/06/34	Hagerstown, MD	Hagerstown, MD
BURLESON, Rick ('87), IF, R-R	17	04/29/51	Lynwood, CA	La Habra Hgts, CA
BURNSIDE, Pete ('63), LHP	20	07/02/30	Evanston, IL	Wilmette, IL
BURRES, Brian ('06-), LHP	56	04/08/81	Oregon City, OR	Clackamas, OR
BUSBY, Jim ('57-'58, '60-'61), OF, R-R	23,33,16	01/08/27	Kennedy, TX	Died 7/8/96 (69)
BUZHARDT, John ('67), RHP	30	08/17/36	Prosperity, SC	Died 6/15/08 (71)
BYNUM, Freddie ('07-), IF-OF, L-R	3	03/15/80	Wilson, NC	Stantonburg, NC
BYRD, Larry ('55), RHP	24	02/03/25	Darlington, SC	Died 5/14/85 (60)
BYRDAK, Tim ('05-'06), LHP	40	10/31/73	Lockport, IL	Oak Lawn, IL
BYRNES, Eric ('05), OF, R-R	15	02/16/76	Redwood City, CA	Half Moon Bay, CA
CABELL, Enos ('72-'74), IF, R-R	24	10/08/49	Fl. Riley, KS	Missouri City, TX
CABRERA, Daniel ('04-), RHP	35	05/28/81	San Pedro de Macoris, DR	San Pedro de Macoris, DR
CABRERA, Fernando ('07-'08), RHP	23	11/16/81	Toa Baja, Puerto Rico	Toa Baja, Puerto Rico

FRONT
OFFICE

ORIOLES
REACH

MANAGER &
COACHES

2013
ORIOLES

2012
IN REVIEW

OPPONENTS

MINOR
LEAGUES

RECORDS &
HISTORY

ORIOLE PARK

MEDIA



BALTIMORE ORIOLES

FRONT
OFFICE

ORIOLES
REACH

MANAGER &
COACHES

2013
ORIOLES

2012
IN REVIEW

OPPONENTS

MINOR
LEAGUES

RECORDS &
HISTORY

ORIOLE PARK

MEDIA

CALZADO, Napoleon (05) OF, R-R	37	02/09/77	Santo Domingo, DR	Santo Domingo, DR
CAREY, Paul (93) 1B, L-R	88	01/08/68	Boston, MA	Sarasota, FL
CARRASCO, Hector (03), RHP	58	10/22/69	San Pedro de Macoris, DR	San Pedro de Macoris, DR
CARRASQUEL, A. Chico (59), SS, R-R	17	01/23/26	Caracas, Venezuela	Died 5/26/05 (79)
CARREON, Camilo (66), C, R-R	35	08/06/37	Colton, CA	Died 9/2/87 (50)
CARTER, Joe (98), OF, R-R	29	03/07/60	Oklahoma City, OK	Shawnee Mission, KC
CASANOVA, Raul (02), C, R-R	17	08/23/72	Humacao, Puerto Rico	Ponce, Puerto Rico
CASIMIRO, CARLOS (00), IF	36	11/08/76	San Pedro de Macoris, DR	Miami, FL
CASTILLO, Alberto (07), C, R-R	18	02/10/70	San Juan de la Maguana, DR	Santo Domingo, DR
CASTILLO, Alberto (08-), LHP	23, 53	05/07/75	Havana, Cuba	Bakersfield, CA
CASTLEMAN, Foster (58), IF, R-R	8	01/01/31	Nashville, TN	Cincinnati, OH
CASTRO, Bernie (05), INF, S-R	64	07/14/79	Villa Vasquez, DR	Santiago, DR
CASTRO, Juan (08), INF, R-R	2	06/20/72	Los Mochis, Mexico	Glendale, AZ
CAUSEY, Wayne (55-57), IF, L-R	39, 33	12/26/36	Ruston, LA	Ruston, LA
CECCARELLI, Art (57), LHP	16	04/02/30	New Haven, CT	Died 7/12/12 (82)
CHAKALES, Bob (54), RHP	20	08/10/27	Ashville, NC	Died 2/18/10 (82)
CHARLTON, Norm (98), LHP	37	01/06/63	Fort Polk, LA	Tilden, TX
CHAVEZ, Endy (12), OF, L-L	27, 9	02/07/78	Valencia, VZ	Valencia, VZ
CHAVEZ, Raul (06), C, R-R	36	03/18/73	Merida, Venezuela	Valencia, Venezuela
CHEN, Bruce (04-06), LHP	64, 27	06/19/77	Panama City, Panama	Panama City, Panama
CHEN, Wei-Yin (12-), LHP	16	07/21/85	Kaohsiung City, Taiwan	Keelung City, Taiwan
CHERRY, Rocky (07-08), RHP	38	08/19/79	Dallas, TX	Coppell, TX
CHEVEZ, Tony (77), RHP	45	06/20/54	Telica, Nicaragua	Merced, CA
CHISM, Tom (79), 1B, L-L	45	05/09/55	Chester, PA	Chester, PA
CIMOLI, Gino (64), OF, R-R	20	12/18/29	San Francisco, CA	Died 2/12/11 (81)
CINTRON, Alex (08), INF, S-R	13	12/17/78	Humacao, Puerto Rico	Humacao, Puerto Rico
CLARK, Howie (02-06), IF, L-R	87	02/13/74	San Diego, CA	North Bend, WA
CLARK, Terry (95), RHP	36	10/10/60	Los Angeles, CA	Fontana, CA
CLARK, Will (99-00), 1B, L-L	12, 23	03/13/64	New Orleans, LA	Metairie, LA
CLEMENTS, Pat (93), LHP	29	02/02/62	McCloud, CA	Chico, CA
CLYBURN, Danny (97-98), OF, R-R	37, 41	04/06/74	Lancaster, SC	Died 2/7/12 (37)
COAN, Gil (54-55), OF, L-R	16, 21	05/18/22	Monroe, NC	Brevard, NC
COFFIE, Ivanon (00), 3B, L-R	29, 13	05/16/77	Curacao, Netherlands Antilles	Curacao, Netherlands Antilles
COGGINS, Richie (72-74), OF, L-L	2	12/07/50	Indianapolis, IN	New York, NY
COLEMAN, Joe (54-55), RHP	35	07/30/22	Medford, MA	Died 4/9/97 (74)
COLEMAN, Walter "Rip" (59-60), LHP	35	07/31/31	Troy, NY	Died 5/14/04 (72)
CONINE, Jeff (99-03), 1B-OF, R-R	18, 19	06/27/66	Tacoma, WA	Weston, FL
CONNALLY, Fritz (85), 3B, R-R	11	05/19/58	Bryan, TX	Arlington, TX
CONSEGUERA, Sandy (56-57), RHP	20, 21	09/03/20	Potrerillos, Cuba	Miami, FL
COOK, Michael (93), RHP	55, 63	08/14/63	Charleston, SC	Charleston, SC
COPPINGER, Rocky (96-99), RHP	27, 29	03/19/74	El Paso, TX	El Paso, TX
CORBETT, Doug (87), RHP	23	11/04/52	Sarasota, FL	Jacksonville, FL
CORBIN, Archie (96), RHP	41	12/30/67	Beaumont, TX	Beaumont, TX
CORDOVA, Marty (02-04) OF, R-R	40	07/10/69	Las Vegas, NV	Las Vegas, NV
COREY, Mark (79-81), OF, R-R	15	11/03/55	Tucumcari, NM	Kenner, LA
CORMIER, Lance (08-), RHP	54	08/19/80	Lafayette, LA	Tuscaloosa, AL
CORSI, Jim (99), RHP	27	09/09/61	Newton, MA	Hopkinton, MA
COURTNEY, Clint (54-60-61), C, L-R	11, 10, 2	03/16/27	Hall Summit, LA	Died 6/16/75 (48)
COX, Billy (55), 3B, R-R	3	08/29/19	Newport, PA	Died 3/30/78 (58)
CRISCIONE, Dave (77), C, R-R	40	09/21/51	Dunkirk, NY	Fredonia, NY
CROWLEY, Terry (69-73, 76-82), 1B-OF, L-L	37, 11, 10	02/16/47	Staten Island, NY	Sparks, MD
CRUZ, Deivi (03), IF, R-R	11	11/06/72	Nizao de Bani, DR	Nizao de Bani, DR
CRUZ, Todd (83-84), 3B, R-R	10	11/23/55	Highland Park, MI	Died 9/2/08 (52)
CUBILLAN, Darwin (04), RHP	64	11/15/72	Bobure, Venezuela	Tampa, FL
CUELLAR, Mike (69-76), LHP	35	05/08/37	Las Villas, Cuba	Died 4/2/10 (72)
CUMMINGS, Midre (05), OF, R-R	3	10/14/71	St. Croix, Virgin Islands	Tarpon Springs, FL
CUST, Jack (03-04), OF, L-R	39	01/16/79	Flemington, NJ	White House Station, NJ
DAAL, Omar (03-04), LHP	14	02/23/72	Maracaibo, Venezuela	Weston, FL
DAGRES, Angelo (55), OF, L-L	34, 5, 20	08/22/34	Newburyport, MA	Byfield, MA
DALRYMPLE, Clay (69-71), C, L-R	3	12/03/36	Chico, CA	Gold Beach, CA
DAUER, Rich (76-85), 2B, R-R	44, 25	07/27/52	San Bernardino, CA	Littleton, CO
DaVANON, Jerry (71), IF, R-R	2	08/21/45	Oceanside, CA	Houston, TX
DAVIS, Blake (11-), INF, L-R	28	12/22/83	Newport Beach, CA	Fountain Valley, CA
DAVIS, Chris (11-), INF, L-R	19	03/17/86	Longview, TX	Dallas, TX
DAVIS, Eric (97-98), OF, R-R	24	05/29/62	Los Angeles, CA	Calabasas, CA
DAVIS, George Storm (82-86, '92), RHP	39, 34	12/26/61	Dallas, TX	Jacksonville, FL
DAVIS, Glenn (91-93), 1B, R-R	37	03/28/61	Jacksonville, FL	Columbus, GA
DAVIS, Tommy (72-75), DH, R-R	36, 12	03/21/39	Brooklyn, NY	Alta Loma, CA
DAVIS, Tommy (99), C, R-R	23	05/21/73	Mobile, AL	Semmes, AL
DAVIS, Wallace Butch' (88-89), OF, R-R	25, 46	06/19/58	Williamston, NC	Garner, NC
DeINCENSE, Doug (73-81), 3B, R-R	37, 11	08/29/50	Burbank, CA	Laguna Beach, CA
DEDRICK, Jim (95), RHP	55	04/04/68	Los Angeles, CA	Everett, WA
DeJEAN, Mike (04), RHP	47	09/28/70	Baton Rouge, LA	Castle Rock, CO
DeLaROSA, Francisco (91), RHP	56, 58	03/03/66	La Roma, DR	Died 1/6/11 (44)
DeLEON, Luis (87), RHP	47	08/19/57	Ponce, Puerto Rico	Ponce, Puerto Rico
DELUCCI, David (97), OF, L-L	26	10/31/73	Baton Rouge, LA	Baton Rouge, LA
DELOCK, Ike (63), RHP	14	11/11/29	Highland Park, MI	E. Naples, FL
DEMPESEY, Rick (76-86, '92), C, R-R	24	09/13/49	Fayetteville, TN	West Lake Village, CA
DeSHIELDS, Delino (99-01), 2B-OF, S-R	11	01/15/69	Seaford, DE	Fairburn, GA
DESILVA, John (95), RHP	45	09/30/67	Fort Bragg, CA	Fort Bragg, CA
DEVEREAUX, Mike (89-94, 96), OF, R-R	12, 10	04/10/63	Casper, WY	Pinellas Park, FL
DEVAREZ, Cesar (95-96), C, R-R	59, 29	09/22/69	San Francisco de Macoris, DR	San Francisco de Macoris, DR
DIERING, Chuck (54-56), OF, R-R	32	02/05/23	St Louis, MO	Died 11/23/12 (89)
DILLARD, Gordon (88), LHP	43	05/20/64	Salinas, CA	Salinas, CA
DILLMAN, Bill (67), RHP	45	05/25/45	Trenton, NJ	Cocoa Beach, FL

RECORDS & HISTORY



DIMMEL, Mike (77-78), OF, R-R	36	10/18/54	Albert Lea, MN	Carrollton, TX
DIXON, Ken (84-87), RHP	39	10/17/60	Monroe, VA	Baltimore, MD
DOBSON, Pat (71-72), RHP	37	02/12/42	Depew, NY	Died 11/22/06 (64)
DODD, Tom (86), DH-PH, R-R	25	08/15/58	Portland, OR	Decatur, AL
DORISH, Harry (55-56), RHP	23	07/13/21	Swoyersville, PA	Died 12/28/00 (79)
DOUGLASS, Sean (01-03), RHP	47	04/28/79	Lancaster, CA	Lancaster, CA
DOYNE, Cory (07-), RHP	52	08/13/81	Tampa, FL	Lutz, FL
DRABEK, Doug (98), RHP	15	07/25/62	Victoria, TX	The Woodlands, TX
DRABOWSKY, Moe (66-68, '70), RHP	25	07/21/35	Ozanna, Poland	Died 6/10/06 (70)
DRAGO, Dick (77), RHP	37	06/25/45	Toledo, OH	Brookville, FL
DRISKILL, Travis (02-03), RHP	49	08/01/71	Omaha, NE	Round Rock, TX
DROPO, Walt (59-61), 1B, R-R	37, 17	01/30/23	Moosup, CT	Died 12/17/10 (87)
DUBOSE, Eric (02-06), LHP	59, 28	05/15/76	Bradenton, FL	Tuscaloosa, AL
DUKES, Tom (71), RHP	36	08/31/42	Knoxville, TN	Arcadia, CA
DUNCAN, Dave (75-76), C, R-R	9, 25	09/26/45	Dallas, TX	Tucson, AZ
DUREN, Ryne (54), RHP	36, 26	02/22/29	Cazenovia, WI	Died 1/6/11 (81)
DURHAM, Joe (54, '57), OF, R-R	12, 24, 27	07/31/31	Newport News, VA	Randallstown, MD
DWYER, Jim (81-88), OF, L-L	28, 9	01/03/50	Evergreen Park, IL	Cape Coral, FL
DYCK, Jim (55-56), OF, R-R	14	02/03/22	Omaha, NE	Died 1/11/99 (76)
DYKHOFER, Radhames (98), RHP	28	09/27/74	Paradera, Aruba	Oranjestad, Aruba
EATON, Adam (09), RHP	24	11/23/77	Seattle, WA	Snohomish, WA
EICHORN, Mark (93-94), RHP	38	11/21/60	San Jose, CA	Aptos, CA
EPSTEIN, Mike (66-67), 1B, L-L	1, 18, 4	04/04/43	Bronx, NY	Dana Point, CA
ERICKSON, Scott (95-03), RHP	21, 19	02/02/68	Long Beach, CA	Staten Island, NY
ESSEGIAN, Chuck (61), OF, R-R	10	08/09/31	Boston, MA	Los Angeles, CA
ESTRADA, Chuck (60-64), RHP	23	02/15/38	San Luis Obispo, CA	San Luis Obispo, CA
ETCHEBARREN, Andy (62, '65-'75), C, R-R	8	06/20/43	Whittier, CA	Nokomis, FL
EVANS, Dwight (91), OF, R-R	24	11/03/51	Santa Monica, CA	Fort Myers, FL
EVELAND, Dana (12-), LHP	37	10/29/83	Olympia, WA	Palm Dale, CA
EVERS, Walter Hood (55-56), OF, R-R	17, 14	02/08/21	St. Louis, MO	Died 1/25/91 (69)
EXPOSITO, Luis (12-), C, R-R	25, 59	01/20/87	Miami, FL	Miami, FL
EYRE, Willie (11-), RHP	50	07/21/78	Valley, CA	Estero, FL
FAHEY, Brandon (06-08), IF, L-R	12	01/18/81	Dallas, TX	Dallas, TX
FARMER, Ed (77), RHP	17	10/18/49	Evergreen Park, IL	Calabasas, CA
FALKENBORG, Brian (99), RHP	51	01/18/78	Newport Beach, CA	Redmond, WA
FASANO, Sal (05), C, R-R	26	08/10/71	Chicago, IL	Minooka, IL
FERNANDEZ, L. Chico (68), IF, R-R	1	04/23/39	Havana, Cuba	Miami, FL
FERNANDEZ, Sid (94-95), LHP	50	10/12/62	Honolulu, HI	Honolulu, HI
FERRARESE, Don (55-57), LHP	21, 39, 32	06/19/29	Oakland, CA	Apple Valley, CA
FETTERS, Mike (99), RHP	37	12/19/64	Van Nuys, CA	Chandler, AZ
FIGGA, Mike (99), C, R-R	13	07/31/70	Tampa, FL	Tampa, FL
FINIGAN, Jim (59), 3B, R-R	33	08/19/28	Quincy, IL	Died 5/16/81 (52)
FINLEY, Steve (89-90), OF, L-L	10	05/12/65	Union City, TN	Delmar, CA
FIORIO, Mike (68), 1B, L-L	30	10/11/44	Brooklyn, NY	Malverne, NY
FIORENTINO, Jeff (05-06, '09), OF, L-R	16, 70	04/14/83	Pembroke Pines, FL	Plantation, FL
FISHER, Eddie (66-67), RHP	28	07/16/36	Shreveport, LA	Altus, OK
FISHER, Jack (59-62), RHP	48, 22	03/04/39	Frostburg, MD	Easton, PA
FISHER, Tom (67), RHP	46	04/04/42	Cleveland, OH	Panama City Beach, FL
FLAHERTY, Ryan (12-), INF, L-R	3	07/27/86	Portland, ME	Franklin, TN
FLANAGAN, Mike (75-87, '91-92), LHP	46	12/16/51	Manchester, NH	Died 8/24/11 (59)
FLINN, John (78-79, 82), RHP	37, 7	09/02/54	Merced, CA	Charlotte, NC
FLORIMON Jr, Pedro (11-), INF, S-R	61	12/10/86	La Romana, DR	La Romana, DR
FLOYD, Bobby (68-70), IF, R-R	2	10/20/43	Hawthorne, CA	Port St. Lucie, FL
FOILES, Hank (61), C, R-R	36	06/10/29	Richmond, VA	Virginia Beach, VA
FORBES, P.J. (98), INF, R-R	1	09/22/67	Pittsburg, KS	Wichita, KS
FORD, Dan (82-85), OF, R-R	15	05/19/52	Los Angeles, CA	Benton, LA
FORD, Dave (78-81), RHP	59, 21	12/29/56	Cleveland, OH	Fairview Park, OH
FORD, Lew (12), OF, R-R	51	08/12/76	Beaumont, TX	Islip Terrace, NY
FORDYCE, Brook (00-03), C, R-R	26	05/07/70	New London, CT	Stuart, FL
FORNIELES, Mike (56-57), RHP	41	01/18/32	Havana, Cuba	Died 2/11/98 (66)
FOSTER, Kris (01), RHP	36	08/30/74	Riverdale, NJ	Vero Beach, FL
FOX, Howie (54), RHP	21	03/01/21	Coburg, OR	Died 10/9/55 (34)
FOX, Jake (10-), C-INF, R-R	47, 9	07/20/82	Beech Grove, IN	Gilbert, AZ
FRANCONA, Tito (56-57), OF-1B, L-L	19, 44	11/04/33	Albuquerque, NM	New Brighton, PA
FRAZIER, Joe (56), OF, L-R	2	10/06/22	Liberty, NC	Died 2/15/11 (88)
FREED, Roger (70), 1B-OF, R-R	13	06/02/46	Los Angeles, CA	Died 1/9/96 (49)
FREEL, Ryan (09), INF/OF, R-R	2	03/08/76	Jacksonville, FL	Died 12/22/12 (36)
FREIRE, Alejandro (05), 1B, R-R	23, 58	08/23/74	Caracas, Venezuela	Maracaibo, Zulia, Venezuela
FRIDLEY, Jim (54), OF, R-R	17	09/06/24	Dayton, OH	Died 2/28/03 (78)
FROHWIRTH, Todd (91-93), RHP	49	09/28/62	Milwaukee, WI	New Berlin, WI
FULLER, Jim (73-74), OF, R-R	18	11/28/50	Bethesda, MD	Pasadena, TX
FUSSELL, Chris (98), RHP	52	05/19/76	Oregon, OH	Oregon, OH
GABINO, Armando (10), RHP	41	08/31/83	Santiago, Dom. Rep.	Santiago, Dom. Rep.
GAINES, Joe (63-64), OF, R-R	6	11/22/36	Bryan, TX	Oakland, CA
GALLAGHER, Dave (90), OF, R-R	35	09/20/60	Trenton, NJ	Clarkburg, NJ
GARCIA, Alfonso Kiko (76-80), IF, R-R	3	10/14/53	Martinez, CA	Martinez, CA
GARCIA, Jesse (99-00), IF, R-R	1, 15	09/24/73	Corpus Christi, TX	Rustown, TX
GARCIA, Karim (00, '04), OF, L-L	57, 47	10/29/75	Ciudad Obregon, Mexico	Ciudad Obregon, Mexico
GARCIA, Luis (02), OF, R-R	9	09/22/75	Hermosillo, Mexico	Hermosillo, Mexico
GARCIA, Vinicio Chico (54), 2B, R-R	1	12/24/24	Veracruz, Mexico	Died 8/16/07 (82)
GARDNER, Billy (56-59), 2B, R-R	9	07/19/27	Waterford, CT	Waterford, CT
GARLAND, Wayne (73-76), RHP	17	10/26/50	Nashville, TN	Nashville, TN
GASTALL, Tom (55-56), C, R-R	10	06/13/32	Fall River, MA	Died 9/20/56 (24)
GENTILE, Jim (60-63), 1B, L-L	4	06/03/34	San Francisco, CA	Edmond, OK
GERHART, Ken (86-88), OF, R-R	38	05/19/61	Charleston, SC	Murfreesboro, TN

FRONT
OFFICE

ORIOLES
REACH

MANAGER &
COACHES

2013
ORIOLES

2012
IN REVIEW

OPPONENTS

MINOR
LEAGUES

RECORDS &
HISTORY

ORIOLE PARK

MEDIA



BALTIMORE ORIOLES

FRONT
OFFICE

ORIOLES
REACH

MANAGER &
COACHES

2013
ORIOLES

2012
IN REVIEW

OPPONENTS

MINOR
LEAGUES

RECORDS &
HISTORY

ORIOLE PARK

MEDIA

GIBBONS, Jay ('01-), OF-1B, L-L	25.31	03/02/77	Rochester, MI	Gilbert, AZ
GIL, Gerónimo ('01-06), C, R-R	60,17.9	08/07/75	Oaxaca, Mexico	Oaxaca, Mexico
GILLIFORD, Paul ('67), LHP	33	01/12/45	Bryn Mawr, PA	Malvern, PA
GINSBURG, Myron Joe ('56-'60), C, L-R	22	10/11/26	New York, NY	Died 11/2/12 (86)
GOMEZ, Chris ('05-'07) INF, R-R	14	06/16/71	Los Angeles, CA	Irvine, CA
GOMEZ, Leo ('90-'95), IF, R-R	10,11	03/02/67	Canovanas, Puerto Rico	Ellicott City, MD
GONZALES, Rene Gonzo ('87-'90), IF, R-R	88	09/23/62	Austin, TX	Los Angeles, CA
GONZALEZ, Michael ('10-), LHP	51	05/23/78	Robstown, TX	Deer Park, TX
GONZALEZ, Miguel ('12-), RHP	50	05/27/84	Guadalajara, MX	Pacoima, CA
GOODMAN, Billy ('57), IF-OF, L-R	10	03/22/26	Concord, NC	Died 10/1/84 (58)
GOODWIN, Curtis ('95), OF, L-L	28	09/30/72	Oakland, CA	San Leandro, CA
GRAHAM, Dan ('80-'81), C-3B, L-R	37,41	07/19/54	Ray, AZ	Rosford, OH
GRAY, Ted ('55), LHP	25	12/31/24	Detroit, MI	Clarkston, MI
GREEN, Gene ('60), OF-C, R-R	36	06/26/33	Los Angeles, CA	Died 5/23/81 (47)
GREEN, Lenny ('57-'59, '64), OF, L-L	21.6	01/06/33	Detroit, MI	Detroit, MI
GREENE, Charlie ('97-'98), CA, R-R	34	01/23/71	Miami, FL	Tallahassee, FL
GREENE, Willie ('98), OF, L-R	11	09/23/71	Milledgeville, GA	Brooklyn, NY
GREGG, Kevin ('11-'12), RHP	63	06/20/78	Corvallis, OR	Corvallis, OR
GRICH, Bob ('70-'76), 2B, R-R	16.3	01/15/49	Muskogee, MI	Cato de Cada, CA
GRIFFIN, Mike ('87), RHP	42	06/26/57	Colusa, CA	Hawthorne, NJ
GRIMSLEY, Jason ('04-'05), RHP	16.38	08/07/67	Cleveland, TX	Overland Park, KS
GRIMSLEY, Ron ('74-'77, '82), LHP	39.48	01/07/50	Topeka, KS	Owings Mills, MD
GROOM, Buddy ('00-'04), LHP	27	07/10/65	Dallas, TX	Ovilla, TX
GROSS, Wayne ('84-'85), 3B, L-R	14	01/14/52	Riverside, CA	Danville, CA
GUERRERO, Vladimir ('11), DH, R-R	27	02/09/75	Nizao Bari, DR	Don Gregorio, DR
GUILLEN, Ozzie ('98), SS, L-R	13	01/20/64	Ocumare del Tuy, VEN	Caracas, VEN
GULLIVER, Glenn ('82-'83), 3B, L-R	11	10/15/54	Detroit, MI	Allen Park, MI
GUTHRIE, Jeremy ('07-), RHP	46	04/08/79	Roseburg, OR	Pleasant Grove, UT
GUTIERREZ, Jackie ('86-'87), IF, R-R	11	06/27/60	Cartagena, Columbia	Miami, FL
GUZMAN, Juan ('98-'99), RHP	57	10/28/66	Santo Domingo, DR	Miami, FL
HABYAN, John ('85-'88), RHP	54.27	01/29/63	Bay Shore, NY	Nesconset, NY
HADDIX, Harvey ('64-'65), LHP	30	09/18/25	Medway, OH	Died 1/8/94 (68)
HAIRSTON, Jerry Jr. ('98-'04), 2B, R-R	13.15	05/29/76	Naperville, IL	Scottsdale, AZ
HALAMA, John ('06), LHP	50	02/22/72	Brooklyn, NY	Brooklyn, NY
HALE, Bob ('55-'59), 1B, L-L	6,34,20,10	11/07/33	Sarasota, FL	Died 9/8/12 (78)
HALL, Bill ('12), INF/OF, R-R	37, 35	12/28/79	Tupelo, MS	Paradise Valley, AZ
HALL, Dick ('61-'66, '69-'71), RHP	29	09/27/30	St. Louis, MO	Timonium, MD
HAMMEL, Jason ('12-), RHP	39	09/02/82	Greenville, SC	Rehoboth, MA
HAMMONDS, Jeffrey ('93-'98), OF, R-R	11	03/05/71	Plainfield, NJ	Madison, AL
HAMRIC, Bert ('58), OF-PH, L-R	20	03/01/28	Clarksburg, WV	Died 8/8/84 (56)
HANEY, Larry ('66-'68), C, R-R	34	11/19/42	Charlottesville, VA	Barboursville, VA
HANSEN, Ron ('58-'62), SS, R-R	3	04/05/38	Oxford, NE	Baldwin, MD
HARDIN, Jim ('67-'71), RHP	44	08/06/43	Morris Chapel, TN	Died 3/9/91 (47)
HARDY, J.J. ('11-), SS, R-R	2	08/19/82	Tucson, AZ	Tempe, AZ
HARLOW, Larry ('75, '77-'79), OF, L-L	51,34.6	11/13/51	Colorado Springs, CO	Norco, CA
HARNISCH, Pete ('88-'90), RHP	42	09/23/66	Comack, NY	Colts Neck, NJ
HARPER, Tommy ('76), DH, R-R	12	10/14/40	Oak Grove, LA	Sharon, MA
HARRIS, Gene ('95), RHP	29	12/05/64	Sebring, FL	Okeechobee, FL
HARRIS, Willie ('01), OF, L-R	40	06/22/78	Cairo, GA	Cairo, GA
HARRISON, Bob ('55-'56), RHP	25,43,21	09/22/30	St. Louis, MO	Carmel, IN
HARRISON, Ron ('72), RHP	44	09/20/46	Los Angeles, CA	Mission Viejo, CA
HARSHMAN, Jack ('58-'59), LHP	29	07/12/27	San Diego, CA	San Diego, CA
HART, Mike L. ('87), OF, L-L	36	02/17/58	Milwaukee, WI	West Allis, WI
HARTLEY, Mike ('95), RHP	39	08/31/61	Hawthorne, CA	Zephyr Cove, NV
HARTZELL, Paul ('80), RHP	28	11/02/53	Bloomington, PA	Hailey, ID
HATTON, Grady ('56), IF, L-R	5	10/07/22	Beaumont, TX	Warren, TX
HAVENS, Brad ('85-'86), LHP	31,47	11/17/59	Highland Park, MI	Brighton, MI
HAWKINS, LaTroy, ('06), RHP	23,32	12/21/72	Gary, IN	Frisco, TX
HAYNES, Jimmy ('95-'96), RHP	60,50	09/05/72	LaGrange, GA	LaGrange, GA
HAZEWOOD, Drungo ('80), OF, R-R	37	09/01/59	Mobile, AL	Sacramento, CA
HEARD, Jehosie ('54), LHP	38	01/17/20	Atlanta, GA	Died 11/18/99 (79)
HELD, Mel ('56), RHP	18	04/12/29	Edon, OH	Bryan, OH
HELD, Woodie ('66-'67), IF-OF, R-R	12	03/25/32	Sacramento, CA	Died 6/11/09 (77)
HELLING, Rick ('03), RHP	35	12/15/70	Devils Lake, ND	Southlake, TX
HENDRICKS, Elrod ('68-'72, '73-'76, '78-'79), C,L-R	10, 44	12/22/40	St. Thomas, Virgin Islands	Died 12/21/05 (64)
HENDRICKSON, Mark ('09-'11), LHP	27	06/23/74	Mt. Vernon, WA	York, PA
HENN, Sean ('09-), LHP	53	04/23/81	Fort Worth, TX	Aledo, TX
HENTGEN, Pat ('01-'03), RHP	41	11/13/68	Detroit, MI	Shelby Township, MI
HERNANDEZ, David ('09-'10), RHP	63, 29	05/13/85	Sacramento, CA	Elk Grove, CA
HERNANDEZ, Leo ('82-'83, '85), 3B, R-R	3	11/06/59	Santa Lucia, Venezuela	Edo Mirando, Venezuela
HERNANDEZ, Luis ('07-'08), IF, S-R	2	06/26/84	Quibor, Venezuela	Quibor, Venezuela
HERNANDEZ, Ramon ('06-), C, R-R	55	05/27/76	Caracas, Venezuela	Weston, FL
HERZOG, Dorel "Whitey" ('61-'62), OF, L-L	6	11/09/31	New Athens, IL	St. Louis, MO
HICKEY, Kevin ('89-'91), LHP	45,23	02/25/56	Chicago, IL	Died 5/16/12 (56)
HILL, Richard ('09-), LHP	41	03/11/80	Boston, MA	Milton, MA
HOEFT, Billy ('59-'62), LHP	29,20	05/17/32	Oskosh, WI	Died 3/16/10 (77)
HOES, L.J. ('12), OF, R-R	71	03/05/90	Washington, DC	Mitchellville, MD
HOEY, Jim ('06-'07), RHP	47	12/30/82	Trenton, NJ	Hamilton, NJ
HOILES, Chris ('89-'98), C, R-R	11,17,23	03/20/65	Bowling Green, OH	York, PA
HOLDSWORTH, Fred ('76-'77), RHP	38	05/29/52	Detroit, MI	Chelsea, MI
HOLMES, Darren ('00), RHP	36	04/25/66	Asheville, NC	Fletcher, NC
HOLTON, Brian ('89-'90), RHP	51	11/29/59	McKeesport, PA	Hunt Valley, MD
HOLTZMAN, Ken ('76), LHP	30	11/03/45	St. Louis, MO	Grover, MO
HOOD, Don ('73-'74), LHP	44	10/16/49	Florence, SC	Estero, FL
HORN, Sam ('90-'92), 1B-DH, L-L	10,15	11/02/63	Dallas, TX	Birmingham, AL

RECORDS & HISTORY



HOUSE, J.R. (07), C, R-R	40	11/11/79	Charleston, WV	New Smyrna Beach, FL
HOUTTEMAN, Art (57), RHP	6,21	08/07/27	Detroit, MI	Oakland Township, MI
HOWARD, Bruce (68), RHP	16	03/23/43	Salisbury, MD	Sarasota, FL
HUBBARD, Trinidad (00), OF, R-R	23	05/11/66	Chicago, IL	Missouri City, TX
HUCKABY, Ken (04), C, R-R	9	01/27/71	San Leandro, CA	Philadelphia, PA
HUDLER, Rex (66), IF, R-R	1	09/02/60	Tempe, AZ	Newtown Square, PA
HUDSON, Kyle (11-), OF, L-L	51	01/07/87	Mattoon, IL	Mattoon, IL
HUFF, Aubrey (07-09), 1B, L-R	17, 19	10/20/76	Marion, OH	Tampa, FL
HUFFMAN, Phil (85), RHP	48	06/20/58	Freeport, TX	Lake Jackson, TX
HUGHES, Keith (88), OF, L-L	35	09/12/63	Bryn Mawr, PA	Havertown, PA
HUGHES, John "Rhyne" (10-), 1B, L-L	40	09/09/83	Picayune, MS	Nashville, TN
HUISMANN, Mark (89), RHP	52	05/11/58	Lincoln, NE	Blue Springs, MO
HULETT, Tim (89-94), IF, R-R	36	01/12/60	Springfield, IL	Shreveport, LA
HUNTER, Billy (54), SS, R-R	6	06/04/28	Punxsutawney, PA	Lutherville, MD
HUNTER, Tommy (11-), RHP	29, 39	07/03/86	Indianapolis, IN	Arlington, TX
HUPPERT, Dave (83), C, R-R	32	04/01/57	Southgate, CA	Zephyr Hill, FL
HUSON, Jeff (95-96), IF, L-R	30	08/15/64	Scottsdale, AZ	Bedford, TX
HUTTO, Jim (75), C, R-R	33	10/17/47	Norfolk, VA	Pensacola, FL
HYDE, Dick (61), RHP	38	08/03/28	Hindsboro, IL	Champaign, IL
INCAVIGLIA, Pete (96-97), OF, R-R	29, 26, 55	04/02/64	Pebble Beach, CA	Colleyville, TX
IZTURIAS, Cesar (09-11), SS, S-R	3	02/10/80	Barquisimeto, Venezuela	Barquisimeto, Venezuela
JACKSON, Grant (71-72), LHP	23	09/28/42	Fostoria, OH	Pittsburgh, PA
JACKSON, Lou (64), OF, L-R	44	07/26/35	Riverton, LA	Died 5/27/69 (33)
JACKSON, Reggie (76), OF, L-L	9	05/18/46	Wyncote, PA	Carmel, CA
JACKSON, Ron (84), 3B, R-R	11	05/09/53	Birmingham, AL	Kalamazoo, MI
JAKUBAUSKAS, Chris (11-), RHP	36	12/22/78	Anaheim, CA	Nashville, TN
JEFFERSON, Jesse (73-75), RHP	38	03/03/49	Midlothian, VA	Died 9/8/11 (62)
JEFFERSON, Stan (89-90), OF, S-R	49	12/04/62	New York, NY	Bronx, NY
JOHNS, Doug (98-99), LHP	55	12/19/67	South Bend, IN	Plantation, FL
JOHNSON, Bob (63-67), IF, R-R	2	03/04/36	Omaha, NE	St Paul, MN
JOHNSON, Charles (99-00), C, R-R	21	07/20/71	Ft. Pierce, FL	Plantation, FL
JOHNSON, Connie (56-58), RHP	36	12/27/22	Stone Mountain, GA	Died 11/28/04 (81)
JOHNSON, Darrell (62), C, R-R	36	08/25/28	Horace, NE	Died 5/3/04 (75)
JOHNSON, Dave (65-72), 2B, R-R	15	01/30/43	Orlando, FL	Winter Park, FL
JOHNSON, Dave (89-91), RHP	27, 35	10/24/59	Baltimore, MD	Kingsville, MD
JOHNSON, David (74-75), RHP	49, 45	10/04/48	Abilene, TX	Abilene, TX
JOHNSON, Don (55), RHP	19	11/12/26	Portland, OR	Portland, OR
JOHNSON, Ernie (59), RHP	46	06/16/24	Brattleboro, VT	Died 8/12/11 (87)
JOHNSON, Jason (99-03), RHP	41, 16	10/27/73	Santa Barbara, CA	Tampa, FL
JOHNSON, Jim, (06-), R-R	43, 47, 59	06/27/83	Johnson City, NY	Sarasota, FL
JOHNSON, Mike (97), RHP	39, 56	10/03/75	Edmonton, Alberta, Canada	Calgary, Alberta, Canada
JOHNSON, Nick (12), INF, L-L	36	09/19/78	Sacramento, CA	Fair Oaks, CA
JOHNSON, Steve (12), RHP	52	08/31/87	Baltimore, MD	Kingsville, MD
JONES, Adam (08-), OF, R-R	10	08/01/85	San Diego, CA	San Diego, CA
JONES, Doug (95), RHP	31	06/24/57	Covina, CA	Tucson, AZ
JONES, Gordon (60-61), RHP	19	04/02/30	Portland, OR	Died 4/25/94 (64)
JONES, O' Dell (86), RHP	13	01/13/53	Tulare, CA	Beaverton, OR
JONES, Ricky (86), IF, R-R	30	06/04/58	Tupelo, MS	Athens, GA
JONES, Sad Sam (64), RHP	35	12/14/25	Stewartsville, OH	Died 11/5/71 (45)
JONES, Stacy (91), RHP	51	05/26/67	Gadsden, AL	Attalla, AL
JULIO, Jorge (01-05), RHP	50	03/03/79	Caracas, Venezuela	Caracas, Venezuela
KAMENIECKI, Scott (97-99), RHP	30	04/19/64	Mt. Clemens, MI	Goodrich, MI
KELL, George (56-57), 3B, R-R	3	08/23/22	Swifton, AR	Died 3/24/09 (86)
KELLERT, Frank (54), 1B, R-R	15, 7	07/06/24	Oklahoma City, OK	Died 11/19/76 (52)
KELLY, Pat (77-80), OF, L-L	18	07/30/44	Philadelphia, PA	Died 10/2/05 (61)
KENNEDY, Bob (54-55), 3B, R-R	40, 33	08/18/20	Chicago, IL	Died 4/7/05 (84)
KENNEDY, Terry (87-88), C, L-R	15	06/04/56	Euclid, OH	Chandler, AZ
KERRIGAN, Joe (78, 80), RHP	32, 26	11/30/54	Philadelphia, PA	North Wales, PA
KEY, Jimmy (97-98), LHP	21	04/22/61	Huntsville, AL	North Salem, NY
KILGUS, Paul (91), LHP	17, 41	02/02/62	Bowling Green, KY	Bowling Green, KY
KINGSALE, Eugene (96, 98-01), OF, S-R	40	08/20/76	Oranjestad, Aruba	Solo, Aruba
KINKADE, Mike (00-01), IF, R-R	39, 17	05/06/73	Livonia, MI	Pullman, WA
KINNUNEN, Mike (86-87), LHP	48	04/01/58	Seattle, WA	Seattle, WA
KIRKLAND, Willie (64), OF, L-R	3	02/17/34	Siluria, AL	Detroit, MI
KITTLE, Ron (90), 1B-D, R-R	35	01/05/58	Gary, IN	Valparaiso, IN
KLAUS, Billy (59-60), IF, L-R	6	12/09/28	Fox Lake, IL	Died 12/3/06 (77)
KLINGENBECK, Scott (94-95), RHP	56, 55	02/03/71	Cincinnati, OH	Cincinnati, OH
KLINE, Steve (05), LHP	41	08/22/72	Sunbury, PA	Winfield, PA
KNIGHT, Ray (87), 3B, R-R	25	12/28/52	Albany, GA	Albany, GA
KNOTT, Jon (07), OF, R-R	39	08/04/79	Manassas, VA	Nokomis, FL
KNOX, Darold (65), LHP	43	12/09/41	Brunswick, MO	Cleanwater, FL
KOHLMEIER, Ryan (00-01), RHP	50, 30, 59	06/25/77	Salina, KS	Cottonwood Falls, KS
KOKOS, Dick (54), OF, L-L	19	02/28/28	Chicago, IL	Died 4/9/86 (58)
KOMMINSK, Brad (90), OF, R-R	29	04/04/61	Lima, OH	Westerville, OH
KOSLO, George Dave (54), LHP	22	03/31/20	Menasha, WI	Died 12/1/75 (55)
KRENCHICKI, Wayne (79-81), IF, L-R	12, 6	09/17/54	Trenton, NJ	Beloit, WI
KRETLOW, Lou (54-55), RHP	23	06/27/23	Apache, OK	Enid, OK
KRIVDA, Rick (95-97), LHP	52, 37, 38	01/19/70	McKeesport, PA	Perry Hall, MD
KRYVOSKI, Dick (54), 1B, L-L	8	03/24/25	Leonia, NJ	Died 4/10/07 (82)
KUZAVA, Bob (54-55), LHP	15	05/28/23	Wyandotte, MI	Wyandotte, MI
LACY, Lee (85-87), OF, R-R	27	04/10/48	Longview, TX	Woodland Hills, CA
LAKER, Tim (97), CA, R-R	37	11/27/69	Encino, CA	Simi Valley, CA
LAMBERT, Chris (09-), RHP	55	03/08/83	Burlingame, CA	Manchester, NH
LANDRITH, Hobert "Hobie" (62-63), C, L-R	30	03/16/30	Decatur, IL	Sunnyvale, CA
LANDRUM, Terry "Tito" (83, 88), OF, R-R	39, 30	10/25/54	Joplin, MO	New York, NY

FRONT
OFFICE

ORIOLES
REACH

MANAGER &
COACHES

2013
ORIOLES

2012
IN REVIEW

OPPONENTS

MINOR
LEAGUES

RECORDS &
HISTORY

ORIOLE PARK

MEDIA



BALTIMORE ORIOLES

FRONT
OFFICE

ORIOLES
REACH

MANAGER &
COACHES

2013
ORIOLES

2012
IN REVIEW

OPPONENTS

MINOR
LEAGUES

RECORDS &
HISTORY

ORIOLE PARK

MEDIA

LARSEN, Don ('54, '65), RHP
LAU, Charlie (61-63, '64-67), C, L-R
LEDESMA, Aaron (97), IF, R-R
LEE, Derek (11), 1B, R-R
LEE, Mark ('95), LHP
LEFFERTS, Craig (92), LHP
LEHEW, Jim (61-62), RHP
LEHMAN, Ken (57-58), LHP
LEICESTER, Jon (07), RHP
LENHARDT, Don (54), OF, R-R
LEON, Jose (02-04), IF, R-R
LEONARD, Mark (93), 1B, L-R
LEONHARD, Dave (67-72), RHP
LEPPERT, Don E. ('55), 2B, L-R
LEWIS, Mark (00), 3B, R-R
LEWIS, Richie (92-98), RHP
LIGTENBERG, Kerry (03), RHP
LINDSTROM, Matt (12), RHP
LINTON, Doug (99), RHP
LITTLEFIELD, Dick (54), LHP
LIZ, Radhames (07-), RHP
LOCKE, Charlie (55), RHP
LOCKMAN, Carroll "Whitey" ('59), 1B, L-R
LOES, Billy ('56-59), RHP
LOEWEN, Adam (00-08), LHP
LOPAT, Eddie (55), LHP
LOPEZ, Carlos (78), OF, R-R
LOPEZ, Javy (04-06), C, R-R
LOPEZ, Luis (02-04), IF, S-R
LOPEZ, Marcelino (67, '69-70), LHP
LOPEZ, Rodrigo (02-06), RHP, R-R
LOWENSTEIN, John (79-85), OF, L-R
LUEBBER, Steve (81), RHP
LUEBKE, Dick (82), LHP
LUGO, Julio (10), INF, R-R
LUNAR, Fernando (00-02), C, R-R
LYNN, Fred (85-88), OF, L-L
MABE, Bobbie (60), RHP
MACHADO, Manny (12-), INF, R-R
MACHADO, Robert (03-04), C, R-R
MADDOX, Elliott (77), OF-3B, R-R
MADURO, Calvin (00-02), RHP
MAHONEY, Joe (12-), INF/OF, L-L
MAINE, John (04-05), RHP, R-R
MAJESKI, Hank (55), 3B, R-R
MAJEWSKI, Val (04-), OF, L-L
MANON, Julio (06), RHP
MANTO, Jeff (95), IF, R-R
MARKAKIS, Nick (06-), OF, L-L
MARQUIS, Roger (55), OF, L-L
MARRERO, Eli (05), OF, R-R
MARSH, Fred (55-56), IF, R-R
MARSHALL, Jim (58), 1B, L-L
MARTIN, Morrie (56), LHP
MARTINEZ, Dennis (76-86), RHP
MARTINEZ, Felix Topy (76-86), LHP
MARTINEZ, Chito (91-93), OF, L-L
MATA, Frank (10-), RHP
MATCHICK, Tom (72), 3B, L-R
MATHEWS, Terry (96-98), RHP
MATOS, Luis (00-06), OF, R-R
MATTHEWS, JR., Gary (02-03), OF, S-R
MATZUS, Brian (09-), LHP
MAXWELL, Charlie (55), OF, L-L
MAY, Dave (67-70), OF, L-R
MAY, Derrick (99), OF, L-R
MAY, Lee (75-80), 1B, R-R
MAY, Rudy (76-77), LHP
McCORMICK, Mike (63-64), LHP
McCRORY, Robert (08-), RHP
McDONALD, Ben (89-95), RHP
McDONALD, Darnell (04), OF, R-R
McDONALD, Jim (55), RHP
McDOWELL, Roger (96), RHP
McELROY, Chuck (00-01), LHP
McGEHEE, Kevin (93), RHP
McGREGOR, Scott (76-88), LHP
McGUIRE, Mickey (62, '67), IF, R-R
McGUIRE, Ryan (02), 1B, L-L
McKNIGHT, Jeff (90-91), IF-OF, S-R
McEMORE, Mark (92-94), 2B, S-R
McLOUTH, Nate (12-), OF, L-R
McNALLY, Dave (62-74), LHP
MELE, Sam (54), OF, R-R
MELENDEZ, Francisco (89), 1B, L-L

27, 18
44
6
25
52
31
39, 38
39
52
14, 40
14
38
40
9, 6
10
55, 38
46
27
49
18
58, 62
13
25, 34
38, 18
29
15
9
18
11, 26
29, 32
13, 19
38
36
26
2
51
19
30
13
72
21
12
54
49, 61
5
6
57
12
21
24
16
2
44
19
30, 61
36, 23
14
50
32
51
32
36
52, 17
34
12
29
14
43
47
41
19
11, 16, 39
25
31
47
48
39, 16
34, 2
28
13
2
48, 9
19
15
35, 43

08/07/29
04/12/33
06/03/71
09/06/75
01/19/70
09/29/57
08/19/37
06/10/28
02/07/79
10/04/22
12/08/76
08/14/64
01/22/42
11/20/30
11/30/69
01/25/66
05/11/71
02/11/80
02/09/65
03/18/26
06/10/83
05/05/32
07/25/26
12/13/29
04/09/84
06/21/18
09/27/50
11/05/70
09/04/70
09/23/43
12/14/75
01/17/47
07/09/49
04/08/35
11/16/75
05/25/77
02/03/52
10/08/29
07/06/92
06/03/73
12/21/47
09/05/74
02/01/87
05/08/81
12/13/16
06/19/81
06/10/73
08/23/64
11/17/83
04/05/37
11/17/73
01/05/24
05/25/32
09/23/22
05/14/55
05/31/50
12/19/65
03/11/84
09/07/43
10/05/64
10/30/78
08/25/74
02/11/87
04/08/27
12/23/43
07/14/68
03/23/43
07/18/44
09/29/38
05/03/82
11/24/67
11/17/78
05/17/27
12/21/60
10/01/67
01/19/69
11/18/54
01/18/41
11/23/71
02/18/63
10/04/64
10/28/81
10/31/42
01/21/22
01/25/64

Michigan City, IN
Romulus, MI
Union City, CA
Sacramento, CA
McKeesport, PA
Munich, West Germany
Baltimore, MD
Seattle, WA
Mariposa, CA
Alton, IL
Caguas, Puerto Rico
Mountain View, CA
Arlington, VA
Memphis, TN
Hamilton, OH
Muncie, IN
Rapid City, SD
Rexburg, ID
Santa Ana, CA
Detroit, MI
El Seybo, DR
Malden, MO
Lowell, NC
Long Island City, NY
Surrey, British Columbia, CAN
New York, NY
Mazatlan, Mexico
Ponce, PR
Cirda, Puerto Rico
Havana, Cuba
Tlalneapantla, Mexico
Wolf Point, MT
Clinton, MO
Chicago, IL
Barahona, Dom. Rep.
Cantanura, Venezuela
Chicago, IL
Danville, VA
Miami, FL
Puerto Cabello, Venezuela
East Orange, NJ
Santa Cruz, Aruba
Albany, NY
Fredericksburg, VA
Staten Island, NY
New Brunswick, NJ
Guerra Distrito, DR
Bristol, PA
Glen Cove, NY
Died 7/19/04 (67)
Havana, Cuba
Valley Falls, KS
Danville, IL
Dixon, MO
Granada, Nicaragua
LaJunta, CO
Belize City, Belize
Edo, Venezuela
Hazelton, PA
Alexandria, LA
Bayamon, Puerto Rico
San Francisco, CA
Grand Junction, CO
Lawton, MI
New Castle, DE
Rochester, NY
Birmingham, AL
Coffeyville, KS
Pasadena, CA
Kosciusko, MS
Baton Rouge, LA
Fort Collins, CO
Grants Pass, OR
Cincinnati, OH
Bryan, TX
Alexandria, LA
Inglewood, CA
Dayton, OH
Bellflower, CA
Conway, AR
San Diego, CA
Muskegon, MI
Billings, MT
Astoria, NY
Rio Piedras, Puerto Rico

Hayden Lake, ID
Died 3/18/84 (50)
Tierra Verde, FL
Malibu, CA
Colorado Springs, CO
Anthem, AZ
Baltimore, MD
Died 12/4/10 (82)
Huntington Beach, CA
St Louis, MO
Cayey, Puerto Rico
San Jose, CA
Beverly, MA
Southaven, MS
Hamilton, OH
Melbourne, FL
Inver Grove Heights, MN
Highlands Ranch, CO
Surprise, AZ
Died 11/20/97 (71)
El Seybo, DR
Poplar Bluff, MO
Died 3/17/09 (82)
Died 7/15/10 (80)
Surrey, British Columbia, CAN
Died 6/15/92 (73)
Mexico City, Mexico
Alpharetta, GA
Cidra, Puerto Rico
Died 11/29/01 (58)
Mexico City, Mexico
Las Vegas, NV
Joplin, MO
Died 12/4/74 (39)
Houston, TX
Alamogordo, NM
LaCosta, CA
Danville, VA
Miami, FL
Weston, FL
Guttenberg, NJ
Millersville, MD
Worcester, MA
Ruther Glen, VA
Died 8/9/91 (74)
Crosswicks, NJ
Santo Domingo, DR
Bristol, PA
Monkton, MD
Died 7/19/04 (67)
Miami, FL
Died 10/26/06 (82)
Scottsdale, AZ
Died 5/25/10 (87)
Miami, FL
Towson, MD
Memphis, TN
Edo, Venezuela
Maumee, OH
Died 2/24/12 (47)
Bayamon, Puerto Rico
Houston, TX
Paradise Valley, AZ
Paw Paw, MI
Died 10/20/12 (68)
Landonberg, PA
Cincinnati, OH
Fresno, CA
Cupertino, CA
Hattiesburg, MS
Denham Springs, LA
Phoenix, AZ
Kingman, AZ
Marietta, GA
Friendswood, TX
Pineville, LA
Towson, MD
Dayton, OH
Coto de Caza, CA
Bee Branch, AR
Southlake, TX
Knoxville, TN
Died 12/1/02 (60)
Quincy, MA
Juana Diaz, Puerto Rico

RECORDS & HISTORY



MELVIN, Bob (89-91), C, R-R	2	10/28/61	Palo Alto, CA	Germantown, TN
MENDEZ, Carlos (03), 1B, R-R	53	06/18/74	Caracas, VEN	New Castle, DE
MERCEDES, Jose (00-01), RHP	31	03/05/71	El Seibo, DR	La Romana, DR
MERCEDES, Luis (91-93), OF, R-R	11	02/20/68	San Pedro de Macoris, DR	San Pedro de Macoris, DR
MERCKER, Kent (96), LHP	38,21	02/01/68	Dublin, OH	Dublin, OH
MEREDITH, Cla (09-10), RHP	26	06/04/83	Richmond, VA	Richmond, VA
MESA, Jose (87, 90-92), RHP	51	05/22/66	Pueblo Viejo, DR	Miramar, FL
MICKOLIO, Kam (08-10), RHP	31	05/10/84	Wolf Point, MT	Bozeman, MT
MIKISS, Eddie (57-58), IF, R-R	16,6	09/11/26	Burlington, NJ	Died 4/8/05 (78)
MILACKI, Bob (88-92), RHP	52,18	07/28/64	Trenton, NJ	Lake Havasu City, AZ
MILCHIN, Mike (96), LHP	21	02/28/68	Knoxville, TN	Vero Beach, FL
MILLAR, Kevin (06-08), IF, R-R	15	09/24/71	Los Angeles, CA	Beaumont, TX
MILLER, Bill (55), LHP	13	07/26/26	Minersville, PA	Died 7/3/03 (76)
MILLER, Dyer (75-77), RHP	37	05/29/46	Batesville, IN	Indianapolis, IN
MILLER, James (08-), RHP	25	04/28/82	Morrisstown, NJ	Fort Myers, FL
MILLER, John (62-63, '65-67), RHP	17,35	05/30/41	Baltimore, MD	Mount Airy, MD
MILLER, Randy (77), RHP	35	03/18/53	Onward, CA	La Jolla, CA
MILLER, Stu (63-67), RHP	37	12/26/27	Northampton, MA	Cameron Park, CA
MILLIGAN, Randy (89-92), 1B, R-R	39	11/27/61	San Diego, CA	Owings Mills, MD
MILLS, Alan (92-98, '00-01), RHP	75	10/18/66	Lakeland, FL	Lakeland, FL
MILLWOOD, Kevin (10), RHP	34	12/24/74	Gastonia, NC	Gainesville, GA
MINOR, Ryan (98-00), 3B, R-R	25,10,29	01/05/74	Canton, OH	Salisbury, MD
MIRABELLA, Paul (83), LHP	39	03/20/54	Belleville, NJ	Morrisstown, NJ
MIRANDA, Willy (55-59), SS, S-R	7	05/24/26	Velasco, Cuba	Died 9/7/96 (70)
MITCHELL, John (90), RHP	24	08/11/65	Dickson, TN	Smyrna, TN
MITCHELL, Paul (75), RHP	36	08/19/49	Worcester, MA	Berlin, MA
MOELLER, Chad (09-), C, R-R	16	02/18/75	Upland, CA	Scottsdale, AZ
MOELLER, Ron (56, '58), LHP	32,40	10/13/38	Cincinnati, OH	Died 11/2/09 (71)
MOLINA, Gabe (99-00), RHP	45	05/03/75	Denver, CO	Denver, CO
MOLINA, Gustavo (07), C, R-R	63	02/24/82	La Guaira, Venezuela	La Guaira, Venezuela
MOLINA, Izzy (02), C, R-R	31	06/03/71	New York, NY	Miami, FL
MOLINARO, Bob (79), OF, L-R	9	05/21/50	Newark, NJ	Delray Beach, FL
MONTANEZ, Luis (08-10), OF, R-R	3,2,16	12/15/81	Bayamon, PR	Miami, FL
MOORE, Ray (55-57), RHP	29	06/01/26	Meadows, MD	Died 3/2/95 (68)
MOORE, Scott (07-08, '10), 3B, L-R	9,43,40	11/17/83	Long Beach, CA	Long Beach, CA
MORA, Andres (76-78), OF, R-R	52,27	05/25/55	Rio Bravo, Mexico	Saltito, Coahuila, Mexico
MORA, Melvin (00-09), IF, OF, R-R	6	02/02/72	Agua Negra, Venezuela	Fallston, MD
MORALES, Jose (81-82), C, R-R	34	12/30/44	Friederiksted, Virgin Islands	Orlando, FL
MORALES, Willie (00), C, R-R	25	09/07/72	Tucson, AZ	Tucson, AZ
MORBAN, Jose (03), 2B-SS, R-R	12	10/02/79	San Cristobal, DR	Santiago, DR
MORELAND, Keith (89), DH, R-R	6,15	05/02/54	Dallas, TX	Austin, TX
MORGAN, Mike (88), RHP	12	10/08/59	Tulare, CA	Ogden, UT
MORIARTY, Mike (02), SS, R-R	81	03/08/74	Camden, NJ	Mount Laurel, NJ
MOROGIELLO, Dan (83), LHP	21	03/26/55	Brooklyn, NY	Whitehouse Station, NJ
MORRIS, John (68), LHP	37	08/23/41	Lewes, DE	Scottsdale, DE
MOSS, Damian (03), LHP	28	11/24/76	Darlinghurst, Australia	Dublin, GA
MOSS, Les (54-55), C, R-R	10	05/14/25	Tulsa, OK	Died 8/29/12 (87)
MOTTOLA, Chad (04), OF, R-R	39	10/15/71	Augusta, GA	Castberry, FL
MOTTON, Curt (67-71, 73-74), OF, R-R	21,43	09/24/40	Darnell, LA	Died 1/21/10 (69)
MOUTON, Lyle (98), OF, R-R	32	05/13/69	Lafayette, LA	Tarpon Springs, FL
MOYER, Jamie (93-95), LHP	51	11/18/62	Sellersville, PA	Seattle, WA
MUNOZ, Bobby (98), RHP	32	03/03/68	Rio Piedras, Puerto Rico	Pembroke Pines, FL
MURRAY, Eddie (77-88, '96), 1B, S-R	33	02/24/56	Los Angeles, CA	Los Angeles, CA
MURRAY, Ray (54), C, R-R	8,19,14	10/12/17	Spring Hope, NC	Fl Worth, TX
MUSER, Tony (75-77), 1B, L-L	16	08/01/47	Van Nuys, CA	Los Alamitos, CA
MUSSINA, Mike (91-00), RHP	42,35	12/08/68	Montoursville, PA	Muncy, PA
MYERS, Greg (00-01), C, L-R	37	04/14/66	Riverside, CA	Riverside, CA
MYERS, Jimmy (96), RHP	46	04/28/69	Oklahoma City, OK	Stigler, OK
MYERS, Randy (96-97), LHP	28	09/19/62	Vancouver, WA	Vancouver, WA
NARUM, Leslie Buster (63), RHP	35	11/16/40	Philadelphia, PA	Died 5/17/04 (63)
NELSON, Bob (55-57), OF, L-L	37	08/07/36	Dallas, TX	Died 7/22/11 (74)
NELSON, Roger (68), RHP	35	06/07/44	Altadena, CA	Shawnee, KS
NEWHAN, David (04-06), OF, L-R	11	09/07/73	Fullerton, CA	Oceanside, NY
NICHOLS, Carl (86-88), C, R-R	26	10/14/62	Los Angeles, CA	Compton, CA
NICHOLSON, Dave (60, 62), OF, R-R	33	08/29/39	St. Louis, MO	Benton, IL
NIEDENFUER, Tom (87-88), RHP	49	08/13/59	St. Louis Park, MN	Sarasota, FL
NIEMAN, Bob (56-59), OF, R-R	4	01/26/27	Cincinnati, OH	Died 3/10/85 (58)
NIVAR, Ramon (05), OF, R-R	15	02/22/80	San Cristobal, DR	San Cristobal, DR
NIXON, Donnell (90), OF, R-R	52,21	12/31/61	Evergreen, NC	Chadbourne, NC
NOKES, Matt (95), C, L-R	24	10/31/63	San Diego, CA	Schaumburg, IL
NOLAN, Joe (82-85), C, L-R	17	05/12/51	St. Louis, MO	St. Louis, MO
NOLES, Dickie (88), RHP	37	11/19/56	Charlotte, NC	Aston, PA
NORDBROOK, Tim (74-76), IF, R-R	43,8	07/07/49	Baltimore, MD	Phoenix, MD
NORTHROP, Jim (74-75), OF, L-R	2,28	11/24/39	Breckentide, MI	Died 6/8/11 (71)
OATES, Johnny (70, 72), C, L-R	12	01/21/46	Sylva, NC	Died 12/24/04 (58)
OBANDO, Sherman (93-95), OF, R-R	42	01/23/70	Bocas del Tor, Panama	Orlando, FL
O'CONNOR, Jack (87), LHP	21	06/02/58	29 Palms, CA	Yucca Valley, CA
O'DAY, Darren (12), RHP	56	10/22/82	Jacksonville, FL	Smyrna, GA
O'DELL, Billy (54, '56-59), LHP	24,18,38,4	12/10/33	Whitmirre, SC	Newberry, SC
O'DONOGHUE, John, Jr. (93), LHP	46	05/26/69	Wilmington, DE	Baton Rouge, LA
O'DONOGHUE, John, Sr. (68), LHP	28	10/07/39	Kansas City, MO	Sarasota, FL
ORTEL, Chuck (58), OF, L-R	40	03/12/31	Coffeyville, KS	Died 10/4/00 (69)
OHMAN, Will (10), LHP	13	08/13/77	Frankfurt, Germany	Mesa, AZ
OLIVER, Bob (74), OF-1B, R-R	33	02/28/43	Shreveport, LA	Rio Linda, CA
OLSON, Garrett (07-), LHP	18,57	10/18/83	Fresno, CA	Clovis, CA

FRONT
OFFICE

ORIOLES
REACH

MANAGER &
COACHES

2013
ORIOLES

2012
IN REVIEW

OPPONENTS

MINOR
LEAGUES

RECORDS &
HISTORY

ORIOLE PARK

MEDIA



BALTIMORE ORIOLES

FRONT
OFFICE

ORIOLES
REACH

MANAGER &
COACHES

ORIOLES
2013

IN REVIEW
2012

OPPONENTS

MINOR
LEAGUES

RECORDS &
HISTORY

ORIOLE PARK

MEDIA

OLSON, Gregg (88-93), RHP	30	10/11/66	Scribner, NE	Newport Beach, CA
O'MALLEY, Tom (85-86), 3B, L-R	17	12/25/60	Orange, NJ	Montoursville, PA
OQUIST, Mike (93-95), RHP	46,56	05/30/68	LaJunta CO	Swink, CO
OROSCO, Jesse (93-99), LHP	47	04/21/57	Santa Barbara, CA	Poway, CA
ORSINO, John (63-65), C, R-R	10,56	04/22/38	Tesneck, NJ	Stuart, FL
ORSULAK, Joe (88-92), OF, L-L	6	05/31/62	Glen Ridge, NJ	Sparks, MD
ORTIZ, Russ (06), RHP	30	06/05/74	Encino, CA	Mesa, AZ
OSIK, Keith (04), C, R-R	40	10/22/68	Port Jefferson, NY	Shoreham, NY
QTANZ, Willis (98-99), 3B, R-R	24,52	04/19/73	Vega Baja, Puerto Rico	Las Vegas, NV
PACELLA, John (84), RHP	41	09/15/56	Brooklyn, NY	Powell, OH
PAGAN, Dave (76), RHP	30	09/15/49	Nipawin, Saskatchewan, CAN	Nipawin, Saskatchewan, CAN
PAGLIARULO, Mike (93), 3B, L-R	13	03/15/60	Medford, MA	Winchester, MA
PALICA, Erv (55-56), RHP	16	02/09/28	Lomita, CA	Died 5/29/82 (54)
PALMER, Jim (65-67, 69-84), RHP	22	10/15/45	New York, NY	Brooklandville, MD
PALMEIRO, Rafael (94-98, 04-05), 1B, L-L	25	09/24/64	Havana, Cuba	Colleyville, TX
PAPA, John (61-62), RHP	39	12/05/40	Bridgeport, CT	Shelton, CT
PAPPAS, Milt (57-65), RHP	23,32	05/11/39	Detroit, MI	Beecher, IL
PARDON, Al (85-86), C, S-R	26,14	09/08/62	Oviedo, Spain	Lutz, FL
PARENT, Mark (92-93, 96), C, R-R	6,27,24	09/16/61	Ashland, OR	Palo Cedra, CA
PARIS, Kelly (85-86), IF, S-R	21,30	10/17/57	Encino, CA	Westlake Village, CA
PARONTO, Chad (01), RHP	39	07/28/75	Woodsville, NH	Pittsfield, MA
PARRISH, John (00-07), LHP	36, 53	11/26/77	Lancaster, PA	Lancaster, PA
PARROTT, Mike (77), RHP	32	12/06/54	Oxnard, CA	Lyons, CO
PATTERSON, Corey (06-07, 10), OF, L-R	17,4	08/13/79	Atlanta, GA	Marietta, GA
PATTON, Tom (57), C, R-R	10	09/05/35	Honey Brook, PA	New Holland, PA
PATTON, Troy (10), LHP	40	09/03/85	Spring, TX	Magnolia, TX
PAULINO, Ronny (12), C, R-R	28	04/21/81	Santo Domingo, DR	Santo Domingo, DR
PAYTON, Jay (07-08), OF, R-R	16	11/22/72	Zanesville, OH	Raleigh, NC
PEARCE, Steve, (12), OF, R-R	51, 28	04/13/83	Lakeland, FL	Lakeland, FL
PEARSON, Abbie (59-60), OF, L-L	21	09/12/34	Alhambra, CA	LaQuinta, CA
PENA, Orlando (71, 73), RHP	27	11/17/33	Victoria de las Tunas, Cuba	Miami, FL
PENN, Hayden (05-06), LHP	49	10/13/84	Santee, CA	La Jolla, CA
PENNINGTON, Brad (93-95), LHP	29,47	04/14/69	Salem, IN	Salem, IN
PERAZA, Oswald (88), RHP	23	10/19/62	Puerto Cabello, Venezuela	Carabob, Venezuela
PEREZ, Yorkis (02), LHP	39	09/30/67	Bajos de Haina, DR	Bajos de Haina, DR
PETERSON, Carl Buddy (57), IF, R-R	8	04/23/25	Portland, OR	Died 9/19/06 (81)
PHILLEY, Dave (55-56, 60-61), OF-1B, S-R	4,22	05/16/20	Paris, TX	Died 3/12/92 (91)
PHILLIPS, Zach (11), LHP	58	09/21/86	Sacramento, CA	Galt, CA
PHOEBUS, Tom (66-70), RHP	36	04/07/42	Baltimore, MD	Palm City, FL
PICKERING, Calvin (98-99), 1B, L-L	6	09/29/76	St. Thomas, Virgin Islands	Temple Terrace, FL
PIE, Felix (09), OF, L-L	18	02/08/85	La Romana, Dominican Republic	La Romana, Dominican Republic
PILKARC, Al (57-60), OF, L-L	2	07/03/30	Whiting, IN	Died 9/20/10 (80)
PILLETTE, Duane (54-55), RHP	28	07/04/22	Detroit, MI	Died 5/6/11 (88)
PINELLA, Lou (64), OF, R-R	24	08/28/43	Tampa, FL	Tampa, FL
POLONIA, Luis (96), OF, L-L	29	12/10/64	Santiago City, DR	Santiago City, DR
POMERANZ, Stuart (12), RHP	55	12/17/84	Dallas, TX	Collierville, TN
PONSON, Sidney (98-03, 04-05), RHP	43	11/02/76	Noord, Aruba	FL Lauderdale, FL
POOLE, Jim (91-94), LHP	45	04/28/66	Rochester, NY	Alpharetta, GA
POPE, Dave (55-56), OF, L-R	3	06/17/25	Talladega, AL	Died 8/28/99 (74)
PORTOCARRERO, Arnie (58-60), RHP	17,24	07/05/31	New York, NY	Died 7/21/86 (55)
POWELL, John "Boog" (61-74), 1B, L-R	26,16,30	08/17/41	Lakeland, FL	Grasonville, MD
POWERS, John (60), OF, L-R	20	07/08/29	Birmingham, AL	Birmingham, AL
POWIS, Carl (57), OF, R-R	42	01/11/28	Philadelphia, PA	Died 5/10/99 (70)
PRICE, Joe (90), LHP	23	11/29/56	Inglewood, CA	Hebron, KY
PYBURN, Jim (55-57), OF, R-R	8	11/01/32	Fairfield, AL	Died 5/21/11 (78)
QUINTANILLA, Omar (12), INF, L-R	35	10/24/81	El Paso, TX	El Paso, TX
QUIRK, Art (62), LHP	27,15	04/11/38	Providence, RI	Glastonbury, CT
QUIRK, Jamie (89), C, L-R	15	10/22/54	Whittier, CA	Leawood, KS
RAINES, Tim Jr. (01, 03-04), OF, S-R	63, 16, 38	08/31/79	Memphis, TN	Heathrow, FL
RAINES, Tim Sr. (01), OF, S-R	11,30	09/16/59	Sanford, FL	Heathrow, FL
RAKERS, Aaron (04-06), RHP	47	01/22/77	Highland, IL	Baltimore, MD
RAMIREZ, Allan (83), RHP	42,36	05/01/57	Victoria, TX	Victoria, TX
RAPADA, Clay (11), LHP	57	03/09/81	Portsmouth, VA	Chesapeake, VA
RAPP, Pat (00), RHP	34	07/13/67	Jennings, LA	Sulphur, LA
RAY, Chris (05), RHP	37	01/12/82	Tampa, FL	Ashland, VA
RAYFORD, Floyd (80, 82, 84-87), 3B-C, R-R	9,6	01/27/57	Memphis, TN	Fort Myers, FL
REBOULET, Jeff (97-99), IF, R-R	36	04/30/64	Dayton, OH	Kettering, OH
REDMAN, Mike (07), OF, L-L	13	03/10/77	Tuscaloosa, AL	Memomonee Falls, WI
REED, Keith (05), OF, R-R	28	10/08/78	Yarmouth Port, MA	Yarmouth Port, MA
REED, Steve (05), RHP	39	03/11/65	Los Angeles, CA	Golden CO
REIMOLD, Nolan (09), OF, R-R	14	10/12/83	Greenville, PA	Greenville, PA
REINBACH, Mike (74), OF, L-R	9	08/06/49	San Diego, CA	Died 5/20/89 (39)
RETTENMUND, Merv (68-73), OF, R-R	14	06/06/43	Flint, MI	San Diego, CA
REYES, Al (99-00), RHP	32	04/10/71	San Cristobal, DR	Santo Domingo, DR
REYES, Jo-Jo (11), LHP	45	11/20/84	West Covina, CA	Riverside, CA
REYNOLDS, Bob (72-75), RHP	34	01/21/47	Seattle, WA	Federal Way, WA
REYNOLDS, Harold (93), 2B, S-R	25	11/26/64	Eugene, OR	Corvallis, OR
REYNOLDS, Mark (11), INF, R-R	12	08/03/83	Pikeville, KY	Scottsdale, AZ
RHODES, Arthur (91-99), LHP	53	10/24/69	Waco, TX	Forest Hill, MD
RICE, Del (60), C, R-R	35	10/27/22	Portsmouth, OH	Died 1/26/83 (60)
RICHARD, Chris (00-02), OF, L-L	38	06/07/74	San Diego, CA	Tampa, FL
RICHERT, Pete (67-71), LHP	24	10/29/39	Floral Park, NY	Rancho Mirage, CA
RILEY, Matt (99, 03-04), LHP	25,35,12	08/02/79	Antioch, CA	Oakley, CA
RINEER, Jeff (79), LHP	43	07/03/55	Lancaster, PA	Troy, PA
RIPKEN, Bill (87-92, 96), 2B, R-R	3,7	12/16/64	Havre de Grace, MD	Fallston, MD

RECORDS & HISTORY



RIPKEN, Cal Jr. ('81-'01), SS-3B, R-R	8	08/24/60	Havre de Grace, MD	Reisterstown, MD
RIVERA, Luis (00), RHP	60	06/21/78	Chihuahua, Mexico	Chihuahua, Mexico
RLEAL, Sandy (06)	43	06/21/80	San Pedro de Macoris, DR	San Pedro de Macoris, DR
ROBERTS, Brian (01-), 2B-SS, S-R	1	10/09/77	Durham, NC	Sarasota, FL
ROBERTS, Robin (62-'65), RHP	38	09/30/26	Springfield, IL	Died 5/6/10 (83)
ROBERTS, Willis (01-'03), RHP	37	06/19/75	San Cristobal, DR	San Cristobal, DR
ROBINSON, Brooks (55-'77), 3B, R-R	5,34,21,6	05/18/37	Little Rock, AR	Owings Mills, MD
ROBINSON, Earl (61-'62, '64), OF, R-R	14,34	11/03/36	New Orleans, LA	Piedmont, CA
ROBINSON, Eddie (57), 1B, L-R	17	12/15/20	Paris, TX	Fl Worth, TX
ROBINSON, Frank (66-'71), OF, R-R	20	08/31/35	Beaumont, TX	Bel Air, CA
ROBINSON, Jeff M. (91), RHP	34	12/14/61	Ventura, CA	Coto de Caza, CA
ROBLES, Sergio (72-'73), C, R-R	30,10,51	04/16/46	Magdalena, Mexico	Magdalena, Mexico
RODRIGUEZ, Aurelio (83), 3B, R-R	6	12/28/47	Cananea, MEX	Died 9/23/00 (52)
RODRIGUEZ, Eddy (04, '06), RHP	40	08/08/81	San Pedro de Macoris, DR	San Pedro de Macoris, DR
RODRIGUEZ, Guillermo (09-), C, R-R	78	05/15/78	Barquisimeto, Venezuela	Barquisimeto, Venezuela
RODRIGUEZ, Nerio (96-'98), RHP	39	03/22/73	San Pedro de Macoris, DR	San Pedro de Macoris, DR
RODRIGUEZ, Vic (84), 2B, R-R	2	07/14/61	New York, NY	Carolina, Puerto Rico
ROENICKE, Gary (78-'85), OF, R-R	35	12/05/54	Covina, CA	Rough and Ready, CA
ROGERS, Ed (02, '05-'06), SS, R-R	11,67,77	08/10/81	San Pedro de Macoris, DR	San Pedro de Macoris, DR
ROGOVIN, Saul (55), RHP	27	10/10/23	Brooklyn, NY	Died 1/23/95 (71)
ROMERO, J.C. (12), LHP	48	06/04/76	Rio Piedras, PR	Fairhope, AL
ROSARIO, Melvin (97), CA, S-R	50	05/25/73	Santo Domingo, DR	Miami, FL
ROWDON, Wade (88), 3B, R-R	11	09/07/60	Riverhead, NY	Orlando, FL
ROWE, Ken (64-'65), RHP	17,35	12/31/33	Clarksville, VA	Died 11/22/12 (78)
ROYSTER, Willie (81), C, R-R	59	04/11/54	Shiner, TX	Washington, DC
ROZNOVSKY, Vic (66-'67), C, L-R	23	10/19/38	Rockford, IL	Fresno, CA
RUDOLPH, Ken (77), C, R-R	12	12/29/46	Portsmouth, VA	Mesa, AZ
RUPE, Josh (11-), RHP	59	08/18/82	Bossier City, LA	Virginia Beach, VA
RYAN, B.J. (99-'05), LHP	52	12/28/75	Detroit, MI	Benton, LA
SABO, Chris (94), 3B-OF, R-R	17	01/19/62	Pittsburgh, PA	Sarasota, FL
SACKINSKY, Brian (96), RHP	57	06/22/71	Honolulu, HI	Shrewsbury, MA
SAKATA, Lenn (90-'85), IF, R-R	12	06/08/54	Maracay, Venezuela	Edo Aragua, Venezuela
SALAZAR, Oscar (08-'09), INF, R-R	19	06/27/78	Colon, Panama	Died 9/17/00 (61)
SALMON, Rutliff Chico (69-'72), IF, R-R	30	12/02/38	Canovanas, Puerto Rico	Canovanas, Puerto Rico
SANCHEZ, Orlando (84), C, L-R	41	09/07/56	Bayamon, Puerto Rico	Toa Baja, Puerto Rico
SANTOS, Omar (08), C, R-R	63	04/29/81	San Pedro de Macoris, DR	West Patterson, NJ
SANTOS, Victor (07), RHP	51	10/02/76	Queens, NY	Chandler, AZ
SARFATE, Dennis (08-), RHP	45	04/09/81	Falls Church, VA	Phoenix, AZ
SAUNDERS, Joe (12-), LHP	48	06/16/81	Norwalk, CT	Stamford, CT
SAVERINE, Bob (59, '62-'64), IF-OF, S-R	33,1,2	06/02/41	Anaheim, CA	Scottsdale, AZ
SCARSONE, Steve (92-'93), IF, R-R	27	04/11/66	Mill Valley, CA	Novato, CA
SCHALLOCK, Art (55), LHP	20	04/25/24	Tonawanda, NY	Tampa, FL
SCHERRER, Bill (88), LHP	37	01/20/58	Anchorage, AK	Phoenix, AZ
SCHILLING, Curt (88-'90), RHP	43	11/14/66	Niles, MI	Sarasota, FL
SCHMIDT, Dave (87-'89), RHP	24	04/22/57	Wausau, WI	Died 10/4/11 (90)
SCHMITZ, Johnny (56), LHP	40	11/27/20	Bremerton, WA	Geneseo, IL
SCHNEIDER, Jeff (81), LHP	57	12/06/52	Philadelphia, PA	El Dorado Hills, CA
SCHU, Rick (88-'89), 3B, R-R	25,13	01/26/62	DeLand, FL	DeLeon Springs, FL
SCOTT, Luke (08-), OF, L-R	30	06/25/78	Weimar, West Germany	Died 10/30/11 (64)
SCOTT, Ralph Mickey (72-'73), LHP	16	07/25/47	Greenville, TX	Lubbock, TX
SEGRIST, Kal (55), IF, R-R	8,4	04/14/31	Kansas City, KS	Kansas City, KS
SEGUI, David (90-'93, '01-'04), 1B-OF, S-L	21, 23	07/19/66	Brooklyn, NY	Baldwin, NY
SEVERINSEN, Al (69), RHP	18	11/09/44	Staurton, VA	Lutherville, MD
SHEETS, Larry (84-'89), OF-DH, L-R	18,19	12/06/59	Lexington, KY	Lexington, KY
SHELBY, John (81-'87), OF, S-R	37	02/23/58	Wabash, IN	Wabash, IN
SHEPHERD, Keith (96), RHP	27,45	01/21/68	Memphis, TN	Salt Lake City, UT
SHERILL, George (08-'09), LHP	52	04/19/77	Baltimore, MD	Died 7/18/01 (63)
SHERTRONE, Barry (59-'62), OF, L-R	40	07/06/38	Fairfax, VA	Lititz, PA
SHIELDS, Tommy (92), IF, L-R	1	08/14/64	Bristol, CT	Miami, FL
SHOPAY, Tom (71-'72, '75-'77), OF, L-R	28	02/21/45	Kingston, NY	Sarasota, FL
SHORT, Billy (62, '66), LHP	30,24	11/27/37	Lima, OH	Wake Forest, NC
SHUEY, Paul (07), RHP	23	09/16/70	St. Louis, MO	Naples, FL
SIEBERN, Norm (64-'65), 1B, L-R	4	07/26/33	Santiago, Dominican Republic	Santiago, Dominican Republic
SIMON, Alfredo (08-), RHP	58,55	05/08/81	Washington, DC	San Diego, CA
SIMMONS, Nelson (87), OF, S-R	42	06/27/63	Martinez, CA	Atlanta, GA
SINGLETON, Chris (02), OF, L-L	29	08/15/72	New York, NY	Sparks, MD
SINGLETON, Ken (75-'84), OF, S-R	29	06/10/47	Renton, WA	Tacoma, WA
SISK, Doug (88), RHP	39	09/26/57	Santa Monica, CA	Norco, CA
SKAGGS, Dave (77-'80), C, R-R	8	06/12/51	St. Louis, MO	Timonium, MD
SLEATER, Lou (58), LHP	19	09/08/26	Brooklyn, NY	Orlando, FL
SLOCUMB, Heathcliff (99), RHP	51	06/07/66	Kirkwood, MO	Died 1/3/02 (73)
SMITH, Al (63), OF, R-R	16	02/07/28	Hodge, LA	Fort Worth, TX
SMITH, Billy (77-'79), 2B, S-R	2	07/14/53	Tallahassee, FL	Peachtree City, GA
SMITH, Dwight (94), OF, L-R	24	11/08/63	West Frankfort, IL	Houston, TX
SMITH, Hal (55-'56), C, R-R	22	12/07/30	Jamestown, LA	Caster, LA
SMITH, Lee (94), RHP	47	12/04/57	Chicago, IL	Fairburn, GA
SMITH, Lonnie (93), OF, R-R	39	12/22/55	Pasadena, CA	LaVerne, CA
SMITH, Mark (94-'96), OF, R-R	34,61	05/07/70	San Antonio, TX	San Antonio, TX
SMITH, Texas Mike (89-'90), RHP	41	10/31/63	Chicago, IL	Plainview, TX
SMITH, Nate (62), C, R-R	27	04/26/35	Weymouth, MA	Suwanee, GA
SMITH, Pete (98), RHP	26,56	2/27/66	Mt. Vernon, NY	Pittsburgh, PA
SMITH, Roy (91), RHP	43	09/06/61	Orangeburg, SC	Randallstown, MD
SNELL, Nate (84-'86), RHP	36	09/02/52	Las Vegas, NV	Cape Coral, FL
SNYDER, Brandon (10-), INF, R-R	58	11/23/86	Oak, NE	Nelson, NE
SNYDER, Russ (61-'67), OF, L-R	9	06/22/34		

FRONT
OFFICE

ORIOLES
REACH

MANAGER &
COACHES

2013
ORIOLES

2012
IN REVIEW

OPPONENTS

MINOR
LEAGUES

RECORDS &
HISTORY

ORIOLE PARK

MEDIA



BALTIMORE ORIOLES

FRONT
OFFICE

ORIOLES
REACH

MANAGER &
COACHES

ORIOLES
2013

IN REVIEW
2012

OPPONENTS

MINOR
LEAGUES

RECORDS &
HISTORY

ORIOLE PARK

MEDIA

SOCOLOVICH, Miguel (12), RHP	58	07/24/86	Caracas, VZ	Caracas, VZ
SOSA, Sammy (05), OF, R-R	21	11/12/68	San Pedro de Macoris, DR	Santo Domingo, DR
SPURGEON, Jay (00), RHP	29	07/05/76	West Covina, CA	Coarsgold, CA
STANHOUSE, Don (78-79, '82), RHP	26	02/12/51	DuQuoin, IL	Trophy Club, TX
STANICEK, Pete (87-88), IF-OF, S-R	12, 17	04/18/63	Harvey, IL	Northbrook, IL
STARRETTE, Herm (63-65), RHP	24	11/20/38	Statesville, NC	Statesville, NC
STEFERO, John (83, '86), C, L-R	9, 21	09/22/59	Sumter, SC	Linthicum, MD
STEPHENS, Gene (60-61), OF, L-R	8	01/20/33	Gravette, AR	Oklahoma City, OK
STEPHENS, John (02), RHP	28	11/15/79	Sydney, Australia	Sarasota, FL
STEPHENS, Vern (54-55), 3B, R-R	4	10/23/20	McAlister, NM	Died 11/3/68 (48)
STEPHENSON, Earl (77-78), LHP	52	07/31/47	Benson, NC	Tampa, FL
STEPHENSON, Garrett (96), RHP	52	01/02/72	Takoma Park, MD	Hagerstown, MD
STERN, Adam (07), OF, L-R	40	02/12/80	London, Ontario, Canada	Port Stanley, Ontario, Canada
STEWART, Sammy (78-85), RHP	53	10/28/54	Asheville, NC	Swannanoa, NC
STILLMAN, Royle (75-76), 1B, L-L	15	01/02/51	Santa Monica, CA	Glenwood Springs, CO
STOCK, Wes (59-64), RHP	27, 18	04/10/34	Longview, WA	Allyn, WA
STODDARD, Tim (78-83), RHP	49	01/24/53	East Chicago, IN	Rolling Meadows, IL
STONE, Dean (63), LHP	22	09/01/30	Moline, IL	Silvis, IL
STONE, Jeff (88), OF, L-R	1	12/26/60	Kennett, MO	Lindenwood, NJ
STONE, Steve (79-81), RHP	21, 32	07/14/47	Euclid, OH	Scottsdale, AZ
STROP, Pedro (11), RHP	64, 47	06/13/85	San Cristobal, DR	San Cristobal, DR
STUART, Marlin (54), RHP	26	08/08/18	Paragould, AR	Died 6/9/94 (75)
SUNDIN, Gordon (56), RHP	24, 27	10/10/37	Minneapolis, MN	Estero, FL
SURHOFF, B.J. (96-00, '03-'05), IF-OF, L-R	17	08/04/64	Bronx, NY	Cockeysville, MD
SUTCLIFFE, Rick (92-93), RHP	40	06/21/56	Independence, MO	Lee's Summit, MO
SWAGGERTY, Bill (83-86), RHP	32	12/05/56	Sanford, FL	Middle River, MD
SWANN, Pedro (03), OF, R-R	57	10/27/70	Wilmington, DE	New Castle, DE
TACKETT, Jeff (91-94), C, R-R	41	12/01/65	Fresno, CA	Camarrillo, CA
TARASCO, Tony (96-97), OF, L-R	1, 3, 43	12/09/70	New York, NY	Santa Monica, CA
TASBY, Willie (58-60), OF, R-R	44	01/08/33	Shreveport, LA	Plant City, FL
TATIS, Fernando (06), IF, R-R	21	01/01/75	San Pedro de Macoris, DR	San Pedro de Macoris, DR
TATUM, Craig (10-), C, R-R	15	03/18/83	Hattiesburg, MS	Hattiesburg, MS
TAVAREZ, Jesus (98), OF, S-R	32	03/26/71	Santo Domingo, PR	Santo Domingo, PR
TAYLOR, Dom (90), RHP	46	08/11/58	Abington, PA	Bensalem, PA
TAYLOR, Joe (58-59), OF, L-L	27	03/02/26	Alhambra, CA	Pittsburgh, PA
TEAGARDEN, Taylor (12), CA, R-R	31	12/21/83	Dallas, TX	Dallas, TX
TEJADA, Miguel (04-07/10), SS, R-R	10, 9	05/25/76	Bani, DR	Santo Domingo, DR
TELFORD, Anthony (90-93), RHP	21	03/06/66	San Jose, CA	Odessa, FL
TEMPLE, Johnny (62), 2B, R-R	2	08/08/28	Lexington, NC	Died 1/9/94 (66)
TERRERO, Luis (06), OF, R-R	28	05/18/80	Barahona, DR	Barahona, DR
TETTLTON, Mickey (88-90), C, S-R	14	09/16/60	Oklahoma City, OK	Norman, OK
THOMAS, Valmy (60), C, R-R	41	10/21/28	Sanctur, Puerto Rico	Died 10/16/10 (81)
THOME, Jim (12), DH, L-R	25	08/27/70	Peoria, IL	Chicago, IL
THOMSON, Bobby (60), OF, R-R	35	10/25/23	Glasgow, Scotland	Died 8/16/10 (86)
THRONEBERRY, Marv (61-62), 1B, L-L	8	09/02/33	Collierville, TN	Died 6/23/94 (60)
THURMOND, Mark (88-89), LHP	21	09/12/56	Houston, TX	Katy, TX
TIBBS, Jay (88-90), RHP	53, 50	01/04/62	Birmingham, AL	Trussville, AL
TILLMAN, Chris (09-), RHP	54, 24, 30	01/45/88	Anaheim, CA	Fountain Valley, CA
TIMLIN, Mike (99-00), RHP	40	03/10/66	Midland, TX	Oldsmar, FL
TOLLESON, Steve (12), INF, R-R	6	11/01/83	Spartanburg, SC	Spartanburg, SC
TORRES, Eider (08-), INF, R-R	14	01/16/83	Maracaibo, Venezuela	Maracaibo, Venezuela
TORREZ, Mike (75), RHP	24	08/28/46	Topeka, KS	Naperville, IL
TOWERS, Josh (01-02), RHP	35	02/26/77	Port Hueneque, CA	Owings Mills, MD
TRABER, Jim (84, '86, '88-89), 1B, L-L	28	12/26/61	Columbus, OH	Tulsa, OK
TRACHSEL, Steve (07-08), RHP	41	10/31/70	Oxnard, CA	San Diego, CA
TRIANDOS, Gus (55-62), C, R-R	11	07/30/30	San Francisco, CA	San Jose, CA
TROMBLEY, Mike (00-01), RHP	28	04/14/67	Springfield, MA	Fl. Myers, FL
TROUT, Paul Dizzy (57), RHP	24	06/29/15	Sandcut, IN	Died 2/28/72 (56)
TURLEY, Bob (54), RHP	33	09/19/30	Troy, IL	Marco Island, FL
TURNER, Justin (09-10), INF, R-R	83, 6	11/23/84	Long Beach, CA	Bellflower, CA
TURNER, Shane (31), IF, L-R	28	01/08/63	Los Angeles, CA	Sinking Spring, PA
UEHARA, Koji (09-11), RHP	19	04/03/75	Osaka, Japan	Tokyo, Japan
UNDERWOOD, Tom (84), LHP	42	12/22/53	Kokomo, IN	Died 11/22/10 (56)
VALENTINE, Fred (59, '63, '68), OF, S-R	27	01/19/35	Clarksdale, MS	Washington, DC
VALENZUELA, Fernando (93), LHP	34	11/01/60	Navojoa, Sonora Mexico	Hollywood, CA
VAN GORDER, Dave (87), C, R-R	49, 14	03/27/57	Los Angeles, CA	Glendale, AZ
VAN SLYKE, Andy (95), OF, L-R	18	12/21/60	Utica, NY	Chesterfield, MO
VANDENHURK, Rick (14), RHP	54	05/22/85	Eindhoven, Netherlands	Noord-Brandt, Netherlands
VINEYARD, Dave (64), RHP	20	02/25/41	Clay, WV	Left Hand, WV
VIOLA, Pedro (10-), LHP	47	06/29/83	San Juan de la Maguana, Dom. Rep.	Santo Domingo, Dom. Rep.
VIRGIL, Ozzie (62), 3B, R-R	34	05/17/33	Montercity, Puerto Rico	Glendale, AZ
VOIGT, Jack (92-95), OF, R-R	28	05/17/66	Sarasota, FL	Venice, FL
WATKUS, Eddie (54-55), 1B, L-L	3, 9	09/04/19	Cambridge, MA	Died 9/15/72 (53)
WALKER, Greg (90), 1B, L-R	35	10/06/59	Douglas, GA	Douglas, GA
WALKER, Jamie (07-09), LHP	32	07/01/71	McMinnville, TN	Overland Park, KS
WALKER, Jerry (57-60), RHP	41, 38	02/12/39	Ada, OK	Ada, OK
WALTON, Jerome (97), OF, R-R	1, 37	07/08/65	Coweta County, GA	Riverdale, GA
WARD, Pete (62), OF, L-R	28	07/26/39	Montreal, Quebec, Canada	Lake Oswego, OR
WARWICK, Carl (65), OF, L-L	23	02/27/37	Dallas, TX	Houston, TX
WASDIN, John (01), RHP	45	08/05/72	Ft. Belvoir, VA	Jacksonville, FL
WASHINGTON, Ron (87), IF, R-R	37	04/29/52	New Orleans, LA	New Orleans, LA
WATERS, Chris (08-), LHP	29	08/17/80	Lakeland, FL	Lakeland, FL
WATT, Eddie (66-73), RHP	39	04/04/42	Lamoni, IA	North Bend, NE
WEBSTER, Lenny (97-99), C, R-R	42	02/10/65	Charlotte, NC	Fayetteville, GA
WELCHEL, Don (82-83), RHP	51	02/03/57	Atlanta, TX	Largo Vista, TX

RECORDS & HISTORY



WELLS, David ('96), LHP	36	05/20/63	Torrance, CA	Palm Harbor, FL
WERLEY, George ('56), RHP	15	09/08/38	St. Louis, MO	Ballin, MO
WERTZ, Vic ('54), 1B-OF, L-R	20	02/09/25	York, PA	Died 7/7/83 ('58)
WESTLAKE, Wally ('55), OF, R-R	14	11/18/20	Gridley, CA	Sacramento, CA
WESTON, Michael "Mickey" ('89-'90), RHP	34	03/26/61	Flint, MI	Valparaiso, IN
WHITESIDE, Eli ('05), C, R-R	15,77	10/22/79	New Albany, MS	New Albany, MS
WHITT, Ernie ('91), C, L-R	11,28	06/13/52	Detroit, MI	Clinton, MI
WIDGER, Chris ('06), C, R-R	18	05/21/71	Wilmington, DE	Pennsville, NJ
WIETERS, Matt ('09-), C, S-R	15,32	05/21/86	Goose Creek, SC	Sarasota, FL
WIGGINS, Alan ('85-'87), 2B, S-R	2	02/17/58	Los Angeles, CA	Died 1/6/91 ('32)
WIGGINTON, Ty ('09-'10), INF, R-R	23	10/11/77	San Diego, CA	Mooresville, NC
WIGHT, Bill ('55-'57), LHP	17	04/12/22	Rio Vista, CA	Died 5/17/07 ('85)
WILHELM, Hoyt ('58-'62), RHP	15	07/26/22	Huntersville, NC	Died 8/23/02 ('80)
WILLIAMS, Brian ('97), RHP	55	02/15/69	Fort Lawn, SC	Sugar Land, TX
WILLIAMS, Dallas ('81), OF, L-L	39	02/28/58	Brooklyn, NY	Indianapolis, IN
WILLIAMS, Dick ('56-'57, '58, '61-'62) OF-IF, R-R	23	05/07/28	St. Louis, MO	Died 7/7/11 ('82)
WILLIAMS, Earl ('73-'74), C-1B, R-R	32	07/14/48	Newark, NJ	Died 1/28/13 ('64)
WILLIAMS, Todd ('04-'07), RHP, R-R	53, 30	02/13/71	Syracuse, NY	Land O'Lakes, FL
WILLIAMSON, Mark ('87-'93), RHP	32	02/21/59	Corpus Christi, TX	El Cajon, CA
WILLIAMSON, Scott ('07), RHP	51	02/17/76	Fort Polk, LA	Guilford, IN
WILSON, Jim ('55-'56), RHP	36	02/20/22	San Diego, CA	Died 9/2/86 ('64)
WOLF, Randy ('12), LHP	28	08/22/76	Canoga Park, CA	Los Angeles, CA
WOODLING, Gene ('55, '58-'60), OF, L-R	14	08/16/22	Akron, OH	Died 6/7/01 ('78)
WORTHINGTON, Craig ('88-'91), 3B, R-R	3,25	04/17/65	Los Angeles, CA	Fullerton, CA
WORRELL, Mark ('11-), RHP	52	03/08/83	Palm Beach Gardens, FL	Boynton Beach, FL
WORRELL, Tim ('00), RHP	36	07/05/67	Pasadena, CA	Glendale, AZ
WRIGHT, Jarrett ('07), RHP	27	12/29/75	Anaheim, CA	Newport Beach, CA
YAN, Esteban ('96-'97), RHP	43	06/22/74	Campina Del Seibo, DR	San Pedro De Macoris, DR
YOUNG, Bobby ('54-'55), 2B, L-R	5	01/22/25	Granite, MD	Died 1/28/85 ('60)
YOUNG, Mike ('82-'87), OF, S-R	43	03/20/60	Oakland, CA	Antioch, CA
YOUNG, Waller ('05), 1B, L-R	75	02/18/80	Hattiesburg, MS	Purvis, MS
ZAMBRANO, Victor ('07), RHP	41	08/06/75	Los Teques, Venezuela	Los Teques, Venezuela
ZAJN, Gregg ('95-'96, '09), C, S-R	47, 24, 9	04/14/71	Glendale, CA	Toronto, Canada
ZIELE, Todd ('96), 3B, R-R	14	09/09/65	Van Nuys, CA	East Brunswick, NJ
ZUPO, Frank "Noodles" ('57-'58, '61), C, L-R	42	08/29/39	San Francisco, CA	Died 3/25/05 ('65)
ZUVERINK, George ('55-'59), RHP	35	08/20/24	Holland, MI	Tempe, AZ

ORIOLES MAJOR AWARD WINNERS

Most Valuable Player, AL (BBWAA): Brooks Robinson ('64), Frank Robinson ('66), Boog Powell ('70), Cal Ripken Jr ('83 and '91).

Cy Young Award, AL (BBWAA): Mike Cuellar ('69 tied with Denny McLain), Jim Palmer ('73, '75, '76); Mike Flanagan ('79), Steve Stone ('80).

Manager of the Year (BBWAA): Frank Robinson ('89), Davey Johnson ('97).

Manager of the Year, Major League (TSN): Hank Bauer ('66), Earl Weaver ('77, '79), Frank Robinson ('89), Johnny Oates ('93).

Manager of the Year, AL (AP): Paul Richards ('60), Hank Bauer ('64, '66), Earl Weaver ('73, '77, '79), Frank Robinson ('89).

Manager of the Year, AL (UPI): Earl Weaver ('79), Joe Altobelli ('83), Frank Robinson ('89).

Manager of the Year, AL (TSN): Buck Showalter (2012)

Rookie of the Year, AL (TSN): Ron Hansen ('60), Curt Blefary ('65), Al Bumbry ('73), Cal Ripken Jr ('82), Craig Worthington ('89).

Rookie of the Year, AL (BBWAA): Ron Hansen ('60), Curt Blefary ('65), Al Bumbry ('73), Eddie Murray ('77), Cal Ripken Jr ('82), Gregg Olson ('89).

Rookie Pitcher of the Year, AL (TSN): Wally Bunker ('64), Tom Phoebus ('67), Mike Boddicker ('83), Rodrigo Lopez ('02).

Player of the Year, AL (TSN): Brooks Robinson ('64), Frank Robinson ('66), Cal Ripken Jr ('83 and '91).

Player of the Year, AL (Baseball America): Cal Ripken Jr ('83 & '91).

Pitcher of the Year, AL (TSN): Chuck Estrada ('60), Jim Palmer ('73, '75, '76), Mike Flanagan ('79), Steve Stone ('80).

Player of the Year, Major League (TSN): Frank Robinson ('66), Cal Ripken Jr ('83 and '91).

Executive of the Year, Major League (TSN): Harry Dalton ('70), Hank Peters ('79), Roland Hemond ('89).

Executive of the Year, Major League (UPI): Hank Peters ('79), Roland Hemond ('89).

Roberto Clemente Award (Commissioner's Office): Presented annually to player who best typifies the game of baseball, both on and off the field—Brooks Robinson ('72), Ken Singleton ('82), Cal Ripken Jr ('92), Eric Davis ('97).

Joe Cronin Award (AL Office): Presented annually to an AL player for significant achievement—Jim Palmer ('76), Brooks Robinson ('77), and Cal Ripken Jr ('95).

Bart Giamatti Caring Award (Baseball Alumni Team): For exceptional devotion and contribution to both baseball and the community—Cal Ripken Jr ('90)...It was the first time presented.

Tony Conigliaro Award (Boston Baseball Writers): Presented annually to player who overcomes adversity through spirit, determination and courage—Eric Davis ('97), Jason Johnson ('01).

Most Valuable Player, World Series: Frank Robinson ('66), Brooks Robinson ('70), Rick Dempsey ('83).

Most Valuable Player, ALCS (Leland S. MacPhail Jr Award): Mike Boddicker ('83).

Most Valuable Player, All-Star Game (Commissioner's Office): Now known as Arch Ward Memorial Trophy, Brooks Robinson ('66), Frank Robinson ('71), Roberto Alomar ('98), Cal Ripken ('91, '01), Miguel Tejada ('05).

Jack Dunn Memorial Community Service Award: Elrod Hendricks ('87), Ken Singleton ('88), Brooks Robinson ('89), Jim Palmer ('91), Cal Ripken Jr. ('95), Eric Davis ('97).



BALTIMORE ORIOLES

BALTIMORE ORIOLES RECORDS 1954 THRU 2012

ALL-STAR GAME SELECTEES

Year	Player	Notes
1954	Bob Turley	DNP
1955	Jim Wilson	DNP
1956	George Kell	ST
1957	George Kell	ST
	Billy Loes	
	Gus Triandos	DNP
1958	Billy O'Dell	
	Gus Triandos	ST
1959	Billy O'Dell	2
	Gus Triandos	ST, 1
	Jerry Walker	ST, 2, +
	Hoyt Wilhelm	DNP, 1
	Gene Woodling	2
1960	Chuck Estrada	DNP, 2
	Jim Gentile	DNP, 2
	Ron Hansen	DNP
	Brooks Robinson	
1961	Jack Brandt	DNP, 2
	Jim Gentile	DNP, 2
	Brooks Robinson	ST
	Hoyt Wilhelm	DNP, 2
1962	Jim Gentile	ST
	Milt Pappas	
	Brooks Robinson	
	Hoyt Wilhelm	*
1963	Luis Aparicio	
	Brooks Robinson	
	Steve Barber	*
1964	Luis Aparicio	*
	Brooks Robinson	ST
	Norm Siebern	
1965	Milt Pappas	ST, +
	Brooks Robinson	ST
1966	Steve Barber	DNP
	Andy Etchebarren	DNP
	Brooks Robinson	ST
	Frank Robinson	ST
1967	Andy Etchebarren	DNP
	Brooks Robinson	ST
	Frank Robinson	ST
1968	Davey Johnson	
	Boog Powell	
	Brooks Robinson	ST
1969	Paul Blair	
	Davey Johnson	
	Dave McNally	
	Boog Powell	ST
	Brooks Robinson	
	Frank Robinson	ST
1970	Mike Cuellar	DNP
	Davey Johnson	ST, +
	Dave McNally	DNP
	Jim Palmer	ST, +
	Boog Powell	ST
	Brooks Robinson	
	Frank Robinson	ST
1971	Don Buford	
	Mike Cuellar	
	Jim Palmer	
	Boog Powell	*

Year	Player	Notes
	Brooks Robinson	ST
	Frank Robinson	ST
1972	Pat Dobson	DNP
	Bobby Grich	ST, +
	Dave McNally	
	Jim Palmer	ST, +
	Brooks Robinson	ST
1973	Paul Blair	
	Brooks Robinson	ST
1974	Mike Cuellar	DNP
	Bobby Grich	
	Brooks Robinson	ST
1975	Jim Palmer	DNP
1976	Mark Belanger	
	Bobby Grich	ST
1977	Jim Palmer	ST, +
	Ken Singleton	
1978	Mike Flanagan	DNP
	Eddie Murray	DNP
	Jim Palmer	ST, +
1979	Ken Singleton	
	Don Stanhouse	DNP
1980	Al Bumbry	
	Steve Stone	ST, +
1981	Scott McGregor	DNP
	Eddie Murray	
	Ken Singleton	ST
1982	Eddie Murray	
1983	Tippy Martinez	DNP
	Eddie Murray	
1984	Cal Ripken, Jr.	DNP
	Mike Boddicker	
	Eddie Murray	
	Cal Ripken, Jr.	ST
1985	Eddie Murray	ST
	Cal Ripken, Jr.	ST
1986	Don Aase	
	Eddie Murray	ST
	Cal Ripken, Jr.	ST
1987	Terry Kennedy	ST
	Cal Ripken, Jr.	ST
1988	Cal Ripken, Jr.	ST, +
1989	Mickey Tettleton	
	Cal Ripken, Jr.	ST
1990	Gregg Olson	DNP
	Cal Ripken, Jr.	ST
1991	Cal Ripken, Jr.	ST
1992	Brady Anderson	
	Mike Mussina	
	Cal Ripken, Jr.	ST
1993	Mike Mussina	DNP
	Cal Ripken, Jr.	ST
1994	Mike Mussina	
	Cal Ripken, Jr.	ST
	Lee Smith	
1995	Cal Ripken, Jr.	ST
1996	Brady Anderson	ST, +
	Cal Ripken, Jr.	ST
	Roberto Alomar	

Year	Player	Notes
1997	Roberto Alomar	ST
	Brady Anderson	ST
	Jimmy Key	***
	Mike Mussina	DNP
	Cal Ripken, Jr.	ST
	Randy Myers	
1998	Roberto Alomar	ST
	Rafael Palmeiro	
	Cal Ripken, Jr.	ST
1999	Harold Baines	
	Mike Mussina	
	Cal Ripken, Jr.	ST
	B.J. Surhoff	
2000	Mike Bordick	
	Cal Ripken, Jr.	ST, *
2001	Cal Ripken, Jr.	ST
2002	Tony Batista	
2003	Melvin Mora	
2004	Miguel Tejada	
2005	Melvin Mora	
	Brian Roberts	ST
	B.J. Ryan	
	Miguel Tejada	ST
2006	Miguel Tejada	
2007	Brian Roberts	
2008	George Sherrill	
2009	Adam Jones	
2010	Ty Wigginton	
2011	Matt Wieters	
2012	Matt Wieters	
	Adam Jones	
	Jim Johnson	

Year	Manager	Notes
1961	Paul Richards	**
1967	Hank Bauer	
1970	Earl Weaver	
1971	Earl Weaver	
1972	Earl Weaver	
1974	Earl Weaver	++
1980	Earl Weaver	
1984	Joe Altobelli	

KEY

- 1 Selected for 1st game only
- 2 Selected for 2nd game only
- + Started, but not elected
- ++ Honorary Manager
- * Selected but did not attend due to injury
- ** Replaced Casey Stengel, who left the Yankees after they won 1960 pennant
- *** Selected but did not attend - got married

RECORDS & HISTORY



ALL-STAR NOTES

In 1912, the Orioles sent three players (Jim Johnson, Adam Jones and Matt Wieters) to the All-Star Game in Kansas City • It was the first time since 2005 the Orioles had three or more All-Stars • In 2009, in his first All-Star Game, CF Adam Jones was 0-1 with a sacrifice fly and the game-winning RBI. At 23 years old, he was the third-youngest player with a game-winning RBI in the eighth inning or later of an All-Star Game, behind Ted Williams (1941) and Hank Blalock (2003) each of whom did it at age 22 • Jones was the youngest Oriole to make the AL squad since Mike Mussina (also 23) in 1992 and the youngest O's position player to make the squad since Cal Ripken Jr. (22) in 1983 • LHP George Sherrill, who had spent all or parts of five years in independent baseball, was named to the 2008 All-Star team and pitched 2.1 scoreless innings in the game which was held in the old Yankee Stadium • After having 28 saves at the break, Sherrill made the first pitcher since 1987 to work more than two innings in an All-Star Game **DOUBLE-PLAY DUOS:** In 2005, 2B Brian Roberts and SS Miguel Tejada became the first Orioles teammates to start in the All-Star Game since 2B Roberto Alomar and 3B Cal Ripken each started in 1998. They were the third 2B-SS tandem from the same team to start for the AL since fan balloting returned in 1970, joining New York's Willie Randolph and Bucky Dent in 1981 along with Alomar and Ripken in 1996 **THREE IN A ROW:** Shortstop Miguel Tejada was named to his 3rd straight All-Star team in 2006, becoming the 12th player in club history to make the team in at least 3 straight seasons • He joined Cal Ripken (1983-2001), Brooks Robinson (1960-74), Eddie Murray (1981-86), Boog Powell (1968-71), Frank Robinson (1969-72), Gus Triandos (1957-59), Jim Gentile (1960-62), Davey Johnson (1968-70), Jim Palmer (1970-72), Mike Mussina (1992-94) and Roberto Alomar (1996-98) **CAL'S FINALE:** 3B Cal Ripken, playing in his final All-Star Game, homered on the first pitch he saw in the 3rd inning and went on to win his second All-Star MVP Award in the 2001 All-Star Game at Seattle's Safeco Field • Ripken, the lone Oriole selected to play in the game, led off the inning and turned on the first pitch from Los Angeles' Chan Ho Park to give the American League a 1-0 lead it would not relinquish • It was the 19th time Ripken was either elected or selected to the AL All-Star squad, breaking Brooks Robinson's AL mark; he technically started at shortstop after Texas' Alex Rodriguez "pushed" him to the position and played third base himself in the first inning • Cal also won MVP honors in the 1991 game, homering at Toronto • With the 2001 home run, he became the oldest player to homer in an All-Star Game and the only Oriole to homer twice in All-Star play **ALL-STAR STARTS/APPEARANCES:** With the 2005 selections of 2B Brian Roberts and SS Miguel Tejada, 12 different Orioles have been elected starters since fan voting was reinstituted in 1969 • Cal Ripken was elected to start 18 years, 17 of those by fan vote • He was unable to play because of injury in 2000 • Other Orioles elected to starting berths are Brooks Robinson (4 times); Roberto Alomar (3 times); Boog Powell & Frank Robinson (2 each); and Bobby Grich, Ken Singleton, Eddie Murray, Terry Kennedy, Brady Anderson, Brian Roberts and Miguel Tejada (1 each). **ORIOLES ALL-STAR MVPs:** The Orioles have had five different players who have earned All-Star MVP honors • In 2001, Cal Ripken became only the fourth player and the first American League to win two All-Star Game MVP Awards when he took the honors in Seattle • He joined Willie Mays, Steve Garvey and Gary Carter as the only 2-time winners • Cal also won the MVP Award in 1991 at Toronto's SkyDome, going 2-for-3 with a 3-run homer off former teammate Dennis Martinez and a single off Cy Young-winner Tom Glavine to lead the AL to a 4-2 win • Cal became only the 3rd AL shortstop to hit an All-Star Game homer, joining Lou Boudreau (42) and Dick McAuliffe (65) • In the home run hitting contest the day before the All-Star Game, Cal hit an incredible 12 homers in 22 swings to help the AL to a 20-7 pasting of the NL • Frank Robinson's 4th-inning homer at Detroit in the 1971 game put the AL ahead to stay and earned him MVP honors • It was the AL's first All-Star victory since 1962 and its last until 1983 • Roberto Alomar earned the 1998 All-Star MVP award at Denver's Coors Field with a 3-for-4 performance including a HR and a stolen base in the American League's 13-8 win • Alomar, Ripken and Rafael Palmeiro combined for 6 hits, the most by teammates since seven Reds had 7 hits in 1976 • In 2005, Miguel Tejada won MVP honors with a home run, 2 RBI and a hand in 2 double plays to lead the AL to a 7-5 win at Detroit • Brooks Robinson won the trophy in St. Louis in 1966, going 3-for-4 with a triple at the plate and 8-for-8 fielding • He was the first player from a losing team to be so honored • Billy O'Dell hurled 3 perfect innings to save the AL's 4-3 win in the 1958 All-Star Game at Baltimore's Memorial Stadium and was named the game's "unofficial" MVP • The official All-Star MVP Award was created in 1962 **HOME RUN DERBY:** A last-minute replacement to the 2004 Home Run Derby at Minute Maid Park in Houston, Miguel Tejada set records for home runs in one round (15) and overall (27) to win the contest • He was the second Oriole to win the derby, joining Cal Ripken, who hit 12 homers at Toronto's SkyDome in 1991 • Tejada also took part in the 2006 Home Run Derby in Detroit after declining to participate in the 2005 contest, instead bowing to David Ortiz to represent the Dominican Republic in the revised United States vs. The World format **ORIOLES ALL-STAR HOMERS:** Miguel Tejada's home run in the 2005 game at Detroit was the 7th overall by an Oriole in an All-Star Game • Cal Ripken also hit two home runs in All-Star Games, in 1991 (7/9 at Toronto off Dennis Martinez, two on) and 2001 (7/10 at Seattle off Chan Ho Park, none on) • The others were by Brooks Robinson (7/11/67 at Anaheim off Fergie Jenkins, none on); Frank Robinson (7/13/71 at Detroit off Dock Ellis, one on); Ken Singleton (8/9/81 at Cleveland off Tom Seaver, none on); and Roberto Alomar (7/17/98 at Colorado off Trevor Hoffman, none on). **BALTIMORE AS ALL-STAR HOST:** The Orioles have played host to two All-Star Games • The 25th Midsummer Classic was held at Memorial Stadium in 1958, and the 64th All-Star Game was held at Camden Yards in 1993 • On July 8, 1958, Orioles pitcher Billy O'Dell retired the final 9 batters as the AL posted a 4-3 win before 48,829 fans at Memorial Stadium • The Orioles' Gus Triandos was the starting catcher, and 11 future Hall of Famers saw action in the game • In its 2nd year of existence, Oriole Park at Camden Yards played host to baseball's first-ever All-Star Week, including the AL's 9-3 win on July 13, 1993 • The game drew 48,147 fans • Cal Ripken was the only Oriole to appear in the game, going 0-for-3 • Pitcher Mike Mussina was selected to the team but did not get into the game • FanFest, the baseball theme park that is now a part of All-Star Week, drew 111,883 visitors during the five-day celebration. Perhaps the most lasting memories from All-Star Week '93 came on Monday, July 12, at the annual Gatorade All-Star Workout • Juan Gonzalez crushed a ball off the facing of the upper deck in left field, and Ken Griffey Jr. became the first player to hit the B&O Warehouse during the home run hitting contest.

POSTSEASON NOTES

The Orioles advanced to post season play in 2012 for the first time since 1997 • The Orioles won the Wild Card game over Texas in Arlington before losing to the New York Yankees in the 2012 Division Series, 3-2 • The Orioles reached the playoffs in consecutive seasons in 1996-97, the only time they've made back-to-back post season appearances since 1973-74 • For the 2nd straight year, the Orioles won their Division Series before losing in the American League Championship Series • In 1997 they beat the Seattle Mariners, 3-1, in the Division Series before losing to the Cleveland Indians, 4-2 in the ALCS • In 1996 they topped the Cleveland Indians, 3-1, in the Division Series and fell to the New York Yankees, 4-1, in the ALCS.

DIVISION SERIES: The Orioles have appeared in three Division Series, winning two • They are 8-5 overall (.615) • The O's are 4-2 at home and 4-3 on the road. **ALCS:** The Orioles have appeared in 9 LCS, going 5-4 • They are 21-16 (.568) • The O's are 10-9 at home and 11-6 on the road • Only the New York Yankees (39 wins), Atlanta Braves (27 wins), Oakland A's (23 wins), and St. Louis Cardinals (22 wins) have won more games in League Championship Series play • The O's won the first 10 ALCS games they played (including the first 9 ever played) • They swept the Twins twice (69-70) and the A's (71) in the first 3 ALCS, then won Game 1 against Oakland in '73 before losing the 2nd game that year. **WORLD SERIES:** Baltimore has gone 3-3 in its 6 World Series, but has a .576 pct. in championship games (19-14) • The Birds are 10-7 at home and 9-7 away. **POST SEASON TOTAL:** The O's have gone to the post season in 11 different seasons and are 49-35 (.583) • They are 24-18 at home and 25-17 on the road • Since their inception in 1954, the Orioles have the 2nd best postseason record of any team (behind Miami's .667 winning percentage) • They also have a 2.66 ERA in postseason play, the lowest of any team. **ATTENDANCE:** The Orioles played 30 post season games at Memorial Stadium, drawing a total of 1,422,209 fans (average 47,407) • In their 12 post season games at Oriole Park at Camden Yards (1996, 1997, 2012), the Orioles drew 584,107 fans (average 48,676) • The largest crowd for a post-season game in Baltimore was 54,458 for Game 4 (the final game) vs. the Dodgers in '66 • That also is the largest crowd for any Orioles home game • The largest home LCS crowd was 52,787 for Game 1 vs. the Angels in '79.

FRONT
OFFICE

ORIOLES
REACH

MANAGER &
COACHES

2013
ORIOLES

2012
IN REVIEW

OPPONENTS

MINOR
LEAGUES

RECORDS &
HISTORY

ORIOLE PARK

MEDIA



BALTIMORE ORIOLES

ORIOLES WILD CARD SUMMARY

2012: ORIOLES (1) vs. TEXAS (0)

GAME 1	TEAM	R	H	E
Fri 10/05	BAL	5	8	2
@TEX	TEX	1	9	2
ATT: 46,931				
W: J. Saunders (1-0) L: Y. Darvish (0-1) S: None				
HR: None				

ORIOLES DIVISION SERIES SUMMARY

1996 ALDS: ORIOLES (3) vs. CLEVELAND (1)

GAME 1	TEAM	R	H	E
Tues 10/01	CLE	4	10	0
@BAL	BAL	10	12	1
ATT: 47,644				
W: D. Wells (1-0) L: C. Nagy (0-1) S: None				
HR: Anderson, Ramirez, Surhoff (2), Bonilla				

GAME 2	TEAM	R	H	E
Weds 10/02	CLE	4	8	2
@BAL	BAL	7	9	0
ATT: 48,970				
W: A. Benitez (1-0) L: E. Plunk (0-1)				
S: Myers (1) HR: Anderson, Belle				

GAME 3	TEAM	R	H	E
Fri 10/04	BAL	4	8	2
@CLE	CLE	9	10	0
ATT: 44,250				
W: P. Assenmacher (1-0) L: J. Orosco (0-1)				
S: None HR: Ramirez, Surhoff, Belle				

GAME 4	TEAM	R	H	E
Sat 10/05	BAL	4	14	1
@CLE ^(12 Inn)	CLE	3	7	1
ATT: 44,280				
W: A. Benitez (2-0) L: J. Mesa (0-1) S: Myers (2)				
HR: Palmeiro, Bonilla, R. Alomar				

1997 ALDS: ORIOLES (3) vs. SEATTLE (1)

GAME 1	TEAM	R	H	E
Weds 10/01	BAL	9	13	0
@SEA	SEA	3	7	1
ATT: 59,579				
W: M. Mussina (1-0) L: R. Johnson (0-1) S: None				
HR: Berroa, Hoiles, Buhner, Rodriguez				

GAME 2	TEAM	R	H	E
Thurs 10/02	BAL	9	14	0
@SEA	SEA	3	9	0
ATT: 59,309				
W: S. Erickson (1-0) L: J. Moyer (0-1) S: None				
HR: Baines, Anderson				

GAME 3	TEAM	R	H	E
Sat 10/04	SEA	4	11	0
@BAL	BAL	2	5	0
ATT: 49,137				
W: J. Fassero (1-0) L: J. Key (0-1) S: None				
HR: Buhner, Sorrento				

GAME 4	TEAM	R	H	E
Sun 10/05	SEA	1	2	0
@BAL	BAL	3	7	0
ATT: 48,766				
W: M. Mussina (2-0) L: R. Johnson (0-2)				
S: Myers (1) HR: Martinez, Reboulet, Berroa				

FRONT
OFFICE

ORIOLES
REACH

MANAGER &
COACHES

2013
ORIOLES

2012
IN REVIEW

OPPONENTS

MINOR
LEAGUES

RECORDS &
HISTORY

ORIOLE PARK

MEDIA

RECORDS & HISTORY



2012 ALDS: ORIOLES (2) vs. YANKEES (3)

GAME 1	TEAM	R	H	E
Sun 10/07	NY Yankees	7	10	1
@BAL	BAL Orioles	2	8	1
ATT: 47,841				
W: C. Sabathia (1-0) L: J. Johnson (0-1)				
S: None HR: Martin				

GAME 2	TEAM	R	H	E
Mon 10/08	NY Yankees	2	9	2
@BAL	BAL Orioles	3	7	2
ATT: 48,187				
W: W. Chen (1-0) L: A. Pettitte (0-1)				
S: J. Johnson (1) HR: None				

GAME 3	TEAM	R	H	E
Weds 10/10	BAL Orioles	2	7	0
@NYY (12 Inn)	NY Yankees	3	7	0
ATT: 50,497				
W: D. Robertson (1-0) L: B. Matusz (0-1)				
S: None HR: Flaherty, Machado, Ibanez (2)				

GAME 4	TEAM	R	H	E
Thurs 10/11	BAL Orioles	2	8	1
@NYY (13 Inn)	NY Yankees	1	7	0
ATT: 49,307				
W: P. Strop (1-0) L: D. Phelps (0-1)				
S: J. Johnson (2) HR: McLouth				

GAME 5	TEAM	R	H	E
Fri 10/12	BAL Orioles	1	4	0
@NYY	NY Yankees	3	5	0
ATT: 47,081				
W: C. Sabathia (2-0) L: J. Hammel (0-1) S: None				
HR: Granderson				

ORIOLES CHAMPIONSHIP SERIES SUMMARY

1969 ALCS: ORIOLES (3) vs. MINNESOTA (0)

GAME 1	TEAM	R	H	E
Sat 10/04	MIN	3	4	2
@BAL (12 Inn)	BAL	4	10	1
ATT: 39,324				
W: D. Hall (1-0) L: R. Perranoski (0-1) S: None				
HR: F. Robinson, Belanger, Powell, Oliva				

GAME 2	TEAM	R	H	E
Sun 10/05	MIN	0	3	1
@BAL (11 Inn)	BAL	1	8	0
ATT: 41,704				
W: D. McNally (1-0) L: D. Boswell (0-1) S: None				
HR: None				

GAME 3	TEAM	R	H	E
Mon 10/06	BAL	11	18	0
@MIN	MIN	2	10	2
ATT: 32,735				
W: J. Palmer (1-0) L: R. Miller (0-1) S: None				
HR: Blair				

FRONT
OFFICE

ORIOLES
REACH

MANAGER &
COACHES

2013
ORIOLES

2012
IN REVIEW

OPPONENTS

MINOR
LEAGUES

RECORDS &
HISTORY

ORIOLE PARK

MEDIA



BALTIMORE ORIOLES

1970 ALCS: ORIOLES (3) vs. MINNESOTA (0)

GAME 1

TEAM	R	H	E
Sat 10/03 BAL	10	13	0
@MIN	6	11	2

ATT: 26,847

W: D. Hall (1-0) **L:** J. Perry (0-1) **S:** None
HR: Cuellar (GS), Buford, Powell, Killebrew

GAME 2

TEAM	R	H	E
Sun 10/04 BAL	11	13	0
@MIN	3	6	2

ATT: 27,490

W: D. McNally (1-0) **L:** T. Hall (0-1) **S:** None
HR: F. Robinson, Killebrew, Oliva, D. Johnson

GAME 3

TEAM	R	H	E
Mon 10/05 MIN	1	7	2
@BAL	6	10	0

ATT: 27,608

W: J. Palmer (1-0) **L:** J. Kaat (0-1) **S:** None
HR: D. Johnson

1971 ALCS: ORIOLES (3) vs. OAKLAND (0)

GAME 1

TEAM	R	H	E
Sun 10/03 OAK	3	9	0
@BAL	5	7	1

ATT: 42,621

W: D. McNally (1-0) **L:** V. Blue (0-1) **S:** E. Watt (1)
HR: None

GAME 2

TEAM	R	H	E
Mon 10/04 OAK	1	6	0
@BAL	5	7	0

ATT: 35,003

W: M. Cuellar (1-0) **L:** C. Hunter (0-1) **S:** None
HR: B. Robinson, Hendricks, Powell (2)

GAME 3

TEAM	R	H	E
Tues 10/05 BAL	5	12	0
@OAK	3	7	0

ATT: 33,176

W: J. Palmer (1-0) **L:** D. Segui (0-1) **S:** None
HR: Jackson (2), Bando

1973 ALCS: ORIOLES (2) vs. OAKLAND (3)

GAME 1

TEAM	R	H	E
Sat 10/06 OAK	0	5	1
@BAL	6	12	0

ATT: 41,279

W: J. Palmer (1-0) **L:** V. Blue (0-1) **S:** None
HR: None

GAME 2

TEAM	R	H	E
Sun 10/07 OAK	6	9	0
@BAL	3	8	0

ATT: 48,425

W: C. Hunter (1-0) **L:** D. McNally (0-1)
S: R. Fingers (1) **HR:** Campenaris, Rudi, Bando (2)

GAME 3

TEAM	R	H	E
Tues 10/09 BAL	1	3	0
@OAK (11 Inn)	2	4	3

ATT: 34,367

W: K. Holtzman (1-0) **L:** M. Cuellar (0-1) **S:** None
HR: Williams, Campenaris

GAME 4

TEAM	R	H	E
Weds 10/10 BAL	5	8	0
@OAK	4	7	0

ATT: 27,497

W: G. Jackson (1-0) **L:** R. Fingers (0-1) **S:** None
HR: Etchebarren, Grich

FRONT
OFFICE

ORIOLES
REACH

MANAGER &
COACHES

2013
ORIOLES

2012
IN REVIEW

OPPONENTS

MINOR
LEAGUES

RECORDS &
HISTORY

ORIOLE PARK

MEDIA

RECORDS & HISTORY



GAME 5 TEAM R H E

Thurs 10/11 BAL 0 5 2
@OAK OAK 3 7 0

ATT: 24,265

W: C. Hunter (2-0) **L:** D. Alexander (0-1) **S:** None
HR: None

1974 ALCS: ORIOLES (1) vs. OAKLAND (3)

GAME 1 TEAM R H E

Sat 10/05 BAL 6 10 0
@OAK OAK 3 9 0

ATT: 41,609

W: M. Cuellar (1-0) **L:** C. Hunter (0-1) **S:** None
HR: B. Robinson, Blair, Grich

GAME 2 TEAM R H E

Sun 10/06 BAL 0 5 2
@OAK OAK 5 8 0

ATT: 42,810

W: K. Holtzman (1-0) **L:** D. McNally (0-1)
S: None **HR:** Bando, Fosse

GAME 3 TEAM R H E

Tues 10/08 OAK 1 4 2
@BAL BAL 0 2 1

ATT: 32,060

W: V. Blue (1-0) **L:** J. Palmer (0-1) **S:** None
HR: Bando

GAME 4 TEAM R H E

Weds 10/09 OAK 2 1 0
@OAK BAL 1 5 1

ATT: 28,136

W: C. Hunter (1-1) **L:** M. Hunter (1-1)
S: R. Fingers (1) **HR:** None

1979 ALCS: ORIOLES (3) vs. CALIFORNIA (1)

GAME 1 TEAM R H E

Weds 10/03 BAL 3 7 1
@BAL (10 Inn) OAK 6 6 0

ATT: 52,787

W: D. Stanhouse (1-0) **L:** J. Montague (0-1)
S: None **HR:** Ford, Lowenstein

GAME 2 TEAM R H E

Thurs 10/04 CAL 8 10 1
@BAL BAL 9 11 1

ATT: 52,108

W: M. Flanagan (1-0) **L:** D. Frost (0-1) **S:** None
HR: Ford, Murray

GAME 3 TEAM R H E

Fri 10/05 BAL 3 8 3
@CAL CAL 4 9 0

ATT: 43,199

W: D. Aase (1-0) **L:** D. Stanhouse (1-1) **S:** None
HR: Baylor

GAME 4 TEAM R H E

Sat 10/06 BAL 8 12 1
@CAL CAL 0 6 0

ATT: 43,199

W: S. McGregor (1-0) **L:** C. Knapp (0-1) **S:** None,
HR: Kelly

FRONT
OFFICE

ORIOLES
REACH

MANAGER &
COACHES

2013
ORIOLES

2012
IN REVIEW

OPPONENTS

MINOR
LEAGUES

RECORDS &
HISTORY

ORIOLE PARK

MEDIA



BALTIMORE ORIOLES

1983 ALCS: ORIOLES (3) vs. WHITE SOX (1)

SERIES MVP: MIKE BODDICKER

GAME 1	TEAM	R	H	E
Weds 10/05	CWS	2	7	0
@BAL	BAL	1	5	1
ATT: 51,289				
W: L. Hoyt (1-0) L: S. McGregor (0-1) S: None, HR: None				

GAME 2	TEAM	R	H	E
Thurs 10/06	CWS	0	5	2
@BAL	BAL	4	6	0
ATT: 52,347				
W: M. Boddicker (1-0) L: F. Bannister (0-1) S: None HR: Roenicke				

GAME 3	TEAM	R	H	E
Fri 10/07	BAL	11	8	0
@CWS	CWS	1	6	1
ATT: 46,635				
W: M. Flanagan (1-0) L: R. Dotson (0-1) S: S. Stewart (1) HR: Murray				

GAME 4	TEAM	R	H	E
Sat 10/08	BAL	3	9	0
@CWS (10 Inn)	CWS	0	10	0
ATT: 45,477				
W: T. Martinez (1-0) L: B. Burns (0-1) S: None, HR: Landrum				

1996 ALCS: ORIOLES (1) vs. YANKEES (4)

SERIES MVP: BERNIE WILLIAMS (NYY)

GAME 1	TEAM	R	H	E
Weds 10/09	BAL	4	11	1
@NYY (10 Inn)	NYY	5	11	0
ATT: 56,495				
W: M. Rivera (1-0) L: R. Myers (0-1) S: None HR: Anderson, Palmeiro, Jeter, Williams				

GAME 2	TEAM	R	H	E
Thurs 10/10	BAL	5	10	0
@NYY	NYY	3	11	1
ATT: 58,432				
W: D. Wells (1-0) L: J. Nelson (0-1) S: A. Benitez (1) HR: Palmeiro, Zeile				

GAME 3	TEAM	R	H	E
Fri 10/11	NYY	5	8	0
@BAL	BAL	2	3	2
ATT: 48,635				
W: J. Key (1-0) L: M. Mussina (0-1) S: J. Wetteland (1) HR: Zeile, Fielder				

GAME 4	TEAM	R	H	E
Sat 10/12	NYY	8	9	0
@BAL	BAL	4	11	0
ATT: 48,974				
W: D. Weathers (1-0) L: R. Copping (0-1) S: None HR: Hoiles, O'Neill, Strawberry (2), Williams				

GAME 5	TEAM	R	H	E
Sun 10/13	NYY	6	11	0
@BAL	BAL	4	4	1
ATT: 48,718				
W: A. Pettitte (1-0) L: S. Erickson (0-1) S: None HR: Bonilla, Murray, Zeile, Fielder, Leyritz, Strawberry				

FRONT
OFFICE

ORIOLES
REACH

MANAGER &
COACHES

2013
ORIOLES

2012
IN REVIEW

OPPONENTS

MINOR
LEAGUES

RECORDS &
HISTORY

ORIOLE PARK

MEDIA

RECORDS & HISTORY



1997 ALCS: ORIOLES (2) vs. YANKEES (4) SERIES MVP: MARQUIS GRISSOM (CLE)

GAME 1	TEAM	R	H	E
Weds 10/08	CLE	0	4	1
@BAL (10 Inn)	BAL	3	6	1
ATT: 49,029				
W: S. Erickson (1-0) L: C. Ogea (0-1), S: R. Myers (1) HR: R. Alomar, Anderson				

GAME 2	TEAM	R	H	E
Thurs 10/09	CLE	5	6	3
@BAL	BAL	4	8	1
ATT: 49,131				
W: P. Assenmacher (1-0) L: A. Benitez (0-1) S: J. Mesa (1) HR: Ripken, Grissom, Ramirez				

GAME 3	TEAM	R	H	E
Sat 10/11	BAL	1	8	1
@CLE (12 Inn)	CLE	2	6	0
ATT: 45,047				
W: E. Plunk (1-0) L: R. Myers (0-1) S: None HR: None				

GAME 4	TEAM	R	H	E
Sun 10/12	BAL	7	12	2
@CLE	CLE	8	13	0
ATT: 45,081				
W: J. Mesa (1-0) L: A. Mills (0-1) S: None, HR: Anderson, Baines, Palmeiro, S. Alomar, Ramirez				

GAME 5	TEAM	R	H	E
Mon 10/13	BAL	4	10	0
@CLE	CLE	2	8	1
ATT: 45,068				
W: S. Kamieniecki (1-0) L: C. Ogea (0-2) S: None HR: Davis				

GAME 6	TEAM	R	H	E
Weds 10/15	CLE	1	3	0
@BAL (11 Inn)	BAL	0	10	0
ATT: 49,075				
W: B. Anderson (1-0) L: A. Benitez (0-2), S: J. Mesa (2) HR: Fernandez				

ORIOLES WORLD SERIES SUMMARY

1966 WORLD SERIES: ORIOLES (4) vs. DODGERS (0) SERIES MVP: FRANK ROBINSON

GAME 1	TEAM	R	H	E
Weds 10/05	BAL	5	9	0
@LA	LA	2	3	0
ATT: 55,941				
W: M. Drabowsky (1-0), L: D. Drysdale (0-1), S: None, HR: B. Robinson, F. Robinson, Lefebvre				

GAME 2	TEAM	R	H	E
Thurs 10/06	BAL	6	9	0
@LA	LA	0	4	6
ATT: 55,947				
W: J. Palmer (1-0) L: S. Koufax (0-1) S: None HR: None				

GAME 3	TEAM	R	H	E
Sat 10/08	LA	0	6	0
@BAL	BAL	1	3	0
ATT: 54,445				
W: W. Bunker (1-0) L: C. Osteen (0-1) S: None HR: Blair				

GAME 4	TEAM	R	H	E
Sun 10/09	LA	0	4	0
@BAL	BAL	1	4	0
ATT: 54,458				
W: D. McNally (1-0) L: D. Drysdale (0-2) S: None HR: F. Robinson				

FRONT
OFFICEORIOLES
REACHMANAGER &
COACHES2013
ORIOLES2012
IN REVIEW

OPPONENTS

MINOR
LEAGUESRECORDS &
HISTORY

ORIOLE PARK

MEDIA



BALTIMORE ORIOLES

1969 WORLD SERIES: ORIOLES (1) vs. METS (4) SERIES MVP: DONN CLENDENON (NYM)

GAME 1	TEAM	R	H	E
Sat 10/11	NY	1	6	1
@BAL	BAL	4	6	0
ATT: 50,429				
W: M. Cuellar (1-0) L: T. Seaver (0-1) S: None				
HR: Buford				

GAME 2	TEAM	R	H	E
Sun 10/12	NY	2	6	0
@BAL	BAL	1	2	0
ATT: 50,850				
W: J. Koosman (1-0) L: D. McNally (0-1)				
S: R. Taylor (1) HR: Clendenon				

GAME 3	TEAM	R	H	E
Tues 10/14	BAL	0	4	1
@NY	NY	5	6	0
ATT: 56,335				
W: G. Gentry (1-0) L: J. Palmer (0-1)				
S: N. Ryan (1) HR: Agree, Kranepool				

GAME 4	TEAM	R	H	E
Weds 10/15	BAL	1	6	1
@NY (10 Inn)	NY	2	10	1
ATT: 57,367				
W: T. Seaver (1-1) L: D. Hall (0-1) S: None,				
HR: Clendenon				

GAME 5	TEAM	R	H	E
Thurs 10/16	BAL	3	5	2
@NY	NY	5	7	0
ATT: 57,397				
W: J. Koosman (2-0) L: E. Watt (0-1) S: None				
HR: McNally, Robinson, Clendenon, Weis				

1970 WORLD SERIES: ORIOLES (4) vs. CINCINNATI (1) SERIES MVP: BROOKS ROBINSON

GAME 1	TEAM	R	H	E
Sat 10/10	BAL	4	7	2
@CIN	CIN	3	5	0
ATT: 51,531				
W: J. Palmer (1-0) L: G. Nolan (0-1)				
S: P. Richert (1) HR: Hendricks, Powell, Robinson, May				

GAME 2	TEAM	R	H	E
Sun 10/11	BAL	6	10	2
@CIN	CIN	5	7	0
ATT: 51,531				
W: T. Phoebus (1-0) L: M. Wilcox (0-1)				
S: D. Hall (1) HR: Powell, Bench, Tolan				

GAME 3	TEAM	R	H	E
Tues 10/13	CIN	3	9	0
@BAL	BAL	9	10	1
ATT: 51,773				
W: D. McNally (1-0) L: T. Cloninger (0-1)				
S: None HR: Buford, McNally, Robinson				

GAME 4	TEAM	R	H	E
Weds 10/14	CIN	6	8	3
@BAL	BAL	5	8	0
ATT: 53,007				
W: C. Carroll (1-0) L: E. Watt (0-1) S: None				
HR: Robinson, May, Rose				

GAME 5	TEAM	R	H	E
Thurs 10/15	CIN	3	6	0
@BAL	BAL	9	15	0
ATT: 45,341				
W: M. Cuellar (1-0) L: J. Merritt (0-1) S: None				
HR: Rettenmund, Robinson				

FRONT
OFFICEORIOLES
REACHMANAGER &
COACHES2013
ORIOLES2012
IN REVIEW

OPPONENTS

MINOR
LEAGUESRECORDS &
HISTORY

ORIOLE PARK

MEDIA

RECORDS & HISTORY



1971 WORLD SERIES: ORIOLES (3) vs. PITTSBURGH (4) SERIES MVP: ROBERTO CLEMENTE (PIT)

GAME 1	TEAM	R	H	E
Sat 10/09	PIT	3	3	0
@BAL	BAL	5	10	3
ATT: 53,229				
W: D. McNally (1-0) L: D. Ellis (0-1) S: None				
HR: Buford, Rettenmund, Robinson				

GAME 2	TEAM	R	H	E
Mon 10/11	PIT	3	8	1
@BAL	BAL	11	14	1
ATT: 53,239				
W: J. Palmer (1-0) L: B. Johnson (0-1)				
S: D. Hall (1) HR: Hebner				

GAME 3	TEAM	R	H	E
Tues 10/12	BAL	1	3	3
@PIT	PIT	5	7	0
ATT: 50,403				
W: S. Blass (1-0) L: M. Cuellar (0-1) S: None				
HR: Robinson, Robertson				

GAME 4	TEAM	R	H	E
Weds 10/13	BAL	3	4	1
@PIT	PIT	4	14	0
ATT: 51,378				
W: B. Kison (1-0) L: E. Watt (0-1) S: D. Giusti (1)				
HR: None				

GAME 5	TEAM	R	H	E
Thurs 10/14	BAL	0	2	1
@PIT	PIT	4	9	0
ATT: 51,377				
W: N. Briles (1-0) L: D. McNally (1-1) S: None				
HR: Robertson				

GAME 6	TEAM	R	H	E
Sat 10/16	PIT	2	9	1
@BAL (10 Inn)	BAL	3	8	0
ATT: 44,174				
W: D. McNally (2-1) L: B. Miller (0-1) S: None				
HR: Buford, Clemente				

GAME 7	TEAM	R	H	E
Sun 10/17	PIT	2	6	1
@BAL	BAL	1	4	0
ATT: 47,291				
W: S. Blass (2-0) L: M. Cuellar (0-2) S: None				
HR: Clemente				

FRONT
OFFICE

ORIOLES
REACH

MANAGER &
COACHES

2013
ORIOLES

2012
IN REVIEW

OPPONENTS

MINOR
LEAGUES

RECORDS &
HISTORY

ORIOLE PARK

MEDIA



BALTIMORE ORIOLES

1979 WORLD SERIES: ORIOLES (3) vs. PITTSBURGH (4)
 SERIES MVP: WILLIE STARGELL (PIT)

GAME 1	TEAM	R	H	E
Weds 10/10	PIT	4	11	3
@BAL	BAL	5	6	3
ATT: 53,735				
W: M. Flanagan (1-0) L: B. Kison (0-1) S: None				
HR: DeCinces, Stargell				

GAME 2	TEAM	R	H	E
Thurs 10/11	PIT	3	11	2
@BAL	BAL	2	6	1
ATT: 53,739				
W: D. Robinson (1-0) L: D. Stanhouse (0-1)				
S: K. Tekulve (1) HR: Murray				

GAME 3	TEAM	R	H	E
Fri 10/12	BAL	8	13	0
@PIT	PIT	4	9	2
ATT: 50,848				
W: S. McGregor (1-0) L: C. Candelaria (0-1)				
S: None HR: Ayala				

GAME 4	TEAM	R	H	E
Sat 10/13	BAL	9	12	0
@PIT	PIT	6	17	1
ATT: 50,883				
W: T. Stoddard (1-0) L: K. Tekulve (0-1)				
S: None HR: Stargell				

GAME 5	TEAM	R	H	E
Sun 10/14	BAL	1	6	2
@PIT	PIT	7	13	1
ATT: 50,920				
W: B. Blyleven (1-0) L: M. Flanagan (1-1)				
S: None HR: None				

GAME 6	TEAM	R	H	E
Tues 10/16	PIT	4	10	0
@BAL	BAL	0	7	1
ATT: 53,739				
W: J. Candelaria (1-1) L: J. Palmer (0-1)				
S: K. Tekulve (2) HR: None				

GAME 7	TEAM	R	H	E
Weds 10/17	PIT	4	10	0
@BAL	BAL	1	4	2
ATT: 53,733				
W: G. Jackson (1-0) L: S. McGregor (1-1)				
S: K. Tekulve (3) HR: Dauer, Stargell				

FRONT
OFFICE

ORIOLES
REACH

MANAGER &
COACHES

2013
ORIOLES

2012
IN REVIEW

OPPONENTS

MINOR
LEAGUES

RECORDS &
HISTORY

ORIOLE PARK

MEDIA

RECORDS & HISTORY



1983 WORLD SERIES: ORIOLES (4) vs. PHILLADELPHIA (1) SERIES MVP: RICK DEMPSEY

GAME 1	TEAM	R	H	E
Tues 10/11	PHI	2	5	0
@BAL	BAL	1	5	1
ATT: 52,204				
W: J. Denny (1-0) L: S. McGregor (0-1)				
S: A. Holland (1) HR: Dwyer, Maddox, Morgan				

GAME 2	TEAM	R	H	E
Weds 10/12	PHI	1	3	0
@BAL	BAL	4	9	1
ATT: 52,132				
W: M. Boddicker (1-0) L: C. Hudson (0-1)				
S: None HR: Lowenstein				

GAME 3	TEAM	R	H	E
Fri 10/14	BAL	3	6	1
@PHI	PHI	2	8	2
ATT: 65,792				
W: J. Palmer (1-0) L: S. Carlton (0-1)				
S: T. Martinez (1) HR: Ford, Matthews, Morgan				

GAME 4	TEAM	R	H	E
Sat 10/15	BAL	5	10	1
@PHI	PHI	4	10	0
ATT: 66,947				
W: S. Davis (1-0) L: J. Denny (1-1)				
S: T. Martinez (2) HR: None				

GAME 5	TEAM	R	H	E
Sun 10/16	BAL	5	5	0
@PHI	PIT	0	5	1
ATT: 67,064				
W: S. McGregor (1-1) L: C. Hudson (0-2)				
S: None HR: Dempsey, Murray (2)				

INSIDE THE PARK HOME RUNS

On August 22, 1993, Texas Rangers (and former Orioles) outfielder Butch Davis circled the bases for an inside-the-park home run off Arthur Rhodes at Oriole Park. It was the first ever hit in the new park and first by a visiting player in Baltimore since August 17, 1960 when Washington's Lenny Green hit one off Jack Fisher.

On July 21, 2004, David Newhan hit one off Boston's Pedro Martinez at Fenway Park. It was the first by an Oriole since Phil Bradley accomplished the feat June 8, 1990 at Memorial Stadium against the New York Yankees. (When Bradley circled the bases, it was the Orioles' first inside-the-park home run since Al Bumbry did it against the Chicago White Sox on August 21, 1976 at Comiskey Park.)

The Orioles allowed two inside-the-park home runs in 2003. Detroit's Shane Halter performed the feat May 6 at Camden Yards off Pat Hentgen, who was victimized again September 13 at Toronto by Greg Myers.

On May 22, 2010, at Washington, Adam Jones hit an inside-the-park home run off Craig Stammen as Nyjer Morgan got a glove on the ball keeping it in the park, but thought it went over. Jones circled bases as Morgan reacted in disbelief that he hadn't caught it.

On September 26, 2011, Robert Andino hit the first inside-the-park home run by an Oriole at Camden Yards. Andino's fly ball off Josh Beckett caromed off the glove of Jacoby Ellsbury as he slammed into the centerfield wall.

Orioles pitcher Jeremy Accardo allowed two inside-the-park home runs in 2011 as Boston's Jacoby Ellsbury accomplished the feat September 19 in Boston and Tampa Bay's Evan Longoria tagged Accardo June 12 in Baltimore for just the second inside-the-park by an opponent at Camden Yards.

FRONT
OFFICE

ORIOLES
REACH

MANAGER &
COACHES

2013
ORIOLES

2012
IN REVIEW

OPPONENTS

MINOR
LEAGUES

RECORDS &
HISTORY

ORIOLE PARK

MEDIA



BALTIMORE ORIOLES

BASEBALL IN BALTIMORE

1872 – The Lord Baltimores, the city's first professional team, begin play in the National Association. In their inaugural game on April 18 in Washington, they beat the Olympics, 16-0. In their home opener on April 22, before 3,500 fans at Newington Park (on Pennsylvania Ave. below Baker Street), they beat the New York Mutuals, 14-9. The team folded in its third season as a rival franchise, the Maryland Base Ball Club, turned from amateur to pro and took its place in the league through 1874. By 1875 the National Association itself had folded.

1882 – A newly formed Lord Baltimores team makes its debut in the American Association, a new rival to the National League. A year later, the franchise moves to newly built Oriole Park (on the southwest corner of what is now Greenmount Ave. and 25th Street) and adopts the name "Orioles," the first time that Maryland's state bird would be used as a nickname in association with Baltimore's professional baseball team.

1884 – Two more Baltimore teams are formed. One, also named the Orioles, plays in the new Union Association; by mid-season they transferred to Lancaster, PA, and the league folded after one season. The other, the Monumentals, becomes a charter member of the Eastern Association, which would become today's International League, but the team breaks up after a mere 13 games.

1892 – Baltimore joins the National League. Games are played at Union Park, a 12,000-seat stadium at the northeast corner of Barclay and 25th streets.

1894-96 – With innovative Ned Hanlon as manager, the scrappy Orioles win three straight National League pennants, led by future Hall of Famers John McGraw, Dan Brouthers, Joe Kelley, Willie Keeler and Hughie Jennings.

1899 – With most of their star players having been sold to Brooklyn, the Orioles finish their eighth season before folding. There would be no professional team in Baltimore as the new century dawned.

1901 – A new Baltimore Orioles team joins the upstart American League, with John McGraw as manager and an overflow crowd of 10,371 at Opening Day. The Orioles play two seasons in Baltimore before relocating to New York as the Highlanders – eventually to become the New York Yankees.

1903 – A minor league team using the name Baltimore Orioles joins the Eastern League. They are in existence for nine seasons, playing at American League Park, at York Road and 29th Street. The team wins the league pennant in 1908



under second-year manager Jack Dunn.

1912 – The minor league Orioles join the International League. They would be part of the league for the next 42 seasons until major league baseball returned.

1914 – A second Baltimore team, the Terrapins (named for an edible type of turtle common to the state of Maryland), enters the newly formed Federal League. The league would fold after just two seasons. The team plays at Terrapin Park, built on the west side of Greenmount Ave. between 29th and 30th streets; two years later, Jack Dunn buys the ballpark and renames it Oriole Park.

1914 – Jack Dunn, owner, general manager and manager of the International League Orioles, signs 19-year-old George Herman Ruth out of a Baltimore orphanage. Oriole players kid Dunn about his "babe," and a nickname is born. By July, Babe Ruth was sold to the Boston Red Sox.

1919-1925 – The Orioles, led by Dunn, win a record seven straight International League titles. For five of those years, 1920-24, future Hall of Famer Lefty Grove leads the pitching staff, going 108-36.

1920s-40s – The city fields two teams in the Negro Leagues -- the Elite Giants and the Black Sox. Second baseman James "Junior" Gilliam and Hall of Fame catcher Roy Campanella played two different stints for the Elite Giants on their way to major league careers with the Brooklyn Dodgers' "Boys of Summer."

1944 – After winning the International League title, the Orioles beat Louisville of the American Association to win the Junior World Series. It wasn't easy, however; a fire in the early morning hours of July 4 destroyed Oriole Park, leading the team to use Municipal Stadium, a football facility on 33rd Street. One game of the Junior World Series drew 52,833 paid fans, outdrawing each of World Series games in St. Louis between the Browns and Cardinals and attracting interest from teams in the major leagues and professional football.

1953 – The Orioles, owned by Jack Dunn III, play their final season in the International League. After two votes fail, on September 29, American League owners approve the sale of the financially struggling St. Louis Browns franchise to a Baltimore-based consortium led by attorney Clarence W. Miles and brewery owner Jerold C. Hoffberger.

FRONT
OFFICE

ORIOLES
REACH

MANAGER &
COACHES

2013
ORIOLES

2012
IN REVIEW

OPPONENTS

MINOR
LEAGUES

RECORDS &
HISTORY

ORIOLE PARK

MEDIA

RECORDS & HISTORY



BACK IN THE MAJORS

1954 – Playing in renovated Municipal Stadium – now called Memorial Stadium -- Baltimore returns to the major leagues and the Orioles return to the American League after 52 years. After splitting two games in Detroit to begin the season, the Orioles return to Baltimore by train – arriving, ironically, at Camden Station, just a few yards from the current ballpark – and a lengthy parade through the streets prior to their home opener on April 15. They beat the Chicago White Sox, 3-1, but go on to a 54-100 season.

November 18, 1954 – In a trade that took two weeks to complete, the Orioles and Yankees swap 18 players as new manager/general manager Paul Richards lays the groundwork for the coming years. The Orioles get 11 players, including catcher Gus Triandos, outfielder Gene Woodling and Willie Miranda, first in a long line of outstanding defensive shortstops.

1955 – Brooks Robinson is signed; he makes his major league debut on September 17 but does not establish himself as the regular third baseman

and future Hall of Famer until 1958.

July 8, 1958 – Memorial Stadium hosts its first and only All-Star Game. The Orioles' Billy O'Dell retires the last nine batters to preserve a 4-3 win for the American League.

September 20, 1958 – Knuckleballer Hoyt Wilhelm hurls the first no-hitter in Orioles history, beating the Yankees 1-0 at Memorial Stadium. Two years later, Manager Paul Richards will introduce the "big mitt" designed to help catchers cut down on passed balls and wild pitches from Wilhelm's knuckleball.

May 9, 1961 – Jim Gentile becomes the first player in major league history to hit grand slams in consecutive at bats in a 13-5 win at Minnesota.

September 18, 1963 – Steve Barber becomes the first 20-game winner in club history, beating the Angels, 3-1, in California. He is the first of the Orioles' 20-game winners; they have had 23 more over the last 40 years, more than any other team.

June, 1965 – Jerry Hoffberger, whose family was among the original group of owners of the Orioles when it moved to Baltimore, takes control of the ballclub as majority owner. He will lead the club for 14 years, during which the Orioles go to the postseason six times.

December 9, 1965 – The Orioles make arguably the greatest trade in franchise history, acquiring former All-Star outfielder Frank Robinson from the Cincinnati Reds for Milt Pappas and two players acquired earlier in the week, Jack Baldschun and Dick Simpson. New GM Harry Dalton completes the trade, which was begun a month earlier by his predecessor, Lee MacPhail Jr.

May 8, 1966 – Frank Robinson hits the only fair ball ever to leave Memorial Stadium, a shot over the left field bleachers measured at 465 ft. The Orioles later commemorate the event with a flag at the top of the bleachers where the ball left the park, simply saying "HERE."

September 22, 1966 – 20-year-old Jim Palmer pitches a complete game as the Orioles clinch their first American League pennant with a 6-1 win at Kansas City. Palmer will win 268 games and three Cy Young Awards in a 19-year career with the Orioles on his way to the Hall of Fame.

1966 – "Would You Believe 4 Straight?" The Orioles stun the baseball world by sweeping the favored Los Angeles Dodgers in the World Series. Frank Robinson wins the American League triple crown (.316-49-122). Frank, Brooks Robinson and Boog Powell finish 1-2-3 in the American League MVP voting.

1968 – Longtime minor league manager Earl Weaver is added to the coaching staff at the beginning of the season and, on July 11, is named manager of the Orioles. He goes on to post a 1,480-1,060 record in 17 seasons before being elected to the Hall of Fame.

1969-71 – Pitching, three-run homers, and defense stamp Weaver's Orioles, as they capture three straight American League East titles, a trio of AL pennants, and the 1970 World Series. Brooks Robinson earns the nickname "Hoover" from future teammate Lee May after showing off his defensive skills in the '70 series triumph over the Reds.

1973-74 – The Orioles win back-to-back AL East titles, giving them five division titles in six years. However, they are beaten by Oakland in the AL Championship Series both years.

June 15, 1976 – Hank Peters, in his first year as Orioles general manager, begins to remake the club with a 10-player trade with New York. Future Orioles Hall of Fame members Scott McGregor, Tippy Martinez and Rick Dempsey come from the Yankees; catcher Elrod Hendricks, who later will be traded and return twice more, is among those sent to New York.

September 18, 1977 – Memorial Stadium is filled with 51,798 fans on "Thanks, Brooks Day," celebrating the end of the third baseman's 23-year career, all with the Orioles.

June 22, 1979 – Doug DeCinces' two-out, two-run homer in the bottom of the 9th caps a monumental comeback against Detroit and gives birth to "Orioles Magic."

1979 – The Orioles win the AL pennant for the 5th time and take a 3-1 lead over Pittsburgh in the World Series. But the Pirates' "fam-i-lee" comes back to win the last three games and the World Championship.

FRONT
OFFICE

ORIOLES
REACH

MANAGER &
COACHES

2013
ORIOLES

2012
IN REVIEW

OPPONENTS

MINOR
LEAGUES

RECORDS &
HISTORY

ORIOLE PARK

MEDIA



BALTIMORE ORIOLES

FRONT OFFICE
ORIOLES REACH
MANAGER & COACHES
2013 ORIOLES
2012 IN REVIEW
OPPONENTS
MINOR LEAGUES
RECORDS & HISTORY
ORIOLE PARK
MEDIA

November 1, 1979 – American League owners approve the August sale of the Orioles to Washington attorney Edward Bennett Williams. The purchase ends both local and public ownership of the club.

August 10, 1981 – Cal Ripken Jr. makes his major league debut, scoring the winning run as a 12th-inning pinch-runner vs. Kansas City at Memorial Stadium.

1981 – The Orioles' 59-46 record is the best in the American League, but not good enough for the playoffs. Following a mid-year strike, baseball decides to play the season in two halves and the Orioles finish second to New York and Milwaukee in the two halves.

October 1-3, 1982 – The Orioles, three games behind Milwaukee with 4 games to play heading into a final weekend series with the Brewers, take the first three games at Memorial Stadium to forge a tie for first. But the Brewers spoil the comeback with a 10-2 win in the season finale. Earl Weaver, who two months earlier had announced his retirement at the end of the season, is saluted by 51,462 fans in an emotional celebration and farewell following the game.

1983 – The Orioles lose the first game of the AL Championship Series before coming back to beat the Chicago White Sox three straight games. They lose the World Series opener to the Philadelphia Phillies before coming back to win four straight for their third World Championship. Cal Ripken is named AL MVP (.318-27-102) in a close race over teammate Eddie Murray (.306-33-111).

1988 – The Orioles lose a major league record 21 games to start the season.

May 2, 1988 – Returning home to Memorial Stadium with a 1-23 record, the Orioles play before 50,402 fans on a Monday night. In a dramatic pre-game announcement, Governor William Donald Schaefer announces that Orioles owner Edward Bennett Williams and the Maryland Stadium Authority have agreed on a 15-year lease for a new ballpark to be constructed at Camden Yards for the 1992 season.

December 1988 – Investor Eli S. Jacobs buys the Orioles from the estate of Edward Bennett Williams, who had passed away in August.

1989 – "Why Not?" is the rallying cry of the young Orioles, who improbably lead the AL East into September. They eventually lose at Toronto on the next-to-last day of the season, giving the Blue Jays the division crown.

October 6, 1991 – After 38 years, the Memorial Stadium era ends as the Orioles play their last game on 33rd Street. Cal Ripken Jr. – who would add his second MVP Award to the All-Star Game MVP trophy he won in mid-season – hits into a game-ending double play, but the 7-1 loss to Detroit does not diminish an emotional "Field of Dreams" celebration afterward as more than 100 former Orioles return in uniform to take their old positions one last time before 50,700 fans.

April 6, 1992 – Oriole Park at Camden Yards ushers in a new era of "retro ballparks" and the Orioles beat the Indians, 2-0 on Rick Sutcliffe's complete game. The ballpark, on the western edge of downtown, helps revitalize the neighborhood and earns wide acclaim for its architectural design and fan-friendly features.

July 13, 1993 – Oriole Park hosts the city's second All-Star Game, following a week-long "All-Star Fan Fest," the first of its kind.



August 2, 1993 – Baltimore attorney Peter Angelos leads a group of investors – most of whom are Baltimoreans – in buying the Orioles at auction from Eli S. Jacobs. American League owners approve the sale on October 4.

September 6, 1995 – The Iron Man tops the Iron Horse: Cal Ripken Jr. surpasses a record once thought unbeatable, playing in his 2,131st consecutive game to pass Lou Gehrig's all-time record. Ripken's homer in the game helps beat the Angels, 4-2.

1995 – The Orioles draw 3,098,475 fans in the strike-shortened season to lead the American League in attendance for the first time in their history. They will go on to lead the league in attendance for four straight years.

September 6, 1996 – Future Hall of Famer Eddie Murray, who returned to the club in a mid-season trade with Cleveland, hits his 500th career home run into the right field seats at Camden Yards.

1996 – A major league-record 10 different Orioles hit at least 10 home runs during the season as the Orioles break New York's 35-year-old mark for home runs by a team. The Orioles advance to the playoffs as the "wild card" team, finishing 2nd in the AL East. They beat Cleveland in the AL Division Series before the Yankees – with help from 12-year-old Jeffrey Maier – end the Orioles' postseason hopes in the ALCS.

1997 – The Orioles go wire-to-wire to win the AL East. They beat Seattle in the Division Series before falling in six games to Cleveland in the ALCS.

September 20, 1998 – Cal Ripken Jr. ends his consecutive game streak at 2,632, sitting out the Orioles' final home game of the season at Camden Yards vs. the New York Yankees. Ryan Minor starts in his place at third base.

April 15, 2000 – Cal Ripken Jr. singles at Minnesota's Metrodome off Hector Carrasco for his 3,000th career hit, the first Oriole and 24th player to reach that milestone. He is one of eight players with 3,000 hits and 400 home runs.

October 6, 2001 – Having announced in May his plans to retire at season's end, Cal Ripken plays his last game as an Oriole before 48,807 fans at Camden Yards. His 21-year career will result in a first-ballot election to the Hall of Fame with the 3rd highest vote percentage in history.

July 31, 2006 – The Mid-Atlantic Sports Network, a regional television channel owned primarily by the Orioles, begins 24-hour programming. The network is the rightsholder for both Orioles and Washington Nationals games.

November 12, 2008 – The Orioles unveil their new road uniform with a script "Baltimore" across the chest. The Orioles' road uniform had featured a script "Orioles" across the chest since 1973.

October 5, 2012 – The Orioles and Rangers meet in the first American League Wild Card "play-in" game in Arlington...The Orioles win 5-1 to advance to the ALDS, where they fell in five games to the Yankees.

Compiled from information supplied by Bruce Markusen, senior researcher, National Baseball Hall of Fame; author James H. Bready's book, *The Home Team*; and Orioles Public Relations Department research.

RECORDS & HISTORY



FRONT
OFFICE

ORIOLES
REACH

MANAGER &
COACHES

2013
ORIOLES

2012
IN REVIEW

OPPONENTS

MINOR
LEAGUES

RECORDS &
HISTORY

ORIOLE PARK

MEDIA



NATIONAL BASEBALL HALL OF FAME AND MUSEUM

25 Main Street, Cooperstown, New York 13326
Phone: (607) 547-7200 Fax: (607) 547-2044
Public Relations: (607) 547-0215
e-mail address: info@baseballhalloffame.org
Web site: baseballhalloffame.org

MODERN ORIOLES IN BASEBALL HALL OF FAME

In 2007, Cal Ripken Jr. became the sixth man to be inducted into the Hall of Fame in Cooperstown as an Oriole, joining Eddie Murray, Jim Palmer, Brooks Robinson, Frank Robinson and Earl Weaver. All except Weaver – selected as a manager by the Veterans Committee – were elected in their first year of eligibility. (See 'Orioles Retired Numbers' for biographies and statistics.)

Ripken received 98.53% of the vote total (537 of 545 ballots cast) by eligible members of the Baseball Writers Association of America. His total of 98.53 percent was the third highest in the history of the Hall of Fame, behind only Tom Seaver (98.84% in 1992) and Nolan Ryan (98.79%, 1999). Also elected along with Ripken was former San Diego Padres outfielder Tony Gwynn, with 97.6 percent of the votes. They are the 42nd and 43rd players elected in their first year of eligibility and the 46th and 47th electees to spend their entire career with one team.

In addition to the six men inducted as Orioles, nine other men with Orioles ties have been inducted into the Hall of Fame... Six former Orioles players have been inducted as members of other organizations: Robin Roberts ('76, 87%), George Kell ('83, VCS), Luis Aparicio ('84, 85%), Hoyt Wilhelm ('85, 84%), Reggie Jackson ('93, 94%), Roberto Alomar ('11, 90%).

Whitey Herzog, who played for the Orioles in 1961-62 as an outfielder, was inducted in to the Hall of Fame in 2010. Herzog won a World Championship (1982), three National League pennants and six division championships as a manager. His all-time managerial record was 1,281-1,125. He received 14 of 16 possible votes by the Veterans Committee.

Pat Gillick, who played for the Orioles as a minor leaguer and later served as General Manager of the Orioles from 1995-1998, was elected by the Veterans Committee and was inducted into the Hall of Fame in 2011.

Dick Williams, who had three different tenures as a player with the Orioles in the late '50s and early '60s, was named as a 2008 inductee to the Hall of Fame as a manager. Williams, an outfielder-first baseman as a player, managed 21 years in the majors with 6 different teams, winning two World Championships and four league titles.

Lee MacPhail, who served as General Manager of the Orioles from 1959-1965, was inducted into the Hall of Fame as an executive by the Veterans Committee in 1998. Lee's son, Andy, would serve as the Orioles' President of Baseball Operations from 2007-2011.

In addition to Ripken, Robinsons, Palmer, Murray and Jackson also were elected in their first year of eligibility.

OLD ORIOLES IN BASEBALL HALL OF FAME

Along with the 12 modern-day Orioles electees, 16 others who played and/or managed for the Orioles during the early days of Baltimore's rich baseball heritage also are enshrined at Cooperstown, including six members of the 1890s juggernaut:

Frank (Home Run) Baker (3b)	William Candy Cummings (rhp)	Hughie Jennings (ss)	Joe (Iron Man) McGinnity (rhp)
Charles (Chief) Bender (rhp)	Robert M. (Lefty) Grove (lhp)	Wee Willie Keeler (of)	John McGraw (mgr, 3b)
Roger Bresnahan (c)	Edward (Ned) Hanlon (mgr)	Joe Kelley (of-if)	Wilbert Robinson (mgr, c)
Dan Brrouthers (1b)	Rogers Hornsby (2b)	Rube Marquard (lhp)	George Herman (Babe) Ruth (of)

3 More: There are 3 additional Hall of Famers who have represented the Orioles, though not as players: George Weiss, who immortalized himself as a general manager of the Yankees, served part of his apprenticeship as an International League Orioles GM; Luke Appling, a legendary hitter/shortstop for the White Sox, who coached one year for the Orioles, in 1963; and Burleigh Grimes, the famed spitball pitcher who won 270 games in the majors, who scouted for the Orioles from 1960 through 1971.

Media Members, Too: The Hall of Fame has also honored two members of the media with longtime ties to Baltimore. In 1993, beloved Orioles broadcaster Chuck Thompson received the Ford C. Frick Award, presented by the Hall of Fame to a



BALTIMORE ORIOLES

broadcaster for major contributions to the game of baseball. And in 1998, Sam Lacy, longtime sports editor of the Baltimore Afro-American newspaper, became the first local writer selected for the J.G. Taylor Spink Award, honoring sportswriters "for meritorious contributions to baseball writing." In 2010, former Orioles broadcaster Jon Miller was enshrined as the Ford C. Frick Award winner.

Native Marylanders in the Hall: Ripken, born in Havre de Grace and raised in Aberdeen, MD, is one of eight native Marylanders in the Hall of Fame and one of four who once played for the Orioles...The other former Orioles – all of whom played for the International League O's – were Home Run Baker (Trappe), Lefty Grove (Lonaconing) and Babe Ruth (Baltimore)...The four native Marylanders who never played for the Orioles who are enshrined in Cooperstown: Jimmie Foxx (Sudlersville), Judy Johnson (Snow Hill), Al Kaline (Baltimore) and Vic Willis (Elkton).

NOTABLE ORIOLES ARTIFACTS IN COOPERSTOWN

Among the Oriole items on display in the Hall of Fame's Museum are: the cap worn by Chris Davis when he picked up the win as a pitcher in Boston on May 6, 2012, the spikes worn by Felix Pie during his cycle August 14, 2009 against Los Angeles, the jersey worn by Brian Roberts when he hit his 56th double of the 2009 season, which set a major league record by a switch-hitter, the glove from Mike Bordick's major league-record consecutive errorless games streak in 2002; the jersey worn by Cal Ripken Jr. in his final major league game, Oct. 6, 2001; a jersey worn by Scott Erickson in Cuba, the first major leaguer to pitch on Cuban soil in 40 years on March 28, 1999; a base used by Roberto Alomar in the 1998 All-Star Game, when he was named MVP; the Lineup card from Ripken's 2,130th consecutive game (Sept. 5, 1995) to tie Lou Gehrig's record; the bat used by Eddie Murray to hit 2 home runs in Game 5 of the 1983 World Series; a Frank Robinson jersey; a glove used by Brooks Robinson in the 1970 World Series, when he was named MVP; the unique short-billed batting helmet worn by Brooks; and balls from no-hitters pitched by Hoyt Wilhelm (Sept. 2, 1958) and Jim Palmer (Aug. 13, 1969).

HALL OF FAME GAME

The Orioles made their 6th scheduled appearance in the annual Hall of Fame Game at Cooperstown's Doubleday Field on May 14, 2007. The Orioles are 3-2 in Hall of Fame Games, with one game postponed by rain. The results:

1961	Los Angeles Dodgers 6, Orioles 2
1967	Orioles 3, Cincinnati Reds 0
1983	St. Louis Cardinals 4, Orioles 1

1990	Orioles vs. Montreal Expos, rained out
1998	Orioles 7, Toronto Blue Jays 1
2007	Orioles 13, Toronto Blue Jays 7

THE ORIOLES HALL OF FAME

The Orioles Hall of Fame was conceived in 1977 by the Oriole Advocates at the suggestion of two former presidents, Allen Barrett and Jack Buckley, both of whom have since passed away. The Advocates continue to administer the annual elections under the direction of their Hall of Fame Committee.

Candidates may be elected to the Orioles Hall of Fame through two channels: the regular vote by a panel of some 80 people, comprising sportswriters, broadcasters, Oriole Advocates and Orioles personnel; or by a vote of the veterans committee, a group of 25 senior representatives from the sports media, Oriole Advocates and the Orioles front office.

Procedures for election to the Orioles Hall of Fame are based on those used by the National Baseball Hall of Fame, requiring mention on 75% of ballots cast. All candidates must have served a minimum of three full seasons with the Orioles. To be eligible for regular election, a player, manager or coach must have been active in that capacity within the last 15 years, but ceased serving in the position for which he was nominated for at least one year. For consideration by the veterans committee, formed in 1989, a candidate must have ceased serving in the capacity of consideration for at least 15 years.



In 2012, former Orioles pitcher Mike Mussina and infielder Rich Dauer (Veterans Committee) were inducted into the Orioles Hall of Fame. Mussina spent the first 10 of his 18 major league seasons with the Orioles from 1991-2000, going 147-81 with a 3.53 ERA in 288 starts. He ranks among the club's all-time leaders in wins (3rd), strikeouts (2nd), starts (5th), innings (6th), shutouts (8th) and complete games (10th). Mussina led the Orioles in ERA eight times and in victories and innings pitched six times each in his 10 seasons with the club. The right-hander won at least 10 games in 17 consecutive seasons, an American League record. Only six pitchers in ML history with as many wins as Mussina have a better winning percentage, and he is one of only nine pitchers in major league history to win 100 or more games with two teams. He ranks 19th all-time in major league history in strikeouts, 31st in winning percentage, and 33rd in wins and games started. During his time with the Orioles, Mussina led the American League in win/loss percentage (1992); wins, shutouts and walks per nine innings (all in 1995); starts (1996); and innings pitched (2000). He won seven Gold Gloves, four of them as an Oriole, and finished in the top six of Cy Young Award voting nine times, seven with Baltimore. He was named to five American League All-Star teams, all with the Orioles. Mussina threw three one-hitters for the Orioles and struck out 15 batters in a game three times during

RECORDS & HISTORY



his Baltimore career. In the 1997 post-season, he went 2-0 in four starts with a 1.24 ERA, allowing one run on four hits in 15.0 innings over two ALCS starts. Dauer spent his entire 10-year major league career with the Orioles from 1976-85, batting .257 in 1140 games with the club and ranks among the top 15 players in club history in games played, hits and doubles. Dauer played in two World Series with the Orioles, in 1979 and 1983. Dauer holds two American League single season fielding records for a second baseman, playing 86 consecutive errorless games and 425 straight errorless chances, both of which he set in 1978. He led all AL second basemen in fielding percentage in 1981 and had the fewest errors among qualifying second basemen three times. Dauer's .987 career fielding percentage ranks 12th all-time and was the highest among those who played during his career, 1976-85. Currently third base coach for the Colorado Rockies, Dauer was the Orioles' first round pick (24th overall) in the 1974 First Year Player Draft out of the University of Southern California. He is one of the few players to win both a College World Series and MLB World Series.

ORIOLES HALL OF FAME MEMBERS (51)

Brooks Robinson, 3B (1977)	Ken Singleton, OF (1986)	Bill Hunter, coach (1996) V	Cal Ripken Jr., SS (2003)
Frank Robinson, OF (1977)	Al Bumbry, OF (1987)	Cal Ripken Sr., Coach (1996)	Brady Anderson, OF (2004)
Dave McNally, LHP (1978)	Steve Barber, LHP (1988)	Rick Dempsey, CA (1997)	Doug DeCinces, 3B (2006) V
Boog Powell, 1B (1979)	Jim Gentile, 1B (1989)	Davey Johnson, 2B (1997) V	Chris Hoiles, CA (2006)
Gus Triandos, C (1981)	Stu Miller, RHP (1989) V	Bobby Grich, 2B (1998) V	B.J. Surhoff, OF (2007)
Mike Cuellar, LHP (1982)	Dick Hall, RHP (1989)	Lee May, 1B (1998) V	Gregg Olson, CA (2008)
Luis Aparicio, SS (1982)	Hank Bauer, MGR (1990) V	Eddie Murray, 1B (1999)	Harold Baines, DH (2009)
Mark Belanger, SS (1983)	Scott McGregor, LHP (1990)	Tippy Martinez, LHP (2000)	Ray Miller, Pitching Coach (2010)
Earl Weaver, MGR (1983)	Hal Brown, RHP (1991) V	Eddie Watt, RHP (2000) V	Johnny Oates, Manager (2010) V
Paul Blair, OF (1984)	Gene Woodling, OF (1992) V	Mike Boddicker, RHP (2001)	Mike Bordick, SS (2011)
Paul Richards, MGR (1984)	Don Buford, OF (1993) V	Elrod Hendricks, Coach (2001)	Mike Mussina, RHP (2012)
Milt Pappas, RHP (1985)	Mike Flanagan, LHP (1994)	Dennis Martinez, RHP (2002)	Rich Dauer, INF (2012)
Jim Palmer, LHP (1986)	George Bamberger, Coach (1995)	Hoyt Wilhelm, RHP (2002) V	

V- Veterans Committee Selection

HERB ARMSTRONG AWARD WINNER

In 1995, the Oriole Advocates established the Herb Armstrong Award to honor non-uniformed personnel who have represented the Orioles for at least five years and made a significant contribution to the ballclub, the community or the sport of baseball. The award is named after the beloved former educator, professional baseball player, manager and longtime official for both the Orioles' International League and American League clubs who dedicated nearly 70 years of his life to the people of Baltimore, his adopted hometown. Winners are selected by the Orioles Hall of Fame Veterans Committee and honored during the Orioles Hall of Fame Weekend ceremonies.

In 2012, the Herb Armstrong Award was presented posthumously to longtime scout Walter Youse. Known as the "Babe Ruth of Amateur Baseball," Youse made his mark both as a scout for the Orioles and a coach of numerous amateur teams in the Baltimore area. A former semi-pro centerfielder, Youse joined the Orioles in 1956 as a part-time scout. He was promoted to full-time scout in 1958 and from 1969-74 served as the team's Eastern Regional Scouting Supervisor. Youse's first signee with the Orioles was Cal Ripken, Sr. He also signed Steve Barber, Tom Phoebus, Dave Leonhard, Larry Haney, Barry Shetrone, John Miller, Jesse Jefferson and Johnny Oates for Baltimore. Youse also worked as an area and special assignment scout for the Angels (1975-77) and Brewers (1977-2001), tutoring, among others, Dan Duquette while with Milwaukee. He also signed B.J. Surhoff as the number one overall pick in the 1985 draft for the Brewers. Youse coached the renowned Leone's, Johnny's, Corrigan's, Maryland Orioles teams from 1956-2001. His under-20 teams won 46 consecutive Baltimore City titles and a record 20 All-American Amateur Baseball Association titles and produced more than 45 major league players, including Hall of Famers Al Kaline and Reggie Jackson. Youse passed away April 15, 2002 at the age of 88. The team was renamed Youse's Maryland Orioles in his honor prior to the 2002 season.

HERB ARMSTRONG AWARD WINNERS (18)

Chuck Thompson, broadcaster ('95)	Hank Peters, executive ('01)	Bill O'Donnell, broadcaster ('07)
Jerold Hoffberger, owner ('96)	Rex Barney, announcer ('02)	Phil Itzoe, traveling secretary ('08)
Harry Dalton, executive ('97)	Bob Brown, executive ('03)	Julie Wagner, community relations ('09)
Lee MacPhail, executive ('98)	Ernie Tyler, umpire attendant ('04)	Len Johnston, player development ('10)
Frank Cashen, executive ('99)	Ralph Salvon, trainer ('06)	Richie Bancells, trainer ('11)
Jack Dunn II, executive ('00)	Eddie Weidner, trainer ('06)	Walter Youse, scouting ('12)

WILD BILL HAGY AWARD

On August 20, 2007, the Orioles lost one of their most passionate fans with the passing of William G. "Wild Bill" Hagy. Leading cheers from "The Roar from 34" at Memorial Stadium, "Wild Bill" became a Baltimore institution, contorting his body to spell out "O-R-I-O-L-E-S" from the upper deck – and sometimes coming down to lead the crowd in cheers from atop the dugout.

Upon his passing, the Orioles and the Oriole Advocates announced the creation of an award to honor the team's top fans, to be named The Wild Bill Hagy Award. The award will expand the Orioles Hall of Fame categories to include fans who have demonstrated an exceptional commitment in support of the team in the tradition of Wild Bill, who rooted for the club year in and year out.

Appropriately, Hagy was named the first recipient of the award. He will be remembered on a plaque displayed with the other honorees at the Sports Legends Museum, adjacent to Oriole Park at Camden Yards.



BALTIMORE ORIOLES

MOST VALUABLE ORIOLES

Centerfielder Adam Jones was voted winner of the 2012 Louis M. Hatter Most Valuable Oriole Award. Jones played in every game in 2012 and set new career-highs in games played (158; tied for the ML lead), runs (102; the first Oriole to score 100+ runs since Brian Roberts in 2009 and tied for 4th in the AL), hits (183; 7th in the AL), doubles (39; tied for 8th in the AL), home runs (32, 8th in the AL), stolen bases (15), extra-base hits (74; tied for 4th in the AL), average (.288), OBP (.336), SLG (.510), OPS (.846) and total bases (324; 3rd in the AL) this season. In 2012, Jones became the first player in the last 40 years to hit three game-winning home runs in the 12th inning or later in one season (17th inn., May 6 @BOS; 15th inn., May 16 @KC; and 12th inn., June 9 vs. PHI). He is the first player since Mark McGwire (1988) to homer in the 15th inning or later twice in the same season. Jones had a career-long 20-game hit streak, May 10-29, during which he batted .358.

The MVO Award was initiated when the Orioles returned to the majors in 1954. A decade ago it was renamed in memory of Hatter, the distinguished and lovable "dean" of Baltimore baseball writers who covered the Orioles for The Sun for 27 years. The award winner is selected through a vote of writers and broadcasters who cover the O's on a regular basis. There have been four ties, and no award was given in 1994. Nine players -- Eddie Murray (7), Brooks Robinson (4), Cal Ripken (4), Frank Robinson (3), Ken Singleton (3), Rafael Palmeiro (3), Boog Powell (2), Brian Roberts (2) and Miguel Tejada (2) -- have won the award more than once.

MOST VALUABLE ORIOLES 1954-2012

1954- Chuck Dierling (OF)	1974- Paul Blair (OF)	1992- Mike Devereaux (OF)
1955- Dave Philley (OF)	and Mike Cuellar (LHP)	1993- Chris Hoiles (CA)
1956- Bob Nieman (OF)	1975- Ken Singleton (OF)	1994- No award given
1957- Billy Gardner (2B)	1976- Lee May (1B)	1995- Rafael Palmeiro (1B)
1958- Gus Triandos (CA)	1977- Ken Singleton (OF)	1996- Rafael Palmeiro (1B)
1959- Gene Woodling (OF)	1978- Eddie Murray (1B)	1997- Randy Myers (LHP)
1960- Brooks Robinson (3B)	1979- Ken Singleton (OF)	1998- Rafael Palmeiro (1B)
1961- Jim Gentile (1B)	1980- Al Bumbry (OF)	1999- B.J. Surhoff (OF)
1962- Brooks Robinson (3B)	1981- Eddie Murray (1B)	2000- Delino DeShields (2B/OF)
1963- Stu Miller (RHP)	1982- Eddie Murray (1B)	2001- Jeff Conine (1B/OF)
1964- Brooks Robinson (3B)	1983- Eddie Murray (1B)	2002- Rodrigo Lopez (RHP)
1965- Stu Miller (RHP)	and Cal Ripken Jr. (SS)	2003- Jay Gibbons (OF)
1966- Frank Robinson (OF)	1984- Eddie Murray (1B)	2004- Miguel Tejada (SS)
1967- Frank Robinson (OF)	1985- Eddie Murray (1B)	2005- Brian Roberts (2B)
1968- Dave McNally (LHP)	1986- Don Aase (RHP)	2006- Miguel Tejada (SS)
1969- Boog Powell (1B)	1987- Larry Sheets (OF)	2007- Nick Markakis (RF)
1970- Boog Powell (1B)	1988- Eddie Murray (1B)	2008- Aubrey Huff (DH)
1971- Brooks Robinson (3B)	and Cal Ripken Jr. (SS)	2009- Brian Roberts (2B)
and Frank Robinson (OF)	1989- Gregg Olson (RHP)	2010- Luke Scott (DH)
1972- Jim Palmer (RHP)	1990- Cal Ripken Jr. (SS)	2011- Adam Jones (OF)
1973- Jim Palmer (RHP)	1991- Cal Ripken Jr. (SS)	2012- Adam Jones (OF)

ORIOLES AMERICAN LEAGUE PLAYER OF THE MONTH AWARD WINNERS


(CREATED IN 1974)

WINNER	MONTH	YEAR	WINNER	MONTH	YEAR
Jim Palmer	August	1975	Cal Ripken Jr.	September	1991
Reggie Jackson	July	1976	Chris Hoiles	September	1993
Doug DeCinces	July	1978	Rafael Palmeiro	June	1998
Eddie Murray	September	1980	Albert Belle	September	1999
Ken Singleton	April	1981	Albert Belle	June	2000
Eddie Murray	September	1981	Melvin Mora	May	2004
Eddie Murray	April	1982	Brian Roberts	April	2005
Cal Ripken Jr.	September	1983	Melvin Mora	August	2008
Eddie Murray	May	1984			

ORIOLES HOME RUN AND RBI RECORDS BY POSITION

POS	PLAYER	HOME RUNS	YEAR	POS	PLAYER	RBI	YEAR
1B	Jim Gentile	45* (46)	1961	1B	Rafael Palmeiro	142	1996
2B	Roberto Alomar	20* (22)	1969	2B	Roberto Alomar	84* (94)	1996
3B	Tony Batista	30* (31)	2002	3B	Brooks Robinson	118	1964
SS	Cal Ripken	34	1991	SS	Miguel Tejada	150	2004
	Miguel Tejada	34	2004	LF	B.J. Surhoff	100* (107)	1999
LF	Boog Powell	39	1964	CF	Brady Anderson	109* (110)	1996
CF	Brady Anderson	50	1996	RF	Frank Robinson	117* (122)	1966
RF	Frank Robinson	47* (49)	1966	C	Ramon Hernandez	87* (91)	2006
C	Gus Triandos	30	1958	P	Jack Harshman	14	1958
P	Jack Harshman	6	1958	DH	Tommy Davis	83* (84)	1974
DH	Lee May	25	1978		Ken Singleton	83* (84)	1983

*HR + RBI at that position only. Total HR/RBI for season are in parenthesis.



ORIOLES RETIRED NUMBERS EARL WEAVER—4

Inducted into the Baseball Hall of Fame at Cooperstown in August 1996, Earl currently ranks 20th in victories and his .583 winning percentage (1,480-1,060) over 17 seasons—all in Baltimore—ranks 8th on the all-time list of those who managed 10 or more seasons in the majors.

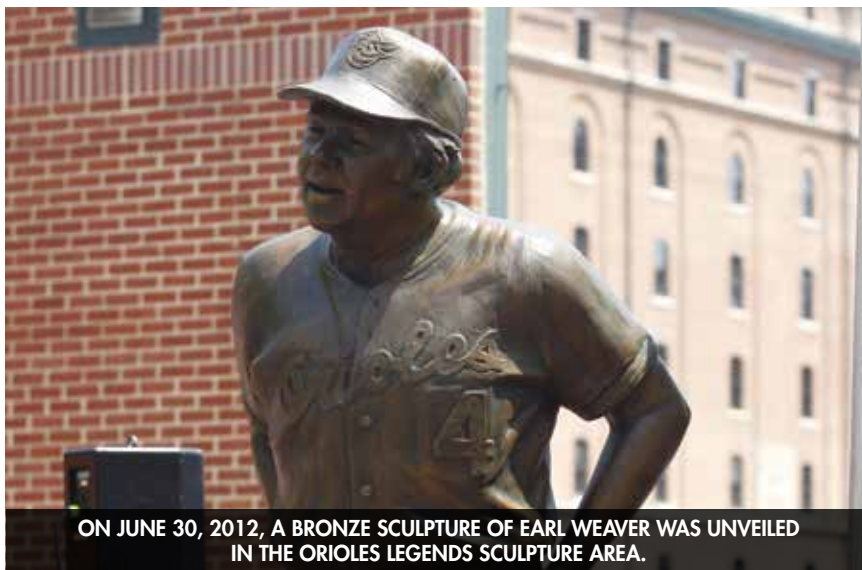
Earl was a minor league 2nd baseman for 13 years, mostly in his hometown St. Louis Cardinals organization. He began his managing career in the minors in 1956 and joined the Orioles organization a year later. He came up to the Orioles as first base coach in 1968 and was named manager on July 11 of that year. From 1969 through 1982, he won 6 AL East titles, 4 AL pennants and one World Series, beating the Cincinnati Reds in 1970. Earl's Orioles won 100 games or more 5 times, and he earned Manager of the Year honors 3 times.

He retired following the 1982 season, which ended one game shy of another AL East title when the Orioles lost to the Milwaukee Brewers on the final day of the season. He came back to manage in mid-1985 for 1 1/2 years before retiring for good. The only time in his 17 seasons as manager that he posted a losing record was his last, in 1986.

Earl passed away January 19, 2013, at age 82. His wife, Marianna, lives in Pembroke Pines, FL. Earl had a son and two daughters from a previous marriage.

MANAGERIAL RECORD	W	L	PCT
Minor Lg. Totals (14 yrs)	769	641	.545
ML Totals (17 yrs)	1480	1060	.583

PLAYING RECORD	AVG	G	AB	R	H	2B	3B	HR	RBI
Totals (14 yrs)	.267	1427	4922	834	1316	226	21	38	590



ON JUNE 30, 2012, A BRONZE SCULPTURE OF EARL WEAVER WAS UNVEILED IN THE ORIOLES LEGENDS SCULPTURE AREA.



BALTIMORE ORIOLES

FRONT OFFICE
ORIOLES REACH
MANAGER & COACHES
2013 ORIOLES
IN REVIEW
2012
OPPONENTS
MINOR LEAGUES
RECORDS & HISTORY
ORIOLE PARK
MEDIA



ORIOLES RETIRED NUMBERS BROOKS ROBINSON—5

"Mr. Oriole" spent 23 seasons with the Orioles and started 20 consecutive opening day games. He won the AL Most Valuable Player Award in 1964 and holds the record for most Gold Gloves by a non-pitcher with 16. His election to baseball's Hall of Fame (in his first year of eligibility in 1983) was cemented with his performance against the Cincinnati Reds in the 1970 World Series, when he was named MVP and earned the nickname "Hoover" (as in vacuum cleaners) for his play in the field.

Brooks played in 18 All-Star games. He trails only Cal Ripken among the Orioles' all-time leaders in games, at-bats, hits, doubles, RBI, runs, total bases and extra-base hits. In addition to his AL MVP Award in '64 and his World Series MVP Award in '70, he was the All-Star Game MVP in 1966 and was voted the Most Valuable Oriole in '60, '62, '64 and co-winner in '71 with Frank Robinson. He also earned the Commissioner's Trophy (now the Roberto Clemente Award) for exemplifying the game of baseball in 1972 and the Joe Cronin Award for significant achievement by an AL player in 1977.

Brooks holds 10 major league fielding records and 3 American League records for third basemen, including highest lifetime fielding percentage (.971). He is 12th on the all-time list of games played, 4th in the AL and 5th in games played with one franchise.

A native of Little Rock, AR, Brooks and his wife, Connie, have four children. They split their time living in the northern Baltimore suburbs and in Southern California.

PLAYING RECORD	AVG	G	AB	R	H	2B	3B	HR	RBI	BB	SO	SB
ML Totals (24 yrs)	.267	2896	10654	1232	2848	482	68	268	1357	860	990	28
ALCS	AVG	G	AB	R	H	2B	3B	HR	RBI	BB	SO	SB
'69-'71, '73-'74 Totals	.348	18	69	8	24	6	0	2	8	2	3	0
WORLD SERIES	AVG	G	AB	R	H	2B	3B	HR	RBI	BB	SO	SB
'66, '69-'71 Totals	.263	21	76	9	20	2	0	3	14	4	6	0
ALL-STAR	AVG	G	AB	R	H	2B	3B	HR	RBI	BB	SO	SB
'60-'74 Totals	.289	18	45	5	13	0	3	1	5	1	4	0



ON SEPTEMBER 29, 2012, A BRONZE SCULPTURE OF BROOKS ROBINSON WAS UNVEILED IN THE ORIOLES LEGENDS SCULPTURE AREA.

RECORDS & HISTORY



ORIOLES RETIRED NUMBERS CAL RIPKEN JR. — 8

Baseball's all-time Iron Man, Cal spent his entire 21-year career with the Orioles and was inducted into Baseball's Hall of Fame in 2007 in his first year of eligibility. He is one of only eight players in history with both 400 HR and 3,000 hits, along with Hank Aaron, Willie Mays, Eddie Murray, Stan Musial, Rafael Palmeiro, Dave Winfield & Carl Yastrzemski. In 2001, his final season, he was elected to his 19th All-Star berth, breaking the AL record for most times as an All-Star – a record previously held by Brooks Robinson. He earned two All-Star Game MVP Awards (1991 and 2001), two MVP Awards (1981 and 1983) and AL Rookie of the Year (1982) honors, two Gold Gloves and eight Silver Slugger awards, all at shortstop. And he still owns five Major League or American League fielding records for shortstops. Cal was named Most Valuable Oriole four times, twice sharing the award with Eddie Murray.

Ripken will be most remembered for topping the said-to-be-unbreakable record for consecutive games played set by Lou Gehrig, passing Gehrig's mark of 2,130 games on September 6, 1995. Cal went on to play in 2,632 consecutive games before sitting on September 20, 1998.

Following the 1999 season, he was named as one of two shortstops (with Ernie Banks) on Major League Baseball's All-Century Team, selected by fans and an expert panel. Extremely active in community endeavors, he won the Roberto Clemente Award and the initial Bart Giamatti Caring Award among many other honors.

Cal and his wife, Kelly, live in Reisterstown, MD. They have a daughter, Rachel, and a son, Ryan. Ryan plays baseball at the University of South Carolina. Cal is active in youth baseball projects and is co-owner of the Aberdeen IronBirds, an Orioles minor league affiliate, in addition to raising funds for the Cal Ripken Sr. Foundation to benefit youth programs.

PLAYING RECORD	AVG	G	AB	R	H	2B	3B	HR	RBI	SH	SF	HBP	BB	IBB	SO	SB	CS	GDP	SLG	OBP
Minor Lg. Totals (4 yrs)	.280	446	1652	249	463	94	12	56	239	7	15	8	201	6	289	10	8	-	.453	.358
ML Totals (21 yrs)	.276	3001	11551	1647	3184	603	44	431	1695	10	127	66	1129	107	1305	36	39	350	.447	.340
ALDS	AVG	G	AB	R	H	2B	3B	HR	RBI	SH	SF	HBP	BB	IBB	SO	SB	CS	GDP	SLG	OBP
'96-'97 Totals	.441	8	34	3	15	5	0	3	0	0	0	1	2	0	3	0	0	0	.588	.486
ALCS	AVG	G	AB	R	H	2B	3B	HR	RBI	SH	SF	HBP	BB	IBB	SO	SB	CS	GDP	SLG	OBP
'83, '96-'97 Totals	.328	15	58	9	19	5	0	1	4	0	0	1	7	0	13	0	1	0	.466	.409
WORLD SERIES	AVG	G	AB	R	H	2B	3B	HR	RBI	SH	SF	HBP	BB	IBB	SO	SB	CS	GDP	SLG	OBP
'83 Totals	.167	5	18	2	3	0	0	0	1	0	0	0	3	0	4	0	0	0	.167	.286
ALL-STAR	AVG	G	AB	R	H	2B	3B	HR	RBI	SH	SF	HBP	BB	IBB	SO	SB	CS	GDP	SLG	OBP
'83-'01 Totals	.265	18	49	4	13	3	0	2	8	0	0	1	2	0	5	0	1	0	.499	.308



ON SEPTEMBER 6, 2012, A BRONZE SCULPTURE OF CAL RIPKEN JR. WAS UNVEILED IN THE ORIOLES LEGENDS SCULPTURE AREA.



BALTIMORE ORIOLES

ORIOLES RETIRED NUMBERS FRANK ROBINSON—20



Frank's achievements during his 21 seasons as a player rank him among the top players of all-time in 10 categories. He hit 586 home runs, 6th on the all-time list. He spent 19 seasons with the Orioles as a player, coach ('79-'80 and '85-'87), manager ('88-'91) and assistant general manager ('91-'95).

The trade that brought Frank from Cincinnati to Baltimore turned the Orioles from contenders to World Champions in 1966. He won the Triple Crown (.316 average, 49 homers, 122 RBI) and was both the AL and World Series MVP in his first season with the Orioles. In all, the Orioles went to the World Series 4 times in his 6 seasons as a player with them. When he was traded to the Dodgers after the '71 season, he became the first to have his number retired by the Orioles.

Frank was NL Rookie of the Year with the Reds in 1956 and is the only player to win MVP honors in both leagues ('61 NL, '66 AL). He played in 11 All-Star games and was MVP of the 1971 classic. While still an active player, he became the first black manager in major league history with the Cleveland Indians in 1975. In addition to the Indians ('75-'77), he managed the San Francisco Giants ('81-'84), the Orioles ('88-'89) and the Montreal Expos—Washington Nationals ('02-'06).

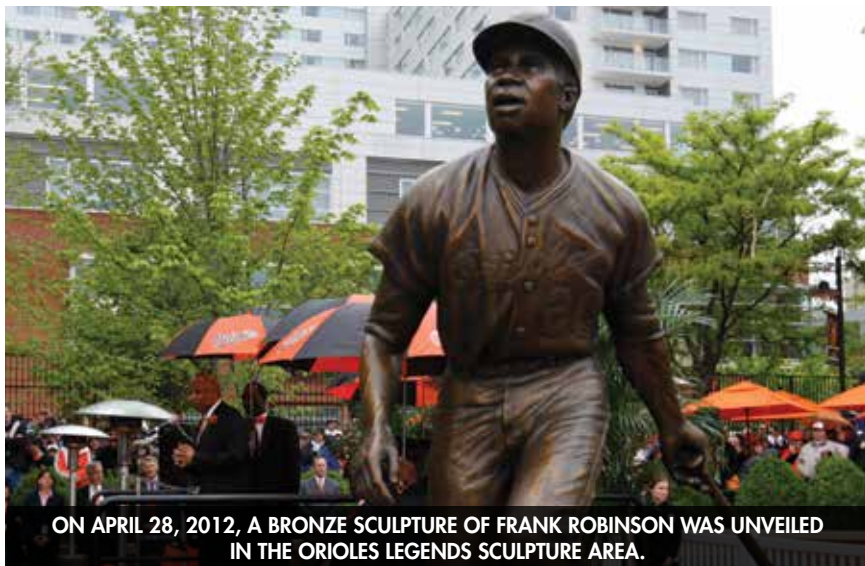
Frank was elected to baseball's Hall of Fame the first year he was eligible in 1982. He lives with his wife, Barbara, in Bel Air, CA. They have two children.

PLAYING RECORD	AVG	G	AB	R	H	2B	3B	HR	RBI	BB	SO	SB
AL Totals (11 yrs)	.286	1203	4137	745	1184	204	21	243	744	667	667	41
NL Totals (11 yrs)	.300	1605	5869	1084	1759	324	51	343	1068	753	865	163
ML Totals (21 yrs)	.294	2808	10006	1829	2943	528	72	586	1812	1420	1532	204

ALCS	AVG	G	AB	R	H	2B	3B	HR	RBI	BB	SO	SB
'69-'71 Totals	.206	9	34	6	7	3	0	2	5	9	9	0

WORLD SERIES	AVG	G	AB	R	H	2B	3B	HR	RBI	BB	SO	SB
'61, '66, '69-'71 Totals	.250	26	92	19	23	2	1	8	14	12	23	0

ALL-STAR	AVG	G	AB	R	H	2B	3B	HR	RBI	BB	SO	SB
'56-'74 Totals	.250	11	24	2	6	0	0	2	3	0	7	1



ON APRIL 28, 2012, A BRONZE SCULPTURE OF FRANK ROBINSON WAS UNVEILED IN THE ORIOLES LEGENDS SCULPTURE AREA.

RECORDS & HISTORY



ORIOLES RETIRED NUMBERS JIM PALMER—22

The greatest pitcher in Orioles history, Jim won 268 games in a 19-year career, all of it with Baltimore. He won three Cy Young Awards in a 4-year span ('73, '75, '76) and his 2.86 ERA is 4th on the all-time list among pitchers with 3,000 or more innings pitched.

Jim won 20 games in a season eight times, one of only six who pitched exclusively in the 20th century to accomplish the feat. He put that string together in a 9-year stretch, 1970-78, during which he went 176-97 with a 2.54 ERA.

In 1966, at age 20, he became the youngest pitcher ever to throw a World Series shutout, and in 1983 he became the only hurler to have won a World Series game in each of three decades. He was the winning pitcher in the Orioles' first four pennant-clinching games and was 8-3 in 17 post-season appearances. He was a six-time All-Star and was the AL's starting pitcher four times.

Jim was elected to baseball's Hall of Fame on the first ballot in January 1990. He is in his 15th season as an analyst on Orioles televised games, and has also worked for ABC-TV and ESPN. On January 12, 2012, Palmer was awarded the Player Lifetime Achievement Award by the Professional Baseball Scouts Foundation.

Jim lives in Baltimore and Palm Beach, FL. He has two daughters, Jamie Michelle and Kelly Christina.

PLAYING RECORD	W	L	ERA	G	GS	CG	SHO	SV	IP	H	R	ER	BB	SO
ML Totals (21 yrs)	268	152	2.86	558	521	211	53	3	3948.0	3349	1395	1253	1311	2212

ALCS	W	L	ERA	G	GS	CG	SHO	SV	IP	H	R	ER	BB	SO
'69-'71, '73-'74, '79 Totals	4	1	1.96	8	7	5	1	0	59.2	46	13	13	19	46

*Note: '83 Did Not Pitch (Appeared in one game as pinch runner)

WORLD SERIES	W	L	ERA	G	GS	CG	SHO	SV	IP	H	R	ER	BB	SO
'66, '69-'71, '79, '83 Totals	4	2	3.20	9	8	1	1	0	64.2	55	23	23	31	44

ALL-STAR	W	L	ERA	G	GS	CG	SHO	SV	IP	H	R	ER	BB	SO
'70-'78 Totals	0	1	5.68	5	4	0	0	0	12.2	11	8	8	7	14



ON JULY 14, 2012, A BRONZE SCULPTURE OF JIM PALMER WAS UNVEILED IN THE ORIOLES LEGENDS SCULPTURE AREA.

FRONT
OFFICE

ORIOLES
REACH

MANAGER &
COACHES

2013
ORIOLES

2012
IN REVIEW

OPPONENTS

MINOR
LEAGUES

RECORDS &
HISTORY

ORIOLE PARK

MEDIA



BALTIMORE ORIOLES



ORIOLES RETIRED NUMBERS EDDIE MURRAY — 33

Eddie played 12 1/2 of his 21 seasons with the Orioles and was elected to Baseball's Hall of Fame in his first year of eligibility in 2003. He spent his first 12 years with the Orioles and rejoined the team in 1996, becoming the 15th player to reach the 500-home run plateau. Eddie, Hank Aaron, Willie Mays, and Rafael Palmeiro are the only players with 500 homers and 3,000 hits.

A model of consistency, he drove in at least 75 runs in each of his first 20 major league seasons, a feat unmatched. He has more RBI than any switch-hitter in history and ranks 8th all-time in RBI. Eddie was named to 8 All-Star teams, 7 as an Oriole, and batted .300 or better 7 times, including 5 times as an Oriole. He won the Orioles' "triple crown" 5 times, leading the club in average, homers and RBI. He played at least 150 games in 16 seasons, tied with Cal Ripken for second most in history behind Pete Rose.

Eddie broke in as the AL Rookie of the Year in 1977. He was named Most Valuable Oriole 7 times (twice sharing the award with Cal). A 3-time Gold Glove winner, he holds the major league record for games played and career assists by a first baseman.

Like Frank Robinson before him, Eddie's Oriole number was retired when he was traded to the Los Angeles Dodgers. He also played for the Mets, Indians and Angels, and was an Orioles coach for four seasons, 1998-2001. He also served as hitting coach for the Cleveland Indians and Los Angeles Dodgers. Eddie has two daughters, Jordan and Jessica, and lives in his hometown of Los Angeles.

PLAYING RECORD	AVG	G	AB	R	H	2B	3B	HR	RBI	BB	SO	SB
Minor Lg. Totals (5 yrs)	.283	442	1592	251	451	72	16	66	262	211	282	31
BALTIMORE Totals (13 yrs)	.294	1884	7075	994	2080	363	25	343	1224	884	969	62
AL Totals (17 yrs)	.290	2239	8440	1165	2454	421	27	396	1442	1001	1156	79
NL Totals (6 yrs)	.277	787	2896	462	801	139	8	108	475	332	360	31
ML Totals (27 yrs)	.287	3026	11336	1627	3255	560	35	504	1917	1333	1516	110
ALDS	AVG	G	AB	R	H	2B	3B	HR	RBI	BB	SO	SB
'95-'96 Totals	.393	7	28	4	11	1	1	1	4	5	5	1
ALCS	AVG	G	AB	R	H	2B	3B	HR	RBI	BB	SO	SB
'79, '83, '95, '96 Totals	.288	19	66	11	19	1	0	4	13	12	10	1
WORLD SERIES	AVG	G	AB	R	H	2B	3B	HR	RBI	BB	SO	SB
'79, '83, '95 Totals	.169	18	65	6	11	1	0	4	8	10	12	1
ALL-STAR	AVG	G	AB	R	H	2B	3B	HR	RBI	BB	SO	SB
'78, '81-'86, '91 Totals	.091	6	11	0	1	1	0	0	0	1	2	0



ON AUGUST 11, 2012, A BRONZE SCULPTURE OF EDDIE MURRAY WAS UNVEILED IN THE ORIOLES LEGENDS SCULPTURE AREA.

ORIOLE PARK AT CAMDEN YARDS



TM



BALTIMORE ORIOLES

ORIOLE PARK AT CAMDEN YARDS

When Oriole Park at Camden Yards opened on April 6, 1992, a new era of Major League Baseball began. The park was brand new, but still old-fashioned. State-of-the-art, yet quaint. At less than a day old, it was already a classic.

Oriole Park at Camden Yards inspired a generation of ballpark construction. No longer would communities across America build multipurpose stadiums devoid of character, surrounded by vast parking lots. Ballparks would now be created to nestle neatly into existing and historic neighborhoods and play key roles in the revitalization of urban America.

Oriole Park at Camden Yards captured the nation's attention from day one and in the seasons that followed, has served as the standard by which all new ballparks are measured. Citizens of Baltimore and all of Maryland, as well as Orioles fans throughout Birdland, should take great pride in the fact that our team makes its home in The Ballpark That Forever Changed Baseball™.

IMPROVEMENTS FOR 2013

This past off-season, the Orioles replaced the rubberized warning track that had been in place since Oriole Park opened in 1992 with a natural surface composed of crushed stone. The color of the stone was designed to match the brick that appears throughout the ballpark and in the Warehouse. Actual samples of those same Williamsport, Maryland bricks were used in the final material to achieve the proper blend. The new surface covers approximately 20,000 square feet and required 300 tons of material.

The team also replaced brick pavers throughout the ballpark, including the flag court and Maryland Square. Finally, a 15th flag pole was added to the Flag Court to reflect the Houston Astros' move to the American League.

New for 2013, the Orioles have added a designated Bicycle Parking Area to accommodate over 100 bicycles located just outside Gate C along the south side of Oriole Park. While the area will be supervised during games, owners are advised to lock up their bicycles when not in use.

THE HISTORY

Oriole Park at Camden Yards, the beautiful baseball-only facility in downtown Baltimore, became the official home of the Orioles on April 6, 1992. The construction of the park was completed in essentially 33 months from the time razing of previous structures on the 85-acre parcel began June 28, 1989 in the area known as Camden Yards.

The one-time railroad center is 12 minutes west by foot from the City's Inner Harbor and only 2 blocks from the birthplace of baseball's most legendary hero, George Herman "Babe" Ruth. Ruth's father operated Ruth's Cafe on the ground floor of the family residence located at Conway Street & Little Poca, now center field at Oriole Park. The ballpark originally seated 48,041 (and now seats 45,971), and the project cost was approximately \$110 million. It was designed by the Kansas City architectural firm of Helmuth, Obata & Kassabaum (HOK) with direction and input from the Orioles and the State of Maryland, which owns and operates the facility through its agency, the Maryland Stadium Authority (MSA). Working under contract to HOK were the urban design firm of RTKL, the landscape architecture firm of Wallace, Roberts and Todd, and the engineering firms of Bliss and Nyitray; Rummel, Klepper and Kahl; and Kidde Consultants, Inc. Working under contract to the Orioles were the interior design firm of Forte Design and the graphic design firm of David Ashton and Associates.

Oriole Park is state-of-the-art, yet unique, traditional and intimate in design. It blends with the urban context of downtown Baltimore while taking its image from baseball parks built in the early 20th century. Steel, rather than concrete trusses, an arched brick facade, a sun roof over the gentle slope of the upper deck, an asymmetrical playing field, and natural grass turf are just some of the features that tie it to those magnificent big league ballparks built in the early 1900's. Ebbets Field (Brooklyn), Shibe Park (Philadelphia), Fenway Park (Boston), Crosley Field (Cincinnati), Forbes Field (Pittsburgh), Wrigley Field (Chicago), and The Polo Grounds (New York) were among the ballparks that served as powerful influences in the design of Oriole Park.

THE PLAYING FIELD

The field is 16' below street level and is comprised of a sophisticated irrigation and drainage system below natural grass turf. It is designed to reduce the frequency of rainouts by shortening the length of baseball's most exasperating feature, the rain delay. The field's system makes it possible to get the field ready for play within a half hour after the end of a heavy rainstorm. The drainage system automatically removes as much as 75,000 gallons of rainwater from the field in an hour. Following the 2000 season, the ballpark's infield and outfield were completely rebuilt, replacing the dirt, sand rootzone mix, sod and drainage. The drainage system was modernized by utilizing an inlaid piping system topped by a fabric mesh and gravel to better protect both the pipes and the playing surface. Following the 2005 season, all new irrigation heads



were installed and in 2007, the warning track around the field was replaced. In 2008, the sod was replaced with a sand-based blend of Kentucky bluegrass that is genetically darker in color and more durable than the version previously used at Oriole Park, giving the field a more vibrant green color.

This past off-season, the Orioles replaced the rubberized warning track that had been in place since Camden Yards opened in 1992 with a natural surface composed of crushed stone. The color of the stone was designed to match the brick that appears throughout the ballpark and in the Warehouse. Actual samples of those same Williamsport, Maryland bricks were used in the final material to achieve the proper blend. The new surface covers approximately 20,000 square feet and required 300 tons of material.

DIMENSIONS

For Camden Yards' first nine seasons, outfield dimensions were 333 feet to left field, 364 feet to left center, 400 feet to center, 373 feet to right center and 318 feet to right. Prior to the 2001 season, in conjunction with extensive renovations to the ballpark's playing surface and drainage system, the Orioles reconfigured the ballpark with outfield dimensions that were up to 7 feet larger than those used since Camden Yards opened in 1992. However, it was found that the new dimensions did not significantly improve sight lines for fans, as had been anticipated, and adversely affected the viewing angle of the batter's eye wall.

As a result, the ballpark was returned to its original dimensions before the 2002 season. The changes included moving home plate approximately seven feet closer to the outfield, to its original spot 59 feet from the backstop. In addition, the entire field was shifted several degrees to the first base side and both the left field and right field foul poles were repositioned to their original locations. The foul line measurements decreased from 320 feet to 318 feet in right field and from 337 to 333 feet in left field. The center field distance decreased from 406 to 400 feet and the deepest part of the ballpark, in left center field, decreased from 417 to 410 feet.

The shorter dimension in the right field corner is off-set by a 21' high wall, which extends 100' from the right field line toward center. The fence in the rest of the park is only 7' high.

THE WAREHOUSE

Located beyond right field, the B&O Warehouse is 439 feet from home plate. Built between 1898-1905, the Warehouse is the longest building on the East Coast at 1016' (but only 51' wide). It has been preserved and now provides unique office space for the Orioles as well as home for the banquet facilities, the ballpark's central kitchen and space for ballpark operations. The Orioles' main ticket office operates out of the north end of the Warehouse. Dempsey's Brew Pub and Restaurant is located on the first floor of the Warehouse and is open year-round for lunch and dinner. Eutaw Street Market, a convenience store on the first floor of the Warehouse featuring grab and go sandwiches, drinks and snacks, is also open year-round.

The ballpark and Warehouse are separated by a 60' wide promenade, an extension of Eutaw Street. Open daily, Eutaw Street is home to plaques dedicated to members of the Orioles Hall of Fame, the Mid-Atlantic Baseball Scouts Hall of Fame and the Maryland Athletic Hall of Fame.

Small circular plaques are found in the concrete along Eutaw Street, marking the locations where home runs have landed since the ballpark opened. Through the 2012 season, 45 different players have hit 66 home runs which have landed on Eutaw Street (28 by the Orioles and 38 by the visiting team). A record nine homers landed on the Eutaw Street corridor in 2012. Luke Scott's six home runs are the most by any player in Oriole Park history.

In addition, numbers representing the players whose uniforms have been retired by the Orioles are located in Babe Ruth Plaza, outside the north Eutaw Street gates.

Ballpark tours depart regularly from the Baseball Store on Eutaw Street. The Orioles Official Team Store, open daily, is located on the ground floor of the warehouse.

MEMORIAL WALL

On Veteran's Day 2002, ground was broken at the south end of the Eutaw Street warehouse for a memorial wall to honor residents of Maryland who were killed in all of our nation's wars. Designed by Baltimore-based CS&D Architects, the memorial was created to replace the one razed at Memorial Stadium earlier in the year. The 11-foot-tall, curving black granite wall features the well-known phrase from the Memorial Stadium facade, spelled out in the original stainless steel lettering: "Time Will Not Dim the Glory of Their Deeds." In other links to the old stadium, an urn from East 33rd Street containing soil from all foreign American military cemeteries is displayed under glass, and a plaque explains the significance of Memorial Stadium in Baltimore history. A bench allows visitors the opportunity to rest and reflect at any time during the day or evening, and the memorial is illuminated at night. A dedication ceremony was held on Memorial Day, May 26, 2003.



BALTIMORE ORIOLES

SPORTS LEGENDS AT CAMDEN YARDS

In May 2005, the Babe Ruth Museum opened its expansion project, Sports Legends at Camden Yards, in the historic Camden Station building at the north end of the warehouse. Covering 22,000 square feet and showcasing more than 10,000 artifacts, Sports Legends is an interactive, innovative tour of Maryland's sports heritage. The space includes exhibits on the Orioles, Baltimore Colts and Johnny Unitas, along with an in-depth look at the history of the Negro Leagues in Baltimore. Other exhibits include Maryland's minor league baseball teams, college sports, the Baltimore Ravens, and the Maryland Athletic Hall of Fame.

Opened in 1856, Camden Station had been unused since the 1980's prior to the renovations. In its heyday, the station was the grand passenger terminus of the Baltimore & Ohio Railroad, the country's first commercial railroad. In 1954, the brand-new Baltimore Orioles franchise arrived at Camden Station from a season-opening series in Detroit for their first home game at Memorial Stadium.

Abraham Lincoln passed through the station on several occasions, once en route to his inauguration in 1861, and also on his way to deliver the Gettysburg Address. Lincoln's funeral car also stopped there on its way to Springfield, Illinois, for his burial. As part of the renovations, the Gentlemen's Waiting Room will be restored to its Civil War splendor and will interpret Lincoln's passages through Camden Station, the Civil War, and Camden Station's role in America's transportation history.

For more information about Sports Legends at Camden Yards, visit www.SportsLegendsatCamdenYards.com.

ENTERTAINMENT SYSTEM

Major improvements and upgrades have been made to the entire Oriole Park entertainment system within the past several years. Prior to the 2008 season, the Orioles and the Maryland Stadium Authority contracted with Mitsubishi to purchase a new video system for Oriole Park at Camden Yards, replacing the Sony JumboTRON video board and Daktronics matrix and out-of-town boards used since the park opened in 1992. This state of the art equipment includes a Mitsubishi DiamondVision LED video board and LED scoreboard in center field, an LED out of town scoreboard display in right field, and LED "ribbon" boards along the club level and upper deck fascia.

The new DiamondVision LED video board sits atop the LED scoreboard, reversing the placement of the previous system. The LED out of town scoreboard in right field features statistical information in addition to game scores. The narrow auxiliary matrix boards along the club level and upper deck were replaced with LED ribbon boards, providing better definition, brighter images and wider viewing angles. ScorePAD Sports, Inc.'s state-of-the-art STADIUMnet scoring system provides extensive statistical information on each player to help keep fans informed.

In order to preserve the traditional feel of Oriole Park while providing fans with the most modern technology, the Orioles hired an expert design team to work with the Maryland Stadium Authority to deliver major technological upgrades while preserving the ballpark's historic aesthetic.

Phase two of the ballpark improvements were completed prior to the 2009 season and included major control room upgrades, new HD televisions throughout the ballpark and improvements in the coverage and quality of the ballpark sound system. The ballpark entertainment control room replacement allows the entertainment system to transmit a high-definition (HD) signal to the main and auxiliary video boards and further enhance the fan experience at Oriole Park.

The 2009 sound system renovations included 530 new speakers in all, replacing those that had been in place since Oriole Park opened. To improve coverage and consistency of sound throughout the seating area, a number of additional loudspeaker positions were created. New speakers are located in the Upper and Lower Deck seating bowl, Club Level, Main Concourse, centerfield bleacher area and scoreboard. The new system employs digital signal processing (DSP) that is significantly more advanced than what was previously used and allows a much greater level of control. The result is a substantially more uniform listening experience throughout the seating area.

FOUL POLES

When the Orioles moved to Camden Yards for the 1992 season, they brought with them the right field foul pole that had been used for 37 seasons at Memorial Stadium. The foul pole was affixed atop the tall wall in right field in the Flag Court. Prior to the 2001 season, the Orioles replaced the original Camden Yards left field foul pole with the left field pole that had been used throughout their stay at Memorial Stadium. At 70 feet high, the new/old foul pole is 20 feet shorter than the previously used pole and requires a more modest support structure, which allows more fans in seats in the lower, club and upper deck levels to have an unobstructed view of the field. The foul poles were returned to their original positions when the ballpark was reconfigured to its original dimensions after the 2001 season.



SEATING

After the 2010 season, the Maryland Stadium Authority completed the final phase of the replacement of the seats in the Oriole Park seating bowl as part of their deferred maintenance program. After the 2009 season, all seats in the lower level from foul pole to foul pole were replaced, along with necessary repairs to the concrete in this area. The work concluded in the winter of 2010-2011, as MSA repaired concrete and replaced seats in the lower level outfield, the club level and the upper deck.

At the request of the Orioles, the Club Level and upper deck at Camden Yards have been furnished with wider seats that are more comfortable for fans. Sightlines for fans on both of those levels were improved with the installation of new, less intrusive railings to enhance the view of those sitting in the first few rows, as well as fans sitting in and around upper deck equal access and companion seats.

Other ballpark improvements made prior to the 2011 season included the installation of drink rails in portions of the club level seating bowl down the left field line, as well as the addition of bistro tables facing the field on the left field club level and the creation of the Miller Lite Flite Deck in the corner of the right field club level. All of the new locations provide a unique, more social experience for fans and are ideal for individuals as well as small and large groups.

Every aisle seat in the park has an extra feature: a reproduction of the 100-year old logo used by the Baltimore Orioles of the 1890's, a National League team that won consecutive pennants in 1894-95-96.

The lower deck comprises some 18,000 box seats between the foul poles. Behind the box seats there are some 6,400 terrace box and lower reserved seats. Prior to the 2004 season, 72 field level seats were installed behind home plate. Seats in the lower stand are generally closer to the field. From the front row of seats to first and third bases, for example, the distance is 45'. From home plate to the screen measures 47'.

The Mezzanine, or Club Level, stretches from the right field foul pole to left-center field and is accessible by escalators, elevators, stairs, and ramps. There is waiter service available at the seats and behind the seating area on the club level concourse is a climate-controlled lounge with private dining and bar areas.

Also on the Club Level are 65 luxury suites, with the ability to accommodate a variety of groups, from smaller gatherings with 14-18 guests to larger parties with 30-40 guests. While some of the suites are leased on a full or partial season basis, a number of them are available for individual game rentals. Three larger party suites, named to honor Orioles legends Brooks Robinson, Frank Robinson and Jim Palmer, can accommodate groups of up to 75 people.

The Upper Deck contains 25 rows of seats (the first 12 are boxes, the last 13 reserved seats) and has a gentle slope of 31 degrees (Memorial Stadium, like many parks, was 33 degrees). A sun roof was constructed to cover half of the upper deck seating area.

Some 1,850 Eutaw Street Bleacher seats, among the most popular in the park, are located in right-center field. There are also standing room only tickets that go on sale two hours before game time. The SRO areas are found on the right field Flag Court and just above the visitor's bullpen in left field.

With the installation of wider seats in the Club Level and upper deck, total seating capacity in the ballpark was decreased from 48,290 to 45,971 beginning in 2011. More than 400 seats are available to fans with disabilities in the equal access areas (EA), which are located throughout the ballpark.

ACCESSIBILITY/PARKING

Camden Yards is easily reached via rail, bus and subway lines as well as 4 major highways (I-95, I-83, I-70 and the Baltimore-Washington Parkway). The MARC train and light rail trains both have stops directly on site. About 4,000 parking spaces are located south of the park on-site and numerous spaces are located in garages and lots within walking distance of the ballpark.

20TH ANNIVERSARY IMPROVEMENTS AND UPGRADES

As part of a continued commitment to honor the proud history of the franchise, and in conjunction with efforts to improve the design aesthetic and functionality of the ballpark, in 2012 the Orioles enhanced the fan experience at Oriole Park at Camden Yards to celebrate the 20th anniversary of Oriole Park, highlighted by a newly renovated area to honor the greatest Orioles of all time inside the gates of the ballpark.

Larger than life sculptures of the six Orioles retired number and National Baseball Hall of Fame members – Frank Robinson, Earl Weaver, Jim Palmer, Eddie Murray, Cal Ripken, Jr. and Brooks Robinson – were unveiled during the course



BALTIMORE ORIOLES

of the 2012 season. The bronze sculptures created by renowned Maryland sculptor Antonio Tobias "Toby" Mendez, are located in an improved bullpen picnic grove, which received significant upgrades and additional landscaping. As with the Orioles Hall of Fame plaques on Eutaw Street, this area was renovated to allow fans access during non-gameday hours.

Along with the installation of the sculptures, the Orioles also completed additional upgrades to the main concourse, Eutaw Street, Flag Court and upper deck at Oriole Park for the 2012 season.

In 2011, the Orioles and their concessionaire, Delaware North Sportservice, invested in an overhaul of the main concourse concessions. For 2012, the Orioles and the Maryland Stadium Authority further improved the main concourse with new flooring and wall coverings.

The outfield areas of Eutaw Street and the bullpen picnic grove in center field underwent a major overhaul featuring the following changes in addition to the six new sculptures:

The Roof Deck, a new outfield overlook on top of the batter's eye wall in center field, featuring casual seating, a bar and deck seating. This area was previously inaccessible to fans.

New entry concessions at the north end of Eutaw Street.

As a part of MSA's restoration of the B&O Warehouse brick work, a replica of the original canopy was added to the Warehouse to shelter portable concessions and additional seating, as well as fans on Eutaw Street searching for shade or trying to escape inclement weather.

The out-of-town scoreboard on the right field wall was also modified to reduce the height of the wall and thus improve views of the game from the Flag Court and Eutaw Street.

ADDITIONAL IMPROVEMENTS MADE TO ORIOLE PARK

Since Oriole Park at Camden Yards opened in 1992, many exciting improvements have been made to help enhance the "Oriole Park Experience"...

Smoking was completely banned in the ballpark prior to the 2013 season.

The escalator near Gate B was completely replaced prior to the 2012 season.

Drink rails were installed in portions of the club level seating bowl down the left field line, as well as bistro tables facing the field on the left field club level and the Miller Lite Flite Deck in the corner of the right field club level.

Concrete and seats throughout the ballpark were replaced following the 2009 and 2010 seasons as part of the Maryland Stadium Authority's deferred maintenance program. Cushions were added to the lower level seats between the bases.

Prior to 2010, all the rows in the entire ballpark were switched from letters to numbers, to more clearly designate the number of rows from the field or the front of the club and upper levels.

The Home Plate Plaza Lobby, Home Plate Lounge and Upper and Lower Press Levels were renovated during the 2009 off-season.

Three years ago, the entire ballpark entertainment system, including the audio, video and scoreboards, were upgraded or replaced.

Seats in sections 16-58 were replaced prior to 2004 with chairs with higher backs and padding. Cupholders were also installed to the 6,200 new seats.

Two rows of seats were added at field level behind home plate prior to the 2004 season, a total of 72 seats. Also, ten seats were added to section 16 and 14 seats were added to section 58 at that time.

Also prior to the 2004 season, the concrete wall behind home plate was replaced with brick, in keeping with the Camden Yards aesthetic. Two 7.5' rotational signs were also added to the wall.

Prior to and during the early part of the 2000 season, the entrance area to the Home Plate Plaza Lobby was redesigned to provide a new floor covering, new wall finishes and redesigned elevators.

Also in 2000, the first floor lobby of the Warehouse at 333 W. Camden Street was redesigned from floor to ceiling to provide improved traffic flow and to accentuate the original structural and architectural elements of the Warehouse.



Prior to the 2000 season, the fourth floor lobby of the Warehouse also was refinished and improved to create a fresher, more enjoyable experience for those using party facilities and club level ticket holders who use this entrance to the ballpark.

Included in the improvements made during the 1999 season, the ticket reader system used at the turnstiles was upgraded. The ticket entrances were enlarged and the reader system itself was expanded to allow more types of tickets to be fed through the turnstile readers, providing fans a smoother, quicker entry to the ballpark.

In an on-going project that began in early 1999, the Orioles offices located in the B & O Warehouse have undergone major renovations in order to give the offices a warmer look. In addition to redesigned office space, new artwork and artifacts are displayed in the lobby and in the glass entry doors.

Prior to the 1999 season, an Upper Deck Fan Assistance Center was constructed in the Homeplate Elevator Lobby.

Prior to the 1999 season, the warning track surrounding the playing field was painted a shade of brown to more closely match the color of the infield dirt and to complement the colors of the B&O Warehouse.

Work was completed on repainting the entire steel "superstructure" of the ballpark. The work was begun prior to the 2000 season and completed during the year.

The Club Level and Suites have undergone a complete refurbishing, including new furniture, wallpaper and carpeting. The Orioles World Series trophies, Gold Glove, MVP and Cy Young Awards are on view at the entrance to the Club Level. Photos and records of each Orioles team beginning in 1954, as well as other artifacts of the club's history, adorn the corridors. The alcove lounges on the Club Level have been named and decorated in themes, providing greater ambience for fans and making it easier to meet friends at a designated area, such as the "All-Star Lounge," "Hall of Fame Lounge" and "MVPs Lounge." Photos of members of the Orioles Hall of Fame have been hung outside the party suites in the left field area of the Club Level.

Smoking was banned from the seating bowl in 1993.

Plaques and other displays around the ballpark honor various athletic accomplishments.

Orioles Hall of Fame: Located at the north end of the warehouse on the wall at the base of the scoreboard, plaques honor the members inducted annually and are similar in appearance to those enshrined in Cooperstown. They feature the Oriole Hall of Famer's likeness and a brief description of his accomplishments.

Orioles' Retired Numbers: 4-foot monuments, located at the north end of the warehouse in front of the Orioles ticket windows, honor the uniform numbers worn by Earl Weaver (4), Brooks Robinson (5), Cal Ripken Jr. (8), Frank Robinson (20), Jim Palmer (22) and Eddie Murray (33).

Mid-Atlantic Scouts Hall of Fame: As a tribute to baseball scouts over the years, the plaques are mounted on a wall on Eutaw Street.

Maryland Athletic Hall of Fame: The names of Marylanders who left their mark in athletic endeavors and have been inducted into the state's Athletic Hall of Fame are mounted on a wall on Eutaw Street; a full display with highlights of each inductee's career is located in the Sports Legends Museum at Camden Yards, next to the ballpark.

Cal Ripken Seat: To honor Cal's 278th career homer, surpassing Ernie Banks' major league record for home runs by a shortstop, the Orioles marked the spot where the ball landed (Section 86, Row 4, Seat 10) with an orange seat. The homer came on July 15, 1993 off Scott Erickson, then with Minnesota.

Eddie Murray Seat: To honor Eddie's 500th career home run, hit on September 6, 1996 off Detroit's Felipe Lira, the Orioles installed an orange seat in the right field bleachers where the ball landed (Section 96, Row 7, Seat 23).

Eutaw Street Home Runs: Brass baseball plates are embedded into the Eutaw Street sidewalk marking the spots where home runs cleared the right field fence wall. These plates contain the home run hitter's name, his team's logo, the distance the ball traveled, and the date the home run was hit.

Plaques in the Oriole Park press box have been erected honoring three individuals: the late Rex Barney, Orioles public address announcer for more than 25 years; the late Vernon Joiner, longtime head of the club's famed press box attendants crew; and Bob Brown, the Orioles' public relations director for more than 25 years. A plaque in the first base camera well honors longtime team photographer Jerry Wachter. In ceremonies prior to Cal Ripken, Jr.'s final game on October 6, 2001, the Orioles unveiled a plaque in the first base dugout dedicated to Cal Ripken, Sr. It is inscribed: "Cal Ripken Sr. Dedicated to a lifelong Oriole of thirty-six years, and one of the game's greatest teachers. Coach, manager and devoted mentor to countless young Orioles, "Senior"



BALTIMORE ORIOLES

dedicated his life to baseball and passed on his respect of the game to everyone he coached. He preached "perfect practice, makes perfect" and stressed the importance of being prepared, learning the "Right way" and playing to the best of one's ability every inning of every game. We will always remember his devotion to the Orioles, his love of the game, and his many lessons..."

Relief pitcher Jesse Orosco made his 1,072nd career appearance on August 17, 1999 to pass Dennis Eckersley for the Major League record for most games pitched. In honor of his accomplishment, the Orioles installed a plaque with Orosco's uniform number, 47, above the bench in their bullpen.

In honor of Earl Weaver's induction into the National Baseball Hall of Fame, a silver "4" and plaque identifying Weaver's years as manager was added to the Orioles' dugout wall in July 1996, near where the manager traditionally stands.

FIRSTS AT ORIOLE PARK AT CAMDEN YARDS

FIRST GAME: April 6, 1992 vs. Cleveland Indians

FIRST PITCH: Thrown by Rick Sutcliffe

FIRST PITCH AND GAME TIME TEMPERATURE: 3:20 p.m. EDT; it was a ball...Temperature was 63 degrees

FIRST BATTER: Kenny Lofton, Indians center fielder, flied out to right fielder Joe Orsulak on a 3-2 pitch

FIRST HIT: Cleveland's first baseman Paul Sorrento, singled to left-center with one out in the top of the 2nd inning

FIRST ORIOLES HIT: Orioles first baseman Glenn Davis led off the bottom of the 2nd inning with a single to center

FIRST RUN: In the 5th inning, O's designated hitter Sam Horn walked, went to 2nd base on 3rd baseman Leo Gomez's single and scored on catcher Chris Hoiles' double

FIRST RBI: Catcher Chris Hoiles hit a ground-rule double (ball bounced over the left-center fence) to score Sam Horn

FIRST DOUBLE: Chris Hoiles, driving in Sam Horn for the ballpark's first RBI

FIRST STRIKEOUT: Sutcliffe victimized Cleveland's right fielder Mark Whiten in the 2nd inning

FIRST HOME RUN: Cleveland's Paul Sorrento (3-run homer), 1st inning, off Bob Milacki, April 8

FIRST ORIOLES HOME RUN: Mike Devereaux, leading off the 4th inning (off Cleveland's Jack Armstrong), April 9

FIRST STOLEN BASE: Cleveland's Mark Lewis (against Ben McDonald and Chris Hoiles), 3rd inning, April 9

FIRST GRAND SLAM: Randy Milligan, 7th inning, off Les Lancaster, April 17, vs. Detroit

FIRST MULTI-HOME RUN GAME: Milligan (2), off Detroit's Scott Aldred (one on) and Les Lancaster (grand slam), April 17

FIRST TRIPLE: Cal Ripken, 6th inning, April 17 vs. Detroit, off Scott Aldred

FIRST SAVE: Gregg Olson, April 19 vs. Detroit, in a 3-2 victory

BALLPARK TOURS

Oriole Park at Camden Yards tours continue to be a popular attraction for thousands of visitors to Baltimore. In 2012, over 38,000 people toured the ballpark facility. Since 1992 more than 800,000 fans have taken a tour of Oriole Park. Fans touring the facility visit the suite level, media levels and dugout. Private tours, reserved in advance, are available year-round. Public tours are available between March and November. For tickets and schedule information, visit www.orioles.com or call 410-547-6234 or 888-848-BIRD (2473).

BALTIMORE'S ORIOLE

America's early colonists noticed a bird whose male bore the black and orange colors of Lord Baltimore, Maryland's founder. It was called a Baltimore oriole until the 1960s, when it was observed to interbreed with a bird called Bullock's oriole. The American Ornithologists' Union declared both would be considered a single species: Northern oriole. But later studies showed that, while the two birds sometimes interbreed, the offspring rarely pass along their genes. In 1994, the Baltimore oriole recovered its status as a species.

ORIOLE PARK AT CAMDEN YARDS GROUND RULES

- Foul poles with screens attached are outside of the playing field.
- Thrown or fairly batted ball that remains behind or under the canvas or canvas holder: two bases. Ball rebounding in playing field: in play.
- Ball striking surfaces, pillars or facings surrounding the dugout: in dugout.
- Ball striking railings around photographer's booths: in play.
- Fair bounding ball striking railings above cement wall down right field line: out of play.
- Fly ball hitting the grounds crew shed roof in right field and bouncing back into play: home run.



ORIOLES ATTENDANCE INFORMATION ANNUAL ATTENDANCE FIGURES, 1954-2012

YEAR	HOME ATTENDANCE	HOME DATES	AVG/ DATE	ROAD ATTENDANCE	ROAD DATES	AVG/ DATE	YEAR
12	2,102,240	79	26,611	2,393,520	81	29,550	12
11	1,755,461	80	21,943	2,253,369	81	27,819	11
10	1,733,019	80	21,663	2,264,263	81	27,954	10
09	1,907,163	81	23,545	2,276,693	81	28,107	09
08	1,950,077	80	24,376	2,577,617	81	31,822	08
07	2,164,822	80	27,060	2,474,481	81	30,549	07
06	2,153,139	81	26,582	2,537,225	81	31,324	06
05	2,624,740	81	32,404	2,463,427	81	30,413	05
04	2,747,573	80	34,344	2,359,383	80	29,492	04
03	2,454,523	81	30,303	2,184,536	79	27,652	03
02	2,682,917	81	33,122	2,019,608	81	24,933	02
01	3,094,841	80	38,686	2,333,664	81	28,811	01
00	3,295,128	81	40,681	1,999,262	81	24,682	00
99	3,433,150	80	42,914	2,199,081	80	27,488	99
98\$	3,685,194	81	45,496	2,247,452	81	27,746	98
97\$	3,711,132	81	45,816	2,289,272	81	28,261	97
96\$	3,646,950	81	45,024	2,168,279	79	27,446	96
95*\$	3,098,475	72	43,034	1,751,096	72	24,321	95
94*	2,535,359	54	46,951	1,664,767	57	29,206	94
93	3,644,965	80	45,562	2,190,759	81	27,046	93
92	3,567,819	80	44,598	2,189,075	81	27,026	92
91	2,552,753	79	32,313	2,129,408	80	26,615	91
90	2,415,189	79	30,572	1,998,020	79	25,291	90
89	2,535,208	78	32,503	2,041,702	81	25,206	89
88	1,660,738	74	22,442	1,879,950	81	23,209	88
87	1,835,692	78	23,535	1,880,669	80	23,508	87
86	1,973,176	79	24,977	1,737,994	80	21,725	86
85	2,132,387	80	26,655	1,657,415	76	21,808	85
84	2,045,784	76	26,918	1,759,964	81	21,728	84
83	2,042,071	77	26,520	1,854,401	77	24,083	83
82	1,613,031	74	21,798	1,622,107	80	20,276	82
81*	1,024,247	53	19,325	954,002	46	20,739	81
80	1,797,438	80	22,468	1,608,616	77	20,891	80
79	1,681,009	72	23,347	1,598,750	76	21,036	79
78	1,051,724	73	14,407	1,495,193	78	19,169	78
77	1,195,769	77	15,529	1,409,544	72	19,577	77
76	1,058,609	74	14,306	1,307,920	74	17,675	76
75	1,002,157	68	14,738	1,163,631	74	15,725	75
74	962,572	74	13,008	1,286,501	75	17,153	74
73	958,667	72	13,329	1,185,247	75	15,803	73
72	899,950	69	13,042	1,243,111	74	16,799	72
71	1,023,037	64	15,985	1,166,471	76	15,348	71
70	1,057,069	75	14,094	1,312,337	78	16,825	70
69	1,058,168	73	14,495	1,242,751	74	16,794	69
68	943,977	71	13,295	1,266,254	76	16,661	68
67	955,053	64	14,923	1,145,275	74	15,477	67
66	1,203,366	67	17,961	1,307,246	76	17,201	66
65	781,649	68	11,495	930,537	73	12,747	65
64	1,116,215	69	16,177	1,057,173	72	14,683	64
63	774,343	72	10,755	928,612	71	13,079	63
62	790,254	72	10,976	886,544	70	12,665	62
61	951,089	70	13,587	1,001,302	71	14,103	61
60	1,187,549	71	16,730	1,151,055	69	16,682	60
59	891,926	64	13,936	990,449	71	13,950	59
58	829,991	67	12,388	660,304	69	9,570	58
57	1,029,581	67	15,367	739,289	66	11,201	57
56	901,201	67	13,539	678,073	64	10,595	56
55	852,039	62	13,743	648,412	56	11,579	55
54	1,060,910	67	15,384	614,833	64	9,607	54
Totals	107,834,275	4,370	24,676	96,377,891	4,448	21,668	

Average Annual Attendance
Home – 1,827,700
Road – 1,633,524

* -Strike-shortened season; \$-Led League in Total Attendance



BALTIMORE ORIOLES

ATTENDANCE

ATTENDANCE MILESTONES: The Orioles celebrated two attendance milestones in 2008. The first came on August 19, 2008, as the O's welcomed their 50 millionth fan at Oriole Park at Camden Yards. Opened in 1992, Camden Yards is the quickest ballpark to achieve the 50 million fan milestone in the history of baseball. In its first 17 seasons, Oriole Park at Camden Yards hosted the third-most fans in baseball, trailing only Dodger Stadium and Yankee Stadium.

Less than a week later, on August 23, 2008, the 100 millionth fan in franchise history entered the gates at Camden Yards. In 59 seasons and 4,370 regular season dates between Memorial Stadium and Camden Yards, 107,834,275 fans have watched the Orioles play in Baltimore.

The Orioles have drawn a total of 57,988,687 fans in 1,654 dates in 21 seasons at Oriole Park, surpassing the total attendance they drew from 1954 through 1991 at Memorial Stadium. In 38 seasons at the old ballpark on 33rd Street, the club drew 49,845,588 in 2,716 dates, an average of 18,353 fans per game. The Birds have averaged 35,059 fans per game in 1,654 dates at Camden Yards.

2012: The Orioles drew 2,102,240 fans to Camden Yards in 79 home dates, an average of 26,611 fans per game. The Orioles cracked the 2 million mark for the 23rd time in franchise history and the 17th time since moving into Oriole Park. Baltimore had eight sellouts in 2012 and has now drawn 40,000 or more fans on 792 of 1,654 dates at Oriole Park.

LARGEST 3-DATE CROWD: The August 10-12, 2007 series against the Boston Red Sox shattered the attendance record for a three-date series at Oriole Park at Camden Yards by more than 2,000 fans. A total of 146,786 fans attended the three games, topping the previous mark of 144,784 set August 21-23, 1998 vs. Cleveland.

AMONG THE MAJOR LEAGUE LEADERS: The Orioles had never led the AL in total or average attendance until 1995, then did it for five consecutive years. The team has drawn three million or more fans in nine of the 19 non-strike shortened seasons at Oriole Park at Camden Yards.

"QUICKEST TO" MILESTONES

3 million—66 home dates ('93, '97 & '98)

2 million—43 home dates ('94)

1 million—22 home dates ('94)

SMALLEST CROWDS: The smallest crowd for a game at Oriole Park at Camden Yards was 9,129 on April 12, 2010 against the Tampa Bay Rays. The smallest crowd ever for an Orioles home game was on August 17, 1972, when only 655 fans attended an afternoon make-up game against the Chicago White Sox at Memorial Stadium.

PRE-GAME WORKOUT SCHEDULE AT ORIOLE PARK

12:35 PM Start

Grounds crew	12:00
Visitors Batting	11:15-12:00
Orioles Batting	10:15-11:15
Orioles Infield	10:05-10:15
Orioles Stretching	9:55-10:05

4:05 PM Start

Grounds crew	3:30
Visitors Batting	2:45-3:30
Orioles Batting	1:45-2:45
Orioles Infield	1:35-1:45
Orioles Stretching	1:25-1:35

1:35 PM Start

Grounds crew	1:00
Visitors Batting	12:15-1:00
Orioles Batting	11:15-12:15
Orioles Infield	11:05-11:15
Orioles Stretching	10:55-11:05

7:05 PM Start

Grounds crew	6:30
Visitors Batting	5:45-6:30
Orioles Batting	4:45-5:45
Orioles Infield	4:35-4:45
Orioles Stretching	4:25-4:35



LARGEST REGULAR SEASON CROWDS AT ORIOLE PARK

#	Att.	Opp.	Date	#	Att.	Opp.	Date
1.	49,828	Bos	July 10, 2005	26.	48,579	Bos	May 13, 2000
2.	49,696	NYY	June 22, 2004	27.	48,563	Tex	April 30, 2000
3.	49,549	Phi	June 28, 2003	28.	48,551	Bos	August 12, 2007
4.	49,384	Bos	August 1, 2009	29.	48,544	Ana	July 24, 1999
5.	49,334	Bos	August 2, 2003	30.	48,540	Bos	October 2, 2004 (1)
6.	49,331	Bos	July 9, 2005	31.	48,531	Phi	June 5, 1999
7.	49,242	Bos	August 11, 2007	32.	48,515	Bos	August 19, 2008
8.	49,174	Bos	July 8, 2005	33.	48,505	Det	August 7, 1999
9.	49,159	NYY	August 5, 2006	34.	48,499	NYY	August 16, 2003
10.	49,072	Phi	July 7, 2001	35.	48,442	NYY	June 24, 2004
11.	49,013	Atl	July 15, 2000	36.	48,402	NYY	July 28, 2007
12.	49,004	Col	June 17, 2005	37.	48,338	Bos	October 2, 1999
13.	48,993	Bos	August 10, 2007	38.	48,331	Was	June 23, 2006
14.	48,937	Phi	June 28, 2002	39.	48,281	Bos	May 31, 2008
15.	48,891	TOR	April 9, 2010	40.	48,272	Cle	August 23, 1998
16.	48,869	SF	June 12, 2004 (1)	41.	48,271	Oak	April 4, 2005
17.	48,817	NYY	August 23, 2008	42.	48,269	NYY	June 17, 1998
18.	48,807	Bos	October 6, 2001	43.	48,263	Min	August 23, 1997
19.	48,775	NYY	September 18, 2010	44.	48,244	Bos	July 11, 1998
20.	48,748	Bos	August 11, 2001	45.	48,230	Tex	April 29, 2000
21.	48,700	NYY	August 17, 2003	46.	48,199	Sea	July 26, 1998
22.	48,692	Phi	June 29, 2002	47.	48,195	NYY	June 3, 2006
23.	48,612	Bos	September 24, 2005	48.	48,168	NYY	June 2, 2006
24.	48,607	NYY	April 6, 2009	49.	48,165	NYY	September 28, 2002
25.	48,598	NYY	April 16, 2005	50.	48,159	Det	April 9, 2007

LARGEST 2-DATE SERIES AT ORIOLE PARK

1.	96,785	Bos	Aug. 11-12, 2001 (B)	6.	95,252	Det	Aug. 4-5, 1998
2.	95,880	Det	May 20-21, 1997	7.	94,853	Cle	May 6&8, 1994 (B)
3.	95,624	Bos	July 16-17, 1997	8.	94,506	Oak	April 25-26, 1994
4.	95,498	Cle	May 30-31, 1997 (A)	9.	95,592	Tex	April 5&7, 1993
5.	95,325	NYY	June 3-4, 1997	10.	93,266	NYY	June 27-28, 2005

A- 4-game series with 2 rainouts B- 3-game series with 1 rainout

LARGEST 3-DATE SERIES AT ORIOLE PARK

1.	146,786	Bos	Aug. 10-12, 2007	9.	144,165	NYM	Aug. 29-31, 1997
2.	144,784	Cle	Aug. 21-23, 1998	10.	144,012	Atl	July 13-15, 2000
3.	144,712	Sea	July 24-26, 1998	11.	143,906	Phi	June 4-6, 1999
4.	144,542	NYY	April 15-17, 2005	12.	143,898	NYY	June 2-4, 2006
5.	144,318	NYY	June 15-17, 1998	13.	143,797	NYY	June 25-27, 1999
6.	144,290	NYY	July 27-29, 2007	14.	143,691	Min	Aug 22-24, 1997
7.	144,227	Atl	June 5-7, 1998	15.	143,664	NYY	Sept. 10-12, 2004
8.	144,170	NYY	Sept. 18-20, 1998	16.	143,522	KC	Aug. 28-30, 1998

LARGEST 4-DATE SERIES AT ORIOLE PARK

1.	195,722	Bos	July 7-10, 2005	6.	189,344	Bos	July 4-7, 1996
2.	192,494	Bos	July 9-12, 1998	7.	189,105	Det	Sept. 19-22, 1997
3.	190,967	Tor	June 26-29, 1997	8.	188,808	Det	May 30-June 2, 1994
4.	189,919	Tor	June 18-21, 1998	9.	188,514	NY	June 13-16, 1994
5.	189,537	NYY	Sept. 11-14, 1997	10.	188,183	Oak	July 7-10, 1994



BALTIMORE ORIOLES

ORIOLES RECORD CROWDS

MEMORIAL STADIUM (1954-1991)
ORIOLE PARK AT CAMDEN YARDS (starting 1992)

AT HOME

Largest Crowd, MS
Largest Crowd, Reg Sea, MS
Largest Crowd, OPACY
Night Game
Day Doubleheader
Night Doubleheader
Opening Day
Memorial Day
July 4th
Labor Day
Smallest Crowd
Five-Date Series
Four-Date Series
Three-Date Series
Two-Date Series

ATTENDANCE

54,458
52,395
49,828
51,649
51,764
51,883
52,395
47,851
47,336
46,085
655
*249,605
195,722
150,757
95,880

DATE

Oct 9, '66
Apr 4, '88
July 10, '05
Aug 16, '80
June 10, '84
Oct 1, '82
Apr 4, '88
May 30, '94
July 4, '94
Sep 6, '93
Aug 17, '72
Aug 14-18, '80
July 7-10, '05
Oct 1-3, '82
May 20-21, '97

OPPONENT

Dodgers (World Series, Game 4)
Brewers (Opening Day)
Red Sox
Yankees
Tigers
Brewers
Brewers
Tigers
Mariners
Mariners
White Sox
Yankees
Red Sox
Brewers
Tigers

ON THE ROAD

Largest Crowd
Largest Crowd, Regular Season
Smallest Crowd
Three-Date Series
Four-Date Series

ATTENDANCE

67,064
64,540
476
163,408
206,705

DATE

Oct 16, '83
Apr 10, '87
Sep 19, '63
Sep. 19-21, '08
July 29-Aug 1 '04

OPPONENT

Phillies (WS, Game 5)
Indians (Opening Day)
Angels (Dodger Stadium)
Yankees (Yankee Stadium)
Yankees (Yankee Stadium)

* Major League Record

50 MILLIONTH/100 MILLIONTH

The Orioles reached two major attendance milestones during the 2008 season. On August 19, the team welcomed Kevin Gracie, a law school student from Ellicott City, as the designated 50 millionth person to attend a game at Camden Yards. Oriole Park became the quickest ballpark to achieve the 50 million fan milestone in the history of baseball.

Four days later, on August 23, the 100 millionth person in franchise history was welcomed at Oriole Park. Velma Greene, a middle school teacher from Harpers Ferry, West Virginia, was designated as the milestone fan.

Since it ushered in a new era of ballpark design in 1992, Oriole Park at Camden Yards has been the standard-bearer for sports facilities in the United States, welcoming individuals from all 50 states and over 100 countries. The city of Baltimore and the entire state of Maryland have derived significant economic impact totaling in the billions of dollars from the nearly 58 million fans who have attended Orioles games over the last 21 seasons, as well as from the millions more who have participated in festivals, meetings, tours and community events that have been held at the ballpark.

MEDIA





BALTIMORE ORIOLES

MEDIA INFORMATION



Gregory E. Bader
Vice President,
Communications &
Marketing



Monica Barlow
Director,
Public Relations



Jeff Lantz
Manager,
Media Relations



Jay Moskowitz
Coordinator,
Baseball Information



Amanda Sarver
Coordinator,
Public Relations &
New Media

CONTACT INFORMATION

The general line for the Public Relations Department is 410-547-6150. During home games, the PR department can be reached in the press box at 410-547-6257. The PR department fax number is 410-547-6272. The PR Twitter account is @OriolesPR.

MEDIA CREDENTIALS

Requests for full season or single-game credentials must go through the MLB Credentialing System (www.credentials.mlb.com). Media members who do not have an account on the MLB system should contact Amanda Sarver in the Public Relations Department at asarver@orioles.com to establish an account. Credential requests for individual games must be submitted at least 24 hours in advance of the requested game. Credentials will be issued only to legitimate newsgathering agencies and are non-transferable. Any unauthorized use will result in confiscation of the credential and ejection from Oriole Park. Those approved for credentials may pick them up at Home Plate Plaza, located between Gates D & E, beginning four hours before game time.

BALLPARK & PRESS LEVEL ACCESS

Media must access the ballpark via Home Plate Plaza, which is located on the southwestern side of Oriole Park between Gates D & E. Home Plate Plaza opens four hours before game time. Media should be prepared to show identification to obtain their credentials. The press box is located on Level Two (Lower Press) and is to be used by print and non-rightsholder electronic outlets. Home and visiting radio and television broadcast from Level Three (Upper Press). Wireless Internet access is available on both levels. Login information to access the Internet from the press level is available in the lower press box.

PARKING

Limited parking for media is available in Lots A and B/C off of Lee Street. TV trucks may park in the ENG Lot next to Lot A. A hang tag or daily pass is required for access to each of these lots. Media without a parking pass must contact the Public Relations Department for a daily pass. Due to limited availability not all requests can be fulfilled.

PRESS DINING ROOM

Media with season, MLB, BBWAA or single-game credentials are invited to eat in the Press Dining Room on the Upper Press Level. Food service will begin two hours before the start of that day's game and continue until one hour after the game begins. Light refreshments and beverages are available in the Dining Room through the seventh inning. Due to space limitations, only credentialed media and club employees with game-time duties may eat in the Dining Room. We are unable to accommodate friends and family members.

FIELD ACCESS

Credentialed media may access the field at Camden Yards by taking the Home Plate Plaza elevators to the Basement Level and walking through the "Umpires' Tunnel" between the home and visiting clubhouses. The field area is open to media from the time Home Plate Plaza opens until 45 minutes before game time. Media are asked to remain on the warning track and between the two dugouts at all times.

CLUBHOUSE ACCESS

Only media with MLB, BBWAA or team-issued credentials have access to the clubhouses. Video cameras are permitted in the Orioles clubhouse prior to and after the game, but are restricted to tight interview shots. The clubhouses will open for media access 3 ½ hours before game time and close when the team takes the field for batting practice. Both clubhouses will open 10 minutes after the final out of each game. The trainer's area, players' lounge, batting cages, kitchen and shower areas are off-limits to media at all times. Media are not permitted to use cell phones in the clubhouse for phone calls, text messaging, tweeting, or other electronic distribution of information.



INTERVIEW ROOM

Orioles Manager Buck Showalter will be available to media in a group session before and after every home game. Pre-game interviews will take place in the Orioles dugout or the auxiliary clubhouse off the umpires' tunnel. Showalter's post-game media availability will be held in the auxiliary clubhouse.

O'S PUBLIC RELATIONS ON TWITTER

Media members may receive updates from the Orioles' public relations department via Twitter. Visit @OriolesPR to subscribe.

PHOTOGRAPHERS

Photographers are not permitted on the field at any time during the game. Camera wells are located at each end of the home and visitors dugouts. Camera positions will be designated by the Orioles' public relations department or team photographer. No still photographers are allowed in either clubhouse without the consent of the public relations department of each team.

NO AUTOGRAPHS

Autograph seeking is strictly prohibited for credentialed media members. Any member of the media who requests an autograph will have his/her credential and press access revoked.

BASEBALL WRITERS ASSOCIATION OF AMERICA BALTIMORE & WASHINGTON CHAPTERS

At Large - Mel Antonen 1988, Dan Daly 2007, Deron Snyder 2011; **Associated Press** - Dave Ginsburg 1994, Joseph White 2005, Howard Fendrich 2006; **Baltimore Sun** - Peter Schmuck 1980, Dan Connolly 2001 (Chapter Chairman), Eduardo Encina 2006, David Selig 2013; **Carroll County Times** - Patrick Stoetzer, 2013; **CSN Baltimore.com** - Rich Dubroff, 2013; **CSN Washington.com** - Mark Zuckerman 2001 (Chapter Vice Chairman); **ESPN.com** - Tim Kurkjian 1981; **FoxSports.com** - Ken Rosenthal 1987; **Sporting News** - David Steele 2005; **USA Today** - Gabe Lacques 2003, Paul Barzilay 2006, Paul White 2006; Steve Gardner 2011, Scott Boeck 2013; **Washington Examiner** - Thom Loverro 1993, Brian McNally, 2012; **Washington Times** - Marc Lancaster 2003, Amanda Comak 2011, Nathan Fenno 2012; **Washington Post** - Thomas Boswell 1978, John Feinstein 1993, Dave Sheinin 1998, Barry Svrluga 2005, Adam Kilgore 2010, James Wagner 2013; **Yahoo-Inc.com** - Les Carpenter 1997

HONORARY MEMBERS

Paul Attner, Kent Baker, John Eisenberg, William Gildea, Alan Goldstein, Dick Heller, Jim Henneman, David Hughes, Mark Hyman, Dave Kindred, Tony Kornheiser, Roch Kubatko, Bob Maisel, George Minot, Ken Nigro, George Solomon, Vito Stellino, Bill Tanton

2013 ORIOLES RADIO NETWORK

MARYLAND

WNAV-AM - 1430 AM - Annapolis, MD
WBAL-AM - 1090 AM - Baltimore, MD (FLAGSHIP)
 WCTR-AM - 1530 AM - Chestertown, MD
 WTBO-AM - 1450 AM - Cumberland, MD
 WFRB-AM - 560 AM - Frostburg, MD
 WARK-AM - 1490 AM - Hagerstown, MD
 *WIJK-AM - 1590 AM - Ocean City, MD
 *WIJK-FM - 105.1 FM - Ocean City, MD
 WICO-FM - 92.5 FM - Pocomoke City, MD
 WWXT-FM - 92.7 FM - Prince Frederick, MD
 WICO-AM - 1320 AM - Salisbury, MD
 WTHU-AM - 1450 AM - Thurmont/Frederick, MD
 WTTT-AM - 1470 AM - Westminster, MD

DISTRICT OF COLUMBIA

WSPZ-AM - 570 AM - Washington, DC
 WTEM-AM - 980 AM - Washington, DC

DELAWARE

WWTX-AM - 1290 AM - Wilmington, DE

NORTH CAROLINA

WGHB-AM - 1250 AM - Greenville, NC
 WDLX-AM - 930 AM - Washington, NC

PENNSYLVANIA

WIOO-AM - 1000 AM - Carlisle, PA
 WIOO-FM - 97.9 FM - Carlisle, PA
 WHVR-AM - 1280 AM - Hanover, PA
 WEEO-AM - 1480 AM - Shippensburg, PA
 WEEO-FM - 93.9 FM - Shippensburg, PA
 WBSA-AM - 910 AM - York, PA

VIRGINIA

WHAP-AM - 1340 AM - Hopewell, VA
 WBRG-AM - 1050 AM - Lynchburg, VA
 WBRG-FM - 104.5 FM - Lynchburg, VA
 WODY-AM - 1160 AM - Martinsville, VA
 WSVG-AM - 790 AM - Mount Jackson, VA
 WVSP-FM - 94.1 FM - Norfolk, VA
 WLEE-AM - 990 AM - Richmond, VA
 WKDW-AM - 900 AM - Staunton, VA
 WWXX-FM - 94.3 FM - Warrenton, VA
 *WAMM-AM - 1230 AM - Woodstock, VA

WEST VIRGINIA

WMRE-AM 1550 AM Charles Town, WV
 WEPM-AM 1340 AM Martinsburg, WV

* New in 2013



BALTIMORE ORIOLES

ORIOLES TELEVISION & RADIO

TELEVISION

ANNOUNCERS: Gary Thorne, Jim Hunter, Jim Palmer, Mike Bordick and Rick Dempsey

MASN, the television home of the Baltimore Orioles, is an independent regional sports network that televises every available Orioles game. The network is owned by the Orioles and Washington Nationals, and gives fans unmatched access to the action on the field and inside the game.

Before every game, MASN televises the Orioles exclusive pregame show, O's Xtra, with insights and analysis about the upcoming matchup.

After each game, MASN televises the O's Xtra postgame show, with highlights, player interviews and the Manager's press conference. All day long fans can keep up with MASN via [facebook.com/masnorioles](https://www.facebook.com/masnorioles) and via twitter @masnorioles.

MASN televises every Orioles game in high-definition on its two HD channels, MASN HD and MASN2 HD. All of MASN's cable, satellite and fiber optic distributors carry MASN HD and MASN2 HD on a consistent channel throughout the season. (Visit www.masnports.com for local listings.)

MASN carries 200 NCAA Division I football, basketball and lacrosse games, featuring local colleges and top-ranked programs, as well as other exciting regional sports programming.

MASN's exclusive television territory covers all or parts of six states and the District of Columbia, from Harrisburg, Pennsylvania to Charlotte, North Carolina. The network is carried by most cable and satellite providers in the mid-Atlantic region. For more information, visit www.masnports.com.

Again in 2013, MASN has partnered with WJZ-TV to broadcast a selection of games over the air.



MIKE BORDICK

Longtime Oriole and Orioles Hall of Fame member Mike Bordick is in his second year as a member of the MASN broadcast team, pairing with Jim Hunter or Gary Thorne as an analyst for half the O's games in 2013.

A 2011 inductee into the Orioles Hall of Fame, Bordick played for the Orioles for six seasons from 1997-2002. One of the best defensive players in club history, Bordick has the third-highest fielding percentage (.982) among shortstops with at least 1,000 games played in major league history, trailing only Omar Vizquel (.985) and Jimmy Rollins (.984).

In his 2002 season with the Orioles, Bordick had the best defensive season for a shortstop in major league history, setting a record for highest fielding percentage (.998), fewest errors (1), consecutive errorless games (110), fielding chances per game (4.9) and consecutive errorless chances (543). Bordick led AL shortstops with a .989 fielding percentage and 797 total chances in 1999 with the Orioles, a year in which he also led the AL in batting average against left-handed pitching (.406). Bordick's 14-year major league career also included time with the Oakland A's (1990-96), New York Mets (2000) and Toronto Blue Jays (2003). He batted .260 with 1,500 hits in his career, including .260 (674-2592) in 739 games with the Orioles.

Originally signed by the A's as a non-drafted free agent after playing in the Cape Cod League in 1986, Bordick was on Oakland's active roster for the 1990 World Series and appeared in three games for the A's. He also played in the 2000 World Series with the New York Mets after being traded from the Orioles that July and was named to the American League All-Star team that year as well.

Bordick played three years at the University of Maine, where he led the Bears to College World Series berths in 1984 and 1986. At the end of his playing career he completed his bachelors degree in kinesiology and physical education from Maine.

He spent the past 2010-11 seasons as Coordinator of Offensive Fundamentals for the Orioles' minor league system. As he did in 2012, Bordick will continue to work as a Special Assignment Instructor in the Orioles' minor league system when he is not in the broadcast booth.

Bordick and his wife, Monica, reside in Ruxton, Maryland with their six children.



TOM DAVIS



Baltimore native Tom Davis enters his 43rd year as a local sportscaster and begins his third year as the host of MASN's Mid Atlantic Sports Report. He will also work on television as a co-host of "O's Xtra," MASN's pre- and post-game shows. Davis previously spent 17 seasons as a host on Orioles telecasts on Home Team Sports (HTS) from 1984-2000. A five-time winner of the Maryland Sportscaster of the Year Award, Davis began his career as a weekend sportscaster for WBAL-TV in the early '70s. He also worked at WBAL Radio, had two stints at WCBM-AM and spent 17 years as a sportscaster for the "Rouse & Company Show" on WQSR-FM.

Tom's national sports broadcasting experience includes work with NBC-TV and NBC Radio, where he covered the NFL, 1987 Gator Bowl and the 1988 Summer Olympics. He also did play-by-play for a number of college football bowl games for the Mutual Radio Network and was a sideline reporter for ABC-TV's coverage of the USFL in 1983-84.

Davis served as play-by-play announcer for the first game played at M&T Bank Stadium on August 8, 1998, an exhibition game between the Baltimore Ravens and Chicago Bears. He lists one of his greatest thrills as calling Cal Ripken's 400th career home run in 1999.

In addition to his work on Orioles broadcasts, Davis hosts a sports talk show, "Wall to Wall Baseball," each Saturday afternoon on MASN. He also produces and hosts "Touchdown Baltimore" and "Take Me Out To The Ballgame," shows that profile the Baltimore Ravens and Orioles and air on MASN weekly during the teams' respective seasons. Starting in 2012, Davis returned to WBAL-AM to host "Wall to Wall Baseball" following the Orioles radio broadcasts.

A graduate of Calvert Hall College High School, Davis received a BS degree in Marketing from the University of Baltimore in 1971. He lives in Baltimore County with his wife Bonnie and is the father of three adult children, Malinda, Tad and Mandi. He has two grandchildren, Hunter and Georgia.

RICK DEMPSEY



Former Orioles catcher and 1983 World Series MVP Rick Dempsey is in his seventh year as a member of the Orioles broadcast team. He teams with Jim Hunter to host the "O's Xtra" pre- and post-game shows on MASN, and will also serve as an analyst on a selection of game broadcasts.

This season marks Dempsey's 46th year working in professional baseball. He played for 24 major league seasons with six teams, including 11 1/2 with the Orioles. Dempsey is tied for 8th all-time in seasons played and is one of only three catchers, along with Tim McCarver and Carlton Fisk, to play in four decades. He played on three World Series teams and won two championships, including 1983 when he was named the World Series MVP in the Orioles' 4-games-to-1 triumph over Philadelphia.

Rick batted .233 with 96 home runs and 471 RBI in his career, which began with the Minnesota Twins in 1969. He was traded to the New York Yankees in 1973 and, in 1976, to the Orioles as part of a 10-player swap that also brought the O's Tippy Martinez and Scott McGregor. He became the Orioles' regular catcher in 1977 and for 10 years was the Orioles' primary backstop, catching a club-record 1,222 games. After leaving the Orioles, Dempsey played for Cleveland (1987), Los Angeles (1988-90) and Milwaukee (1991) before returning to the Orioles for his final season in '92. He had a .988 career fielding percentage.

Dempsey began his post-playing career as a manager in the Los Angeles Dodgers' and New York Mets' farm systems, compiling a winning record in three of five seasons. He was a member of the Dodgers' major league coaching staff from 1999-2000 before returning to the Orioles as an analyst for Comcast SportsNet in 2001. From 2002-2006, he served as a first base coach, third base coach and bullpen coach on the Orioles coaching staff.

Rick and his wife, Joani, live in Westlake Village, a suburb of Los Angeles. They have two sons, John, who was a catcher in the St. Louis Cardinals and Kansas City Royals farm systems, and Christian. Rick's younger brother Pat was a minor league catcher for several teams, including the Orioles. His nephew, Gregg Zaun, was a catcher with the Orioles from 1995-96 and 2009. The son of an actor, Rick entertained crowds as a player during rain delays with his impersonations of Babe Ruth. He was elected to the Orioles Hall of Fame in 1997.

FRONT
OFFICE

ORIOLES
REACH

MANAGER &
COACHES

2013
ORIOLES

2012
IN REVIEW

COMPONENTS

MINOR
LEAGUES

RECORDS &
HISTORY

ORIOLE PARK

MEDIA



BALTIMORE ORIOLES



JIM HUNTER

Veteran broadcaster Jim Hunter is in his 17th year as a member of the Orioles broadcast team, including his 10th season in the TV booth on MASN. He is the host of "O's Xtra," MASN's Orioles pre-game and post-game shows and will also call play-by-play of O's games on MASN. He has also called play-by-play of MASN's coverage of college football and college basketball. Hunter was originally named as the Orioles' radio announcer on February 5, 1997 and brings to the booth 35 years of diversified broadcasting experience that ranges from Major League Baseball to the NFL to the Olympic Games.

Hunter, 54, came to Baltimore from CBS Radio Sports, where he had been since 1982. He had been a member of the network's MLB "Game of the Week" announcing team since 1986. He broadcasted the American League Championship Series, teaming with Hall of Famer Johnny Bench from 1990-92, and with the Orioles' first radio voice, Ernie Harwell, in 1993. In 1995, he called the National League Division Series and the NLCS, teaming with Jerry Coleman. In addition, Hunter hosted "Inside Pitch," the CBS Radio Sunday Night Baseball pre-game show.

During the off-season, Jim makes appearances in the community on behalf of the ball club and helping various charities. He's been an active part of the Johns Hopkins Pediatric Oncology Friends Committee, which raises money annually for children's cancer research.

When Jim began his career at the CBS Radio Network in '82, he served as the Saturday evening anchor of Sports Central USA. He was later assigned to host SportsBreak, a daily feature heard on CBS Radio from 1984-87. It was in 1987 that Jim was named full weekend anchor of Sports Central USA.

Jim's experience is varied and all-inclusive. In 1992 from Albertville, France and again in 1994 from Lillehammer, Norway, Hunter served as a studio anchor for CBS Radio's network coverage of the Winter Olympic Games. Also, he was the host for the NFL Preview and NFL pre-game and halftime reports. Jim has covered 12 Super Bowls. He began his broadcasting career in 1978 at WJLK Radio in Asbury Park, NJ.

A native of New Jersey, Hunter is a 1973 graduate of St. Benedict School and a 1977 graduate of St. John Vianney High School in Holmdel, NJ. He was inducted into his high school's athletic Hall of Fame for football and baseball in 1994. He attended Brookdale Community College and is a 1982 graduate of Seton Hall University in South Orange, NJ with a BA in Communication Arts.

His peers have recognized Hunter for his accomplishments on several occasions. In 2002, he was named Maryland Sportscaster of the Year by The National Sportscasters and Sportswriters Association. He also received the prestigious Radio/TV Media Excellence Award from the New Jersey Sportswriters Association in 1998.

Hunter resides in Fallston, MD with his wife Bonnie. They have three children. Jimmy (28) and Jeff (26) are graduates of Fallston HS and York College, PA. Allie (22) is a graduate of Fallston High School where she was a member of back-to-back state championship field hockey teams. She is a senior Communications major at George Mason University. They also have two faithful dogs, Bobby and Sadie.



JIM PALMER

The winningest pitcher in Orioles history, Hall of Famer Jim Palmer returns for his 21st season as an analyst on Orioles television broadcasts. He previously had done some play-by-play and analyst work on Oriole broadcasts on Home Team Sports and on WMAR-TV. Jim's biography and pitching record can be found on page 405.



GARY THORNE



Gary Thorne is one of the most recognizable voices in sports broadcasting, having covered Major League Baseball, the National Hockey League, the Olympics, NCAA basketball, football and hockey during his illustrious 48-year broadcasting career. This year marks his 28th season of play-by-play coverage of MLB and his seventh on Orioles MASN broadcasts.

Thorne has broadcast 10 World Series, 15 All-Star Games for MLB International TV and 12 NHL seasons, including Stanley Cup playoffs and finals for ABC/ESPN. He broadcast New York Mets games on radio and TV for 13 seasons, including the 1986 World Series.

Thorne served as president and was a member of the board of directors of the Baseball Assistance Team (BAT) for a number of years. He also has hosted both the BAT and MLB Players Alumni Association dinners and is a member of the Hockey Coaches Care Committee.

Thorne has covered three Olympics with CBS and NBC and has received four Emmys, one for his Orioles coverage on MASN in 2009, two for his work with Mets TV and one for his work broadcasting New Jersey Devils hockey. In 2013, he will host Hall of Fame induction day ceremonies at Cooperstown for the fifth time.

Thorne's first appearance on ESPN was in July 1988 for the inaugural Triple-A All-Star Game. He served as the original host and moderator in 1988 for "The Sports Reporters," the network's Sunday morning roundtable program and broadcast MLB on ESPN for 22 years, along with numerous other sports.

In 1989, Thorne served as the voice of the Chicago White Sox on WFLD-TV and teamed with Hall of Fame second baseman Joe Morgan on ABC's Thursday night MLB telecasts. He also broadcast games for the Baseball Network.

Thorne has also done play-by-play on SportsChannel America's National Hockey League telecasts (1988-92) and New Jersey Devils telecasts on SportsChannel New York (1987-92). Prior to that, he was the play-by-play commentator and director of broadcasting for the Maine Guides (1984), a Triple-A ball club which he co-owned from 1984-88. He also covered University of Maine hockey games for WBGW-AM and WABI-TV and radio from 1977-86.

Thorne is a 1970 graduate of the University of Maine with a Bachelor of Science Degree in Business. He graduated from the University of Maine School of Law in 1973 and received a doctorate in law in 1976 from the Georgetown University Law Center. He is a former assistant district attorney in Bangor, Maine, member of the Army JAG Corps and was admitted to the Bar of the United States Supreme Court in March 1977.

RADIO

ANNOUNCERS: Joe Angel and Fred Manfra

The Orioles continue their partnership with 1090 AM WBAL Radio in 2013. This season marks the 44th year since Baltimore returned to the major leagues 59 years ago that WBAL Radio has originated Orioles broadcasts. The station first broadcast O's games in 1957, the club's fourth season.

WBAL Radio will broadcast the entire 162-game regular season schedule, as well as 16 spring training games. The station will also air 30-minute pre- and post-game shows; a daily Manager's Report; "On Deck," a program that leads into the pre-game show; and an off-season Hot Stove Show.

This is the 13th year of the Orioles' partnership with WTEM (980 AM) to broadcast all games in the Washington, D.C. and Northern Virginia metropolitan area. In 2010 the Orioles entered a multi-year partnership with WSBA Radio to serve as their affiliate in York, PA. In all, there are over 34 stations on the Orioles Radio Network, covering six states and the District of Columbia. In addition, members of the military stationed overseas have the opportunity to listen to Orioles games on the American Forces Radio Network.

JOE ANGEL



Veteran baseball broadcaster Joe Angel will team with Fred Manfra for his 10th straight season as the "Voice of the Orioles" on radio.

A native of Colombia, South America, Joe has broadcast Major League Baseball for 36 years, including 13 seasons with the Orioles, 1988-90, 1992 and 2004-12. He also has worked for the San Francisco Giants, Oakland A's, Minnesota Twins and New York Yankees and was the original voice of the Florida Marlins. Joe also broadcast games on ESPN national telecasts during the 2001 season.



BALTIMORE ORIOLES

FRONT
OFFICE

ORIOLES
MANAGER &
COACHES

2013
ORIOLES
IN REVIEW

OPPONENTS

MINOR
LEAGUES

RECORDS &
HISTORY

ORIOLE PARK

MEDIA

Joe, 65, was born in Bogotá, Colombia. His family immigrated to Chicago seven years later before moving to San Francisco when Joe was 15. He attended Galileo High School in San Francisco, where he played baseball and football and was the quarterback of a team that featured O.J. Simpson as running back.

He worked in television and radio for many years in the Bay Area, including five years of Stanford University football and four years of University of San Francisco basketball.

Angel got his start in Major League Baseball in 1976, when he spent three years doing Giants games on KSFO radio. He also spent two years as the television play-by-play voice for the Oakland A's. He spent three seasons with the Minnesota Twins on WCOO radio, 1984-86, and joined the Orioles radio team for three years in 1988. Joe spent one year doing New York Yankees broadcasts in 1991 before returning to the Orioles, then left again to become the first voice of the Florida Marlins. He did play-by-play on Marlins broadcasts for eight years, 1993-2000, including their 1997 championship season. He then did play-by-play for ESPN regional telecasts before returning to the Bay Area to do Giants games on radio and television for two seasons, where he often teamed with his former Orioles broadcast partner, Jon Miller.

In his nearly 36 years of radio work with Major League Baseball, Joe has broadcast two World Series, 36 postseason games and six no-hitters. His signature calls of "In the WIN Column," "Wave it bye bye" and "Hasta la vista pelota" are well-known to Orioles fans.

Joe and his wife, Antoinette, make their home in El Dorado Hills, CA, and have three grown children: Tony, Natalie and Jonathan.



FRED MANFRA

It appeared inevitable that Fred Manfra's career plans would lead him to broadcasting Orioles games on the radio. One of his athletic highlights is hitting a double off the left field wall at Memorial Stadium in an American Legion game, and under his photo in the Patterson High School (class of '64) yearbook it says, "Fred's...future plans are in...Radio-T.V. work."

The Baltimore native returns for his 21st season as radio voice of the Orioles. The award-winning sportscaster came back to Charm City in 1993 after doing 22 sports shows every weekend since 1981 on more than 500 stations for the ABC Radio Information Network. Manfra worked for ABC Radio for

15 years, hosting weekend sports programs, along with a number of other assignments for the network.

When he moved into the Orioles broadcast booth in '93, it wasn't the first time he'd been heard doing O's games. In 1991, he did a series at Memorial Stadium and before that, in the late '70s, he periodically filled in on games for WBAL Radio. His baseball experience also included a stint with the Detroit Tigers on cable television in 1980.

Baseball is only one of many sports Manfra has announced. His resume includes some of the most prestigious events in the business, including NBA Finals and NBA All-Star Games (1985-91), 1984 Olympic men's and women's basketball and 1988 Olympic ice hockey, NHL Stanley Cup Finals and All-Star Game (1991), the Breeder's Cup (2000-2002) and Eclipse Award-winning broadcasts of horse racing's Triple Crown races (Kentucky Derby, Preakness at Pimlico and the Belmont Stakes) from 1982 through 2006.

His Olympic assignments have been varied and have taken him around the globe, including Sarajevo, Yugoslavia and Los Angeles (in 1984); Calgary and Seoul, South Korea (in 1988); Albertville, France and Barcelona, Spain (1992); and Lillehammer, Norway in February, 1994. His assignments have included men's and women's basketball in 1984 and ice hockey in 1988, as well as anchoring the Opening and Closing Ceremonies and other play-by-play and hourly updates.

Fred began his radio career in the early '70s at KREL in Corona, CA. He moved eastward with stops in Ventura, CA (KBBQ-FM/KBBY-FM); Davenport, IA (KSTT-AM); Milwaukee (WRIT-AM) and Detroit (WWJ-AM) in addition to AP Radio Network Sports in Washington, D.C., before settling in the New York area with ABC Network Radio.

He has done college football and basketball for the University of Iowa (1975) and the University of Michigan (1979-80), as well as USFL and Arena football, New York Knicks basketball, boxing and wrestling. He also had done voice work for Madison Square Garden and for professional football team highlights films and the Sports Year in Review for ABC Radio Network (1983-1998). Along the way, he has received numerous awards for his live action and studio reports. In 1996, Fred was inducted into the Patterson High School Hall of Fame, the same year Orioles owner Peter Angelos was also honored by the school.

Fred and his wife, Marlene, live in Fallston, MD and are active in local charity work. Fred is on the advisory board of the Salvation Army of Baltimore and the board of the Albert Close Foundation in Harford County, and Marlene is on the board of the National Kidney Foundation of Maryland and is also involved with Stella Maris hospice center. They have two adult daughters—Michelle, who lives in Massachusetts and works at Children's Hospital Boston; and Stephanie Beck Daniel, who resides in Hollywood, FL and works with the Alliance for a Healthier Generation.



SPRING TRAINING HISTORICAL INFORMATION

ED SMITH STADIUM

2700 12th Street
Sarasota, FL 34237
(941) 893-6300



Year	Site	W	L	Att.	Dates	Avg.	Year	Site	W	L	Att.	Dates	Avg.
1954	Yuma	16	12	10,684	4	2,671	1984	Miami	15	12	34,973	11	3,179
1955	Daytona	11	15	14,697	7	2,100	1985	Miami	14	14	55,659	15	3,711
1956	Scottsdale	10	19	15,699	9	1,733	1986	Miami	14	15	50,592	13	3,892
1957	Scottsdale	14	19	15,568	9	1,730	1987	Miami	13	15	54,749	16	4,211
1958	Scottsdale	11	19	16,092	11	1,463	1988	Miami	9	19	44,567	10	4,457
1959	Miami	17	8	25,771	13	1,982	1989	Miami	14	15	45,746	14	3,268
1960	Miami	16	13	39,158	19	2,060	1990	Miami	6	9	8,136	4	2,034
1961	Miami	12	16	46,419	16	2,901	1991	Sarasota	14	16	11,491	5	2,298
1962	Miami	13	11	43,816	16	2,739	1992	St. Petersburg	17	11	74,801	11	6,800
1963	Miami	17	10	52,748	14	3,768	1993	Sarasota/St. Pete.	16	10	59,169	12	4,931
1964	Miami	16	12	49,257	15	3,284	1994	Sarasota/St. Pete.	15	15	64,478	13	4,960
1965	Miami	12	16	55,602	14	3,972	1995	Sarasota/St. Pete.	7	4	-	-	-
1966	Miami	15	11	51,372	17	3,022	1996	Ft. Lauderdale	13	13	63,058	12	5,255
1967	Miami	14	13	50,513	11	4,592	1997	Ft. Lauderdale	18	13	62,846	15	4,190
1968	Miami	12	12	47,208	15	3,147	1998	Ft. Lauderdale**	17	11	70,224	15	4,682
1969	Miami	19	5	33,210	13	2,555	1999	Ft. Lauderdale	13	12	77,068	14	5,505
1970	Miami	11	12	34,995	11	3,181	2000	Ft. Lauderdale	13	16	71,594	13	5,507
1971	Miami	14	13	45,185	13	4,108	2001	Ft. Lauderdale	18	13	75,007	14	5,358
1972	Miami	10	8	42,522	10	4,252	2002	Ft. Lauderdale	20	9	74,047	14	5,289
1973	Miami	13	11	47,003	13	3,616	2003	Ft. Lauderdale	14	14	71,453	14	5,103
1974	Miami	11	11	40,247	12	3,354	2004	Ft. Lauderdale	12	16	82,695	14	5,907
1975	Miami	18	9	41,623	13	3,202	2005	Ft. Lauderdale	15	11	92,546	14	6,610
1976	Miami	4	11	29,123	8	3,640	2006	Ft. Lauderdale	13	17	80,220	14	5,730
1977	Miami	14	10	51,918	11	4,720	2007	Ft. Lauderdale	16	13	89,498	15	5,967
1978	Miami	13	11	57,812	12	4,818	2008	Ft. Lauderdale**	10	17	74,368	14	5,312
1979	Miami	10	15	44,310	12	3,693	2009	Ft. Lauderdale	13	21	73,415	16	4,588
1980	Miami	7	14	30,321	9	3,369	2010	Sarasota*	12	17	102,219	15	6,815
1981	Miami	12	13	42,282	10	4,228	2011	Sarasota**	15	15	115,506	16	7,219
1982	Miami	14	12	29,683	13	2,283	2012	Sarasota***	11	13	106,398	15	7,093
1983	Miami	15	11	34,883	15	2,236							

* Also played to one tie

** Also played to two ties

*** Also played to six ties

FORD C. FRICK AWARD WINNERS

In addition to longtime Orioles voice Chuck Thompson, four other Orioles broadcasters have won the Ford C. Frick Award: Ernie Harwell ('54-'59), Herb Carneal ('57-'61), Bob Murphy ('60-'61) and Jon Miller ('83-'96).

1978 Mel Allen & Red Barber	1987 Jack Buck	1996 Herb Carneal	2005 Jerry Coleman
1979 Bob Elson	1988 Lindsey Nelson	1997 Jimmy Dudley	2006 Gene Elston
1980 Russ Hodges	1989 Harry Caray	1998 Jaime Jarrin	2007 Denny Matthews
1981 Ernie Harwell	1990 Byrum Saam	1999 Arch McDonald	2008 Dave Niehaus
1982 Vin Scully	1991 Joe Garagiola	2000 Marty Brennaman	2009 Tony Kubek
1983 Jack Brickhouse	1992 Milo Hamilton	2001 Felo Ramirez	2010 Jon Miller
1984 Curt Gowdy	1993 Chuck Thompson	2002 Harry Kalas	2011 Dave Van Horn
1985 Buck Canel	1994 Bob Murphy	2003 Bob Uecker	2012 Tim McCarver
1986 Bob Prince	1995 Bob Wolff	2004 Lon Simmons	2013 Tom Cheek



BALTIMORE ORIOLES

2013 SPRING TRAINING SCHEDULE

Day	Date	Opponent	Location	Time
Saturday	February 23	Minnesota Twins	Sarasota	1:05
Sunday	February 24	at Toronto Blue Jays (ss)	Dunedin	1:05
Monday	February 25	New York Yankees	Sarasota	1:05
Tuesday	February 26	at Pittsburgh Pirates	Bradenton	1:05
Wednesday	February 27	at New York Yankees	Tampa Bay	1:05
		Boston Red Sox	Sarasota	7:05
Thursday	February 28	at Minnesota Twins	Ft. Myers	1:05
Friday	March 1	Pittsburgh Pirates (ss)	Sarasota	1:05
Saturday	March 2	at Tampa Bay Rays	Port Charlotte	1:05
Sunday	March 3	Philadelphia Phillies (ss)	Sarasota	1:05
Monday	March 4	OFF DAY	-	-
Tuesday	March 5	at Toronto Blue Jays	Dunedin	1:05
Wednesday	March 6	Spain (WBC)	Sarasota	1:05
Thursday	March 7	Toronto Blue Jays	Sarasota	1:05
Friday	March 8	at Pittsburgh Pirates	Bradenton	7:05
Saturday	March 9	at Boston Red Sox	Ft. Myers	7:05
Sunday	March 10	Pittsburgh Pirates (ss)	Sarasota	1:05
Monday	March 11	at Pittsburgh Pirates	Bradenton	1:05
Tuesday	March 12	OFF DAY	-	-
Wednesday	March 13	at Minnesota Twins	Ft. Myers	7:05
Thursday	March 14	Tampa Bay Rays	Sarasota	1:05
Friday	March 15	Boston Red Sox (ss)	Sarasota	1:05
Saturday	March 16	at Toronto Blue Jays	Dunedin	1:05
Sunday	March 17	Minnesota Twins	Sarasota	1:05
		at Philadelphia Phillies	Clearwater	1:05
Monday	March 18	OFF DAY	-	-
Tuesday	March 19	at Boston Red Sox	Ft. Myers	1:35
Wednesday	March 20	Toronto Blue Jays	Sarasota	1:05
Thursday	March 21	Pittsburgh Pirates	Sarasota	7:05
Friday	March 22	at Tampa Bay Rays (ss)	Port Charlotte	1:05
Saturday	March 23	Philadelphia Phillies	Sarasota	1:05
Sunday	March 24	at Pittsburgh Pirates	Bradenton	1:05
Monday	March 25	Boston Red Sox	Sarasota	1:05
Tuesday	March 26	at Minnesota Twins	Ft. Myers	1:05
Wednesday	March 27	New York Yankees	Sarasota	7:05
Thursday	March 28	Tampa Bay Rays	Sarasota	7:05
Friday	March 29	State College of Florida	Sarasota	2:05
Saturday	March 30	New York Mets	Sarasota	12:05

EXHIBITION GAMES PLAYED AWAY FROM SPRING TRAINING SITE

The following games were played away from the teams spring training site, and their attendance is not counted in attendance chart:

1988	3/11 at Joe Robbie Stadium- 24, 247	1991	3/30 at Joe Robbie Stadium- 67,654
	3/12 at Joe Robbie Stadium- 17, 830		3/31 at Joe Robbie Stadium- 57,359
	4/3 at RFK Stadium- 36, 123		4/6 at RFK Stadium- 37,448
1989	3/11 at Joe Robbie Stadium- 20, 130		4/7 at RFK Stadium- 43,264
	3/25 at Joe Robbie Stadium- 26, 417	1992	4/3 at OP@CY- 31,286
	4/1 at RFK Stadium- 24, 877		4/4 at RFK Stadium- 20,551
	4/2 at RFK Stadium- 37,204	1993	4/2 at OP@CY- 20,412
1990	3/31 at Joe Robbie Stadium- 21,841		4/3 at RFK Stadium- 23,575
	4/1 at Joe Robbie Stadium- 24,597	1994	4/2 at OP@CY- 46,950
	4/7 at RFK Stadium- 21, 298	1995	4/23 at OP@CY- 24,010
		1996	3/30 at OP@CY- 19,543
		1997	3/30 at OP@CY- 9,950

FRONT
OFFICE

ORIOLES
REACH

MANAGER &
COACHES

ORIOLES
2013

IN REVIEW
2012

OPPONENTS

MINOR
LEAGUES

RECORDS &
HISTORY

ORIOLE PARK

MEDIA



Seating areas and prices are subject to change.

*Includes LF Club seat plus unlimited hotdogs, soda, and select menu items.
 **Minimum of 24 people per group. Price includes \$15 food/beverage voucher.
 ***Price includes 4 tickets plus LF All Inclusive Picnic Bash menu.

**** Bargain Dates: Every Tuesday all Upper Reserve, LF Upper Box and LF Upper Reserve are \$8, \$9 or \$10.

Available on a single game basis when purchased at least one day before the game

**SEATING AREAS AND PRICES
ARE SUBJECT TO CHANGE.**



BALTIMORE ORIOLES

2013 ORIOLES SEASON SCHEDULE

APRIL

SUN	MON	TUE	WED	THU	FRI	SAT
		3:10 TB	7:10 TB	3:10 TB	3:05 MIN	7:05 MIN
1:35 MIN	7:05 BOS		7:10 BOS	7:10 BOS	7:05 NYY	4:05 NYY
8:05 NYY		7:05 TB	7:10 TB	7:05 TB	7:05 LAD	7:05 LAD
1:35 LAD	7:05 TOR	7:05 TOR	12:35 TOR	10:07 OAK	10:07 OAK	4:07 OAK
4:07 OAK	10:10 SEA	10:10 SEA				

HOME GAME
 AWAY GAME

MAY

SUN	MON	TUE	WED	THU	FRI	SAT
			10:10 SEA	10:05 LAA	10:05 LAA	4:05 LAA
3:35 LAA		7:05 KC	7:05 KC	7:05 KC	8:10 MIN	7:10 MIN
2:10 MIN		7:05 SD	12:35 SD		7:05 TB	4:05 TB
1:35 TB	7:05 NYY	7:05 NYY	7:05 NYY	7:07 TOR	7:07 TOR	1:07 TOR
1:07 TOR	1:05 WAS	7:05 WAS	7:05 WAS	7:05 WAS	7:05 DET	

PRIME GAME

JUNE

SUN	MON	TUE	WED	THU	FRI	SAT
						4:05 DET
1:35 DET		8:10 HOU	8:10 HOU	2:10 HOU	7:10 TB	4:10 TB
1:40 TB	7:05 LAA	7:05 LAA	12:35 LAA	7:05 BOS	7:05 BOS	4:05 BOS
1:35 BOS	7:05 DET	7:05 DET	1:05 DET	7:07 TOR	1:07 TOR	7:15 TOR
7:05 TOR	7:05 CLE	7:05 CLE	7:05 CLE	7:05 CLE	7:05 NYY	

FOR FULL OR PARTIAL SEASON PLANS,
 CALL 888-848-BIRD

JULY

SUN	MON	TUE	WED	THU	FRI	SAT
		8:10 CWS	7:10 CWS	2:10 CWS	7:05 NYY	1:05 NYY
1:05 NYY	7:05 TEX	7:05 TEX	7:05 TEX	7:05 TEX	7:05 TOR	4:05 TOR
1:35 TOR					8:05 TEX	8:05 TEX
7:05 TEX	8:10 KC	8:10 KC	8:10 KC	8:10 KC	7:05 BOS	7:05 BOS
7:05 BOS		7:05 HOU	7:05 HOU			

ALL-STAR BREAK
 B BARGAIN NIGHT
 S STUDENT NIGHT

AUGUST

SUN	MON	TUE	WED	THU	FRI	SAT
				7:05 HOU	7:05 SEA	7:05 SEA
1:35 SEA		10:10 SD	3:40 SD	10:15 SF	4:05 SF	
4:05 SF	9:40 ARI	9:40 ARI	3:40 ARI	7:05 COL	7:05 COL	
1:35 COL	7:05 TB	7:05 TB	7:05 TB	7:05 OAK	4:05 OAK	
1:35 OAK	7:10 BOS	7:10 BOS	7:10 BOS	7:05 NYY	1:05 NYY	

DATES AND TIMES ARE
 SUBJECT TO CHANGE

SEPTEMBER

SUN	MON	TUE	WED	THU	FRI	SAT
1:05 NYY	4:05 CLE	7:05 CLE	7:05 CLE	7:05 CWS	7:05 CWS	7:05 CWS
1:35 CWS	7:05 NYY	7:05 NYY	7:05 NYY	7:05 NYY	7:07 TOR	1:07 TOR
1:07 TOR		7:10 BOS	7:10 BOS	7:10 BOS	7:10 TB	7:10 TB
1:40 TB	3:10 TB	7:05 TOR	7:05 TOR	7:05 TOR	7:05 BOS	7:05 BOS
1:35 BOS						

Orioles.com



Orioles.com
 888-848-BIRD