



2013 TAMPA BAY BUCCANEERS

MEDIA GUIDE

 IT'S A BUCS LIFE





2013 SCHEDULE

PRESEASON

1		BALTIMORE RAVENS	THU 08/08 7:30 PM
2		@NEW ENGLAND PATRIOTS	FRI 08/16 8:00 PM
3		@MIAMI DOLPHINS	SAT 08/24 7:30 PM
4		WASHINGTON REDSKINS	THU 08/29 7:30 PM

REGULAR SEASON

1		@NEW YORK JETS	SUN 09/08 1:00 PM
2		NEW ORLEANS SAINTS (HOME OPENER)	SUN 09/15 4:05 PM
3		@NEW ENGLAND PATRIOTS	SUN 09/22 1:00 PM
4		ARIZONA CARDINALS	SUN 09/29 1:00 PM
5	BYE		
6		PHILADELPHIA EAGLES	SUN 10/13 1:00 PM
7		@ATLANTA FALCONS	SUN 10/20 1:00 PM
8		CAROLINA PANTHERS	THU 10/24 8:25 PM
9		@SEATTLE SEAHAWKS	SUN 11/03 4:05 PM
10		MIAMI DOLPHINS	MON 11/11 8:40 PM
11		ATLANTA FALCONS	SUN 11/17 1:00 PM
12		@DETROIT LIONS	SUN 11/24 1:00 PM
13		@CAROLINA PANTHERS	SUN 12/01 1:00 PM
14		BUFFALO BILLS	SUN 12/08 1:00 PM
15		SAN FRANCISCO 49ERS	SUN 12/15 1:00 PM
16		@ST. LOUIS RAMS	SUN 12/22 1:00 PM
17		@NEW ORLEANS SAINTS	SUN 12/29 1:00 PM

HOME GAMES IN RED ALL TIMES EASTERN

ALL SUNDAY AFTERNOON GAMES IN WEEKS 11-17 ARE SUBJECT TO TIME CHANGES AS PART OF THE NFL'S FLEX SCHEDULING

ONE BUCCANEER PLACE



BY THE NUMBERS

136,320 TOTAL SQUARE FEET • 33 ACRES • 3 PRACTICE FIELDS • 3,300 SQUARE FOOT AUDITORIUM • 5,000 SQUARE FOOT LOCKER ROOM 7,900 SQUARE FOOT WEIGHT ROOM • 3,500 SQUARE FOOT DINING ROOM • 4,600 SQUARE FOOT MEDIA WORK ROOM & STUDIO

They grace the Bay area skyline as twin monuments to the power and passion of professional football: Raymond James Stadium, “The Crown Jewel of the NFL,” and its partner in excellence, One Buccaneer Place, the Tampa Bay Buccaneers training facility.

Upon its opening in 2006, the Buccaneers’ home was touted as the standard by which all future sports facilities would be measured, and it continues to awe visitors today. No effort was spared in the creation of the expansive complex, which is equipped with every modern amenity and the latest tools of the profession.

The team headquarters is a combination of function, style and space - much, much more space than the Buccaneers had previously enjoyed prior to the organization’s move. The facility encompasses 136,320 square feet covering 33 acres and includes three meticulous practice fields behind the main buildings.

The facility raised the bar in every category of team preparation, from its massive locker room to the strength and conditioning center. Add

in the team auditorium, media workroom and studio, a remarkably well-equipped team dining room and countless other features and you have one of the top team headquarters in the League.

“This facility gives our players, coaches and staff an unparalleled environment in which to work,” said Buccaneers Co-Chairman Joel Glazer.

The signature of One Buccaneer Place is its spectacular entrance, which is adorned with the world’s largest football. The sleek steel-and-glass construct is five stories tall, point to point, and angles against the main building as if it were on a tee, ready to start the game.

The two-story main building stretches away to both sides of the football centerpiece, fronted by appealing walls of glass that reflect notable features of Raymond James Stadium. Inside, the building is state-of-the-art in every way, from the rehabilitation pools in the training room to fully-integrated video equipment in every meeting room and coach’s office. It is, simply, the ideal place to build a championship football team.



TABLE OF CONTENTS

OWNERSHIP

Malcolm Glazer.....	4
Bryan Glazer.....	7
Joel Glazer.....	9
Edward Glazer.....	11
Darcie Glazer Kasewitz.....	13

COMMUNITY

Glazer Family Foundation.....	15
Buccaneers in the Community.....	17

FRONT OFFICE

Brian Ford.....	21
Mark Dominik.....	22
Greg Schiano.....	25
Assistant Coaches.....	27
All-Time Coaches Roster.....	55
Football Staff.....	59
Buccaneers Staff.....	77
Staff Directory.....	83
2012-13 NFL Calendar.....	86

PLAYERS

Veterans.....	88
Draft Picks.....	286
Rookie Free Agents.....	292
Alphabetical Roster.....	296
Numerical Roster.....	298
Pronunciation Guide.....	298

2012 REVIEW

Regular Season Statistics.....	300
Preseason Statistics.....	302
Starting Lineups.....	303
Participation Chart.....	304
Personnel Log.....	306
Game-by-Game Team Statistics.....	309
Game-by-Game Individual Statistics.....	313
Team Rankings.....	318
NFL Standings.....	319

HISTORY

Historical Highlights.....	321
All-Time Honors.....	336
Pro Bowl Buccaneers.....	339
NFC Honors.....	340
Additional Awards.....	341
Year-by-Year Scores.....	342
Preseason Win-Loss Summary.....	361
Regular Season Win-Loss Summary.....	361

CREDITS

2013 TAMPA BAY BUCCANEERS MEDIA GUIDE

EXECUTIVE EDITOR: Nelson Luis

LAYOUT AND ASSOCIATE EDITOR: Chris King

ASSISTANT EDITORS: Allen Barrett, Michael Pehanich, Kelly Schutz, Scott Smith, Raj Prashad, Kelsey Appleton, Peter Volmut, Alison Kissinger, Tots

DESIGN ASSISTANCE: Jason Turner, Jon Turner, Jared Tapp, Mutt Industries

EDITORIAL ASSISTANCE: Kevin Brown, Clark Moss, Jeff Ryan, Christy Schnell, Jenna Smith, Amy Weber

COVER DESIGN: Jon Turner and Jared Tapp

Postseason Win-Loss Summary.....	362
Team-by-Team Results.....	362
All-Time Divisional Standings.....	365
All-Time Attendance.....	366
All-Time Roster.....	367
Draft History.....	381
Free Agency History.....	385
Year-by-Year Individual Leaders.....	388
Year-by-Year Records.....	393
All-Time Head Coaches Records.....	393
Home-Away Records.....	394
Starting Quarterbacks by Year.....	395
Year-by-Year Team Statistics.....	397
Franchise Milestones.....	400
Year-by-Year Season Summaries.....	401
All-Time Playoff Game Recaps.....	438
Buccaneers Super Bowl Ring.....	454

RECORDS

Individual Records.....	456
Team Records.....	459
Opponent Individual Records.....	463
Opponent Team Records.....	465
Two-Team Records.....	466
Half-Game Records.....	466
Rookie Records.....	467
Miscellaneous Records.....	467
Career Top Tens.....	468
Season Top Tens.....	471
Playoff Records.....	474
Playoff Leaders.....	477
Top Buccaneer Performances.....	478
Top Opponent Performances.....	485
Longest Plays.....	491

SIDELINES

John McKay.....	494
Lee Roy Selmon.....	495
Jimmie Giles.....	496
Paul Gruber.....	497
Warren Sapp.....	498
Raymond James Stadium.....	499
One Buccaneer Place.....	504
Super Bowls in Tampa.....	508
Raymond James Financial.....	510
Buccaneers Preseason Television.....	514
Buccaneers Radio Network.....	515
2012 NFL Schedule.....	516
Buccaneers.com.....	518
Buccaneers Cheerleaders.....	519
Media Information.....	520

PHOTOGRAPHY: Matt May, Mike Carlson, Jason Parkhurst, Tampa Bay Buccaneers, Associated Press, Getty Images, Pro Football Hall of Fame, Tiffany & Co., Hunt Construction Group.

Research assistance provided by Santo Labombarda from the Elias Sports Bureau and Nick Stamm from Stats, Inc.

Special thanks to all past Buccaneers Public Relations staff members who have contributed to this publication through the years.

Additional thanks to Paul Stewart of Bucs UK.

OWNERSHIP



MALCOLM GLAZER

OWNER/PRESIDENT



When Malcolm Glazer triumphantly hoisted the Lombardi Trophy on January 26, 2003, after his Tampa Bay Buccaneers emphatically defeated the Oakland Raiders 48-21 in Super Bowl XXXVII, his celebratory smile signified to a world-wide audience that the Buccaneers had indeed arrived.

That world championship – the franchise's first in its then 27-year history – marked the fulfillment of a vow by Glazer and his family to not only restore the long-lost success of Tampa's much-beloved franchise, but to in fact, surpass all previous standards by capturing the team's first Super Bowl Championship.

A dynamic business leader, Glazer has, through his dedication and diligence, helped mold the Buccaneers into a model franchise, one respected league-wide and one other sports franchises endeavor to emulate.

Since being purchased by Glazer on January 16, 1995, the Buccaneers franchise has experienced a dramatic upswing in its fortunes, earning seven playoff berths, five playoff wins, and capturing its first Super Bowl championship. In 2005, the team notched its 100th overall victory with the Glazers at the helm. Prior to the Glazer family's ownership, the Buccaneers had won just 87 games in 19 seasons, posting just a .300 winning percentage. In addition, the Buccaneers' have seen seven playoff appearances since 1999, whereas, previously, the franchise had advanced to the postseason just three times in the previous 19 years, from 1976-94.

Tampa Bay also eclipsed the club record for wins in a regular season with 12 in 2002. In fact, the top five single-season win totals in club history (12 in 2002, 11 in 2005, 11 in 1999, 10 in 2010, 10 in 2000 and 10 in 1997) have all come under Glazer's stewardship, and Tampa Bay was the only team in the league to play in the postseason each year from 1999 to 2002. The 2007 campaign saw the Buccaneers claim their third NFC South Division title in six years, the sixth division crown in franchise history.

"Outside of the X's and O's, Mr. Glazer is why we're here," said former Pro Bowl Tampa Bay FB Mike Alstott. "He came in and built the franchise up, allowed us to get some players in here that cared about winning. It has to start from the owner if you're going to get anywhere and be competitive in this league."

The drive to the Super Bowl title began when Glazer hired Jon Gruden as the Buccaneers' seventh head coach in club history on February 18, 2002. Gruden, then one of the rising coaching stars in the National Football League, became the youngest head coach in league history to win a Super Bowl. He was also the first veteran head coach in the history of the NFL to lead his team to the Super Bowl in his first season with a new team.

With his first Super Bowl title in hand, Glazer set his sights on continued success and that drive led to another significant improvement. On March 17, 2004, the Buccaneers unveiled plans for their new, 136,320 square-foot state-of-the-art training center. The new facility, considered the largest free-standing training structure of its kind in professional sports at the time, opened to rave reviews in August of 2006, following training camp.

The spectacular and innovative facility, located mere blocks from Raymond James Stadium, includes a breathtaking entrance, which features the world's largest football, towering nearly five stories tall. One Buccaneer Place, as it is called, provides the ideal training environment to continue Tampa Bay's winning tradition.

"Just like our stadium, our new training facility and administrative offices are the finest in the NFL," Glazer says. "To ensure that our facility would be the best, we sent our football and administrative staffers to visit what we felt were the best NFL training facilities and, in some cases, the best collegiate facilities in the country. We instructed our people to take notes and photographs, and to design their respective areas the way they wanted them to be once the facility was finished. The information our people returned with was amazing. We then took that information, presented it to the architects, and let them create the NFL's best training facility."

In 2012, the Glazer family undertook the critical task of selecting the next head coach for the Buccaneers. The exhaustive search left no stone unturned in the hunt for the man most capable of maximizing the young team's talent. When Greg Schiano's hire was announced on January 26, the move was hailed as an innovative and outside-the-box solution. Schiano, known for instilling integrity and discipline, joined the Buccaneers from Rutgers University, where he served as the head coach from 2001-11. Schiano was single-handedly credited with putting the program on the map. The Glazer family's decision signaled a commitment to moving the Buccaneers forward into a successful future.

Indeed, in 2012, the team showed growth and great potential, ending the season with the top rushing defense in the league and setting several franchise records, including the club's first-ever 4,000-yard passing season (Josh Freeman; 4,065) and top rushing total for a rookie (Doug Martin; 1,454). Three Buccaneers – Gerald McCoy, Vincent Jackson and Doug Martin – were elected to the Pro Bowl following the season, and three rookie draft picks – Mark Barron, Doug Martin and Lavonte David – were named to the PFW/PFWA All-Rookie Team.

Known among his league peers for years as a pioneering thinker, Glazer has infused his team and employees with the determination and dedication to be the best in the NFL. Glazer's commitment to building a championship organization has provided the foundation for continued success, on and off the field. That success resulted in a vast and enthusiastic following that has been unmatched in franchise history.

Glazer has successfully constructed a multi-faceted plan, which calls for stable ownership, a talented coaching staff, knowledgeable personnel executives, and a solid business partnership within the Tampa/St. Petersburg communities. The most visible aspect of this plan's success is Tampa Bay's Raymond James Stadium. The home of the Buccaneers offers an unmatched game-day atmosphere for fans and players alike. In the fall of 2006, FoxSports.com named Raymond James Stadium the best in the National Football League. In addition, the stadium was rated as having the second-best natural grass turf in the League in 2010 and 2008, according to a biennial survey conducted of the league's players. The home of the Buccaneers has also ranked first in four previous surveys, since RJS opened in 1998.

Glazer has devoted a significant amount of time working to make the organization more fan-friendly by greatly increasing fan activities at Buccaneer home games, through the expansion of the club's community relations and special events departments. His mandate to enhance the team's visibility in the community was reflected through increased appearances by Buccaneers players, coaches, cheerleaders and front office officials in recent years.

"It is important for us to succeed on the field, but I want us to be good citizens in our community as well," Glazer says. "We are role models. Children and adults look up to us. I want us to set the right example."

Glazer's input has been sought on the league level as well, as evidenced by his time serving on the NFL's Finance Committee. He has also played a major role in Tampa becoming a host for the Super Bowl on several occasions. In May 2005, the Bay area was awarded Super Bowl XLIII, marking the second time during Glazer's ownership the area welcomed the world's most spectacular event. Glazer played a significant role in helping to land each of the Super Bowls to Raymond James Stadium.

In May 2009, the Glazer family was honored with the prestigious Gonzmart Family Ambassador of the Year Award, as part of the 26th annual National Tourism Week, presented by Tampa Bay & Company. The Ambassador award was presented to the Glazer Family in recognition of their efforts to help the tourism industry in the Bay area, as well as their impact on the community overall. One very prominent example of the Glazer Family's impact in Tampa Bay in 2009 was the hosting of Super Bowl XLIII at Raymond James Stadium on February 1, 2009.

During the 1999 offseason, Glazer launched the much-anticipated Glazer Family Foundation, which is dedicated to assisting charitable and educational causes in the Tampa Bay community. In its 14 years of existence, the Foundation has donated millions in programs, tickets, grants and in-kind contributions. The Foundation gifted \$5 million toward the construction of a new children's museum—The Glazer Children's Museum—in downtown Tampa, which opened on September 25, 2010. For its wide-reaching charitable efforts, the Tampa Bay Sports Commission named the Glazer Family Foundation the Foundation of the Year at the inaugural Sneaker Soiree held in June 2011.

The Glazer Family Foundation continues to support a wide variety of community programs throughout the Tampa Bay area. The Foundation has donated grant money to more than 175 non-profit organizations, provided more than two million Buccaneer bookmarks to public libraries throughout seven Bay area counties and supplied 20,000 backpacks to more than 130 organizations for its back-to-school program. The Foundation has also played a crucial role in the continued development of two local NFL Y.E.T. Centers, recently supplying the funding for the newly constructed Glazer Family Fields at Jackson Heights and Mort Park.

In 2009, the Glazer Family Foundation introduced a new initiative: the Vision Mobile. The Vision Mobile is an extension of the Glazer Family Foundation's Vision Program, a program to provide local school-children with an opportunity to have vision problems identified. Malcolm Glazer benefited from vision services as a student, and as a result he adopted the Vision Program in 2006 to ensure that local youth received vision screening support. The Vision Mobile provides the next step in vision services to not only detect, but correct students' ability to see, providing comprehensive vision exams and prescription glasses to children at no charge.

Glazer's philanthropic and charitable activities have also included the Tampa Bay Sports Commission, an organization that promotes amateur sports activities. Glazer has committed \$2 million dollars to the Commission.

In 2005, Glazer purchased the world's most popular and valuable sports team, Manchester United. The club has captured five Premier League titles (2007, 2008, 2009, 2011 and 2013), as well as the 2008 Champions League title.

Born in Rochester, New York as one of seven children, Glazer took over the family watch-parts business at age 15 following the death of his father. A successful entrepreneur, Glazer first expanded the company, and then continued his foray into the professional world, investing in other businesses. Glazer owns, has owned or has been a substantial shareholder of a diverse portfolio of international holdings and public companies, including: First Allied, Zapata Corporation, Houlihan's Restaurant Chain, Harley Davidson, Formica, Tonka, Specialty Equipment and Omega Protein.

A resident of Palm Beach, Florida, Glazer and his wife, Linda, have six children and 14 grandchildren.

- NFL COMMISSIONER ROGER GOODELL ON THE GLAZER FAMILY -

"The Glazers, first and foremost, are a close family that is very devoted to family and family values. They are also, quite obviously, smart business managers and very successful in multiple arenas. They are engaging and fun to be around, and they give their time to league committees and issues that have helped us be a better league.

The Glazer family transformed the franchise after acquiring it in 1995. They have rebuilt it, given it a new look and created an entirely new and positive image. They put together an exciting winning team, including the franchise's first Super Bowl appearance and victory during the 2002 season when the Bucs beat the Oakland Raiders in Super Bowl XXXVII. The Bucs have been in the playoffs seven times under the Glazers, won four division titles, and had six 10-win seasons.

They also have ensured that the entire Bucs organization plays a strong role in serving the community. The Glazers lead a model program and have produced a winning franchise on and off-the-field. The Glazers also provided tremendous leadership in the building of an outstanding new stadium and a first-class team facility. They have been very instrumental in bringing multiple Super Bowls to the Tampa Bay community, including the great Steelers-Cardinals game."

BRYAN GLAZER CO-CHAIRMAN



Co-Chairman of the Tampa Bay Buccaneers Bryan Glazer—entering his 19th year with the team in 2013—has helped revitalize the Buccaneers franchise and brand. Possessing an acute business sense, Glazer, who oversees many of the day-to-day operations of the club, has shaped the Buccaneers into one of the most recognizable and successful franchises in the National Football League and has become a leader in the Bay area, recognized for his tremendous community work.

Since Glazer assumed his current role with the club, the Buccaneers have posted 142 regular season wins and five playoff wins, one of the most successful stretches in club history. Tampa Bay reached the playoffs for the fourth consecutive time in 2002, the only team in the league to head to the postseason all four years from 1999-2002. In addition, the Buccaneers have seen seven playoff appearances since 1997. Prior to the Glazers' arrival, the franchise advanced to the postseason just three times in the previous 19 years, from 1976-94.

Glazer and his entire family were on hand as Tampa Bay claimed its first NFL title with a 48-21 victory over Oakland in Super Bowl XXXVII on January 26, 2003 in San Diego. The Buccaneers, who were making their first appearance in the NFL's championship game, also claimed the first-ever NFC South title in 2002, then the fourth division crown in team history. Tampa Bay also took NFC South titles in 2005 and 2007.

An instrumental figure in his family's purchase of the Buccaneers in 1995, Glazer has been a driving force in improving every aspect of the club's influence, both nationally and in the Tampa Bay region.

In 2012, Glazer and his brothers undertook the critical task of selecting the next head coach for the Buccaneers. The exhaustive search left no stone unturned in the hunt for the man most capable of maximizing the young team's talent, and when Greg Schiano's hire was announced on January 26, the move was hailed as an innovative and outside-the-box solution. Schiano, known for instilling integrity and discipline, joined the Buccaneers from Rutgers University, where he served as the head coach from 2001-11. Schiano was single-handedly credited with putting the program on the map. The Glazer family's decision signaled a commitment to moving the Buccaneers forward into a successful future.

Indeed, in 2012, the team showed growth and great potential, ending the season with the top rushing defense in the league and setting several franchise records, including the club's first-ever 4,000-yard passing season (Josh Freeman; 4,065) and top rushing total for a rookie (Doug Martin; 1,454). Three Buccaneers – Gerald McCoy, Vincent Jackson and Doug Martin – were elected to the Pro Bowl following the season, and three rookie draft picks – Mark Barron, Doug Martin and Lavonte David – were named to the PFW/PFWA All-Rookie Team.

Glazer's commitment to the organization and the local community are also highlighted in the club's effort constructing Raymond James Stadium, which successfully hosted Super Bowl XXXV in January 2001 and played host to Super Bowl XLIII in 2009. Glazer played an integral role in helping to lure the 2009 game to the Bay area, speaking to NFL owners on behalf of the team and the Tampa Bay community at the NFL League meetings in May 2005. Glazer is committed to continuing to bring future Super Bowls to the area.

Glazer worked alongside stadium architects and contractors during the construction of Raymond James Stadium to produce his vision of what the premier stadium in the NFL should resemble. Glazer oversaw all phases of the construction of Raymond James Stadium, where the Buccaneers have notched an impressive 69-49 record in the regular season.

Glazer also worked diligently on the construction of One Buccaneer Place, the team's training facility and business operations center. The 136,320 square-foot state-of-the-art headquarters, located mere blocks from Raymond James Stadium, is one of the finest in the National Football League. The signature feature of the facility is its breathtaking entrance, which includes the world's largest football, towering nearly five stories tall. The facility opened to rave reviews in August of 2006.

His innovative approach to business and penchant for "thinking outside the box" has resulted in the creation of the club's Pewter Partners program, which rewards the Buccaneers' sponsors with superior advertising packages and unprecedented customer service.

Glazer, along with designers and graphic artists from NFL Properties in New York and Los Angeles, developed the Buccaneers' current logo and color scheme in 1996-97, following the family's purchase of the team. The new design, which was based on research of Caribbean buccaneer history, marked the first significant change to the team logo and uniform in franchise history. Upon its successful unveiling on April 9, 1997, the logo garnered rave reviews from such media outlets as USA Today, Fox Sports,

The New York Times and The Washington Post. Perhaps the ultimate testament to the effectiveness of the logo, which consists of a skull and crossed swords on a blood-red, wind-swept battle flag, is that it became – and remains – wildly popular among Buccaneers fans. Put simply, it exemplifies the brand of football played in Tampa Bay.

In addition to his business achievements, Glazer also has been involved in a number of vital football-related efforts directly related to the on-the-field success experienced by the Buccaneers, certainly including, but not limited to, the team's first Super Bowl championship.

A native of Rochester, New York, the 47-year-old Glazer serves on the NFL's Digital Media Committee, as appointed by NFL Commissioner Roger Goodell, and he makes regular community and charitable appearances on behalf of the Glazer Family Foundation, which in June 2011 was honored as Foundation of the Year at the inaugural Tampa Bay Sports Commission Sneaker Soiree. The Foundation donated \$5 million toward the construction of a new children's museum in downtown Tampa, which opened on September 25, 2010 and is named the Glazer Children's Museum. In addition to serving on the Board of Directors of the Glazer Children's Museum, Glazer is also on the Board of Directors Advisory Council for Ronald McDonald House. In spring of 2011, he served as Chairman of the American Heart Association's annual Heart Ball charity event.

Glazer also serves on the Board of Manchester United, which has captured five Premier League titles (2007, 2008, 2009, 2011 and 2013), as well as the 2008 Champions League title, during the family's ownership.

Glazer earned his bachelor's degree in broadcast communications from American University in 1986, prior to completing his law degree from Whittier College School of Law in 1989.

MOST PLAYOFF APPEARANCES SINCE 1997

TEAM	APPEARANCES
Indianapolis, New England	12
Green Bay	11
Baltimore, Philadelphia, Pittsburgh	9
Denver, Minnesota, N.Y. Giants, Seattle	8
Tampa Bay, Atlanta, N.Y. Jets	7

MOST PLAYOFF APPEARANCES SINCE 1999

TEAM	APPEARANCES
Indianapolis	12
New England	10
Baltimore, Green Bay, Philadelphia	9
Pittsburgh, Seattle	8
N.Y. Giants	7
Tampa Bay, Atlanta, Minnesota, N.Y. Jets, Tennessee	6

JOEL GLAZER CO-CHAIRMAN



The fast-paced and ultra-competitive environment that characterizes the National Football League is a perfect match for Joel Glazer's business acumen. These attributes have proven integral to the Buccaneers' transformation into one of the most successful franchises in the league.

Now in his 19th season with the Buccaneers, Co-Chairman Joel Glazer, along with his brothers Bryan and Edward, oversees the day-to-day operations of the franchise, ensuring the club achieves and maintains the highest levels of success in all aspects.

The family's leadership and dedication to the team is evidenced by the Buccaneers' seven playoff berths and first-ever Super Bowl Championship – all of which have come under Glazer ownership. That unprecedented level of success paints a stark contrast to the meager .300 winning percentage posted by the team prior to its purchase by the Glazer family.

As Co-Chairman, Glazer's keen insight and tireless dedication continue to enhance the reputation of the Buccaneers. Glazer has passionately spearheaded a number of vital efforts throughout the years that have not only helped shape the club into a contender, but a model NFL franchise as well.

Glazer had a single vision, shared by all members of the Glazer family when they acquired the Tampa Bay Buccaneers in 1995: build a franchise from the ground up, one that would become one of the most respected and successful franchises in the NFL. That vision was realized when Tampa Bay claimed its first NFL title with a 48-21 victory over Oakland in Super Bowl XXXVII on January 26, 2003 in San Diego. The Buccaneers, who were making their first appearance in the NFL's championship game, also claimed their first-ever NFC South title in 2002, then the fourth division crown in team history. Tampa Bay also took the NFC South title in 2005 and 2007.

In 2012, Glazer and his brothers undertook the critical task of selecting the next head coach for the Buccaneers. The exhaustive search left no stone unturned in the hunt for the man most capable of maximizing the young team's talent, and when Greg Schiano's hire was announced on January 26, the move was hailed as an innovative and outside-the-box solution. Schiano, known for instilling integrity and discipline, joined the Buccaneers from Rutgers University, where he served as the head coach from 2001-11. Schiano was single-handedly credited with putting the program on the map. The Glazer family's decision signaled a commitment to moving the Buccaneers forward into a successful future.

Indeed, in 2013, the team showed growth and great potential, ending season with the top rushing defense in the league and setting several franchise records, including the club's first-ever 4,000-yard passing season (Josh Freeman; 4,065) and top rushing total for a rookie (Doug Martin; 1,454). Three Buccaneers – Gerald McCoy, Vincent Jackson and Doug Martin – were elected to the Pro Bowl following the season, and three rookie draft picks – Mark Barron, Doug Martin and Lavonte David – were named to the PFW/PFWA All-Rookie Team.

Glazer, promising a "world-class facility," led the design for the current cornerstone of the club, its 136,320 square-foot state-of-the-art team headquarters which opened to rave reviews in August 2006. Located mere blocks from Raymond James Stadium, One Buccaneer Place is one of the finest training facilities in the National Football League. The signature of the site is its breathtaking entrance, which features the world's largest football, towering nearly five stories tall.

After successfully negotiating an agreement to acquire the Buccaneers in 1995, Glazer began the day-to-day duties of overseeing all aspects of the organization. Since Glazer assumed his current role with the club, the Buccaneers have recorded 142 regular-season wins and five playoff wins, one of the most successful stretches in club annals. Tampa Bay reached the playoffs for the fourth consecutive time in 2002, the only team in the league to head to the postseason all four years from 1999-2002. In addition, the Buccaneers' have seen seven playoff appearances since 1997. Prior to the Glazers' arrival, the franchise advanced to the postseason just three times in the previous 19 years, from 1976-94.

Following the purchase of the team in 1995, Glazer directed his attention on vital elements of building a successful franchise, namely the front office and stadium. After completely reorganizing the front office and recruiting talented people from a variety of backgrounds, Joel worked tirelessly alongside Bryan to build a community consensus for local approval of what would become Raymond James Stadium. Glazer and his brother set out to design a stadium deemed worthy of a first-class organization, thereby creating a winning environment and revolutionizing fan experience and comfort. They visited

approximately 25 different stadiums, drew from their experiences as fans, and ultimately shaped every detail of RJS.

A massive undertaking, the stadium opened on time and budget, earning nods as the “Crown Jewel of the NFL.” Raymond James Stadium featured amenities never seen before in modern stadiums upon its opening, and continues to provide an exciting, innovative gameday experience to this day. The true signature of Raymond James Stadium is Buccaneer Cove, featuring the 103-foot replica pirate ship.

After helping bring a new training facility and stadium to the Buccaneers, the stage was set to put a final stamp on the rebirth of the franchise: a new look. Glazer, along with his brother, Bryan, worked closely with NFL Properties to create a dynamic look that would illustrate the attitude and class of the franchise. The result was a complete logo and uniform redesign and Buccaneers merchandise sales immediately soared throughout the country, vaulting them into the top echelon of NFL sales almost immediately. On the field, the new look helped create the attitude of a winner.

Throughout the construction of RJS, Glazer created the sales and marketing efforts that led to record season ticket club seat, luxury suite and group sales. In addition to helping create the club's prestigious corporate Pewter Partners sponsorship program, Glazer's other duties include overseeing the organization's annual budgets and establishing the club's strategic planning in marketing, community relations, public relations, ticketing and luxury suite relations.

Glazer represents the team at all NFL Owners Meetings, addressing the media with a “state of the franchise” address. He played an integral role at the 2005 Spring Meetings to help Tampa Bay land the 2009 Super Bowl. The Bay area won the bid for Super Bowl XLIII, marking the fourth Super Bowl for Tampa Bay.

Glazer has been very active in the Tampa Bay community through the Glazer Family Foundation, which is dedicated to helping children in the Bay area through charity initiatives. The Foundation donated \$5 million toward the construction of a new children's museum, the Glazer Children's Museum, in downtown Tampa, which opened September 25, 2010, and was recently named one of the Top Ten Family Museums in the country by Women's Day Magazine. For its wide-reaching charitable efforts, The Tampa Bay Sports Commission named the Glazer Family Foundation the Foundation of the Year at the inaugural Sneaker Soiree held in June 2011. In addition to his community efforts, Glazer has been an active member of the Super Bowl Task Force, Tampa Chamber of Commerce Board of Directors and the Outback Bowl Advisory Committee. Glazer currently sits on the NFL International, NFL Finance and NFL Stadium committees.

In May 2009, the Glazer family was honored with the prestigious Gonzmart Family Ambassador of the Year Award, as part of the 26th annual National Tourism Week, presented by Tampa Bay & Company. The Ambassador award was presented to the Glazer family in recognition of their efforts to help the tourism industry in the Bay area, as well as their impact on the community overall. One very prominent example of the Glazer family's impact in Tampa Bay was the hosting of Super Bowl XLIII at Raymond James Stadium on February 1, 2009.

Glazer also serves as Co-Chairman of Manchester United, which has captured five Premier League titles (2007, 2008, 2009, 2011 and 2013) as well as the 2008 Champions League title. He was recently named as one of the Top 10 most influential Americans in the United Kingdom by the Telegraph.

Glazer earned his bachelor's degree in interdisciplinary studies from American University in 1989. The Rochester, New York native is married to Angela, and has two children.

EDWARD GLAZER **CO-CHAIRMAN** **CO-PRESIDENT, GLAZER FAMILY FOUNDATION**



Entering his 19th season with Tampa Bay in 2013, Co-Chairman Edward Glazer oversees many aspects of the team's day-to-day business operations.

Recognizing that the fans are of the utmost importance to the team's success, Glazer sets the tone for Tampa Bay's commitment to its fanbase. In 2012, Glazer oversaw a complete overhaul of the team's marketing, sales and service departments, and the effects of those improvements will continue to be seen in 2013.

Glazer is dedicated to giving more people than ever the ability to become season pass members, offering a 12-month interest-free payment plan, \$15 youth tickets and a Member Relations Department created exclusively for Buccaneers Season Pass Members to offer an array of off-the-field benefits and unparalleled customer service. Glazer scrutinizes every detail of the business operations at One Buccaneer Place to ensure that fans are getting the best possible Buccaneers experience and value.

Glazer has dedicated himself to forward-thinking initiatives such as bolstering the team's website and social media capabilities. In 2011, the team released its first app for all cell phones and then for the Apple iPad in 2012. The Buccaneers have also built a strong social media presence to connect with fans, utilizing Facebook, Twitter, Instagram and a special fan-driven site, ItsABucsLife.com. Glazer is dedicated to enhancing the experience of being a Tampa Bay fan, down to the most critical details.

In addition to his passion for innovation, Glazer also treasures the Buccaneers' past. He spearheaded a massive project to digitally archive the entire photographic history of the franchise, which included the organization, captioning, rating and uploading of more than 100,000 images documenting the first 35 seasons.

In 2009, he oversaw the painstaking research needed in order to faithfully replicate the team's 1976 uniform, as Tampa Bay decided to pay tribute to the original designs that launched the franchise. Digging through historical archives and enlisting the help of the Pro Football Hall of Fame, Glazer worked out every detail of the uniform's design from head to toe. The Buccaneers were re-adorned in Florida Orange for their first ever Throwback Game on October 8, 2009 – a win over Green Bay – and the annual event has become a fan favorite.

Glazer and his brothers, Joel and Bryan, also worked closely on the design and construction of the team's updated headquarters. One Buccaneer Place, a state-of-the-art complex, sets the standard for team operation centers and provides Tampa Bay with a world-class place to call home as the team moves forward.

In 2012, Glazer and his brothers undertook the critical task of selecting the next head coach for the Buccaneers. The exhaustive search left no stone unturned in the hunt for the man most capable of maximizing the young team's talent, and when Greg Schiano's hire was announced on January 26, the move was hailed as an innovative and outside-the-box solution. Schiano, known for instilling integrity and discipline, joined the Buccaneers from Rutgers University, where he served as the head coach from 2001-11. Schiano was single-handedly credited with putting the program on the map. The Glazer family's decision signaled a commitment to moving the Buccaneers forward into a successful future.

Indeed, in 2012, the team showed growth and great potential, ending the season with the top rushing defense in the league and setting several franchise records, including the club's first-ever 4,000-yard passing season (Josh Freeman; 4,065) and top rushing total for a rookie (Doug Martin; 1,454). Three Buccaneers – Gerald McCoy, Vincent Jackson and Doug Martin – were elected to the Pro Bowl following the season, and three rookie draft picks – Mark Barron, Doug Martin and Lavonte David – were named to the PFW/PFWA All-Rookie Team.

In addition to his attention to the Buccaneers, Glazer is also heavily involved in charitable endeavors. He is Co-President of the Glazer Family Foundation and helps oversee Foundation programs that provide incredible opportunities to Bay area residents. In its 13 years of existence, the Foundation has donated millions in programs, tickets, grants and in-kind contributions.

In 2010, The Glazer Children's Museum opened in downtown Tampa. This was made possible with the family's \$5 million gift toward the construction of the facility, which opened to rave reviews, earning recognition by Women's Day Magazine as one of the Top 10 family museums in the country. For its wide-reaching efforts, the Tampa Bay Sports Commission named the Glazer Family Foundation the Foundation of the Year at the inaugural Sneaker Soiree in 2011.

The Glazer family was also honored with the prestigious Gonzmart Family Ambassador of the Year Award as part of the 26th annual National Tourism Week presented by Tampa Bay & Company. The award was presented to the Glazer family in recognition of their efforts to help the tourism industry in the Bay area as well as their impact on the community overall, one very prominent example of which is the family's efforts to attract Super Bowls to Raymond James Stadium, including Super Bowls XLIII and XXXV.

Glazer and his wife, Shari, are committed to providing aid and assistance in the community, supporting many causes, including the Zimmer Children's Museum, UCLA Jonsson Cancer Center Foundation, Cedars-Sinai Hospital, and the UCLA Mattel Children's Hospital.

In addition to his duties with Tampa Bay, Glazer serves on the board of the family-owned Manchester United Soccer Club, the world's most popular team with over 660 million fans worldwide. The club has won the Premier League title in five of the eight seasons since the Glazer family purchased the team and has also been in three Champions league final matches, taking home the 2008 Champions League title. Glazer also serves as Co-Chairman of First Allied Corporation, the family's holding company for real estate investments in more than 20 states.

Glazer was born in Rochester, New York and is a proud alum of Ithaca College, which opened the Edward and Shari Glazer Arena in 2011.

TAMPA BAY BUCCANEERS FRANCHISE
(BEFORE AND AFTER)

CATEGORY	PRIOR TO GLAZER OWNERSHIP (1976-94) 19 SEASONS	BUCS WITH GLAZER FAMILY (1995-2012) 17 SEASONS
World Championships	0	1
NFC Championship		
Game Appearances	1	2
Regular Season Record	87-204-1	142-146
Winning Seasons	3	9
Playoff Appearances	3	7
10-Win Seasons	1	6
Division Titles	2	4
Playoff Victories	1	5
Home Playoff Games	2	5
Home Playoff Victories	1	3
Pro Bowl Honors	18	64
AP All-Pro First-Team Honors	2	19
Final Top 10 in Total Defense	3	11

DARCIE GLAZER KASSEWITZ

CO-PRESIDENT, GLAZER FAMILY FOUNDATION



Darcie Glazer Kasewitz, Co-President of the Glazer Family Foundation, has worked tirelessly during her family's ownership of the team to ensure that the Tampa Bay Buccaneers' value to the community extends well beyond the playing field. She is a key asset in developing the Foundation's forward-thinking community efforts.

Established in 1999, the Glazer Family Foundation is dedicated to assisting charitable and educational causes focusing on children and families in the West Central Florida region. Since its inception, the Foundation has donated millions of dollars in support of this cause.

The Glazer Family Foundation's Vision Program was an initiative started in 2006 to provide school-children with an opportunity to have vision problems identified in school at an early age. To date, the Foundation has donated vision screening equipment to eight counties in West Central Florida. The Vision Mobile, spearheaded by Kasewitz in 2009, provides the final step in vision services to correct these students' inability to see clearly by providing free eye exams and prescription eyeglasses to children at Title One schools. The Vision Mobile visits the schools and provides eye examinations to thousands of disadvantaged children.

To start every home Tampa Bay Buccaneers game, Kasewitz meets with children from local community groups on the field prior to kickoff as part of the Foundation's Gameday For Kids program. To date, the Foundation has hosted more than 14,000 youth at Raymond James Stadium, who come from organizations throughout the Bay area. Participating kids are rewarded for academic achievement and positive behavior with free game tickets, food vouchers and battle flags. The youth receive this privilege based on achieving goals of incentive programs implemented by community agencies.



With a lead gift, the Glazer Family Foundation is proud to have the new world class Glazer Children's Museum in Tampa, Florida as part of their ongoing dedication to children and families. A new way for children to become lifelong learners and leaders, the Children's Museum opened on September 25th, 2010. This one-of-a-kind museum instantly became the featured destination for children and families in Tampa Bay, providing 53,000-square feet of space for safe and playful learning.

On the football side, Kasewitz has used her creative expertise to help shape the Buccaneers' world-class facilities. Kasewitz set out to design a football stadium deemed worthy of a first-class organization, thereby creating a winning environment and revolutionizing fan experience and comfort. She visited different stadiums and facilities throughout the NFL and ultimately shaped every detail of the interior of Raymond James Stadium. She also designed and implemented expansive club levels, luxury suites and the Lower Galley restaurant. A massive undertaking, the stadium opened on time and budget to rave reviews, earning nods as the "Crown Jewel of the NFL."

Tampa Bay's training facility, which opened to high praise from across the National Football League in August 2006, is a technological marvel and sets a new standard of excellence for training facilities in the NFL. Kasewitz oversaw the entire interior design process for the team's 136,320 square-foot state-of-the-art training facility, which encompasses the daily functions for all of the Buccaneers' football and business operations.

One of the signatures of the training facility is the Tampa Bay Buccaneers Museum, located in the main lobby, which was designed and produced by Kasewitz. The museum brings the Buccaneers' history to life, including in-depth exhibits that tell the story of the franchise. Featured displays explore the creation of the team's uniform and logo, a description of Buccaneers head coaches since the team's inception in 1976, and the organization's move to Raymond James Stadium and One Buccaneer Place. Additional exhibits explain the history of the Tampa Bay Buccaneers Cheerleaders, the establishment of the Glazer Family Foundation, and the continual efforts by Buccaneers players to make an impact in the community. Included are features dedicated to the Buccaneers' Super Bowl victory, including special exhibits showcasing the Lombardi Trophy and Super Bowl ring earned in Super Bowl XXXVII.

The lobby also includes the spectacular Moment of Victory sculpture exhibit, which depicts the moment when the Buccaneers were assured of their first World Championship and commemorate Tampa Bay's victory over the Oakland Raiders in Super Bowl XXVII. Kasewitz not only came up with the concept for the sculptures, but oversaw the design and creation of this one-of-a-kind exhibit.

In January 2011, Kasewitz launched the new Glazer Family Foundation's website, GlazerFamilyFoundation.org, providing site visitors with a more forward-thinking, engaging tool to better assist community agencies. The site's new structure and design, overseen from start to finish by Kasewitz, presents faster, enhanced devices to better direct community members to Foundation programs, new and events. Its appealing design also sets it apart as a fun, welcoming destination for charitable groups, children and families alike.

In addition to her responsibilities with the Glazer Family Foundation, she has served as Co-Chairwoman of the Make-A-Wish Foundation in Palm Beach, Florida. Kasewitz also serves on the Board of Manchester United Soccer Club, which has captured six titles since the Glazer family took over the club: five Premier League titles (2007, 2008, 2009 and 2011 and 2013), as well as the 2008 Champions League title.

Kasewitz graduated Cum Laude with a Bachelor of Science in Psychology from American University in 1990. She also earned her Juris Doctorate from Suffolk Law School in 1993. She is also a member of the New York State Bar Association.



GLAZER FAMILY FOUNDATION



The Glazer Family Foundation was established in 1999 to better the lives of children and families by establishing lasting, impactful programs throughout Florida communities. Since that time, the Foundation has given millions of dollars in programs, grants, tickets and merchandise to the Tampa Bay area. Visit www.GlazerFamilyFoundation.org to learn more.

VISION PROGRAM

Since 2006, the Glazer Family Foundation Vision Program has helped detect and correct vision problems for Central Florida's most underprivileged youth through on-site visits to Title I schools. With over 10,000 eye exams given and nearly 5,000 new pairs of prescription glasses distributed, the Vision Program has enabled our youngest generation to see the world more clearly.



BUC-PACKS FOR BACK-TO-SCHOOL

More than 25,000 underprivileged youth have been given a new backpack full of school supplies through the Buc-Packs for Back-To-School program, an annual effort to provide the community's future leaders – our students – with the tools to succeed.



CHEERING YOU ON!

The Cheering You On! program supports every child admitted into one of eight hospitals in Central Florida by providing patients with a teddy bear, helping to brighten their spirits throughout the hospital stay. Buccaneers players, cheerleaders, and Captain Fear have helped deliver the teddy bears for the program, which has donated more than 465,900 teddy bears since 1999.



COLLECTION DRIVES

Since 1999, the Glazer Family Foundation has teamed up with Buccaneers fans at each home game through gameday collection drives. The drives encourage fans to support the local community through the Glazer Family Foundation's School Supply, Military Appreciation, Sports Equipment, Toys for Tots, and "Sack Hunger" Drives.



GLAZER FAMILY FOUNDATION

ENTERPRISE VILLAGE

Through the Glazer Family Foundation's support of Enterprise Village, over 370,000 students have learned the basics of the free enterprise system. The Tampa Bay Buccaneers store at Enterprise Village provides a hands-on learning experience within a community marketplace setting to thousands of students each year.



GAMEDAY FOR KIDS

Since 1999, the Glazer Family Foundation has hosted over 13,000 underprivileged youth through the Gameday For Kids program. Each season, 1,000 children receive the opportunity of a lifetime – to spend pre-game moments on the playing field and cheer on their favorite team, the Buccaneers, from exclusive seats in Raymond James Stadium.

HOLIDAY SHOPPING SPREE

Each year, the Glazer Family Foundation hosts more than 250 underprivileged children for an exciting early morning shopping spree with assistance from some of Santa's special helpers: Tampa Bay Buccaneers Cheerleaders, Captain Fear, the Women's Organization and Buccaneers staff. The children all receive gifts chosen just for them and filled with the holiday spirit.



TAMPA BAY SPORTS COMMISSION

Through donations nearing \$1 million, the Glazer Family Foundation has continued its commitment to support the Tampa Bay Sports Commission. These efforts provide amateur athletic opportunities in Hillsborough and Pinellas Counties for Bay area children.

BUCS CARE: BEING CHAMPIONS FOR OUR COMMUNITY

The Tampa Bay Buccaneers are dedicated to making a difference in the Tampa Bay area through programming that will inspire, equip and celebrate the "Champion" in each of us. Through education, character development, and health and wellness initiatives, the team supports its key constituents: youth and military. To learn more, visit www.Buccaneers.com/Community.



BUCCS CARE FITNESS ZONES

Since 2010, the Buccaneers have equipped eight Hillsborough County Title I elementary schools with BUCS CARE Fitness Zones, six of them in partnership with Hess Corporation. The BUCS CARE Fitness Zones provide nearly 4,000 students with a safe, shaded area to play outside – offering protection from Florida's heat.

COACH OF THE WEEK

Over the past five years, the Buccaneers have donated more than \$55,000 to local schools through the Coach of the Week program, an initiative that rewards high school football teams for achieving success while exhibiting safe, fundamental play. Coach of the Week recipients are honored at One Buccaneer Place by Head Coach Greg Schiano, and a Coach of the Year is selected to receive an additional donation presented at Raymond James Stadium.



DAY OF GIVING

In 2012, the Buccaneers Day of Giving program provided a very special holiday to children from Bay-area communities. One hundred youth had the opportunity to receive over \$20,000 in holiday gifts from their wish lists during a halftime celebration at Raymond James Stadium.

D-LINE DOES CHRISTMAS

Each season, the Buccaneers' defensive line spends the holidays with local families and provides them with a day full of surprises. Through the D-Line Does Christmas program, nearly 30 families received gifts for their children and were then whisked away to a local store for a shopping spree with the players.



FOURTH GRADE TOURS

Beginning with the 2010 school year, the Tampa Bay Buccaneers have welcomed fourth graders from Hillsborough County Schools for a tour of One Buccaneer Place, the Buccaneers training facility, featuring a behind-the-scenes look at career opportunities that exist in the world of professional football. Over 5,000 students have visited us on these weekly tours in the past two years.

FRONT ROW FANS

Tampa Bay Buccaneers players, coaches and staff say thank you to the nonprofit community by inviting them to be their guests on gameday as Front Row Fans. More than 55,000 representatives of youth organizations, health and wellness charities, and school groups have enjoyed front row seats, to help lead the cheers at Raymond James Stadium.





HOMETOWN HUDDLE

Each season, all 32 NFL teams come together for a day of service with United Way agencies throughout the country. Hometown Huddle provides opportunities for the Tampa Bay Buccaneers to reach into communities that need our help the most. In 2012, the Buccaneers dedicated a Bucs CARE Fitness Zone at Potter Elementary School as part of Hometown Huddle outreach with United Way Suncoast.

JOSH FREEMAN'S THE PLAN

When Buccaneers quarterback Josh Freeman was in fourth grade, he wrote down his detailed plan to become an NFL quarterback and the steps he would need to take to achieve his goal. "The Plan" encourages fourth-grade students in Hillsborough and Pinellas Counties to follow Freeman's lead and write down their own future plan. Launched in 2012, the program has been widely adopted and has reached over 20,000 students.



KICKING FOR KIDS

The Buccaneers have a direct impact on children in need through the Kicking for Kids program, a partnership with Raymond James Financial that raises \$1,000 for every field goal converted by the Buccaneers during the season. Since 2000, more than \$230,000 has been donated to local children's hospitals thanks to the Buccaneers' Special Teams success.

LACE IT UP FOR KIDS

At Training Camp every year, hundreds of underserved children are hosted for a special day with Buccaneers players and cheerleaders, including being outfitted with a new pair of comfortable, reliable sneakers. Over 2,300 students have kicked off the start of school with a new pair of shoes through the Lace It Up For Kids program.



MOTHER'S DAY MAKEOVERS

Since its inception in 2010, the Mother's Day Makeover program has given a one-in-a-lifetime experience to women in Tampa Bay by providing a special day of shopping and pampering to courageous mothers who either serve in the military or have a loved one currently serving our nation.

PLAY 60

The Buccaneers embrace the NFL's PLAY 60 initiative – a campaign encouraging youth to play at least 60 minutes a day, every day. The team connects its youngest fans with healthy living habits through programs including the PLAY 60 Challenge, where students logged nearly 45,000 hours of exercise in a four-week period, and the PLAY 60 Super School contest, in which two Florida schools were equipped with a total of \$20,000 in PLAY 60 grants for demonstrating their PLAY 60 spirit.






PUNT, PASS & KICK

In 2012, the Buccaneers participated in the annual NFL Punt, Pass and Kick program, the nation's largest grassroots sports skills competition. The team hosted a sectional contest at One Buccaneer Place and then invited winners from competitions throughout Central Florida to take part in the team championship at Raymond James Stadium before a Buccaneers home game.

ROOKIE CLUB

Since 2001, the Tampa Bay Buccaneers Rookie Club has provided opportunities for the team's newest players to give back to the community. Through countless outreach events, the Buccaneers Rookie Club members have donated over 1,000 hours of service, uplifting spirits and bringing joy to members of the community in their new hometown, Tampa Bay.



STREET TEAM

With the help of the Street Team, the Tampa Bay Buccaneers embrace the community 12 months a year. Whether promoting the PLAY 60 campaign at youth festivals, lending an extra hand in outreach initiatives, or hoisting the flag in local county parades, the Buccaneers Streets Team proudly serves as a team ambassador throughout the Bay.

TAMPA BAY BUCCANEERS FIELD

The Buccaneers broke ground on a new playing field in Clearwater's North Greenwood community through a \$100,000 grant. Tampa Bay Buccaneers Field will provide thousands of Clearwater youth with a safe place to play recreational sports while developing values of sportsmanship and teamwork.



TEAM DAVIN

A leader on and off the field, Buccaneers Guard Davin Joseph has become the team's United Way ambassador to the community. Through TEAM DAVIN, nearly 3,700 future volunteers signed up in 2012 to join Davin Joseph in his quest to increase early childhood literacy in Tampa Bay.

TRAINING CAMP

Every summer, the Buccaneers welcome thousands of community members to One Buccaneer Place as special guests at the team's Training Camp. Whether it's a charitable group taking part in Gatorade Junior Training Camp – a grassroots program that allows children to learn football drills with the pros, a youth agency receiving free backpacks and shoes to start the school year, or military members enjoying special treatment as a thanks for their service, the team opens its gates to welcome those who make our community stronger.



TURKEY TIME WITH THE O-LINE

Through the generosity of the Buccaneers offensive linemen, Turkey Time with the O-Line provided more than 750 families with a complete Thanksgiving meal in 2012. Since its start in 2007, over 3,700 families have been part of this holiday program.



BRIAN FORD

CHIEF OPERATING OFFICER



Brian A. Ford, Jr. joined the Buccaneers in 2006 and is entering his first season as the chief operating officer, having previously spent four seasons as vice president of business administration and three seasons as the director of business administration. He oversees all day-to-day business operations for the organization.

Prior to joining the Buccaneers, Ford was part of the team that opened Raymond James Stadium as the district manager with Fine Host Corporation in 1998. He remained in that capacity until 2006, when he began his career with the Buccaneers.


Ford served as an executive committee member for the Super Bowl Host Committee for Super Bowl XLIII in 2009 and currently serves on the Board of the Ronald McDonald House, the Florida Sports Foundation and Tampa Bay & Company.

Ford, a native of Miramar, Florida, graduated from Florida State in 1989 with a B.S. in business administration. He is an avid runner and triathlete and competes in numerous events each year, including a marathon each of the past seven years and a 70.3 Half Ironman the past two years.

He and his wife, Judy, live in Tampa with their sons Brian III and Brandon. The couple is celebrating their 24th wedding anniversary in August. Judy is an active member of the Buccaneer Women's Organization, which hosts charitable functions and community service projects in Tampa Bay throughout the year.

HISPANIC HERITAGE OUTREACH

The Tampa Bay community is rich with Hispanic history. Every year, the Buccaneers celebrate Hispanic Heritage Month by dedicating a home game at Raymond James Stadium honoring Tampa Bay's Hispanic culture. In 2012, the Buccaneers community outreach efforts provided over 900 new books to Hispanic students in Hillsborough County, encouraging a love for reading.



YOUTH FOOTBALL AND CHEERLEADING

Each season, the Buccaneers inspire over 29,000 youth football players and cheerleaders across Tampa Bay. Working with organizations including USA Football, the official youth football development partner of the NFL, the Buccaneers help children and their families enjoy the game of football while providing helpful resources and promoting a positive experience for coaches and players. From hosting drills and building practice fields for underserved children, to teaching exciting dance routines to junior cheerleaders, the Buccaneers are proud to support the youth of our community.



MARK DOMINIK

GENERAL MANAGER



General Manager Mark Dominik has spent 19 seasons as a member of Tampa Bay's football administration staff, from his beginnings in 1995 as a pro personnel assistant to, in 2013, entering his fifth season as the club's general manager. He has played a large role in guiding and shaping Tampa Bay through some of its best moments, including seven playoff appearances, four division titles, and a world championship in Super Bowl XXXVI.

Dominik was named the fourth general manager in Buccaneers history on January 17, 2009, and he quickly gained, and has kept, a reputation as one of the league's top talent evaluators and most astute dealers. He is known for having a keen eye for late-round draft picks, in addition to fully utilizing the "second draft" – bringing in fresh contributors through undrafted free agency and scouring the waiver wire and opposing teams' practice squads for other valuable additions.

This year has already proven to be busy for Dominik, as the team was able to sign free agent Pro Bowl safety Dashon Goldson, as well as making a blockbuster trade with the New York Jets in order to acquire All-Pro cornerback Darrelle Revis, widely considered to be one of the best in the league at his position. In 2012, Dominik made similarly sweeping moves to acquire the best talent for Tampa Bay, locking in such players as wide receiver Vincent Jackson, a two-time Pro Bowler with the San Diego Chargers who proceeded to put up a 1,000+-yard season with the Buccaneers in 2012, and guard Carl Nicks, another two-time Pro Bowler lured away from division-rival New Orleans.

In addition to his savvy free agency pickups, Dominik has overseen productive drafts as general manager. In 2013, despite having traded their first-round pick for Revis, the Buccaneers were still able to nab cornerback Johnathan Banks, the 2012 Jim Thorpe Award winner for the top defensive back in college football, in the second round, while adding quarterback Mike Glennon in the third and bolstering the defensive line with defensive tackle Akeem Spence and defensive end Will Gholston in later rounds.

Dominik's 2012 draft class yielded impressive results, with three picks – safety Mark Barron, running back Doug Martin and linebacker Lavonte David – elected to the PFW/PFWA All-Rookie Team following strong seasons. Martin was also selected to the Pro Bowl, along with Jackson and defensive tackle Gerald McCoy, Dominik's first-round selection in the 2010 draft.

In 2011, Tampa Bay's draft class included the likes of defensive ends Adrian Clayborn and Da'Quan Bowers, linebacker Mason Foster, and tight end Luke Stocker—all of whom saw time as starters during the season. Clayborn recorded a team-high 7.5 sacks, the second-most sacks in a season by a rookie in team history and the second-most among all rookie defensive linemen in the league in 2011. Foster also had a strong season, starting 15 games and leading the team with 126 tackles, a mark that also placed him as the tackle leader amongst all rookies in the league.

Dominik's 2010 draft recorded a total of 49 starts on the season, with seven of the nine picks recording at least one start. In fact, wide receiver Mike Williams, a fourth-round selection, started all 16 games his rookie season, leading all rookie receivers in the league in receptions (65, second on the team), receiving yards (964, first on the team), and receiving touchdowns (11, single-season team record). Williams was a finalist for the Pepsi NFL Rookie of the Year and finished second in voting for AP Offensive Rookie of the Year.

Dominik's first-ever draft pick in 2009 brought quarterback Josh Freeman to Tampa Bay, where, in his first season as a starter in 2010, the Kansas State product finished the year as the sixth-ranked passer in the league while throwing for 3,451 yards, 25 touchdowns and only six interceptions, ranking him ninth for the best touchdown-to-interception ratio in NFL single-season history. In 2012, Freeman recorded the franchise's first-ever 4,000-yard passing season.

Dominik has also been a major factor in bringing undrafted free agents and waiver-wire pickups to Tampa Bay, giving them a chance to shine. Left tackle Donald Penn was one such addition, an undrafted college free agent snagged from the Minnesota Vikings practice squad, who has since become the starter for Tampa Bay, even earning Pro Bowl honors.

Dominik joined the Buccaneers' staff in June 1995 as a pro personnel assistant. He served in that capacity through the 1997 season, before assuming the title of pro scout in 1998 and coordinator of pro personnel in 2000.

Prior to the start of the 2001 season, Dominik began the first of his eight years as Tampa Bay's Director of Pro Personnel. In 2002, Dominik helped guide the Buccaneers to their first world championship in Super Bowl XXXVII against Oakland.

As Director of Pro Personnel, his duties included overseeing the scouting, recruiting and signing efforts of all NFL players, while also monitoring NFL transactions and overseeing player tryouts. He was also in charge of the Pro Personnel department's evaluation of players in all other professional football leagues, including the Canadian Football League and the Arena Football League, while being responsible for the negotiation and signing of contracts for several free agents and NFL Draft signings.

Born in St. Cloud, Minnesota, Dominik joined Tampa Bay after spending a year and a half working in both the college and pro personnel departments of the Kansas City Chiefs. Dominik holds a bachelor of science degree in education/sports management from the University of Kansas.

Since being named General Manager in 2009, Dominik has placed an added emphasis on bringing awareness to issues affecting local military. Having a father and brother who both served in the Navy, Dominik has focused his community outreach on working with war veterans and all branches of service. In December 2011, Dominik and the Buccaneers partnered with "Rebuilding Together Tampa Bay" – a local nonprofit dedicated to facilitating residential housing rehabilitation programs for very low and low income families – and donated \$40,000 toward a home renovation for a local retired military member dealing with serious medical issues. Dominik is also an auxiliary member of the Veterans of Foreign Wars Post 4321 and has established a close relationship with the James A. Haley Veterans' Hospital where he regularly visits wounded warriors and volunteers with their "Helping Hands" program. During the season, Dominik sponsors "Dominik's Den," a ticket program that provided a special gameday experience for military servicemen and women. For his tireless dedication, Dominik was honored in 2012 as a finalist for the USAA Salute to Service Award, given to members of the NFL community who have shown exceptional efforts to honor and support U.S. service members and veterans.

Dominik is also committed to foster care and adoption awareness, having worked closely with Hillsborough Kids, Inc. while participating in National Adoption Day events. He has also served as the spokesman for the Children's Home Society campaign "Let's Tackle This" to increase the number of foster parents in Tampa Bay.

In addition, Dominik has been an active contributor to "All Pro Dad," the fatherhood program of Family First that features NFL coaches, players and alumni who speak out about the importance of fatherhood, giving men the tools they need to make a positive difference in the lives of their children and families. In both 2011 and 2012, Dominik hosted the annual Buccaneers All Pro Dad Father & Kids Experience at Raymond James Stadium, providing an interactive event for family bonding.

As General Manager, Dominik has made numerous other appearances in the Tampa Bay community, including supporting the Pediatric Cancer Foundation at every opportunity. Dominik is an annual participant in the "Fashion Funds the Cure" benefit fashion show, and, in 2013, he took part in "Cuts for a Cure," shaving his head – along with other Buccaneers staff members and players – to raise money and awareness for the PCF.

Dominik resides in Tampa with his wife, Amy, their son, Davis, and daughters, Emerson and Avery. Amy is an active member of the Buccaneer Women's Organization, which hosts charitable functions and community service projects in Tampa Bay throughout the year. The Dominiks support organizations including A Woman's Place, Children's Center for the Visually Impaired (CCVI), Family First and World Vision..

BREAST CANCER AWARENESS



Each season, the Tampa Bay Buccaneers support the NFL's Breast Cancer Awareness efforts through the campaign, "A Crucial Catch" which reminds women 40 and older of the importance of annual mammograms. The team honors survivors and their families at on-field ceremonies during an annual Breast Cancer Awareness Game, and share their inspiring "Stories of Hope" with our fans throughout the month of October. Through the "A Crucial Catch" Campaign, the NFL has raised over \$3 million for the American Cancer Society.



MILITARY APPRECIATION

The Buccaneers show their respect and admiration for the military year-round. In addition to hosting a “Salute to Service” game, the Bucs also host a military-themed Mother’s Day Makeover event, and make regular visits to military bases both locally and abroad. In 2012, the Buccaneers also held the inaugural Central Florida Military Resource Fair at Raymond James Stadium. In partnership with local Veterans’ Hospitals, the fair provided servicemen and service-women with information on career building, accessing benefits, and healthcare. Over 1,000 military



and their guests attended the 2012 event.



Mark Dominik greets each group from the “Dominik’s Den” ticket program on the field before home games at Raymond James Stadium. The program provides a special gameday experience for military servicemen and women.

GREG SCHIANO

HEAD COACH

5TH NFL SEASON

2ND WITH BUCCANEERS

2ND AS HEAD COACH



Greg Schiano enters his second season as head coach in 2013, having been named the ninth head coach in team history on January 27, 2012.

In his first season leading Tampa Bay, Schiano's impact was evident in all three phases of the game while instilling a culture change within the organization. He transformed a team that had lost its final 10 games of 2011 into a competitive 7-9 club – tied for second place in the NFC South – with seven of those losses being decided by one score or less. Schiano's seven wins in his debut season marked the second-most by a Buccaneers first-year head coach.

The Buccaneers offense blossomed under Schiano, becoming the most prolific in franchise history by setting team records for most points, yards, touchdowns, passing yards and passing touchdowns.

Quarterback Josh Freeman became the first passer in team history to eclipse the 4,000-yard passing mark with a team-record 4,065 yards, while throwing for a Buccaneers record 27 touchdowns. Freeman also set franchise highs with 35 passes of 25+ yards and 185 first-down passes.

Wide receiver Vincent Jackson, who Schiano lured to Tampa Bay as a free agent in March, earned a Pro Bowl selection following the 2012 season. Jackson recorded the second-most receiving yards in a single season in team history (1,384), which ranked fifth in the NFL in 2012. He also led the league in yards per catch (19.2) and first-down catch percentage (84.7), while his 17 receptions of 25+ were the most in team history.

Rookie running back Doug Martin, selected by Schiano and General Manager Mark Dominik with the 31st pick in the 2012 NFL Draft, also paid immediate dividends while earning Pro Bowl honors. Martin recorded the second-most rushing yards (1,454), scrimmage yards (1,926) and total touchdowns (12) in a single season in franchise history, as well as tying for the second-most rushing touchdowns in a single season in team history (11). All were franchise rookie records. Martin's 1,926 yards from scrimmage were the third-most in the NFL and was the third-highest total for a rookie in league history.

Schiano took a Buccaneers defensive unit that ranked last against the run in 2011 and transformed it immediately. Tampa Bay finished 2012 with the No. 1-ranked rush defense in the NFL, both in yards per carry (3.5) and yards allowed per game (82.5), a mark which also stands as the best in Buccaneers history. The worst-to-first turnaround was the first of its kind since the 1970 NFL merger.

That rush defense was anchored by defensive tackle Gerald McCoy, who under Schiano's tutelage, earned his first career Pro Bowl selection, and rookie linebacker Lavonte David, who was selected to the All-Rookie Team. David finished seventh in the NFL in total tackles, second in solo tackles and third in tackles for loss. His 20.0 tackles for loss were the most by an NFL rookie since 2001. In addition to Martin and David, safety Mark Barron, the Buccaneers first selection in the 2012 NFL Draft, earned All-Rookie Team honors, giving Tampa Bay the distinction as the only club to have three position players selected.

On special teams, the Buccaneers set a franchise record and led the NFL with three blocked punts, which resulted in a league-leading 17 points, including one returned for a touchdown. Linebacker Dekoda Watson was responsible for two of the blocks, becoming just the third player in the last six seasons to have more than one. Punter/Kickoff Specialist Michael Koenen ranked first in the NFL in touchback percentage, while kicker Connor Barth led the league with field goals of 40 yards or longer.

Schiano joined the Buccaneers after serving as the head coach of Rutgers University for 11 years, where he transformed the Scarlet Knights from an unknown into a consistently winning and respected program.

During his tenure, Schiano's teams and players rewrote the Rutgers record book. His teams set single-season school marks for passing yards, passing touchdowns, receiving yards, receptions, rush yards and rushing touchdowns. His players also hold the top spots in career passing yards, passing touchdowns, receiving yards, receptions, receiving touchdowns, 100-yard receiving games, rushing yards and rushing touchdowns.

Under his leadership, Rutgers – which had advanced to a postseason bowl just once in the team's previous 135-year history – developed a new tradition of not only competing in, but also winning, bowl games. In his final seven seasons with the team, Schiano's Scarlet Knights qualified for six bowls and recorded five consecutive bowl victories.

Rutgers' rise to national prominence under Schiano began in the 2005 season, where the team made its first postseason bowl appearance since 1978. In 2006, the Scarlet Knights took the next step, putting together a sensational season, winning 11 games and concluding with a No. 12 ranking in the national polls and a convincing 37-10 victory over Kansas State in the Texas Bowl, the first bowl championship in school history.

For his architecture of such a prodigious turnaround, Schiano was honored with 2006 Coach of the Year accolades from every major college football awards outlet, including the Football Writers Association of America, The Walter Camp Football Foundation, the Maxwell Club, and the titles of Eddie Robinson Coach of the Year, Liberty Mutual Coach of the Year, Home Depot National Coach of the Year and Big East Coach of the Year.

Schiano's aptitude for developing young players has translated into NFL success for many of his former charges. He was responsible for developing 18 NFL draft picks as Rutgers' head coach, including 14 in the last six drafts. During his years coaching collegiately, Schiano helped produce nearly 60 players who went on to professional careers.

In 2009, WR Kenny Britt became Rutgers' inaugural first-round NFL Draft pick when he was selected by the Tennessee Titans with the 30th overall pick. Britt was the first of a school-record five Scarlet Knights selected in that year's draft. The next year, Schiano's players continued to make their names known, with two men – T Anthony Davis (San Francisco, 11th overall) and CB Devin McCourty (New England, 27th overall) – being selected in the first round of the 2010 NFL Draft.

Other notable current and former professional players groomed under Schiano's leadership include RB Ray Rice, LB Gary Brackett, LB Jonathan Vilma, S Ed Reed, and LB Dan Morgan, among others. In 2010, 32 of Schiano's Scarlet Knights played on an NFL roster, including seven players from the 2009 squad.

Three former Rutgers players from Schiano's tenure have earned Super Bowl rings over the past seven years. Rice was chosen to his third Pro Bowl in leading Baltimore to a Super Bowl XLVII victory, Brackett served as a captain of the Super Bowl XLI Champion Indianapolis Colts, and Darnell Stapleton started at right guard on Pittsburgh's Super Bowl XLIII Championship team.

Schiano is known for impacting more than simply his players' performances on the field, however, as he accrued a reputation while at Rutgers for attracting high-character students and pushing his team to academic success. Rutgers football achieved the nation's No. 1 ranking in Academic Progress Rate in 2010, and the nation's No. 2 mark in 2011. For the fourth consecutive year, the Rutgers football team was ranked in the top three nationally in multi-year APR rates, becoming the only university in the entire nation to earn that prestigious honor.

Prior to heading up Rutgers' program, Schiano served two seasons (1999-00) as defensive coordinator with the Miami Hurricanes. While with the Hurricanes, the team posted a 20-5 record, including an 11-1 mark, the No. 2 ranking and a Sugar Bowl victory in 2000.

The 'Canes showed rapid improvement under Schiano, as the team closed out the 1999 season by not allowing a passing touchdown in 27 quarters and was ranked 12th nationally in scoring defense (17.2). In 2000, Miami surrendered just 15.5 points per game, the fifth-best mark in the nation and the fewest allowed by any team in the Big East. In those two seasons, Schiano also helped the team to finish in the top five in total takeaways, amassing 35 in 1999 (third in the nation) and 33 in 2000 (fifth in the nation).

Schiano served three seasons in the NFL with the Chicago Bears as a defensive assistant (1996-97) and later defensive backfield coach (1998), and also spent six seasons at Penn State as a graduate assistant (1990) and defensive backfield coach (1991-95).

Since coming to Tampa, Schiano and his family have quickly dove into the local community, working with Hillsborough County Public Schools, the Pepin Academy, Metropolitan Ministries and All-Pro Dads, while continuing his long-time association with Athletes in Action.

Schiano – born in Wyckoff, N.J. on June 1, 1966 – is a 1988 graduate of Bucknell University, where he was a three-year letterman at linebacker. He and his wife, Christy, are the proud parents of four children: Joey, John, Matt and Lena Kate.

SCHIANO AT A GLANCE

YEARS	POSITION
1984-87	Bucknell University, Player
1988	Ramapo High School, Assistant Coach
1989	Rutgers University, Graduate Assistant
1990	Penn State University, Graduate Assistant
1991-95	Penn State University, Defensive Backfield Coach
1996-97	Chicago Bears, Defensive Assistant
1998	Chicago Bears, Defensive Backfield Coach
1999-2000	University of Miami, Defensive Coordinator
2001-11	Rutgers University, Head Coach
2012-13	Tampa Bay Buccaneers, Head Coach

BILL SHERIDAN

DEFENSIVE COORDINATOR

9TH NFL SEASON
2ND WITH BUCCANEERS



Bill Sheridan enters his second season with the Buccaneers – and ninth overall in the league – in 2013, where he serves as defensive coordinator.

In his first season as the Buccaneers defensive coordinator, Sheridan helped turn around the team's run defense. After finishing last in the league in run defense in 2011, the 2012 Buccaneers finished first in that category, becoming the first team since the merger to go from last-to-first in a single season. Sheridan's run-stopping defense made its name in the first game of the season, holding the Carolina Panthers to only 10 rushing yards, tied for the fewest allowed in a single game in franchise history, and the Panthers -1 first half rushing yards were tied for the second-fewest allowed in a half in team history. The Bucs held two opponents (Carolina, Philadelphia) to negative rushing yards in the first quarter in 2012.

The Bucs defense was also tops in the league in causing opponent plays for negative yardage, as well as tackles for loss. Aiding the team in this category was LB Lavonte David, whose 20.0 tackles for loss led the Buccaneers and ranked third in the NFL. David made an impact all over the field in 2012, ranking in the top 10 in tackles (139) and solo tackles, while also becoming only the third rookie in Buccaneers history to record 100+ tackles.

Another key member of Sheridan's defense was DT Gerald McCoy, who set career highs in tackles, sacks and tackles for loss. McCoy also recorded two multi-sack games last season, becoming the first Buccaneer interior lineman to record two or more multi-sack games since Warren Sapp in 2003. McCoy was named to the 2013 Pro Bowl for his efforts last season, and was the first Buccaneers defensive lineman to make the all-star game since DE Simeon Rice and DT Warren Sapp went in 2003.

Sheridan, a 32-year coaching veteran, joined Tampa Bay following two seasons (2010-11) coaching linebackers with the Miami Dolphins.

As a member of Miami's defensive staff, Sheridan helped lead a formidable linebacking corps that included Cameron Wake, Jason Taylor, Karlos Dansby and Kevin Burnett. Wake recorded 22.5 sacks in the two seasons under Sheridan's instruction, including 14.0 in 2010, which ranked third in the NFL, was the eighth highest total in Dolphins franchise history and helped make way for Wake's Pro Bowl berth. In 2011, Burnett and Dansby each recorded over 100 tackles, 2.0 sacks and 10.0 tackles for loss.

Prior to his stint in Miami, Sheridan served five seasons with the New York Giants as linebackers coach (2005-08) and defensive coordinator (2009). He helped mold middle linebacker Antonio Pierce into a Pro Bowler and leader of the 2007 Super Bowl Championship defensive unit.

In 2007, the Giants ranked seventh in the NFL in total defense, eighth in rushing defense and 11th in passing defense, while leading the league in sacks. The unit then had a dominant four-game run in the playoffs, allowing a postseason-low 16.3 points per game. The season culminated with a victory in Super Bowl XLII over the New England Patriots, where the Giants held the highest-scoring offense in NFL history to just 14 points.

The following season the Giants' defense improved to fifth overall, ninth in rushing defense and eighth in passing defense. In Sheridan's lone season as the defensive coordinator, the Giants ranked 13th in total defense, 14th against the rush and 15th versus the pass.

Other Giants linebackers who benefitted from Sheridan's tutelage included Carlos Emmons, Brandon Short, LaVar Arrington, Kawika Mitchell, Chase Blackburn and Mathias Kiwanuka, whom Sheridan guided through a transition from defensive end.

Before joining the professional coaching ranks, Sheridan had extensive coaching experience with some of the most iconic collegiate football programs, having served as linebackers coach (2002) and defensive line coach (2003-04) with Michigan, safeties and special teams coach (2001) with Notre Dame and linebackers coach (1998-2000) with Michigan State.

In his time at Michigan, the team carried a 29-9 record, while earning two trips to the Rose Bowl and a 2002 victory over Florida in the Outback Bowl. They also finished ranked in the AP Top 25 in all three seasons (No. 9 in 2002, No. 6 in 2003 and No. 14 in 2004). He helped coach LB Victor Hobson and DT Gabe Watson to All-Big 10 honors.

In his one year directing the safeties at Notre Dame, he helped tutor Gerome Sapp and Abram Elam, who both went on to NFL careers.

In 1999, Sheridan coached under Nick Saban as Michigan State went on to a 10-2 record, a No. 7 national ranking and a win over Florida in the Florida Citrus Bowl.

Sheridan began his coaching career at Shrine High School in Royal Oak, Michigan, from 1981-84. He was then a graduate assistant at Michigan for two seasons before coaching linebackers at three schools - Maine, Cincinnati and Army - from 1987-95. In 1996 and 1997, Sheridan coached the defensive backs at West Point.

Sheridan is a native of Detroit, Michigan, and earned four letters as a linebacker at Grand Valley State University. He and his wife, Jaycine, have four children: Joe, Nick, Mark and Natalie.

SHERIDAN AT A GLANCE

YEARS	POSITION
1977-80	Grand Valley State University, Player
1981-84	Shrine High School, Assistant Coach
1985-86	University of Michigan, Graduate Assistant
1987-88	University of Maine, Linebackers Coach
1989-91	University of Cincinnati, Linebackers Coach
1992-95	Army, Linebackers Coach
1996-97	Army, Defensive Backs
1998-2000	Michigan State University, Linebackers Coach
2001	University of Notre Dame, Safeties/Special Teams Coach
2002	University of Michigan, Linebackers Coach
2003-04	University of Michigan, Defensive Line Coach
2005-08	New York Giants, Linebackers Coach
2009	New York Giants, Defensive Coordinator
2010-11	Miami Dolphins, Linebackers Coach
2012-13	Tampa Bay Buccaneers, Defensive Coordinator

MIKE SULLIVAN

OFFENSIVE COORDINATOR

12TH NFL SEASON
2ND WITH BUCCANEERS



Mike Sullivan begins his second season as offensive coordinator with the Tampa Bay Buccaneers in 2013.

Sullivan made a major impact on the Buccaneer offense in his first year, as the team set franchise highs in points scored (389), total yards (5,820) and total touchdowns (44). The Bucs finished the season with the ninth-ranked offense in the league, the highest finish in franchise history. From Weeks 6-9, the Bucs recorded four consecutive games with at least 400 yards of offense, including two games with more than 500 yards. That four-week performance marked the most yards in a four-game stretch in team history. The 513 yards put up in Week 7 against New Orleans were the most in a home game in team history and the third-most in team history. Two weeks later, at Oakland, the team recorded 515 yards of offense, the second-highest single-game mark in franchise history. The team also managed to score at least 28 points in five straight games, the first time the Buccaneers had ever done so. The Bucs finished with a 3,000-yard passer (QB Josh Freeman-4,065), a 1,000-yard rusher (RB Doug Martin-1,454) and a 1,000-yard receiver (WR Vincent Jackson-1,384) for the first time in franchise history.

Freeman set team records for passing yards in a season (4,065) and passing touchdowns in a season (27), while also setting the franchise mark for career touchdown passes (78). Freeman became the first passer in Buccaneers history to eclipse the 4,000 yard mark. From Weeks 6-10, Freeman posted a passer rating of over 100 in each of the five games the team played in, becoming the first Buccaneers quarterback to record five consecutive games with a passer rating over 100. He also became the first QB in team history to throw two or more touchdown passes in six consecutive games (Weeks 6-11).

One of the main factors in Freeman's record setting season was WR Vincent Jackson, who also had a career year. Jackson posted career highs in receptions (72) and receiving yards (1,384), while also leading the league in yards per reception (19.2). His 216 receiving yards in Week 7 against New Orleans were a career high, as well as the most in franchise history. Jackson also recorded a 95-yard reception, the longest offensive play in franchise history. He was voted to his third Pro Bowl, and became the first Buc wide receiver to make the all-star game since WR Keenan McCardell in 2003. Not to be outdone, WR Mike Williams posted a career high in receiving yards (996). Jackson and Williams' combined 2,380 receiving yards were the most by a wide receiver duo in team history.

The final third of the Bucs offensive attack was rookie RB Doug Martin. Martin set Bucs rookie records in rushing yards, rushing touchdowns, yards from scrimmage and total touchdowns. His 1,454 rushing yards were the second most in team history, and his 11 rushing touchdowns tied for the second most. Martin had a record-setting day in Week 9 at Oakland, where he ran for 251 yards, tied for the 10th highest single-game mark in NFL history, and the most ever by a Buccaneer. He also scored four rushing touchdowns in the game, the most ever by a Buc, and the most by any player in the league last season.

Sullivan's position in Tampa Bay came on the heels of a successful eight-season stretch with the New York Giants, during which time he coached teams to world championships in both Super Bowl XLII and Super Bowl XLVI.

For two seasons (2010-11), Sullivan was responsible for coaching the Giants quarterbacks, including Eli Manning. Under Sullivan's tutelage, Manning achieved two of the best seasons in the league during that time, culminating in Super Bowl XLVI MVP honors. In 2011, Manning set a single-season franchise record in completions (359) and passing yards (4,933), which also ranked as the sixth-highest mark in NFL history at that time. He was nominated to the 2012 AFC-NFC Pro Bowl and set the NFL record for most fourth-quarter touchdown passes in a season with 15. In two seasons with Sullivan as his position coach, Manning compiled the top two single-season completion totals and two of the top five passing yards and touchdown pass marks in Giants history.

Before working with quarterbacks, Sullivan instructed the Giants wide receivers for six seasons.

In 2009, his group of wideouts caught 236 passes – of which WR Steve Smith had 107, breaking the franchise record for receptions and becoming the first Giants wide receiver to be nominated to the Pro Bowl in 41 years.

In four seasons under Sullivan's direction, WR Plaxico Burress had 244 catches, placing him 12th on the club's career list, with 3,681 receiving yards and 33 touchdown receptions. Burress recorded 10 of those touchdowns in 2006 and 12 the following season, becoming the first Giant since Del Shofner in 1961-62 to post back-to-back seasons with 10 or more touchdown catches. He also was responsible for the game-winning receptions in Super Bowl XLII.

Sullivan has a wide range of coaching experience and ability, having also coached the defensive side of the ball with the Jacksonville Jaguars as a defensive quality control coach in 2002 before becoming the team's offensive assistant in 2003.

He joined the Jaguars after nine years coaching collegiately, beginning his career at Humboldt State in 1993 before stints at Army (1995-96, 1999-2000), Youngstown State (1997-98) and Ohio (2001).

While at Youngstown State in 1997, Sullivan coached under Jim Tressel as the Penguins won the Division 1-AA National Championship. At Ohio, he coached the defensive backs and tutored the kick blocking units on special teams.

Sullivan played defensive back at Army while completing his bachelor of science degree. He later earned his master's from Humboldt State, and is furthermore a graduate of the U.S. Army Airborne, Ranger and Air Assault schools. Sullivan also holds a Blue Belt in Brazilian Jiu Jitsu.

Sullivan, a native of Santa Maria, California, is married to Julie. The couple has two daughters: Carmen Enriqueta and Hope Carolyn.

SULLIVAN AT A GLANCE

YEARS	POSITION
1985-89	Army, Player
1993-94	Humboldt State University, Graduate Assistant/Wide Receivers
1995	Army, Assistant Linebackers Coach
1996	Army, Outside Linebackers Coach
1997-98	Youngstown State University, Defensive Backs Coach
1999-2000	Army, Defensive Backs Coach
2001	Ohio University, Defensive Backs Coach
2002	Jacksonville Jaguars, Defensive Quality Control Coach
2003	Jacksonville Jaguars, Offensive Assistant
2004-09	New York Giants, Wide Receivers Coach
2010-11	New York Giants, Quarterbacks Coach
2012-13	Tampa Bay Buccaneers, Offensive Coordinator

DAVE WANNSTEDT

SPECIAL TEAMS COORDINATOR

19TH NFL SEASON
1ST WITH BUCCANEERS



Dave Wannstedt enters his first season with the Tampa Bay Buccaneers in 2013 as the special teams coordinator.

Wannstedt brings almost 40 years worth of coaching experience to the role, including almost two decades working in the NFL. Wannstedt spent the previous two seasons working with the Buffalo Bills as the assistant head coach/defensive coordinator (2012) and assistant head coach/inside linebackers coach (2011). Wannstedt helped DT Kyle Williams and S Jairus Byrd make the 2013 Pro Bowl, and helped Nick Barnett tie a career high with three interceptions in 2011.

Prior to joining the Bills, Wannstedt spent six seasons as the head coach of the University of Pittsburgh, his alma mater. Wannstedt helped lead Pittsburgh to 10 wins in 2009, the school's highest win total since 1981. They finished that season ranked No. 15 nationally, the highest postseason ranking for the school since 1982. During his final three seasons at Pittsburgh, the team average nine wins per season. Wannstedt also coached notable NFL players CB Darrelle Revis (Tampa Bay Buccaneers), and RB LeSean McCoy (Philadelphia Eagles).

Before coaching his alma mater, Wannstedt was with the Miami Dolphins as head coach (2000-2004) and assistant head coach (1999). While with the Dolphins, Wannstedt helped lead the team to three double-digit winning seasons, as well as consecutive playoff berths in 2000 and 2001, including an AFC East title in 2000. He still holds the highest win percentage of any coach in Dolphins history. During Wannstedt's tenure, the Dolphins allowed the fifth-fewest yards and points allowed in the NFL, while recording the third most interceptions and the fifth-most sacks in the league. His 2000 team led the NFL in interceptions with 28.

Wannstedt got his first head coaching position with the Chicago Bears, which he held from 1993-98. He recorded back-to-back winning seasons in 1994 and 1995, including a postseason berth in 1994, where they beat the division-rival Minnesota Vikings in the Wild Card Round. Wannstedt was named NFC Coach of the Year by UPI and Football News. In his five years with Chicago, the Bears allowed the eighth-fewest yards in the league, including finishing in the top five in 1993 (fourth-290.8 yards per game). His 1993 team also allowed only 14.4 points per game, good for third in the NFL.

Wannstedt entered the NFL as a defensive coordinator for the Dallas Cowboys, a position he held from 1989-91, before being promoted to assistant head coach in 1992. While with Dallas, Wannstedt helped make the Cowboys into one of the best defenses in the league, culminating in the 1992 unit that finished first in the league in yards allowed (245.7 yards per game) and fifth in the league in points allowed (15.2 points per game), en route to winning Super Bowl XXXVII.

Before coming in to the NFL, Wannstedt spent over a decade in the college ranks working at Miami (defensive coordinator 1986-88), Southern California (defensive line 1983-85), Oklahoma State (defensive coordinator/defensive line 1979-82), and Pittsburgh (receivers/special teams 1977-78 and graduate assistant 1975-76).

The highlight of Wannstedt's college coaching career was his time with the University of Miami. In only three seasons, the Hurricanes recorded a 34-2 record, winning the 1987 national championship. Wannstedt's defenses held opponents to 2.2 yards per rush and 10.9 points per game, with 11 NFL draft selections, including five in the first two rounds.

A three-year starter and captain at offensive tackle at Pitt (1970-73), Wannstedt was selected by the Green Bay Packers in the 1974 Draft, but spent the season on Injured Reserve, before beginning his coaching career at his alma mater.

Born on May 21, 1952, Wannstedt was an all-state player at Baldwin (Pa.) High School. He and his wife Jan, have two daughters, Keri (husband Mike) and Jami (husband Eddie). They also have two grandsons, Connor and James, and a granddaughter, Anna.

WANNSTEDT AT A GLANCE

<u>YEARS</u>	<u>POSITION</u>
1970-73	University of Pittsburgh, Player
1974	Green Bay Packers, Player
1975-76	University of Pittsburgh, Graduate Assistant
1977-78	University of Pittsburgh, Receivers/Special Teams Coach
1979-82	Oklahoma State University, Defensive Coordinator/Defensive Line Coach
1983-1985	University of Southern California, Defensive Line Coach
1986-88	University of Miami, Defensive Coordinator
1989-91	Dallas Cowboys, Defensive Coordinator
1989-91	Dallas Cowboys, Assistant Head Coach
1993-98	Chicago Bears, Head Coach
1999	Miami Dolphins, Assistant Head Coach
2000-04	Miami Dolphins, Head Coach
2005-10	University of Pittsburgh, Head Coach
2011	Buffalo Bills, Assistant Head Coach/Inside Linebackers Coach
2012	Buffalo Bills, Assistant Head Coach/Defensive Coordinator
2013	Tampa Bay Buccaneers, Special Teams Coordinator

BRIAN ANGELICHIO**TIGHT ENDS COACH****2ND NFL SEASON****2ND WITH BUCCANEERS**

Brian Angelichio enters his second season with the Tampa Bay Buccaneers in 2013, where he instructs tight ends. He joined Tampa Bay after having worked at Rutgers University, where he served in the same capacity during the 2011 season under Buccaneers head coach, Greg Schiano.

While with the Buccaneers last season, Angelichio coached TE Dallas Clark, who had the most catches (47), receiving yards (435) and touchdowns (4) he has recorded in a season since 2009. Angelichio also helped TE Luke Stocker set career highs in catches, yards and touchdowns, and TE Nate Byham caught his first career touchdown pass.

Prior to his time with the Scarlet Knights, Angelichio coached five seasons with the University of Pittsburgh, where he worked with tight ends and also served as the offensive coordinator in the 2009 BBVA Compass Bowl.

Under Angelichio, Pitt's starting tight ends – and 2010 NFL Draft picks – Nate Byham (San Francisco, 182nd overall) and Dorin Dickerson (Houston, 227th overall) were both named All-Big East in 2009. Byham, as a two-time All-Big East selectee, was the first Panthers tight end to twice earn that honor. Dickerson set a Pitt tight end record with 10 touchdown receptions in 2009 and was named to the Football Writers Association All-America Team in addition to being a finalist for the John Mackey Award for the nation's top tight end.

Angelichio also mentored Pittsburgh's Darrell Strong, who, in 2008, became the first Pitt tight end invited to attend the Hula Bowl all-star game since 1981.

Angelichio started his coaching career at SUNY-Brockport in 1995, coaching the school's secondary, and then spent 10 seasons at Ithaca College, coaching linebackers (1996-97), receivers (1998) and offensive line (1999-2000) before serving as offensive coordinator/offensive line coach (2000-05). With the Bombers, Angelichio coached seven All-Americans and advanced to the postseason in seven of his 10 seasons in addition to guiding a highly productive unit as offensive coordinator that set or tied 30 team and individual records.

A 1995 graduate of St. Lawrence with a bachelor's degree in physical education, Angelichio was a member of the Saints' football and baseball teams. He was a three-year starter at outside linebacker as well as serving as a captain and four-year starter on the baseball team. He earned his master's degree from Ithaca in 1997.

Angelichio was born December 27, 1972 in Ilion, New York.

ANGELICHIO AT A GLANCE

YEARS	POSITION
1991-95	St. Lawrence University, Player
1995	State University of New York at Brockport, Secondary Coach
1996-97	Ithaca College, Linebackers Coach
1998	Ithaca College, Receivers Coach
1999	Ithaca College, Offensive Line Coach
2000-05	Ithaca College, Offensive Coordinator/Offensive Line Coach
2006	University of Pittsburgh, Offensive Assistant/Tight Ends
2007-10	University of Pittsburgh, Tight Ends Coach
2011	Rutgers University, Tight Ends Coach
2012-13	Tampa Bay Buccaneers, Tight Ends Coach

BOB BOSTAD

OFFENSIVE LINE COACH

2ND NFL SEASON
2ND WITH BUCCANEERS



Bob Bostad enters his second season with the Buccaneers in 2013, where he coaches the offensive line.

In 2012 Bostad's coaching philosophy paid off for those under him. Despite losing two Pro Bowl offensive linemen, Bostad instructed an offense that gave up only 26 sacks, tied for third fewest in the league. Rookie RB Doug Martin ran for 1,454 yards and 11 touchdowns in 2012, ranking fifth in the league in both categories. Martin was also selected to play in the 2013 Pro Bowl, becoming the first Bucs rookie selection since 2008 (KR Clifton Smith).

Bostad came to the Buccaneers after a highly successful six-year campaign at Wisconsin working as run game coordinator (2006-11), while also coaching the tight ends (2006-07) and offensive line (2008-11). He was instrumental in some of college football's most explosive offensives and, in particular, dominant rushing attacks. Under Bostad's guidance, the Badgers' offensive line became one of the most decorated position groups in the country. He tutored four first-team All-Americans on Wisconsin's offensive front, including C Pete Konz and G Kevin Zeitler in 2011 and T Gabe Carimi and G John Moffitt in 2010. He had nine players earn All-Big Ten recognition from 2008-11 as offensive line coach.

Four of Bostad's offensive linemen have been selected in three NFL drafts, including three in the 2010 NFL Draft: Carimi, Moffitt and C Bill Nagy. Carimi was selected by the Chicago Bears in the first round after earning consensus All-American honors, the Big Ten Lineman of the Year award and the Outland Trophy as college football's top interior lineman.

As the Badgers' run game coordinator since his start with the team in 2006, Bostad annually helped orchestrate one of the most powerful rushing attacks in the Big Ten and nationally, finishing with more than 3,000 yards each of the past two seasons — one of only eight teams nationally to accomplish that feat — en route to a pair of Big Ten titles and Rose Bowl berths.

In 2011, Heisman trophy finalist RB Monte Ball rushed for 1,923 yards and set an NCAA record with 39 touchdowns. Ball earned first-team All-American honors, as well as the Graham-George Big Ten Offensive Player of the Year award. In 2010, the Badgers nearly became the first team in FBS history to have three different players rush for at least 1,000 yards in the same season: James White (1,052), John Clay (1,012) and Monte Ball (996).

As tight ends coach during his first two seasons at Wisconsin, Bostad coached Travis Beckum. In 2007, Beckum recorded 75 receptions for 982 yards — both school records for a tight end — and was named first-team All-American and a John Mackey Award finalist.

Prior to Wisconsin, Bostad coached the offensive line at New Mexico (1999-2005), where he produced 14 All-Mountain West Conference performers, including seven first-team honorees. His 2005 offensive line opened holes for MWC Offensive Player of the Year DonTrell Moore, the nation's 10th-leading rusher (118.0 yards/game). Moore recorded his fourth season rushing for 1,000 yards in 2005, making him, at the time, just the sixth player in NCAA history to record such a feat.

Several of Bostad's linemen from New Mexico made their way into the professional ranks, as C Ryan Cook, a second-round selection of the Minnesota Vikings, and T Terrance Pennington, a seventh-round pick of the Buffalo Bills, were both rookie starters in the NFL in 2006. Additionally, the 2006 draft saw G Robert Turner sign with the New York Jets as an undrafted free agent and, in 2005, G Claude Terrell was drafted by the St. Louis Rams in the fourth round.

Bostad spent two seasons at San Jose State (1997-98) as offensive line coach and was elevated to an offensive coordinator post his final year. Under his watch, T David Loverne was an All-Western Athletic Conference selection and went on to be drafted in the third round by the New York Jets and spend seven seasons in the NFL.

Bostad coached the offensive line at Cal State Northridge in 1995-96 and spent three seasons as an offensive line graduate assistant at Minnesota (1992-94) under head coach Jim Wacker.

Bostad began his career at his alma mater, UW-Stevens Point, coaching the offensive line from 1990-91. Bostad graduated from UW-Stevens Point in 1989, where he was a four-year starter as a linebacker.

Born September 7, 1966 in Pardeeville, Wisconsin, Bostad and his wife Cara have four children: Rachel, Bryn, Annika and John.

YEARS	POSITION
1986-89	University of Wisconsin-Stevens Point, Player
1990-91	University of Wisconsin-Stevens Point, Offensive Line Coach
1992-94	University of Minnesota, Graduate Assistant/Offensive Line Coach
1995-96	California State University Northridge, Offensive Line Coach
1997	San Jose State University, Offensive Line Coach
1998	San Jose State, Co-Offensive Coordinator/Offensive Line Coach
1999-2005	New Mexico, Offensive Line Coach
2006-07	Wisconsin, Run Game Coordinator/Tight Ends Coach
2008-11	Wisconsin, Run Game Coordinator/Offensive Line Coach
2012-13	Tampa Bay Buccaneers, Offensive Line Coach

JAY BUTLER**HEAD STRENGTH & CONDITIONING COACH****2ND NFL SEASON****2ND WITH BUCCANEERS**

Jay Butler joins the Tampa Bay Buccaneers for his second season in the NFL and second with the team in 2013, serving as head strength and conditioning coach following nearly two decades of experience running collegiate strength and conditioning programs.

Butler followed Buccaneers Head Coach Greg Schiano from Rutgers, where the former spent 11 seasons, first as Head Football Strength and Conditioning Coordinator (2001-03) and then as Assistant Athletic Director for Strength and Conditioning/Head Football Strength and Conditioning Coach (2004-11).

While at Rutgers, Butler spearheaded the efforts to increase the on-field performance of Scarlet Knights football. His vast knowledge in the areas of strength and conditioning helped Rutgers make remarkable strides in the weight room and on the field. His tireless work ethic and demanding approach were realized as he played a role in Rutgers' development from a virtual unknown to a consistently competitive and nationally respected program. His efforts resulted in his being named the 2006 Samson's Strength and Conditioning Coach of the Year by American Football Monthly.

Butler's philosophy has also paid off for the athletes under his guidance, as Scarlet Knights – many of whom continued to train with Butler in the offseason – found success in the NFL in record numbers during the years Butler headed up the strength and conditioning program.

Prior to joining the Scarlet Knights' staff, Butler served as the Director of Speed, Strength and Conditioning at Dartmouth College for five years (1996-2000). Before his stint at Dartmouth, Butler worked four years at East Carolina University in the strength and conditioning program. He began his coaching career as a graduate assistant for three years at ECU, while earning his master's degree. He was soon promoted to Assistant Director of Strength and Conditioning in 1995.

Butler, who graduated from Bucknell University in 1991 with a degree in mechanical engineering, also served as a three-year starter and two-time All-American offensive tackle for the Bison before playing two seasons professionally with the New York Giants and the Montreal Machine (World League).

A two-sport athlete at Hillsborough High in New Jersey, Butler excelled in both football and baseball. A two-year letter winner in football, and a three-year letter winner in baseball, Butler was third-team All-Summerset County in baseball his senior season. He was also named the Scholar-Athlete Award winner during his senior year.

Born September 10, 1969 in Hillsborough, New Jersey, Butler is married to wife Jo Ann and has four daughters: Kylie, Casey, Sydney, and Katherine.

BUTLER AT A GLANCE

YEARS	POSITION
1987-91	Bucknell University, Player
1992-94	East Carolina University, Graduate Assistant
1995	East Carolina University, Assistant Director of Strength and Conditioning
1996-2000	Dartmouth College, Director of Speed, Strength and Conditioning
2001-03	Rutgers University, Head Football Strength and Conditioning Coordinator
2004-11	Rutgers University, Assistant Athletic Director for Strength and Conditioning/ Head Football Strength and Conditioning Coach
2012-13	Tampa Bay Buccaneers, Head Strength and Conditioning Coach

EARNEST BYNER**RUNNING BACKS COACH****16TH NFL SEASON****2ND WITH BUCCANEERS**

Earnest Byner enters his second season with the Tampa Bay Buccaneers in 2013, where he serves as running backs coach.

During his first season with the Buccaneers, Byner coached RB Doug Martin, who had one of the best seasons in team history. In 2012, Martin recorded 1,454 rushing yards (fifth-most in the NFL) and 1,926 yards from scrimmage (third-most in the NFL). He also scored 11 rushing touchdowns and added a receiving touchdown. He finished the year with the second most scrimmage yards, rushing yards, rushing touchdowns and total touchdowns in franchise history, while setting rookie records in all of those categories. Martin was selected to the 2013 Pro Bowl, becoming the first Buccaneer running back to be selected since Mike Alstott (2002).

Byner brings nearly three decades of experience to the Buccaneers as an NFL player, coach and member of the front office. In nine years coaching running backs for several different clubs, Byner has had a back finish among the league's top 10 rushers in eight of those seasons, including two players who won a season's rushing title: Tennessee Titans RB Chris Johnson in 2009 and Jacksonville Jaguars RB Maurice Jones-Drew in 2011. He is one of only two active running back coaches to have more than one player win a rushing title. In fact, Byner has led a back to 1,000 yards rushing in each of his nine seasons as coach, the longest streak of consecutive 1,000 yard backs for any running backs coach in the NFL.

Prior to his time with the Buccaneers, Byner spent two seasons with the Jaguars (2010-11), where, under his tutelage, Jones-Drew led the NFL and set the single-season franchise record for the Jaguars with 1,606 yards rushing (2011). Jones-Drew, who was voted to the Pro Bowl and was named to the Associated Press first-team, also became the first player in team history to lead the NFL in rushing yards. In 2010, the Jaguars ranked third in the NFL in rushing, averaging 149.7 yards per game, and their 4.7 yards per carry ranked fifth in the league. Jones-Drew rushed for 1,324 yards in only 14 games, including a stretch of six consecutive 100-yard outings.

Before joining the Jaguars, Byner served as running backs coach for the Tennessee Titans from 2008-09, overseeing Johnson's development. In 2009, Johnson became just the sixth player in NFL history to rush for 2,000 yards (2,006) and broke the yards from scrimmage record (2,509) previously held by Marshall Faulk. Johnson, the NFL Offensive Player of the Year that season, rushed for 100 yards in 11 consecutive games, tying Marcus Allen for the second-longest streak in NFL history (Barry Sanders, 14 in 1997). During the 2008 season, Byner helped LenDale White rank third in the NFL with 15 rushing touchdowns, while Johnson rushed for 1,228 yards and earned Pro Bowl and All-Rookie honors.

Byner began his coaching career with the Washington Redskins as running backs coach (2004-07), helping RB Clinton Portis to 4,616 yards and 34 touchdowns in those four seasons. He also aided Ladell Betts, who finished with 1,154 yards rushing after Portis was placed on Injured Reserve halfway through the 2006 season.

Following his retirement from a 14-year NFL playing career, Byner joined the Baltimore Ravens as the director of player development from 1998-03, while also assisting the personnel and coaching departments.

Originally a 10th-round draft pick by the Cleveland Browns in 1984, Byner played seven seasons for the Browns (1984-88, 1994-95), five seasons with the Redskins (1989-93) and two seasons with the Ravens (1996-97). In that time, he registered 8,261 rushing yards, 56 touchdowns and was named to two Pro Bowls (1990-91). When he retired, he ranked 16th in NFL history in career rushing yards.

Byner earned a number of honors throughout his career, including being named one of the 70 Greatest Redskins in 2002, an induction into the Ravens Ring of Honor, the Ed Block Courage Award in 1986, the 1996 NFL Extra Effort award, the NFLPA Unsung Hero award in 1997 and the Ravens Man of the Year award in 1997.

He was a collegiate standout at East Carolina (1980-83), where he is a member of the school's Sports Hall of Fame.

BYNER AT A GLANCE

YEARS	POSITION
1980-83	East Carolina University, Player
1984-88	Cleveland Browns, Player
1989-93	Washington Redskins, Player
1994-95	Cleveland Browns, Player
1996-97	Baltimore Ravens, Player
1998-2003	Baltimore Ravens, Director of Player Development/Assistant Running Backs Coach
2004-07	Washington Redskins, Running Backs Coach
2008-09	Tennessee Titans, Running Backs Coach
2010-11	Jacksonville Jaguars, Running Backs Coach
2012-13	Tampa Bay Buccaneers, Running Backs Coach

BRYAN COX

PASS RUSH SPECIALIST

8TH NFL SEASON

2ND WITH BUCCANEERS



Bryan Cox enters his second season with the Tampa Bay Buccaneers in 2013, where he will serve as pass rush specialist.

In his first season with the Buccaneers, Cox worked as the defensive front seven coach, helping several players post banner years. DT Gerald McCoy set career highs in tackles and sacks, while earning a spot on the 2012 Pro Bowl roster for the first time in his career. DEs Michael Bennett (9.0), Da'Quan Bowers (3.0) and Daniel Te'o-Nesheim (4.0) all posted career highs in sacks as well.

Cox joined the Buccaneers after six years in the NFL coaching ranks with the New York Jets, Cleveland Browns and Miami Dolphins. Most recently, in 2011, Cox worked with new Buccaneers defensive coordinator Bill Sheridan in Miami as the pass rush coach, helping the team to a top 10 finish in sacks, with 41 accounted for by 13 different players. The team finished with four different players having recorded four or more sacks, including Jared Odrick (6.0), Randy Starks (4.5), Jason Taylor (7.0) and Cameron Wake (8.5).

Cox joined the Dolphins after spending the 2009-10 seasons with the Cleveland Browns as defensive line coach. In his first year with the Browns, he helped DE Robaire Smith come back from an Achilles injury to start in 15 games and finish fifth on the team with 62 tackles and 1.5 sacks. He also oversaw the development of NT Ahtyba Rubin and DE Brian Schaefering, both of whom made their first NFL starts in 2009. Rubin, a second-year performer, recorded 38 tackles and started the final five games as the Browns held their opponents to less than 100 yards rushing in three of them. Schaefering played in the final five games of the season after spending the first 12 weeks on the practice squad, responding with 12 tackles and 1.5 sacks in his limited action. In all, Cox's defensive lineman accounted for 11.5 sacks in 2009.

Cox started his coaching career with the New York Jets, spending three seasons as assistant defensive line coach (2006-08). In 2008, he helped the Jets defense rank seventh in the NFL in both sacks (41.0) and run defense (94.9 ypg), during which time DT Shaun Ellis led the team with 8.0 sacks and finished fifth on the team in tackles.

Cox had a stellar 12-year career as a linebacker in the NFL after being chosen by Miami in the fifth round of the 1991 NFL Draft (113th overall). He played the first five years of his career in Miami before spending time with Chicago (1996-97), where Buccaneers Head Coach Greg Schiano was serving as a defensive assistant. Cox then went on to play for the N.Y. Jets (1998-2000), New England (2001) and finished his career with New Orleans (2002). During his career, he appeared in 165 regular season games, including 145 starts. He posted 51.5 career sacks, with a high of 14 in 1992, a figure which led the Dolphins that year and earned him the first of three Pro Bowl selections.

A graduate of Western Illinois, Cox played collegiately for the Leathernecks from 1987-90 while earning his degree in mass communications.

He is a native of East St. Louis, Illinois, and is married to Kim. The couple has four daughters – Lavonda, Brittani, Kelli and Chiquita – and one son – Bryan, Jr.

COX AT A GLANCE

YEARS	POSITION
1987-90	Western Illinois University, Player
1991-95	Miami Dolphins, Player
1996-97	Chicago Bears, Player
1998-2000	New York Jets, Player
2001	New England Patriots, Player
2002	New Orleans Saints, Player
2006-08	New York Jets, Assistant Defensive Line Coach
2009-10	Cleveland Browns, Defensive Line Coach
2011	Miami Dolphins, Pass Rush Coach
2012	Tampa Bay Buccaneers, Defensive Front Seven Coach
2013	Tampa Bay Buccaneers, Pass Rush Specialist

BOB FRASER**ASSISTANT DEFENSIVE COORDINATOR****2ND NFL SEASON****2ND WITH BUCCANEERS**

Bob Fraser enters his second season with the Tampa Bay Buccaneers in 2013, working as the assistant defensive coordinator.

In 2012, Fraser, working as the Buccaneers linebackers coach, coached LB Lavonte David to an outstanding rookie season. David led the team in both tackles and tackles for loss last year, while ranking in the top 10 in the NFL in tackles and in the top five in solo tackles and tackles for loss. David's efforts led to him being named NFL Defensive Rookie of the Month for November, becoming the first Buccaneer to win the award. LB Mason Foster also had a strong season, and he and David combined to be the first pair of Buccaneers linebackers to top 100 tackles in a season since Barrett Ruud (114) and Derrick Brooks (109) in 2007.

Fraser came to Tampa Bay with more than two decades of coaching experience on the collegiate level, having most recently worked for six seasons (2006-11) under Head Coach Greg Schiano at Rutgers University in varying capacities.

After spending his first season with the Scarlet Knights in 2006 as assistant to the head coach, Fraser then worked the 2007-08 seasons with the linebacking corps before taking on defensive coordinator duties, along with coaching linebackers, for 2009-10. In 2011, he continued his role as defensive coordinator, but moved to mentoring the Rutgers defensive line.

During his time at RU, Fraser was instrumental in helping orchestrate some of Rutgers' finest defensive units. In 2011, his defense finished first in the Big East Conference in four defensive categories: total defense, scoring defense, pass defense and pass efficiency defense. It was also ranked in the top 20 nationally in total defense (14th), scoring defense (8th), pass defense (9th), pass efficiency defense (5th), sacks (15th), and tackles for loss (8th). In addition, Rutgers LB Khaseem Greene was named both an All-American and the first Big East Co-Defensive Player of the Year in school history.

In his first season as a defensive coordinator in 2009, Fraser helped the Scarlet Knights to top 20 national rankings in six categories, including leading the nation in tackles for loss and ranking fourth in sacks. RU was 15th in the country in rushing defense, 16th in scoring defense and 18th in total defense.

Before joining the RU staff, Fraser served nine seasons coaching linebackers at Colgate University. During his tenure, he tutored three Patriot League Defensive Player of the Year honorees, nine All-Patriot League selections and two All-Americans.

Fraser started his coaching career as a graduate assistant at his alma mater, Allegheny College, during the 1985-86 seasons. He later served in the same role at Rutgers for the 1987-88 seasons, where he worked with Head Coach Greg Schiano who was then a graduate assistant as well.

Fraser returned to Allegheny for the 1989 season in his first full-time position, spending three seasons as linebackers coach. The Gators were undefeated for two seasons, and, in 1990, won the NCAA Division III National Championship.

From 1992-95, Fraser coached the defensive line at Holy Cross, and then spent the 1996 season working with offensive tackles and tight ends at Northeastern.

FRASER AT A GLANCE

YEARS	POSITION
1981-84	Allegheny College, Player
1985-86	Allegheny College, Graduate Assistant
1987-88	Rutgers University, Graduate Assistant
1989-91	Allegheny College, Linebackers Coach/Special Teams Coordinator
1992-95	College of Holy Cross, Defensive Line Coach
1996	Northeastern University, Offensive Tackles and Tight Ends Coach/ Special Teams Coordinator
1997	Allegheny College, Linebackers Coach/Special Teams Coordinator
1998-2005	Colgate University, Linebackers Coach
2006	Rutgers University, Assistant to the Head Coach
2007-08	Rutgers University, Linebackers Coach
2009-10	Rutgers, Co-Defensive Coordinator/Linebackers Coach
2011	Rutgers University, Defensive Coordinator/Defensive Line
2012	Tampa Bay Buccaneers, Linebackers Coach
2013	Tampa Bay Buccaneers, Assistant Defensive Coordinator

PHIL GALIANO

ASSISTANT SPECIAL TEAMS COACH

2ND NFL SEASON
2ND WITH BUCCANEERS



Phil Galiano enters his second season with the Tampa Bay Buccaneers as assistant special teams coach in 2013.

In his first year with the team, Galiano helped the Buccaneers lead the league in blocked punts with three, including LB Dekoda Watson tying for the league lead with two, and earning NFC Special Teams Player of the Month for November. Galiano also worked with K Connor Barth, who tied for the league lead in made field goals of 40+ yards and P Michael Koenen, who led the league in touchbacks and touchback percentage on kickoffs.

Galiano spent the past two seasons at Rutgers – his second stint with the Scarlet Knights – where he coached tight ends in 2010 and, most recently, the defensive line in 2011. He previously coached the defensive ends and linebackers in his first term with the team from 2003-06.

Prior to his return to Rutgers, Galiano served as the defensive coordinator and linebackers coach at Florida International. While at FIU, Galiano helped the Panthers achieve marked improvements on the defensive side of the ball. Between the 2007 and 2008 seasons, FIU jumped up 74 spots in turnover margin, 45 spots in pass efficiency defense, 36 spots in scoring defense, 34 spots in total defense and 25 spots in rush defense. The team also ranked 25th nationally in tackles for loss average, moving up 37 spots.

In his first stay with the Scarlet Knights, Galiano began with a position as defensive assistant in 2003 before he was elevated to linebackers coach in 2004. He later spent the 2005-06 seasons coaching the defensive ends.

In 2006, Galiano's defensive ends were major contributors on a defensive unit that ranked fourth nationally. Rutgers' defense was fifth in the NCAA in both sacks and tackles for loss per game and produced first-team All-America and All-Big East defensive lineman Eric Foster, as well as second-team All-Big East defensive lineman Jamaal Westerman, both of whom played in the National Football League. That season, Rutgers earned just its second bowl berth in school history – and first-ever bowl victory – with a 37-10 win over Kansas State in the Texas Bowl.

Galiano began his coaching career at Dickinson College, where he worked with the outside linebackers during the 2000 season. He spent 2001 as outside linebackers coach at the University of New Haven before becoming an offensive assistant at Villanova in 2002, working primarily with the tight ends.

A three-year starter at safety for Shippensburg University, Galiano served as a tri-captain during his senior campaign. He helped lead the Raiders to three consecutive winning seasons from 1997-99, posting a 21-11 mark over that span.

Galiano, who originally hails from Norristown, Pennsylvania, graduated from Shippensburg in 2000 with a bachelor's degree in business administration. He and his wife, Kelly, have a son, Thomas Jeffrey, and daughter, Taylor Lee.

GALIANO AT A GLANCE

YEARS	POSITION
1996-99	Shippensburg University, Player
2000	Dickinson College, Outside Linebackers Coach
2001	University of New Haven, Outside Linebackers Coach
2002	Villanova University, Offensive Assistant
2003	Rutgers University, Graduate Assistant
2004	Rutgers University, Linebackers Coach
2005-06	Rutgers University, Defensive Ends Coach
2007-09	Florida International University, Defensive Coordinator/Linebackers Coach
2010	Rutgers University, Tight Ends Coach
2011	Rutgers University, Defensive Line Coach
2012-13	Tampa Bay Buccaneers, Assistant Special Teams Coach

JOHN GARRETT

WIDE RECEIVERS COACH

19TH NFL SEASON
1ST WITH BUCCANEERS



John Garrett enters his first season with the Tampa Bay Buccaneers in 2013, where he will coach the wide receivers. He joins Tampa Bay for his 19th year coaching in the NFL, most recently having worked with the Dallas Cowboys as passing game coordinator and tight ends coach.

During his time with the Cowboys, Garrett was instrumental in helping Dallas TE Jason Witten become one of the league's premier players at the position. Under Garrett from 2007-12, Witten led all tight ends in receptions (554) and receiving yards (6,110). Witten also made five Pro Bowls (2007-10, 2012) and five All-Pro teams (2007-10, 2012) during that time span.

As Dallas' passing game coordinator in 2011 and 2012, Garrett also helped QB Tony Romo set career highs in passer rating (102.5 in 2011) and passing yards (4,903 in 2012), the most in Cowboys history.

Prior to joining the Cowboys, Garrett spent three seasons at the University of Virginia, where he worked as the wide receivers coach, working with future Buccaneer WR Kevin Ogletree. During his time with the Cavaliers, the team made three bowl appearances, including a nine-win season in 2007, tied for the most in a single season since 1989.

Garrett began his coaching career with the Cincinnati Bengals as an offensive assistant/wide receivers coach in 1995 and spent seven seasons with the Bengals, working as an offensive assistant (1995, 1997-98, 2001), wide receivers coach (1995-96) and tight ends coach (2002). He also spent two seasons as the quarterbacks coach of the Arizona Cardinals (1999-2000).

In his first two years with the Bengals, as their wide receivers coach, he helped WR Carl Pickens become one of the top pass catchers in the NFL. Under Garrett, Pickens set career highs in receptions (100 in 1996), receiving yards (1,234 in 1995) and touchdowns (17 in 1995), while also being selected to the Pro Bowl and All-Pro team during those two years. Pickens also led the NFL in touchdown receptions (29) during his two years with Garrett.

As a player, Garrett was a wide receiver at both Columbia and Princeton, graduating from Princeton in 1988 with a bachelor's degree in history. Garrett spent time with both the Bengals and the Bills, as well as the San Antonio Riders of the World League of American Football before beginning his post-playing career as a pro personnel assistant with the Buccaneers in 1992.

Garrett was born on March 2, 1965 in Danville, Pa., and graduated from the University School in Cleveland, Ohio. He and his wife, Honor, have four children – son John Morgan and daughters Honor, Olivia and Caroline.

GARRET AT A GLANCE

YEARS	POSITION
1983-85	Columbia University, Player
1986-88	Princeton University, Player
1989	Cincinnati Bengals, Player
1991	San Antonio Riders (WLA), Player
1991	Buffalo Bills, Player
1992-94	Tampa Bay Buccaneers, Pro Personnel Assistant
1995	Cincinnati Bengals, Offensive Assistant/Wide Receivers Coach
1996	Cincinnati Bengals, Wide Receivers Coach
1997-98	Cincinnati Bengals, Offensive Assistant
1999-2000	Arizona Cardinals, Quarterbacks Coach
2001	Cincinnati Bengals, Offensive Assistant
2002	Cincinnati Bengals, Tight Ends Coach
2003	Cincinnati Bengals, Scout
2004-06	University of Virginia, Wide Receivers Coach
2007-10	Dallas Cowboys, Tight Ends Coach
2011-12	Dallas Cowboys, Tight Ends Coach/Passing Game Coordinator
2013	Tampa Bay Buccaneers, Wide Receivers Coach

BOB GILMARTIN**ASSISTANT STRENGTH & CONDITIONING COACH****2ND NFL SEASON****2ND WITH BUCCANEERS**

Bob Gilmartin enters his second season with the Tampa Bay Buccaneers in 2013 as the assistant strength and conditioning coach.

Gilmartin joined the Buccaneers last year following 11 seasons working in the strength and conditioning department at Rutgers University, where he served as an assistant with the football program and as head strength and conditioning coach for the men's lacrosse, women's lacrosse, field hockey and wrestling programs.

A 1989 graduate of UMass-Amherst, Gilmartin earned a bachelor's degree in management. He is a NSCA Certified Strength and Conditioning Specialist and a USAW Level 1 Club Coach.

Gilmartin, a Massachusetts native, graduated from Millis High School (Millis, Mass where he played football and basketball.

GILMARTIN AT A GLANCE

YEARS	POSITION
2001-11	Rutgers University, Asst. Strength Coach for Football/Head Strength Coach for Lacrosse, Field Hockey and Wrestling
2012-13	Tampa Bay Buccaneers, Assistant Strength and Conditioning Coach

JEFF HAFLEY**SAFETIES COACH****2ND NFL SEASON****2ND WITH BUCCANEERS**

Jeff Hafley enters his second season in the NFL and second with Tampa Bay in 2013 as safeties coach.

Hafley spent the 2012 season as the Buccaneers assistant defensive backs coach. He worked with the safeties extensively, including rookie S Mark Barron and DB Rondé Barber. Barron finished his first year in the league with the second-most tackles by a rookie defensive back and the second-most passes defended. Barber, playing in his first season at safety, picked off four passes, returning one for a touch-down and led the NFC in fan votes for the Pro Bowl.

Prior to entering the NFL ranks, Hafley was secondary coach at Rutgers University in 2011 under Head Coach Greg Schiano, where he led the ninth-ranked passing defense in the country and coached DB Duron Harmon to first-team All-Big East honors and CB Logan Ryan to second-team recognition.

Before joining Rutgers' staff, Hafley worked five seasons at the University of Pittsburgh as the secondary coach (2008-10) and defensive assistant/cornerbacks coach (2006-07). While with the Panthers, he coached four players who were named to All-Big East teams, including CB Aaron Berry and S Dom DeCicco in 2009, both of whom went on to play professionally, with Berry starting at cornerback for the Detroit Lions and DeCicco playing linebacker for the Chicago Bears. In 2006, Hafley helped mentor NFL Pro Bowl CB Darrelle Revis, who went on to be a Jim Thorpe finalist, All-American and 14th-overall draft selection for the N.Y. Jets, before joining the Buccaneers this offseason.

Hafley served at the University of Albany as the defensive backs coach/recruiting coordinator (2004-05) and as defensive tackles coach (2002-03) prior to his time at Pittsburgh, after having spent one season at Worcester Polytechnic as the running backs coach during the 2001 season.

During his time at Albany, Hafley coached S Kurt Campbell, who became the first player in the school's history to be selected in the NFL Draft.

Hafley graduated cum laude from Siena College with a bachelor's degree in history in 2001. He played wide receiver at Siena from 1997-2000, and began his coaching career at his alma mater while recovering from three separate surgeries that kept him off the field. He later earned his master's from Albany in 2003.

Hafley, a native of Montvale, New Jersey, is married to Gina Hafley.

HAFLEY AT A GLANCE**YEARS****POSITION**

1997-2000

Siena College, Player

2001

Worcester Polytechnic University, Running Backs Coach

2002-03

University of Albany, Defensive Tackles Coach

2004-05

University of Albany, Defensive Backs Coach/Recruiting Coordinator

2006-07

University of Pittsburgh, Defensive Assistant/Cornerbacks

2008-10

University of Pittsburgh, Secondary Coach

2011

Rutgers University, Secondary Coach

2012

Tampa Bay Buccaneers, Assistant Defensive Backs Coach

2013

Tampa Bay Buccaneers, Safeties Coach

STEVE LONEY

ASSISTANT OFFENSIVE LINE COACH

12TH NFL SEASON
2ND WITH BUCCANEERS



Steve Loney enters his second season with the Tampa Bay Buccaneers in 2013, where he assists in the instruction of the offensive line.

In his first season with the Buccaneers, Loney assisted offensive line coach Bob Bostad, with the Buccaneers allowing only 26 sacks, tied for the third fewest in the league, despite losing Pro Bowl guards Davin Joseph and Carl Nicks. Loney's assistance also helped rookie RB Doug Martin rank in the top 5 in rushing yards and touchdowns, earning a spot in the 2013 Pro Bowl.

Loney has a vast array of coaching experience, both on the professional and collegiate levels, and comes to the Buccaneers following four seasons with the St. Louis Rams, where he coached the offensive line (2008-11). His line helped pave the way for RB Steven Jackson, who recorded at least 1,000 yards rushing each season Loney was on staff.

In 2010, Loney helped T Rodger Saffold to All-Rookie honors, as the latter became the only rookie in the NFL that season to start all 16 games at left tackle. The team also gave up 10 fewer sacks than it had in 2009, despite attempting 47 more passes, which marked the second straight season the team had improved on the previous year's mark.

During the 2008 season, Loney's blockers helped Jackson produce his second-best career performance and earn a Pro Bowl berth following an NFC-leading 1,416 yards rushing. The offensive line paved the way for the Rams to average 118.4 rushing yards from scrimmage per game, the best in the NFL.

Loney joined the Rams after one season as interim head coach at Drake University (2007), one season as offensive line coach with the Arizona Cardinals (2006), and four seasons with the Minnesota Vikings, where he coached the offensive line (2002-05) and added offensive coordinator duties in 2005.

While with the Vikings, the team led the NFL in rushing in 2002, led the NFL in total offense in 2003, and set a franchise record for yardage in 2004 as QB Daunte Culpepper broke nearly every Vikings passing record and posted the fourth-best passer rating in NFL history.

Loney has coached at Iowa State, his alma mater, on three separate occasions: first as a graduate assistant in 1974 when he first began coaching, and then as offensive coordinator/offensive line coach from 1995-97 and 2000-01. Loney's offense spearheaded back-to-back bowl seasons in 2000 and 2001. In 2000, the Cyclones averaged 424.4 yards per game, the third-best total in school history. During the 1995 and 1996 seasons, Heisman Trophy finalist Troy Davis became the only tailback in national collegiate history to rush for two consecutive 2,000-yard seasons.

Between his latter stints with the Cyclones, Loney worked as the offensive coordinator and offensive line coach at the University of Minnesota (1998-99). The Golden Gophers were second in the Big Ten Conference and 11th in the nation in rushing offense in 1999.

Loney was assistant head coach and wide receivers coach at Connecticut in 1994 and made his NFL coaching debut as an assistant offensive line coach for the Phoenix Cardinals in 1993. Loney also spent time with Missouri Western (1975-76), Morehead State University (1979-83), The Citadel (1984-86) and Colorado State (1989-92) on the collegiate level, and coached two seasons at Leavenworth (KS) High School (1977-78).

A letter winner on the offensive line for Iowa State in 1973, Loney earned his bachelor's degree in distributed studies and his master's degree in secondary school administration at the university.

Loney and his wife, Terri, a former collegiate golf coach at Colorado State, have three children: Matt, Katie, and Kylan. The couple also has seven grandchildren.

YEARS	POSITION
1970-73	Iowa State University, Player
1974	Iowa State University, Graduate Assistant
1975	Missouri Western State University, Offensive Line
1976	Missouri Western State University, Offensive Coordinator/Offensive Line
1977-78	Leavenworth (KS) High School, Head Coach
1979-80	Morehead State University, Assistant Head Coach/Offensive Line
1981-83	Morehead State University, Head Coach
1984-86	The Citadel, Assistant Head Coach/Offensive Line/Special Teams Coordinator
1989-92	Colorado State University, Assistant Head Coach/Offensive Tackles & Tight Ends
1993	Phoenix Cardinals, Assistant Offensive Line
1994	University of Connecticut, Assistant Head Coach/Wide Receivers
1995-97	Iowa State University, Offensive Coordinator/Offensive Line
1998-99	University of Minnesota, Offensive Coordinator/Offensive Line
2000-01	Iowa State University, Offensive Coordinator/Offensive Line
2002-04	Minnesota Vikings, Offensive Line Coach
2005	Minnesota Vikings, Offensive Coordinator/Offensive Line Coach
2006	Arizona Cardinals, Offensive Line Coach
2007	Drake University, Interim Head Coach
2008-11	St. Louis Rams, Offensive Line Coach
2012-13	Tampa Bay Buccaneers, Assistant Offensive Line Coach

TEM LUKABU

DEFENSIVE ASSISTANT

2ND NFL SEASON
2ND WITH BUCCANEERS



Tem Lukabu enters his second season in the NFL and second with the Buccaneers in 2013, serving the club as defensive assistant.

In 2012, Lukabu assisted in the coaching of the Buccaneer defense, which ranked first in the NFL against the run, after finishing the 2011 season last in that category. Lukabu also worked with DT Gerald McCoy, who was named to the 2013 NFC Pro Bowl roster for the first time in his career.

Lukabu joined Tampa Bay following two seasons (2010-11) at Rutgers University, where he coached outside linebackers. In 2011, Lukabu was instrumental in LB Khaseem Greene's standout season, in which the latter led the team with 144 tackles, earning conference Co-Defensive Player of the Year honors, the first in Rutgers history. He was hired as defensive coordinator at Fordham University in January 2012, but ultimately left to join Tampa Bay's staff.

Before working with the Scarlet Knights, Lukabu spent two seasons (2008-09) as linebackers coach at the University of Rhode Island, mentoring a pair of notable players in Matt Hansen, a second-team All-Colonial Athletic Association and All-New England Sports Writer honoree, and Rob Damon, a third-team Football Championship Subdivision All-American and third-team All-CAA recipient.

Lukabu began his coaching career working in player development at Rutgers from 2006-08, where he was responsible for the academic growth and development of football players, monitoring the academic performance of specific players with special needs and assisting in the execution of plans and academic goals set for the team.

A former linebacker himself, Lukabu was a three-year starter at Colgate University and, in 2003, captained the national runner-up squad that finished 15-1 and ranked second in the nation. That same season, he was named a third team AP All-American and was a finalist for the Buck Buchanan Award, given to the national defensive player of the year.

Lukabu earned his Bachelor of Arts Degree in history with a minor in political science from Colgate in 2004. He is a native of Avenel, New Jersey, and is married to wife, Kate. The couple has two daughters, Zaida and Kamryn.

LUKABU AT A GLANCE

YEARS

2002-04
2006-07
2008-09
2010-11
2012-13

POSITION

Colgate University, Player
Rutgers University, Player Development
University of Rhode Island, Linebackers Coach
Rutgers University, Outside Linebackers Coach
Tampa Bay Buccaneers, Defensive Assistant

KEVIN MacCONNELL

DIRECTOR OF FOOTBALL OPERATIONS

2ND NFL SEASON
2ND WITH BUCCANEERS



Kevin MacConnell enters his second season with the Tampa Bay Buccaneers in 2013 as the Director of Football Operations.

MacConnell is responsible for assisting Head Coach Greg Schiano in organizing football operations for the club. He manages many elements of Schiano's off-field agenda, including the day-to-day schedule, player and staff communications, and the football calendar, including offseason programs, minicamps and training camp.

Prior to his arrival at Tampa Bay, MacConnell worked 26 years for the Rutgers athletic department in a variety of administrative roles. He joined the Scarlet Knights in 1986 when he was names director of sports media relations, and then worked in marketing and external affairs before being named Deputy Director of Athletics in 2005. In that role, MacConnell oversaw athletic administration, facilities, events and operations, tickets, marketing and communications, development and was the administrator for Rutgers Football.

MacConnell worked for the Atlantic 10 Conference, the USFL's New Jersey Generals and the New Jersey Nets prior to his employment at Rutgers.

A Plainfield, New Jersey native, MacConnell graduated from Rutgers in 1980.

MacCONNELL AT A GLANCE

YEARS	POSITION
1980-82	New Jersey Nets, Director of Media Information
1982-84	New Jersey Generals (USFL), Director of Public Relations
1984-86	Atlantic 10 Conference, Director of Media Relations
1987-1988	Rutgers University, Director of Sports Media Relations
1989-2000	Rutgers University, Assistant Athletic Director for Marketing and Communications
2001-05	Rutgers University, Senior Associate Athletic Director for External Relations
2005-11	Rutgers University, Deputy Director of Athletics
2012-13	Tampa Bay Buccaneers, Director of Football Operations

BEN McDANIELS**OFFENSIVE ASSISTANT****4TH NFL SEASON****2ND WITH BUCCANEERS**

Ben McDaniels enters his second season with the Buccaneers in 2013, working as an offensive assistant.

In 2012, McDaniels assisted in the coaching of the Buccaneers offense, which set team records in passing yards, total yards and points scored. McDaniels was part of an offensive staff that helped WR Vincent Jackson and RB Doug Martin earn spots on the 2013 NFC Pro Bowl Roster.

McDaniels served previously on the coaching staff of the Denver Broncos, working as coaching assistant in 2009 and quarterbacks coach in 2010, before being hired as Columbia University's offensive coordinator in December 2011.

While with the Broncos in 2010, McDaniels helped direct the seventh-ranked pass offense in the National Football League as quarterbacks Kyle Orton and Tim Tebow combined for 4,307 passing yards and 25 touchdowns to just 12 interceptions, while Tebow also added 227 yards rushing and six rushing scores.

In 2009, McDaniels was part of a Denver offensive coaching staff that helped Orton to a career year, setting a personal best with 3,802 passing yards, which marked the second-highest total in the NFL among players in their first year with a team. Orton also tied for fifth in the league and matched a club record by posting a passer rating of at least 90.0 in 10 games. In addition, the Broncos offense tied for seventh in the NFL with only 23 giveaways, marking the fourth-lowest total in team history.

Before joining the Broncos, McDaniels spent three years coaching high school football in Ohio. He instructed quarterbacks at Massillon Jackson High School in 2008 after a two-year stint coaching the quarterbacks at Canton McKinley Senior High School from 2006-07. He began his coaching career in 2003 as a wide receivers coach at Warren Harding (Ohio) High School.

McDaniels worked for the University of Minnesota as a graduate assistant under Head Coach Glen Mason from 2004-05. The Golden Gophers posted a 7-5 record and earned a berth in the Music City Bowl during each of those two seasons with McDaniels working with the wide receivers in 2004 and the defensive backs in 2005.

While at Minnesota in 2005, McDaniels was part of its team that recaptured the "Little Brown Jug" on a last-second road victory over the University of Michigan, marking the Golden Gophers' first – and currently only – victory against Michigan since 1986 in one of college football's oldest rivalries.

McDaniels was a quarterback at Kent State University under Head Coach Dean Pees from 1999-2001 after playing for Canton McKinley, which he led to a 37-3 record and two state championships during his three years as a starter. He set Canton McKinley career and single-season records for passing yards and touchdowns while also helping it earn a No. 1 national ranking from USA Today in 1997.

McDaniels resides in St. Pete Beach with his wife Kyle and daughter Kinley.

McDANIELS AT A GLANCE

YEARS	POSITION
1999-01	Kent State University, Player
2003	Warren G. Harding High School, Wide Receivers Coach
2004-05	University of Minnesota, Graduate Assistant
2006-07	Canton McKinley High School, Quarterbacks Coach
2008	Jackson High School, Quarterbacks Coach
2009	Denver Broncos, Coaching Assistant
2010	Denver Broncos, Quarterbacks Coach
2012-13	Tampa Bay Buccaneers, Offensive Assistant

JOHN McNULTY

QUARTERBACKS COACH

11TH NFL SEASON
1ST WITH BUCCANEERS



John McNulty enters his first season with the Tampa Bay Buccaneers in 2013 and will coach the Buccaneers quarterbacks.

McNulty brings 23 years of coaching experience to Tampa Bay, including 10 years in the NFL, working as quarterbacks coach (2012) and as wide receivers coach (2009-11) for the Arizona Cardinals, wide receivers coach for the Dallas Cowboys (2003) and offensive quality control/wide receivers coach with the Jacksonville Jaguars (1998-2002).

During his time in Arizona, McNulty worked with WR Larry Fitzgerald, helping him record three straight Pro Bowl berths (2009-11) and two All-Pro selections (2009, 2011), while also leading the NFL in touchdown receptions (13) in 2010. Fitzgerald also became the Cardinals' franchise leader in receiving yards, receiving touchdowns and 100-yard games during McNulty's tenure.

Between his stints in the NFL, McNulty spent five years working at Rutgers University under current Buccaneers Head Coach Greg Schiano. While with the Scarlet Knights, McNulty was wide receivers coach (2004-05), assistant offensive coordinator/quarterbacks coach (2006), and offensive coordinator/quarterbacks coach (2007-08). McNulty helped Rutgers set school records for total offense (5,841 yards), points scored (421), and first downs (295). They also became the first team in NCAA history to have a 3,000-yard passer (Mike Teel-3,147), a 2,000-yard rusher (Ray Rice-2,069) and two 1,000-yard receivers (Kenny Britt-1,232; Tiquan Underwood-1,100).

McNulty got his start in the NFL with the Jacksonville Jaguars in 1998, working as an offensive quality control coach (1998-99), before being promoted to wide receivers coach (2000-02). McNulty was part of an offensive staff that helped the Jaguars post the fourth most points scored in the NFL from 1998-99. While with the Jaguars, McNulty also worked with WR Jimmy Smith. During McNulty's five years in Jacksonville, Smith ranked second in the NFL in receptions (477), third in receiving yards (6,431) and tied for sixth in receiving touchdowns (37). Working with McNulty, Smith was selected to four Pro Bowls (1998-2001) and two All-Pro teams (1998-99).

Before joining the NFL ranks, McNulty spent seven seasons as a college coach: as the wide receivers coach for the University of Connecticut (1995-97) and as a graduate assistant/wide receivers coach at the University of Michigan (1991-94). While with Connecticut, McNulty helped wide receiver Carl Bond earn Division I-AA All-America honors in 1997. During his time with Michigan, the Wolverines won two Big Ten titles and played in two Rose Bowls, winning in 1992.

A 1990 graduate from Penn State with a degree in business management, McNulty was a safety for the Nittany Lions (1988-90) and a member of two bowl teams.

McNulty was born May 29, 1968, in Scranton, Pa., and graduated from Abington Heights (Clarks Summit, Pa.) High School. He and his wife, Kim, have four daughters: Abigail, Allison, Megan and Kaitlyn.

MCNULTY AT A GLANCE

YEARS	POSITION
1988-90	Penn State, Player
1991-94	University of Michigan, Graduate Assistant/Wide Receivers Coach
1995-97	University of Connecticut, Wide Receivers
1998-2002	Jacksonville Jaguars, Offensive Quality Control/Wide Receivers
2003	Dallas Cowboys, Wide Receivers
2004-05	Rutgers University, Wide Receivers Coach
2006	Rutgers University, Assistant Offensive Coordinator/Quarterbacks
2007-08	Rutgers University, Offensive Coordinator/Quarterbacks Coach
2009-11	Arizona Cardinals, Wide Receivers Coach
2012	Arizona Cardinals, Quarterbacks Coach
2013	Tampa Bay Buccaneers, Quarterbacks Coach

RANDY MELVIN**DEFENSIVE LINE COACH****8TH NFL SEASON****2ND WITH BUCCANEERS**

Randy Melvin enters his second season with the Buccaneers in 2013, where he works with the defensive line.

In his first season with the Buccaneers, Melvin helped DT Gerald McCoy post the best season of his career, setting a career high in sacks and helping to lead the NFL's top ranked run defense. McCoy earned a spot at the 2013 Pro Bowl for his efforts in leading the Buccaneer defensive line. Melvin also helped DEs Michael Bennett, Da'Quan Bowers and Daniel Te'o-Nesheim set career highs in sacks.

Melvin brings nearly three decades of coaching experience to Tampa Bay, including six seasons coaching defensive lines at the professional level. Melvin worked as defensive line coach under Bill Belichick with the New England Patriots from 2000-01 and later worked as defensive line coach under Romeo Crennel with the Cleveland Browns from 2005-08. While with New England, Melvin was part of a Patriots team that won Super Bowl XXVI, the first world championship in the franchise's history. In that game, the Patriots defense held the St. Louis Rams – then the league's top scoring offense – to a mere 17 points.

Most recently, Melvin spent the 2011 season coaching a dominant defensive line coach with the BC Lions of the Canadian Football League, where his unit accounted for 38 of the club's 54 sacks during a season which saw the Lions win the CFL's Grey Cup Championship. Three players under Melvin's guidance were named West Division All-Stars.

Melvin also has extensive experience at the collegiate level, having worked as defensive line coach at Rutgers (2002-04, 2010) and Temple (2009), defensive ends coach at Purdue (1997-99), defensive tackles coach at Wyoming (1995-96) and defensive line coach at Eastern Illinois (1988-94).

At Temple, Melvin helped DE Adrian Robinson to a 12-sack season, as he was named the Mid-American Conference Defensive Player of the Year. The Owls' defensive unit was ranked 18th in the nation in rushing defense and tied for 23rd in sacks.

In 2002, his first season with Rutgers, the Scarlet Knights allowed 23.5 fewer rushing yards per game than they had the previous year. That progression continued into the next season, as the Melvin-led defensive front allowed nearly 44 fewer yards per game in 2003 than it had in 2002.

A native of Aurora, Illinois, and graduate of Eastern Illinois, Melvin was a starter on the defensive line for the Panthers for three seasons and received AP All-America recognition (Division II) in 1979 and 1980. He also earned his master's degree from the school in 1993 and was inducted into its Hall of Fame in 1995.

Melvin and his wife, Karen, have two children, Lance and Malia, and one granddaughter, Eliza.

MELVIN AT A GLANCE**YEARS**

1978-81
1982
1983-84
1985-87
1988-94
1995-96
1997-99
2000-01
2002-04
2005-08
2009
2010
2011
2012-13

POSITION

Eastern Illinois, Player
Urbana High School, Assistant Coach
Aurora West High School, Assistant Coach
Aurora West High School, Head Coach
Eastern Illinois University, Defensive Line Coach
University of Wyoming, Defensive Tackles Coach
Purdue University, Defensive Ends Coach
New England Patriots, Defensive Line Coach
Rutgers University, Defensive Line Coach
Cleveland Browns, Defensive Line Coach
Temple University, Defensive Line Coach
Rutgers University, Defensive Line Coach
BC Lions, Defensive Line Coach
Tampa Bay Buccaneers, Defensive Line Coach

TONY ODEN

CORNERBACKS COACH

10TH NFL SEASON
1ST WITH BUCCANEERS



Tony Oden enters his first season with the Tampa Bay Buccaneers in 2013, where he will serve as cornerbacks coach.

Oden comes to the Buccaneers with 17 years of experience coaching defensive backs, including nine at the professional level. Oden spent the 2012 season with the Jacksonville Jaguars as their defensive backs coach.

Prior to joining the Jaguars, Oden spent six seasons with the New Orleans Saints as the secondary coach (2011) and assistant secondary coach (2006-10). During his time in New Orleans, Oden helped lead the Saints to three NFC South division titles (2006, 2009, 2011), in addition to winning Super Bowl XLIV. Safety Roman Harper's 7.5 sacks in 2011 were the second-most by a defensive back in NFL history, and Harper made back-to-back Pro Bowls (2009-10). The 2009 Saints recorded the second-most interception return yards in the league from 2006-11 (652), led by S Darren Sharper, who tied for the league lead with nine interceptions and set an NFL record with 376 interception return yards. Oden's Saints teams finished in the top five in pass yards allowed in 2006 (third-178.4 yards per game) and 2010 (fourth-193.9 yards per game).

Oden began his NFL coaching career as a defensive assistant/assistant defensive backs coach with the Houston Texans (2004-05). While with the Texans, the team set records in interceptions (22) and interception return yards (393) in 2004. Oden was also a summer intern with the Green Bay Packers in 1999 and the Cleveland Browns in 2001.

Before breaking into the NFL, Oden spent seven seasons in the collegiate ranks: as defensive backs coach at Eastern Michigan (2003); safeties coach (2002), secondary coach (2001) and outside linebackers coach (2000) with East Carolina; assistant defensive backs coach at Army (1998-99); graduate assistant at Boston College (1997) and assistant defensive backs coach at Millersville (Pa.) University in 1996.

A native of Cleveland Heights, Ohio, Oden was a two-time all-conference selection at linebacker for Baldwin-Wallace College. He earned All-America recognition his junior year and was named captain and Co-Defensive MVP as a senior. He and his wife, Amanda, have a son, Jaylen, and a daughter, Ryan.

ODEN AT A GLANCE

YEARS	POSITION
1992-95	Baldwin-Wallace University, Player
1996	Millersville (Pa.) University, Assistant Defensive Backs Coach
1997	Boston College, Graduate Assistant
1998-1999	Army, Assistant Defensive Backs Coach
2000	East Carolina University, Outside Linebackers Coach
2001	East Carolina University, Secondary Coach
2002	East Carolina University, Safeties Coach
2003	Eastern Michigan University, Defensive Backs Coach
2004-05	Houston Texans, Defensive Assistant/Asst. Defensive Backs Coach
2006-10	New Orleans Saints, Assistant Secondary Coach
2011	New Orleans Saints, Secondary Coach
2012	Jacksonville Jaguars, Defensive Backs Coach
2013	Tampa Bay Buccaneers, Secondary-Cornerbacks Coach

DAN SHAMASH

QUALITY CONTROL TO THE HEAD COACH

5TH NFL SEASON
2ND WITH BUCCANEERS



Dan Shamash enters his second season with the Buccaneers in 2013, working in the role of quality control to the head coach.

Shamash assists Head Coach Greg Schiano in football aspects ranging from situational football and game management to daily practice, squad meetings and research projects.

Prior to joining Tampa Bay, Shamash spent two seasons (2009-2010) with the Cleveland Browns working as an offensive assistant coach where he coached as an assistant to the offensive line (2009) and assisted the tight ends and running backs in 2010. The Browns ranked third in the NFL in offensive penalties in both seasons, as well as eighth in the NFL in rushing and 10th in sacks allowed. Shamash solely handled all opponent film breakdowns, in addition to weekly and designated self-scout and analysis of the Browns' offense, while working directly with offensive coordinator Brian Daboll in preparation for daily practice scripting, scheduling and game planning. On top of his offensive responsibilities, Shamash worked with Head Coach Eric Mangini on studying situational football.

While in Cleveland, Shamash worked closely with offensive rookie and practice squad players, helping prepare a list that includes Corey Hilliard (OT - Detroit Lions), Jed Collins (FB - New Orleans Saints), Jordan Norwood (WR - Cleveland Browns), as well as rookies Colt McCoy (QB - San Francisco 49ers), Montario Hardesty (RB - Cleveland Browns) and Carlton Mitchell (WR - Tampa Bay Buccaneers) within the offense.

In 2009, Shamash was part of a Browns team that won four consecutive games, the franchise's longest streak since 1994. The offense recorded three straight 100-yard rushing games to finish the 2009 season, including 351 yards at Kansas City in a Week 16 victory, during which running back Jerome Harrison set a franchise record (third in NFL history) for 286 yards on the ground. First round selection (26th overall) C Alex Mack, was named to the All-Rookie Team while LT Joe Thomas was named to the All-Pro Team.

In 2010, Shamash worked with TE Ben Watson who led the AFC in receptions by tight ends with 68 catches (fifth in the NFL) and Evan Moore, a practice squad player in 2009, who had a breakout season (20.1 yards/catch). Also in 2010, RB Peyton Hillis joined Hall of Famers Jim Brown and Leroy Kelly as the only Browns to record 11 or more rushing touchdowns in a single season. Hillis rushed for 1,177 yards, a figure that ranked seventh in the AFC and 11th in the NFL. Hillis also had 61 receptions, good for second on the team, and fourth in the NFL by running backs. FB Lawrence Vickers was named an alternate to the AFC Pro Bowl team.

Before joining the Browns, Shamash began his NFL career with the New York Jets in 2008 as a coaching assistant, when the team got off to an 8-3 start that included five straight victories. He initially got his start with the organization as an intern in the special events and game operations department while spending time as a defensive assistant for Columbia University in New York City, working with outside linebackers. Shamash also had a brief stint at Pace University as tight ends/running backs coach during spring 2011, before leaving to join the NFL office and the New York Jets as a consultant for the 2011 season.

A 2008 graduate of Carnegie Mellon University, Shamash was a three-year letter winner at inside linebacker helping the Tartans to a 10-0 regular season record and the team's winningest season in the school's history, that included it's first NCAA playoff victory since 1979.

Shamash is a native of New York City.

SHAMASH AT A GLANCE

YEARS	POSITION
2004-07	Carnegie Mellon University, Player
2008	Columbia University, Defensive Assistant
2008	New York Jets, Coaching Assistant
2009-10	Cleveland Browns, Offensive Assistant Coach
2012-13	Tampa Bay Buccaneers, Quality Control to the Head Coach

ROBB SMITH

LINEBACKERS COACH

1ST NFL SEASON
1ST WITH BUCCANEERS



Robb Smith joins the Tampa Bay Buccaneers for his first season with the team in 2013, where he will coach the linebackers.

Smith comes to Tampa Bay with 14 years of collegiate coaching experience, having most recently worked for four seasons (2009-12) at Rutgers University in various capacities, including three seasons under Head Coach Greg Schiano.

While with Rutgers, Smith worked as the defensive coordinator/secondary coach (2012), special teams coordinator and linebackers coach (2011), special teams coordinator/cornerbacks coach (2010) and special teams coordinator/outside linebackers coach (2009). In his only year as the defensive coordinator, Smith continued Schiano's efforts in making Rutgers one of the best defenses in college football. In 2012, the Scarlet Knights ranked fourth in the nation in points allowed per game (14.2), sixth in rush yards allowed per game (95.2) and 10th in total defense (311.6 yards per game). Smith also helped Rutgers LB Khaseem Greene become an All-American.

Under Smith's guidance, Rutgers became one of the best special teams units in college football. In his four years with the team, they ranked in the top 10 in blocked punts each year: tied for first in 2012 (8), tied for second in 2011 (9), first in 2010 (9) and tied for eighth in 2009 (5). While Smith was at Rutgers, the Scarlet Knights led the nation with 31 blocked punts. They were also one of the best in the nation in punt and kick returns for touchdowns, ranking tied for fifth in punt return touchdowns (5) and tied for ninth in kick return touchdowns (4). Their nine combined special teams touchdowns are tied for the fifth-most in the NCAA during that time.

Before coming to Rutgers, Smith worked at the University of Maine as assistant head coach/defensive coordinator (2006-08), special teams/linebackers coach (2005) and defensive backs coach (2002-04). Under Smith, Maine boasted one of the top defenses in the FCS, highlighted by the 2006 team that ranked first in rush defense, second in total defense, third in sacks and fourth in scoring defense.

A 1997 graduate of Allegheny (Pa.) College with a bachelor's degree in economics, Smith was a three-year letterwinner at strong safety. He began his coaching career as a graduate assistant with Iowa from 1999-2001 and earned his master's degree in communications from Iowa in 2002.

Born on May 10, 1975, Smith graduated from Leechburg (Pa.) High School. He and his wife, Amy, have two children: Charlie and Jack.

SMITH AT A GLANCE

YEARS	POSITION
1993-97	Allegheny College, Player
1999-2001	University of Iowa, Quality Control/Defensive Graduate Assistant
2002-04	University of Maine, Defensive Backs Coach
2005	University of Maine, Special Teams/Linebackers Coach
2006-08	University of Maine, Assistant Head Coach/ Linebackers Coach/Defensive Coordinator
2009	Rutgers University, Special Teams Coordinator/Outside Linebackers Coach
2010	Rutgers University, Special Teams Coordinator/Cornerbacks Coach
2011	Rutgers University, Special Teams Coordinator/Linebackers Coach
2012	Rutgers University, Defensive Coordinator/Secondary Coach
2013	Tampa Bay Buccaneers, Linebackers Coach

JOE VAUGHN**ASSISTANT STRENGTH & CONDITIONING COACH****2ND NFL SEASON****2ND WITH BUCCANEERS**

Joe Vaughn enters his second season with the Tampa Bay Buccaneers in 2013, where he serves as assistant strength and conditioning coach.

Vaughn joined the Buccaneers last season following stints working with the strength and conditioning programs at University of Kansas and the University of Oklahoma. He originally joined the staff at Kansas as a graduate assistant strength coach in 2006, following a standout two-year playing career with the Jayhawks during which time he garnered All-Big 12 second-team honors, was named the 2003 Big 12 Offensive Newcomer of the Year and the 2004 KU Offensive MVP.

Vaughn then worked as an assistant strength coach with the Sooners from January-June 2007 before finding his way back to Kansas in a full-time role.

A native of Del City, Oklahoma, Vaughn earned his bachelor's degree in applied behavioral science. He is married to Tasha Vaughn.

VAUGHN AT A GLANCE

YEARS	POSITION
2001-02	Northeastern Oklahoma University, Player
2003-04	University of Kansas, Player
2006	University of Kansas, Graduate Assistant
2007	University of Oklahoma, Assistant Strength and Conditioning Coach
2007-11	University of Kansas, Assistant Strength and Conditioning Coach
2012-13	Tampa Bay Buccaneers, Assistant Strength and Conditioning Coach

ALL-TIME COACHES ROSTER

Brian Angelichio	Tight Ends	2012-
Mark Asanovich	Strength and Conditioning	1996-01
Wendell Avery	Offensive Assistant	1999-00
Joe Baker	Defensive Backs	2009
	Linebackers	2010-11
Joe Barry	Linebackers	2001-06, 2009
Tom Bass	Linebackers	1977
	Defensive Coordinator/Linebackers	1978-80
	Defensive Coordinator	1981
Jeremy Bates	Offensive Quality Control	2002-03
	Assistant Quarterbacks	2004
Jim Bates	Defensive Coordinator	2009
Maxie Baughan	Linebackers	1992-95
Larry Beightol	Offensive Line	1987-88
Leeman Bennett	Head Coach/Vice President	1985-86
Tim Berbenich	Offensive Quality Control	2006-07
	Assistant Running Backs	2008
	Assistant Wide Receivers	2009-11
Richard Bisaccia	Special Teams	2002-05
	Special Teams Coordinator	2006-07
	Associate Head Coach/Special Teams & Running Backs	2008
	Associate Head Coach/Special Teams Coordinator	2009-10
John Bobo	Offensive Assistant	1987-88
	Offensive Line	1989-90
Bob Bostad	Offensive Line	2012-
Casey Bradley	Defensive Quality Control	2006
	Linebackers	2007-08
Tommy Brasher	Defensive Line	1990
Greg Brown	Offensive Aide	1985-86
Kippy Brown	Running Backs	1995
Willie Brown	Wide Receivers	1976, 1978
	Running Backs	1977
Fred Bruney	Assistant Head Coach/Defensive Coordinator	1990
John Brunner	Offensive Moderator	1984
Greg Burns	Defensive Backs	2006
Jay Butler	Head Strength and Conditioning	2012-
Earnest Byner	Running Backs	2012-
Jim Caldwell	Quarterbacks	2001
Louis Campbell	Defensive Assistant	1989
Bob Casullo	Tight Ends	2007-08
George Chaump	Running Backs	1979-81
Clyde Christensen	Tight Ends	1996-98
	Quarterbacks	1999-00
	Offensive Coordinator	2001
Michael Christianson	Assistant Offensive Line/Offensive Quality Control	2002
Ken Clarke	Defensive Line	1994-95
Bill Clay	Defensive Assistant	1987
Joel Collier	Offensive Assistant	1990
Ron Cooper	Defensive Backs	2012
Mark Cotney	Defensive Aide	1986
Bryan Cox	Defensive Front Seven	2012
	Pass Rush Specialist	2013-
Johnny Cox	Defensive Quality Control	2008
Larry Coyer	Assistant Head Coach/Defensive Line	2007
	Assistant Head Coach	2008
Sylvester Croom	Running Backs	1987-90
David Culley	Wide Receivers	1994-95
Joe Diange	Strength and Conditioning	1984-86
Boyd Dowler	Receivers	1980-82
	Quarterbacks	1983-84
Mike DuBose	Defensive Line	1987-89
Tony Dungy	Head Coach	1996-01
Les Ebert	Strength and Conditioning Assistant	1999-01
Herman Edwards	Assistant Head Coach/Defensive Backs	1996-00

FRONT OFFICE	Frank Emanuel	Special Teams	1982
		Kicking Teams	1983
	Ejiro Evero	Defensive Quality Control	2007-09
	Jeff Fitzgerald	Defensive Assistant	1990-92
		Defensive/Offensive/Administrative Assistant	1993
	P.J. Fleck	Wide Receivers	2012
	Chris Foerster	Offensive Line	1996-01
	Wayne Fontes	Secondary	1976-81
		Defensive Coordinator/Secondary	1982-83
		Assistant Head Coach/ Defensive Coordinator/Secondary	1984
	Jethro Franklin	Defensive Line	2006
	Bob Fraser	Linebackers	2012
		Assistant Defensive Coordinator	2013
	Jerry Frei	Offensive Line	1976-77
	Dennis Fryzell	Special Teams	1976-77
	Phil Galiano	Assistant Special Teams	2012-
	John Garrett	Wide Receivers	2013-
	Joe Gibbs	Offensive Coordinator/Offensive Backs	1978
	Abe Gibron	Defensive Coordinator/Defensive Line	1976
		Chief Assistant/Defensive Line	1977-80
		Defensive Line	1981-84
	Garrett Giemont	Strength and Conditioning	2003-05
	Bob Gilmartin	Assistant Strength and Conditioning	2012-
	Doug Graber	Defensive Coordinator/Secondary	1987-89
	Dennis Green	Strength and Conditioning Assistant	1992
	Jay Gruden	Offensive Assistant	2002-08
	Jim Gruden	Running Backs	1982-83
	Jon Gruden	Head Coach	2002-08
	Nathaniel Hackett	Offensive Quality Control	2006-07
	Paul Hackett	Quarterbacks	2005-07
	Jeff Hafley	Assistant Defensive Backs	2012
		Safeties	2013-
	Ray Hamilton	Defensive Line Assistant	1991
	Tim Harkness	Receivers	1991
	Kim Helton	Offensive Line	1983-86
	Tim Holt	Offensive Assistant	2010
		Assistant Offensive Line	2011
	Skip Husbands	Offensive Line	1976-78
	Harold Jackson	Wide Receivers	1992-93
	Jeff Jagodzinski	Offensive Coordinator	2009
	Bill Johnson	Offensive Line	1979-82
	Kent Johnston	Strength and Conditioning	1987-91
	Chris Keenan	Assistant Strength and Conditioning	2009-11
	Eddie Khayat	Defensive Line	1992-93
	Monte Kiffin	Defensive Coordinator	1996-2008
	Joe Kines	Outside Linebackers	1987-88
		Linebackers	1989-90
	Bill Kollar	Kicking Teams	1984
	Aaron Komarek	Strength and Conditioning Assistant	1996-99
	Aaron Kromer	Senior Assistant	2005
		Senior Assistant/Offensive Line	2006-07
	Phil Krueger	Offensive Backs	1976
		Research and Development	1977-78
		Assistant to the President/Special Teams	1979-80
	Hank Kuhlmann	Offensive Coordinator/Running Backs	1991
	Jimmy Lake	Assistant Defensive Backs	2006-07
		Defensive Backs	2010-11
		Defensive Line	1985-86
	Don Lawrence	Special Teams Coordinator	2012
	Bob Ligashesky	Linebackers	1991
	Dale Lindsey	Running Backs	2009-11
	Steve Logan	Special Teams/Tight End	1991
	Alan Lowry		
	Steve Loney	Assistant Offensive Line	2012-
	Tem Lukabu	Defensive Assistant	2012-
	Johnnie Lynn	Defensive Backs	1994-95
	Pete Mangurian	Offensive Line	2009-10
SIDELINES	56 FRONT OFFICE		
RECORDS			
HISTORY			
2012 REVIEW			
PLAYERS			

Richard Mann	Wide Receivers	2002-08
	Assistant Head Coach/Wide Receivers	2009
Joe Marciano	Special Teams	1996-01
Rod Marinelli	Defensive Line	1996-01
	Assistant Head Coach/Defensive Line	2002-05
Carl Mauck	Offensive Line	1991
Ben McDaniels	Offensive Assistant	2012-
John McKay	Head Coach/Vice President	1976-84
Keith Millard	Defensive Line	2011
Ron Middleton	Tight Ends/Assistant Special Teams	2004-06
Randy Melvin	Defensive Line	2012-
Mike Morris	Strength and Conditioning Assistant	2002-05
	Head Strength and Conditioning	2006-08
Pat Morris	Offensive Line	2011
Raheem Morris	Defensive Quality Control	2002
	Defensive Assistant	2003
	Assistant Defensive Backs	2004-05
	Defensive Backs	2007-08
	Head Coach	2009^ -11
Chris Mosley	Assistant Offensive Line	2009
	Assistant Defensive Line	2010
Bill Muir	Offensive Coordinator/Offensive line	2002-08
Mike Mularkey	Quality Control	1994
	Tight End	1995
Chip Myers	Receivers	1983-84
Tony Nathan	Running Backs	1996-01
Robert Nunn	Defensive Line	2009
Bill Nelsen	Quarterback and Receivers	1977, 1979
	Quarterbacks	1978, 1980-82
Kevin O'Dea	Defensive Assistant	1996-00
	Offensive Assistant	2001
Tony Oden	Cornerbacks	2013-
Ray Oliver	Strength and Conditioning	1992
Greg Olson	Quarterbacks	2008
	Offensive Coordinator/Quarterbacks	2009
	Offensive Coordinator	2010-11
Johnny Parker	Strength and Conditioning	2002
Stan Parrish	Quarterbacks	2002-03
Herb Paterra	Inside Linebackers	1987-88
Willie Peete	Running Backs	1992-94
Ray Perkins	Head Coach/V.P.-Football Operations	1987-90*
Floyd Peters	Defensive Coordinator/Defensive Line	1991
	Defensive Coordinator	1992-94
Tyrone Pettaway	Defensive Quality Control	2011
Ricky Porter	Offensive Assistant	1996
Tom Pratt	Defensive Line	1995
Jim Pyne	Offensive Quality Control	2003-04
Vic Rapp	Running Backs	1985-86
John Rauch	Offensive Coordinator/Quarterbacks	1976
Jimmy Raye	Offensive Coordinator/Quarterbacks	1985-86
	Senior Offensive Assistant	2012-
Dick Roach	Defensive Backs	1985-86
Alfredo Roberts	Tight Ends	2009-11
Brad Roll	Strength and Conditioning	1993-95
Tom Schertz	Offensive Assistant	1991
Greg Schiano	Head Coach	2012-
Turk Schonert	Quarterbacks	1992-95
Larry Seiple	Receivers	1985-86
Steve Shafer	Defensive Backs	1991-93
Dan Shamash	Quality Control to the Head Coach	2012-
Kyle Shanahan	Offensive Quality Control	2004-05
Bill Sheridan	Defensive Coordinator	2012-
Doug Shively	Defensive Coordinator/Linebackers	1985
John Shoop	Quarterbacks	2004
Mike Shula	Offensive Assistant	1988-89
	Quarterbacks	1990
	Offensive Coordinator	1996-99

FRONT OFFICE	Kurtis Shultz	Assistant Strength and Conditioning Head Strength and Conditioning	2006-08 2009-11	
PLAYERS	Harry Smith	Strength Coach	1976-79	
	Lovie Smith	Linebackers	1996-00	
	Robb Smith	Linebackers	2013-	
	Jim Stanley	Defensive Coordinator	1986	
	Les Steckel	Offensive Coordinator	2000	
	George Stewart	Special Teams/Tight Ends Special Teams	1992-94 1995	
	Rodney Stokes	Special Teams	1987-90	
	Byron Storer	Assistant Special Teams	2010-11	
	Grady Stretz	Defensive Line	2011	
	Dwayne Stukes	Special Teams Quality Control Assistant Defensive Backs Special Teams Coordinator	2008 2009-10 2011	
2012 REVIEW	Mike Sullivan	Offensive Coordinator	2012-	
	Ricky Thomas	Offensive Assistant Tight Ends	1997-98 1999-01	
	Rusty Tillman	Defensive Coordinator	1995	
	Howard Tippet	Linebackers/Special Teams Linebackers	1981, 1985-86 1982-84	
	Mike Tomlin	Defensive Backs	2001-05	
	Marc Trestman	Quarterbacks	1987	
	Ron Turner	Quarterbacks	2012	
	Art Valero	Tight Ends Running Backs	2002-03 2004-05	
	Alex Van Pelt	Assistant Head Coach/Running Backs Quarterbacks	2006-07 2010-11	
	Joe Vaughn	Assistant Strength and Conditioning	2012-	
HISTORY	Dick Voris	Linebackers	1976	
	Dave Wannstedt	Special Teams Coordinator	2013-	
	Todd Wash	Defensive Quality Control Defensive Line	2007 2008-10	
	Morris Watts	Quarterbacks	1991	
	Chris Wiesehan	Offensive Assistant	2005	
	Alan Williams	Defensive Assistant	2001	
	Charlie Williams	Wide Receivers	1996-01	
	Richard Williamson	Wide Receivers Assistant Head Coach/Wide Receivers Head Coach	1987-89 1990 1990-91**	
	Kirby Wilson	Running Backs	2002-03	
	Richard Wood	Defensive Assistant	1991	
RECORDS	Joe Woods	Defensive Quality Control	2004-05	
	Sam Wyche	Head Coach/Director of Football Operations	1992-95	
	Bob Wylie	Offensive Line	1992-95	
	Eric Yarber	Wide Receivers	2010-11	
	George Yarno	Assistant Offensive Line	2008	
	* Ray Perkins was head coach for the first 13 games of 1990			
	** Richard Williamson was named head coach with three games remaining in 1990			
	^Raheem Morris was named defensive coordinator on December 25, 2008 prior to being promoted to head coach on January 17, 2009			
	SIDELINES			

58 | FRONT OFFICE

DENNIS HICKEY

DIRECTOR OF PLAYER PERSONNEL



Entering his 18th season with the Buccaneers overall and third as the director of player personnel, Dennis Hickey has helped lead the Buccaneers to four division titles and one Super Bowl championship during his 16-year tenure.

Hickey, who spent six seasons as director of college scouting prior to his promotion in 2011, is responsible for coordinating a staff of area scouts and managing the compilation of information on college players which has proven to be invaluable during the Buccaneers draft process. In addition to these duties, he also oversees the Pro Personnel Department, which evaluates all pro leagues, free agents and trade prospects.

Working side-by-side with General Manager Mark Dominik, Hickey helped oversee this year's blockbuster offseason, including the signing of Pro Bowl S Dashon Goldson and trading for All-Pro CB Darrelle Revis, the 2009 AFC Defensive Player of the Year and widely considered the premier talent at his position. These moves come on the heels of a successful 2012 offseason, which saw the Buccaneers signing WR Vincent Jackson, who recorded career-highs in receptions and receiving yards, earning him a trip to the Pro Bowl, third of his career. The Buccaneers also managed to lure two-time Pro Bowl G Carl Nicks away from division-rival New Orleans.

In addition to the touted free agents, Hickey and Dominik have worked together to draft premium talent. Despite having traded their 2013 first-round selection for Revis, the team still managed to get CB Johnthan Banks, the winner of the 2012 Jim Thorpe award, given annually to the top defensive back in college football. In 2012, Dominik and Hickey chose a highly regarded draft class, with S Mark Barron, RB Doug Martin and LB Lavonte David all being named to the PFW/PFWA All-Rookie Team. Martin was also selected to go the Pro Bowl, along with Jackson and 2010 first-round selection Gerald McCoy.

The 2011 draft brought several new building blocks to Tampa Bay, starting with DE Adrian Clayborn, selected 20th overall. Clayborn started in all 16 games and recorded 54 tackles, a team-leading 7.5 sacks, 26 quarterback pressures, four tackles for loss and three forced fumbles. DE Da'Quan Bowers, considered a steal in the second round, further bolstered the defensive line, and finished the season as a starter. Third-round selection LB Mason Foster provided great production, recording statistics in every major defensive category with a team-leading 126 tackles, 4.0 tackles for loss, 2.0 sacks, four quarterback pressures, one interception, two passes defended, one forced fumble and one fumble recovery. Foster also led all NFL rookies in tackles.

In 2010, Hickey was instrumental in bringing in a draft class that proved itself on the field during its rookie season, where seven of the nine picks recorded at least one start, with the draft class recording a total of 49 starts on the season. In fact, WR Mike Williams, a fourth-round selection, started all 16 games his rookie season, leading all rookie receivers in the league in receptions (65, second on the team), receiving yards (964, first on the team), and receiving touchdowns (11, single-season team record). Williams was a finalist for the Pepsi NFL Rookie of the Year and finished second in voting for AP Offensive Rookie of the Year.

In addition to those draft classes, Hickey has helped find and bring many undrafted gems to Tampa Bay throughout the years, including RB LeGarrette Blount. Blount, an undrafted rookie free agent acquired off waivers from Tennessee in 2010, became just the second undrafted rookie running back in NFL history to record a 1,000+-yard season when he finished with 1,007 yards, despite starting only seven games, and was nominated for the NFL's Rookie of the Week award on five occasions. Other notable Buccaneers Hickey has helped in attaining include DL Michael Bennett, WR Preston Parker, T Demar Dotson and C/G Ted Larsen.

With Hickey's assistance, the 2009 draft was highlighted by the addition of first-round selection QB Josh Freeman. Freeman led all rookie quarterbacks in completion percentage (54.5) while setting Buccaneer rookie records in touchdown passes (10) and passing yards (1,855) despite starting in just nine games. The third round of 2009's draft produced DT Roy Miller who proved to be a solid contributor along the defensive line. Miller finished the season tied for third among defensive linemen with 54 tackles while adding two sacks. Perhaps the steal of the draft came in the seventh round with the selection of WR Sammie Stroughter. Stroughter ranked third on the team with 31 receptions for 334 yards and one touchdown while adding a kickoff return for a touchdown.

FRONT OFFICE	<p>The 2008 draft produced CB Aqib Talib, who tied for first in the NFL among rookies with four interceptions, OL Jeremy Zuttah, who started at both guard positions, and LB Geno Hayes, who was a big contributor on special teams before moving into a starting role. The Buccaneers also procured talent through the signing of undrafted rookie free agents RB/KR Clifton Smith and CB Elbert Mack. Smith was selected to the 2009 AFC/NFC Pro Bowl as the kick returner and was named AP second-team All-Pro kick returner while Mack appeared in 15 games in the secondary and on special teams where he ranked fourth on the team with 12 special teams stops.</p> <p>In 2007, Hickey helped assemble a draft class that included two rookies that were selected to the PFW/ PFWA All-Rookie team in DE Gaines Adams, who led all NFL rookies with six sacks, and G Arron Sears, as well as standout FS Tanard Jackson, who started all 16 games for the Buccaneers. The 2006 draft produced four rookies who saw starting action in their first season, including G Davin Joseph, who has since developed into one of the NFL's best guards while earning his first trip to the Pro Bowl following the 2008 season.</p> <p>From 1998-2009, Hickey worked as a college scout for the Buccaneers, during which time he oversaw all scouting efforts in the Midwestern states for the team. Hickey was a member of the Buccaneers first Super Bowl championship in 2002, a 48-21 victory against Oakland in Super Bowl XXXVII.</p> <p>Before assuming his role as a scout for Tampa Bay, Hickey spent the 1996-97 seasons as a pro personnel assistant in Tampa Bay's scouting department. Prior to joining the Buccaneers, Hickey spent two years (1994-95) as an assistant coach at Blinn Junior College in Brenham, Texas. At Blinn, he coached the defensive backs and was responsible for recruiting in the state of Texas.</p> <p>Hickey played collegiately at Coffeyville Community College and was a three-year starter and captain at the University of Tulsa, where he was also named an academic All-American. He received his bachelor's degree from Tulsa in 1994.</p> <p>He and his wife, Stephanie, have one daughter, Breanna, and one son, Barrett. They live in Tampa.</p>
PLAYERS	
2012 REVIEW	
HISTORY	
RECORDS	
SIDELINES	

SHELTON QUARLES

DIRECTOR OF PRO SCOUTING



After spending 10 seasons (1997-2006) establishing himself as one of the best linebackers in Buccaneers history, Quarles enters his third season as coordinator of pro scouting, after working four seasons as a pro scout for Tampa Bay.

In his current role, Quarles will oversee the Buccaneers pro personnel staff, along with the evaluation of all pro leagues, free agents and trade prospects

While working as coordinator of pro scouting, Quarles was responsible for coordinating the advance scouting of the Buccaneers opponents as well as organizing player workouts. During his time as a pro scout, Quarles' responsibilities included the in-season scouting of Buccaneers opponents and all NFL free agents. He also participated in the scouting and evaluation of the Tampa Bay roster. In 2007, his first season in the front office, Quarles helped guide the Buccaneers to the NFC South division title. In 2010, Quarles helped the Buccaneers to a 10-6 record, finding multiple players via free agency and waivers that made significant contributions to the team.

During his 10 seasons on the field, Quarles helped lead the Buccaneers to three division titles (1999, 2002 and 2005) while also earning a world championship following the 2002 season in Super Bowl XXXVII. He also made his first Pro Bowl appearance in 2002 as a member of the top-ranked defensive unit in the NFL. Overall, Quarles was a member of a Buccaneers defense that ranked first in the NFL in total defense on two occasions (2002 and 2004) and finished the season in the Top 10 in eight of his 10 years as a player.

Quarles' decade of service left its mark on the Buccaneers' record book. His 148 career games played and 113 career starts as a Buccaneer rank eighth and ninth, respectively, in team history. He also ranks fourth in team annals with 985 career tackles, including a career-high and team-best 196 tackles in 2005, the third-highest total in a single season in team history. Quarles played all three linebacker positions during his career and is the first and one of only two players in team history to record a touchdown and a safety (also Ronde Barber) during their career. In 1999, he posted a team-record 31 special teams tackles and in 2001, Quarles recorded the longest play in team history with a 98-yard interception return for a touchdown. He also earned numerous awards during his playing career, including the NFL Unsung Hero Award in 2002, the Buccaneers Man of the Year Award in 2004 and the Ed Block Courage Award in 2006.

Quarles was, and remains, one of the most philanthropic figures in the Tampa Bay area. Since its inception in 2004, the Shelton Quarles' IMPACT Foundation has had the mission of benefiting at-risk children, youth and their families by providing assistance, programs and events designed to build self-esteem, provide unique life changing opportunities and help them to set and achieve their life goals. The IMPACT Foundation has raised over \$500,000 and impacted the lives of over 3,000 at-risk single-parent families in the Tampa Bay Area.

Shelton Quarles' IMPACT Foundation's signature program is the Home Blitz, formerly known as Mothers' Day Miracles. At-risk single-parent families are nominated for the Home Blitz program and once selected, they receive a complete home makeover. This makeover, valued at over \$40,000 for each family, includes furniture, home décor, interior design services, lawn care, supplies, food and more. Each family is sent away on an all-expense paid vacation as their home is being transformed.

Quarles and his IMPACT Foundation host several fundraising events throughout the year. Shelton Quarles' Celebrity Waiter Night gives guests a chance to have their order taken, drinks poured, dinner served and dessert delivered by Quarles and some of Tampa's well-known celebrities and sports figures. Quarles also hosts the Transitions Championship Celebrity Pro-Am, which benefits his IMPACT Foundation. For more information on Shelton Quarles' IMPACT Foundation, please visit www.sheltonquarles.org.

Quarles has also participated in many charitable endeavors through the Buccaneers organization. In the 2011 offseason, along with former Buccaneers Mike Alstott, the late Lee Roy Selmon and Doug Williams, Quarles signed autographs at a local mall to help raise funds and awareness for the earthquake victims in Haiti. Together, the group helped raise over \$125,000 for the Red Cross. In 2007, he walked the runway for the "Fashion Funds the Cure" fashion show to benefit the Pediatric Cancer Foundation and that same year, Quarles traveled with three other NFL players to visit U.S. troops at military bases throughout the Persian Gulf as part of the NFL-USO program.

FRONT OFFICE	<p>Upon Quarles' retirement, Florida Governor Charlie Crist named him as chairman of the Tampa Bay Area Regional Transportation Authority, a position in which he served from September 2007 to September 2009. As chairman, Quarles led a seven-county, 15-member board that had a stated goal of building a transportation master plan to tackle the significant transportation issues facing the greater Tampa Bay area. He stepped down from this responsibility in order to dedicate his full time and attention to the Buccaneers. Currently, Quarles serves on the Board of Directors for Tampa General Hospital (September 2009-present) and also sits on the Celebration of Literacy Committee as an Honorary Host Committee member for Celebration of Reading. This year, Quarles was named the Trailblazer of Our Children's Future by the Hillsborough County Sheriff's Office and won the Tower of Achievement Award for outstanding leadership and contributions by the USF Area Community Civic Associations.</p>
PLAYERS	<p>An avid golfer, in the spring of 2009, Quarles was part of the winning foursome in the Transitions Championship Pro-Am at Innisbrook.</p> <p>Quarles is married to Damaris and the couple resides in Tampa with their daughter, Gabriela Nicole, and sons, Shelton Eugene Jr. and Carlos Antonio.</p>
2012 REVIEW	
HISTORY	
RECORDS	
SIDELINES	

BUTCH DAVIS SPECIAL ASSISTANT TO THE HEAD COACH



Butch Davis enters his second season with the Buccaneers – and 12th season in the NFL overall – in 2012. In his role as special assistant to the head coach, Davis will assist and advise Head Coach Greg Schiano in a wide range of football aspects.

Davis joined Tampa Bay with 30 years of coaching experience at both the collegiate and NFL levels, including 14 as a head coach. During his career, Davis has been a part of teams that have earned a 240-153-2 overall record, two Super Bowl Championships, five playoff appearances, one NCAA National Championship, 14 bowl game appearances, seven bowl game victories and 10 AP Top 25 finishes.

As a collegiate head coach, Davis coached or recruited 32 first-round NFL Draft picks and had more than 100 players who spent time in the NFL ranks, including 80 of whom were drafted. Most recently, Davis was the head coach at the University of North Carolina (2007-10) where he led the team to 28 wins and three bowl game appearances, including a Music City Bowl victory following the 2010 season. Before his arrival, the Tar Heels had won only 19 games in the previous five seasons and had not won a bowl game since 2001. He also led the team to three consecutive bowl games for the first time since a streak of seven consecutive during the 1992-98 seasons.

Prior to his time with the Tar Heels, Davis was the head coach of the Cleveland Browns (2001-04). Taking over a team that had won just five games in the previous two seasons combined, Davis led the Browns to seven wins in his first season and nine wins the next, earning a playoff berth that remains the only playoff appearance by the Browns since the team re-entered the NFL in 1999.

Davis earned his opportunity with Cleveland after a very successful campaign as the head coach of the University of Miami (1995-00). While with the Hurricanes, Davis led the team to a 51-20 record over six seasons. That stretch included three Big East Conference Championships and four bowl victories in as many appearances. His teams also ranked in the Associated Press Top 25 on four occasions, including a No. 2 final national ranking in 2000 when the Canes went 11-1 and beat Florida, 37-20, in the Nokia Sugar Bowl.

Davis' first NFL experience came with the Dallas Cowboys, where he served as defensive line coach (1989-92) and later as defensive coordinator/linebackers coach (1993-94). With Davis on staff, the Cowboys won consecutive Super Bowls: the first a 52-17 win over Buffalo in Super Bowl XXVII, where Davis coached the defensive line, and then a 30-13 win over Buffalo in Super Bowl XXVIII, where he served as defensive coordinator.

Davis helped Dallas post one of the most spectacular turnarounds in sports history, as the Cowboys went from a lowly 1-15 squad in 1989 to one of the most dominant NFL programs in the 1990s. As defensive line coach in 1992, Davis helped the Cowboys lead the NFL in rushing defense. As defensive coordinator a year later, the Cowboys set a team record by allowing just 21 touchdowns in 16 regular season games and allowing one offensive touchdown or less in 12 of 16 games.

Davis was also defensive coordinator for Dallas during Barry Switzer's first season as head coach in 1994, and aided the team in reaching the NFC Championship Game, where eventual Super Bowl Champion San Francisco denied the Cowboys' bid for its third consecutive Super Bowl appearance. Davis' defense ranked first in the league in total defense (269.6 yards per game) and pass defense (172.0 yards per game), and third in scoring defense (15.5 points per game). He also coached three Pro Bowl starters – DE Charles Haley, DT Leon Lett and S Darren Woodson – the most Pro Bowl starters for the Cowboys since 1983.

Davis began his collegiate coaching career as tight ends coach (1979) and tight ends and wide receivers coach (1980-83) under Jimmy Johnson at Oklahoma State before following Johnson to Miami as defensive line coach (1984-88).

In that first stint with Miami, the Hurricanes went 52-9 in five years, including a perfect 12-0 record in 1987 that was capped with an Orange Bowl victory over Oklahoma for the National Championship. Davis' line was a key part of the Miami defense that finished second in the nation in both scoring defense (9.7 points per game) and total defense (242.0 yards per game) in 1988. The 1986 Hurricanes set a school record with 49 sacks, then broke that mark with 50 in 1988, and held opposing rushers to fewer than 2.3 yards per carry in 1987 and 1988.

Davis played college football at the University of Arkansas for Head Coach Frank Broyles, but his career was cut short due to a knee injury. He began his coaching career as a volunteer assistant in 1973 at Fayetteville High School (Fayetteville, Arkansas) and went on to coach six years at the high school level.

Davis is a native of Tahlequah, Oklahoma, and is married to Tammy. The couple has one son, Drew.

DAVIS AT A GLANCE

YEARS	POSITION
1970-72	Arkansas, player
1973	Fayetteville (AK) High School, Volunteer Assistant
1974-75	Pawhuska (OK) High School, Assistant
1976-77	Sand Springs (OK) High School, Assistant
1978	Tulsa Rogers (OK) High School, Head Coach
1979-83	Oklahoma State, Tight Ends/Receivers Coach
1984-88	Miami (FL), Defensive Line Coach
1989-92	Dallas Cowboys, Defensive Line Coach
1993-94	Dallas Cowboys, Defensive Coordinator/Linebackers
1995-2000	Miami (FL), Head Coach
2001-04	Cleveland Browns, Head Coach
2007-10	North Carolina, Head Coach
2012-13	Tampa Bay Buccaneers, Special Assistant to the Head Coach

SCOTT COHEN
SENIOR PERSONNEL ADVISOR



Scott Cohen enters his first season with the Buccaneers as the senior personnel advisor. He will handle evaluations and player acquisitions on both the professional and collegiate level, as well as working with the team's advanced scouting.

Cohen brings 22 years of NFL experience to Tampa Bay, most recently having spent five seasons (2008-12) as the New York Jets Assistant General Manager, where he assisted General Manager Mike Tannenbaum with the day-to-day operation of the team, focusing primarily on player personnel. He also helped the Jets prepare advance reports for coaches, evaluate top college players and develop a plan for free agency.

Before joining the Jets, Cohen worked as the director or pro personnel with the Philadelphia Eagles for seven seasons, evaluating players from the NFL as well as players in other professional leagues (Arena League and Canadian Football League). Cohen also assisted in providing advanced scouting reports, managing the pro scouting department, and handling player tryouts. In addition to these duties, Cohen helped the Eagles evaluate players for the draft and project draft-day trades, along with other team's needs and selections.

Prior to his time with the Eagles, Cohen spent two seasons with the Jacksonville Jaguars as assistant director of pro scouting, where he was responsible for scouting teams that the Jaguars would not play that season, players in other pro leagues, and advanced scouting. He first entered the NFL with the Washington Redskins, working his way from intern, to training camp director, to scouting administrator, to college scout, while also evaluating players at the pro level.

Cohen attended Dickinson College, where he started all four years at wide receiver in football and a pitcher in baseball, earning an economics degree in 1991, and a master's degree in sports management at the University of Massachusetts in 1992. Born in Philadelphia, Cohen grew up in Cherry Hill, New Jersey, where he attended Cherry Hill West High School. He and his wife, Linda, have two children, Hannah and Andrew.

ERIC STOKES DIRECTOR OF COLLEGE SCOUTING



Eric Stokes enters his second season with the Buccaneers as the director of college scouting. He is responsible for coordinating and compiling the evaluations of all draft-eligible players, while overseeing the entire college scouting staff. Stokes also works closely with GM Mark Dominik and the Buccaneers coaching staff regarding the NFL Draft and college free agency.

In his first year with assisting with the Buccaneers draft, Stokes worked with General Manager Mark Dominik and managed to have to have a productive draft, despite trading the team's first round pick to the New York Jets in exchange for CB Darrelle Revis. With their second-round pick, the team selected CB Johnthan Banks, the 2012 Thorpe Award winner, given annually to the top defensive back in college football. The team added QB Mike Glennon in the third round and bolstered its defensive line with a pair of fourth round selections – DT Akeem Spence and DE William Gholston.

Stokes came to Tampa Bay after 14 seasons of playing and scouting experience in the NFL. Most recently, Stokes worked as the Seahawks' assistant director of college scouting (2010-11), during which time he was instrumental in bringing in the likes of defensive standouts S Earl Thomas (first-round, 2010), S Kam Chancellor (fifth-round, 2010), LB K.J. Wright (fourth-round, 2011) and CB Richard Sherman (fifth-round, 2011).

Prior to that, Stokes spent seven seasons with Seattle as an area scout (2000-01, 2005-09) and three seasons as an assistant in the pro personnel department (2002-04). While serving in the pro personnel department, he was responsible for the weekly advance of upcoming opponents, as well as assisting in the evaluation and writing of player reports on potential talent in free agency, NFL Europe, the Canadian Football League and the Arena Football League.

Stokes also played two seasons as a safety for the Seahawks after being selected in the fifth round (121st overall) of the 1997 NFL Draft. He was selected by the Cleveland Browns in the 1999 expansion draft before an injury cut his career short. Stokes graduated from the University of Nebraska with a degree in sociology. He and his wife, Tisa, have three daughters, Erisa, Payton and Madison.

MIKE GREENBERG DIRECTOR OF FOOTBALL ADMINISTRATION



Mike Greenberg enters his fourth season with the Buccaneers and first as director of football administration, having spent the past two seasons as the coordinator of football administration and originally joining the club as player personnel assistant in 2010.

Greenberg works directly with General Manager Mark Dominik on all aspects of the salary cap, contract negotiations and strategic planning. He also oversees budgeting for all football operations, including the coaching, scouting, video, athletic training, equipment, strength and conditioning and player development departments.

Greenberg joined the Buccaneers after working with the New York Jets as a football administration intern in 2008 and 2009. He also spent time working as a law clerk for the National Football League's Management Council and as a summer associate at Jaspan Schlesinger LLP.

Greenberg graduated with honors from Cornell University in 2007 with a Bachelor of Science degree in policy analysis and management, and with a Juris Doctor from Hofstra University School of Law in 2010. He also was the research editor for the Hofstra Law Review. Greenberg is licensed to practice law in New York and New Jersey. He is recently engaged and lives in Tampa.

ROB MCCARTNEY

PRO SCOUT



Rob McCartney enters his third season with the Buccaneers and second as pro scout after being elevated from a pro personnel assistant in 2012.

McCartney assists director of pro scouting Shelton Quarles and senior personnel advisor Scott Cohen with advance scouting of the Buccaneers' opponents, as well as organizing player workouts and the evaluation of all pro leagues.

McCartney came to Tampa Bay after working as a player personnel intern for the Pittsburgh Steelers organization from 2009-10 and as a summer intern in the Player Personnel Department from 2006-08. He also previously worked as a student assistant football coach for the South Carolina Gamecocks, where he assisted in week-to-week game plan development with the defensive staff.

McCartney graduated from the University of South Carolina in 2009 with a Bachelor of Science degree in sport and entertainment management. He is single and lives in Tampa.

BRIAN HUDSPETH

NATIONAL SCOUT



Brian Hudspeth enters his fifth season with the Buccaneers and second as national scout in 2013 after being elevated from college scout last season. In his 13th season overall in the NFL, he will be responsible for scouting the entire country with an emphasis on the southern region.

In his first three seasons with the team, Hudspeth was responsible for scouting a portion of the southern United States, including Florida, Louisiana, Mississippi, Oklahoma, Texas and selected schools in Arkansas and Tennessee.

Hudspeth spent five seasons (2004-08) with the Houston Texans prior to joining the Buccaneers. He served as a college scout from 2006-08, covering the Southeast and Southwest regions while cross checking the Mid-Atlantic. Prior to his appointment to that position, he served as a pro and college scouting assistant for Houston from 2004-05. Hudspeth joined the Texans after working for the Atlanta Falcons in player personnel from 2001-04. He filled various roles for the Falcons, including player personnel/football systems analyst in 2003-04, scouting assistant in 2002 and scouting intern in 2001.

Before joining the NFL, Hudspeth served on the football operations staff at the University of Tennessee from 1998-2001. He was a graduate assistant on the 1998 Volunteers staff that won the first-ever BCS National Championship, 1998 SEC Championship vs. Mississippi State and 1999 Fiesta Bowl over Florida State with a perfect 13-0 record. As a member of the Volunteers, Hudspeth was also a part of the 2000 Fiesta Bowl vs. Nebraska and 2001 Cotton Bowl vs. Kansas State. Hudspeth arrived at Tennessee after spending the 1996-97 seasons as a intern assistant coach at Petal High School (Petal, Mississippi.)

Hudspeth earned his Masters of Science degree from the University of Tennessee in 1999 and Bachelor of Arts degree from the University of Southern Mississippi in 1997. The New Albany, Mississippi native is single and resides in Tampa.

ANDRE FORDE

COLLEGE SCOUT



Andre Forde enters his fifth season with the Buccaneers as a college scout. Forde scouts the northeast portion of the country, from Washington, D.C. to Maine.

Prior to beginning with the Buccaneers, Forde served as varsity wide receivers coach for Coral Glades High School, and, before that, was owner of Men of Valor Football and Speed Training, which provides individualized football training with the focus on speed and football development.

Forde graduated with a B.A. in sociology from the University of Buffalo in New York in 2003. He was a four-year letterman at wide receiver and kick returner at the University of Buffalo, where he was a MAC Scholar Athlete every season. Forde played wide receiver for the Tulsa Talons of the AFL in 2006 and 2007, and spent time in the NFL with the Chicago Bears and Indianapolis Colts as well as the Amsterdam Admirals with NFL Europe.

Forde and his wife Patrice reside in south Florida with their three children: Hannah, Jeremiah and Isaiah.

TONY HARDIE

COLLEGE SCOUT



Tony Hardie enters his third season with the Buccaneers as a college scout and first scouting the mid-Atlantic region of the United States. Previously he scouted the Mountain West region, as well as working as the team's combine scout covering the Southeast region for National Football Scouting.

Prior to joining the Buccaneers, Hardie worked on the football staffs at Northwestern University (2010-11) and at the University of Chicago (2007-09).

Hardie served as the director of defensive quality control and defensive quality control/player personnel assistant with the Wildcats under Buccaneers current College Scout Bill Rees and held numerous positions on the Chicago staff, including cornerbacks coach, video coordinator, recruiter and defensive assistant. In 2010, he helped guide Northwestern to an appearance in the 2011 TicketCity Bowl.

Hardie graduated from Notre Dame with a Bachelor of Business in finance in 2007. He is single and resides in Charlotte, North Carolina.

BYRON KIEFER

COLLEGE SCOUT



Byron Kiefer enters his ninth season overall and seventh season as a college scout in Tampa Bay's personnel department in 2012, having been a part of two NFC South division championships (2005 and 2007). This is his fourth season scouting the southeast portion of the United States for the Buccaneers..

Previously, Kiefer was the Buccaneers' National Football Scouting representative, in which his focus was scouting players in the Southeast as well as working with the NFL combine, where he helped the NFL select invitees to the annual event.

He began his career with the Buccaneers as a pro personnel assistant in 2005. In this role, Kiefer assisted in daily transactions and coordinated player tryouts. He also assisted in scouting other pro leagues, including NFL Europa, CFL and AFL.

Prior to joining the Buccaneers, Kiefer worked in the University of South Florida football office during the 2003 season, assisting with football operations and recruiting. He also worked as a trade support associate at Raymond James Financial from 2003-05.

Kiefer graduated from Mercer University in 2003. He was a letterman pitcher on the Mercer University Baseball team. Kiefer and his wife, Mirela, have one son, Tyson and live in St. Petersburg, Florida.

TONY KINKELA

COLLEGE SCOUT



Tony Kinkela enters his fifth season overall with the Buccaneers and his third as a college scout. Kinkela is currently responsible for scouting the Western region of the United States after originally joining Tampa Bay as a combine scout, focusing on the NFL combine and working with the NFL in selecting invitees to the annual event.

Prior to joining the Buccaneers, he spent three seasons as the Director of Football Operations for the Tulane Green Wave from 2006-08.

During the 2004 and 2005 campaigns, Kinkela was the assistant director of football operations at Washington State. He also served as the assistant to the recruiting coordinator during the same period, coordinating on campus official and unofficial visits and oversaw the recruiting film system. As a member of the Cougars' staff, Kinkela was a part of Washington State's 2003 Rose Bowl and Holiday Bowl teams, as well as the 2001 Sun Bowl squad.

As a student at WSU, Kinkela served as a student assistant for the football team from 2001-04, and was a student representative for the NCAA Peer Review Board from 2001-02. A native of Graham, Washington, he received his bachelor's degree in sport management in 2004 and his master's degree in education administration in 2011 from Washington State. Kinkela resides in Bonney Lake, Washington with his wife, Merilee.

BILL REES

COLLEGE SCOUT



Bill Rees enters his third season as a college scout with Tampa Bay in 2013, having spent the 2009 and 2010 seasons with Northwestern University as their coordinator of player personnel/assistant director of football operations. Rees also worked the 2009 and 2010 offseasons as an outside consultant to the Buccaneers for the NFL Draft.

Prior to his time at Northwestern, Rees was a veteran of 16 years in the NFL, where he served as a scout for the Kansas City Chiefs (1994-97), the Director of College Scouting for the Chicago Bears (1997-2001), the Director of College Scouting (2001-03) and the Director of Player Personnel (2003-04) for the San Francisco 49ers, the Director of Player Personnel/College Scouting for the Cleveland Browns (2004-08) and a Pro and College Scout for the Chiefs (2008-09).

Before entering the NFL ranks, Rees spent 15 years as an assistant coach and recruiting coordinator for UCLA from 1979-94. He began his career at Northwestern as a graduate assistant in 1976-77 before serving one year as an assistant coach for the Wildcats in 1978.

Rees is a 1976 graduate of Ohio Wesleyan University with a bachelor's degree in history. He earned a master's degree in education administration from Northwestern in 1977. Rees and his wife, Susan, have three children: Danny, a graduate of UCLA where he was a two-year letterman as a punter/holder; Meghan, a graduate of Miami (Ohio); and Tommy, a senior quarterback at Notre Dame.

JUSTIN SHERIDAN

COLLEGE SCOUT



Justin Sheridan enters his eighth season with Tampa Bay in 2013 and fourth as a college scout, having previously served as a pro scout with the club. He is responsible for scouting collegiate players in the Midwest and parts of the Northeast.

Sheridan joined the Buccaneers' staff in 2006 as a pro personnel assistant before being promoted to pro scout in 2008. As a pro scout, he was responsible for the evaluation of player personnel and scouting report preparation for Tampa Bay's opponents. He also monitored NFL transactions and assisted with the recruiting and signing of NFL free agents. He was part of the Buccaneers NFC South championship in 2007.

Prior to joining the Buccaneers, Sheridan spent two seasons as the director of football operations at Northwestern University, from March 2004 to June 2006. In his role, he was responsible for the day-to-day operations of the football program, serving as a liaison to the athletic department, business office, academic services, compliance and NFL personnel, among others.

Sheridan originally joined the NU staff as a recruiting assistant in July 2001 before being promoted to Assistant Director of Football Operations in February 2003.

Sheridan worked as the assistant director of football operations at University of Pennsylvania before joining Northwestern's staff. He also worked as an Assistant Coach at Western Maryland College from May 1999 to December 2000.

A native of Ebensburg, PA, Sheridan graduated from Western Maryland College (which is now known as McDaniel College) with his bachelor's degree in business administration with a minor in accounting. At WMC, he was a four-year letterwinner, playing on two Centennial Conference championship teams.

Sheridan and his wife, Kristen, live in Libertyville, Illinois with their two sons, Payton and Brooks.

SETH TURNER

COLLEGE SCOUT



Seth Turner enters his 14th season with the Buccaneers in 2013 and 9th year as a college scout. Turner is responsible for scouting the Midwest region of the United States after spending four seasons as Tampa Bay's national combine scout. During his time with the Buccaneers, Turner has been part of five playoff appearances, three division titles and one Super Bowl championship.

Prior to scouting the Midwest, Turner spent four years as Tampa Bay's scout for the annual NFL combine as well as a scout for the southeastern United States. In 2002, Turner was a part of the Buccaneers first Super Bowl championship, a 48-21 victory against Oakland in Super Bowl XXXVII.

Turner joined the Buccaneers in July of 2000 as an intern in the college and pro scouting department. In that role, he assisted in the evaluation of professional free agents and draft-eligible college players. He also served as one of Tampa Bay's representatives at the 2001 NFL Draft.

Prior to joining the Buccaneers, Turner was an intern for the NFL's player personnel department, as well as a summer intern for the Buffalo Bills' player personnel staff in 1999.

Turner graduated with a B.S. in physical education from Baker University in Kansas in 1997 and then earned a master's in sport management in 1999 from Indiana State. He was a four-year letterman at linebacker and defensive end at Baker, garnering third-team all-conference honors in 1996 as a senior.

Turner, a native of Lansing, Kansas, lives in Columbia, Missouri with his wife, Ariana, and their three children: sons, Graham and Heath, and daughter, Belen.

JAMES SORENSON

HEAD EQUIPMENT MANAGER



James Sorenson, who first started working in the NFL in 1986, is in his eighth season as Head Equipment Manager with the Buccaneers. In 2007, Sorenson helped guide the Buccaneers to their third NFC South division title.

Sorenson is responsible for distributing all equipment and apparel to Buccaneers players and coaches, along with the purchase and inventory of all team equipment. He also maintains the locker room and oversees the transportation of the team's equipment for all home and away games.

Sorenson spent eight seasons as an assistant equipment manager with the Jacksonville Jaguars from 1998-2005. He began his career in the NFL in 1986 as a ball boy with the Minnesota Vikings before serving as equipment assistant with the team from 1991-1997.

Sorenson earned a Bachelor of Arts degree in Biomedical Science from St. Cloud State in 1998. He and his wife, Alaina, live in Tampa with their daughter.

MIKE MYRICK

ASSISTANT EQUIPMENT MANAGER



Mike Myrick enters his fifth season as assistant equipment manager in 2013 and 11th season overall with the Tampa Bay Buccaneers equipment staff. In that time, he has been a part of two Buccaneers NFC South Division titles.

Myrick got his start in the NFL in 1992, working training camps with the Atlanta Falcons as a ball boy. That eventually led to his hire as an assistant equipment manager with the Falcons in 1997. Myrick also spent time with the Amsterdam Admirals of NFL Europe from 2000-04 as an assistant and head equipment manager.

Myrick's responsibilities include assisting head equipment manager Jim Sorenson with all department duties. Specializing in helmets and shoulder pads, he has a weekly maintenance routine that includes changing helmets to ensure they provide the best possible protection while keeping a high-gloss shine.

Myrick is a Florida native and resides in Wesley Chapel with his wife Angie and three children: Hannah, Anna and Michael Jr.

SPENCER DILLE

DIRECTOR OF FOOTBALL TECHNOLOGY



Spencer Dille enters his second season with the Buccaneers in 2013 as director of football technology.

Dille is responsible for the development and maintenance of all football-related software and technology. He works closely with the front office, scouting department, trainers and coaching staff in the implementation of the latest technology and football-related applications. Additionally, Dille serves as a liaison between the information technology department and football operations, helping to troubleshoot a variety of technological issues on a continual basis.

Prior to joining the Buccaneers, he spent seven years (2004-11) with COMANCO Environmental Corporation, managing and developing their operational technology. From 2011-2012, he worked with Kobie Marketing, developing their loyalty management software platform. Dille received both his Bachelors of Computer Engineering and Masters of Computer Science degrees from the University of Minnesota.

Dille resides in Lithia with his wife Deborah, their daughter, Amelia, and their son, Erik.

TERRY COUSIN

DIRECTOR OF PLAYER ENGAGEMENT



Terry Cousin enters his second season with the Buccaneers as director of player engagement, having joined the team in 2012, after spending the previous two seasons as the director of player development with the University of South Carolina Athletic Department.

Cousin's responsibilities include implementing Buccaneer University, which involves helping players with continuing education, financial education, career transition and other off-field issues and facilitating the league's personal conduct policy. He is also the main liaison between the players and the club's community relations department, encouraging player involvement in charities and community activities.

One of Cousin's main duties includes implementing player engagement programs, which help prepare players for life after football, and support players with potential business opportunities, including internships and job shadows. He is also responsible for assisting players with NFL Player Benefits, from financial boot camps to helping them develop life skills. Cousin also helps relocate players and aids rookies with their transition into the NFL.

While with the Gamecocks, Cousin focused on off-the-field activities of the student-athletes and served as an important resource in balancing the demands of academics, athletics, community outreach, and their personal lives as they transitioned in and out of college athletics. He also assisted in mental/life coaching, as well as providing a holistic approach to athletic development. During his time, he worked with athletes such as Marcus Lattimore (football), Jadeveon Clowney (football), Stephen Gilmore (football), Melvin Ingram (football), Chris Culliver (football), Shayla Mahan (track and field), LaKya Brookins (track and field), Robert Beary (baseball) and Michael Roth (baseball).

Cousin also served as the sideline reporter for the Gamecock radio broadcasts and did a regular feature on student-athletes for the Steve Spurrier Show. Cousin is an accomplished 12-year NFL (1997-2008) veteran, playing for the Chicago Bears, Atlanta Falcons, Miami Dolphins, Carolina Panthers, New York Giants, Jacksonville Jaguars and Cleveland Browns. During his playing career, he was named Defensive Player of the Week twice, was a part of a secondary that led the NFL in pass defense in 2001, was selected to the NFL All-Joe team in 2002 and played in Super Bowl XXXVIII.

A graduate of South Carolina, Cousin was a four-year letterman and was the 1993 Scott Sinclair Freshman Award winner. He also ran track from 1995-96. Cousin and his wife, Carmen, have two daughters.

TODD TORISCELLI

DIRECTOR OF SPORTS MEDICINE & PERFORMANCE



Todd Toriscelli enters his 17th season with the Buccaneers in 2013 and fourth as director of sports medicine and performance after serving as head athletic trainer for 13 seasons. He has been a part of four division championships during his tenure as well as the Buccaneers' first Super Bowl title, a 48-21 victory over Oakland in Super Bowl XXXVII.

Toriscelli coordinates the team's daily medical coverage and is closely involved in all performance parameters such as physical development and nutrition. Toriscelli and his staff have conducted research projects on dehydration and exercise in the heat in conjunction with scientists from the Gatorade Sports Science Institute and most recently, completed a large research project on hamstring injuries and other injury-related topics among NFL players. He recently co-authored an article in the International Journal of Sports Medicine and has also published several other articles and lectured on topics related to sports medicine. Toriscelli was also named to the NFL Health and Safety Panel in May of 2011.

During Toriscelli's tenure, eight former Buccaneer assistants or intern athletic trainers have gone on to become head athletic trainers at the professional or major college level, including Jim Whalen of the New England Patriots and Reggie Scott of the St. Louis Rams.

Prior to coming to Tampa Bay, Toriscelli spent a combined seven years as a head trainer for Stanford, Miami (FL) and Kansas State. While with Stanford in 1995 and 1996, Toriscelli also served as the National Athletic Trainers Association's liaison to the NCAA Football Rules Committee.

A native of Steubenville, Ohio, Toriscelli holds a bachelor's degree in Health Education and minors in Biological Science and Athletic Training from Ohio University (1984) and a master's degree in physical education with an emphasis on sports medicine from the University of North Carolina (1985). In 2009 he was selected as a Distinguished Alumnus by the Ohio University School of Health Sciences and Professions.

Toriscelli and his wife, Chris, reside in Tampa with their daughter, Jenna. Their son Shane is a student at the University of Georgia.

SHANNON MERRICK

DIRECTOR OF REHABILITATION



Shannon Merrick enters his 10th season as the Buccaneers' Director of Rehabilitation in 2013. Merrick works directly with Director of Sports Medicine and Performance Todd Toriscelli to treat and rehabilitate injured Buccaneers players. Merrick has been a part of two NFC South division championships.

Merrick joined the Buccaneers after spending eight years as a site coordinator/rehabilitation director for HealthSouth in Melbourne, Florida. Prior to his appointment at HealthSouth, Merrick held athletic training internships at the University of Notre Dame (1989-90) and Indianapolis Colts (1988-89). While an undergraduate at Purdue University, he also served as a student athletic trainer from 1985-89.

Along with Tampa Bay's training staff, he has been involved in research on dehydration and exercise in the heat done in conjunction with scientists from the Gatorade Sports Science Institute.

Merrick earned a bachelor's degree in athletic training, pre-physical therapy from Purdue in 1990, and a master's degree in physical therapy from the Washington University School of Medicine in 1992.

A native of Goshen, Indiana, Merrick resides in Tampa with his daughter, Elani, and sons, Joshua and Jack.

KEVIN LUHRS

TEAM SPORTS DIETITIAN



Kevin Luhrs enters his fourth season as the team sports dietitian with the Buccaneers in 2013. As a Registered and Licensed Dietitian, along with Strength and Conditioning Specialist Certification, his duties include the coordination of all meals and snacks for all players. In addition, Luhrs does one-on-one diet counseling with both players and staff members and is heavily involved in player rehydration and weight management programs.

His secondary duties involve being an assistant strength and conditioning coach under the direction of Head Strength and Conditioning Coach Jay Butler.

Luhrs worked as a volunteer nutritionist at the University of Nebraska in 2009 where he assisted the director of sports nutrition with various tasks that included body composition, weekly news blogs and nutrient analysis projects.

Luhrs was a defensive lineman for the University of Nebraska from 2003-07, during which time he was named to the Big 12 Commissioner's Academic Honor Roll eight times. Luhrs also served as a student-coach for the Cornhuskers in 2007. He graduated with a degree in Education and Human Sciences with a concentration in Nutritional Science and Dietetics in December 2007.

Luhrs was born on September 29, 1984 in Omaha, Nebraska and currently resides in Tampa with his wife, Jacqueline.

DR. JOHN ZVIJAC

HEAD TEAM ORTHOPEDIC SURGEON



Dr. John Zvijac enters his 16th season as head team orthopedic surgeon for the Buccaneers in 2013.

Zvijac was instrumental as the Buccaneers claimed their first Super Bowl title in 2002 against the Oakland Raiders in Super Bowl XXXVII, in addition to capturing three NFC South division titles in the past nine seasons. Overall, he has been a part of four division titles with the Buccaneers.

Dr. Zvijac is a professor at the University of Miami School of Education, Department of Exercise Science and Sports Medicine, as well as associate professor School of Medicine Department of Orthopaedics at Florida International University and professor in Exercise Science and Sports Science at Florida International University. In addition, he is a member of the Athletic Training Education Advisory Board at Florida International University. He is in private practice at the UHZ Sports Medicine Institute in Coral Gables.

Zvijac provides medical care for all Miami-Dade County Public High Schools and is also the team physician for the Florida Panthers of the NHL and Florida International University. He is presently the Florida delegate for the American Orthopaedic Society for Sports Medicine.

Zvijac graduated from the State University of New York at Buffalo School of Medicine and completed his residency at the University of Miami School of Medicine. He also fulfilled an additional year of fellowship training in arthroscopy and sports medicine at the American Sports Medicine Institute in Birmingham, Alabama.

Zvijac resides in Miami with his wife, Gail.

DR. KEVIN ELDER

TEAM PHYSICIAN



Dr. Kevin Elder enters his fifth season with the Buccaneers as team physician. Dr. Elder is currently Board Certified in Family Practice with Certificate of Added Qualifications in Sports Medicine and has been recognized with a Fellow designation by the American Academy of Family Physicians. He practices as a partner of the HealthPoint Medical Group in South Tampa, where he was named Best Family Physician in South Tampa (Gold Medal) by the readers of the Tampa Tribune.

Dr. Elder is also an Assistant Clinical Professor of Family Medicine for the University of South Florida, teaching medical students and residents while also serving as a voluntary faculty preceptor for the Bayfront Hospital and Morton Plant Mease Family Practice residencies' primary care sports medicine fellowship programs.

His training in sports medicine has encompassed the care of athletes of various levels, as well as the treatment of common overuse injuries, fracture casting and management, joint injections and the treatment of many non-operative orthopedic sports medicine problems. Dr. Elder's past experience includes providing medical coverage or team physician responsibilities for professional football, boxing, volleyball, soccer, baseball and hockey teams.

His extensive sports medicine training has led him to volunteer for several community sports medicine events and races in Tampa Bay, including volunteering as a team physician for Tampa Catholic High School for seven years.

Dr. Elder has published book chapters and articles related to exercise stress testing and various sports medicine topics. He has also given numerous lectures on sports medicine topics, including wilderness medicine.

Dr. Elder received his undergraduate degree at The Ohio State University and earned his Doctor of Medicine from the Medical University of Ohio/University of Toledo. He served his Family Practice Residency, as well as his Sports Medicine Fellowship, at Bayfront Medical Center in St. Petersburg, Florida.

Dr. Elder is married to Stephanie and the couple has three children: Emma, Liam and Lily.

HENRY DURAN

DIRECTOR OF TEAM SECURITY



Director of Team Security, Henry Duran, enters his 15th season with the Buccaneers and his third as the full-time Director of Team Security. During his tenure, he has provided security for head coaches including Tony Dungy, Jon Gruden, Raheem Morris and Greg Schiano.

Duran was responsible for the security of Head Coach Jon Gruden when the Buccaneers won their first Super Bowl Championship in 2002, a 48-21 victory over the Oakland Raiders in Super Bowl XXXVII.

Duran's current responsibilities with the team include providing security for the entire coaching staff and all players, assisting TSA officials in securing buses and charter flights, organizing police escorts and safeguarding hotel facilities while on the road and during training camp. He also assists Director of Player Personnel Dennis Hickey and Director of College Scouting Eric Stokes with background checks on current and potential players.

Prior to joining the Buccaneers in a full-time capacity, Duran completed a 30-year career with the Tampa Police Department, where he held the rank of Detective for 27 years, 20 of which were dedicated to investigating homicides. Duran also served 17 years as a hostage negotiator for the Tampa Police Department's Tactical Response Team.

Duran and his wife Rochelle are Tampa natives. They have three children: Ryan, Jason and Kaelyn, and one granddaughter, Keira.

DAVE LEVY
VIDEO DIRECTOR

Dave Levy begins his 26th season as the team's video director in 2013. Levy's contributions helped lead the Buccaneers to their first Super Bowl title in 2002, a 48-21 victory over Oakland in Super Bowl XXXVII. He has also been a part of the Buccaneers three NFC South division titles in the past nine seasons. Overall, Levy has helped guide Tampa Bay to four division titles during his tenure.

Levy was instrumental in the development and layout of the Buccaneers' new training facility at One Buccaneer Place, which opened in 2006. His insight helped create one of the most technologically advanced sports training facilities in the world, providing the coaches and personnel department with a distinct advantage.

His responsibilities include all recording, editing and production for the team. He also manages Tampa Bay's digital game film library and handles film trade-outs with the other NFL clubs. In preparation for each season's NFL draft, Levy's department also aids the personnel department in acquiring, editing and maintaining digital game footage on draft-eligible players. He was hired by the Buccaneers after previously serving as an assistant in the Pittsburgh Steelers' video department.

A native of Pittsburgh, Levy went to high school in Bethel Park, Pennsylvania. Levy also attended the Community College of Allegheny County, the University of Pittsburgh, and Indiana University of Pennsylvania. He and his wife Tracy live in New Tampa with sons Andrew, Garrett and Bryce.

CHRIS BRYAN
ASSISTANT VIDEO DIRECTOR

Chris Bryan enters his 14th season with the Buccaneers in 2013 and eighth as assistant video director. He assists video director Dave Levy in the shooting and duplicating of games and practices while also editing and producing various other teaching and instructional videos for the coaching staff.

In 2002, Bryan was part of a Buccaneers staff that claimed a Super Bowl XXXVII victory over the Oakland Raiders. During his time with the club, Bryan has been a part of three NFC South division titles.


Bryan, a native of St. Petersburg, spent his first six seasons with the Buccaneers as a video assistant from 2000-05. He is single and resides in St. Petersburg.

OTHER FOOTBALL STAFF

MEDICAL STAFF



Dr. Chet Janecki
Associate Orthopedic Surgeon



Dan Lamar
Associate Orthopedic Surgeon



Brian Allard
Team Chiropractor



Dan Seguin
Team Massage Therapist



John Ames
Assistant Athletic Trainer

COACHING STAFF



Andrew Janoko
Coaching Assistant



Billy Miller
Coaching Assistant



Steve West
Scouting Assistant



Shaun Anthony
Assistant Equipment Manager



Jeffrey Harrell
Assistant Equipment Manager

SCOUTING

EQUIPMENT STAFF

GROUNDKEEPERS


VIDEO STAFF



Rob Julian
Groundskeeper



Daniel Battles
Assistant Groundskeeper



Justin Camp
Video Assistant



Brian Templien
Video Assistant

EXECUTIVE ASSISTANTS



Greylyn Deaver
Executive Assistant to the General Manager



Pat English
Executive Assistant to the Head Coach



Nancy Hasselman
Player Personnel Executive Assistant

BUCCANEERS SENIOR STAFF



Deno Anagnost
Director of Sales



David Cohen
General Counsel



Kevin Corbett
Director of Digital



Jason Dial
Chief Marketing Officer



Joe Fada
Chief Financial Officer



Kristin Houston
Director of Human Relations



Ed Johnston
Director of Information Technology



Matt Kaiser
Director of New Business Development




Nelson Luis
Director of Communications



Ben Milsom
Chief Ticketing Officer



Connie Mojallal
Director of Special Events & Game Operations



Jim Pyne
Chief Partnership Officer



Jeff Ryan
Director of Broadcast Operations



Amy Saxon
Director of Group Sales




Eileen Sweeney
Director of Community Relations



Andres Trescastro
Director of Corporate Security & Facilities

BUCCANEERS STAFF



Brian Aldrich
Associate Producer



Danielle Allen
Account Executive



Trevor Allison
Account Executive



Mike Andry
Safety Officer



Rich Annunciata
Luxury Suite Sales
Account Executive



Maria Araujo
Food & Beverage



Patrick Barnard
Account Executive



Allen Barrett
Public Relations
Manager



Michael Beadles
Executive Chef



Brad Bellissimo
Ticketing Coordinator



Andrew Berecz
Account Executive



Jeffrey Bloomer
Account Executive



Ed Botgger
Video Production
Manager



Alexandra Bottone
Account Executive



Nikki Bowey
Club Member
Relations Associate



Daniel Boyd
Member Relations
Associate



John Breedlove
Manager of Insights
& Strategy



Kevin Brown
Senior Community
Relations Manager



Bill Burch
BSC Maintenance
Manager



Jerrett Burke
Manager, Club
Member Relations



John Bush
Senior Accountant



Anuar Candamil
Housekeeping



Jose Candamil
Housekeeping




Matt Caraballo
Member Relations
Associate



Bobby Carney
Luxury Suite Sales
Manager

BUCCANEERS STAFF



Jim Carroll
Member Relations
Associate



Vince Cesario
Facilities Coordinator



Matt Chmura
Club Account
Executive



Lauren Compton
Luxury Suite Manager



Carmen Cousin
Partnership
Marketing Manager



Eileen Crawford
Executive Assistant to
the Chief Operating
Officer



Samantha Crawford
Receptionist



Tammie Dawson
Staff Accountant



Eric DeLand
Staff Accountant



Chris Denner
Controller



Dunghoa Dong
Food & Beverage



Julie Fanning
Creative Services
Coordinator



Steve Fidura
Community Relations
Assistant



Paul Forand
Club Account
Executive



Annie Fuller
Club Account
Executive



Andrea Gerber
Group Sales
Coordinator



Kyle Gilliam
Food & Beverage



Carly Glennon
Sales Coordinator



Brandon Golden
Club Account
Executive



Nikki Goldweitz
Coordinator,
Corporate
Partnerships



Oliver Gray, Jr.
Account Executive



Aubrey Grier
Account Executive



Bernice Griffin
Receptionist



Katy Grindstaff
Account Executive



Philip Hall
Club Account
Executive

BUCCANEERS STAFF



Gerald Harris
Club Account Executive



John Hetrick
Account Executive



Danielle Higgins
Food & Beverage



Jill Hobbs
Player Benefits & Alumni Program Manager



Alison Holme
Marketing Manager



Michelle Hoover
Executive Assistant to the Owners



Nick Huston
Account Executive



Paul Janke
Maintenance Technician



Tim Jarocki
Team Operations Manager



Dee Jerrels
Accounts Payable Coordinator



Kelianne Johnson
Partnership Development Executive



Mark Johnson
Member Relations Associate



Jordan Jones
Account Executive



Brittany Josselyn
Club Member Relations Associate



Chris King
Public Relations Assistant



Andrew Klaasse
Web Developer



Bob Kopras
Housekeeping



Nellie Langeland
Guest and Member Relations Coordinator



Jessica Larsen
Executive Assistant to the Chief Marketing Officer



Jim LeRoy
Stadium Facilities Manager



Dave Leutwyler
Account Executive



Erin Lewis
Group Account Executive



Michael Lietz
Partnership Marketing Manager



Jim Mackes
Senior Special Events & Game Operations Manager



Ted Major
National Partnership Development

BUCCANEERS STAFF

FRONT OFFICE

PLAYERS

2012 REVIEW

HISTORY

RECORDS

SIDELINES



Mike Martin
Safety Officer



Ray Mathew
Sales Coordinator-
CRM



Brian Mathews
Senior Purchasing
Manager



Hailey McCracken
Account Executive



Chris McGrath
Club Account
Executive



Jacque McKelvin
Executive Assistant
to the Owners



Kristen McMahan
Payroll Coordinator



Taylor Meyers
Brand Manager



Michael Milhim
Club Member
Relations Associate



German Montero
Account Executive



David Morton
Safety Officer



Ahmad Mustafa
Account Executive



Jeff Neal
Manager of Analytics



Andrew Norton
Copywriter



Bree Parker
Group Account
Executive



Michael Pehanich
Senior Public
Relations Manager



Sarah Penhallegon
Special Events &
Game Operations
Manager



James Phelan
Account Executive



Fausto Pichardo
IT Desktop Support
Technician



Erin Porco
Group Account
Executive



Caleb Quaid
Business
Administration
Manager



Rachel Ramirez
Producer



John Rhoades
Senior Accountant



Vincent Riggs
Group Account
Executive



Nik Robbins
Account Executive

BUCCANEERS STAFF



Kristi Robson
Sales Coordinator



Leo Rogers
Purchasing Assistant



Dan Roy
A/V Engineer



Terry Roy, Jr.
Group Sales Manager



Chris Rumore
Maintenance Manager



Stephen Rutkowski
Network Administrator



Cassie Sadowitz
Coordinator of Legal Affairs



Devin Schaffner
Graphic Designer



Christy Schnell
Glazer Family Foundation Senior Manager



Kelly Schutz
Public Relations Coordinator



Thomas Sheridan
Group Account Executive



Davi Sherwin
Member Relations Associate



Seth Shuman
Group Sales Account Executive



Adam Smith
Partnership Development Executive



Jenna Smith
Special Events & Game Operations Coordinator



Kevin Smith
Luxury Suite Manager



Scott Smith
Senior Writer



Nate Strick
Club Account Executive




Doug Sutherland
Ticket Operations Manager



Sarah Traver
Member Relations Associate



Jason Turner
Creative Services Coordinator



Jon Turner
Junior Designer



Katie Vaas
Brand Manager



Melissa Valdez Fitzgerald
Cheerleading Manager



Michael Vanuyn
Club Sales Manager

BUCCANEERS STAFF



Amy Weber
Ticket Operations
Manager



Courtney Williams
Luxury Suites
Associate



Kathryn Williams
Group Account
Executive

2013 STAFF DIRECTORY

OWNERSHIP

Owner/President	Malcolm Glazer
Co-Chairman	Bryan Glazer
Co-Chairman	Joel Glazer
Co-Chairman	Edward Glazer

FRONT OFFICE

General Manager	Mark Dominik
Chief Operating Officer	Brian Ford
Director of New Business Development	Matt Kaiser
Business Administration Manager	Caleb Quaid
Executive Assistant to the Owner	Michele Hoover
Executive Assistant to the Owner	Jacque McKelvin
Executive Assistant to the Owner	Rex Polkinghorne
Executive Assistant to the General Manager	Greylyn Deaver
Executive Assistant to the Chief Operating Officer	Eileen Crawford
Executive Assistant to the Chief Marketing Officer	Jessica Larsen

COACHING STAFF

Head Coach	Greg Schiano
Defensive Coordinator	Bill Sheridan
Offensive Coordinator	Mike Sullivan
Special Teams Coordinator	Dave Wannstedt
Senior Offensive Assistant	Jimmy Raye
Tight Ends	Brian Angelichio
Offensive Line	Bob Bostad
Head Strength & Conditioning	Jay Butler
Running Backs	Ernest Byner
Pass Rush Specialist	Bryan Cox
Assistant Defensive Coordinator	Bob Fraser
Assistant Special Teams	Phil Galiano
Wide Receivers	John Garrett
Assistant Strength & Conditioning	Bob Gilmartin
Safeties	Jeff Hafley
Assistant Offensive Line	Steve Loney
Defensive Assistant	Tem Lukabu
Director of Football Operations	Kevin MacConnell
Offensive Assistant	Ben McDaniels
Quarterbacks	John McNulty
Defensive Line	Randy Melvin
Cornerbacks	Tony Oden
Linebackers	Robb Smith
Assistant Strength & Conditioning	Joe Vaughn
Quality Control to the Head Coach	Dan Shamash
Coaching Assistant	Alonso Escalante
Coaching Assistant	Andrew Janocko
Coaching Assistant	Billy Miller
Special Assistant to the Head Coach	Butch Davis
Executive Assistant to the Head Coach	Pat English

FOOTBALL ADMINISTRATION

Director of Player Personnel	Dennis Hickey
Director of College Scouting	Eric Stokes
Director of Player Engagement	Terry Cousin
Director of Football Technology	Spencer Dille
Director of Team Security	Henry Duran
Coordinator of Pro Scouting	Shelton Quarles
Director of Football Administration	Mike Greenberg
Senior Personnel Advisor	Scott Cohen

2013 STAFF DIRECTORY (CONTINUED)

Pro Scout.....	Rob McCartney
National Scout.....	Brian Hudspeth
College Scout.....	Andre Forde
College Scout.....	Tony Hardie
College Scout.....	Byron Kiefer
College Scout.....	Tony Kinkela
College Scout.....	Bill Rees
College Scout.....	Justin Sheridan
College Scout.....	Seth Turner
Scouting Assistant.....	Steve West
Groundskeeper.....	Rob Julian
Assistant Groundskeeper.....	Daniel Battles
Assistant Groundskeeper.....	Travis Hohlbein
Player Personnel Executive Assistant.....	Nancy Hasselman

EQUIPMENT

Head Equipment Manager.....	Jim Sorenson
Assistant Equipment Manager.....	Shaun Anthony
Assistant Equipment Manager.....	Jeffrey Harrell
Assistant Equipment Manager.....	Mike Myrick

MEDICAL STAFF

Director of Sports Medicine and Performance.....	Todd Toriscelli
Director of Rehabilitation.....	Shannon Merrick
Assistant Athletic Trainer.....	John Ames
Team Sports Dietitian.....	Kevin Luhrs
Head Team Orthopedic Surgeon.....	Dr. John Zvijac
Team Physician.....	Dr. Kevin Elder
Associate Orthopedic Surgeon.....	Dr. Chet Janecki
Associate Orthopedic Surgeon.....	Dan Lamar
Team Chiropractor.....	Brian Allard
Team Massage Therapist.....	Dan Seguin

VIDEO

Video Director.....	Dave Levy
Assistant Video Director.....	Chris Bryan
Video Assistant.....	Justin Camp
Video Assistant.....	Bill Pejack
Video Assistant.....	Brian Templen

ACCOUNTING

Chief Financial Officer.....	Joe Fada
Controller.....	Chris Denner
Senior Accountant.....	John Bush
Senior Accountant.....	John Rhoades
Senior Purchasing Manager.....	Brian Mathews
Purchasing Assistant.....	Leo Rogers
Ticket Operations Manager.....	Amy Weber
Staff Accountant.....	Tammie Dawson
Staff Accountant.....	Eric Deland
Payroll Coordinator.....	Kristen McMahan
Accounts Payable Coordinator.....	Dee Jerrels

PUBLIC RELATIONS

Director of Communications.....	Nelson Luis
Senior Manager of Public Relations.....	Mike Pehanich
Public Relations Manager.....	Allen Barrett
Public Relations Coordinator.....	Kelly Schutz
Public Relations Assistant.....	Chris King
Director of Broadcast Operations.....	Jeff Ryan
Senior Writer.....	Scott Smith

COMMUNITY RELATIONS

Director of Community Relations.....	Eileen Sweeney
Senior Manager of Community Relations.....	Kevin Brown
Glazer Family Foundation Senior Manager.....	Christy Schnell
Cheerleading Manager.....	Melissa Valdez Fitzgerald
Community Relations Assistant.....	Steve Fidura

CREATIVE SERVICES

Director of Digital.....	Kevin Corbett
Video Production Manager.....	Ed Bottger
Creative Services Coordinator.....	Julie Fanning
Creative Services Coordinator.....	Jason Turner
Producer.....	Rachel Ramirez
Associate Producer.....	Brian Aldrich
Web Developer.....	Andrew Klaasse
Copywriter.....	Andrew Norton
Graphic Designer.....	Devin Schaffner
Junior Designer.....	Jon Turner

2013 STAFF DIRECTORY (CONTINUED)

CUSTOMER SERVICE

Luxury Suite Manager	Lauren Compton
Luxury Suite Manager	Kevin Smith
Guest and Member Relations Coordinator	Nellie Langeland
Manager, Club Member Relations	Jerrett Burke
Club Member Relations Associate	Nikki Bowey
Club Member Relations Associate	Brittany Josselyn
Club Member Relations Associate	Michael Milhim
Member Relations Associate	Daniel Boyd
Member Relations Associate	Matt Caraballo
Member Relations Associate	Jim Carroll
Member Relations Associate	Mark Johnson
Member Relations Associate	Davi Sherwin
Member Relations Associate	Sarah Traver

SALES

Chief Ticketing Officer	Ben Milsom
Director of Group Sales	Amy Saxon
Director of Sales	Deno Anagnost
Luxury Suite Sales Manager	Bobby Carney
Group Sales Manager	Terry Roy, Jr.
Ticket Operations Manager	Doug Sutherland
Club Sales Manager	Michael Vanduy
Ticketing Coordinator	Brad Bellissimo
Group Sales Coordinator	Andrea Gerber
Sales Coordinator	Carly Glennon
Sales Coordinator	Kristi Robson
Account Executive	Danielle Allen
Account Executive	Trevor Allison
Luxury Suite Sales Account Executive	Rich Annunciata
Account Executive	Patrick Barnard
Account Executive	Andrew Berecz
Account Executive	Jeffrey Bloomer
Account Executive	Alexandra Bottone
Club Account Executive	Matt Chmura
Account Executive	Brooke Devereaux
Club Account Executive	Paul Forand
Club Account Executive	Annie Fuller
Account Executive	Brandon Golden
Account Executive	Oliver Gray, Jr.
Account Executive	Aubrey Grier
Group Account Executive	Katy Grindstaff
Club Account Executive	Philip Hall
Club Account Executive	Gerald Harris
Account Executive	John Hetrick
Account Executive	Nick Huston
Account Executive	Jordan Jones
Account Executive	Dave Leutwyler
Group Account Executive	Erin Lewis
Sales Coordinator - CRM	Ray Mathew
Club Account Executive	Chris McGrath
Account Executive	Hailey McCracken
Account Executive	German Montero
Account Executive	Ahmad Mustafa
Group Account Executive	Bree Parker
Account Executive	James Phelan
Group Account Executive	Erin Porco
Group Account Executive	Vincent Riggs
Account Executive	Nik Robbins
Group Account Executive	Thomas Sheridan
Group Sales Account Executive	Seth Shuman
Club Account Executive	Nate Strick
Luxury Suites Associate	Courtney Williams
Group Account Executive	Kathryn Williams

CORPORATE PARTNERSHIPS

Chief Partnership Officer	Jim Pyne
Partnership Development Executive	Kelianne Johnson
Partnership Development Executive	Adam Smith
National Partnership Development	Ted Major
Coordinator, Corporate Partnerships	Nikki Goldweitz

SPECIAL EVENTS & GAME OPERATIONS

Director of Special Events & Game Operations	Connie Mojallal
Senior Manager of Special Events & Game Operations	Jim Mackes
Manager of Special Events & Game Operations	Sarah Penhallegon
Special Events & Game Operations Coordinator	Jenna Smith

2013 STAFF DIRECTORY (CONTINUED)

LEGAL & HUMAN RESOURCES

General Counsel	David Cohen
Director of Human Resources	Kristin Houston
Player Benefits & Alumni Program Manager	Jill Hobbs
Coordinator of Legal Affairs	Cassie Sadowitz
Receptionist.....	Samantha Crawford
Receptionist.....	Bernice Griffin

MARKETING

Chief Marketing Officer	Jason Dial
Marketing Manager	Alison Holme
Partnership Marketing Manager.....	Michael Lietz
Partnership Marketing Manager.....	Carmen Cousin
Manager of Analytics	Jeff Neal
Manager of Insights & Strategy	John Breedlove
Brand Manager.....	Taylor Meyers
Brand Manager.....	Katie Vaas

SECURITY & FACILITIES

Director of Corporate Security & Facilities.....	Andres Trescastro
Stadium Facilities Manager	Jim LeRoy
BSC Maintenance Manager.....	Bill Burch
Maintenance Manager.....	Chris Rumore
Facilities Coordinator	Vince Cesario
Maintenance Technician.....	Paul Janke
Safety Officer	Mike Andry
Safety Officer.....	Mike Martin
Safety Officer.....	David Morton
Housekeeping.....	Anuar Candamil
Housekeeping.....	Jose Candamil
Housekeeping.....	Bob Kopras

FOOD & BEVERAGE

Executive Chef	Michael Beadles
Back of House.....	Maria Araujo
Back of House.....	Dunghoa Dong
Front of House.....	Kyle Gilliam
Front of House.....	Danielle Higgins

INFORMATION TECHNOLOGY

Director of Information Technology	Ed Johnston
IT Desktop Support Technician	Fausto Pichardo
Network Administrator	Stephen Rutkowski
A/V Engineer	Dan Roy

TEAM OPERATIONS

Team Operations Manager	Tim Jarocki
-------------------------------	-------------

2013-14 NATIONAL FOOTBALL LEAGUE CALENDAR

2013

August 8-11	First preseason weekend
August 27	Roster cutdown to maximum of 75 players
August 31	Roster cutdown to maximum of 53 players
September 5-9	Kickoff 2012 Weekend
October 29	Trade deadline
December 29	Regular season ends

2014

January 4-5	Wild Card Playoffs
January 11-12	Divisional Playoffs
January 19	Conference Championships
January 26	AFC-NFC Pro Bowl, Honolulu, Hawaii (NBC)
February 2	Super Bowl XLVIII, New York (FOX)



PLAYERS

21

MICHAEL ADAMS**CORNERBACK****HT: 5-8 WT: 181****DOB: 6/17/85****NFL: 7TH YEAR****ACQ: FA, 2013****COLLEGE: LOUISIANA-LAFAYETTE****ACQUIRED BY BUCS:**

- × Signed by Tampa Bay as a free agent on June 19, 2013.

ORIGINALLY ENTERED NFL:

- × Originally entered the NFL as a college free agent with the Arizona Cardinals on April 30, 2007.

CAREER HIGHLIGHTS:

- × Played in 74 career games, with seven starts, recording 165 tackles, 18 passes defended, four fumble recoveries, three interceptions and one forced fumble.
- × Scored first career touchdown on a fumble returned for a score against Minnesota (11/7/10).
- × Sacked Packers QB Aaron Rodgers in overtime of the 2009 NFC Wild Card game (1/10/10), forcing a fumble that the Cardinals recovered, leading to the game-winning touchdown.
- × Made first career start against Seattle (12/28/08).
- × Made NFL debut at Cincinnati (11/18/07).

2012 HIGHLIGHTS:

- × Played in 15 games, recording 14 tackles, four passes defended and two fumble recoveries. Also added 10 special teams tackles.
- × Recovered a fumble against Detroit (12/16), helping set up a Cardinals touchdown on the next play.
- × Recorded his second fumble recovery of the season against Chicago (12/23), helping set up a Cardinals field goal on the ensuing position.

COLLEGE/PERSONAL:

- × Played four years at Louisiana-Lafayette (2003-06), totaling 140 tackles, six tackles for loss and four interceptions.
- × Played in 10 games as a senior, recording 40 tackles, three passes defended, one sack and an interception that was returned 79 yards for a touchdown.
- × Had career highs in tackles (45) and interceptions (2) in 2005, earning honorable mention All-Sun Belt Conference honors.
- × Made an immediate impact as a freshman, playing in all 12 games with one start; blocking two field goals, one of which was recovered by a teammate and returned 89 yards for a touchdown.
- × Attended J.F. Kimball High School (Dallas, Texas).
- × Finished high school career with 150 tackles, 11 interceptions, four forced fumbles, six blocked field goals and one touchdown.
- × Two-time first team All-District selection.
- × Born Michael Adams on June 17, 1985 in Dallas, Texas.

ADAMS' CAREER STATISTICS

YEAR	TEAM	TACKLES							INTERCEPTIONS					FUMBLES			ST TACKLES			
		GP	GS	TOT	SOLO	ASST	SK	YDS	NO	YDS	LG	TD	PD	FF	FR	YDS	T	S	A	
2007	Arizona	7	0	10	10	0	0.0	0.0	0	0	0	0	1	0	0	0	9	9	0	
2008	Arizona	5	1	8	7	1	0.0	0.0	0	0	0	0	0	0	1	0	5	4	1	
2009	Arizona	16	1	40	37	3	0.0	0.0	1	17	17	0	4	0	0	0	12	12	0	
2010	Arizona	16	4	52	42	10	0.0	0.0	2	36	36	0	7	0	1	0	7	5	2	
2011	Arizona	15	1	41	36	5	0.0	0.0	0	0	0	0	2	1	0	0	10	8	2	
2012	Arizona	15	0	14	11	3	0.0	0.0	0	0	0	0	0	4	0	2	0	10	8	2
NFL Totals		74	7	165	143	22	0.0	0.0	3	53	36	0	18	0	4	0	53	46	7	

ADAMS' GAME-BY-GAME STATISTICS

2012 (W/ARIZONA)

DATE	OPP	TACKLES					YDS	QB	INTERCEPTIONS					FUMBLES			ST TACKLES		
		T	S	A	TFL	SK			NO	YDS	LG	TD	PD	FF	FR	YDS	T	S	A
Sept. 9	SEA	5	4	1	0	0.0	0.0	0	0	0	0	0	2	0	0	0	2	2	0
Sept. 16	@NE	0	0	0	0	0.0	0.0	0	0	0	0	0	0	0	0	0	0	0	0
Sept. 23	PHI	1	1	0	0	0.0	0.0	0	0	0	0	0	0	0	0	0	1	1	0
Sept. 30	MIA	0	0	0	0	0.0	0.0	0	0	0	0	0	0	0	0	0	0	0	0
Oct. 4	@STL	1	1	0	0	0.0	0.0	0	0	0	0	0	0	0	0	0	0	0	0
Oct. 14	BUF								Inactive					0	0	0	0	0	0
Oct. 21	@MIN	1	1	0	0	0.0	0.0	0	0	0	0	0	0	0	0	0	1	1	0
Oct. 29	SF	0	0	0	0	0.0	0.0	0	0	0	0	0	0	0	0	0	0	0	0
Nov. 4	@GB	1	1	0	0	0.0	0.0	0	0	0	0	0	1	0	0	0	1	1	0
Nov. 18	@ATL	0	0	0	0	0.0	0.0	0	0	0	0	0	0	0	0	0	0	0	0
Nov. 25	STL	1	0	1	0	0.0	0.0	0	0	0	0	0	1	0	0	0	1	0	1
Dec. 2	@NYJ	0	0	0	0	0.0	0.0	0	0	0	0	0	0	0	0	0	0	0	0
Dec. 9	@SEA	2	1	1	0	0.0	0.0	0	0	0	0	0	0	0	0	0	2	1	1
Dec. 16	DET	0	0	0	0	0.0	0.0	0	0	0	0	0	0	0	1	0	0	0	0
Dec. 23	CHI	0	0	0	0	0.0	0.0	0	0	0	0	0	0	0	1	0	0	0	0
Dec. 30	@SF	2	2	0	0	0.0	0.0	0	0	0	0	0	0	0	0	0	2	2	0
TOTALS		14	11	3	0	0.0	0.0	0	0	0	0	0	4	0	2	0	10	8	2

2011 (W/ARIZONA)

DATE	OPP	TACKLES					YDS	QB	INTERCEPTIONS					FUMBLES			ST TACKLES		
		T	S	A	TFL	SK			NO	YDS	LG	TD	PD	FF	FR	YDS	T	S	A
Sept. 11	CAR								Inactive					0	0	0	2	2	0
Sept. 18	@WAS	2	2	0	-	0.0	0.0	0	0	0	0	0	0	0	0	0	0	0	0
Sept. 25	@SEA	0	0	0	-	0.0	0.0	0	0	0	0	0	0	0	0	0	0	0	0
Oct. 2	NYG	3	2	1	-	0.0	0.0	0	0	0	0	0	0	0	0	0	2	1	1
Oct. 9	@MIN	1	1	0	-	0.0	0.0	0	0	0	0	0	0	0	0	0	1	1	0
Oct. 23	PIT	1	0	1	-	0.0	0.0	0	0	0	0	0	0	0	0	0	0	0	0
Oct. 30	@BAL	6	6	0	-	0.0	0.0	0	0	0	0	0	1	0	0	0	0	0	0
Nov. 6	STL	4	2	2	-	0.0	0.0	0	0	0	0	0	0	0	0	0	0	0	0
Nov. 13	@PHI	5	5	0	-	0.0	0.0	0	0	0	0	0	0	0	0	0	0	0	0
Nov. 20	@SF	4	4	0	-	0.0	0.0	0	0	0	0	0	0	0	0	0	1	1	0
Nov. 27	@STL	1	1	0	-	0.0	0.0	0	0	0	0	0	0	0	0	0	0	0	0
Dec. 4	DAL	2	2	0	-	0.0	0.0	0	0	0	0	0	0	1	0	0	1	1	0
Dec. 11	SF	1	1	0	-	0.0	0.0	0	0	0	0	0	0	0	0	0	0	0	0
Dec. 18	CLE	4	3	1	-	0.0	0.0	0	0	0	0	0	0	0	0	0	2	1	1
Dec. 24	@CIN	1	1	1	-	0.0	0.0	0	0	0	0	0	1	0	0	0	0	0	0
Jan. 1	SEA	6	6	0	-	0.0	0.0	0	0	0	0	0	0	0	0	0	1	1	0
TOTALS		41	36	5	-	0.0	0.0	0	0	0	0	0	3	1	0	0	10	8	2

2010 (W/ARIZONA)

DATE	OPP	TACKLES			TFL	SK	YDS	QBP	INTERCEPTIONS					FUMBLES			ST TACKLES		
		T	S	A					NO	YDS	LG	TD	PD	FF	FR	YDS	T	S	A
Sept. 12	@STL	2	2	0	-	0.0	0.0	0	0	0	0	0	0	0	0	0	0	0	0
Sept. 19	@ATL	0	0	0	-	0.0	0.0	0	0	0	0	0	0	0	0	0	0	0	0
Sept. 26	OAK	1	1	0	-	0.0	0.0	0	0	0	0	0	1	0	0	0	1	1	0
Oct. 3	@SD	0	0	0	-	0.0	0.0	0	0	0	0	0	0	0	0	0	0	0	0
Oct. 10	NO	6	4	2	-	0.0	0.0	0	0	0	0	0	1	0	0	0	1	0	1
Oct. 24	@SEA	1	1	0	-	0.0	0.0	0	0	0	0	0	0	0	0	0	1	1	0
Oct. 31	TB	3	3	0	-	0.0	0.0	0	0	0	0	0	0	0	0	0	1	1	0
Nov. 7	@MIN	5	4	1	-	0.0	0.0	0	0	0	0	0	1	0	1	30	0	0	0
Nov. 14	SEA	5	4	1	-	0.0	0.0	0	0	0	0	0	0	0	0	0	0	0	0
Nov. 21	@KC	4	4	0	-	0.0	0.0	0	0	0	0	0	0	0	0	0	0	0	0
Nov. 29	SF	9	6	3	-	0.0	0.0	0	1	0	0	0	1	0	0	0	0	0	0
Dec. 5	STL	7	6	1	-	0.0	0.0	0	0	0	0	0	1	0	0	0	1	1	0
Dec. 12	DEN	6	4	2	-	0.0	0.0	0	1	36	36	0	1	0	0	0	2	1	1
Dec. 19	@CAR	0	0	0	-	0.0	0.0	0	0	0	0	0	0	0	0	0	0	0	0
Dec. 25	DAL	2	2	0	-	0.0	0.0	0	0	0	0	0	0	0	0	0	0	0	0
Jan. 2	@SF	1	1	0	-	0.0	0.0	0	0	0	0	0	1	0	0	0	0	0	0
TOTALS		52	42	10	-	0.0	0.0	0	2	36	36	0	7	0	1	0	7	5	2

2009 (W/ARIZONA)

DATE	OPP	TACKLES			TFL	SK	YDS	QBP	INTERCEPTIONS					FUMBLES			ST TACKLES		
		T	S	A					NO	YDS	LG	TD	PD	FF	FR	YDS	T	S	A
Sept. 13	SF	1	1	0	-	0.0	0.0	0	0	0	0	0	0	0	0	0	1	1	0
Sept. 20	@JAC	0	0	0	-	0.0	0.0	0	0	0	0	0	0	0	0	0	0	0	0
Sept. 27	IND	0	0	0	-	0.0	0.0	0	0	0	0	0	0	0	0	0	0	0	0
Oct. 11	HOU	1	1	0	-	0.0	0.0	0	0	0	0	0	0	0	0	0	1	1	0
Oct. 18	@SEA	3	3	0	-	0.0	0.0	0	0	0	0	0	0	0	0	0	2	2	0
Oct. 25	@NYG	3	2	1	-	0.0	0.0	0	0	0	0	0	1	0	0	0	0	0	0
Nov. 1	CAR	1	1	0	-	0.0	0.0	0	0	0	0	0	0	0	0	0	1	1	0
Nov. 8	@CHI	1	1	0	-	0.0	0.0	0	0	0	0	0	0	0	0	0	1	1	0
Nov. 15	SEA	1	1	0	-	0.0	0.0	0	0	0	0	0	0	0	0	0	0	0	0
Nov. 22	@STL	10	10	0	-	0.0	0.0	0	0	0	0	0	1	0	0	0	2	2	0
Nov. 29	@TEN	4	4	0	-	0.0	0.0	0	0	0	0	0	0	0	0	0	0	0	0
Dec. 6	MIN	2	1	1	-	0.0	0.0	0	1	17	17	0	1	0	0	0	0	0	0
Dec. 14	@SF	0	0	0	-	0.0	0.0	0	0	0	0	0	0	0	0	0	0	0	0
Dec. 20	@DET	4	4	0	-	0.0	0.0	0	0	0	0	0	0	0	0	0	2	2	0
Dec. 27	STL	3	3	0	-	0.0	0.0	0	0	0	0	0	1	0	0	0	1	1	0
Jan. 3	GB	6	5	1	-	0.0	0.0	0	0	0	0	0	0	0	0	0	1	1	0
TOTALS		40	37	3	-	0.0	0.0	0	1	17	17	0	4	0	0	0	12	12	0
PLAYOFFS																			
Jan. 10	GB	3	2	1	-	0	1.0	0	0	0	0	0	0	1	0	0	1	1	0
Jan. 16	NO	1	1	0	-	0	0.0	0	0	0	0	0	0	0	0	0	0	0	0
TOTALS		4	3	1	-	0	1.0	0	0	0	0	0	0	1	0	0	1	1	0

2008 (W/ARIZONA)

DATE	OPP	TACKLES			TFL	SK	YDS	QBP	INTERCEPTIONS					FUMBLES			ST TACKLES		
		T	S	A					NO	YDS	LG	TD	PD	FF	FR	YDS	T	S	A
Sept. 7	@SF								Cardinals Practice Squad										
Sept. 14	MIA								Cardinals Practice Squad										
Sept. 21	@WAS								Cardinals Practice Squad										
Sept. 28	@NYJ								Cardinals Practice Squad										
Oct. 5	BUF								Cardinals Practice Squad										
Oct. 12	DAL								Cardinals Practice Squad										
Oct. 26	@CAR								Cardinals Practice Squad										
Nov. 2	@STL								Cardinals Practice Squad										
Nov. 10	SF								Cardinals Practice Squad										
Nov. 16	@SEA								Cardinals Practice Squad										
Nov. 23	NYG								Cardinals Practice Squad										
Nov. 27	@PHI	2	2	0	0	0.0	0.0	0	0	0	0	0	0	0	1	0	2	2	0
Dec. 7	STL	0	0	0	0	0.0	0.0	0	0	0	0	0	0	0	0	0	0	0	0
Dec. 14	MIN	0	0	0	0	0.0	0.0	0	0	0	0	0	0	0	0	0	0	0	0
Dec. 21	@NE	3	3	0	0	0.0	0.0	0	0	0	0	0	0	0	0	0	1	1	0
Dec. 28	SEA	3	2	1	0	0.0	0.0	0	0	0	0	0	0	0	0	0	2	1	1
TOTALS		8	7	1	0	0.0	0.0	0	0	0	0	0	0	0	1	0	5	4	1
PLAYOFFS																			
Jan. 3	ATL	1	1	0	-	0	0.0	0	0	0	0	0	0	0	0	0	1	1	0
Jan. 10	@CAR	1	1	0	-	0	0.0	0	0	0	0	0	0	0	0	0	1	1	0
Jan. 18	PHI	0	0	0	-	0	0.0	0	0	0	0	0	0	0	0	0	0	0	0
Feb. 1	PIT	1	1	0	-	0	0.0	0	0	0	0	0	0	0	0	0	1	1	0
TOTALS		3	3	0	-	0	0.0	0	0	0	0	0	0	0	0	0	3	3	0

2007 (W/ARIZONA)

DATE	OPP	TACKLES			TFL	SK	YDS	QBP	INTERCEPTIONS					PD	FUMBLES			ST TACKLES		
		T	S	A					NO	YDS	LG	TD	PD		FF	FR	YDS	T	S	A
Sept. 10	@SF								Cardinals	Practice Squad										
Sept. 16	SEA								Cardinals	Practice Squad										
Sept. 23	@BAL								Cardinals	Practice Squad										
Sept. 30	PIT								Cardinals	Practice Squad										
Oct. 7	@STL								Cardinals	Practice Squad										
Oct. 14	CAR								Cardinals	Practice Squad										
Oct. 21	@WAS								Cardinals	Practice Squad										
Nov. 4	@TB								Cardinals	Practice Squad										
Nov. 11	DET								Cardinals	Practice Squad										
Nov. 18	@CIN	1	1	0	0	0.0	0.0	0	0	0	0	0	0	0	0	0	0	1	1	0
Nov. 25	SF	1	1	0	0	0.0	0.0	0	0	0	0	0	0	0	0	0	0	1	1	0
Dec. 2	CLE	1	1	0	0	0.0	0.0	0	0	0	0	0	0	0	0	0	0	1	1	0
Dec. 9	@SEA	1	1	0	0	0.0	0.0	0	0	0	0	0	0	0	0	0	0	1	1	0
Dec. 16	@NO	2	2	0	0	0.0	0.0	0	0	0	0	0	0	0	0	0	0	1	1	0
Dec. 23	ATL	2	2	0	0	0.0	0.0	0	0	0	0	0	0	0	0	0	0	2	2	0
Dec. 30	STL	2	2	0	0	0.0	0.0	0	0	0	0	0	1	0	0	0	0	2	2	0
TOTALS		10	10	0	0	0.0	0.0	0	0	0	0	0	1	0	0	0	0	9	9	0

66

ROGER ALLEN

GUARD

HT: 6-3 WT: 325

DOB: 2/10/86

NFL: 4TH YEAR

ACQ: FA, 2012

COLLEGE: MISSOURI WESTERN
STATE**ACQUIRED BY BUCS:**

- × Signed by Tampa Bay on September 18, 2012 as a free agent.

ORIGINALLY ENTERED NFL:

- × Originally signed by the St. Louis Rams as a college free agent on May 1, 2009.

CAREER HIGHLIGHTS:

- × Has seen action in six games, starting one.
- × Waived by St. Louis on September 4, 2010, before being signed to the New Orleans Saints practice squad on September 6, 2010.
- × Waived by New Orleans on November 28, 2011, before being signed to the Carolina Panthers practice squad on December 2, 2011.
- × Released by Carolina on August 28, 2012, before being signed to Tampa Bay's practice squad on September 18, 2012.
- × Activated to Tampa Bay's 53-man roster on October 30, 2012.
- × Made Buccaneer debut at Carolina (11/18/12).

2012 HIGHLIGHTS:

- × Made Buccaneer debut at Carolina (11/18), while also seeing action vs. Atlanta (11/25), at Denver (12/2), and vs. Philadelphia (12/9).
- × Inactive for five games on the season.

COLLEGE/PERSONAL:

- × Started 45 of 48 games for the Missouri Western State Griffons.
- × Led FBS offensive linemen by recording a blocking consistency grade of 88.25 percent.
- × Made 107 key blocks/knockdowns, the most of any blocker in the small-college ranks.
- × All-American and All-Mid-America Intercollegiate Athletics Association first-team choice.
- × All-America first-team honors from the American Football Coaches Association and the Associated Press.
- × Majored in business management.
- × Attended Raytown (Mo.) High School.
- × All-Metro and All-Conference selection while a prep player.
- × Born Roger Allen on February 10, 1986 in Raytown, Missouri.

ALLEN'S CAREER STATISTICS

Games/Starts: STL: 2009: 2/1; NO: 2010: 0/0; NO/CAR: 2011: 0/0; TB: 2012: 4/0

Career Totals: 6/1

P=Playoffs

32

SEAN BAKER

SAFETY

HT: 6-1 WT: 209

DOB: 11/6/88

NFL: 1ST YEAR

ACQ: FA, 2012

COLLEGE: BALL STATE

**ACQUIRED BY BUCS:**

- x Signed by Tampa Bay on May 7, 2012 as a college free agent.

CAREER HIGHLIGHTS:

- x Spent five weeks on the Buccaneers practice squad with.

2012 HIGHLIGHTS:

- x On the Buccaneers' practice squad for the final five weeks of the season.
- x Played in four preseason games, recording 11 tackles and two interceptions.

COLLEGE/PERSONAL:

- x Played four years at Ball State (2008-11), starting 42 games.
- x Finished career with 338 tackles, 39 passes defended, 15.5 tackles for loss, six forced fumbles, two fumble recoveries and a school-record 18 interceptions.
- x Ranks fifth in Cardinal's history with 139 career interception return yards.
- x First player in Ball State history to return two fumbles for touchdowns in career.
- x Named first-team All-Mid-American Conference as a senior.

- x Competed in 2012 Casino Del Sol College All-Star Game.
- x Elected Ball State team captain for the 2010 and 2011 seasons.
- x Earned Ball State John Magnabosco (MVP) Award as a sophomore and junior.
- x Named second-team All-Mid-American Conference as a sophomore.
- x As a freshman, earned Mid-American Conference Freshman of the Year.
- x Named to the 2008 Sporting News Freshman All-America team.
- x Majored in general studies.
- x Attended Canfield High School (Canfield, Ohio).
- x Named to the Ohio all-state team as a junior and senior during his time at Canfield High School.
- x Has two sisters and one brother.
- x Brother, Chad, played baseball for the University of Pittsburgh.
- x Son of Kirk and Lisa Baker.
- x Born Sean Joseph Baker on November 6, 1988, in Youngstown, Ohio.

71

HOWARD BARBIERI

GUARD

HT: 6-5 WT: 300

DOB: 11/7/87

NFL: 1ST YEAR

ACQ: FA, 2013

COLLEGE: RUTGERS

**ACQUIRED BY BUCS:**

- × Signed by Tampa Bay on July 31, 2013 as a free agent.

ORIGINALLY ENTERED NFL:

- × Originally signed by the Houston Texans as a college free agent on July 28, 2011.

CAREER HIGHLIGHTS:

- × Signed by the Houston Texans as a college free agent on July 28, 2011.
- × Spent the 2011 season as a member of the Houston Texans practice squad.
- × Signed by the Baltimore Ravens on January 27, 2012.
- × Signed by Tampa Bay on July 31, 2013.

2012 HIGHLIGHTS:

- × Spent offseason with the Baltimore Ravens.

COLLEGE/PERSONAL:

- × Walked-on at Rutgers in 2006 and earned a scholarship before the 2009 season.
- × Played in all 13 games his senior season, starting 10.
- × Played at all five offensive line positions while at Rutgers.
- × Served as one of three team captains in his senior season.
- × Attended Middletown South High School (Middletown Township, New Jersey).
- × Third-Team All-Monmouth County selection in high school, where he started on the defensive line.
- × Born Howard Barbieri on November 7, 1987 in Leonardo, New Jersey.

23

MARK BARRON

SAFETY

HT: 6-2 WT: 213

DOB: 10/27/89

NFL: 2ND YEAR

ACQ: D1A, 2012

COLLEGE: ALABAMA

**ACQUIRED BY BUCS:**

- x Selected in the first round (7th overall) of the 2012 NFL Draft by the Buccaneers.

2012 HIGHLIGHTS:

- x Started all 16 games and ranked fourth on the team with 89 tackles and second with 10 passes defended.
- x Selected to the PFW/PFWA 2012 All-Rookie Team after ranking eighth in tackles and seventh in passes defended among rookies.
- x Finished tied for 10th among NFL safeties in passes defended.
- x Started NFL debut vs. Carolina (9/9), recording three tackles and two passes defended.
- x Started at the New York Giants (9/16), recording 10 tackles and two passes defended.
- x Started at Dallas (9/23), notching six tackles and one pass defended.
- x Notched eight tackles and his first career forced fumble vs. Washington (9/30).
- x Led team with eight tackles and recorded first career interception vs. Kansas City (10/14).
- x Recorded seven tackles and one pass defended vs. New Orleans (10/21).
- x Posted six tackles and one pass defended in win vs. San Diego (11/11).
- x Led team and tied a career high with 10 tackles and a pass defended at New Orleans (12/16).
- x Registered eight tackles, including one for loss, vs. St. Louis (12/23).

COLLEGE/PERSONAL:

- x 13th player from the University of Alabama to be selected by the Buccaneers, the most of any school in team history.
- x One of four Alabama players to be selected in the first round of this year's Draft, tying a school record set in 2011.

- x Second safety in Alabama football history to be selected in the first round, joining George Teague (29th overall in 1993).
- x Two-time team captain that started 39-of-53 games played (2008-11), including every game he played in his sophomore, junior and senior seasons.
- x Recorded 237 career tackles to go with 12 interceptions, 22 passes defended, 13 tackles for loss, 5.0 sacks, seven quarterback pressures, one forced fumble and one fumble recovery.
- x 12 interceptions rank tied for the eighth-most in school history.
- x Two-time first-team All-American.
- x Three-time All-SEC Selection.
- x As a senior, started all 13 games at safety, ranking second on the team with 68 tackles to go with two interceptions, one sack, five tackles for loss and one fumble recovery.
- x Led defense that finished ranked first nationally in total defense (183.6 ypg), scoring defense (8.2 ppg), rushing defense (72.2 ypg), pass efficiency defense (83.7) and pass defense (111.5), just the second defense (1986 Oklahoma) to ever accomplish that feat.
- x Named Alabama Defensive Player of the Week seven times by coaches.
- x Unanimous first-team All-American (AFCA, Associated Press, FWAA, Walter Camp, Sporting News, ESPN.com, SI.com, Rivals.com and Pro Football Weekly).
- x Finalist for both the Jim Thorpe Award (Top Defensive Back) and Chuck Bednarik Award (Top Defensive Player).
- x Started all 12 games he played at safety as a junior, leading the team with 75 tackles, including 54 solo.
- x Semifinalist for the Thorpe Award and a quarterfinalist for the Lott Trophy (Defensive IMPACT Player of the Year).
- x First-team FWAA All-American.

- ✕ First-team All-SEC selection by league coaches and the Associated Press.
- ✕ Six-time Alabama Defensive Player of the Week by coaching staff.
- ✕ As a sophomore started all 14 games of the season at safety, ranking eighth nationally and first in the SEC with seven interceptions and second on the team with 76 tackles.
- ✕ Seven interceptions tied for fourth-most in single season in team history.
- ✕ Led the SEC – along with teammate Marquis Johnson – and ranked sixth nationally in passes defended with 18.
- ✕ First-team All-SEC selection and a third-team All-American by the Associated Press.
- ✕ Majored in consumer affairs.
- ✕ Attended St. Paul's Episcopal High School (Mobile, Alabama).
- ✕ SuperPrep and Scout.com regarded him as the eighth-best player in the state of

Alabama, as he earned a five-star prospect ranking and was named first-team All-American by Scout.com during his senior campaign.

- ✕ During his senior season, he rushed for 1,094 yards on 122 carries with 15 touchdowns, and closed out his career when he was named the MVP of the 2007 Class 5A state championship game.
- ✕ Had 785 yards rushing as a junior on 78 carries and added 368 receiving yards on 23 catches, scoring a total of 12 touchdowns.
- ✕ In addition to playing football, Barron also competed in track and field, where he won multiple Class 5A individual state titles in events ranging from shot put to long jump during the 2008 season.
- ✕ Son of Mark Sellers and Michelle Barron.
- ✕ Born Mark Barron on October 27, 1989, in Mobile, Alabama

BARRON'S CAREER STATISTICS

YEAR	TEAM	GP	GS	TACKLES				YDS	INTERCEPTIONS				FUMBLES				ST TACKLES		
				TOT	SOLO	ASST	SK		NO	YDS	LG	TD	PD	FF	FR	YDS	T	S	A
2012	Tampa Bay	16	16	89	72	17	0.0	0.0	1	12	12	0	10	1	0	0	0	0	0
NFL Totals		16	16	89	72	17	0.0	0.0	1	12	12	0	10	1	0	0	0	0	0

BARRON'S GAME-BY-GAME STATISTICS

2012

DATE	OPP	TACKLES				TFL	SK	YDS	QH	NO	INTERCEPTIONS				FUMBLES			TACKLES		
		T	S	A							YDS	LG	TD	PD	FF	FR	YDS	T	S	A
Sept. 9	CAR	3	3	0	0	0.0	0.0	0	0	0	0	0	2	0	0	0	0	0	0	0
Sept. 16	@NYG	10	6	4	0	0.0	0.0	0	0	0	0	0	2	0	0	0	0	0	0	0
Sept. 23	@DAL	6	6	0	0	0.0	0.0	0	0	0	0	0	1	0	0	0	0	0	0	0
Sept. 30	WAS	8	7	1	0	0.0	0.0	0	0	0	0	0	0	1	0	0	0	0	0	0
Oct. 14	KC	8	6	2	2	0.0	0.0	0	1	12	12	0	1	0	0	0	0	0	0	0
Oct. 21	NO	7	6	1	0	0.0	0.0	0	0	0	0	0	1	0	0	0	0	0	0	0
Oct. 25	@MIN	2	1	1	0	0.0	0.0	0	0	0	0	0	0	0	0	0	0	0	0	0
Nov. 4	@OAK	4	2	2	0	0.0	0.0	0	0	0	0	0	0	0	0	0	0	0	0	0
Nov. 11	SD	6	6	0	0	0.0	0.0	0	0	0	0	0	1	0	0	0	0	0	0	0
Nov. 18	@CAR	3	3	0	1	0.0	0.0	0	0	0	0	0	0	0	0	0	0	0	0	0
Nov. 25	ATL	5	4	1	0	0.0	0.0	0	0	0	0	0	0	0	0	0	0	0	0	0
Dec. 2	@DEN	4	3	1	0	0.0	0.0	0	0	0	0	0	0	0	0	0	0	0	0	0
Dec. 9	PHI	3	2	1	0	0.0	0.0	0	0	0	0	0	0	0	0	0	0	0	0	0
Dec. 16	@NO	10	8	2	0	0.0	0.0	0	0	0	0	0	1	0	0	0	0	0	0	0
Dec. 23	STL	8	7	1	1	0.0	0.0	0	0	0	0	0	0	0	0	0	0	0	0	0
Dec. 30	@ATL	2	2	0	0	0.0	0.0	0	0	0	0	0	1	0	0	0	0	0	0	0
TOTALS		89	72	17	4	0.0	0.0	0	1	12	12	0	10	1	0	0	0	0	0	0

10

CONNOR BARTH**KICKER****HT: 5-11 WT: 200****DOB: 4/11/86****NFL: 6TH YEAR****ACQ: FA, 2009****COLLEGE: NORTH CAROLINA****ACQUIRED BY BUCS:**

- x Signed by Tampa Bay as a free agent on November 3, 2009.

ORIGINALLY ENTERED NFL:

- x Originally entered the NFL as a college free agent with the Kansas City Chiefs on August 30, 2008.

CAREER HIGHLIGHTS:

- x Most accurate kicker in Buccaneers history, converting 84.3 percent of his field goal attempts (91-of-108) with the club.
- x His 91 field goals, 110 PATs, and 383 points all rank fifth in franchise history.
- x Set franchise record with a 92.9 field goal percentage (26-28) in 2011, shattering Steve Christie's 85.2 percent (23-27) in 1990. Barth's field goal percentage was second in the NFL, while his 88.2 rate from 40+ yards was tied for the league lead.
- x Holds franchise record for consecutive field goals made with 25.
- x His six field goals of 50 or more yards in 2012 is a franchise single-season record.
- x His 33 field goals of 40+ yards over the last two seasons lead the NFL, five more than any other kicker.
- x Made at least two field goals of 50 yards or more in the same game three times.
- x Owns four of the eight longest field goals in Buccaneers history.
- x In 2010, converted 82.1 percent of his field goal attempts, the eighth best single-season performance in team history and registered 105 points, the sixth-best point total by a kicker in team history.
- x Kicked first career game-winning field goal at New Orleans (12/27/09), connecting from 47 yards in overtime.
- x Became the first kicker in Buccaneers history and just fourth in NFL history to make three field goals of 50 yards or more in one game at Miami (11/15/09).

- x Went 4-for-4 on field goal attempts, converting from 50, 47, 46 and 44 yards, in the first half vs. Carolina (12/4/11). Became just the third NFL player in history to record four-plus field goals of 40 or more yards in one half.
- x Recorded career-high 14 points (4FGs, 2PATs) in 26-20 win vs. New Orleans (10/16/11).
- x Kicked second career game-winner at Cincinnati (10/10/10), connecting from 31 yards with one second remaining in the game.
- x Had a season-long 53-yard field goal vs. St. Louis (10/24/10), while going 4-of-4 on field goal attempts against the Rams, setting a new career-high for FGs made and tying his career high for attempts.
- x Connected on nine straight field goals to begin pro career.
- x Saw first NFL action with the Chiefs at N.Y. Jets (10/26/08), connecting on a 30-yard field goal and going three-for-three on extra points.
- x Owns three career special teams tackles.

2012 HIGHLIGHTS:

- x Finished 11th in the NFL with a career-high 123 points.
- x Tied for NFL lead with 16 field goals of 40 or more yards (18) and fourth with field goals of 50 or more yards (6).
- x Set single-season franchise record with six field goals of 50 or more yards.
- x Converted all three field goal attempts in 16-10 victory vs. Carolina (9/9) to set the franchise record with 18 consecutive field goals.
- x Connected on both field goal attempts (45, 52) at New York Giants (9/16).
- x Was three-for-three on field goal attempts (50, 57, 47) vs. Washington (9/30). The 57-yarder was his career long and the second-longest in Buccaneers history. It

marked the second time in his career he connected on two 50+ yard field goals in the same game.

- x Missed 55-yard field goal off left upright against Kansas City (10/14). It was his first miss since 10/16/11, and ended a streak of 25 consecutive makes, which is a franchise record and was the longest active streak in NFL.
- x Converted all three field goal attempts and all three PATs for a season-high 12 points at Minnesota (10/26).
- x Had career-high six PATs in win at Oakland (11/4).
- x Connected on both field goal attempts (40, 45) in win vs. San Diego (11/11).
- x Made both field goal attempts (51, 40) in win at Carolina (11/18).
- x Connected on all three field goal attempts at Denver (12/2), including two of 50 or more yards (50, 55). It marked the third time in his career Barth made at least two field goals of 50 or more yards in the same game.
- x Good on both field goal attempts (49, 29) vs. St. Louis (12/23).
- x Converted all three field goal attempts (48, 22, 42) in win at Atlanta (12/30).

COLLEGE/PERSONAL:

- x Saw action in 47 games at North Carolina (2004-07) where he converted a school-record 54-of-71 field goals (76.1%) and 103-of-109 PATs for 265 points.
- x Connected on a school-record 19 consecutive field goals.
- x Earned First-Team All-ACC honors as a senior, hitting 19-of-22 field goals and a team-high 78 points.
- x Named Second-Team Freshman All-American and earned honorable mention All-ACC honors.
- x Majored in communications.
- x Sponsors the "Barth Vaders" Front Row Fans section to provide a special gameday experience at Raymond James Stadium for local charities.
- x Along with Andrew Economos and Michael Koenen, hosted the inaugural "Special Teams Santas" outreach initiative, shopping for and then donating more than

\$6,000 in holiday gifts for the All Children's Hospital "Wonderland" toy drive.

- x In October 2012, served dinner to breast cancer patients and families staying at the American Cancer Society's Hope Lodge in Tampa, where Barth also helped present a \$5,000 donation in honor of Breast Cancer Awareness Month.
- x Helped present a \$100,000 grant in September 2012 to build Tampa Bay Buccaneers Field in Clearwater's North Greenwood community, where Barth and teammates also led local youths through football drills.
- x In June 2012, visited the Highland Pines Cougars youth football program to lead children through football drills and help present thousands of dollars in new sporting equipment that vandals had stolen from the league.
- x Along with Andrew Economos and Michael Koenen, hosted the inaugural "Special Teams Santas" outreach initiative, shopping for and then donating more than \$6,000 in holiday gifts for the All Children's Hospital "Wonderland" toy drive.
- x Visited Oakhurst Elementary School, the Buccaneers' 2011 Play 60 Super School, to present a \$10,000 Play 60 grant, speak on the importance of healthy nutrition, and participate in football drills with students in December 2011.
- x Hosted the team's "Kicking for Kids" event in February 2011 along with Raymond James Financial and presented \$23,000 to local hospitals for his efforts on the field.
- x Helped surprise 30 families with tickets, gift cards, a shopping spree and more for the fourth and fifth annual Day of Giving events in December 2010 and 2011.
- x Spoke to over 100 youth football players from the Junior Buccaneers football program about the importance of schoolwork, making smart decisions and living a healthy lifestyle in September 2010.
- x Attended the Buccaneers Student Advisory Board culmination event in May 2010 to thank the students for their service.
- x Born Connor Thomas Barth on April 11, 1986, in Arlington, Virginia.

BARTH'S CAREER STATISTICS

YEAR	TEAM	GP	FG	FGA	SCORING		LG	BLK	XP	XPA	PCT	BLK	POINTS
					PCT								
2008	Kansas City	10	10	12	83.3		45	0	24	24	100.0	0	54
2009	Tampa Bay	9	14	19	73.7		54	0	12	12	100.0	0	54
2010	Tampa Bay	16	23	28	82.1		53	2	36	36	100.0	0	105
2011	Tampa Bay	16	25	28	92.9		55	0	23	23	100.0	0	101
2012	Tampa Bay	15	28	33	84.8		57	1	39	39	100.0	0	123
NFL Totals		66	101	120	84.2		57	3	134	134	100.0	0	437

YEAR	TEAM	FIELD GOALS									
		1-19	PCT	20-29	PCT	30-39	PCT	40-49	PCT	50+	PCT
2008	Kansas City	0/0	-	6/6	100.0	3/4	75.0	1/1	100.0	0/1	0.0
2009	Tampa Bay	0/0	-	2/2	100.0	4/6	66.7	5/7	71.4	3/4	75.0
2010	Tampa Bay	0/0	-	6/6	100.0	10/10	100.0	6/10	60.0	1/2	50.0
2011	Tampa Bay	0/0	-	5/5	100.0	6/6	100.0	13/14	92.9	2/3	66.7
2012	Tampa Bay	0/0	-	7/7	100.0	3/4	75.0	12/13	92.3	6/9	66.7
NFL Totals		0/0	-	26/26	100.0	26/30	86.7	37/45	82.2	12/19	63.2

SINGLE-GAME HIGHS

FGs Made: 4, three times, last vs. Carolina, 12/4/11

FGs Attempted: 5, vs. New Orleans, 10/16/11

Points: 14, vs. New Orleans, 10/16/11

Long Field Goal: 57, vs. Washington, 9/30/12

PATs Made: 6, at Oakland, 11/4/12

ADDITIONAL STATS

Special Teams Tackles: 3 – 3 in 2008

Punts: One for 46 yards in 2009; one for 33 yards in 2010.

BARTH'S GAME-BY-GAME STATISTICS

2012

DATE	OPP	FG	FGA	PCT	SCORING		XP	XPA	PCT	BLK	POINTS
					LG	BLK					
Sept. 9	CAR	3	3	100.0	40	0	1	1	100.0	0	10
Sept. 16	@NYG	2	2	100.0	52	0	4	4	100.0	0	10
Sept. 23	@DAL	1	1	100.0	28	0	1	1	100.0	0	4
Sept. 30	WAS	3	3	100.0	57	0	1	1	100.0	0	10
Oct. 14	KC	1	2	50.0	27	0	5	5	100.0	0	8
Oct. 21	NO	0	1	0.0	-	0	4	4	100.0	0	4
Oct. 25	@MIN	3	3	100.0	40	0	3	3	100.0	0	12
Nov. 4	@OAK	0	2	0.0	-	1	6	6	100.0	0	6
Nov. 11	SD	2	2	100.0	45	0	4	4	100.0	0	10
Nov. 18	@CAR	2	2	100.0	51	0	1	1	100.0	0	7
Nov. 25	ATL	3	4	75.0	48	0	2	2	100.0	0	11
Dec. 2	@DEN	3	3	100.0	55	0	2	2	100.0	0	11
Dec. 9	PHI	0	0	-	-	0	3	3	100.0	0	3
Dec. 16	NO					Did Not Play					
Dec. 23	STL	2	2	100.0	49	0	1	1	100.0	0	7
Dec. 30	@ATL	3	3	100.0	48	0	1	1	100.0	0	10
TOTALS		10	12	83.3	45		22	22	100.0	0	123

2011

DATE	OPP	FG	FGA	PCT	SCORING		XP	XPA	PCT	BLK	POINTS
					LG	BLK					
Sept. 11	DET	2	2	100.0	38	0	2	2	100.0	0	8
Sept. 18	@MIN	1	1	100.0	36	0	3	3	100.0	0	6
Sept. 25	ATL	3	3	100.0	49	0	1	1	100.0	0	10
Oct. 3	IND	1	2	50.0	46	0	3	3	100.0	0	6
Oct. 9	@SF	1	1	100.0	24	0	0	0	0.0	0	3
Oct. 16	NO	4	5	80.0	48	0	2	2	100.0	0	14
Oct. 23	CHI	1	1	100.0	33	0	1	1	100.0	0	4
Nov. 6	@NO	3	3	100.0	48	0	1	1	100.0	0	10
Nov. 13	HOU	1	1	100.0	55	0	0	0	0.0	0	3
Nov. 20	@GB	2	2	100.0	32	0	2	2	100.0	0	8
Nov. 27	@TEN	1	1	100.0	43	0	2	2	100.0	0	5
Dec. 4	CAR	4	4	100.0	50	0	1	1	100.0	0	13
Dec. 11	@JAC	0	0	0.0	0	0	2	2	100.0	0	2
Dec. 17	DAL	0	0	0.0	0	0	1	1	100.0	0	1
Dec. 24	@CAR	1	1	100.0	42	0	1	1	100.0	0	4
Jan. 1	@ATL	1	1	100.0	41	0	1	1	100.0	0	4
TOTALS		26	28	92.9	55	0	23	23	100.0	0	101

2010

DATE	OPP	FG	FGA	PCT	SCORING		XP	XPA	PCT	BLK	POINTS
					LG	BLK					
Sept. 12	CLE	1	1	100.0	49	0	2	2	100.0	0	5
Sept. 19	@CAR	2	2	100.0	33	0	2	2	100.0	0	8
Sept. 26	PIT	2	2	100.0	40	0	1	1	100.0	0	7
Oct. 10	@CIN	1	1	100.0	31	0	3	3	100.0	0	6
Oct. 17	NO	0	2	0.0	-	0	0	0	-	0	0
Oct. 24	STL	4	4	100.0	53	0	0	0	-	0	12
Oct. 31	@ARI	1	2	50.0	21	1	5	5	100.0	0	8
Nov. 7	@ATL	0	0	-	-	-	3	3	100.0	0	3
Nov. 14	CAR	1	1	100.0	32	0	4	4	100.0	0	7
Nov. 21	@SF	0	1	0.0	-	0	3	3	100.0	0	3
Nov. 28	@BAL	1	1	100.0	22	0	1	1	100.0	0	4
Dec. 5	ATL	1	1	100.0	33	0	3	3	100.0	0	6
Dec. 12	@WAS	3	3	100.0	44	0	0	0	-	0	9
Dec. 19	DET	2	2	100.0	30	0	2	2	100.0	0	8
Dec. 26	SEA	1	2	50.0	46	1	5	5	100.0	0	8
Jan. 2	@NO	3	3	100.0	48	0	2	2	100.0	0	11
TOTALS		23	28	82.1	53	2	36	36	100.0	0	105

2009

DATE	OPP	FG	FGA	PCT	LG	BLK	XP	XPA	PCT	BLK	POINTS
Sept. 13	DAL					Not on Roster					
Sept. 20	@BUF					Not on Roster					
Sept. 27	@NYG					Not on Roster					
Oct. 4	@WAS					Not on Roster					
Oct. 11	@PHI					Not on Roster					
Oct. 18	CAR					Not on Roster					
Oct. 25	NE					Not on Roster					
Nov. 8	GB	1	2	50.0	38	0	3	3	100.0	0	4
Nov. 15	@MIA	3	3	100.0	54	0	2	2	100.0	0	11
Nov. 22	NE	0	0	-	-	0	1	1	100.0	0	1
Nov. 29	@ATL	1	2	50.0	39	0	2	2	100.0	0	5
Dec. 6	@CAR	2	4	50.0	46	0	2	2	100.0	0	8
Dec. 13	NYJ	1	1	100.0	43	0	0	0	-	0	3
Dec. 20	@SEA	3	4	75.0	45	0	1	1	100.0	0	10
Dec. 27	@NO	2	2	100.0	47	0	2	2	100.0	0	8
Jan. 3	ATL	1	1	100.0	48	0	1	1	100.0	0	4
TOTALS		14	19	73.6	54		14	14	100.0	0	54

2008 (W/KANSAS CITY)

SCORING

DATE	OPP	FG	FGA	PCT	LG	BLK	XP	XPA	PCT	BLK	POINTS
Sept. 7	@NE						Not on Roster				
Sept. 14	OAK						Not on Roster				
Sept. 21	@ATL						Not on Roster				
Sept. 28	DEN						Not on Roster				
Oct. 5	@CAR						Not on Roster				
Oct. 19	TEN						Not on Roster				
Oct. 26	@NYJ	1	1	100.0	30	-	3	3	100.0	0	6
Nov. 2	TB	2	2	100.0	39		3	3	100.0	0	9
Nov. 9	@SD	0	0	-	-	-	1	1	100.0		1
Nov. 16	NO	2	2	100.0	21		2	2	100.0		8
Nov. 23	BUF	1	1	100.0	45		2	2	100.0		5
Nov. 30	@OAK	2	2	100.0	38		2	2	100.0		8
Dec. 7	@DEN	1	1	100.0	26		2	2	100.0		5
Dec. 14	SD	0	2	0	-		3	3	100.0		3
Dec. 21	MIA	1	1	100.0	27		4	4	100.0		7
Dec. 28	@CIN	0	0	-	-	-	0	0	-	-	-
TOTALS		10	12	83.3	45		22	22	100.0	0	52

43

AHMAD BLACK**SAFETY****HT: 5-9 WT: 184****DOB: 12/12/89****NFL: 2ND YEAR****ACQ: D5, 2011****COLLEGE: FLORIDA****ACQUIRED BY BUCS:**

- x Selected in the fifth round (151st overall) of the 2011 NFL Draft by the Buccaneers.

CAREER HIGHLIGHTS:

- x Made NFL debut at Jacksonville (12/11/11).
- x Made first career start and recorded first career interception vs. Carolina (9/9/12).

2012 HIGHLIGHTS:

- x Started season opener vs. Carolina (9/9) and recorded first interception of his career.
- x Played in reserve role at the New York Giants (9/16) and recorded one tackle.
- x Recorded two tackles vs. Washington (9/30).
- x Notched two tackles at Minnesota (10/26).
- x Posted a career-high five tackles, first career forced fumble, one interception, and one pass defended in win at Oakland (11/4). Also recovered an Oakland onside kick.
- x Recorded three tackles in win vs. San Diego (11/11).
- x Registered four tackles in win at Carolina (11/18).
- x Posted career-high six tackles and one pass defended at Denver (12/2).
- x Tied career high with six tackles vs. Philadelphia (12/9).
- x Registered one tackle on defense and one on special teams vs. St. Louis (12/23).
- x Notched one tackle and one pass defended in win at Atlanta (12/30).

COLLEGE/PERSONAL:

- x The 10th overall safety selected in the 2011 NFL Draft and one of four players drafted from the University of Florida.
- x Appeared in 48 games with 39 starts during his four-year career at Florida (2007-10).
- x After converting from cornerback to safety following his freshman season, started

39-of-41 games when he lined up at the strong safety position.

- x Along with 244 total tackles, recorded 13 interceptions, 15 passes defended and two sacks over his career.
- x Led the team in tackles in 2010 with 108, and was tied for first in the country among active players in interceptions returned for touchdowns with three.
- x Named 2011 Outback Bowl Most Valuable Player following Florida's victory over Penn State after recording six tackles and a career-high two interceptions, one of which he returned 80 yards for a touchdown.
- x Selected to the 2011 Under Armour Senior Bowl.
- x In 2010 was named first-team All-American by Rivals.com, AP second-team All-American, Sports Illustrated honorable mention All-American, first-team All-SEC and the SEC Football Community Service Team.
- x Tallied a career-high 16 tackles against South Carolina in 2010 and tied a career-high with two interceptions against Penn State in the Outback Bowl.
- x As a junior, earned fourth-team All-SEC honors from Phil Steele and AP honorable mention All-SEC, after ranking second on the team with 70 tackles.
- x Started every game at strong safety for Florida in 2008, while tallying 59 tackles and tying for the NCAA lead in interceptions with seven.
- x Recorded his seventh interception of the season in the 2009 BCS National Championship Game against Oklahoma.
- x Named to the 2008 second-team All-SEC by the coaches and honorable mention All-SEC by the Associated Press.
- x Majored in recreation programming.
- x Attended Lakeland Senior High School (Lakeland, Florida) where he was ranked

as the 18th best cornerback in the country by Rivals.com.

- x In his three final seasons at Lakeland, recorded 20 interceptions and 228 tackles.
- x Named two-time All-State cornerback.
- x Helped lead team to 45 consecutive victories and three straight Class 5A state championships.
- x Lakeland was awarded the USA Today national championship in his junior and senior seasons.
- x Lettered in basketball, finishing second on the team in scoring.

x Aunt was a cheerleader for the Tampa Bay Buccaneers.

- x Joined Buccaneers teammates and more than 100 UnitedHealthcare employees to pack food boxes at Feeding America Tampa Bay in September 2011 and December 2012
- x Visited patients at All Children's Hospital and sang Christmas carols to residents of Westminster Palms Retirement Home in December 2011.
- x Son of Bruce and Michelle Black.
- x Born Ahmad Black on December 12, 1989 in Lakeland, Florida.

BLACK'S CAREER STATISTICS

YEAR	TEAM	GP	GS	TACKLES				SK	YDS	INTERCEPTIONS					FUMBLES			ST TACKLES		
				TOT	SOLO	ASST				NO	YDS	LG	TD	PD	FF	FR	YDS	T	S	A
2011	Tampa Bay	4	0	5	4	1	0.0	0.0	0.0	0	0	0	0	0	0	0	0	0	0	0
2012	Tampa Bay	16	1	32	26	6	0.0	0.0	0.0	2	34	34	0	5	1	0	0	4	4	0
NFL Totals		4	0	5	4	1	0.0	0.0	0.0	0	0	0	0	0	0	0	0	0	0	0

SINGLE-GAME HIGHS

Tackles: 6, two times, last vs. Philadelphia, 12/9/12
Passes Defended: 1, five times, last at Atlanta, 12/30/12
Interceptions: 1, twice, last at Oakland, 14/4/12

BLACK'S GAME-BY-GAME STATISTICS

2012

DATE	OPP	TACKLES				TFL	SK	YDS	QH	INTERCEPTIONS					FUMBLES			ST TACKLES		
		T	S	A						NO	YDS	LG	TD	PD	FF	FR	YDS	T	S	A
Sept. 9	CAR	0	0	0	0	0.0	0.0	0.0	0	1	0	0	0	1	0	0	0	0	0	0
Sept. 16	@NYG	1	1	0	0	0.0	0.0	0.0	0	0	0	0	0	0	0	0	0	0	0	0
Sept. 23	@DAL	0	0	0	0	0.0	0.0	0.0	0	0	0	0	0	0	0	0	0	0	0	0
Sept. 30	WAS	2	1	1	0	0.0	0.0	0.0	0	0	0	0	0	0	0	0	0	0	0	0
Oct. 14	KC	0	0	0	0	0.0	0.0	0.0	0	0	0	0	0	0	0	0	0	0	0	0
Oct. 21	NO	0	0	0	0	0.0	0.0	0.0	0	0	0	0	0	0	0	0	0	0	0	0
Oct. 25	@MIN	2	2	0	0	0.0	0.0	0.0	0	0	0	0	0	0	0	0	0	0	0	0
Nov. 4	@OAK	5	4	1	0	0.0	0.0	0.0	1	34	34	0	1	1	1	0	0	0	0	0
Nov. 11	SD	3	2	1	0	0.0	0.0	0.0	0	0	0	0	0	0	0	0	0	0	0	0
Nov. 18	@CAR	4	3	1	0	0.0	0.0	0.0	0	0	0	0	0	0	0	0	0	0	0	0
Nov. 25	ATL	1	1	0	0	0.0	0.0	0.0	0	0	0	0	0	0	0	0	0	0	0	0
Dec. 2	@DEN	6	6	0	0	0.0	0.0	0.0	0	0	0	0	0	1	0	0	0	1	1	0
Dec. 9	PHI	6	6	0	0	0.0	0.0	0.0	0	0	0	0	0	0	0	0	0	1	1	0
Dec. 16	@NO	0	0	0	0	0.0	0.0	0.0	1	0	0	0	0	1	0	0	0	1	1	0
Dec. 23	STL	1	0	1	0	0.0	0.0	0.0	0	0	0	0	0	0	0	0	0	1	1	0
Dec. 30	@ATL	1	0	1	0	0.0	0.0	0.0	0	0	0	0	0	1	0	0	0	0	0	0
TOTALS		32	26	6	0	0.0	0.0	0.0	1	2	34	34	0	5	1	0	0	4	4	0

2011

DATE	OPP	TACKLES			TFL	SK	YDS	QBP	INTERCEPTIONS					PD	FUMBLES			ST TACKLES		
		T	S	A					NO	YDS	LG	TD	PD		FF	FR	YDS	T	S	A
Sept. 11	DET								Buccaneers Practice Squad											
Sept. 18	@MIN								Buccaneers Practice Squad											
Sept. 25	ATL								Buccaneers Practice Squad											
Oct. 3	IND								Buccaneers Practice Squad											
Oct. 9	@SF								Buccaneers Practice Squad											
Oct. 16	NO								Buccaneers Practice Squad											
Oct. 23	CHI								Buccaneers Practice Squad											
Nov. 6	@NO								Buccaneers Practice Squad											
Nov. 13	HOU								Buccaneers Practice Squad											
Nov. 20	@GB								Buccaneers Practice Squad											
Nov. 27	@TEN								Buccaneers Practice Squad											
Dec. 4	CAR								Buccaneers Practice Squad											
Dec. 11	@JAC	0	0	0	0	0.0	0.0	0	0	0	0	0	0	0	0	0	0	0	0	0
Dec. 17	DAL	0	0	0	0	0.0	0.0	0	0	0	0	0	0	0	0	0	0	0	0	0
Dec. 24	@CAR	2	2	0	0	0.0	0.0	0	0	0	0	0	0	0	0	0	0	0	0	0
Jan. 1	@ATL	3	2	1	0	0.0	0.0	0	0	0	0	0	0	0	0	0	0	0	0	0
TOTALS		5	4	1	0	0.0	0.0	0	0	0	0	0	0	0	0	0	0	0	0	0

91

DA'QUAN BOWERS

DEFENSIVE END
HT: 6-4 WT: 288
DOB: 2/23/90
NFL: 3RD YEAR
ACQ: D2, 2011
COLLEGE: CLEMSON

**ACQUIRED BY BUCS:**

- x Selected in the second round (51st overall) of the 2011 NFL Draft by the Buccaneers.

CAREER HIGHLIGHTS:

- x Recorded first NFL sack when he brought down Cam Newton vs. Carolina (12/4/11).
- x Made first career start at Tennessee (11/27/11).
- x Recorded first career takeaway with fumble recovery vs. New Orleans (10/16/11).
- x Made NFL debut vs. Detroit (9/11/11).

2012 HIGHLIGHTS:

- x Began season on Reserve/Physically Unable to Perform list.
- x Activated to 53-man roster on October 25. Made season debut in a reserve role that night.
- x Recorded two tackles, both for loss, and first sack of the season in win at Oakland (11/4).
- x Notched two tackles, including one for loss, and a sack at Carolina (11/18).
- x Posted three tackles, including one for loss, and a pass defended at Denver (12/2).
- x Recorded sack of Drew Brees at New Orleans (12/16).
- x Registered three tackles in win at Atlanta (12/30).

COLLEGE/PERSONAL:

- x One of only four unanimous All-American first-team selections in Clemson history.
- x First Tiger to garner the Nagurski and Hendricks trophies and was a finalist for the Bednarik (Top Defensive Player) and Lombardi Awards (Top Lineman), and was one of just two defensive players on the Walter Camp National Player of the Year Award Watch List.

- x Also honored as the ACC Defensive Player of the Year and selected as All-ACC first-team choice in his final season.
- x Started 30-of-38 games at defensive end for Clemson (2008-10), recording 150 tackles with 19.5 sacks, 46 tackles for loss and 26 quarterback pressures.
- x Deflected four passes and intercepted another while forcing one fumble and recovering two others.
- x Shattered Gaines Adams' Clemson single-season sack record (9.5 in 2005) with 15.5 sacks in 2010.
- x His 15.5 sacks in 2010 also led the nation and ranked sixth on the Atlantic Coast Conference's single-season record list.
- x Established a school record by recording at least one sack in nine consecutive games in 2010.
- x Named Clemson's Overall Team MVP as well as the Tigers' Defensive MVP in 2010.
- x As a junior, started all 13 games and ranked third on the team with 67 tackles while leading the Tigers with 15.5 sacks, 26 TFL and 10 quarterback pressures.
- x Started 11-of-12 games he played in as a sophomore, ranking eighth on the team with 46 tackles.
- x Placed second among Clemson defenders with three sacks and 11 tackles for loss while adding seven quarterback pressures as a sophomore.
- x Started six-of-13 games as a freshman and ranked ninth on the team with 36 tackles.
- x Freshman third-team All-American choice by Phil Steele and honorable mention selection by CollegeFootballNews.com in 2008.
- x Ranked third on the team with nine tackles for loss, including one sack as a freshman.
- x Led the team with nine quarterback pressures and also recovered one fumble and deflected two passes.

- x Majored in community recreation, sport & camp management.
- x Rated the No. 1 prospect in the nation by ESPN.com and No. 2 prospect in the nation by Scout.com and Rivals.com.
- x First-team All-American by Scout.com.
- x Played in the ESPN/Under Armour All-American game and was named the defensive MVP.
- x First-team All-American by EA Sports.
- x South Carolina Gatorade Player-of-the-Year as a senior.
- x Two-time AP All-State pick.
- x Had 267 tackles, 90 tackles for loss and 37 sacks in his prep career.
- x Had 97 tackles, 33 tackles for loss, 14 sacks, and three recovered fumbles as a senior.
- x Recorded over 1,200 rushing yards as a senior and 840 as a junior.
- x Spent most of his free time on weekends in the offseason playing guitar in his late father's gospel band, the "Legendary Singing Stars."
- x Along with the defensive line, purchased toys and hosted a surprise shopping spree for underprivileged families in the inaugu-

ral "D-Line Does Christmas" event in December 2012.

- x Carved pumpkins with youth in the foster care system at The Children's Home in October 2012.
- x Signed autographs and interacted with fans during the team's annual Kickoff Party, presented by Miller Lite, in September 2011.
- x Helped teach football drills and spoke on the importance of living a healthy lifestyle to South London school students in October 2011.
- x Greeted fans at the International Series Fan Rally event at Trafalgar Square, London in October 2011.
- x Presented honorary jerseys to local students selected for the 2012 Under Armour All-America High School Game in November 2011.
- x Visited patients at All Children's Hospital and sang Christmas carols to residents of Westminster Palms Retirement Home in December 2011.
- x Born Da'Quan Bowers on February 23, 1990, in Bamberg, South Carolina.

BOWERS' CAREER STATISTICS

YEAR	TEAM	GP	GS	TACKLES				SK	YDS	INTERCEPTIONS					FUMBLES			ST TACKLES		
				TOT	SOLO	ASST				NO	YDS	LG	TD	PD	FF	FR	YDS	T	S	A
2011	Tampa Bay	16	6	30	19	11	1.5	7.5	0	0	0	0	0	5	0	1	0	0	0	0
2011	Tampa Bay	10	0	12	9	3	3.0	28.0	0	0	0	0	1	0	0	0	0	0	0	0
NFL Totals		26	6	42	28	14	4.5	35.5	0	0	0	0	6	0	1	0	0	0	0	0

BOWERS' GAME-BY-GAME STATISTICS

OWNERSHIP

PLAYERS

2012 REVIEW

HISTORY

RECORDS

SIDELINES


2012

DATE	OPP	TACKLES			TFL	SK	YDS	QH	INTERCEPTIONS					FUMBLES			ST TACKLES		
		T	S	A					NO	YDS	LG	TD	PD	FF	FR	YDS	T	S	A
Sept. 9	CAR								Reserve/PUP										
Sept. 16	@NYG								Reserve/PUP										
Sept. 23	@DAL								Reserve/PUP										
Sept. 30	WAS								Reserve/PUP										
Oct. 14	KC								Reserve/PUP										
Oct. 21	NO								Reserve/PUP										
Oct. 25	@MIN	0	0	0	0	0.0	0.0	0	0	0	0	0	0	0	0	0	0	0	0
Nov. 4	@OAK	2	2	0	2	1.0	9.0	1	0	0	0	0	0	0	0	0	0	0	0
Nov. 11	SD	0	0	0	0	0.0	0.0	1	0	0	0	0	0	0	0	0	0	0	0
Nov. 18	@CAR	2	2	0	1	1.0	10.0	1	0	0	0	0	0	0	0	0	0	0	0
Nov. 25	ATL	0	0	0	0	0.0	0.0	1	0	0	0	0	0	0	0	0	0	0	0
Dec. 2	@DEN	3	2	1	1	0.0	0.0	0	0	0	0	0	1	0	0	0	0	0	0
Dec. 9	PHI	0	0	0	0	0.0	0.0	0	0	0	0	0	0	0	0	0	0	0	0
Dec. 16	@NO	1	1	0	1	1.0	9.0	1	0	0	0	0	0	0	0	0	0	0	0
Dec. 23	STL	1	0	1	0	0.0	0.0	1	0	0	0	0	0	0	0	0	0	0	0
Dec. 30	@ATL	3	2	1	0	0.0	0.0	1	0	0	0	0	0	0	0	0	0	0	0
TOTALS		12	9	3	5	3.0	28.0	7	0	0	0	0	0	0	0	0	0	0	0

2011

DATE	OPP	TACKLES			TFL	SK	YDS	QB	INTERCEPTIONS					FUMBLES			ST TACKLES		
		T	S	A					NO	YDS	LG	TD	PD	FF	FR	YDS	T	S	A
Sept. 11	DET	2	1	1	0	0.0	0.0	1	0	0	0	0	0	0	0	0	0	0	0
Sept. 18	@MIN	2	0	2	0	0.0	0.0	1	0	0	0	0	0	0	0	0	0	0	0
Sept. 25	ATL	0	0	0	0	0.0	0.0	1	0	0	0	0	0	0	0	0	0	0	0
Oct. 3	IND	2	1	1	0	0.0	0.0	1	0	0	0	0	1	0	0	0	0	0	0
Oct. 9	@SF	3	2	1	0	0.0	0.0	0	0	0	0	0	1	0	0	0	0	0	0
Oct. 16	NO	0	0	0	0	0.0	0.0	0	0	0	0	0	0	0	1	0	0	0	0
Oct. 23	CHI	0	0	0	0	0.0	0.0	0	0	0	0	0	0	0	0	0	0	0	0
Nov. 6	@NO	2	2	0	0	0.0	0.0	0	0	0	0	0	0	0	0	0	0	0	0
Nov. 13	HOU	2	1	1	0	0.0	0.0	1	0	0	0	0	0	0	0	0	0	0	0
Nov. 20	@GB	2	1	1	0	0.0	0.0	0	0	0	0	0	0	0	0	0	0	0	0
Nov. 27	@TEN	2	1	1	0	0.0	0.0	1	0	0	0	0	1	0	0	0	0	0	0
Dec. 4	CAR	6	6	0	4	1.5	7.5	1	0	0	0	0	1	0	0	0	0	0	0
Dec. 11	@JAC	1	0	1	0	0.0	0.0	0	0	0	0	0	1	0	0	0	0	0	0
Dec. 17	DAL	1	0	1	0	0.0	0.0	1	0	0	0	0	0	0	0	0	0	0	0
Dec. 24	@CAR	3	2	1	0	0.0	0.0	0	0	0	0	0	0	0	0	0	0	0	0
Jan. 1	@ATL	2	2	0	1	0.0	0.0	0	0	0	0	0	0	0	0	0	0	0	0
TOTALS		30	19	11	10	1.5	7.5	8	0	0	0	0	5	0	1	0	0	0	0

82

NATE BYHAM**TIGHT END****HT: 6-4 WT: 264****DOB: 6/27/88****NFL: 4TH YEAR****ACQ: FA, 2012****COLLEGE: PITTSBURGH****ACQUIRED BY BUCS:**

- × Signed by Tampa Bay on October 2, 2012, as a free agent.

ORIGINALLY ENTERED NFL:

- × Originally selected by the San Francisco 49ers in the sixth round (182nd overall) of the 2010 NFL Draft.

CAREER HIGHLIGHTS:

- × Made first appearance as a Buccaneer vs. New Orleans (10/21/12), and recorded first start as a Buccaneer vs. San Diego (11/11/12).
- × Joined Tampa Bay on October 2, 2012, after two seasons (2010-11) with the San Francisco 49ers.
- × Stepped into action immediately as a rookie with San Francisco, playing in 14 games with three starts.
- × Recorded first career NFL start vs. Oakland while with the 49ers (10/17/2010).
- × Suffered a knee injury during 2011 training camp and spent the season on Injured Reserve.

2012 HIGHLIGHTS:

- × Released by San Francisco on August 16.
- × Signed by Tampa Bay on October 2.
- × Made first appearance as a Buccaneer vs. New Orleans (10/21).
- × Recorded first reception as a Buccaneer at Oakland (11/4), finishing the day with two catches for 15 yards.
- × Recorded first start as a Buccaneer vs. San Diego (11/11).
- × At Carolina (11/18), made first career touchdown reception.

COLLEGE/PERSONAL:

- × Three-year starter at Pittsburgh (2006-2009), seeing action in 48 games with 36 starts.
- × Served as a team captain during his senior season, also earning All-Big East honors after starting 12 games and catching 10 passes for 108 yards.
- × As a junior, recorded 20 catches for 260 yards in 12 starts and was named first-team All-Big East.
- × While at Pitt, was coached by current Buccaneers tight ends coach, Brian Angelichio.
- × Majored in communications rhetoric and minored in computer science.
- × Attended Franklin High School (Franklin, Pennsylvania), where he helped lead his team to three district playoff berths as a three-year starter, seeing action at both tight end and linebacker.
- × Considered the nation's top prep tight end by Scout.com and was named first-team All-State, All-Region, All-District and All-Conference after recording 45 catches for 883 yards and a school-record nine touchdowns as a senior.
- × Was also an all-star performer in basketball, helping Franklin win the state AAA championship in 2006.
- × Carved pumpkins with youth in the foster care system at The Children's Home in October 2012.
- × Married his long-time girlfriend, Erica, on July 7, 2012.
- × Born Nathan Arthur Byham on June 27, 1988 in Franklin, Pennsylvania.

BYHAM'S CAREER STATISTICS

YEAR	TEAM	GP	GS	ATT	RUSHING				NO	RECEIVING			
					YDS	AVG	LG	TD		YDS	AVG	LG	TD
2010	San Francisco	14	3	0	0	-	-	0	5	27	5.4	9	0
2011	San Francisco				Injured Reserve								
2012	Tampa Bay	10	2	0	0	-	-	0	3	18	6.0	10	1
NFL Totals		24	5	0	0	-	-	0	8	30	3.8	10	1

ADDITIONAL STATS

Special Teams Tackles: 1 - 1 in 2010.

BYHAM'S GAME-BY-GAME STATISTICS

2012

DATE	OPP	ATT	YDS	RUSHING				NO	RECEIVING			
				AVG	LG	TD			YDS	AVG	LG	TD
Sept. 9	CAR							Not With Team				
Sept. 16	@NYG							Not With Team				
Sept. 23	@DAL							Not With Team				
Sept. 30	WAS							Not With Team				
Oct. 14	KC							Inactive				
Oct. 21	NO	0	0	-	-	0	0	0	0	-	-	0
Oct. 25	@MIN	0	0	-	-	0	0	0	0	-	-	0
Nov. 4	@OAK	0	0	-	-	0	2	15	7.5	10	0	0
Nov. 11	SD	0	0	-	-	0	0	0	0	-	-	0
Nov. 18	@CAR	0	0	-	-	0	1	3	3.0	3	1	1
Nov. 25	ATL	0	0	-	-	0	0	0	0	-	-	0
Dec. 2	@DEN	0	0	-	-	0	0	0	0	-	-	0
Dec. 9	PHI	0	0	-	-	0	0	0	0	-	-	0
Dec. 16	@NO	0	0	-	-	0	0	0	0	-	-	0
Dec. 23	STL	0	0	-	-	0	0	0	0	-	-	0
Dec. 30	@ATL	0	0	-	-	0	0	0	0	-	-	0
TOTALS		0	0	-	-	0	3	18	6.0	10	1	

2010 (W/SAN FRANCISCO)

DATE	OPP	ATT	YDS	RUSHING				NO	RECEIVING			
				AVG	LG	TD			YDS	AVG	LG	TD
Sept. 12	@ SEA	0	0	-	-	0	1	5	5.0	5	0	0
Sept. 20	NO	0	0	-	-	0	1	6	6.0	6	0	0
Sept. 26	@KC	0	0	-	-	0	1	9	9.0	9	0	0
Oct. 03	@ATL	0	0	-	-	0	1	0	0.0	0	0	0
Oct. 10	PHI	0	0	-	-	0	0	0	-	-	0	0
Oct. 17	OAK	0	0	-	-	0	1	7	7.0	7	0	0
Oct. 24	@CAR	0	0	-	-	0	0	0	-	-	0	0
Oct. 31	DEN	0	0	-	-	0	0	0	-	-	0	0
Nov. 14	STL	0	0	-	-	0	0	0	-	-	0	0
Nov. 21	TB	0	0	-	-	0	0	0	-	-	0	0
Nov. 29	@ARI	0	0	-	-	0	0	0	-	-	0	0
Dec. 5	@GB	0	0	-	-	0	0	0	-	-	0	0
Dec. 12	SEA	0	0	-	-	0	0	0	-	-	0	0
Dec. 16	@SD	0	0	-	-	0	0	0	-	-	0	0
Dec. 26	@STL							Inactive				
Jan. 1	ARI							Inactive				
TOTALS		0	0	-	-	0	5	27	5.4	9	0	

72

GABE CARIMI

GUARD/TACKLE
HT: 6-7 WT: 316
DOB: 6/13/88
NFL: 3RD YEAR
ACQ: T(CHI), 2013
COLLEGE: WISCONSIN

**ACQUIRED BY BUCS:**

- × Joined Tampa Bay on April 21, 2013 in a trade with the Chicago Bears.

ORIGINALLY ENTERED NFL:

- × Originally selected by the Chicago Bears in the first round (29th overall) of the 2011 NFL Draft.

CAREER HIGHLIGHTS:

- × Played his first two seasons with Chicago (2011-12) before being traded to Tampa Bay in 2013.
- × Has played in 18 career games with 16 starts, making 13 starts at right tackle and three at right guard.
- × Started in NFL debut Atlanta (9/11/11).

2012 HIGHLIGHTS:

- × Played in 16 regular-season games, with 14 starts; 11 at right tackle and three at right guard.

COLLEGE/PERSONAL:

- × Started all 49 games he played at Wisconsin (2006-10), all at left tackle.
- × Started all 13 games as a senior, helping block for two 1,000 yard rushers and a Big Ten record-tying 48 rushing touchdowns.

- × Winner of the Outland Trophy (Best Interior Lineman) as a senior, becoming only the second Wisconsin lineman to earn the award (Joe Thomas – 2006).
- × Named Big Ten Offensive Lineman of the Year as a senior.
- × Selected to play in the 2011 Senior Bowl following his senior season.
- × A two-time All-American selection, including unanimous honors following his senior season.
- × Two-time All-Big Ten selection, earning first-team honors from coaches and media in 2010.
- × Four-time Academic All-Big Ten selection.
- × Redshirted as a true freshman.
- × Attended Monona Grove High School (Cottage Grove, Wisconsin), where he was a Parade All-American and a PrepStar All-American.
- × Named Player of the Year by the Capital Times (Madison, Wisconsin) and the Wisconsin State Journal.
- × First-team all-state selection at both offensive and defensive line.
- × Born Gabe Carimi on June 13, 1988 in Cottage Grove, Wisconsin.

CARIMI'S CAREER STATISTICS

Games/Starts: CHI: 2011: 2/2; 2012: 16/14
Career Totals: 18/16

P=Playoffs

52

JONATHAN CASILLAS

LINEBACKER
HT: 6-1 WT: 227
DOB: 6/3/87
NFL: 5TH YEAR
ACQ: UFA(NO), 2013
COLLEGE: WISCONSIN

**ACQUIRED BY BUCS:**

- x Signed by Tampa Bay on March 14, 2013 as an unrestricted free agent from New Orleans.

ORIGINALLY ENTERED NFL:

- x Originally entered the NFL as a college free agent with the New Orleans Saints on May 4, 2009.

CAREER HIGHLIGHTS:

- x Played in 38 games with seven starts, recording 112 tackles, four passes defended, three sacks, two fumble recoveries and 21 special teams tackles.
- x Played in four postseason games with New Orleans, including Super Bowl XLIV.
- x Led New Orleans' linebackers with 3.0 sacks in 2011.
- x Recorded his first career sack at Green Bay (9/8/11).
- x Had a career-high 11 tackles at Atlanta (11/13/11).
- x Made first career start against Tampa Bay (12/27/09).
- x Made NFL debut at Buffalo (9/27/09).

2012 HIGHLIGHTS:

- x Played in 14 games with one start, totaling 35 tackles, two fumble recoveries, one pass defended and 10 special teams tackles.
- x Tied for the team lead with two fumble recoveries.
- x His 10 special teams tackles were a career-high.
- x Recorded his first career fumble recovery at Carolina (9/16).
- x Made his first start of the season at Tampa Bay (10/21).
- x Tied a career-high with three special teams tackles at Oakland (11/18).

- x Recorded a season high seven tackles, including one tackle for loss, at Atlanta (11/29).

COLLEGE/PERSONAL:

- x Started 36-of-48 games at Wisconsin (2005-08), recording 246 tackles, five passes defended, four sacks, four forced fumbles, three blocked punts, two fumble recoveries and two interceptions.
- x Was All-Big Ten honorable mention his final three years at Wisconsin.
- x As a senior, despite playing in only 10 games, he managed to record 62 tackles, one sack, one forced fumble, one fumble recovery and one interception, which he returned for a touchdown.
- x Recorded a career-high 96 tackles, two forced fumbles, one pass defended and one sack as a junior.
- x His sophomore season he tallied 83 tackles, four passes defended, 2.0 sacks, one forced fumble and one fumble recovery. He also had one interception and one blocked punt, both of which he returned for a touchdown.
- x Made an impact on special teams as a freshman, blocking two punts.
- x Majored in agricultural business management.
- x Attended New Brunswick High School (New Brunswick, N.J.), receiving first-team All-State and All-County Defensive Player of the Year Honors in 2004.
- x Was an All-County selection in football, basketball and track.
- x Son of Flash Gordon and Luz Casillas.
- x Has one daughter, Jade.
- x Born Jonathan Casillas on June 3, 1987 in Jersey City, New Jersey.

CASILLAS' CAREER STATISTICS

YEAR	TEAM	GP	GS	TACKLES				SK	YDS	INTERCEPTIONS				PD	FUMBLES			ST TACKLES		
				TOT	SOLO	ASST				NO	YDS	LG	TD		FF	FR	YDS	T	S	A
2009	New Orleans	11	2	11	9	2	0.0	0.0	0	0	-	0	0	0	0	0	5	-	-	
2010	New Orleans								Injured Reserve											
2011	New Orleans	13	4	57	33	24	3.0	25.0	0	0	-	0	3	0	0	0	6	-	-	
2012	New Orleans	14	1	35	17	18	0.0	0.0	0	0	-	0	1	0	2	0	10	-	-	
NFL Totals		38	7	103	59	44	3.0	25.0	0	0	-	0	4	0	2	0	19	-	-	

SINGLE-GAME HIGHS

Tackles: 11, at Atlanta, 11/13/11 (w/New Orleans)

Sacks: 1, 3 times, last at Atlanta, 11/13/11 (w/New Orleans)

Passes Defended: 1, 3 times, last at Atlanta, 11/13/11 (w/New Orleans)

Special Teams Tackles: 3, at Tampa Bay, 10/16/11 (w/ New Orleans)

CASILLAS' GAME-BY-GAME STATISTICS

2012 (W/NEW ORLEANS)

DATE	OPP	TACKLES			TFL	SK	YDS	QH	INTERCEPTIONS				PD	FUMBLES			ST TACKLES		
		T	S	A					NO	YDS	LG	TD		FF	FR	YDS	T	S	A
Sept. 9	WAS	1	1	0	0	0.0	0.0	0	0	0	0	0	0	0	0	0	0	-	-
Sept. 16	@CAR	5	4	1	1	0.0	0.0	0	0	0	0	0	0	0	1	0	1	-	-
Sept. 23	KC	3	1	2	0	0.0	0.0	0	0	0	0	0	0	0	1	0	0	-	-
Sept. 30	@GB								Inactive										
Oct. 7	SD								Inactive										
Oct. 21	@TB	3	2	1	0	0.0	0.0	0	0	0	0	0	0	0	0	0	0	-	-
Oct. 28	@DEN	0	0	0	0	0.0	0.0	0	0	0	0	0	0	0	0	0	1	-	-
Nov. 5	PHI	6	2	4	0	0.0	0.0	0	0	0	0	0	0	0	0	0	0	-	-
Nov. 11	ATL	2	2	0	0	0.0	0.0	0	0	0	0	0	0	0	0	0	1	-	-
Nov. 18	@OAK	1	1	0	0	0.0	0.0	0	0	0	0	0	0	0	0	0	3	-	-
Nov. 25	SF	0	0	0	0	0.0	0.0	0	0	0	0	0	0	0	0	0	1	-	-
Nov. 29	@ATL	7	3	4	0	0.0	0.0	0	0	0	0	0	0	0	0	0	0	-	-
Dec. 9	@NYG	2	0	2	0	0.0	0.0	0	0	0	0	0	1	0	0	0	2	-	-
Dec. 16	TB	1	0	1	0	0.0	0.0	0	0	0	0	0	0	0	0	0	1	-	-
Dec. 23	@DAL	4	2	2	0	0.0	0.0	0	0	0	0	0	0	0	0	0	0	-	-
Dec. 30	CAR	0	0	0	0	0.0	0.0	0	0	0	0	0	0	0	0	0	0	-	-
TOTALS		35	17	18	1	0.0	0.0	1	0	0	0	0	1	0	2	0	10	0	0

2011 (W/NEW ORLEANS)

DATE	OPP	TACKLES			TFL	SK	YDS	QBP	INTERCEPTIONS				PD	FUMBLES			ST TACKLES		
		T	S	A					NO	YDS	LG	TD		FF	FR	YDS	T	S	A
Sept. 8	@GB	3	3	0	1	1.0	8.0	1	0	0	0	0	0	0	0	0	0	-	-
Sept. 18	CHI	2	2	0	1	1.0	12.0	2	0	0	0	0	0	0	0	0	0	-	-
Sept. 25	HOU	2	0	2	0	0.0	0.0	0	0	0	0	0	1	0	0	0	0	-	-
Oct. 2	@JAC	1	1	0	0	0.0	0.0	1	0	0	0	0	0	0	0	0	1	-	-
Oct. 9	@CAR	3	2	1	0	0.0	0.0	1	0	0	0	0	0	0	0	0	2	-	-
Oct. 16	@TB	3	3	0	0	0.0	0.0	1	0	0	0	0	0	0	0	0	3	-	-
Oct. 23	IND	5	2	3	1	1.0	5.0	1	0	0	0	0	0	0	0	0	0	-	-
Oct. 30	@STL	3	1	2	0	0.0	0.0	2	0	0	0	0	1	0	0	0	0	-	-
Nov. 6	TB	10	6	4	0	0.0	0.0	0	0	0	0	0	0	0	0	0	0	-	-
Nov. 13	@ATL	11	5	6	0	0.0	0.0	0	0	0	0	0	1	0	0	0	0	-	-
Nov. 28	NYG	7	4	3	0	0.0	0.0	0	0	0	0	0	0	0	0	0	0	0	0
Dec. 4	DET	7	4	3	0	0.0	0.0	0	0	0	0	0	0	0	0	0	0	0	0
Dec. 11	@TEN								Inactive										
Dec. 18	@MIN								Inactive										
Dec. 26	ATL								Inactive										
Jan. 1	CAR	0	0	0	0	0.0	0.0	0	0	0	0	0	0	0	0	0	0	0	0
TOTALS		57	33	24	3	3.0	25.0	9	0	0	0	0	3	0	0	0	6	0	0
PLAYOFFS																			
Jan. 7	DET								Inactive										
Jan. 14	@SF	0	0	0	0	0.0	0.0	0	0	0	0	0	0	0	0	0	0	-	-
TOTALS		0	0	0	0	0.0	0.0	0	0	0	0	0	0	0	0	0	0	-	-

2009 (W/NEW ORLEANS)

DATE	OPP	TACKLES			TFL	SK	YDS	QBP	INTERCEPTIONS					FUMBLES			ST TACKLES		
		T	S	A					NO	YDS	LG	TD	PD	FF	FR	YDS	T	S	A
Sept. 13	DET								Inactive										
Sept. 20	@PHI								Inactive										
Sept. 27	@BUF	0	0	0	0	0.0	0.0	0	0	0	0	0	0	0	0	0	2	-	-
Oct. 4	NYJ	0	0	0	0	0.0	0.0	0	0	0	0	0	0	0	0	0	0	-	-
Oct. 18	NYG	0	0	0	0	0.0	0.0	0	0	0	0	0	0	0	0	0	0	-	-
Oct. 25	@MIA	0	0	0	0	0.0	0.0	0	0	0	0	0	0	0	0	0	0	-	-
Nov. 2	ATL	0	0	0	0	0.0	0.0	0	0	0	0	0	0	0	0	0	0	-	-
Nov. 8	CAR	0	0	0	0	0.0	0.0	0	0	0	0	0	0	0	0	0	2	-	-
Nov. 15	@STL								Inactive										
Nov. 22	@TB								Inactive										
Nov. 30	NE								Inactive										
Dec. 6	@WAS	0	0	0	0	0.0	0.0	0	0	0	0	0	0	0	0	0	0	-	-
Dec. 13	@ATL	1	0	1	0	0.0	0.0	0	0	0	0	0	0	0	0	0	0	-	-
Dec. 19	DAL	0	0	0	0	0.0	0.0	1	0	0	0	0	0	0	0	0	0	-	-
Dec. 27	TB	10	7	3	0	0.0	0.0	1	0	0	0	0	0	0	0	0	0	-	-
Jan. 3	@CAR	9	4	5	1	0.0	0.0	0	0	0	0	0	0	0	0	0	1	-	-
TOTALS		20	11	9	1	0.0	0.0	2	0	0	0	0	0	0	0	0	5	0	0
PLAYOFFS																			
Jan. 16	ARI	1	1	0	0	0.0	0.0	0	0	0	0	0	0	0	0	0	1	-	-
Jan. 24	MIN	0	0	0	0	0.0	0.0	0	0	0	0	0	0	0	0	0	0	-	-
Feb. 7	IND	0	0	0	0	0.0	0.0	0	0	0	0	0	0	0	0	0	0	-	-
TOTALS		1	1	0	0	0.0	0.0	0	0	0	0	0	0	0	0	0	1	-	-

94

ADRIAN CLAYBORN

DEFENSIVE END
HT: 6-3 WT: 280
DOB: 7/6/88
NFL: 3RD YEAR
ACQ: D1, 2011
COLLEGE: IOWA

**ACQUIRED BY BUCS:**

- x Selected in the first round (20th overall) of the 2011 NFL Draft by the Buccaneers.

CAREER HIGHLIGHTS:

- x Finished fourth among rookies and second among rookie defensive linemen in sacks in 2011. Also recorded the second-most sacks by a rookie in Buccaneers history.
- x Recorded first NFL sack and forced fumbled vs. Atlanta (9/25/11).
- x Started in NFL debut vs. Detroit (9/11/11).

2012 HIGHLIGHTS:

- x Placed on Injured Reserve on September 24.
- x Started season opener vs. Carolina (9/9) and recorded one tackle. Helped Buccaneers defense tie a franchise record for fewest rushing yards allowed in a game (10).
- x Started at Dallas (9/23) and notched one tackle for loss.

COLLEGE/PERSONAL:

- x First player from the University of Iowa to be selected by the Buccaneers.
- x First defensive end in Iowa football history to be selected in the first round.
- x One of six defensive ends to be drafted in the first-round of the 2011 NFL Draft, tying for the most taken in the first round in league history.
- x Two-time team captain that started in 37-of-50 games played, including his last 30 games during his Iowa career (2007-10).
- x Recorded 192 tackles to go with 19.0 sacks, 37.5 tackles for loss, seven forced fumbles and one fumble recovery.
- x Added eight passes defended and 19 quarterback pressures as well as two blocked field goals and one blocked punt, returning the blocked punt 53 yards for a score.

- x Named to Leadership group as a sophomore, junior and senior.
- x All-Big Ten Conference first-team selection as a junior and senior.
- x Earned Big Ten Conference Defensive Player of the Week vs. Penn State as a senior and Big Ten Special Teams Player of the Week vs. Penn State and Big Ten co-Defensive Player of the Week vs. Michigan State as a junior.
- x As a senior, started all 13 games at right defensive end recording 52 tackles, 3.5 sacks, 7.0 tackles for loss, six quarterback pressures and two passes defended.
- x Became the 21st Iowa Hawkeye to earn Consensus All-American honors (AFCA, Walter Camp, AP) and the first since Leroy Smith in 1991.
- x Finalist for the Ted Hendricks (Top Defensive End) and Rotary Lombardi (Top Defensive Lineman) Awards and recipient of Iowa's Hayden Fry "Extra Heartbeat" Award.
- x Started all 13 games at right defensive end as a junior, leading the Hawkeyes and ranking third in the conference and 10th nationally with 11.5 sacks
- x Led the team with 20 tackles for loss, the third-best total in the Big Ten and eighth-best in the country
- x Ranked fifth on the team with 70 tackles while also recording two passes defended and nine quarterback pressures.
- x Earned third-team All-America honors from Phil Steele and honorable mention All-America from Pro Football Weekly.
- x Recognized by the College Football Performance Awards as the National Defensive Performer of the Year and received the Hawkeyes' Hustle Team Award for defense.
- x Named MVP of the 2010 FedEx Orange Bowl vs. Georgia Tech after recording nine tackles and two sacks.

- x As a sophomore, started 11-of-13 games played at right defensive end, ranking 10th on the team with 50 tackles while adding 2.0 sacks and ranking second on the Hawkeyes with 8.0 tackles for loss.
- x Majored in interdepartmental studies.
- x Attended Webster Groves High School (St. Louis, Missouri), where he was a four-year letterman and team captain in football for head coach Cliff Ice.
- x The two-time first-team all-state and all-conference selection recorded 240 tackles, five sacks, four forced fumbles and three interceptions on defense in his career, while adding 42 receptions for 691 yards (16.45 ypc) and 10 touchdowns on offense.
- x Racked up 103 tackles with three sacks, a forced fumble and an interception as a senior while earning all-state and all-conference honors as a linebacker and tight end.
- x Named the Missouri and conference Player of the Year as a senior.
- x Also a four-year letterman as a power forward on the basketball team.
- x Given a four-star rating by Scout.com, which listed him as the 18th-best defensive end in the country and rated a four-star prospect by Rivals.com, who ranked him as the eighth-best strongside defensive end in the nation and the second-best recruit in the state of Missouri.
- x Sponsors the "Clayborn's Rising Stars" Front Row Fans section to provide a special gameday experience at Raymond James Stadium for local charities.
- x Helped teammate Gerald McCoy host a free screening of Marvel's "The Avengers" for Buccaneers fans in May 2012.
- x Greeted fans and signed autographs at the Buccaneers Official Draft Party, presented by Miller Lite, in April 2012.
- x Signed autographs and interacted with fans during the team's annual Kickoff Party, presented by Miller Lite, in September 2011.
- x Greeted fans, signed autographs and spoke about the upcoming season at the Chamber of Commerce "Chalk Talk" luncheon in September 2011.
- x Joined Buccaneers teammates and more than 100 UnitedHealthcare employees to pack food boxes at Feeding America Tampa Bay in September 2011.
- x Helped teach football drills and spoke on the importance of living a healthy lifestyle to South London school students in October 2011.
- x Greeted fans at the International Series Fan Rally event at Trafalgar Square, London in October 2011.
- x Distributed candy, signed autographs and played games with over 700 underprivileged children at Lowry Park Zoo for the team's annual Halloween Celebration in October 2011.
- x Visited patients at All Children's Hospital and sang Christmas carols to residents of Westminster Palms Retirement Home in December 2011.
- x Son of Tracie and Richard Clayborn.
- x Born Adrian Clayborn on July 6, 1988, in St. Louis.

CLAYBORN'S CAREER STATISTICS

YEAR	TEAM	GP	GS	TACKLES			SK	YDS	INTERCEPTIONS					FUMBLES			ST TACKLES		
				TOT	SOLO	ASST			NO	YDS	LG	TD	PD	FF	FR	YDS	T	S	A
2011	Tampa Bay	16	16	54	26	28	7.5	43.5	0	0	0	0	0	3	0	0	0	0	0
2011	Tampa Bay	3	3	2	1	1	0.0	0.0	0	0	0	0	0	0	0	0	0	0	0
NFL Totals		19	19	56	27	29	7.5	43.5	0	0	0	0	0	3	0	0	0	0	0

CLAYBORN'S GAME-BY-GAME STATISTICS

2012

DATE	OPP	TACKLES			TFL	SK	YDS	QB	INTERCEPTIONS					FUMBLES			ST TACKLES		
		T	S	A					NO	YDS	LG	TD	PD	FF	FR	YDS	T	S	A
Sept. 9	CAR	1	0	1	0	0.0	0.0	0	0	0	0	0	0	0	0	0	0	0	0
Sept. 16	@NYG	0	0	0	0	0.0	0.0	0	0	0	0	0	0	0	0	0	0	0	0
Sept. 23	@DAL	1	1	0	1	0.0	0.0	0	0	0	0	0	0	0	0	0	0	0	0
Sept. 30	WAS								Injured Reserve										
Oct. 14	KC								Injured Reserve										
Oct. 21	NO								Injured Reserve										
Oct. 25	@MIN								Injured Reserve										
Nov. 4	@OAK								Injured Reserve										
Nov. 11	SD								Injured Reserve										
Nov. 18	@CAR								Injured Reserve										
Nov. 25	ATL								Injured Reserve										
Dec. 2	@DEN								Injured Reserve										
Dec. 9	PHI								Injured Reserve										
Dec. 16	@NO								Injured Reserve										
Dec. 23	STL								Injured Reserve										
Dec. 30	@ATL								Injured Reserve										
TOTALS		2	1	1	1	0.0	0.0	0	0	0	0	0	0	0	0	0	0	0	0

2011

DATE	OPP	TACKLES			TFL	SK	YDS	QB	INTERCEPTIONS					FUMBLES			ST TACKLES		
		T	S	A					NO	YDS	LG	TD	PD	FF	FR	YDS	T	S	A
Sept. 11	DET	1	0	1	0	0.0	0.0	0	0	0	0	0	0	0	0	0	0	0	0
Sept. 18	@MIN	1	1	0	0	0.0	0.0	1	0	0	0	0	0	0	0	0	0	0	0
Sept. 25	ATL	3	0	3	0	1.0	11.0	3	0	0	0	0	0	1	0	0	0	0	0
Oct. 3	IND	2	2	0	1	1.0	8.0	4	0	0	0	0	0	0	0	0	0	0	0
Oct. 9	@SF	3	1	2	0	0.0	0.0	4	0	0	0	0	0	0	0	0	0	0	0
Oct. 16	NO	2	1	1	0	0.0	0.0	1	0	0	0	0	0	0	0	0	0	0	0
Oct. 23	CHI	4	3	1	1	1.0	2.0	1	0	0	0	0	0	0	0	0	0	0	0
Nov. 6	@NO	5	2	3	0	0.0	0.0	1	0	0	0	0	0	0	0	0	0	0	0
Nov. 13	HOU	6	4	2	0	0.0	0.0	0	0	0	0	0	0	0	0	0	0	0	0
Nov. 20	@GB	3	2	1	0	1.0	4.0	2	0	0	0	0	0	0	0	0	0	0	0
Nov. 27	@TEN	5	2	3	0	1.0	5.0	3	0	0	0	0	0	0	0	0	0	0	0
Dec. 4	CAR	4	2	2	0	0.5	1.5	1	0	0	0	0	0	0	0	0	0	0	0
Dec. 11	@JAC	4	1	3	1	1.0	8.0	3	0	0	0	0	0	1	0	0	0	0	0
Dec. 17	DAL	5	2	3	1	1.0	4.0	1	0	0	0	0	0	1	0	0	0	0	0
Dec. 24	@CAR	5	3	2	0	0.0	0.0	1	0	0	0	0	0	0	0	0	0	0	0
Jan. 1	@ATL	1	0	1	0	0.0	0.0	0	0	0	0	0	0	0	0	0	0	0	0
TOTALS		54	26	28	4	7.5	43.5	26	0	0	0	0	0	3	0	0	0	0	0

84

TOM CRABTREE

TIGHT END
HT: 6-4 WT: 245
DOB: 11/4/85
NFL: 4TH YEAR
ACQ: UFA (GB), 2013
COLLEGE: MIAMI (OHIO)

**ACQUIRED BY BUCS:**

- x Signed by Tampa Bay on March 18, 2013 as an unrestricted free agent from Green Bay.

ORIGINALLY ENTERED NFL:

- x Originally entered the NFL as a college free agent with the Kansas City Chiefs on May 8, 2009.

CAREER HIGHLIGHTS:

- x Played three years in Green Bay (2010-12) before signing with Tampa Bay.
- x Played in 46 games with 16 starts, recording 18 receptions for 302 yards and four touchdowns.
- x Saw action in seven postseason games with Green Bay, recording three receptions for 18 yards and one touchdown.
- x Helped block for James Starks and Ryan Grant in 2011, as they became the first pair of Packers running backs to each rush for 550-plus yards in a season since Dorsey Levens and Edgar Bennett in 1996.
- x Recorded his first touchdown reception on a five-yard catch from Aaron Rodgers against Tampa Bay (11/20/11).
- x Grabbed his first NFL reception at Washington (10/10/10).
- x Made his first start against the New York Giants (12/26/10).
- x Made his NFL debut against Philadelphia (9/12/10).

2012 HIGHLIGHTS:

- x Played in 14 games, starting six, recording eight receptions for 203 yards and three touchdowns, all career-highs.
- x His 49.0-yard average on his three touchdowns ranked him second in the league among players with three or more touchdown receptions.
- x Made a career-long 72 yard touchdown reception against Arizona. It was the longest touchdown reception by a Packers tight end since Paul Coffman's 78-yard touchdown in 1979.
- x Became the first Packers tight end since the merger to have two catches of 45-plus yards in the same season. (48t-10/14 at Houston; 72t-11/4 vs. Arizona).

COLLEGE/PERSONAL:

- x Started 29-of-48 games at Miami (Ohio), recording 40 catches for 329 yards and two touchdowns.
- x Was a major contributor on special teams, recording 38 special teams tackles.
- x Graduated with a degree in secondary education.
- x Married to Chelsea, the couple has one son, Bryce, and one daughter, Delaynie.
- x Born Thomas Lewis Crabtree on November 4, 1985 in Columbus, Ohio.

CRABTREE'S CAREER STATISTICS

YEAR	TEAM	RUSHING							RECEIVING				
		GP	GS	ATT	YDS	AVG	LG	TD	NO	YDS	AVG	LG	TD
2010	Green Bay	16	1	0	0	-	-	0	4	61	15.3	33	0
2011	Green Bay	16	9	0	0	-	-	0	6	38	6.3	15	1
2012	Green Bay	14	6	0	0	-	-	0	8	203	25.4	72t	3
NFL Totals		46	16	0	0	-	-	0	18	302	16.8	72t	4

PLAYOFFS		RUSHING							RECEIVING					
YEAR	TEAM	GP	GS	ATT	YDS	AVG	LG	TD	NO	YDS	AVG	LG	TD	
2010	Green Bay	4	0	0	0	-	-	0	2	8	4.0	7t	1	
2011	Green Bay	1	1	0	0	-	-	0	0	0	-	-	0	
2012	Green Bay	2	0	0	0	-	-	0	1	10	10.0	10	0	
Postseason		7	1	0	0	-	-	0	3	18	6.0	10	1	

ADDITIONAL STATS

Special Team Tackles: 12 in 2010, 6 in 2011, 1 in 2012.

Forced Fumbles: 1, at Tampa Bay, 11/20/11

CRABTREE'S GAME-BY-GAME STATISTICS

2012 (W/GREEN BAY)

DATE	OPP	ATT	YDS	RUSHING				NO	YDS	RECEIVING			TD
				AVG	LG	TD				AVG	LG		
Sept. 9	SF	0	0	-	-	0	0	0	0	-	-	0	
Sept. 13	CHI	0	0	-	-	0	1	27	27.0	27t	1	1	
Sept. 24	@SEA					Inactive							
Sept. 30	NO	0	0	-	-	0	1	16	16.0	16	0	0	
Oct. 7	@IND	0	0	-	-	0	1	6	6.0	6	0	0	
Oct. 14	@HOU	0	0	-	-	0	2	62	31.0	48t	1	1	
Oct. 21	@STL	0	0	-	-	0	0	0	-	-	0	0	
Oct. 28	JAC	0	0	-	-	0	0	0	-	-	0	0	
Nov. 4	ARI	0	0	-	-	0	1	72	72.0	72t	1	1	
Nov. 18	@DET	0	0	-	-	0	0	0	-	-	0	0	
Nov. 25	@NYG	0	0	-	-	0	0	0	-	-	0	0	
Dec. 2	MIN	0	0	-	-	0	2	20	10.0	15	0	0	
Dec. 9	DET	0	0	-	-	0	0	0	-	-	0	0	
Dec. 16	@CHI	0	0	-	-	0	0	0	-	-	0	0	
Dec. 23	TEN					Inactive							
Dec. 30	@MIN	0	0	-	-	0	0	0	-	-	0	0	
TOTALS		0	0	-	-	0	8	203	25.4	72t	3	3	
PLAYOFFS													
Jan. 5	MIN	0	0	-	-	0	1	10	10.0	10	0	0	
Jan. 12	@SF	0	0	-	-	0	0	0	-	-	0	0	
TOTALS		0	0	-	-	0	1	10	10.0	10	0	0	

2011 (W/GREEN BAY)

DATE	OPP	ATT	RUSHING				NO	RECEIVING			
			YDS	AVG	LG	TD		YDS	AVG	LG	TD
Sept. 8	NO	0	0	-	-	0	1	4	4.0	4	0
Sept. 18	@CAR	0	0	-	-	0	0	0	-	-	0
Sept. 25	@CHI	0	0	-	-	0	0	0	-	-	0
Oct. 2	DEN	0	0	-	-	0	0	0	-	-	0
Oct. 9	@ATL	0	0	-	-	0	1	15	15.0	15	0
Oct. 16	STL	0	0	-	-	0	0	0	-	-	0
Oct. 23	@MIN	0	0	-	-	0	0	0	-	-	0
Nov. 6	@SD	0	0	-	-	0	0	0	-	-	0
Nov. 14	MIN	0	0	-	-	0	0	0	-	-	0
Nov. 20	TB	0	0	-	-	0	2	5	2.5	5t	1
Nov. 24	@DET	0	0	-	-	0	0	0	-	-	0
Dec. 4	@NYG	0	0	-	-	0	1	7	7.0	7	0
Dec. 11	OAK	0	0	-	-	0	0	0	-	-	0
Dec. 18	@KC	0	0	-	-	0	0	0	-	-	0
Dec. 25	CHI	0	0	-	-	0	1	7	7.0	7	0
Jan. 1	DET	0	0	-	-	0	0	0	-	-	0
TOTALS		0	0	-	-	0	6	38	6.3	15	1
PLAYOFFS											
Jan. 13	SD	0	0	-	-	0	0	0	-	-	0
TOTALS		0	0	-	-	0	0	0	-	-	0

2010 (W/GREEN BAY)

DATE	OPP	ATT	RUSHING				NO	RECEIVING			
			YDS	AVG	LG	TD		YDS	AVG	LG	TD
Sept. 12	@PHI	0	0	-	-	0	0	0	-	-	0
Sept. 19	BUF	0	0	-	-	0	0	0	-	-	0
Sept. 27	@CHI	0	0	-	-	0	0	0	-	-	0
Oct. 3	DET	0	0	-	-	0	0	0	-	-	0
Oct. 10	@WAS	0	0	-	-	0	1	3	3.0	3	0
Oct. 17	MIA	0	0	-	-	0	1	33	33.0	33	0
Oct. 24	MIN	0	0	-	-	0	0	0	-	-	0
Oct. 31	@NYJ	0	0	-	-	0	0	0	-	-	0
Nov. 7	DAL	0	0	-	-	0	1	4	4.0	4	0
Nov. 21	@MIN	0	0	-	-	0	0	0	-	-	0
Nov. 28	@ATL	0	0	-	-	0	0	0	-	-	0
Dec. 5	SF	0	0	-	-	0	0	0	-	-	0
Dec. 12	@DET	0	0	-	-	0	0	0	-	-	0
Dec. 19	@NE	0	0	-	-	0	0	0	-	-	0
Dec. 26	NYG	0	0	-	-	0	1	21	21.0	21	0
Jan. 2	CHI	0	0	-	-	0	0	0	-	-	0
TOTALS		0	0	-	-	0	4	61	15.3	33	0
PLAYOFFS											
Jan. 9	@PHI	0	0	-	-	0	1	7	7.0	7t	1
Jan. 15	@ATL	0	0	-	-	0	0	0	-	-	0
Jan. 23	@CHI	0	0	-	-	0	0	0	-	-	0
Feb. 6	PIT	0	0	-	-	0	1	1	1.0	1	0
TOTALS		0	0	-	-	0	2	8	4.0	7t	1

13

TERRIUN CRUMP

WIDE RECEIVER
HT: 6-2 WT: 223
DOB: 7/23/89
NFL: 1ST YEAR
ACQ: FA, 2013
COLLEGE: WESTERN ILLINOIS

**ACQUIRED BY BUCS:**

- × Signed by Tampa Bay on May 22, 2013 as a free agent.

ORIGINALLY ENTERED NFL:

- × Originally entered the NFL as a college free agent with the Chicago Bears on April 29, 2012.

CAREER HIGHLIGHTS:

- × Played in four preseason games in 2012, catching two passes for 10 yards.

COLLEGE/PERSONAL:

- × Played in 35 games in three years at Western Illinois (2009-11), finishing his career with 135 receptions for 2,067 yards (15.3) and 11 touchdowns while also adding one rush for 36 yards.
- × His 135 receptions rank sixth all-time in Leatherneck history.
- × Played 11 games as a senior, recording a career-high 61 catches for 944 yards and six touchdowns.
- × A 2012 first-team All-Missouri Valley Football Conference selection.
- × Named Western Illinois's Most Valuable Player as a senior.
- × Prior to his senior season, was named to College Football Performance Awards watch list at wide receiver.

- × Played in 13 games as a junior, recording 56 catches for 888 yards and five touchdowns. Also returned six kicks for 103 yards, averaging 17.2 yards per return.
- × As a sophomore, played in 11 games as two-way player, finishing the season with 18 receptions for 235 yards.
- × Attended College of Dupage (Glen Ellyn, Illinois) as a freshman, recording 690 yards and eight receiving touchdowns.
- × First-team Midwest Football Conference and All-Region selection.
- × Majored in law enforcement justice administration.
- × Attended Rich Central High School (Olympia Fields, Illinois).
- × Named Most Valuable Player and Offensive Player of the Year as a senior.
- × Received All-Conference and All-Area accolades.
- × Set high school record with 192 receiving yards in a game.
- × Has a daughter, Victoria Crump.
- × Cousin, Cappie Pondexter, plays for New York Liberties in the WNBA.
- × Son of Tarrance and Lashon Crump.
- × Born Terriun Crump July 23, 1989 in Country Club Hills, Illinois.

SI

JACOB CUTRERA

LINEBACKER
HT: 6-3 WT: 238
DOB: 5/18/88
NFL: 4TH YEAR
ACQ: FA, 2011
COLLEGE: LSU

**ACQUIRED BY BUCS:**

- x Signed by Tampa Bay on October 11, 2011 from the Jacksonville Jaguars practice squad.

ORIGINALLY ENTERED NFL:

- x Originally entered the NFL as a college free agent with the Jacksonville Jaguars on April 24, 2010.

CAREER HIGHLIGHTS:

- x Made NFL debut vs. Denver (9/12/10), recording one special teams tackle.
- x Played in eight games in 2010, finishing with six special teams tackles.
- x Made his Buccaneer debut vs. New Orleans (10/16).
- x Forced fumble on special teams, which was recovered by Tampa Bay, at Carolina (11/18/12).

2012 HIGHLIGHTS:

- x Spent first five weeks of season on Buccaneers practice squad.
- x Promoted to 53-man roster on October 9.
- x Made season debut on special teams vs. Kansas City (10/14).
- x Forced special teams fumble, which was recovered by Tampa Bay, in win at Carolina (11/18).
- x Recorded one special teams tackle vs. Atlanta (11/25).

COLLEGE/PERSONAL:

- x Four-year letterman, playing in 49 games with six starts at Louisiana State (2006-09).
- x Finished with 172 tackles, 12.0 tackles for loss, one sack, two interceptions, two forced fumbles, six quarterback pressures and three passes defended.
- x Appeared in all 13 games as a senior with one start and had career-high 81 tackles, 6.5 tackles for loss and one sack.

- x In final five career games, notched 47 tackles and 3.5 tackles for loss, including seven tackles in Capital One Bowl vs. Penn State.
- x Had 33 tackles and 3.5 tackles for loss in 13 games as a junior.
- x Started two-of-12 games as a sophomore and finished season with 21 tackles, 1.5 tackles for loss and one interception.
- x Played in 11 games as a true freshman and made 37 tackles
- x Graduated in December of 2009 with a degree in general studies.
- x Graduated early from high school and enrolled at LSU in the spring semester of 2006.
- x Brother, John, played football at Louisiana-Lafayette.
- x Participated both financially and in person at the 2010 Shop with a Jock event at Target, where more than 50 children were treated to a shopping spree.
- x Married and resides in Lafayette, Louisiana.
- x Son of Johnny and Julie Cutrera.
- x Born Jacob Arnie Cutrera on May 18, 1988, in Lafayette, Louisiana. .

CUTRERA'S CAREER STATISTICS

YEAR	TEAM	GP	GS	TACKLES			YDS	INTERCEPTIONS				PD	FUMBLES			ST TACKLES		
				TOT	SOLO	ASST		NO	YDS	LG	TD		FF	FR	YDS	T	S	A
2010	Jacksonville	8	0	0	0	0	0.0	0.0	0	0	0	0	0	0	0	6	-	-
2011	Tampa Bay	8	0	0	0	0	0.0	0.0	0	0	0	0	0	0	0	3	3	0
2011	Tampa Bay	7	0	0	0	0	0.0	0.0	0	0	0	0	0	0	0	3	2	1
NFL Totals		23	0	0	0	0	0.0	0.0	0	0	0	0	0	0	0	12	-	-

ADDITIONAL STATS

Special Teams Forced Fumbles: 2 – 1 in 2011; 1 in 2012

CUTRERA'S GAME-BY-GAME STATISTICS

2012

DATE	OPP	TACKLES			TFL	SK	YDS	QH	INTERCEPTIONS				PD	FUMBLES			ST TACKLES		
		T	S	A					NO	YDS	LG	TD		FF	FR	YDS	T	S	A
Sept. 9	CAR								Tampa Bay Practice Squad										
Sept. 16	@NYG								Tampa Bay Practice Squad										
Sept. 23	@DAL								Tampa Bay Practice Squad										
Sept. 30	WAS								Tampa Bay Practice Squad										
Oct. 14	KC	0	0	0	0	0.0	0.0	0	0	0	0	0	0	0	0	0	0	0	0
Oct. 21	NO								Inactive										
Oct. 25	@MIN	0	0	0	0	0.0	0.0	0	0	0	0	0	0	0	0	0	0	0	0
Nov. 4	@OAK								Inactive										
Nov. 11	SD								Inactive										
Nov. 18	@CAR	0	0	0	0	0.0	0.0	0	0	0	0	0	0	0	0	0	1	1	0
Nov. 25	ATL	0	0	0	0	0.0	0.0	0	0	0	0	0	0	0	0	0	1	0	1
Dec. 2	@DEN	0	0	0	0	0.0	0.0	0	0	0	0	0	0	0	0	0	1	1	0
Dec. 9	PHI	0	0	0	0	0.0	0.0	0	0	0	0	0	0	0	0	0	0	0	0
Dec. 16	@NO	0	0	0	0	0.0	0.0	0	0	0	0	0	0	0	0	0	0	0	0
Dec. 23	STL	0	0	0	0	0.0	0.0	0	0	0	0	0	0	0	0	0	0	0	0
Dec. 30	@ATL								Inactive										
TOTALS		0	0	0	0	0.0	0.0	0	0	0	0	0	0	0	0	0	3	2	1


2011

DATE	OPP	TACKLES			TFL	SK	YDS	QB	INTERCEPTIONS				PD	FUMBLES			ST TACKLES		
		T	S	A					NO	YDS	LG	TD		FF	FR	YDS	T	S	A
Sept. 11	DET								Jacksonville Practice Squad										
Sept. 18	@MIN								Jacksonville Practice Squad										
Sept. 25	ATL								Jacksonville Practice Squad										
Oct. 3	IND								Jacksonville Practice Squad										
Oct. 9	@SF								Jacksonville Practice Squad										
Oct. 16	NO	0	0	0	0	0.0	0.0	0	0	0	0	0	0	0	0	0	0	0	0
Oct. 23	CHI	0	0	0	0	0.0	0.0	0	0	0	0	0	0	0	0	0	0	0	0
Nov. 6	@NO	0	0	0	0	0.0	0.0	0	0	0	0	0	0	0	0	0	0	0	0
Nov. 13	HOU	0	0	0	0	0.0	0.0	0	0	0	0	0	0	0	0	0	1	1	0
Nov. 20	@GB	0	0	0	0	0.0	0.0	0	0	0	0	0	0	0	0	0	0	0	0
Nov. 27	@TEN	0	0	0	0	0.0	0.0	0	0	0	0	0	0	0	0	0	0	0	0
Dec. 4	CAR	0	0	0	0	0.0	0.0	0	0	0	0	0	0	0	0	0	1	1	0
Dec. 11	@JAC	0	0	0	0	0.0	0.0	0	0	0	0	0	0	0	0	0	1	1	0
Dec. 17	DAL								Injured Reserve										
Dec. 24	@CAR								Injured Reserve										
Jan. 1	@ATL								Injured Reserve										
TOTALS		0	0	0	0	0.0	0.0	0	0	0	0	0	0	0	0	0	3	3	0

2010 (W/JACKSONVILLE)

		TACKLES							INTERCEPTIONS						FUMBLES			TACKLES		
DATE	OPP	T	S	A	TFL	SK	YDS	QBP	NO	YDS	LG	TD	PD	FF	FR	YDS	T	S	A	
Sept. 12	DEN																1	1	0	
Sept. 19	@SD																0	0	0	
Sept. 26	PHI																1	1	0	
Oct. 3	IND	0	0	0	0	0.0	0.0	0	0	0	0	0	0	-	-	-	1	0	1	
Oct. 10	@BUF	0	0	0	0	0.0	0.0	0	0	0	0	0	0	-	-	-	1	1	0	
Oct. 18	TEN	0	0	0	0	0.0	0.0	0	0	0	0	0	0	-	-	-	0	0	0	
Oct. 24	@KC	0	0	0	0	0.0	0.0	0	0	0	0	0	0	-	-	-	0	0	0	
Oct. 31	@DAL	0	0	0	0	0.0	0.0	0	0	0	0	0	0	-	-	-	1	1	0	
Nov. 14	HOU	0	0	0	0	0.0	0.0	0	0	0	0	0	0	-	-	-	1	0	1	
Nov. 21	CLE	0	0	0	0	0.0	0.0	0	0	0	0	0	0	-	-	-	0	0	0	
Nov. 28	@NYG	0	0	0	0	0.0	0.0	0	0	0	0	0	0	-	-	-	0	0	0	
Dec. 5	@TEN								Injured	Reserve										
Dec. 12	OAK								Injured	Reserve										
Dec. 19	@IND								Injured	Reserve										
Dec. 26	WAS								Injured	Reserve										
Jan. 2	@HOU	0	0	0	0	0.0	0.0	0	0	0	0	0	0	-	-	-	0	0	0	
TOTALS		0	0	0	0	0.0	0.0	0	0	0	0	0	0	0	0	0	6	4	2	

54

LAVONTE DAVID**LINEBACKER****HT: 6-1 WT: 233****DOB: 1/23/90****NFL: 2ND YEAR****ACQ: D2, 2012****COLLEGE: NEBRASKA****ACQUIRED BY BUCS:**

- x Selected by Tampa Bay in the second round (58th overall) of the 2012 NFL Draft.

2012 HIGHLIGHTS:

- x Selected to PFW/PFWA All-Rookie Team and USA Today All-Joe Team.
- x Earned NFL Defensive Rookie of the Month for November after leading the league with 47 tackles, including five for loss, helping the Buccaneers to a 3-1 record.
- x Anchored a Tampa Bay defense that topped the NFL in November by allowing just 75.3 rushing yards per game and 3.2 yards per carry.
- x Recorded at least eight tackles in all four November games, including a career-high 16 (14 solo tackles) in Week 9 and 14 (13 solo tackles) in Week 10. 19 of David's tackles were within three yards of the line of scrimmage or behind, including five for a loss and four for no gain.
- x Became the first Buccaneer to be named NFL Defensive Rookie of the Month.
- x Tied for seventh in the NFL and second among rookies in tackles.
- x Second in the NFL in solo tackles.
- x Ranked third in the league in tackles for loss behind only J.J. Watt and Von Miller. His 20 tackles for loss were the second-most ever by a rookie.
- x Started NFL debut vs. Carolina (9/9) and led the team with six tackles. Helped Buccaneers defense tie a franchise record for fewest rushing yards allowed in a game (10).
- x Started at the New York Giants (9/16) and recorded eight tackles, including two for loss.
- x Started at Dallas (9/23), notching five tackles, including one for loss.
- x Started vs. Washington (9/30) and led team with a career-high 14 tackles, including three for loss.

- x Led team with eight tackles, including one for loss, vs. Kansas City (10/14).
- x Led team with eight tackles, including two for loss, and one pass defended vs. New Orleans (10/21).
- x Posted Buccaneers rookie record with a career- and team-high 16 tackles, including two for loss, in win at Oakland (11/4).
- x Led team with 14 tackles, including one for loss, in win vs. San Diego (11/11).
- x Led team with nine tackles, including one for loss, in win at Carolina (11/18).
- x Tied for team lead with eight tackles, including one for loss against Atlanta (11/25).
- x Recorded first career interception when he picked off Peyton Manning at Denver (12/2). Also led team with 10 tackles, three tackles for loss and two passes defended.
- x Tied for team lead with nine tackles and registered first career sack vs. Philadelphia (12/9).
- x Led team with nine tackles, including one for loss, and a pass defended vs. St. Louis (12/23).
- x Posted six tackles, including one for loss, one sack, two quarterback hits and one pass defended in win at Atlanta (12/30).

COLLEGE/PERSONAL:

- x Started all 27 games he played in at Nebraska (2010-11), recording 285 tackles, 28 tackles for loss, 11.5 sacks, two interceptions, 12 passes defended, three forced fumbles and two fumbles recovered.
- x In 2011, earned first-team All-American honors from the American Football Coaches Association, CBS and ESPN.
- x Also earned first-team All-Big Ten accolades (coaches, media, ESPN.com, Yahoo.com, Phil Steele).
- x Was a finalist for the Butkus Award (Top Linebacker), semifinalist for the Chuck

- Bednarik Award (Top Defensive Player) and semifinalist for the Lott Trophy (Top Defensive IMPACT Player) in 2011.
- x Named the 2011 Butkus-Fitzgerald Big Ten Linebacker of the Year and Nebraska team MVP.
 - x 2011 Guy Chamberlin Award Winner for his play and contributions to the betterment of the University of Nebraska football team.
 - x As a senior, led Nebraska with 133 tackles and ranked third in the Big Ten in tackles per game.
 - x Also led Nebraska in tackles for loss (13.0), sacks (5.5), interceptions (2), forced fumbles (2) and fumble recoveries (2) in 2011.
 - x In 2010, set a school record with 152 tackles.
 - x His 285 career tackles rank fourth in school history, and most by a two-year player.
 - x Recorded a career-high 19 tackles in one game against South Dakota State, the seventh-most in school history.
 - x Was named first-team All-American (Rivals.com and CBS), unanimous first-team Big 12 and Big 12 Newcomer of the Year, as selected by the coaches, in 2010.
 - x Prior to his time at Nebraska, led Fort Scott Community College (Fort Scott, Kansas) to the Junior College National Championship Game, while ranking among the conference's leaders in tackles and tackles for loss.
 - x Was named Defensive MVP of the JUCO National Championship Game.
 - x Two-time first-team All-Jayhawk Conference selection and a Region VI All-American in 2009.
 - x During his first season at Fort Scott, led the Jayhawk Conference with 93 tackles.
 - x Majored in criminology and criminal justice.
 - x Attended Northwestern High School (Miami, Florida).
 - x Won back-to-back Florida state titles in 2006 and 2007, while finishing with undefeated records both years.
 - x Led students through football drills and promoted the importance of health and fitness for the opening of BUCS CARE School Fitness Zones at Foster Elementary in September 2012 and Sulphur Springs Elementary in December 2012.
 - x Visited youth at All Children's Hospital in St. Petersburg and sang holiday carols to residents at Westminster Palms retirement home in December 2012.
 - x Helped host a lunch for service members at Coast Guard Air Station Clearwater and visited veterans recovering from injury and illness at Bay Pines VA Hospital in November 2012.
 - x In June 2012, visited MacDill Air Force Base to tour a hurricane aircraft, witness a military dog training session, and thank civilian workers and active duty military for their service.
 - x Hosted an educational scavenger hunt for children from the Boys & Girls Clubs of Tampa Bay at Busch Gardens Tampa in June 2012.
 - x Signed autographs, handed out Buccaneers teddy bears, and greeted patients at St. Joseph's Children's Hospital in May 2012.
 - x Volunteered time while at Nebraska with team hospital visits and the Husker Heroes program.
 - x Son of Lynette David.
 - x Born Lavonte David on January 23, 1990, in Miami, Florida.

DAVID'S CAREER STATISTICS

YEAR	TEAM	TACKLES						INTERCEPTIONS						FUMBLES			ST TACKLES		
		GP	GS	TOT	SOLO	ASST	SK	YDS	NO	YDS	LG	TD	PD	FF	FR	YDS	T	S	A
2012	Tampa Bay	16	16	139	112	27	2.0	14.0	1	27	27	0	5	0	0	0	0	0	0
NFL Totals		16	16	139	112	27	2.0	14.0	1	27	27	0	5	0	0	0	0	0	0

DAVID'S GAME-BY-GAME STATISTICS

2012

DATE	OPP	TACKLES							INTERCEPTIONS					FUMBLES			TACKLES		
		T	S	A	TFL	SK	YDS	QH	NO	YDS	LG	TD	PD	FF	FR	YDS	T	S	A
Sept. 9	CAR	6	4	2	0	0.0	0.0	0	0	0	0	0	0	0	0	0	0	0	0
Sept. 16	@NYG	8	7	1	2	0.0	0.0	0	0	0	0	0	0	0	0	0	0	0	0
Sept. 23	@DAL	5	5	0	1	0.0	0.0	0	0	0	0	0	0	0	0	0	0	0	0
Sept. 30	WAS	14	12	2	3	0.0	0.0	0	0	0	0	0	0	0	0	0	0	0	0
Oct. 14	KC	8	5	3	1	0.0	0.0	0	0	0	0	0	0	0	0	0	0	0	0
Oct. 21	NO	8	6	1	2	0.0	0.0	0	0	0	0	0	1	0	0	0	0	0	0
Oct. 25	@MIN	2	1	1	0	0.0	0.0	0	0	0	0	0	0	0	0	0	0	0	0
Nov. 4	@OAK	16	14	2	2	0.0	0.0	0	0	0	0	0	0	0	0	0	0	0	0
Nov. 11	SD	14	13	1	1	0.0	0.0	0	0	0	0	0	0	0	0	0	0	0	0
Nov. 18	@CAR	9	6	3	1	0.0	0.0	0	0	0	0	0	0	0	0	0	0	0	0
Nov. 25	ATL	8	7	1	1	0.0	0.0	0	0	0	0	0	0	0	0	0	0	0	0
Dec. 2	@DEN	10	7	3	3	0.0	0.0	0	1	27	27	0	2	0	0	0	0	0	0
Dec. 9	PHI	9	7	2	0	1.0	0.0	2	0	0	0	0	0	0	0	0	0	0	0
Dec. 16	@NO	7	4	3	1	0.0	0.0	0	0	0	0	0	0	0	0	0	0	0	0
Dec. 23	STL	9	9	0	1	0.0	0.0	0	0	0	0	0	1	0	0	0	0	0	0
Dec. 30	@ATL	6	5	1	1	1.0	14.0	2	0	0	0	0	1	0	0	0	0	0	0
TOTALS		139	112	27	20	2.0	14.0	4	1	27	27	0	5	0	0	0	0	0	0

45

DOM DECICCO

LINEBACKER

HT: 6-4 WT: 230

DOB: 9/11/88

NFL: 3RD YEAR

ACQ: FA, 2013

COLLEGE: PITTSBURGH

**ACQUIRED BY BUCS:**

- × Signed by Tampa Bay on July 31, 2013 as a free agent.

ORIGINALLY ENTERED NFL:

- × Originally signed by the Chicago Bears as a college free agent on July 26, 2011.

CAREER HIGHLIGHTS:

- × Signed by Chicago on July 26, 2011.
- × Made his NFL debut against the Atlanta Falcons (9/11/11).
- × Played in all 16 games in 2011, recording 12 tackles and 17 special teams tackles.
- × Signed by Tampa Bay on July 31, 2013.

2012 HIGHLIGHTS:

- × Played in the final four games of the regular season for the Chicago Bears.

COLLEGE/PERSONAL:

- × Played 48 games with 36 starts at Pittsburgh (2007-2011), recording 244 tackles, 12 fumble recoveries, 12 pass break-ups 7.0 tackles for loss and 1.0 sack.
- × Earned First-Team All-Big East honors in 2011.
- × Served as team captain as a senior.
- × Awarded Second-Team All-Big East honors in 2010, playing as a strong safety.
- × Pittsburgh Post-Gazette WPIAL Class AAA Player of the Year in 2006 at Thomas Jefferson High School (Jefferson Hills, Pennsylvania).
- × Son of Dominic and Debbie DeCicco
- × Born Dominic John DeCicco on September 11, 1988 in Jefferson Hills, Pennsylvania.

DECICCO'S CAREER STATISTICS

YEAR	TEAM	TACKLES							INTERCEPTIONS					FUMBLES			ST TACKLES		
		GP	GS	TOT	SOLO	ASST	SK	YDS	NO	YDS	LG	TD	PD	FF	FR	YDS	T	S	A
2011	Chicago	16	12	11	1	0	0.0	0.0	0	0	0	0	0	0	0	0	-	-	-
2012	Chicago	4	0	0	0	0	0.0	0.0	0	0	0	0	0	0	0	0	-	-	-
NFL Totals		20	12	11	1	0	0.0	0.0	0	0	0	0	0	0	0	0	-	-	-

DECICCO'S GAME-BY-GAME STATISTICS

2012 (W/CHICAGO)

DATE	OPP	TACKLES							INTERCEPTIONS						FUMBLES			TACKLES					
		T	S	A	TFL	SK	YDS	QH	NO	YDS	LG	TD	PD	FF	FR	YDS	T	S	A				
Sept. 9	IND								Not With Team														
Sept. 13	@GB								Not With Team														
Sept. 23	STL								Not With Team														
Oct. 1	@DAL								Not With Team														
Oct. 7	@JAX								Not With Team														
Oct. 22	DET								Not With Team														
Oct. 28	CAR								Not With Team														
Nov. 4	@TEN								Not With Team														
Nov. 11	HOU								Not With Team														
Nov. 19	@SF								Not With Team														
Nov. 25	MIN								Not With Team														
Dec. 2	SEA								Not With Team														
Dec. 9	@MIN	1	0	0	0	0	0	0	0	0	0	0	0	0	0	0	-	-	-				
Dec. 16	GB	1	0	0	0	0	0	0	0	0	0	0	0	0	0	0	-	-	-				
Dec. 23	@Ari	1	0	0	0	0	0	0	0	0	0	0	0	0	0	0	-	-	-				
Dec. 30	@DET	1	0	0	0	0	0	0	0	0	0	0	0	0	0	0	-	-	-				
TOTALS		4	0	0	0	0	0	0	0	0	0	0	0	0	0	0	-	-	-				

2011 (W/CHICAGO)

DATE	OPP	TACKLES							INTERCEPTIONS					FUMBLES			TACKLES		
		T	S	A	TFL	SK	YDS	QBP	NO	YDS	LG	TD	PD	FF	FR	YDS	T	S	A
Sept. 11	ATL	1	0	1	0	1	0.0	0.0	0	0	0	0	0	0	0	0	-	-	-
Sept. 18	at NO	1	0	1	1	0	0.0	0.0	0	0	0	0	0	0	0	0	-	-	-
Sept. 25	GB	1	0	1	1	0	0.0	0.0	0	0	0	0	0	0	0	0	-	-	-
Oct. 2	CAR	1	0	0	0	0	0.0	0.0	0	0	0	0	0	0	0	0	-	-	-
Oct. 10	at DET	1	0	2	2	0	0.0	0.0	0	0	0	0	0	0	0	0	-	-	-
Oct. 16	MIN	1	0	0	0	0	0.0	0.0	0	0	0	0	0	0	0	0	-	-	-
Oct. 23	at TB	1	0	2	2	0	0.0	0.0	0	0	0	0	0	0	0	0	-	-	-
Nov. 7	at PHI	1	0	1	1	0	0.0	0.0	0	0	0	0	0	0	0	0	-	-	-
Nov. 13	DET	1	0	0	0	0	0.0	0.0	0	0	0	0	0	0	0	0	-	-	-
Nov. 20	SD	1	0	2	2	0	0.0	0.0	0	0	0	0	0	0	0	0	-	-	-
Nov. 27	at OAK	1	0	0	0	0	0.0	0.0	0	0	0	0	0	0	0	0	-	-	-
Dec. 4	KC	1	0	2	2	0	0.0	0.0	0	0	0	0	0	0	0	0	-	-	-
Dec. 11	at DEN	1	0	0	0	0	0.0	0.0	0	0	0	0	0	0	0	0	-	-	-
Dec. 18	SEA	1	0	0	0	0	0.0	0.0	0	0	0	0	0	0	0	0	-	-	-
Dec. 25	at GB	1	0	0	0	0	0.0	0.0	0	0	0	0	0	0	0	0	-	-	-
Jan. 1	at MIN	1	0	0	0	0	0.0	0.0	0	0	0	0	0	0	0	0	-	-	-
TOTALS		16	0	12	11	1	0.0	0.0	0	0	0	0	0	0	0	0	-	-	-

28

JEFF DEMPS

RUNNING BACK

HT: 5-7 WT: 191

DOB: 1/8/90

NFL: 1ST YEAR

ACQ: T(NE), 2013

COLLEGE: FLORIDA

**ACQUIRED BY BUCS:**

- x Joined Tampa Bay on April 27, 2013 in a trade with the New England Patriots.

ORIGINALLY ENTERED NFL:

- x Originally entered the NFL as a college free agent with the New England Patriots on August 17, 2013.

CAREER HIGHLIGHTS:

- x Appeared in two preseason games, recording nine rushes for 56 yards (6.2 avg.) and three receptions for 31 yards (10.3 avg.).

2012 HIGHLIGHTS:

- x Placed on Injured Reserve on August 31, 2012.

COLLEGE/PERSONAL:

- x Played in 51 games with 27 starts at Florida (2008-11), recording 367 rushes for 2,470 yards (6.7 avg.) and 23 touchdowns, while also adding 57 receptions for 481 yards and one touchdown.

- x A dynamic kick returner, Demps returned 21 kicks for 604 yards and one touchdown.
- x Finished his career as the eighth all-time scorer in Florida history.
- x A four-year letterman on the University of Florida men's track team.
- x The only Florida athlete to win a national championship in multiple sports (2009 football national championship and four indoor and outdoor track championships).
- x A member of the 2012 U.S. Olympic 4x100 meter relay team that won the silver medal.
- x Born Jeff Demps on January 8, 1990 in Groveland, Florida.


DEMPS' CAREER STATISTICS

YEAR	TEAM	GP	GS	RUSHING					TD	RECEIVING				
				ATT	YDS	AVG	LG			NO	YDS	AVG	LG	TD
2012	New England								Injured Reserve					
NFL Totals														

46

ANDREW DEPAOLA

LONG SNAPPER
 HT: 6-2 WT: 230
 DOB: 7/28/87
 NFL: 1ST YEAR
 ACQ: FA, 2013
 COLLEGE: RUTGERS

**ACQUIRED BY BUCS:**

- x Signed by Tampa Bay on August 6, 2012 as a free agent.

CAREER HIGHLIGHTS:

- x Signed by Tampa Bay on August 6, 2012.

2012 HIGHLIGHTS:

- x Spent three games on the Buccaneers' practice squad.

COLLEGE/PERSONAL:

- x Played in 39 games during his career for the Scarlet Knights (2005-09), including every game his final three seasons.
- x Recorded five tackles, including three solo tackles during the 2009 season.
- x Recorded two tackles against University of Central Florida in St. Petersburg Bowl (12/19/09).
- x Executed a fake field goal, resulting in a touchdown, against the University of South Florida (10/18/07).

- x Served as primary holder during field goals in 2007.
- x Lettered during both the 2007 and 2009 seasons.
- x Redshirted the 2005 season.
- x Three-year starting quarterback at Herford High (Parkton, Maryland).
- x Threw for 2,092 yards and 22 touchdowns as a senior, completing 68 percent of his passes.
- x Earned All-Metro and All-State honors as a senior. Also earned All-County honors two times.
- x Named Baltimore County Offensive Player of the Year by the Baltimore Sun.
- x Played in the Good Samaritan Bowl at the Naval Academy following his senior season.
- x Also earned All-Metro honors as a baseball player, batting .527 with a 3-1 record as starting pitcher as a senior.
- x Born Andrew DePaola on July 28, 1987, in Parkton, Maryland.

3

DEREK DIMKE

KICKER
HT: 6-0 WT: 180
DOB: 4/16/90
NFL: 1ST YEAR
ACQ: FA, 2013
COLLEGE: ILLINOIS

**ACQUIRED BY BUCS:**

- x Signed by Tampa Bay on June 4, 2013, as a free agent.

ORIGINALLY ENTERED NFL:

- x Originally entered the NFL as a college free agent with the Detroit Lions on May 10, 2012.

CAREER HIGHLIGHTS:

- x Signed by Detroit on May 10, 2012.
- x Released by the Lions on August 27, 2012.

2012 HIGHLIGHTS:

- x Played in three preseason games, connecting on his only two field goal attempts of 31 and 40 yards. Also made 3-of-3 extra points.
- x Averaged 62.2 yards per kick on six kick-offs.

COLLEGE/PERSONAL:

- x Was a four-year letterman at Illinois (2008-11), connecting on 39-of-46 field goals (84.8 percent) and all 89 extra points attempted.
- x Finished career as all-time leader in field goal accuracy (84.8 percent) and most extra point attempts without a miss (89).
- x Recorded 13 tackles over four seasons.
- x Led team with 64 points in 2011 and was the recipient of the team's Outstanding Special Teams Award.
- x Received All-Big Ten honorable mention honors by coaches and media as a senior.
- x Prior to 2011 season, named to Lou Groza Award watch list, Phil Steele's preseason

first-team All-Big Ten and Athlon Sports' preseason first-team All-Big Ten.

- x Made 24 field goals and 43 extra points in 2010, scoring 115 points, ranking fourth in the Big Ten and second on the all-time Illinois season scoring list. His 24 made field goals were a school record and his 43 extra points were the second-most in school history.
- x Named first-team All-Big Ten by Phil Steele, second-team All-Big Ten by coaches and honorable mention by media.
- x Connected on a career-long 52-yard field goal against Missouri as a junior, which ranks as the sixth-longest field goal in school history.
- x Named a Lou Groza Award Star of the Week for matching a career high with 15 points on six extra points and three field goals, all over 40 yards, following game against Michigan.
- x Took over kickoff duties midway through freshman year, averaging 61.4 yards per kick.
- x Majored in finance.
- x Attended Boylan High School (Rockford, Illinois).
- x Ranked as the 13th-best kicker in the nation by Scout.com.
- x Holds the Illinois state playoff record with a 54-yard field goal.
- x Was named as a Northern Illinois All-Area selection, second-team All-State by the Chicago Tribune and was All-Conference in Northern Illinois Conference-10.
- x Son of Tim and Debra Dimke.
- x Born Derek Dimke on April 16, 1990 in Rockford, Illinois.

69

DEMAR DOTSON**TACKLE****HT: 6-9 WT: 315****DOB: 10/11/85****NFL: 5TH YEAR****ACQ: FA, 2009****COLLEGE: SOUTHERN MISS****ACQUIRED BY BUCS:**

- x Signed by Tampa Bay on May 4, 2009 as a college free agent.

CAREER HIGHLIGHTS:

- x Played in 38 career games with 17 starts, all with the Buccaneers.
- x Recorded first career start vs. New Orleans (11/6/11).
- x Made NFL debut against Green Bay (11/8/09), playing on special teams.

2012 HIGHLIGHTS:

- x Played in all 16 games on the season, recording 15 consecutive starts from Week 2 through Week 17.
- x Against Kansas City (10/14), helped the offense to 463 yards and recorded a fumble recovery.
- x Helped the offense to 513 yards of total offense vs. New Orleans (10/21), the third-most yards in team history and the most in a home game.
- x At Minnesota (10/25), helped the offense to 416 yards, which marked the first time in franchise history that the Buccaneers recorded three consecutive games with 400-plus yards offensively.
- x Helped the offense to 515 yards from scrimmage at Oakland (11/4), the second-most total yards in team history.

COLLEGE/PERSONAL:

- x Played first season of football in 2008 after spending the previous two seasons (2006-07) as a member of the Southern Miss basketball team.

- x Appeared in six games on the defensive line and started in the season finale against SMU.
- x Saw action in 29 games for Golden Eagles basketball team in 2007, making nine starts.
- x Majored in coaching and sports administration.
- x Traveled to Costa Rica on a mission trip in March 2012 to promote the game of football and lend support to underprivileged communities.
- x Helped surprise 30 families with tickets, gift cards and a shopping spree for the team's 4th and 5th annual Day of Giving events in December 2010 and 2011.
- x Helped sponsor "Turkey Time with the O-Line," a Thanksgiving program sponsored by the offensive line, which provided 600 meals in 2009 and 650 meals in 2011, and 700 meals in 2012 for local needy families.
- x In honor of the NFL's Play 60 initiative and Hispanic Heritage Month, taught football drills and spoke on the importance of living healthy at West Tampa Elementary School in September 2011.
- x Visited Metropolitan Ministries to entertain children at the after-school program and volunteer for its family support services in November 2009.
- x Enjoyed arts, crafts and haunted houses with children for the Buccaneers' second annual Halloween Celebration in October 2009.
- x Born Demar Dotson on October 11, 1985 in Alexandria, Louisiana.

DOTSON'S CAREER STATISTICS

Games/Starts: TB: 2009: 9/0; 2010: Injured Reserve; 2011: 13/2; 2012: 16/15

Career Totals: 38/17

P=Playoffs

89

DAVID DOUGLAS

WIDE RECEIVER


HT: 6-1 WT: 205

DOB: 6/27/89

NFL: 2ND YEAR

ACQ: FA, 2012

COLLEGE: ARIZONA

**ACQUIRED BY BUCS:**

- x Signed by Tampa Bay on November 22, 2012, from the New York Giants practice squad.

ORIGINALLY ENTERED NFL:

- x Originally entered the NFL as a college free agent with the New York Giants on May 11, 2012.

CAREER HIGHLIGHTS:

- x Signed to the New York Giants practice squad on September 1, 2012.
- x Signed to the Tampa Bay Buccaneers active roster on November 22, 2012.
- x Made NFL and Buccaneer debut at Atlanta (12/30).

COLLEGE/PERSONAL:

- x A two-year starter who played in 49 games at the University of Arizona, finishing his career with 151 receptions for 1,542 yards and 11 touchdowns, while also adding one rushing touchdown.
- x Caught 65 passes for 666 yards and four touchdowns during his senior season.
- x 2010 Honorable Mention All-Pac-10 selection.
- x Majored in communications.
- x Attended McKinney North High School (McKinney, Texas).
- x Born David Douglas on June 27, 1989 in McKinney, Texas.

DOUGLAS' CAREER STATISTICS

YEAR	TEAM	GP	GS	RECEIVING					RUSHING				
				NO	YDS	AVG	LG	TD	ATT	YDS	AVG	LG	TD
2012	Tampa Bay	1	0	0	0	-	-	0	0	0	-	-	0
NFL Totals		1	0	0	0	-	-	0	0	0	-	-	0

DOUGLAS'S GAME-BY-GAME STATISTICS**2012**

DATE	OPP	NO	YDS	RECEIVING				ATT	YDS	RUSHING			
				AVG	LG	TD				AVG	LG	TD	
Sept. 5	DAL(NYG)												
Sept. 16	TB (NYG)												
Sept. 20	@CAR(NYG)												
Sept. 30	@PHI(NYG)												
Oct. 7	CLE (NYG)												
Oct. 14	@SF(NYG)												
Oct. 21	WAS(NYG)												
Oct. 28	@DAL(NYG)												
Nov. 4	PIT(NYG)												
Nov. 11	@CIN (NYG)												
Nov. 25	ATL												
Dec. 2	@DEN												
Dec. 9	PHI												
Dec. 16	@NO												
Dec. 23	STL												
Dec. 30	@ATL	0	0	-	-	0		0	0	-	-	0	
TOTALS		0	0	-	-	0		0	0	-	-	0	

48

ANDREW ECONOMOS

LONG SNAPPER
HT: 6-1 WT: 250
DOB: 6/24/82
NFL: 8TH YEAR
ACQ: FA, 2006
COLLEGE: GEORGIA TECH

**ACQUIRED BY BUCS:**

- x Signed by Tampa Bay on September 13, 2006 as a free agent.

ORIGINALLY ENTERED NFL:

- x Originally entered the NFL as a college free agent with the Jacksonville Jaguars on April 24, 2005.

CAREER HIGHLIGHTS:

- x Long snapper who has played in 92 career games and one postseason contest.
- x Has totaled 30 career special teams tackles and one forced fumble.
- x Buccaneers special teams captain in 2010 and 2012.
- x Tied for seventh on the team in 2010 with nine special teams tackles.
- x Had a career-high three special teams tackles at Washington (12/12/10).

2012 HIGHLIGHTS:

- x Elected special teams captain.
- x Recorded one special teams tackle at Dallas (9/23).
- x Registered one special teams tackle at Minnesota (10/26).
- x Posted one special teams tackle in win vs. San Diego (11/11).
- x Notched special teams tackle at Denver (12/2).
- x Recorded special teams tackle vs. Philadelphia (12/9).
- x Registered special teams tackle at Atlanta (12/30).

COLLEGE/PERSONAL:

- x Three-year letterman as Georgia Tech's long snapper on punts and kicks, posting 19 special teams tackles.
- x Two-time member of the Atlantic Coast Conference honor roll.
- x Graduated with a degree in business management.

- x Sponsors the "Economos' Entourage" Front Row Fans section to provide a special gameday experience at Raymond James Stadium for local charities.
- x Along with Connor Barth and Michael Koenen, hosted the inaugural "Special Teams Santas" outreach initiative, shopping for and then donating more than \$6,000 in holiday gifts for the All Children's Hospital "Wonderland" toy drive.
- x Supported the Buccaneers "Wall of Hope" celebration in September 2012 by hosting pediatric cancer patients at One Buccaneer Place for a ceremonial event to raise awareness for the Pediatric Cancer Foundation.
- x Honorary Chair and title sponsor for the Johnny Ferlita Memorial Fishing Tournament, benefitting the Pediatric Cancer Foundation, in May 2009, 2010, 2011 and 2012.
- x Distributed 400 Thanksgiving meals to underprivileged families with former teammate Ryan Nece in November 2010 and 2011.
- x Served as a celebrity escort to young women fighting cancer in the Fashion Funds the Cure fashion show to benefit the Pediatric Cancer Foundation in March 2010, 2011 and 2012.
- x Attended the annual Buccaneers Holiday Party with the Children's Cancer Center to sign autographs, take pictures and participate in arts and crafts in December 2009.
- x Visited Sligh Middle School to lead students in football drills and speak on the importance of living healthy to kick off the Buccaneers' Play 60 Challenge in November 2009.
- x Participated in the second annual Buccaneers Day of Giving, surprising 30 needy families with holiday gifts, tickets, and a shopping spree in December 2008.
- x Three-year letterman in football, basketball and baseball at Marist High School (Atlanta, Georgia).
- x Born Andrew John Economos on June 24, 1982 in Atlanta.

ECONOMOS' CAREER STATISTICS

Games/Starts: TB: 2006: 3/0; 2007: 16/0 (P:1/0); 2008: 16/0; 2009: 16/0; 2010: 16/0; 2011: 6/0; 2012: 16/0
Career Totals: 92/0 (P: 1/0)

P=Playoffs

ADDITIONAL STATS

Special Teams Forced Fumbles: 1 – 1 in 2010

59

MASON FOSTER**LINEBACKER****HT: 6-1 WT: 241****DOB: 3/1/89****NFL: 3RD YEAR****ACQ: D3, 2011****COLLEGE: WASHINGTON****ACQUIRED BY BUCS:**

- x Selected in the third round (84th overall) of the 2011 NFL Draft by the Buccaneers.

CAREER HIGHLIGHTS:

- x Owns most career tackles among players who entered the league in 2011. Has led his class in both 2011 and 2012.
- x Led NFL rookies in tackles with 126, the third-most ever by a Buccaneers rookie (Hugh Green, Lavonte David).
- x Made NFL debut vs. Detroit (9/11/11).
- x Made first NFL start at middle linebacker at Minnesota (9/18/11) and recorded a team-high 13 tackles, including one for loss, and his first career sack and forced fumble.
- x Finalist for Pepsi Rookie of the Week following Week 2 performance at Minnesota.
- x Registered first NFL fumble recovery at San Francisco (10/9/11).
- x Grabbed first career interception at Jacksonville (12/11/11).

2012 HIGHLIGHTS:

- x Started season opener vs. Carolina (9/9), recording six tackles, including a career-high three for loss. Helped Buccaneers defense tie a franchise record for fewest rushing yards allowed in a game (10).
- x Started at the New York Giants (9/16) recording a team and season-high 13 tackles, including two for loss, and one interception. Second-quarter interception of Eli Manning was the second of his career.
- x Started at Dallas (9/23) and led team with seven tackles on defense, including two for loss, and one special teams tackle. Key cog in limiting Dallas rush offense to 38 yards on 23 attempts (1.7 avg.).
- x Started vs. Washington (9/30), recording 10 tackles.
- x Had five tackles, including one for loss, vs. New Orleans (10/21).

- x Recorded five tackles, including one for loss, one sack and one fumble recovery at Minnesota (10/26).
- x Posted five tackles, including one for loss and one sack in win vs. San Diego (11/11).
- x Registered five tackles, including one for loss, in win at Carolina (11/18).
- x Posted six tackles, including one for loss, vs. Atlanta (11/25).
- x Notched six tackles on defense and one on special teams at New Orleans (12/16).
- x Recorded four tackles, including one for loss, vs. St. Louis (12/23).
- x Registered 12 tackles in win at Atlanta (12/30).

COLLEGE/PERSONAL:

- x Started 41-of-50 games at Washington (2007-10), totaling 378 tackles, including 241 solo tackles, 38.5 TFL, 10.5 sacks, 15 passes defended, eight forced fumbles, four fumble recoveries, one blocked kick, and four interceptions, including one for a touchdown.
- x Served as a team captain in 2010, starting all 13 games.
- x His 163 tackles in 2010 ranked first in the Pac-10 and second in the nation, while his career 378 tackles rank him eighth in Washington history.
- x Named Defensive MVP of the 2010 Holiday Bowl win over Nebraska with 12 total tackles, including 3.0 tackles for loss and 2.0 sacks.
- x Invited to play in the 2011 Senior Bowl.
- x Named first-team All-America by Scout.com and Rivals.com, in addition to being named first-team All-Pac-10 and Associated Press third-team honors his senior season.
- x Set a school record and led the Pac-10 with six forced fumbles in 2009, the third-most in the nation.

- x Named the Huskies' Defensive MVP as a sophomore, after leading the Pac-10 in tackles per game with 8.75 and earning Washington defensive player of the week honors four times throughout the season.
- x One of seven true freshmen to see action in 2007, playing in all 13 games and starting four.
- x Majored in American ethnic studies.
- x Attended Seaside High School (Seaside, California).
- x In 2006, led Seaside to a 12-1 overall record, 5-0 league record, Monterey Bay league title and CIF Central Coast Section small school state championship.
- x Played linebacker, picking up quarterback duties midway through his senior season and finishing the year having completed 68-of-105 passes for 951 yards and 12 touchdowns, 105 carries for 657 yards and 11 touchdowns, one receiving touchdown, 158 tackles, 8.0 sacks and five interceptions.
- x Named the Monterey County player of the year by the Monterey Herald, defensive player of the year by the Salinas Californian, an All-Central Coast Section first-team linebacker by the San Jose Mercury News, and CalHiSports all-state first-team in 2006.
- x Led students through football drills and promoted the importance of health and fitness for the opening of the BUCS CARE

School Fitness Zone at Sulphur Springs Elementary in December 2012.

- x Signed autographs and interacted with fans during the team's annual Kickoff Party, presented by Miller Lite, in September 2011.
- x Joined Buccaneers teammates and more than 100 UnitedHealthcare employees to pack food boxes at Feeding America Tampa Bay in September 2011 and December 2012.
- x Helped teach football drills and spoke on the importance of living a healthy lifestyle to South London school students in October 2011.
- x Greeted fans at the International Series Fan Rally event at Trafalgar Square, London in October 2011.
- x Distributed candy, signed autographs and played games with over 700 underprivileged children at Lowry Park Zoo for the team's annual Halloween Celebration in October 2011.
- x Visited patients at All Children's Hospital and sang Christmas carols to residents of Westminster Palms Retirement Home in December 2011.
- x Son of William and Margarette Foster.
- x Born Mason Foster on March 1, 1989, in Seaside, California.

FOSTER'S CAREER STATISTICS

YEAR	TEAM	GP	GS	TACKLES				SK	YDS	INTERCEPTIONS					FUMBLES				ST TACKLES		
				TOT	SOLO	ASST				NO	YDS	LG	TD	PD	FF	FR	YDS	T	S	A	
2011	Tampa Bay	16	15	126	74	52	2.0	13.0	1	0	0	0	2	1	1	0	1	1	0		
2012	Tampa Bay	16	16	104	80	24	2.0	14.0	1	0	0	0	1	0	1	4	2	2	0		
NFL Totals		32	31	230	154	76	4.0	27.0	2	0	0	0	3	1	2	4	3	3	0		

FOSTER’S GAME-BY-GAME STATISTICS

2012																			
DATE	OPP	TACKLES							INTERCEPTIONS					FUMBLES			ST TACKLES		
		T	S	A	TFL	SK	YDS	QB	NO	YDS	LG	TD	PD	FF	FR	YDS	T	S	A
Sept. 9	CAR	6	6	0	3	0.0	0.0	0	0	0	0	0	0	0	0	0	0	0	0
Sept. 16	@NYG	13	12	1	2	0.0	0.0	0	1	0	0	0	1	0	0	0	0	0	0
Sept. 23	@DAL	7	6	1	2	0.0	0.0	0	0	0	0	0	0	0	0	0	1	1	0
Sept. 30	WAS	10	7	3	0	0.0	0.0	1	0	0	0	0	0	0	0	0	0	0	0
Oct. 14	KC	7	5	2	0	0.0	0.0	0	0	0	0	0	0	0	0	0	0	0	0
Oct. 21	NO	5	4	1	1	0.0	0.0	0	0	0	0	0	0	0	0	0	0	0	0
Oct. 25	@MIN	5	3	2	1	1.0	10.0	1	0	0	0	0	0	0	1	4	0	0	0
Nov. 4	@OAK	5	3	2	0	0.0	0.0	0	0	0	0	0	0	0	0	0	0	0	0
Nov. 11	SD	5	2	3	1	1.0	4.0	1	0	0	0	0	0	0	0	0	0	0	0
Nov. 18	@CAR	5	3	2	1	0.0	0.0	0	0	0	0	0	0	0	0	0	0	0	0
Nov. 25	ATL	6	4	2	1	0.0	0.0	0	0	0	0	0	0	0	0	0	0	0	0
Dec. 2	@DEN	5	5	0	0	0.0	0.0	0	0	0	0	0	0	0	0	0	0	0	0
Dec. 9	PHI	3	2	1	0	0.0	0.0	0	0	0	0	0	0	0	0	0	0	0	0
Dec. 16	@NO	6	3	3	0	0.0	0.0	0	0	0	0	0	0	0	0	0	1	1	0
Dec. 23	STL	4	4	0	1	0.0	0.0	1	0	0	0	0	0	0	0	0	0	0	0
Dec. 30	@ATL	12	11	1	0	0.0	0.0	0	0	0	0	0	0	0	0	0	0	0	0
TOTALS		104	80	24	13	2.0	14.0	4	1	0	0	0	0	0	1	4	2	2	0

2011																			
DATE	OPP	TACKLES							INTERCEPTIONS					FUMBLES			ST TACKLES		
		T	S	A	TFL	SK	YDS	QB	NO	YDS	LG	TD	PD	FF	FR	YDS	T	S	A
Sept. 11	DET	8	6	2	0	0.0	0.0	0	0	0	0	0	0	0	0	0	1	1	0
Sept. 18	@MIN	13	10	3	1	1.0	6.0	0	0	0	0	0	0	1	0	0	0	0	0
Sept. 25	ATL	6	4	2	1	1.0	7.0	1	0	0	0	0	0	0	0	0	0	0	0
Oct. 3	IND	7	5	2	0	0.0	0.0	1	0	0	0	0	0	0	0	0	0	0	0
Oct. 9	@SF	5	2	3	0	0.0	0.0	1	0	0	0	0	0	0	1	0	0	0	0
Oct. 16	NO	3	1	2	0	0.0	0.0	0	0	0	0	0	0	0	0	0	0	0	0
Oct. 23	CHI	0	0	0	0	0.0	0.0	0	0	0	0	0	0	0	0	0	0	0	0
Nov. 6	@NO	14	9	5	0	0.0	0.0	0	0	0	0	0	0	0	0	0	0	0	0
Nov. 13	HOU	10	5	5	0	0.0	0.0	0	0	0	0	0	0	0	0	0	0	0	0
Nov. 20	@GB	7	4	3	0	0.0	0.0	0	0	0	0	0	0	0	0	0	0	0	0
Nov. 27	@TEN	6	5	1	1	0.0	0.0	0	0	0	0	0	1	0	0	0	0	0	0
Dec. 4	CAR	9	3	6	1	0.0	0.0	1	0	0	0	0	0	0	0	0	0	0	0
Dec. 11	@JAC	11	7	4	0	0.0	0.0	0	1	0	0	0	1	0	0	0	0	0	0
Dec. 17	DAL	15	5	10	0	0.0	0.0	0	0	0	0	0	0	0	0	0	0	0	0
Dec. 24	@CAR	6	4	2	0	0.0	0.0	0	0	0	0	0	0	0	0	0	0	0	0
Jan. 1	@ATL	6	4	2	1	0.0	0.0	0	0	0	0	0	0	0	0	0	0	0	0
TOTALS		126	74	52	5	2.0	13.0	3	1	0	0	0	2	1	1	0	1	1	0

5

JOSH FREEMAN**QUARTERBACK****HT: 6-6 WT: 248****DOB: 1/13/88****NFL: 5TH YEAR****ACQ: D1, 2009****COLLEGE: KANSAS STATE****ACQUIRED BY BUCS:**

- x Selected in the first round (17th overall) of the 2009 NFL Draft by the Buccaneers.

CAREER HIGHLIGHTS:

- x Highest quarterback selected by the Buccaneers since Trent Dilfer in the first round (sixth overall) of the 1994 NFL Draft.
- x Has 10 fourth-quarter/OT comeback victories.
- x Three-time team captain, earning the honor in 2010, 2011 and 2012.
- x Made NFL debut in the fourth quarter against New England (10/25/09).
- x Made first career start against Green Bay (11/8/09) and led team to first victory of season after trailing by 11 points in the fourth quarter.
- x Tied single-game Buccaneer record with three touchdown passes against Green Bay (11/8/09).
- x In 2010, was twice awarded FedEx Air Player of the Week honors, twice awarded NFC Offensive Player of the Week honors, and was named a finalist for the NFLPA PULSE Emerging Player Award.
- x Finished the 2010 season third in the NFC and eighth in the NFL in fourth-quarter passer rating (97.4), second in the NFC and tied for fifth in the NFL for fewest interceptions thrown (6), and sixth in the NFL in third-down passer rating (91.9).
- x His 364 rushing yards in 2010 ranked second among all quarterbacks for the season.
- x Recorded 25 touchdown passes in 2010, the second-most touchdown passes in a single season in team history, and finished with 13 consecutive games throwing a touchdown, the most in team history.
- x His performance in 2010 ranked him as only the second quarterback under the age of 23 in NFL history to throw six or fewer interceptions in a season with 200+ attempts (last Dan Marino, 1983) and the

first quarterback under the age of 23 to lead his team to a 10-win season since Ben Roethlisberger in 2004.

- x Twice awarded FedEx Air Player of the Week honors in 2010, following his performance vs. Seattle in Week 16 and at New Orleans in Week 17.
- x Twice named NFC Offensive Player of the Week in 2010: for his play in Week 5 vs. Cincinnati and in Week 17 at New Orleans.
- x Named a finalist for the NFLPA PULSE Emerging Player Award in 2010.
- x In 2012, became the Buccaneers' all-time leader in touchdown passes (78, 2009-12) and set the record for most touchdown passes in a single season in team history (27).
- x Threw for 4,065 yards during 2012, becoming the first Tampa Bay quarterback to record 4,000 yards in a single season.

2012 HIGHLIGHTS:

- x Named a team captain for the 2012 season.
- x Finished vs. Kansas City (10/14) 15-of-26 for 328 yards, three touchdowns and one interception, for a 124.7 passer rating.
- x Recorded a career-high 420 yards passing vs. New Orleans (10/21), the third-most passing yards in team history.
- x With 420 yards vs. New Orleans (10/21) and 328 yards vs. Kansas City (10/14), Freeman's became the first Buccaneer to have back-to-back 300-plus yard passing games since Vinny Testaverde (336, 10/29/89 at Cincinnati and 370, 11/5/89 vs. Cleveland).
- x Finished 19-of-36 for 262 yards passing, three touchdowns and no interceptions at Minnesota (10/25), where he became the first Buccaneer in franchise history to throw three or more touchdown passes in three consecutive games.
- x At Oakland (11/4), threw for 247 yards and two touchdowns with no interceptions while completing 18 of 30 attempts, for

a passer rating of 108.6, his fourth consecutive game with a rating over 100.

- x Became the first quarterback in team history to record a passer rating of over 100 in five consecutive games when he finished vs. San Diego (11/11) 20-14-210 with two touchdowns and no interceptions for a 137.5 rating.
- x At Carolina (11/11), helped engineer the tenth fourth-quarter/OT comeback victory of his career, rallying the Buccaneers from a 21-10 fourth-quarter deficit to win 27-21 in overtime.

2011 HIGHLIGHTS:

- x Named a team captain for the 2011 season.
- x Started all 15 games in which he played, finishing with 346 completions on 551 attempts for 3,592 yards, with 16 touchdowns and 22 interceptions.
- x His 3,592 passing yards on the season marked the second-most in a single season in franchise history.
- x In the season opener vs. Detroit (9/11), recorded 28 completions, a career high, on 43 attempts for 259 yards.
- x Engineered the eighth fourth-quarter/OT comeback win of his career at Minnesota (9/18), where he led the team to victory from a 17-point deficit, tying for the second-largest comeback in team history.
- x Recorded the first rushing touchdown of his career vs. Atlanta (9/25).
- x Against Indianapolis (10/3), threw for 287 yards on 39 attempts and 25 completions, while adding one touchdown passing and another rushing.
- x Recorded the second 300-yard passing performance of his career vs. New Orleans (10/16), finishing with 23 completions on 41 attempts for 303 yards and two touchdowns, including a career-long 65-yard pass for a touchdown.
- x Completed the day at New Orleans (11/6) going 27-of-37 for 281 yards and one touchdown, for a rating of 103.5.
- x At Green Bay (11/20), threw for 342 yards, recording two touchdowns and marking the second-most passing yards against the Packers by a Buccaneer.
- x Recorded the third rushing touchdown of both the season and his career at Jacksonville (12/11), on a 13-yard scramble.
- x At Carolina, finished 28-of-38 for 274 yards, including one touchdown passing and one touchdown rushing.

COLLEGE/PERSONAL:

- x First-ever quarterback drafted in the first round out of Kansas State and just the fifth Wildcat overall to be selected in the first round.
- x Entered NFL Draft after his junior season at Kansas State.
- x Started 32-of-35 games during collegiate career.
- x His 8,078 yards passing shattered the previous school career-record of 6,208 yards by Lynn Dickey (1968-70).
- x His 680 pass completions also broke Dickey's old KSU all-time mark of 501, and his 1,151 pass attempts surpassed Dickey's previous record of 994 attempts.
- x Threw for 44 touchdowns, setting a new KSU career record.
- x His career pass completion percentage of 59.0 is tops in KSU history.
- x Gained 8,421 yards in total offense, topping the old school career-record of 7,917 yards by Eli Roberson (2000-03).
- x Became the first player in school annals to register over 3,000 yards in total offense twice in a career (3,313 yards in 2007; 3,349 in 2008).
- x All-Big 12 Conference honorable mention in 2007.
- x Freshman All-American selection by The Sporting News in 2006.
- x Majored in business administration.
- x Received a four-star prospect rating from both Rivals.com and Scout.com, throwing for over 7,000 yards during his high school career.
- x Rivals.com rated him the fourth-best pro-style quarterback in the nation and was rated ninth in the prep ranks at his position by Prep Star.
- x Sponsors the "Freeman's Frontline" Front Row Fans section to provide a special gameday experience at Raymond James Stadium for local charities.
- x Supported the Buccaneers "Wall of Hope" celebration in September 2012 by hosting pediatric cancer patients at One Buccaneer Place for a ceremonial event to raise awareness for the Pediatric Cancer Foundation.
- x Helped present a \$100,000 grant in September 2012 to build Tampa Bay Buccaneers Field in Clearwater's North Greenwood community, where Freeman and teammates also led local youths through football drills.

- x Served as a celebrity escort to young women fighting cancer in the Fashion Funds the Cure fashion show to benefit the Pediatric Cancer Foundation in February 2012.
- x Visited James A. Haley VA Hospital to host an ice cream social for patients in honor of Veterans Day in November 2011.
- x Visited MacDill Air Force Base in Tampa along with LeGarrette Blount, Geno Hayes and GM Mark Dominik for a military appreciation rally in honor of Veterans Day in November 2010.
- x Greeted fans at the Buccaneers' Official Season Kickoff Party presented by Miller Lite in September 2009 and 2010
- x Greeted fans and signed autographs at the Official Draft Party presented by Miller Lite in April 2010.
- x Visited All Children's Hospital to sign autographs and distribute bears to patients in December 2009.
- x Visited Roosevelt Elementary as part of the Great American Teach-In to speak to children about the importance of staying in school and living a healthy life in November 2009.
- x Father, Ron, played in the United States Football League.
- x Born Joshua Tyler Freeman in Kansas City, Missouri, on January 13, 1988.

FREEMAN'S CAREER STATISTICS

YEAR	TEAM	GP	GS	PASSING			YDS	YDS/ATT	TD	INT	LG	SK	YDS		RATING
				ATT	CMP	PCT							LST		
2009	Tampa Bay	10	9	290	158	54.5	1,855	6.4	10	18	42t	20	102		59.8
2010	Tampa Bay	16	16	474	291	61.4	3,451	7.3	25	6	64	28	195		95.9
2011	Tampa Bay	15	15	551	346	62.8	3,592	6.5	16	22	65t	29	164		74.6
2012	Tampa Bay	16	16	558	306	54.8	4,065	7.3	27	17	95	25	161		81.6
NFL Totals		57	56	1,873	1,101	58.8	12,963	6.9	78	63	95	102	622		79.8

RUSHING

YEAR	TEAM	ATT	YDS	AVG	LG	TD
2009	Tampa Bay	30	161	5.4	20	0
2010	Tampa Bay	68	364	5.4	33	0
2011	Tampa Bay	55	238	4.3	25	4
2012	Tampa Bay	39	139	3.6	13	0
Totals		192	902	4.6	33	4

ADDITIONAL STATS

Fumbles-Lost: 33-10 – 10-2 in 2009, 7-3 in 2010, 10-6 in 2011, 8-1 in 2012.

SINGLE-GAME HIGHS

Pass Attempts: 54, vs. St. Louis, 12/23/12
Pass Completions: 31, at Atlanta, 1/1/12
Passing Yards: 420, vs. New Orleans, 10/21/12
Touchdowns: 5, vs. Seattle, 12/26/10
Quarterback Rating: 144.2, vs. Seattle, 12/26/10
Long Pass: 95, vs. New Orleans, 10/21/12

FREEMAN'S GAME-BY-GAME STATISTICS

2012

DATE	OPP	ATT	CMP	PCT	PASSING		TD	INT	LG	SK-YDS	RATING
					YDS	YDS/ATT					
Sept. 9	CAR	24	16	66.7	138	5.8	1	0	33	2/10	95.5
Sept. 16	@NYG	28	15	53.6	243	8.7	2	2	41t	2/15	76.9
Sept. 23	@DAL	28	10	35.7	110	3.9	1	1	29	2/19	45.2
Sept. 30	WAS	39	24	61.5	299	7.7	1	1	65	1/6	83.2
Oct. 14	KC	26	15	57.7	328	12.6	3	1	62	1/10	124.7
Oct. 21	NO	42	24	57.1	420	10.0	3	0	95	1/5	115.2
Oct. 25	@MIN	36	19	52.8	262	7.3	3	0	64t	1/5	104.2
Nov. 4	@OAK	30	18	60.0	247	8.2	2	0	64	1/10	108.6
Nov. 11	SD	20	14	70.0	210	10.5	2	0	54	1/5	137.5
Nov. 18	@CAR	46	25	54.3	248	5.4	3	2	24t	1/6	73.5
Nov. 25	ATL	30	19	63.3	256	8.5	0	0	39	2/8	90.4
Dec. 2	@DEN	39	18	46.2	242	6.2	2	1	40	1/7	72.8
Dec. 9	PHI	34	14	41.2	189	5.6	2	0	40	2/11	79.2
Dec. 16	@NO	47	26	55.3	279	5.9	0	4	24	2/11	37.5
Dec. 23	STL	54	30	55.6	372	6.9	1	4	61t	5/23	52.4
Dec. 30	@ATL	35	19	54.3	222	6.3	1	1	27	0/0	71.4
TOTALS		558	306	54.8	4,065	7.3	27	17	95	25/151	81.6

2011

DATE	OPP	ATT	CMP	PCT	PASSING		TD	INT	LG	SK-YDS	RATING
					YDS	YDS/ATT					
Sept. 11	DET	43	28	65.1	259	6.0	1	1	22	2/7	79.5
Sept. 18	@MIN	31	22	71.0	243	7.8	1	1	51	2/13	91.2
Sept. 25	ATL	32	22	68.8	180	5.6	0	2	24	0/0	56.8
Oct. 3	IND	39	25	64.1	287	7.4	1	0	43	2/13	94.7
Oct. 9	@SF	33	17	51.5	187	5.7	0	2	33	2/6	43.4
Oct. 16	NO	41	23	56.1	303	7.4	2	0	65t	0/0	95.9
Oct. 23	CHI	51	29	56.9	264	5.2	2	4*	24t	1/14	51.4
Nov. 6	@NO	37	27	73.0	281	7.6	1	0	46	1/0	103.5
Nov. 13	HOU	33	15	45.5	170	5.2	1	3	33	4/29	33.6
Nov. 20	@GB	38	28	73.7	342	9.0	2	2	37	2/8	96.6
Nov. 27	@TEN	33	18	54.5	199	6.0	1	1	35	2/13	70.1
Dec. 4	CAR				Inactive						
Dec. 11	@JAC	30	16	53.3	181	6.0	0	2	28	3/14	43.9
Dec. 17	DAL	27	17	63.0	148	5.5	1	0	17	3/16	89.7
Dec. 24	@CAR	38	28	73.7	274	6.6	1	1	29	3/16	91.3
Jan. 1	@ATL	45	31	68.9	274	6.1	2	3	48	2/15	71.9
TOTALS		551	346	62.8	3,592	6.5	16	22	65t	29/164	74.6

2010

DATE	OPP	ATT	CMP	PCT	PASSING		TD	INT	LG	SK-YDS	RATING
					YDS	YDS/ATT					
Sept. 12	CLE	28	17	60.7	182	6.5	2	1	33	3/13	88.7
Sept. 19	@CAR	24	12	50.0	178	7.4	2	0	40	0/0	102.4
Sept. 26	PIT	31	20	64.5	184	5.9	0	1	46	3/16	67.1
Oct. 10	@CIN	33	20	60.6	280	8.5	1	1	37	3/18	85.4
Oct. 17	NO	43	25	58.1	219	5.1	1	0	27	0/0	79.5
Oct. 24	STL	40	23	57.5	212	5.3	1	0	21	3/23	80.4
Oct. 31	@ARI	25	18	72.0	278	11.1	1	0	53	2/25	121.8
Nov. 7	@ATL	22	11	50.0	189	8.6	2	2	58t	1/7	72.0
Nov. 14	CAR	24	18	75.0	241	10.4	2	0	29	1/6	134.2
Nov. 21	@SF	20	13	65.0	136	6.8	2	0	33	2/6	117.9
Nov. 28	@BAL	37	17	45.9	162	4.4	1	0	30	0/0	67.6
Dec. 5	ATL	38	19	50.0	181	4.8	1	1	28	1/9	61.4
Dec. 12	@WAS	25	15	60.0	266	10.6	1	0	64	1/4	109.8
Dec. 19	DET	32	21	65.6	251	7.8	1	0	26	3/25	99.9
Dec. 26	SEA	26	21	80.8	237	9.1	5	0	29	2/21	144.2
Jan. 2	@NO	26	21	80.8	255	9.8	2	0	54	3/22	133.2
TOTALS		474	291	61.4	3,451	7.3	25	6	64	28/195	95.9

2009

DATE	OPP	ATT	CMP	PCT	PASSING		TD	INT	LG	SK-YDS	RATING
					YDS	YDS/ATT					
Sept. 13	DAL					Inactive					
Sept. 20	@BUF					Inactive					
Sept. 27	NYG					Inactive					
Oct. 4	@WAS					Did Not Play					
Oct. 11	@PHI					Did Not Play					
Oct. 18	CAR					Did Not Play					
Oct. 25	NE	4	2	50.0	16	4.0	0	0	13	2/16	60.4
Nov. 8	GB	31	14	45.2	205	6.6	3	1	38	1/7	86.1
Nov. 15	@MIA	28	16	57.1	196	7.0	1	1	37	4/16	75.9
Nov. 22	NO	33	17	51.5	126	3.8	1	3	21	3/26	33.1
Nov. 29	@ATL	29	20	69.0	250	8.6	2	0	42	1/5	118.5
Dec. 6	@CAR	44	23	52.3	321	7.3	0	5	40	2/6	36.5
Dec. 13	NYJ	33	14	42.4	93	2.8	0	3	15	3/12	12.1
Dec. 20	@SEA	26	16	61.5	205	7.9	2	1	22t	0	95.8
Dec. 27	@NO	31	21	67.7	271	8.7	0	2	35	3/8	68.1
Jan. 3	ATL	31	15	48.4	172	5.6	1	2	27	1/6	49.4
TOTALS		290	158	54.5	1,855	6.4	10	18	42T	20/102	59.8

26

ANTHONY GAITOR

CORNERBACK
HT: 5-10 WT: 182
DOB: 10/9/88
NFL: 3RD YEAR
ACQ: D7A, 2011
COLLEGE: FLORIDA
INTERNATIONAL

**ACQUIRED BY BUCS:**

- x Selected in the seventh round (222nd overall) of the 2011 NFL Draft by the Buccaneers.

CAREER HIGHLIGHTS:

- x Played in 12 career games, totaling 10 tackles on defense and two on special teams. Also has five career passes defended.

2012 HIGHLIGHTS:

- x Inactive for first three games of season.
- x Placed on Injured Reserve/Designated to Return on October 9.
- x Made season debut and first career start vs. Philadelphia (12/9). Posted three tackles and two passes defended.
- x Started at New Orleans (12/16) and recorded three tackles and one pass defended.
- x Posted two passes defended vs. St. Louis (12/23).

COLLEGE/PERSONAL:

- x Became just the third player ever drafted from Florida International University.
- x Four-year starter that started in 48-of-49 games played for Florida International (2007-10).
- x Finished as Florida International's all-time leader in interception returns for touchdowns (three) and second in interceptions (11).
- x Recorded 197 tackles to go with 3.0 sacks, 19.0 tackles for loss, 36 passes defended, one forced fumble and three fumble recoveries.
- x Three-time All-Sun Belt Conference first-team selection.
- x Three-time Sun Belt Conference Defensive Player of the Week.
- x As a senior, started all 13 games, amassing 52 tackles, 8.5 tackles for loss, 3.0

sacks, two interceptions, one forced fumble and one fumble recovery.

- x Named Sun Belt Conference Defensive Player of the Week after returning an interception 54 yards for a score, having one sack and forcing a fumble against then BCS No.18 Texas A&M.
- x Named Sun Belt Conference Defensive Player of the Week after having eight tackles, one for loss, against Troy and limiting wide receiver Jerrel Jernigan to just 32 receiving yards.
- x Limited Toledo All-American wide receiver Eric Page to just 24 yards on five receptions in the Little Caesars Pizza Bowl against the Rockets (10/26/10).
- x Finished junior season with 45 tackles, 4.5 tackles for loss and two interceptions.
- x One of just six players to start in all 12 games during breakout sophomore season in which he recorded 44 tackles, 3.0 tackles for loss, one fumble recovery and five interceptions, four in conference play to lead all Sun Belt players.
- x Also led the Sun Belt Conference in passes defended, finishing with 16.
- x Named Miami Herald first-team All-Florida.
- x Named the Sun Belt Conference Defensive Player of the Week (10/11/09) after picking off two passes against Middle Tennessee and returning one for a score.
- x Started 11-of-12 games played as a freshman, leading the team with two interceptions.
- x Led all freshman and ranked fifth on the team with 56 tackles and added three passes defended, one fumble recovery, 3.0 tackles for loss and one sack
- x Majored in sport management.
- x Attended Miami Northwestern High School (Miami, Florida).
- x A second-team All-Miami-Dade County performer who was instrumental in North-

western's 2006 6A state championship, recording 87 tackles and seven interceptions on the year.

- x Member of Team USA at the NFL Global Junior Championships, whose 96-yard interception for a score lifted USA over Team Mexico.
- x Joined Buccaneers teammates and more than 100 UnitedHealthcare employees to pack food boxes at Feeding America Tampa Bay in September 2011 and December 2012
- x Helped teach football drills and spoke on the importance of living a healthy lifestyle to South London school students in October 2011.

- x Greeted fans at the International Series Fan Rally event at Trafalgar Square, London in October 2011.

- x Distributed candy, signed autographs and played games with over 700 underprivileged children at Lowry Park Zoo for the team's annual Halloween Celebration in October 2011.

- x Visited patients at All Children's Hospital and sang Christmas carols to residents of Westminster Palms Retirement Home in December 2011.

- x Born Anthony Gaitor on October 9, 1988, in Miami.

GAITOR'S CAREER STATISTICS

YEAR	TEAM	TACKLES							INTERCEPTIONS				FUMBLES			TACKLES			
		GP	GS	TOT	SOLO	ASST	SK	YDS	NO	YDS	LG	TD	PD	FF	FR	YDS	T	S	A
2011	Tampa Bay	8	0	3	3	0	0.0	0.0	0	0	0	0	0	0	0	0	2	2	0
2012	Tampa Bay	4	2	7	6	1	0.0	0.0	0	0	0	0	5	0	0	0	0	0	0
NFL Totals		12	2	10	9	1	0.0	0.0	0	0	0	0	5	0	0	0	2	2	0

GAITOR'S GAME-BY-GAME STATISTICS


2012

DATE	OPP	TACKLES			TFL	SK	YDS	QB	INTERCEPTIONS					FUMBLES			ST TACKLES		
		T	S	A					NO	YDS	LG	TD	PD	FF	FR	YDS	T	S	A
Sept. 9	CAR								Inactive										
Sept. 16	@NYG								Inactive										
Sept. 23	@DAL								Inactive										
Sept. 30	WAS								Inactive										
Oct. 14	KC								Injured Reserve										
Oct. 21	NO								Injured Reserve										
Oct. 25	@MIN								Injured Reserve										
Nov. 4	@OAK								Injured Reserve										
Nov. 11	SD								Injured Reserve										
Nov. 18	@CAR								Injured Reserve										
Nov. 25	ATL								Injured Reserve										
Dec. 2	@DEN								Injured Reserve										
Dec. 9	PHI	3	2	1	0	0.0	0.0	0	0	0	0	0	2	0	0	0	0	0	0
Dec. 16	@NO	3	3	0	0	0.0	0.0	0	0	0	0	0	1	0	0	0	0	0	0
Dec. 23	STL	0	0	0	0	0.0	0.0	0	0	0	0	0	2	0	0	0	0	0	0
Dec. 30	@ATL	1	1	0	0	0.0	0.0	0	0	0	0	0	0	0	0	0	0	0	0
TOTALS		7	6	1	0	0.0	0.0	0	0	0	0	0	5	0	0	0	0	0	0

2011

DATE	OPP	TACKLES			TFL	SK	YDS	QB	INTERCEPTIONS					FUMBLES			ST TACKLES		
		T	S	A					NO	YDS	LG	TD	PD	FF	FR	YDS	T	S	A
Sept. 11	DET								Inactive										
Sept. 18	@MIN								Inactive										
Sept. 25	ATL								Inactive										
Oct. 3	IND								Inactive										
Oct. 9	@SF	1	1	0	0	0.0	0.0	0	0	0	0	0	0	0	0	0	0	0	0
Oct. 16	NO	0	0	0	0	0.0	0.0	0	0	0	0	0	0	0	0	0	1	1	0
Oct. 23	CHI	0	0	0	0	0.0	0.0	0	0	0	0	0	0	0	0	0	0	0	0
Nov. 6	@NO	0	0	0	0	0.0	0.0	0	0	0	0	0	0	0	0	0	1	1	0
Nov. 13	HOU								Inactive										
Nov. 20	@GB								Inactive										
Nov. 27	@TEN								Inactive										
Dec. 4	CAR	0	0	0	0	0.0	0.0	0	0	0	0	0	0	0	0	0	0	0	0
Dec. 11	@JAC	0	0	0	0	0.0	0.0	0	0	0	0	0	0	0	0	0	0	0	0
Dec. 17	DAL	2	2	0	0	0.0	0.0	0	0	0	0	0	0	0	0	0	0	0	0
Dec. 24	@CAR	0	0	0	0	0.0	0.0	0	0	0	0	0	0	0	0	0	0	0	0
Jan. 1	@ATL								Inactive										
TOTALS		3	3	0	0	0.0	0.0	0	0	0	0	0	0	0	0	0	2	2	0

95

GARY GIBSON**DEFENSIVE TACKLE****HT: 6-3 WT: 312****DOB: 5/5/82****NFL: 8TH YEAR****ACQ: UFA(STL), 2012****COLLEGE: RUTGERS****ACQUIRED BY BUCS:**

- x Signed by Tampa Bay on May 4, 2012 as an unrestricted free agent from St. Louis.

ORIGINALLY ENTERED NFL:

- x Originally entered the NFL as a college free agent with the Baltimore Ravens on April 29, 2005.

CAREER HIGHLIGHTS:

- x Played in 65 career games with 23 starts, recording 96 tackles.
- x Started all 16 games for the St. Louis Rams in 2010, in which the team had a seven-game turnaround, and Gibson set career highs in every statistical category.
- x Started five games for the St. Louis Rams in 2009 before being placed on the Injured Reserve list.
- x Played for the Carolina Panthers in 2007 and 2008, where he appeared in 12 games and recorded 12 total tackles.
- x Spent rookie season on the Injured Reserve list with Baltimore.
- x Made Buccaneers debut vs. Carolina (9/9/12).
- x Recorded first career fumble recovery at Dallas (9/23/12).

2012 HIGHLIGHTS:

- x Made Buccaneers debut in season opener vs. Carolina (9/9). Helped Buccaneers defense tie a franchise record for fewest rushing yards allowed in a game (10).
- x Played at New York Giants (9/16) and recorded two tackles.
- x Played in a reserve role at Dallas (9/23) and notched first career fumble recovery.
- x Season-high four tackles, including one for loss vs. Kansas City (10/14). Part of run defense that limited the Chiefs' second-ranked rushing attack to 80 yards on 30 attempts (2.7 avg.).

- x Posted two tackles vs. Atlanta, helping limit the Falcons' rushing offense to 79 yards on 24 attempts (3.3 avg.).
- x Notched three tackles, including two for loss, at Denver (12/2).
- x Started first game as a Buccaneer and recorded one tackle and one quarterback hit vs. Philadelphia (12/9). Part of defensive front that limited the Eagles to 29 yards on 16 carries (1.8 avg.).
- x Recorded two tackles vs. St. Louis (12/23).
- x Registered two tackles in win at Atlanta (12/30).

COLLEGE/PERSONAL:

- x Started 32-of-44 games at Rutgers (2000-04), recording 114 tackles, 6.0 sacks, two forced fumbles and two fumble recoveries.
- x Appeared in 10 games with eight starts as senior and made 25 tackles and 2.5 sacks.
- x As a junior, was the co-winner of the team's Most Improved Player Award, starting all 12 games and recording a career-high 44 tackles.
- x Started all 12 games as a sophomore and recorded 32 tackles.
- x Led students through football drills and promoted the importance of health and fitness for the opening of the BUCS CARE School Fitness Zone at Sulphur Springs Elementary in December 2012.
- x Along with the defensive line, purchased toys and hosted a surprise shopping spree for underprivileged families in the inaugural "D-Line Does Christmas" event in December 2012.
- x Born Gary Gibson on May 5, 1982 in Jamesville, New York.

GIBSON'S CAREER STATISTICS

YEAR	TEAM	TACKLES							INTERCEPTIONS				FUMBLES						
		GP	GS	TOT	SOLO	ASST	SK	YDS	NO	YDS	LG	TD	PD	FF	FR	YDS			
2005	Baltimore								Injured Reserve										
2007	Carolina	1	0	1	1	0	0.0	0.0	0	0	0	0	0	0	0	0			
2008	Carolina	11	0	10	8	2	0.0	0.0	0	0	0	0	0	0	0	0			
2009	St. Louis	5	5	12	2	10	0.0	0.0	0	0	0	0	0	0	0	0			
2010	St. Louis	16	16	30	12	18	0.0	0.0	0	0	0	0	2	2	0	0			
2011	St. Louis	16	1	25	15	10	2.0	11.0	0	0	0	0	0	0	0	0			
2012	Tampa Bay	16	1	18	13	5	0.0	0.0	0	0	0	0	0	0	1	0			
NFL Totals		65	23	96	51	45	2.0	11.0	0	0	0	0	2	2	1	0			

SINGLE-GAME HIGHS

Tackles: 5, two times, last vs. Arizona, 11/27/11 (w/ St. Louis)

GIBSON'S GAME-BY-GAME STATISTICS

2012

DATE	OPP	TACKLES							INTERCEPTIONS					FUMBLES			ST TACKLES		
		T	S	A	TFL	SK	YDS	QH	NO	YDS	LG	TD	PD	FF	FR	YDS	T	S	A
Sept. 9	CAR	0	0	0	0	0.0	0.0	0	0	0	0	0	0	0	0	0	0	0	0
Sept. 16	@NYG	2	1	1	0	0.0	0.0	0	0	0	0	0	0	0	0	0	0	0	0
Sept. 23	@DAL	0	0	0	0	0.0	0.0	0	0	0	0	0	0	0	1	0	0	0	0
Sept. 30	WAS	1	1	0	0	0.0	0.0	0	0	0	0	0	0	0	0	0	0	0	0
Oct. 14	KC	4	3	1	1	0.0	0.0	0	0	0	0	0	0	0	0	0	0	0	0
Oct. 21	NO	0	0	0	0	0.0	0.0	0	0	0	0	0	0	0	0	0	0	0	0
Oct. 25	@MIN	0	0	0	0	0.0	0.0	0	0	0	0	0	0	0	0	0	0	0	0
Nov. 4	@OAK	0	0	0	0	0.0	0.0	0	0	0	0	0	0	0	0	0	0	0	0
Nov. 11	SD	1	0	1	0	0.0	0.0	0	0	0	0	0	0	0	0	0	0	0	0
Nov. 18	@CAR	0	0	0	0	0.0	0.0	0	0	0	0	0	0	0	0	0	0	0	0
Nov. 25	ATL	2	2	0	0	0.0	0.0	0	0	0	0	0	0	0	0	0	0	0	0
Dec. 2	@DEN	3	2	1	2	0.0	0.0	0	0	0	0	0	0	0	0	0	0	0	0
Dec. 9	PHI	1	1	0	0	0.0	0.0	1	0	0	0	0	0	0	0	0	0	0	0
Dec. 16	@NO	0	0	0	0	0.0	0.0	0	0	0	0	0	0	0	0	0	0	0	0
Dec. 23	STL	2	1	1	0	0.0	0.0	0	0	0	0	0	0	0	0	0	0	0	0
Dec. 30	@ATL	2	2	0	0	0.0	0.0	0	0	0	0	0	0	0	0	0	0	0	0
TOTALS		18	13	5	3	0.0	0.0	1	0	0	0	0	0	0	1	0	0	0	0

2011 (W/ST. LOUIS)

DATE	OPP	TACKLES							INTERCEPTIONS					FUMBLES			ST TACKLES		
		T	S	A	TFL	SK	YDS	QBP	NO	YDS	LG	TD	PD	FF	FR	YDS	T	S	A
Sept. 11	PHI	0	0	0	-	0.0	0.0	-	0	0	0	0	0	0	0	0	0	0	0
Sept. 19	@NYG	0	0	0	-	0.0	0.0	-	0	0	0	0	0	0	0	0	0	0	0
Sept. 25	BAL	3	2	1	-	0.0	0.0	-	0	0	0	0	0	0	0	0	0	0	0
Oct. 2	WAS	2	1	1	-	0.0	0.0	-	0	0	0	0	0	0	0	0	0	0	0
Oct. 16	@GB	1	0	1	-	1.0	7.0	-	0	0	0	0	0	0	0	0	0	0	0
Oct. 23	@DAL	1	0	1	-	1.0	4.0	-	0	0	0	0	0	0	0	0	0	0	0
Oct. 30	NO	2	0	2	-	0.0	0.0	-	0	0	0	0	0	0	0	0	0	0	0
Nov. 6	@ARI	1	0	1	-	0.0	0.0	-	0	0	0	0	0	0	0	0	0	0	0
Nov. 13	@CLE	0	0	0	-	0.0	0.0	-	0	0	0	0	0	0	0	0	0	0	0
Nov. 20	SEA	1	1	0	-	0.0	0.0	-	0	0	0	0	0	0	0	0	0	0	0
Nov. 27	ARI	5	5	0	-	0.0	0.0	-	0	0	0	0	0	2	0	0	0	0	0
Dec. 4	@SF	2	2	0	-	0.0	0.0	-	0	0	0	0	0	0	0	0	0	0	0
Dec. 12	@SEA	3	2	1	-	0.0	0.0	-	0	0	0	0	0	0	0	0	0	0	0
Dec. 18	CIN	1	0	1	-	0.0	0.0	-	0	0	0	0	0	0	0	0	0	0	0
Dec. 24	@PIT	2	1	1	-	0.0	0.0	-	0	0	0	0	0	0	0	0	0	0	0
Jan. 1	SF	1	1	0	-	0.0	0.0	-	0	0	0	0	0	0	0	0	0	0	0
TOTALS		25	15	10	-	2.0	11.0	-	0	0	0	0	0	0	0	0	0	0	0

2010 (W/ST. LOUIS)

DATE	OPP	TACKLES			TFL	SK	YDS	QBP	INTERCEPTIONS					PD	FUMBLES			ST TACKLES		
		T	S	A					NO	YDS	LG	TD	PD		FF	FR	YDS	T	S	A
Sept. 12	ARI	1	0	1	-	0.0	0.0	-	0	0	0	0	0	0	0	0	0	0	0	0
Sept. 19	@OAK	1	0	1	-	0.0	0.0	-	0	0	0	0	0	0	0	0	0	0	0	0
Sept. 26	WAS	1	0	1	-	0.0	0.0	-	0	0	0	0	2	0	0	0	0	0	0	0
Oct. 3	SEA	4	3	1	-	0.0	0.0	-	0	0	0	0	0	0	0	0	0	0	0	0
Oct. 10	@DET	5	2	3	-	0.0	0.0	-	0	0	0	0	0	0	0	0	0	0	0	0
Oct. 17	SD	2	0	2	-	0.0	0.0	-	0	0	0	0	0	0	0	0	0	0	0	0
Oct. 24	@TB	1	0	1	-	0.0	0.0	-	0	0	0	0	0	0	0	0	0	0	0	0
Oct. 31	CAR	3	1	2	-	0.0	0.0	-	0	0	0	0	0	0	0	0	0	0	0	0
Nov. 14	@SF	3	1	2	-	0.0	0.0	-	0	0	0	0	0	0	0	0	0	0	0	0
Nov. 21	ATL	4	1	3	-	0.0	0.0	-	0	0	0	0	0	0	0	0	0	0	0	0
Nov. 28	@DEN	0	0	0	-	0.0	0.0	-	0	0	0	0	0	2	0	0	0	0	0	0
Dec. 5	@ARI	1	1	0	-	0.0	0.0	-	0	0	0	0	0	0	0	0	0	0	0	0
Dec. 12	@NO	3	2	1	-	0.0	0.0	-	0	0	0	0	0	0	0	0	0	0	0	0
Dec. 19	KC	0	0	0	-	0.0	0.0	-	0	0	0	0	0	0	0	0	0	0	0	0
Dec. 26	SF	1	1	0	-	0.0	0.0	-	0	0	0	0	0	0	0	0	0	0	0	0
Jan. 2	@NO	0	0	0	-	0.0	0.0	-	0	0	0	0	0	0	0	0	0	0	0	0
TOTALS		30	12	18	-	0.0	0.0	-	0	0	0	0	2	2	0	0	0	0	0	0

2009 (W/ST. LOUIS)

DATE	OPP	TACKLES			TFL	SK	YDS	QBP	INTERCEPTIONS					PD	FUMBLES			ST TACKLES		
		T	S	A					NO	YDS	LG	TD	PD		FF	FR	YDS	T	S	A
Sept. 13	@SEA	5	2	3	-	0.0	0.0	-	0	0	0	0	0	0	0	0	0	0	0	0
Sept. 20	@WAS	1	0	1	-	0.0	0.0	-	0	0	0	0	0	0	0	0	0	0	0	0
Sept. 27	GB	3	0	3	-	0.0	0.0	-	0	0	0	0	0	0	0	0	0	0	0	0
Oct. 4	@SF	1	0	1	-	0.0	0.0	-	0	0	0	0	0	0	0	0	0	0	0	0
Oct. 11	MIN	2	0	2	-	0.0	0.0	-	0	0	0	0	0	0	0	0	0	0	0	0
Oct. 18	@TB								Injured Reserve											
Oct. 25	BUF								Injured Reserve											
Nov. 1	@ARI								Injured Reserve											
Nov. 15	@NO								Injured Reserve											
Nov. 19	MIA								Injured Reserve											
Nov. 29	@NYJ								Injured Reserve											
Dec. 6	TB								Injured Reserve											
Dec. 13	@NE								Injured Reserve											
Dec. 20	MIN								Injured Reserve											
Dec. 27	@NYG								Injured Reserve											
Jan. 3	NO								Injured Reserve											
TOTALS		12	2	10	-	0.0	0.0	-	0	0	0	0	0	0	0	0	0	0	0	0

2008 (W/CAROLINA)

DATE	OPP	TACKLES			TFL	SK	YDS	QBP	INTERCEPTIONS					PD	FUMBLES			ST TACKLES		
		T	S	A					NO	YDS	LG	TD	PD		FF	FR	YDS	T	S	A
Sept. 7	@SD	1	0	1	-	0.0	0.0	-	0	0	0	0	0	0	0	0	0	0	0	0
Sept. 14	CHI	1	1	0	-	0.0	0.0	-	0	0	0	0	0	0	0	0	0	0	0	0
Sept. 21	@MIN	1	1	0	-	0.0	0.0	-	0	0	0	0	0	0	0	0	0	0	0	0
Sept. 28	ATL								Inactive											
Oct. 5	KC								Inactive											
Oct. 12	@TB	0	0	0	-	0.0	0.0	-	0	0	0	0	0	0	0	0	0	0	0	0
Oct. 19	NO								Inactive											
Oct. 26	ARI	2	2	0	-	0.0	0.0	0	0	0	0	0	0	0	0	0	0	0	0	0
Nov. 9	@OAK	3	2	1	-	0.0	0.0	0	0	0	0	0	0	0	0	0	0	0	0	0
Nov. 16	DET	2	2	0	-	0.0	0.0	-	0	0	0	0	0	0	0	0	0	0	0	0
Nov. 23	@ATL	0	0	0	-	0.0	0.0	-	0	0	0	0	0	0	0	0	0	0	0	0
Nov. 30	@GB								Inactive											
Dec. 8	TB	0	0	0	-	0.0	0.0	-	0	0	0	0	0	0	0	0	0	0	0	0
Dec. 14	DEN	0	0	0	-	0.0	0.0	-	0	0	0	0	0	0	0	0	0	0	0	0
Dec. 21	@NYG	0	0	0	-	0.0	0.0	-	0	0	0	0	0	0	0	0	0	0	0	0
Dec. 28	@NO								Injured Reserve											
TOTALS		10	8	2	-	0.0	0.0	-	0	0	0	0	0	0	0	0	0	0	0	0

150 | VETERANS

DASHON GOLDSON

38

SAFETY

HT: 6-2 WT: 200

DOB: 9/18/1984

NFL: 7TH YEAR

ACQ: UFA(SF)-'13

COLLEGE: WASHINGTON



ACQUIRED BY BUCS:

- x Signed by Tampa Bay on March 13, 2013 as an unrestricted free agent from San Francisco.

ORIGINALLY ENTERED NFL:

- x Originally selected by the San Francisco 49ers in the fourth round (126th overall) in the 2007 NFL Draft.

CAREER HIGHLIGHTS:

- x Played six seasons (2007-12) for San Francisco before signing with Tampa Bay in 2013.
- x Since becoming a starter in 2009, has started all 62 games in which he has played.
- x Totaled 443 tackles, 36 passes defended, 14 interceptions for 152 yards and one touchdown, five forced fumbles, four fumble recoveries and 3.0 sacks.
- x Two-time Pro Bowl selection (2011, 2012) and first-team All-Pro in 2012 by the Associated Press and Sports Illustrated.
- x A starting member of the 2012 NFC Champion 49ers.
- x Recorded 14 career interceptions, including one returned for a touchdown.
- x His 14 interceptions since 2009 are tied for the fourth-most in the NFL by a safety and tied for the 10th-most in the league.
- x Key leader of a San Francisco defense that ranked in the top 5 in the league in yards allowed, rush yards allowed, points allowed and forced fumbles, while also ranking in the top 10 in interceptions since 2009.
- x Led the 49ers in interceptions in 2009 and 2012, while tying for the team lead in 2011.

- x Has three seasons of 100+ tackles (2009-10, 2012)
- x Returned an interception of Matt Hasselbeck 39 yards for the first touchdown of his career against the Seattle Seahawks (12/12/10).
- x Recorded the first interception of his career against Seattle (10/20/09).
- x Recorded first career sack vs. St. Louis (10/4/09).
- x Made first career start at Seattle (9/14/08), finishing the game with six tackles.
- x Made NFL debut against Baltimore (10/7/07).

2012 HIGHLIGHTS:

- x Started all 16 games, finishing the season with 109 tackles, 11 passes defended, three interceptions, two fumble recoveries and one forced fumble.
- x Named to his second consecutive Pro Bowl, along with receiving first-team All-Pro honors.
- x Intercepted a Matthew Stafford pass in Week 2 against Detroit (9/16), his first interception of the season.
- x Recorded two passes defended and a forced fumble at the New York Jets (9/30).
- x Had his first fumble recovery of the season vs. Buffalo in Week 5 (10/7).
- x Grabbed his second interception of the season in Week 8 against the Seahawks (10/18), while also adding two passes defended.
- x Made his third interception of the season in Week 11 vs. Chicago (11/19).
- x Recovered a Stevan Ridley fumble in Week 15 at New England (12/16), returning it

66 yards and helping set up a 49er touchdown.

- × Had 10 tackles and a forced fumble against Green Bay in the Divisional Round of the playoffs (1/12/13).

COLLEGE/PERSONAL:

- × Started 32-of-33 games for the University of Washington (2004-06), totaling 194 tackles, 22 passes defended, 7.0 tackles for loss, four interceptions for 82 yards and one touchdown, four fumble recoveries and a forced fumble.
- × Played both corner and safety for the Huskies.
- × Named honorable mention All-Pac-10 his senior season.
- × Led the team in passes defended as senior.
- × Made a career-high 80 tackles in 2006, third-most on the team, including three games of 10+ tackles.
- × Recorded 76-yard interception return for a touchdown vs. USC (10/22/05).
- × Led the team in passes defended in his first year with the Huskies.

- × Graduated with a degree in American ethnic studies.

- × Prior to his time at Washington, Goldson helped lead Coffeyville (Kan.) Community College to a 9-3 record in 2003.

- × Named a first-team National Junior College Athletic Association All-American.

- × Named Kansas Jayhawk Community College Conference (KJCCC) 2003 Defensive Player of the Year.

- × Attended Narbonne High School (Los Angeles, California).

- × As a senior, tallied 130 tackles, 6.0 tackles for loss and six interceptions, including two for touchdowns.

- × Earned first-team All-Marine League honors his final two high school seasons.

- × Greeted fans and signed autographs at the Buccaneers Official Draft Party, presented by Miller Lite, in April 2013.

- × Born Dashon Hugh Goldson on September 18, 1984 in Carson, California.

GOLDSON'S CAREER STATISTICS

YEAR	TEAM	GP	GS	TACKLES				YDS	INTERCEPTIONS				FUMBLES			TACKLES				ST
				TOT	SOLO	ASST	SK		NO	YDS	LG	TD	PD	FF	FR	YDS	T	S	A	
2007	San Francisco	10	0	15	7	8	0.0	0.0	0	0	0	0	0	2	0	0	0	10	-	
2008	San Francisco	9	2	23	12	11	0.0	0.0	0	0	0	0	0	1	0	0	0	10	-	
2009	San Francisco	16	16	114	88	26	2.0	7.0	4	39	34	0	6	3	1	0	1	-	-	
2010	San Francisco	16	16	102	74	28	1.0	8.0	1	39	39t	1	6	0	0	0	3	-	-	
2011	San Francisco	14	14	80	58	22	0.0	0.0	6	53	21	0	9	1	1	0	3	-	-	
2012	San Francisco	16	16	109	65	44	0.0	0.0	3	21	20	0	11	1	2	71	5	-	-	
NFL Totals		81	64	443	304	139	3.0	0.0	14	152	39t	1	35	5	4	71	32	-	-	
PLAYOFFS																				
YEAR	TEAM	GP	GS	TACKLES				YDS	INTERCEPTIONS				FUMBLES			TACKLES				ST
				TOT	SOLO	ASST	SK		NO	YDS	LG	TD	PD	FF	FR	YDS	T	S	A	
2011	S.F.	2	2	20	13	7	0.0	0.0	1	41	41	0	2	0	0	0	-	-	-	
2012	S.F.	3	3	27	13	14	0.0	0.0	0	0	0	0	0	1	0	0	-	-	-	
Postseason		5	5	47	26	21	0.0	0.0	1	41	41	0	2	1	0	0	-	-	-	

SINGLE-GAME HIGHS

Tackles: 11, five times, last vs. St. Louis, 11/11/12 (w/SF)
Interceptions: 1, 14 times, last vs. Chicago, 11/19/12 (w/SF)
Sacks: 1.0, three times, last vs. Arizona, 1/2/10 (w/SF)
Passes Defended: 2, four times, last vs. Seattle, 10/18/12 (w/SF)

GOLDSON'S GAME-BY-GAME STATISTICS

OWNERSHIP

PLAYERS

2012 REVIEW

HISTORY

RECORDS

SIDELINES

2012 (W/SAN FRANCISCO)

DATE	OPP	TACKLES			TFL	SK	YDS	QB	INTERCEPTIONS					FUMBLES			ST TACKLES		
		T	S	A					NO	YDS	LG	TD	PD	FF	FR	YDS	T	S	A
Sept. 9	@GB	5	3	2	-	0.0	0.0	-	0	0	0	0	0	0	0	0	-	-	-
Sept. 16	DET	9	7	2	-	0.0	0.0	-	1	20	20	0	1	0	0	0	-	-	-
Sept. 23	@MIN	2	2	0	-	0.0	0.0	-	0	0	0	0	1	0	0	0	-	-	-
Sept. 30	@NYJ	5	3	2	-	0.0	0.0	-	0	0	0	0	2	1	0	0	-	-	-
Oct. 7	BUF	8	3	5	-	0.0	0.0	-	0	0	0	0	0	0	1	5	-	-	-
Oct. 14	NYG	11	5	6	-	0.0	0.0	-	0	0	0	0	0	0	0	0	-	-	-
Oct. 18	SEA	8	5	3	-	0.0	0.0	-	1	1	1	0	2	0	0	0	-	-	-
Oct. 29	@ARI	10	6	4	-	0.0	0.0	-	0	0	0	0	1	0	0	0	-	-	-
Nov. 11	STL	11	8	3	-	0.0	0.0	-	0	0	0	0	1	0	0	0	-	-	-
Nov. 19	CHI	3	1	2	-	0.0	0.0	-	1	0	0	0	1	0	0	0	-	-	-
Nov. 25	@NO	6	3	3	-	0.0	0.0	-	0	0	0	0	0	0	0	0	-	-	-
Dec. 2	@STL	8	5	3	-	0.0	0.0	-	0	0	0	0	1	0	0	0	-	-	-
Dec. 9	MIA	10	4	6	-	0.0	0.0	-	0	0	0	0	0	0	0	0	-	-	-
Dec. 16	@NE	7	5	2	-	0.0	0.0	-	0	0	0	0	0	0	1	66	-	-	-
Dec. 23	@SEA	3	2	1	-	0.0	0.0	-	0	0	0	0	1	0	0	0	-	-	-
Dec. 30	ARI	3	3	0	-	0.0	0.0	-	0	0	0	0	0	0	0	0	-	-	-
TOTALS		109	65	44	-	0.0	0.0	-	3	21	20	0	11	1	2	71	-	-	-
PLAYOFFS																			
Jan. 12	GB	10	5	5	-	0.0	0.0	-	0	0	0	0	0	1	0	0	-	-	-
Jan. 20	@ATL	7	3	4	-	0.0	0.0	-	0	0	0	0	0	0	0	0	-	-	-
Feb. 3	BAL	10	5	5	-	0.0	0.0	-	0	0	0	0	0	0	0	0	-	-	-
TOTALS		27	13	14	-	0.0	0.0	-	0	0	0	0	0	1	0	0	-	-	-

2011 (W/SAN FRANCISCO)

DATE	OPP	TACKLES			TFL	SK	YDS	QB	INTERCEPTIONS					FUMBLES			ST TACKLES		
		T	S	A					NO	YDS	LG	TD	PD	FF	FR	YDS	T	S	A
Sept. 11	SEA								Inactive										
Sept. 18	DAL								Inactive										
Sept. 25	@CIN	11	6	5	-	0.0	0.0	-	0	0	0	0	0	0	0	0	-	-	-
Oct. 2	@PHI	10	8	2	-	0.0	0.0	-	0	0	0	0	1	0	1	0	-	-	-
Oct. 9	TB	4	2	2	-	0.0	0.0	-	0	0	0	0	0	1	0	0	-	-	-
Oct. 16	@DET	7	4	3	-	0.0	0.0	-	0	0	0	0	0	0	0	0	-	-	-
Oct. 30	CLE	4	3	1	-	0.0	0.0	-	1	0	0	0	1	0	0	0	-	-	-
Nov. 6	@WAS	5	4	1	-	0.0	0.0	-	1	0	0	0	1	0	0	0	-	-	-
Nov. 13	NYG	5	3	2	-	0.0	0.0	-	0	0	0	0	1	0	0	0	-	-	-
Nov. 20	ARI	3	3	0	-	0.0	0.0	-	1	2	2	0	0	0	0	0	-	-	-
Nov. 24	@BAL	5	4	1	-	0.0	0.0	-	0	0	0	0	0	0	0	0	-	-	-
Dec. 4	STL	3	3	0	-	0.0	0.0	-	1	13	13	0	1	0	0	0	-	-	-
Dec. 11	@ARI	5	4	1	-	0.0	0.0	-	1	17	17	0	1	0	0	0	-	-	-
Dec. 19	PIT	7	7	0	-	0.0	0.0	-	1	21	21	0	1	0	0	0	-	-	-
Dec. 24	@SEA	8	4	4	-	0.0	0.0	-	0	0	0	0	0	0	0	0	-	-	-
Jan. 1	@STL	3	3	0	-	0.0	0.0	-	0	0	0	0	1	0	0	0	-	-	-
TOTALS		80	58	22	-	0.0	0.0	-	6	53	21	0	9	1	1	0	-	-	-
PLAYOFFS																			
Jan. 14	NO	13	10	3	-	0.0	0.0	-	1	41	41	0	2	0	0	0	-	-	-
Jan. 22	NYG	7	3	4	-	0.0	0.0	-	0	0	0	0	1	0	0	0	-	-	-
TOTALS		20	13	7	-	0.0	0.0	-	1	41	41	0	3	0	0	0	-	-	-

2010 (W/SAN FRANCISCO)

DATE	OPP	TACKLES			TFL	SK	YDS	QB	INTERCEPTIONS					FUMBLES			ST TACKLES		
		T	S	A					NO	YDS	LG	TD	PD	FF	FR	YDS	T	S	A
Sept. 12	@SEA	4	4	0	-	0.0	0.0	-	0	0	0	0	0	0	0	0	-	-	-
Sept. 20	NO	4	2	2	-	0.0	0.0	-	0	0	0	0	0	0	0	0	-	-	-
Sept. 26	@KC	5	5	0	-	0.0	0.0	-	0	0	0	0	1	0	0	0	-	-	-
Oct. 3	@ATL	10	8	2	-	0.0	0.0	-	0	0	0	0	1	0	0	0	-	-	-
Oct. 10	PHI	8	5	3	-	0.0	0.0	-	0	0	0	0	2	0	0	0	-	-	-
Oct. 17	OAK	5	2	3	-	0.0	0.0	-	0	0	0	0	0	0	0	0	-	-	-
Oct. 24	@CAR	9	7	2	-	0.0	0.0	-	0	0	0	0	1	0	0	0	-	-	-
Oct. 31	DEN	2	2	0	-	0.0	0.0	-	0	0	0	0	0	0	0	0	-	-	-
Nov. 14	STL	4	3	1	-	0.0	0.0	-	0	0	0	0	0	0	0	0	-	-	-
Nov. 21	TB	8	5	3	-	0.0	0.0	-	0	0	0	0	0	0	0	0	-	-	-
Nov. 29	@ARI	3	2	1	-	0.0	0.0	-	0	0	0	0	0	0	0	0	-	-	-
Dec. 5	@GB	10	6	4	-	0.0	0.0	-	0	0	0	0	0	0	0	0	-	-	-
Dec. 12	SEA	9	6	3	-	0.0	0.0	-	1	39t	39t	1	1	0	0	0	-	-	-
Dec. 16	@SD	9	6	3	-	0.0	0.0	-	0	0	0	0	0	0	0	0	-	-	-
Dec. 26	@STL	8	7	1	-	0.0	0.0	-	0	0	0	0	0	0	0	0	-	-	-
Jan. 2	ARI	4	4	0	-	1.0	8.0	-	0	0	0	0	0	0	0	0	-	-	-
TOTALS		102	74	28	-	1.0	8.0	0	1	39	39t	0	6	0	0	0	-	-	-

2009 (W/SAN FRANCISCO)

DATE	OPP	TACKLES			TFL	SK	YDS	QBP	INTERCEPTIONS					PD	FUMBLES			ST TACKLES		
		T	S	A					NO	YDS	LG	TD	PD		FF	FR	YDS	T	S	A
Sept. 13	@ARI	4	4	0	-	0.0	0.0	-	0	0	0	0	0	0	0	0	0	-	-	-
Sept. 20	SEA	5	4	1	-	0.0	0.0	-	1	0	0	0	1	0	0	0	0	-	-	-
Sept. 27	@MIN	11	6	5	-	0.0	0.0	-	0	0	0	0	0	0	0	0	0	-	-	-
Oct. 4	STL	9	5	4	-	1.0	0.0	-	0	0	0	0	0	0	0	0	0	-	-	-
Oct. 11	ATL	5	4	1	-	0.0	0.0	-	0	0	0	0	1	0	0	0	0	-	-	-
Oct. 25	@HOU	8	8	0	-	0.0	0.0	-	0	0	0	0	0	1	1	0	0	-	-	-
Nov. 1	@IND	10	8	2	-	0.0	0.0	-	0	0	0	0	1	0	0	0	0	-	-	-
Nov. 8	TEN	6	5	1	-	0.0	0.0	-	0	0	0	0	0	0	0	0	0	-	-	-
Nov. 12	CHI	6	6	0	-	0.0	0.0	-	1	2	2	0	1	0	0	0	0	-	-	-
Nov. 22	@GB	10	8	2	-	0.0	0.0	-	0	0	0	0	0	0	0	0	0	-	-	-
Nov. 29	JAX	11	10	1	-	0.0	0.0	-	0	0	0	0	0	0	0	0	0	-	-	-
Dec. 6	@SEA	8	5	3	-	0.0	0.0	-	0	0	0	0	0	0	0	0	0	-	-	-
Dec. 14	ARI	7	5	2	-	0.0	0.0	-	1	3	3	0	2	2	0	0	0	-	-	-
Dec. 20	@PHI	3	3	0	-	0.0	0.0	-	0	0	0	0	0	0	0	0	0	-	-	-
Dec. 27	DET	4	2	2	-	0.0	0.0	-	1	34	34	0	1	0	0	0	0	-	-	-
Jan. 3	@STL	7	5	2	-	1.0	7.0	-	0	0	0	0	0	0	0	0	0	-	-	-
TOTALS		102	74	28	-	1.0	8.0	0	1	39	39	0	6	0	0	0	0	-	-	-

2008 (W/SAN FRANCISCO)

DATE	OPP	TACKLES			TFL	SK	YDS	QBP	INTERCEPTIONS					PD	FUMBLES			ST TACKLES		
		T	S	A					NO	YDS	LG	TD	PD		FF	FR	YDS	T	S	A
Sept. 7	ARI	4	3	1	-	0.0	0.0	-	0	0	0	0	0	0	0	0	0	-	-	-
Sept. 14	@SEA	6	2	4	-	0.0	0.0	-	0	0	0	0	0	0	0	0	0	-	-	-
Sept. 21	DET	1	1	0	-	0.0	0.0	-	0	0	0	0	0	0	0	0	0	-	-	-
Sept. 28	@NO	4	2	2	-	0.0	0.0	-	0	0	0	0	0	0	0	0	0	-	-	-
Oct. 5	NE	2	0	2	-	0.0	0.0	-	0	0	0	0	0	0	0	0	0	-	-	-
Oct. 12	PHI	2	2	0	-	0.0	0.0	-	0	0	0	0	0	0	0	0	0	-	-	-
Oct. 19	@NYG	1	0	1	-	0.0	0.0	-	0	0	0	0	0	0	0	0	0	-	-	-
Oct. 26	SEA								Inactive											
Nov. 10	@ARI								Inactive											
Nov. 16	STL								Inactive											
Nov. 23	@DAL								Inactive											
Nov. 30	@BUF								Inactive											
Dec. 7	NYJ								Inactive											
Dec. 14	@MIA								Inactive											
Dec. 21	@STL	0	0	0	-	0.0	0.0	-	0	0	0	0	0	0	0	0	0	-	-	-
Dec. 28	WAS	3	2	1	-	0.0	0.0	-	0	0	0	0	1	0	0	0	0	-	-	-
TOTALS		23	12	11	-	0.0	0.0	-	0	0	0	0	1	0	0	0	0	-	-	-

2007 (W/SAN FRANCISCO)

DATE	OPP	TACKLES			TFL	SK	YDS	QBP	INTERCEPTIONS					PD	FUMBLES			ST TACKLES		
		T	S	A					NO	YDS	LG	TD	PD		FF	FR	YDS	T	S	A
Sept. 10	ARI								Inactive											
Sept. 16	@STL								Inactive											
Sept. 23	@PIT								Inactive											
Sept. 30	SEA								Inactive											
Oct. 7	BAL	0	0	0	-	0.0	0.0	-	0	0	0	0	0	0	0	0	0	-	-	-
Oct. 21	@NYG	4	3	1	-	0.0	0.0	-	0	0	0	0	0	0	0	0	0	-	-	-
Oct. 28	NO	0	0	0	-	0.0	0.0	-	0	0	0	0	0	0	0	0	0	-	-	-
Nov. 4	@ATL	1	0	1	-	0.0	0.0	-	0	0	0	0	0	0	0	0	0	-	-	-
Nov. 12	@SEA	0	0	0	-	0.0	0.0	-	0	0	0	0	0	0	0	0	0	-	-	-
Nov. 18	STL								Inactive											
Nov. 25	@ARI								Inactive											
Dec. 2	@CAR	1	1	0	-	0.0	0.0	-	0	0	0	0	1	0	0	0	0	-	-	-
Dec. 9	MIN	3	1	2	-	0.0	0.0	-	0	0	0	0	0	0	0	0	0	-	-	-
Dec. 15	CIN	0	0	0	-	0.0	0.0	-	0	0	0	0	0	0	0	0	0	-	-	-
Dec. 23	TB	1	0	1	-	0.0	0.0	-	0	0	0	0	1	0	0	0	0	-	-	-
Dec. 30	@CLE	5	2	3	-	0.0	0.0	-	0	0	0	0	0	0	0	0	0	-	-	-
TOTALS		15	7	8	-	0.0	0.0	-	0	0	0	0	2	0	0	0	0	-	-	-

53

NAJEE GOODE**LINEBACKER****HT: 6-0 WT: 244****DOB: 6/4/89****NFL: 2ND YEAR****ACQ: D5, 2012****COLLEGE: WEST VIRGINIA****ACQUIRED BY BUCS:**

- x Selected by Tampa Bay in the fifth round (140th overall) of the 2012 NFL Draft.

2012 HIGHLIGHTS:

- x Made NFL debut at Dallas (9/23).
- x Also played against St. Louis (12/23) and at Atlanta (12/30).

COLLEGE/PERSONAL:

- x A team captain that tied a school record by playing in 52 career games, including 25 starts (2008-11).
- x Finished with 157 tackles, 22.5 tackles for loss, 8.0 sacks, two interceptions, two forced fumbles and two fumble recoveries.
- x Named first-team All-Big East following senior season, in which he started all 13 games – five games at weakside linebacker, four at middle linebacker and four at strongside linebacker.
- x Led team with 87 tackles and 15.0 tackles for loss and was third on the team with 5.0 sacks.
- x Also had one forced fumble, one fumble recovery, two interceptions, seven pass breakups and six quarterback pressures.
- x Played in all 12 games, starting the first 11 contests at strongside linebacker as a junior.
- x Ranked eighth on the team with 47 tackles (26 solo), including 8.5 for loss.
- x Added 3.0 sacks for minus-18 yards, four quarterback pressures, one forced fumble and four passes defended.
- x Majored in industrial engineering.
- x Attended Benedictine High School (Cleveland, Ohio) where he was a dual-threat quarterback, in addition to playing linebacker.

- x Named the MVP of the Cuyahoga County East-West High School All-Star Charity Game.
- x Also lettered in track, where he won the Division II state championship in the discus, with a school-record toss of 172'01".
- x Visited youth at All Children's Hospital in St. Petersburg and sang holiday carols to residents at Westminster Palms retirement home in December 2012.
- x Helped host a lunch for service members at Coast Guard Air Station Clearwater and visited veterans recovering from injury and illness at Bay Pines VA Hospital in November 2012.
- x In June 2012, visited MacDill Air Force Base to tour a hurricane aircraft, witness a military dog training session, and thank civilian workers and active duty military for their service.
- x Hosted an educational scavenger hunt for children from the Boys & Girls Clubs of Tampa Bay at Busch Gardens Tampa in June 2012.
- x Helped host an outing to a Tampa Bay Rays game for underprivileged students from Campbell Park Elementary in May 2012.
- x Signed autographs, handed out Buccaneers teddy bears, and greeted patients at St. Joseph's Children's Hospital in May 2012.
- x Son of Fatimah and John Goode.
- x Born Najee Goode on June 4, 1989, in Cleveland, Ohio.

GOODE'S CAREER STATISTICS

YEAR	TEAM	GP	GS	TACKLES				SK	INTERCEPTIONS					FUMBLES			ST TACKLES			
				TOT	SOLO	ASST			YDS	NO	YDS	LG	TD	PD	FF	FR	YDS	T	S	A
2012	Tampa Bay	3	0	0	0	0	0.0	0.0	0	0	0	0	0	0	0	0	0	0	0	0
NFL Totals		3	0	0	0	0	0.0	0.0	0	0	0	0	0	0	0	0	0	0	0	0

GOODE'S GAME-BY-GAME STATISTICS


2012

DATE	OPP	TACKLES							INTERCEPTIONS					FUMBLES			TACKLES		
		T	S	A	TFL	SK	YDS	QH	NO	YDS	LG	TD	PD	FF	FR	YDS	T	S	A
Sept. 9	CAR								Inactive										
Sept. 16	@NYG								Inactive										
Sept. 23	@DAL	0	0	0	0	0.0	0.0	0	0	0	0	0	0	0	0	0	0	0	0
Sept. 30	WAS								Inactive										
Oct. 14	KC								Inactive										
Oct. 21	NO								Inactive										
Oct. 25	@MIN								Inactive										
Nov. 4	@OAK								Inactive										
Nov. 11	SD								Inactive										
Nov. 18	@CAR								Inactive										
Nov. 25	ATL								Inactive										
Dec. 2	@DEN								Inactive										
Dec. 9	PHI								Inactive										
Dec. 16	@NO								Inactive										
Dec. 23	STL	0	0	0	0	0.0	0.0	0	0	0	0	0	0	0	0	0	0	0	0
Dec. 30	@ATL	0	0	0	0	0.0	0.0	0	0	0	0	0	0	0	0	0	0	0	0
TOTALS		0	0	0	0	0.0	0.0	0	0	0	0	0	0	0	0	0	0	0	0

36

DANNY GORRER

CORNERBACK
HT: 6-0 WT: 180
DOB: 6/1/86
NFL: 4TH YEAR
ACQ: W(SEA), 2012
COLLEGE: TEXAS A&M

**ACQUIRED BY BUCS:**

- x Claimed by Tampa Bay off waivers from the Seattle Seahawks on October 31, 2012.

ORIGINALLY ENTERED NFL:

- x Originally entered the NFL as a college free agent with the New Orleans Saints on May 4, 2009.

CAREER HIGHLIGHTS:

- x Has played in 20 career games, including two starts.
- x On Seattle Seahawks active roster from Weeks 3-8 in 2012.
- x Played in 11 games with Baltimore in 2011, totaling three tackles and four passes defended.
- x Spent all of 2010 on Ravens practice squad.
- x Played three games with St. Louis in 2009, recording seven tackles and one pass defended.
- x Also spent time on practice squads of New Orleans (2009) and Indianapolis (2010).
- x Recorded first career interception vs. St. Louis (12/23/12).
- x Started his first career NFL game as a member of the Rams at Arizona (12/27/09).

2012 HIGHLIGHTS:

- x Was on Seattle's active roster from Weeks 3-8.
- x Joined Tampa Bay in Week 9.
- x Made Buccaneers debut vs. Atlanta (11/25).
- x Registered one tackle on defense and one on special teams at Denver (12/2).
- x Posted one pass defended and one special teams tackle vs. Philadelphia (12/9).
- x Started first game as a Buccaneers at New Orleans (12/16) and tied a career high with four tackles.
- x Notched first career interception vs. St. Louis (12/23). Also posted two tackles.

COLLEGE/PERSONAL:

- x Appeared in 42 career games, with 28 starts, at Texas A&M (2005-08).
- x Recorded 141 tackles (73 solo), 13 passes defended, 2.0 sacks, one interception and two forced fumbles.
- x Played in 11 games his senior year, starting four at cornerback.
- x Registered 29 tackles (18 solo), 2.0 sacks and two passes defended.
- x Started his first seven games as a junior before suffering a season-ending knee injury.
- x Recorded 30 tackles (14 solo) and one pass defended.
- x Started all 13 games as a sophomore, tallying 52 tackles (26 solo), one interception and 13 passes defended.
- x Saw action in all 11 games (four starts) as a redshirt freshman, posting 30 tackles (15 solo), seven passes defended and one forced fumble.
- x Redshirted in 2004.
- x Graduated with a degree in agricultural leadership and development in Dec. 2008.
- x Prepped at Memorial High School (Port Arthur, TX), where he recorded 68 tackles, nine interceptions and two touchdowns as a senior.
- x Selected to the Associated Press All-State second-team.
- x Named first-team All-Greater Houston Area, first-team Port Arthur News Super Teams, first-team Beaumont Enterprise Super Gold Team and first-team All-District.
- x Won the 2003 5A state championship 4x400-meter relay as a senior.
- x Born Danny Gorrer on June 1, 1986 in Port Arthur, Texas.

GORRER'S CAREER STATISTICS

		TACKLES							INTERCEPTIONS				FUMBLES			ST TACKLES			
YEAR	TEAM	GP	GS	TOT	SOLO	ASST	SK	YDS	NO	YDS	LG	TD	PD	FF	FR	YDS	T	S	A
2009	St. Louis	3	1	5	5	0	0.0	0.0	0	0	0	0	1	0	0	0	3	3	0
2011	Baltimore	1	0	5	5	0	0.0	0.0	0	0	0	0	4	0	0	0	2	2	0
2012	Seattle/T.B.	6	1	8	3	0	0.0	0.0	1	0	0	0	2	0	0	0	2	2	0
NFL Totals		29	1	18	18	0	0.0	0.0	1	0	0	0	7	0	0	0	7	7	0

SINGLE-GAME HIGHS

Tackles: 4, twice, last at New Orleans, 12/16/12

Passes Defensed: 2, at Cleveland, 12/4/11

GORRER'S GAME-BY-GAME STATISTICS

2012

DATE	OPP	TACKLES							INTERCEPTIONS						FUMBLES			TACKLES						
		T	S	A	TFL	SK	YDS	QB	NO	YDS	LG	TD	PD	FF	FR	YDS	T	S	A					
Sept. 9	CAR								Not On Roster															
Sept. 16	@NYG								Not On Roster															
Sept. 23	@DAL								Inactive															
Sept. 30	WAS								Inactive															
Oct. 14	KC								Inactive															
Oct. 21	NO								Inactive															
Oct. 25	@MIN								Inactive															
Nov. 4	@OAK								Inactive															
Nov. 11	SD								Inactive															
Nov. 18	@CAR								Inactive															
Nov. 25	ATL	0	0	0	0	0.0	0.0	0	0	0	0	0	0	0	0	0	0	0	0					
Dec. 2	@DEN	1	1	0	0	0.0	0.0	0	0	0	0	0	0	0	0	0	1	1	0					
Dec. 9	PHI	0	0	0	0	0.0	0.0	0	0	0	0	0	1	0	0	0	1	1	0					
Dec. 16	@NO	4	4	0	0	0.0	0.0	0	0	0	0	0	0	0	0	0	0	0	0					
Dec. 23	STL	2	2	0	0	0.0	0.0	0	1	0	0	0	1	0	0	0	0	0	0					
Dec. 30	@ATL	1	1	0	0	0.0	0.0	0	0	0	0	0	0	0	0	0	0	0	0					
TOTALS		8	8	0	0	0.0	0.0	0	1	0	0	0	2	0	0	0	2	2	0					

2011 (W/BALTIMORE)

DATE	OPP	TACKLES							INTERCEPTIONS					FUMBLES			TACKLES			
		T	S	A	TFL	SK	YDS	QB	NO	YDS	LG	TD	PD	FF	FR	YDS	T	S	A	
Sept. 11	PIT	Baltimore Practice Squad																		
Sept. 18	@TEN	0	0	0	-	0.0	0.0	0	0	0	0	0	0	0	0	0	0	0	0	
Sept. 25	@STL	0	0	0	-	0.0	0.0	0	0	0	0	0	0	0	0	0	0	0	0	
Oct. 2	NYJ	0	0	0	-	0.0	0.0	0	0	0	0	0	1	0	0	0	0	0	0	
Oct. 16	HOU	1	1	0	-	0.0	0.0	0	0	0	0	0	1	0	0	0	0	0	0	
Oct. 24	@JAC	1	1	0	-	0.0	0.0	0	0	0	0	0	0	0	0	0	0	0	0	
Oct. 30	ARI	Inactive																		
Nov. 6	@PIT	0	0	0	-	0.0	0.0	0	0	0	0	0	0	0	0	0	0	0	0	
Nov. 13	@SEA	0	0	0	-	0.0	0.0	0	0	0	0	0	0	0	0	0	0	0	0	
Nov. 20	CIN	0	0	0	-	0.0	0.0	0	0	0	0	0	0	0	0	0	1	1	0	
Nov. 24	SF	0	0	0	-	0.0	0.0	0	0	0	0	0	0	0	0	0	0	0	0	
Dec. 4	@CLE	0	0	0	-	0.0	0.0	0	0	0	0	0	2	0	0	0	1	1	0	
Dec. 11	IND	1	1	0	-	0.0	0.0	0	0	0	0	0	0	0	0	0	0	0	0	
Dec. 18	@SD	Inactive																		
Dec. 24	CLE	Inactive																		
Jan. 1	@CIN	Inactive																		
TOTALS		3	3	0	-	0.0	0.0	0	0	0	0	0	4	0	0	0	2	2	0	
PLAYOFFS																				
Jan. 15	HOU	0	0	0	-	0.0	0.0	0	0	0	0	0	0	0	0	0	1	1	0	
Jan. 22	@NE	0	0	0	-	0.0	0.0	0	0	0	0	0	0	0	0	0	0	0	0	
TOTALS		0	0	0	-	0.0	0.0	0	0	0	0	0	0	0	0	0	1	1	0	

2009 (W/ST. LOUIS)

DATE	OPP	TACKLES				TFL	SK	YDS	QBP	INTERCEPTIONS					PD	FUMBLES			TACKLES							
		T	S	A						NO	YDS	LG	TD			FF	FR	YDS	T	S	A					
Sept. 13	@SEA									New Orleans Practice Squad																
Sept. 20	@WAS									New Orleans Practice Squad																
Sept. 27	GB									New Orleans Practice Squad																
Oct. 4	@SF									New Orleans Practice Squad																
Oct. 11	MIN									New Orleans Practice Squad																
Oct. 18	@JAC									New Orleans Practice Squad																
Oct. 25	IND									New Orleans Practice Squad																
Nov. 1	@DET									New Orleans Practice Squad																
Nov. 15	NO									Inactive																
Nov. 22	ARI									Inactive																
Nov. 29	SEA									Inactive																
Dec. 6	@CHI									Inactive																
Dec. 13	@TEN									Inactive																
Dec. 20	HOU	0	0	0	-	0.0	0.0	0	0	0	0	0	0	0	0	0	0	0	1	1	0					
Dec. 27	@ARI	4	4	0	-	0.0	0.0	0	0	0	0	0	0	1	0	0	0	0	0	0						
Jan. 3	SF	0	0	0	-	0.0	0.0	0	0	0	0	0	0	0	0	0	0	0	0	0						
TOTALS		4	4	0	-	0.0	0.0	0	0	0	0	0	1	0	0	0	0	1	1	0						

35

CODY GRIMM**SAFETY****HT: 5-11 WT: 200****DOB: 2/26/87****NFL: 4TH YEAR****ACQ: D7A, 2010****COLLEGE: VIRGINIA TECH****ACQUIRED BY BUCS:**

- x Selected by Tampa Bay in the seventh round (210th overall) of the 2010 NFL Draft.

CAREER HIGHLIGHTS:

- x Made NFL debut in 2010 season opener vs. Cleveland (9/12/10), tying for the team lead with two special teams tackles.
- x Made first career start vs. Pittsburgh (9/26/10).
- x Intercepted first career pass at Cincinnati (10/10/10), returning it 11 yards for his first career touchdown. Posted career-high 11 tackles at Cincinnati.

2012 HIGHLIGHTS:

- x Played in season opener vs. Carolina (9/9) and recorded one special teams tackle.
- x Recorded two special teams tackles at New York Giants (9/16).
- x Recorded one special teams tackle vs. New Orleans (10/21).
- x Notched one special teams tackle at Minnesota (10/26).
- x Placed on Injured Reserve on November 27.

COLLEGE/PERSONAL:

- x Played in 54 games at Virginia Tech (2007-09), starting 15, amassing 214 tackles, 26.5 tackles for loss, 11.5 sacks, nine forced fumbles, two fumble recoveries and two interceptions.
- x A former walk-on who earned a scholarship.
- x Tied an NCAA FBS record with three forced fumbles against NC State.
- x Was tied for first nationally with seven forced fumbles during his senior season.
- x Named Defensive MVP of the 2009 Chick-fil-A Bowl.
- x A third-team All-American by the Associated Press and first-team All-ACC as a senior.

- x Graduated with degree in apparel, housing and resource management (residential property management).
- x Lettered three years in football as a strong safety at Oakton High School (Vienna, Virginia).
- x Earned first-team All-State and Northern Region Defensive Player of the Year honors as a senior.
- x Lettered three times in lacrosse and led his team to three state championships.
- x Signed autographs and interacted with fans during the team's annual Kickoff Party, presented by Miller Lite, in September 2011.
- x Served as a celebrity waiter for Shelton Quarles' Celebrity Waiter Night fundraiser to benefit the IMPACT Foundation in February 2011.
- x Visited Metropolitan Ministries to prepare food and spend time with kids in the Ministries' after school program in November 2010.
- x Participated in arts and crafts, a costume contest and haunted houses with over 800 underprivileged youth at the Buccaneers' third annual Halloween Celebration in October 2010.
- x Visited Just Elementary School in October 2010 to speak with students and participate in sports activities for the Buccaneers' Hometown Huddle event.
- x Hosted a bowling outing for foster children and accompanied the Boys & Girls Club of Orlando to a theme park in June 2010.
- x Son of Russ and Karen Grimm.
- x Father was enshrined in Pro Football Hall of Fame as a player in 2010 and is current Arizona Cardinals Assistant Head Coach.
- x Brother, Chad, played at Virginia Tech.
- x Born Cody James Grimm on February 26, 1987, in Fairfax, Virginia.

GRIMM'S CAREER STATISTICS

		TACKLES							INTERCEPTIONS					FUMBLES			ST TACKLES			
YEAR	TEAM	GP	GS	TOT	SOLO	ASST	SK	YDS	NO	YDS	LG	TD	PD	FF	FR	YDS	T	S	A	
2010	Tampa Bay	11	9	61	51	10	0.0	0.0	2	24	13	1	2	0	0	0	10	6	4	
2011	Tampa Bay	3	3	16	13	3	0.0	0.0	0	0	0	0	1	0	0	0	0	0	0	
2011	Tampa Bay	9	0	0	0	0	0.0	0.0	0	0	0	0	0	0	0	0	5	3	2	
NFL Totals		23	12	77	64	13	0.0	0.0	2	24	13	1	3	0	0	0	15	9	6	

ADDITIONAL STATS

Career Touchdowns: 1

11-yd. interception return, at Cincinnati, 10/10/10

GRIMM'S GAME-BY-GAME STATISTICS

2012

		TACKLES							INTERCEPTIONS					FUMBLES			TACKLES			
DATE	OPP	T	S	A	TFL	SK	YDS	QH	NO	YDS	LG	TD	PD	FF	FR	YDS	T	S	A	
Sept. 9	CAR	0	0	0	0	0.0	0.0	0	0	0	0	0	0	0	0	0	1	1	0	
Sept. 16	@NYG	0	0	0	0	0.0	0.0	0	0	0	0	0	0	0	0	0	2	0	2	
Sept. 23	@DAL	0	0	0	0	0.0	0.0	0	0	0	0	0	0	0	0	0	0	0	0	
Sept. 30	WAS	0	0	0	0	0.0	0.0	0	0	0	0	0	0	0	0	0	0	0	0	
Oct. 14	KC	0	0	0	0	0.0	0.0	0	0	0	0	0	0	0	0	0	0	0	0	
Oct. 21	NO	0	0	0	0	0.0	0.0	0	0	0	0	0	0	0	0	0	1	1	0	
Oct. 25	@MIN	0	0	0	0	0.0	0.0	0	0	0	0	0	0	0	0	0	1	1	0	
Nov. 4	@OAK	0	0	0	0	0.0	0.0	0	0	0	0	0	0	0	0	0	0	0	0	
Nov. 11	SD	Inactive																		
Nov. 18	@CAR	0	0	0	0	0.0	0.0	0	0	0	0	0	0	0	0	0	0	0	0	
Nov. 25	ATL	Inactive																		
Dec. 2	@DEN	Injured Reserve																		
Dec. 9	PHI	Injured Reserve																		
Dec. 16	@NO	Injured Reserve																		
Dec. 23	STL	Injured Reserve																		
Dec. 30	@ATL	Injured Reserve																		
TOTALS		0	0	0	0	0.0	0.0	0	0	0	0	0	0	0	0	0	5	3	2	

2011

DATE	OPP	TACKLES							INTERCEPTIONS					FUMBLES			TACKLES			
		T	S	A	TFL	SK	YDS	QBP	NO	YDS	LG	TD	PD	FF	FR	YDS	T	S	A	
Sept. 11	DET	3	3	0	0	0.0	0.0	0	0	0	0	0	0	0	0	0	0	0	0	
Sept. 18	@MIN	10	8	2	0	0.0	0.0	0	0	0	0	0	0	0	0	0	0	0	0	
Sept. 25	ATL	3	2	1	0	0.0	0.0	0	0	0	0	0	1	0	0	0	1	0	1	
Oct. 3	IND	Injured Reserve																		
Oct. 9	@SF	Injured Reserve																		
Oct. 16	NO	Injured Reserve																		
Oct. 23	CHI	Injured Reserve																		
Nov. 6	@NO	Injured Reserve																		
Nov. 13	HOU	Injured Reserve																		
Nov. 20	@GB	Injured Reserve																		
Nov. 27	@TEN	Injured Reserve																		
Dec. 4	CAR	Injured Reserve																		
Dec. 11	@JAC	Injured Reserve																		
Dec. 17	DAL	Injured Reserve																		
Dec. 24	@CAR	Injured Reserve																		
Jan. 1	@ATL	Injured Reserve																		
TOTALS		16	13	3	0	0.0	0.0	0	0	0	0	0	1	0	0	0	1	0	1	

2010

DATE	OPP	TACKLES							INTERCEPTIONS					FUMBLES			ST TACKLES		
		T	S	A	TFL	SK	YDS	QBP	NO	YDS	LG	TD	PD	FF	FR	YDS	T	S	A
Sept. 12	CLE	0	0	0	0	0.0	0.0	0	0	0	0	0	0	0	0	0	2	2	0
Sept. 19	@CAR	0	0	0	0	0.0	0.0	0	0	0	0	0	0	0	0	0	0	0	0
Sept. 26	PIT	8	8	0	0	0.0	0.0	0	0	0	0	0	0	0	0	0	2	1	1
Oct. 10	@CIN	11	9	2	0	0.0	0.0	0	1	11	11	1	1	0	0	0	2	2	0
Oct. 17	NO	6	3	3	0	0.0	0.0	0	1	13	13	0	1	0	0	0	0	0	0
Oct. 24	STL	4	4	0	0	0.0	0.0	0	0	0	0	0	0	0	0	0	2	1	1
Oct. 31	@ARI	9	6	3	0	0.0	0.0	0	0	0	0	0	0	0	0	0	1	0	1
Nov. 7	@ATL	7	5	2	0	0.0	0.0	0	0	0	0	0	0	0	0	0	1	0	1
Nov. 14	CAR	4	4	0	0	0.0	0.0	0	0	0	0	0	0	0	0	0	0	0	0
Nov. 21	@SF	8	8	0	0	0.0	0.0	0	0	0	0	0	0	0	0	0	0	0	0
Nov. 28	@BAL	4	4	0	0	0.0	0.0	0	0	0	0	0	0	0	0	0	0	0	0
Dec. 5	ATL								Injured Reserve										
Dec. 12	@WAS								Injured Reserve										
Dec. 19	DET								Injured Reserve										
Dec. 26	SEA								Injured Reserve										
Jan. 2	@NO								Injured Reserve										
TOTALS		61	51	10	0	0.0	0.0	0	2	24	13	1	2	0	0	0	10	6	4

18

DEREK HAGAN**WIDE RECEIVER****HT: 6-2 WT: 210****DOB: 9/21/84****NFL: 8TH YEAR****ACQ: FA, 2013****COLLEGE: ARIZONA STATE****ACQUIRED BY BUCS:**

- x Signed by Tampa Bay on June 13, 2013 as a free agent.

ORIGINALLY ENTERED NFL:

- x Originally selected by the Miami Dolphins in the third round (82nd overall) of the 2006 NFL Draft.

CAREER HIGHLIGHTS:

- x Played in 83 career games, with 10 starts, recording 129 receptions for 1,480 yards and six touchdowns.
- x Made his first career start at Buffalo (12/9/07), finishing the game with eight catches for 93 yards, both career-highs.
- x Caught his first career touchdown against Green Bay (10/22/06).
- x Made his NFL debut at Pittsburgh (9/7/06).

2012 HIGHLIGHTS:

- x Played in 14 regular season games, starting two, totaling 20 receptions for 259 yards.
- x Had a season-high 85 receiving yards at Atlanta, including a career-long 38-yard reception.

COLLEGE/PERSONAL:

- x Started 36-of-50 games at Arizona State (2002-2005), totaling 258 receptions for 3,939 yards and 27 touchdowns.
- x Finished his career as the Pac-10's all-time leader in receptions, and ranked second in conference history in career receiving yards.
- x Left Arizona State as the school's all-time leader in receptions, receiving yards, receiving touchdowns, 100-yard games (18).
- x Semifinalist for the Biletnikoff Award (Best Wide Receiver) as both a junior and senior.

- x Three-time All-Pac-10 selection (first-team 2005; second-team 2004; honorable mention 2003).
- x Two-time All-American by Rivals.com (Third-team 2005; second-team 2004).
- x Earned an invitation to the 2005 Senior Bowl.
- x Caught 83 passes in 2004, the second-most in school history.
- x Has two of the top five receiving seasons in school history.
- x Named to the Pac-10 All-Freshman team by the Sporting News
- x Majored in interdisciplinary studies.
- x Attended Palmdale High School (Palmdale, California).
- x Earned honorable mention all-region honors from PrepStar Magazine as a senior.
- x Earned all-conference honors in both his junior and senior seasons.
- x As a senior, caught 65 passes for a school record 843 yards and five touchdowns. Also added nine interceptions on defense.
- x Born Derek Hagan on September 21, 1984 in Palmdale, California.

HAGAN'S CAREER STATISTICS

YEAR	TEAM	GP	GS	RECEIVING				LG	TD	RUSHING			
				NO	YDS	AVG				ATT	YDS	AVG	LG
2006	Miami	16	0	21	221	10.5	24	1	0	0	-	-	0
2007	Miami	16	1	29	373	12.9	22t	2	0	0	-	-	0
2008	Miami	4	0	3	51	17.0	20	0	0	0	-	-	0
2009	N.Y. Giants	16	0	8	101	12.6	23t	1	0	0	-	-	0
2010	N.Y. Giants	7	4	24	223	9.3	17	1	0	0	-	-	0
2011	Oakland/Buffalo	10	3	24	252	10.5	29	1	0	0	-	-	0
2012	Oakland	14	2	20	259	13.0	38	0	0	0	-	-	0
NFL Totals		83	10	129	1,480	11.5	38	6	0	0	-	-	0

HAGAN'S GAME-BY-GAME STATISTICS

2012 (W/OAKLAND)

DATE	OPP	NO	YDS	RECEIVING				ATT	YDS	RUSHING			
				AVG	LG	TD				AVG	LG	TD	
Sept. 10	SD	4	44	11.0	17	0		0	0	-	-	0	
Sept. 16	@MIA	1	10	10.0	10	0		0	0	-	-	0	
Sept. 23	PIT	3	30	10.0	17	0		0	0	-	-	0	
Sept. 30	@DEN	2	18	9.0	10	0		0	0	-	-	0	
Oct. 14	@ATL	4	85	21.3	38	0		0	0	-	-	0	
Oct. 21	JAC	0	0	-	-	0		0	0	-	-	0	
Oct. 28	@KC	0	0	-	-	0		0	0	-	-	0	
Nov. 4	TB	1	6	6.0	6	0		0	0	-	-	0	
Nov. 11	@BAL	2	24	12.0	14	0		0	0	-	-	0	
Nov. 18	NO	1	17	17.0	17	0		0	0	-	-	0	
Nov. 25	@CIN	0	0	-	-	0		0	0	-	-	0	
Dec. 2	CLE	1	6	6.0	6	0		0	0	-	-	0	
Dec. 6	DEN				Inactive								
Dec. 12	KC				Inactive								
Dec. 23	@CAR	1	19	19.0	19	0		0	0	-	-	0	
Dec. 30	@SD	0	0	-	-	0		0	0	-	-	0	
TOTALS		20	259	13.0	38	0		0	0	-	-	0	

2011 (W/OAKLAND)

DATE	OPP	NO	YDS	RECEIVING				ATT	YDS	RUSHING			
				AVG	LG	TD				AVG	LG	TD	
Sept. 12	@DEN				Inactive								
Sept. 18	@BUF	5	61	12.2	25	0		0	0	-	-	0	
Sept. 25	NYJ	1	13	13.0	13	0		0	0	-	-	0	
Oct. 2	NE	4	27	6.8	10	0		0	0	-	-	0	
Oct. 9	@HOU	1	13	13.0	13	0		0	0	-	-	0	
Oct. 16	CLE	0	0	-	-	0		0	0	-	-	0	
Oct. 23	KC	0	0	-	-	0		0	0	-	-	0	
Nov. 6	DEN				Not with team								
Nov. 10	@SD				Not with team								
Nov. 20	@MIN				Not with team								
Nov. 27	@NYJ*				Inactive								
Dec. 4	TEN*				Inactive								
Dec. 11	@SD*	2	28	14.0	17	0		0	0	-	-	0	
Dec. 18	MIA*	2	12	6.0	10	1		0	0	-	-	0	
Dec. 24	DEN*	2	9	4.5	6	0		0	0	-	-	0	
Jan. 1	@NE*	7	89	12.7	29	0		0	0	-	-	0	
TOTALS		24	252	10.5	29	1		0	0	-	-	0	

* = Games played with Buffalo

2010 (W/N.Y. GIANTS)

DATE	OPP	NO	RECEIVING				ATT	RUSHING				TD
			YDS	AVG	LG	TD		YDS	AVG	LG	TD	
Sept. 12	CAR				Not With Team							
Sept. 19	@IND				Not With Team							
Sept. 26	TEN				Not With Team							
Oct. 3	CHI				Not With Team							
Oct. 10	@HOU				Not With Team							
Oct. 17	DET				Not With Team							
Oct. 25	@DAL				Not With Team							
Nov. 7	@SEA				Not With Team							
Nov. 14	DAL				Not With Team							
Nov. 21	@PHI	3	10	3.3	5t	1	0	0	-	-	0	
Nov. 28	JAC	2	21	10.5	15	0	0	0	-	-	0	
Dec. 5	WAS	7	65	9.3	17	0	0	0	-	-	0	
Dec. 13	@MIN	1	10	10.0	10	0	0	0	-	-	0	
Dec. 19	PHI	3	36	12.0	16	0	0	0	-	-	0	
Dec. 26	@GB	2	11	5.5	8	0	0	0	-	-	0	
Jan. 2	@WAS	6	70	11.7	17	0	0	0	-	-	0	
TOTALS		24	223	9.3	17	1	0	0			0	

2009 (W/N.Y. GIANTS)

DATE	OPP	NO	RECEIVING				ATT	RUSHING				TD
			YDS	AVG	LG	TD		YDS	AVG	LG	TD	
Sept. 13	WAS	0	0	-	-	0	0	0	-	-	0	
Sept. 20	@DAL	1	12	12.0	12	0	0	0	-	-	0	
Sept. 27	@TB	0	0	-	-	0	0	0	-	-	0	
Oct. 4	@KC	0	0	-	-	0	0	0	-	-	0	
Oct. 11	OAK	1	7	7.0	7	0	0	0	-	-	0	
Oct. 18	@NO	0	0	-	-	0	0	0	-	-	0	
Oct. 25	ARI	0	0	-	-	0	0	0	-	-	0	
Nov. 1	@PHI	2	7	3.5	8	0	0	0	-	-	0	
Nov. 8	SD	0	0	-	-	0	0	0	-	-	0	
Nov. 22	ATL	0	0	-	-	0	0	0	-	-	0	
Nov. 26	@DEN	0	0	-	-	0	0	0	-	-	0	
Dec. 6	DAL	0	0	-	-	0	0	0	-	-	0	
Dec. 13	PHI	0	0	-	-	0	0	0	-	-	0	
Dec. 21	@WAS	1	23	23.0	23t	0	0	0	-	-	0	
Dec. 27	CAR	1	21	21.0	21	0	0	0	-	-	0	
Jan. 3	@MIN	2	31	15.5	16	0	0	0	-	-	0	
TOTALS		8	101	12.6	23t	0	0	0			0	

2008 (W/MIAMI)

DATE	OPP	NO	RECEIVING				ATT	RUSHING				TD
			YDS	AVG	LG	TD		YDS	AVG	LG	TD	
Sept. 7	NYJ	0	0	-	-	0	0	0	-	-	0	
Sept. 14	@ARI	3	51	17.0	20	0	0	0	-	-	0	
Sept. 21	@NE	0	0	-	-	0	0	0	-	-	0	
Oct. 5	SD				Inactive							
Oct. 12	@HOU				Inactive							
Oct. 19	BAL				Inactive							
Oct. 26	BUF	0	0	-	-	0	0	0	-	-	0	
Nov. 2	@DEN				Inactive							
Nov. 9	SEA				Not With Team							
Nov. 16	OAK				Not With Team							
Nov. 23	NE				Not With Team							
Nov. 30	@STL				Not With Team							
Dec. 7	@BUF				Not With Team							
Dec. 14	SF				Not With Team							
Dec. 21	CAR*				Inactive							
Dec. 28	MIN*				Inactive							
TOTALS		3	51	17.0	20	0	0	0			0	
PLAYOFFS												
Jan. 3	PHI*	0	0	-	0	0	0	0	-	-	0	
TOTALS		0	0	-	0	0	0	0			0	

* = Games played with N.Y. Giants


2007 (W/MIAMI)

DATE	OPP	NO	RECEIVING				TD	ATT	RUSHING			
			YDS	AVG	LG				YDS	AVG	LG	TD
Sept. 9	@WAS	0	0	-	-		0	0	0	-	-	0
Sept. 16	DAL	2	33	16.5	21t		1	0	0	-	-	0
Sept. 23	@NYJ	1	9	9.0	9		0	0	0	-	-	0
Sept. 30	OAK	0	0	-	-		0	0	0	-	-	0
Oct. 7	@HOU	0	0	-	-		0	0	0	-	-	0
Oct. 14	@CLE	3	30	10.0	15		0	0	0	-	-	0
Oct. 21	NE	4	56	14.0	20		0	0	0	-	-	0
Oct. 28	@NYG	2	27	13.5	15		0	0	0	-	-	0
Nov. 11	BUF	2	29	14.5	21		0	0	0	-	-	0
Nov. 18	@PHI	0	0	-	-		0	0	0	-	-	0
Nov. 26	@PIT	0	0	-	-		0	0	0	-	-	0
Dec. 2	NYJ	2	14	7.0	9		0	0	0	-	-	0
Dec. 9	@BUF	8	93	11.6	21		0	0	0	-	-	0
Dec. 16	BAL	3	38	12.7	21		0	0	0	-	-	0
Dec. 23	@NE	0	0	-	-		0	0	0	-	-	0
Dec. 30	CIN	2	44	22.0	22t		1	0	0	-	-	0
TOTALS		29	373	12.9	22t		2	0	0	-	-	0

2006 (W/MIAMI)

DATE	OPP	NO	RECEIVING				TD	ATT	RUSHING			
			YDS	AVG	LG				YDS	AVG	LG	TD
Sept. 7	@PIT	1	14	14.0	14		0	0	0	-	-	0
Sept. 17	BUF	0	0	-	-		0	0	0	-	-	0
Sept. 24	TEN	0	0	-	-		0	0	0	-	-	0
Oct. 1	@HOU	0	-	-	-		0	0	0	-	-	0
Oct. 8	@NE	1	17	17.0	17		0	0	0	-	-	0
Oct. 15	@NYJ	6	66	11.0	24		0	0	0	-	-	0
Oct. 22	GB	5	53	10.6	17		1	0	0	-	-	0
Nov. 5	@CHI	1	7	7.0	7		0	0	0	-	-	0
Nov. 12	KC	1	11	11.0	11		0	0	0	-	-	0
Nov. 19	MIN	1	7	7.0	7		0	0	0	-	-	0
Nov. 23	@DET	0	0	-	-		0	0	0	-	-	0
Dec. 3	JAC	1	5	5.0	5		0	0	0	-	-	0
Dec. 10	NE	0	0	-	-		0	0	0	-	-	0
Dec. 17	@BUF	0	0	-	-		0	0	0	-	-	0
Dec. 25	NYJ	3	35	11.7	12		0	0	0	-	-	0
Dec. 31	@IND	1	6	6.0	6		0	0	0	-	-	0
TOTALS		21	221	10.5	24		1	0	0	-	-	0

57

ADAM HAYWARD**LINEBACKER****HT: 6-1 WT: 240****DOB: 6/23/84****NFL: 7TH YEAR****ACQ: D6, 2007****COLLEGE: PORTLAND STATE****ACQUIRED BY BUCS:**

- x Selected by Tampa Bay in the sixth round (182nd overall) of the 2007 NFL Draft.

CAREER HIGHLIGHTS:

- x Appeared in 91 career games, with 11 starts and played in one playoff contest.
- x Career numbers include 94 tackles, 1.0 sack, one fumble recovery, 4.0 tackles for loss, five passes defended, 75 special teams tackles, one special teams fumble recovery and one return touchdown.
- x Buccaneers special teams captain in 2011 and 2012
- x Made first career start vs. N.Y. Jets (12/13/09), totaling one tackle, one quarterback pressure and one special teams tackle.
- x Established a single-season career high in special teams tackles in each of his first four seasons.
- x Led team with a career-high 20 special teams tackles in 2010.
- x Ranked third on the team with 15 special teams tackles in 2009.
- x Tied for fourth on the team with 12 special teams tackles in 2008.
- x Had a career-high four special teams tackles and one special teams fumble recovery at Washington (12/12/10).
- x Picked up a blocked punt and raced 29 yards for a touchdown in win vs. San Diego (11/11/12).

2012 HIGHLIGHTS:

- x Elected Buccaneers special teams captain.
- x Recorded two special teams tackles at New York Giants (9/16).
- x Notched one special teams tackle vs. Washington (9/30).
- x Posted one special teams tackle in win at Oakland (11/4).
- x Recovered blocked punt and returned it 29 yards for a touchdown in win vs. San Diego

(11/11). Added two tackles on defense and one on special teams.

- x Started at linebacker and made two tackles on defense and two on special teams in win at Carolina (11/18).
- x Started at linebacker and posted season-high five tackles, including one for loss vs. Atlanta (11/25).
- x Posted four tackles, including one for loss, at New Orleans (12/16).
- x Started vs St. Louis (12/23) and recorded two tackles and a pass defended.
- x Started in win at Atlanta (12/30) and notched one tackle on defense and three on special teams.

COLLEGE/PERSONAL:

- x Played in 22 games with 11 starts for Portland State, earning All-American and unanimous All-Big Sky Conference honors for his performance at strongside linebacker.
- x Totaled 123 tackles, 11.0 sacks, 19.0 tackles for loss and seven passes defended while forcing four fumbles and recovering another with the Vikings.
- x As a senior, was named the league's Defensive Player of the Year.
- x Spent three years at Colorado State before transferring to Portland State.
- x Majored in business administration.
- x Attended Marina High School (Westminster, California).
- x Earned all-region honors from PrepStar and was a two-time all-league choice.
- x Posted 90 tackles, including 10 stops for losses, 6.0 sacks, five forced fumbles, three fumble recoveries and two interceptions as a senior.
- x Sponsors the "Hayward's Huddle for Hope" Front Row Fans section to provide a special gameday experience at Raymond James Stadium for local charities.

- x In October 2012, served dinner to breast cancer patients and families staying at the American Cancer Society's Hope Lodge in Tampa, where Hayward also helped present a \$5,000 donation in honor of Breast Cancer Awareness Month.
- x Supported the Buccaneers "Wall of Hope" celebration in September 2012 by hosting pediatric cancer patients at One Buccaneer Place for a ceremonial event to raise awareness for the Pediatric Cancer Foundation.
- x In June 2012, visited the Highland Pines Cougars youth football program to lead children through football drills and help present thousands of dollars in new sporting equipment that vandals had stolen from the league.
- x Signed autographs and interacted with fans during the team's annual Kickoff Party, presented by Miller Lite, in September 2011.
- x Presented a \$5,000 donation on behalf of the Buccaneers to My Hope Chest, nonprofit organization that assists uninsured women with reconstructive surgery post-mastectomy, in October 2011.
- x Named the Buccaneers' 2010 Man of the Year for his leadership on and off the field and efforts to make a difference in the community.
- x Named the 2010 Ambassador for the Florida Suncoast Affiliate of Susan G. Komen for the Cure for filming public service announcements, serving as the Honorary

Chair for Komen's Pink Tie Gala in May 2010 and serving as Honorary Chair for Komen's Race for the Cure in October 2010, which raised more than \$1 million for breast cancer research.

- x Along with teammate Ronde Barber, presented a \$5,000 donation on behalf of the Buccaneers to Faces of Courage, a nonprofit organization that provides life-enriching experiences to families touched by cancer, in October 2010.
- x Participated in the Buccaneers' second, third, fourth and fifth annual Day of Giving events, surprising 30 needy families with gifts, tickets and a shopping spree in December 2008, 2009, 2010 and 2011.
- x Distributed 400 Thanksgiving meals to underprivileged families with former teammate Ryan Nece at University Area Community Center in November 2010.
- x Served as a celebrity escort to young women fighting cancer in the Fashion Funds the Cure fashion show to benefit the Pediatric Cancer Foundation in March 2010 and February 2012.
- x Has traveled to Bahrain, Italy, South Korea, the Persian Gulf, and Spain to greet and visit with U.S. troops stationed overseas.
- x Married to the former Angela Rumore, the couple has one daughter, Jaslyn Faye.
- x Born Adam Hayward on June 23, 1984 in Long Beach, California.

HAYWARD'S CAREER STATISTICS

YEAR	TEAM	GP	GS	TACKLES				YDS	INTERCEPTIONS				PD	FUMBLES			ST TACKLES		
				TOT	SOLO	ASST	SK		NO	YDS	LG	TD		FF	FR	YDS	T	S	A
2007	Tampa Bay	12	0	6	4	2	0.0	0.0	0	0	0	0	0	0	0	0	11	8	3
2008	Tampa Bay	16	0	5	4	1	0.0	0.0	0	0	0	0	0	0	0	0	12	8	4
2009	Tampa Bay	15	1	14	9	5	0.0	0.0	0	0	0	0	0	0	0	0	15	12	3
2010	Tampa Bay	16	3	20	16	4	1.0	3.0	0	0	0	0	3	0	1	0	20	11	9
2011	Tampa Bay	16	2	31	25	6	0.0	0.0	0	0	0	0	0	0	0	0	10	8	2
2012	Tampa Bay	16	5	18	12	6	0.0	0.0	0	0	0	0	2	0	0	0	6	5	1
NFL Totals		91	11	94	70	24	1.0	3.0	0	0	0	0	5	0	1	0	74	52	22

PLAYOFFS

YEAR	TEAM	GP	GS	TACKLES				YDS	INTERCEPTIONS				PD	FUMBLES			ST TACKLES		
				TOT	SOLO	ASST	SK		NO	YDS	LG	TD		FF	FR	YDS	T	S	A
2007	Tampa Bay	1	0	0	0	0	0.0	0.0	0	0	0	0	0	0	0	0	1	1	0
Postseason		1	0	0	0	0	0.0	0.0	0	0	0	0	0	0	0	0	1	1	0

SINGLE-GAME HIGHS

Tackles: 9, vs. Houston, 11/13/11
Passes Defended: 2, at New Orleans, 1/2/11
Special Teams Tackles: 4, at Washington, 12/12/10

ADDITIONAL STATS

Kickoff Returns: 1 for 8 yards in 2009
Special Teams Fumble Recovery: 1 in 2010
Return Touchdowns: 1 in 2012

HAYWARD'S GAME-BY-GAME STATISTICS

OWNERSHIP

PLAYERS

2012 REVIEW

HISTORY

RECORDS

SIDELINES

2012

DATE	OPP	TACKLES							INTERCEPTIONS					FUMBLES			ST TACKLES		
		T	S	A	TFL	SK	YDS	QB	NO	YDS	LG	TD	PD	FF	FR	YDS	T	S	A
Sept. 9	CAR	0	0	0	0	0.0	0.0	0	0	0	0	0	0	0	0	0	0	0	0
Sept. 16	@NYG	0	0	0	0	0.0	0.0	0	0	0	0	0	1	0	0	0	0	0	0
Sept. 23	@DAL	0	0	0	0	0.0	0.0	0	0	0	0	0	0	0	0	0	0	0	0
Sept. 30	WAS	0	0	0	0	0.0	0.0	0	0	0	0	0	0	0	0	0	1	1	0
Oct. 14	KC	0	0	0	0	0.0	0.0	0	0	0	0	0	0	0	0	0	0	0	0
Oct. 21	NO	0	0	0	0	0.0	0.0	0	0	0	0	0	0	0	0	0	0	0	0
Oct. 25	@MIN	0	0	0	0	0.0	0.0	0	0	0	0	0	0	0	0	0	0	0	0
Nov. 4	@OAK	0	0	0	0	0.0	0.0	0	0	0	0	0	0	0	0	0	1	1	0
Nov. 11	SD	2	1	1	0	0.0	0.0	0	0	0	0	0	0	0	0	0	1	1	0
Nov. 18	@CAR	2	1	1	0	0.0	0.0	0	0	0	0	0	0	0	0	0	0	0	0
Nov. 25	ATL	5	5	0	1	0.0	0.0	0	0	0	0	0	0	0	0	0	0	0	0
Dec. 2	@DEN	1	1	0	0	0.0	0.0	0	0	0	0	0	0	0	0	0	0	0	0
Dec. 9	PHI	1	0	1	0	0.0	0.0	0	0	0	0	0	0	0	0	0	0	0	0
Dec. 16	@NO	4	2	2	1	0.0	0.0	0	0	0	0	0	0	0	0	0	0	0	0
Dec. 23	STL	2	2	0	0	0.0	0.0	0	0	0	0	0	1	0	0	0	0	0	0
Dec. 30	@ATL	1	1	0	0	0.0	0.0	0	0	0	0	0	0	0	0	0	3	2	1
TOTALS		18	12	5	2	0.0	0.0	0	0	0	0	0	2	0	0	0	6	5	1

2011

DATE	OPP	TACKLES							INTERCEPTIONS					FUMBLES			ST TACKLES		
		T	S	A	TFL	SK	YDS	QB	NO	YDS	LG	TD	PD	FF	FR	YDS	T	S	A
Sept. 11	DET	0	0	0	0	0.0	0.0	0	0	0	0	0	0	0	0	0	0	0	0
Sept. 18	@MIN	1	1	0	0	0.0	0.0	0	0	0	0	0	0	0	0	0	2	2	0
Sept. 25	ATL	1	1	0	0	0.0	0.0	0	0	0	0	0	0	0	0	0	3	1	2
Oct. 3	IND	0	0	0	0	0.0	0.0	0	0	0	0	0	0	0	0	0	0	0	0
Oct. 9	@SF	1	1	0	1	0.0	0.0	0	0	0	0	0	0	0	0	0	1	1	0
Oct. 16	NO	2	2	0	0	0.0	0.0	0	0	0	0	0	0	0	0	0	1	1	0
Oct. 23	CHI	8	7	1	0	0.0	0.0	0	0	0	0	0	0	0	0	0	0	0	0
Nov. 6	@NO	4	2	2	0	0.0	0.0	0	0	0	0	0	0	0	0	0	0	0	0
Nov. 13	HOU	9	7	2	0	0.0	0.0	0	0	0	0	0	0	0	0	0	0	0	0
Nov. 20	@GB	1	0	1	0	0.0	0.0	0	0	0	0	0	0	0	0	0	2	2	0
Nov. 27	@TEN	1	1	0	0	0.0	0.0	0	0	0	0	0	0	0	0	0	1	1	0
Dec. 4	CAR	0	0	0	0	0.0	0.0	0	0	0	0	0	0	0	0	0	0	0	0
Dec. 11	@JAC	1	1	0	0	0.0	0.0	0	0	0	0	0	0	0	0	0	0	0	0
Dec. 17	DAL	0	0	0	0	0.0	0.0	0	0	0	0	0	0	0	0	0	0	0	0
Dec. 24	@CAR	2	2	0	1	0.0	0.0	0	0	0	0	0	0	0	0	0	0	0	0
Jan. 1	@ATL	0	0	0	0	0.0	0.0	0	0	0	0	0	0	0	0	0	0	0	0
TOTALS		31	25	6	2	0.0	0.0	0	0	0	0	0	0	0	0	0	10	8	2

2010

DATE	OPP	TACKLES							INTERCEPTIONS					FUMBLES			ST TACKLES		
		T	S	A	TFL	SK	YDS	QB	NO	YDS	LG	TD	PD	FF	FR	YDS	T	S	A
Sept. 12	CLE	0	0	0	0	0.0	0.0	0	0	0	0	0	0	0	0	0	1	0	1
Sept. 19	@CAR	0	0	0	0	0.0	0.0	0	0	0	0	0	0	0	0	0	1	1	0
Sept. 26	PIT	0	0	0	0	0.0	0.0	0	0	0	0	0	0	0	0	0	3	2	1
Oct. 10	@CIN	0	0	0	0	0.0	0.0	0	0	0	0	0	0	0	0	0	1	1	0
Oct. 17	NO	1	1	0	0	0.0	0.0	0	0	0	0	0	0	0	0	0	1	1	0
Oct. 24	STL	0	0	0	0	0.0	0.0	0	0	0	0	0	0	0	0	0	2	2	0
Oct. 31	@ARI	0	0	0	0	0.0	0.0	0	0	0	0	0	0	0	0	0	2	1	1
Nov. 7	@ATL	0	0	0	0	0.0	0.0	0	0	0	0	0	0	0	0	0	0	0	0
Nov. 14	CAR	3	3	0	1	0.0	0.0	0	0	0	0	0	0	0	0	0	0	0	0
Nov. 21	@SF	3	2	1	1	1.0	3.0	0	0	0	0	0	0	0	1	0	2	1	1
Nov. 28	@BAL	0	0	0	0	0.0	0.0	0	0	0	0	0	0	0	0	0	0	0	0
Dec. 5	ATL	0	0	0	0	0.0	0.0	0	0	0	0	0	0	0	0	0	0	0	0
Dec. 12	@WAS	2	1	1	0	0.0	0.0	0	0	0	0	0	1	0	0	0	4	1	3
Dec. 19	DET	3	3	0	0	0.0	0.0	0	0	0	0	0	0	0	0	0	0	0	0
Dec. 26	SEA	4	4	0	0	0.0	0.0	0	0	0	0	0	0	0	0	0	1	1	0
Jan. 2	@NO	4	2	2	1	0.0	0.0	0	0	0	0	0	2	0	0	0	2	0	2
TOTALS		20	16	4	3	1.0	3.0	0	0	0	0	0	3	0	1	0	20	11	9

2009

DATE	OPP	TACKLES							INTERCEPTIONS					FUMBLES			ST TACKLES		
		T	S	A	TFL	SK	YDS	QBP	NO	YDS	LG	TD	PD	FF	FR	YDS	T	S	A
Sept. 13	DAL								Inactive										
Sept. 20	@BUF	0	0	0	0	0.0	0.0	0	0	0	0	0	0	0	0	0	1	1	0
Sept. 27	NYG	1	1	0	0	0.0	0.0	0	0	0	0	0	0	0	0	0	2	1	1
Oct. 4	@WAS	0	0	0	0	0.0	0.0	0	0	0	0	0	0	0	0	0	0	0	0
Oct. 11	@PHI	0	0	0	0	0.0	0.0	0	0	0	0	0	0	0	0	0	1	1	0
Oct. 18	CAR	2	1	1	0	0.0	0.0	0	0	0	0	0	0	0	0	0	1	1	0
Oct. 25	NE	1	1	0	0	0.0	0.0	0	0	0	0	0	0	0	0	0	0	0	0
Nov. 8	GB	2	2	0	0	0.0	0.0	0	0	0	0	0	0	0	0	0	1	1	0
Nov. 15	@MIA	2	1	1	0	0.0	0.0	0	0	0	0	0	0	0	0	0	2	1	1
Nov. 22	NO	0	0	0	0	0.0	0.0	0	0	0	0	0	0	0	0	0	1	1	0
Nov. 29	@ATL	0	0	0	0	0.0	0.0	0	0	0	0	0	0	0	0	0	1	1	0
Dec. 6	@CAR	1	0	0	0	0.0	0.0	0	0	0	0	0	0	0	0	0	1	1	0
Dec. 13	NYJ	1	1	0	0	0.0	0.0	0	0	0	0	0	0	0	0	0	1	1	0
Dec. 20	@SEA	3	1	2	0	0.0	0.0	0	0	0	0	0	0	0	0	0	1	1	0
Dec. 27	@NO	0	0	0	0	0.0	0.0	0	0	0	0	0	0	0	0	0	1	1	0
Jan. 3	ATL	1	1	0	0	0.0	0.0	0	0	0	0	0	0	0	0	0	1	0	1
TOTALS		14	9	5	0	0.0	0.0	0	0	0	0	0	0	0	0	0	15	12	3

2008

DATE	OPP	TACKLES							INTERCEPTIONS					FUMBLES			ST TACKLES		
		T	S	A	TFL	SK	YDS	QBP	NO	YDS	LG	TD	PD	FF	FR	YDS	T	S	A
Sept. 7	@NO	0	0	0	0	0.0	0.0	0	0	0	0	0	0	0	0	0	0	0	0
Sept. 14	ATL	0	0	0	0	0.0	0.0	0	0	0	0	0	0	0	0	0	0	0	0
Sept. 21	@CHI	0	0	0	0	0.0	0.0	0	0	0	0	0	0	0	0	0	1	1	0
Sept. 28	GB	0	0	0	0	0.0	0.0	0	0	0	0	0	0	0	0	0	0	0	0
Oct. 5	@DEN	4	3	1	0	0.0	0.0	0	0	0	0	0	0	0	0	0	0	0	0
Oct. 12	CAR	1	1	0	0	0.0	0.0	0	0	0	0	0	0	0	0	0	1	1	0
Oct. 19	SEA	0	0	0	0	0.0	0.0	0	0	0	0	0	0	0	0	0	1	1	0
Oct. 26	@DAL	0	0	0	0	0.0	0.0	0	0	0	0	0	0	0	0	0	1	1	0
Nov. 2	@KC	0	0	0	0	0.0	0.0	0	0	0	0	0	0	0	0	0	0	0	0
Nov. 16	MIN	0	0	0	0	0.0	0.0	0	0	0	0	0	0	0	0	0	1	0	1
Nov. 23	@DET	0	0	0	0	0.0	0.0	0	0	0	0	0	0	0	0	0	2	0	2
Nov. 30	NO	0	0	0	0	0.0	0.0	0	0	0	0	0	0	0	0	0	1	1	0
Dec. 8	@CAR	0	0	0	0	0.0	0.0	0	0	0	0	0	0	0	0	0	0	0	0
Dec. 14	@ATL	0	0	0	0	0.0	0.0	0	0	0	0	0	0	0	0	0	0	0	0
Dec. 21	SD	0	0	0	0	0.0	0.0	0	0	0	0	0	0	0	0	0	2	2	0
Dec. 28	OAK	0	0	0	0	0.0	0.0	0	0	0	0	0	0	0	0	0	2	1	1
TOTALS		5	4	1	0	0.0	0.0	0	0	0	0	0	0	0	0	0	12	8	4

2007

DATE	OPP	TACKLES							INTERCEPTIONS					FUMBLES			ST TACKLES		
		T	S	A	TFL	SK	YDS	QBP	NO	YDS	LG	TD	PD	FF	FR	YDS	T	S	A
Sept. 9	@SEA	0	0	0	0	0.0	0.0	0	0	0	0	0	0	0	0	0	1	0	1
Sept. 16	NO	0	0	0	0	0.0	0.0	0	0	0	0	0	0	0	0	0	1	1	0
Sept. 23	STL	0	0	0	0	0.0	0.0	0	0	0	0	0	0	0	0	0	0	0	0
Sept. 30	@CAR								Inactive										
Oct. 7	@IND								Inactive										
Oct. 14	TEN								Inactive										
Oct. 21	@DET								Inactive										
Oct. 28	JAC	0	0	0	0	0.0	0.0	0	0	0	0	0	0	0	0	0	2	2	0
Nov. 4	ARI	0	0	0	0	0.0	0.0	0	0	0	0	0	0	0	0	0	2	1	1
Nov. 18	@ATL	0	0	0	0	0.0	0.0	0	0	0	0	0	0	0	0	0	0	0	0
Nov. 25	WAS	0	0	0	0	0.0	0.0	0	0	0	0	0	0	0	0	0	0	0	0
Dec. 2	@NO	0	0	0	0	0.0	0.0	0	0	0	0	0	0	0	0	0	0	0	0
Dec. 9	@HOU	0	0	0	0	0.0	0.0	0	0	0	0	0	0	0	0	0	0	0	0
Dec. 16	ATL	0	0	0	0	0.0	0.0	0	0	0	0	0	0	0	0	0	0	0	0
Dec. 23	@SF	2	1	1	0	0.0	0.0	0	0	0	0	0	0	0	0	0	1	1	0
Dec. 30	CAR	4	3	1	0	0.0	0.0	0	0	0	0	0	0	0	0	0	2	1	1
TOTALS		6	4	2	0	0.0	0.0	0	0	0	0	0	0	0	0	0	11	8	3
PLAYOFFS																			
Jan. 6	NYG	0	0	0	0	0.0	0.0	0	0	0	0	0	0	0	0	0	0	0	0
TOTALS		0	0	0	0	0.0	0.0	0	0	0	0	0	0	0	0	0	0	0	0

7

CHAS HENRY**PUNTER****HT: 6-3 WT: 219****DOB: 1/6/89****NFL: 2ND YEAR****ACQ: FA, 2013****COLLEGE: FLORIDA****ACQUIRED BY BUCS:**

- x Signed by Tampa Bay on February 13, 2013, as a free agent.

ORIGINALLY ENTERED NFL:

- x Originally entered the NFL as a college free agent with the Philadelphia Eagles on July 26, 2011.

CAREER HIGHLIGHTS:

- x Played in 19 career games, recording 82 punts for 3,606 yards (44.0 avg.), and a long of 62, while placing 21 inside the 20-yard line.
- x Made NFL debut against the St. Louis Rams (9/11/11), punting three times for 109 yards (36.3 avg.).

2012 HIGHLIGHTS:

- x Set an Eagles record with a 55.0-yard gross average on six punts at CLE (9/9), including a career-long 62-yarder.
- x Punted five times for a 49.2-yard average, and tied a career-long with a 62-yarder at Arizona (9/23).
- x Averaged 50.2 yards on five punts, including two inside the 20, and 41.2 net yards in win at Atlanta (12/3).

COLLEGE/PERSONAL:

- x A four-year letterman at the University of Florida (2007-10).
- x Finished career sixth in the SEC for average yards per punt (43.0) and 22nd for both number of punts (165) and punting yards (7,090).
- x Received the 2010 Ray Guy Award, given annually to the nation's top punter.
- x A consensus first-team All-American selection, finishing with a 45.1-yard average on 50 punts.
- x Served as the Florida kicker for part of 2010, scoring 49 points on seven field goals and 28 extra points.

- x Finalist for the Ray Guy Award in 2009.
- x Named second-team All-SEC by the Associated Press and third-team All-SEC by Phil Steele following 2009 season.
- x Earned SEC Special Teams Player of the Week against Vanderbilt (11/7/09), averaging 52.8 yards on four punts, with a long of 58-yards.
- x Only allowed five punt returns during 2009 season, the fewest in the nation.
- x Member of the 2008 SEC Champion and 2009 BCS National Championship team.
- x 2008 semi-finalist for the Ray Guy Award.
- x Converted a fake punt in season opener against Hawaii (8/30/08), rushing for 17-yards.
- x Registered three punts for 115 yards in the 2008 BCS National Championship game.
- x Converted a fake punt against Michigan in the 2008 Capital One Bowl, completing a 15-yard pass.
- x Made his Gator debut against Western Kentucky (9/1/07), registering three punts for 115 yards.
- x Graduated with a degree in social and behavioral sciences.
- x Attended East Paulding HS (Dallas, Georgia), where he played football, basketball, soccer and golf.
- x Rated as the top punter in the nation by Scout.com
- x Set school records for longest field goal made (52-yards) and longest punt (66-yards).
- x As a sophomore, became the starting quarterback, leading the Raiders to the quarterfinals of the Georgia state playoffs by throwing for more than 1,700 yards and 17 touchdowns.
- x Varsity punter and kicker as a freshman.
- x Son of David and Judy Henry.
- x Born Chas Henry on January 6, 1989, in Dallas, Georgia.

HENRY'S CAREER STATISTICS

YEAR	TEAM	GP	NO	YDS	AVG	PUNTING		YDS	NET	TB	IN 20	LG	BLK
						OPP	RET						
2011	Philadelphia	16	66	2,830	42.9	31	176	36.9	9	19	60	1	
2012	Philadelphia	3	16	776	48.5	14	164	38.3	0	2	62	0	
NFL Totals		19	82	3,606	44.0	45	340	37.2	9	21	62	1	

HENRY'S GAME-BY-GAME STATISTICS

2012 (W/PHILADELPHIA)

DATE	OPP	NO	YDS	AVG	RET	PUNTING		YDS	NET	TB	IN 20	LG	BLK
						YDS	RET						
Sept. 9	@CLE	6	330	55.0	6	78	42.0	0	1	62	0	0	
Sept. 16	BAL	5	196	39.2	3	34	32.4	0	0	56	0	0	
Sept. 23	@ARI	5	250	50.0	5	52	39.6	0	1	62	0	0	
Sept. 30	NYG					Not With Team							
Oct. 7	@PIT					Not With Team							
Oct. 14	DET					Not With Team							
Oct. 28	ATL					Not With Team							
Nov. 5	@NO					Not With Team							
Nov. 11	DAL					Not With Team							
Nov. 18	@WAS					Not With Team							
Nov. 26	CAR					Not With Team							
Dec. 2	@DAL					Not With Team							
Dec. 9	@TB					Not With Team							
Dec. 13	CIN					Not With Team							
Dec. 23	WAS					Not With Team							
Dec. 30	@NYG					Not With Team							
TOTALS		16	776	48.5	14	164	38.3	0	2	62	0	0	

2011 (W/PHILADELPHIA)

DATE	OPP	NO	YDS	AVG	RET	PUNTING		YDS	NET	TB	IN 20	LG	BLK
						YDS	RET						
Sept. 11	@STL	3	109	36.3	1	0	36.3	0	0	39	0	0	
Sept. 18	@ATL	4	179	44.8	1	19	35.0	1	2	52	0	0	
Sept. 25	NYG	2	90	45.0	0	0	45.0	0	1	49	0	0	
Oct. 2	SF	2	87	43.5	2	-6	46.5	0	0	45	0	0	
Oct. 9	@BUF	2	72	36.0	0	0	26.0	1	0	37	0	0	
Oct. 16	@WAS	3	131	43.7	2	4	35.7	1	0	50	0	0	
Oct. 30	DAL	2	92	46.0	2	35	28.5	0	0	52	0	0	
Nov. 7	CHI	2	71	35.5	1	19	26.0	0	1	44	0	0	
Nov. 13	ARI	8	342	42.8	6	27	39.4	0	4	52	0	0	
Nov. 20	@NYG	6	261	43.5	0	0	40.2	1	2	60	0	0	
Nov. 27	NE	5	199	39.8	2	13	37.2	0	1	51	0	0	
Dec. 1	@SEA	4	185	46.3	3	0	41.3	1	1	54	0	0	
Dec. 11	@MIA	9	419	46.6	3	32	34.7	2	4	58	1	0	
Dec. 18	NYJ	4	136	34.0	2	16	30.0	0	2	45	0	0	
Dec. 24	@DAL	6	256	42.7	4	18	36.3	1	0	56	0	0	
Jan. 1	WAS	4	201	50.3	2	-1	45.5	1	1	56	0	0	
TOTALS		66	2,830	42.9	31	176	36.9	9	19	60	1	0	

33

PEYTON HILLIS

RUNNING BACK
HT: 6-2 WT: 250
DOB: 1/21/86
NFL: 6TH YEAR
ACQ: FA, 2013
COLLEGE: ARKANSAS

**ACQUIRED BY BUCS:**

- x Signed by Tampa Bay on July 23, 2013 as a free agent.

ORIGINALLY ENTERED NFL:

- x Originally selected by the Denver Broncos in the seventh round (227th overall) of the 2008 NFL Draft.

CAREER HIGHLIGHTS:

- x Played in 65 career games with 33 starts, recording 597 rushes for 2,470 yards (4.1 avg.) and 21 touchdowns, adding 111 receptions for 867 yards (7.8 avg.) and three touchdowns.
- x Named to the USA Today All-Joe team in 2010, after rushing for 1,177 yards on 270 carries (4.4 avg.) with 11 touchdowns, while chipping in 61 receptions for 477 yards and two touchdowns.
- x In 2010, Hillis Finished tied for third in the NFL in total touchdowns (13), and sixth in the league in yards from scrimmage (1,654), earning Browns Player of the Year honors from the Cleveland chapter of the Pro Football Writers of America.
- x Tallied eight career 100-yard rushing games, including a career best 184 yards against New England (11/7/10).
- x Has one career 100-yard receiving game, against Miami (11/2/08), totaling seven catches for 116 yards and one touchdown.
- x Made first career start against New Orleans (9/21/08).
- x Made NFL debut at Oakland (9/8/08).

2012 HIGHLIGHTS:

- x Played in 13 games, including two starts, recording 85 carries for 309 yards (3.6 avg.) with one touchdown and 10 receptions for 62 yards.
- x Recorded his first rushing touchdown of the season in a win against Carolina (12/2).

- x Had a season high 101 rushing yards against Indianapolis.

COLLEGE/ PERSONAL:

- x A four-year letterman at Arkansas, he played in 44 games with 29 starts, totaling 2,624 all-purpose yards and 23 touchdowns, with 959 rushing yards on 203 attempts (4.7 avg.) and 12 touchdowns. Also had 1,195 receiving yards on 118 receptions, with 11 touchdowns.
- x Contributed on special teams, returning 25 punts for 257 yards and 12 kickoffs for 213 yards.
- x Part of a backfield that featured future NFL running backs Felix Jones and Heisman Trophy runner-up Darren McFadden.
- x Attended Conway High School (Conway, Arkansas).
- x A Parade All-American, Hillis rushed for 2,631 yards, the second-highest total in Arkansas Class 5A history
- x Named the Arkansas Democrat-Gazette and Associated Press Player of the Year.
- x Won the Landers Award, presented to the top high school football player in Arkansas.
- x Appeared on the cover of Madden NFL 12, winning a 32-man fan vote tournament.
- x Conducts a yearly football camp in his hometown of Conway, Arkansas.
- x Married to Amanda Hillis.
- x Born Peyton Hillis on January 21, 1986 in Conway, Arkansas.

HILLIS' CAREER STATISTICS

YEAR	TEAM	RUSHING							RECEIVING					
		GP	GS	ATT	YDS	AVG	LG	TD	NO	YDS	AVG	LG	TD	
2008	Denver	12	6	68	343	5.0	19	5	14	179	12.8	47	1	
2009	Denver	14	2	13	54	4.2	13	1	4	19	4.8	6	0	
2010	Cleveland	16	14	270	1,177	4.4	48	11	61	477	7.8	47	2	
2011	Cleveland	10	9	161	587	3.6	24t	3	22	130	5.9	52	0	
2012	Kansas City	13	2	85	309	3.6	18	1	10	62	6.2	15	0	
NFL Totals		65	33	597	2,470	4.1	48	21	111	867	7.8	52	3	

SINGLE-GAME HIGHS

Rushes: 29, vs. New England, 11/7/10
Rushing Yards: 184, vs. New England, 11/7/10
Rushing TDs: 3, vs. Carolina, 11/28/10
Receptions: 7, three times, last at Miami, 12/5/10
Receiving Yards: 116, vs. Miami, 11/2/08
Receiving TDs: 1, three times, last at Jacksonville, 11/21/10
8 100-Yard Rushing Games

ADDITIONAL STATS

Passes Attempted: 0-1 in 2012.

HILLIS' GAME-BY-GAME STATISTICS

2012 (W/KANSAS CITY)

2012 (W/KANSAS CITY)			RUSHING					RECEIVING				
DATE	OPP	ATT	YDS	AVG	LG	TD	NO	YDS	AVG	LG	TD	
Sept. 9	ATL	7	16	2.3	7	0	3	8	2.7	4	0	
Sept. 16	@BUF	11	66	6.0	18	0	2	25	12.5	15	0	
Sept. 23	@NO	3	11	3.7	5	0	0	0	-	-	0	
Sept. 30	SD					Inactive Inactive Inactive						
Oct. 7	BAL											
Oct. 14	@TB											
Oct. 28	OAK	4	23	5.8	17	0	1	5	5.0	5	0	
Nov. 1	@SD	7	14	2.0	11	0	1	7	7.0	7	0	
Nov. 12	@PIT	10	30	3.0	7	0	1	2	2.0	2	0	
Nov. 18	CIN	3	9	3.0	6	0	0	0	-	-	0	
Nov. 25	DEN	2	5	2.5	3	0	0	0	-	-	0	
Dec. 2	CAR	12	19	1.6	5	1	1	9	9.0	9	0	
Dec. 9	@CLE	5	11	2.2	4	0	1	6	6.0	6	0	
Dec. 16	@OAK	1	0	0.0	0	0	0	0	-	-	0	
Dec. 23	IND	15	101	6.7	16	0	0	0	-	-	0	
Dec. 30	@DEN	5	4	0.8	6	0	0	0	-	-	0	
TOTALS		85	309	3.6	18	1	10	62	6.2	15	0	

2011 (W/CLEVELAND)

2011 (W/CLEVELAND)			RUSHING				RECEIVING					
DATE	OPP	ATT	YDS	AVG	LG	TD	NO	YDS	AVG	LG	TD	
Sept. 11	CIN	17	57	3.4	17	0	6	30	5.0	11	0	
Sept. 18	@IND	27	94	3.5	24t	2	4	23	5.8	19	0	
Sept. 25	@SD					Inactive						
Oct. 2	TEN	10	46	4.6	10	0	0	0	-	-	0	
Oct. 9	@OAK	6	14	2.3	6	0	0	0	-	-	0	
Oct. 23	SEA					Inactive						
Oct. 31	@SF					Inactive						
Nov. 6	@HOU					Inactive						
Nov. 13	STL					Inactive						
Nov. 21	JAC					Inactive						
Nov. 27	@CIN	19	65	3.4	10	0	2	-4	-2.0	-1	0	
Dec. 4	BAL	12	45	3.8	9	0	1	52	52.0	52	0	
Dec. 11	@PIT	10	25	2.5	8	0	0	0	-	-	0	
Dec. 18	@ARI	26	99	3.8	18	1	1	9	9.0	9	0	
Dec. 24	@BAL	24	112	4.7	15	0	2	0	0.0	0	0	
Jan. 1	PIT	10	30	3.0	9	0	1	-3	-3.0	-3	0	
TOTALS		161	587	3.6	24t	3	22	130	5.9	52	0	

2010 (W/CLEVELAND)

DATE	OPP	ATT	RUSHING				NO	RECEIVING			
			YDS	AVG	LG	TD		YDS	AVG	LG	TD
Sept. 12	@TB	9	41	4.6	12	1	4	25	6.0	16	0
Sept. 19	KC	8	35	4.4	12	1	3	36	8.7	11	0
Sept. 26	@BAL	22	144	6.5	48	1	7	36	5.1	11	0
Oct. 3	CIN	27	102	3.8	24	1	2	8	4.0	4	0
Oct. 10	ATL	10	28	2.8	9	0	4	49	12.3	19t	1
Oct. 17	@PIT	12	41	3.4	14	0	6	49	8.2	23	0
Oct. 24	@NO	16	69	4.3	12	1	1	1	1.0	1	0
Nov. 7	NE	29	184	6.3	35t	2	3	36	12.0	29	0
Nov. 14	NYJ	19	82	4.3	14	1	4	27	6.8	12	0
Nov. 21	@JAC	21	48	2.3	6	0	6	95	15.8	47	1
Nov. 28	CAR	26	131	5.0	18	3	6	63	10.5	21	0
Dec. 5	@MIA	18	57	3.2	13	0	4	22	3.1	8	0
Dec. 12	@BUF	21	108	5.1	25	0	4	10	2.5	5	0
Dec. 19	@CIN	14	59	4.2	18	0	2	23	11.5	12	0
Dec. 26	BAL	12	35	2.9	7	0	1	5	5.0	5	0
Jan. 2	PIT	6	13	2.2	5	0	1	3	3.0	3	0
TOTALS		270	1,177	4.4	48	1	61	477	7.8	47	2


2009 (W/DENVER)

DATE	OPP	ATT	RUSHING				NO	RECEIVING			
			YDS	AVG	LG	TD		YDS	AVG	LG	TD
Sept. 13	@CIN	1	2	2.0	2	0	1	6	6.0	6	0
Sept. 20	CLE	1	2	2.0	2t	1	0	0	-	-	0
Sept. 27	@OAK	2	1	0.5	1	0	0	0	-	-	0
Oct. 4	DAL	0	0	-	-	0	0	0	-	-	0
Oct. 11	NE	0	0	-	-	0	0	0	-	-	0
Oct. 19	@SD	0	0	-	-	0	2	10	5.0	6	0
Nov. 1	@BAL	0	0	-	-	0	1	3	3.0	3	0
Nov. 9	PIT					Inactive					
Nov. 15	@WAS					Inactive					
Nov. 22	SD	0	0	-	-	0	0	0	-	-	0
Nov. 26	NYG	0	0	-	-	0	0	0	-	-	0
Dec. 6	@KC	7	47	6.7	13	0	0	0	-	-	0
Dec. 13	@IND	1	2	2.0	2	0	0	0	-	-	0
Dec. 20	OAK	0	0	-	-	0	0	0	-	-	0
Dec. 27	@PHI	1	0	0.0	0	0	0	0	-	-	0
Jan. 3	KC	0	0	-	-	0	0	0	-	-	0
TOTALS		13	54	4.2	13	1	4	19	4.8	6	0

2008 (W/DENVER)

DATE	OPP	ATT	RUSHING				NO	RECEIVING			
			YDS	AVG	LG	TD		YDS	AVG	LG	TD
Sept. 8	@OAK	3	14	4.7	5	0	1	4	4.0	4	0
Sept. 14	SD	0	0	-	-	0	0	0	-	-	0
Sept. 21	NO	0	0	-	-	0	0	0	-	-	0
Sept. 28	@KC	0	0	-	-	0	0	0	-	-	0
Oct. 5	TB					Inactive					
Oct. 12	@JAC	0	0	-	-	0	0	0	-	-	0
Oct. 20	@NE	0	0	-	-	0	0	0	-	-	0
Nov. 2	MIA	0	0	-	-	0	7	116	16.6	47	1
Nov. 6	@CLE	8	24	3.0	10	0	0	0	-	-	0
Nov. 16	@ATL	10	44	4.4	12	2	3	26	8.7	14	0
Nov. 23	OAK	17	74	4.4	12	2	2	22	11.0	16	0
Nov. 30	@NYJ	22	129	5.9	19	1	0	0	-	-	0
Dec. 7	KC	8	58	7.3	18t	1	1	11	11.0	11	0
Dec. 14	@CAR					Injured Reserve					
Dec. 21	BUF					Injured Reserve					
Dec. 28	@SD					Injured Reserve					
TOTALS		68	343	5.0	19	5	14	179	12.8	47	1

49

JOE HOLLAND**LINEBACKER****HT: 6-1 WT: 229****DOB: 8/20/88****NFL: 1ST YEAR****ACQ: FA, 2012****COLLEGE: PURDUE****ACQUIRED BY BUCS:**

- x Signed by Tampa Bay on November 14, 2012 as a free agent.

ORIGINALLY ENTERED NFL:

- x Entered the NFL as a college free agent with the San Francisco 49ers on May 4, 2012.

CAREER HIGHLIGHTS:

- x Signed by San Francisco on May 4, 2012.
- x Released by San Francisco on August 31, 2012.
- x Spent seven weeks on the practice squad with the Buccaneers.

2012 HIGHLIGHTS:

- x Played in four preseason games with San Francisco, recording five tackles.
- x On the Buccaneers' practice squad for seven weeks.

COLLEGE/PERSONAL:

- x Played in 49 games at Purdue (2008-11), starting 48, recording 324 tackles, 23.5 tackles for loss, 15 passes defended, 5.5 sacks and two interceptions.
- x Voted Co-Captain his senior year.
- x Posted a career-high 14 tackles, including eight solo tackles and two passes defended against Middle Tennessee State (9/3/11).

- x Named to Ronnie Lott IMPACT trophy watch list before 2011 season.
- x Posted a season-high 12 tackles, including a career-high nine solo, and 2.0 for loss with a sack at Northwestern on (10/9/10).
- x Returned an interception for 22 yards against Illinois on (10/30/10).
- x Caught first career interception and returned it for 22 yards against Toledo (9/5/09).
- x Moved from safety to linebacker during training camp in 2008.
- x Redshirted the 2007 season.
- x Named second-team Academic All-America in 2011 and 2010, as well as Academic All-District V and Academic All-Big 10 in 2008-2011.
- x Majored in movement and sport sciences.
- x Attended Chatard High School (Indianapolis, Indiana).
- x Three-star prospect by Rivals.com.
- x Ranked as No. 80 safety nationally by Scout.com and fourth-best player in Indiana by Rivals.com.
- x Named All-State, Indianapolis City Player of the Year and All-North Football Player of the Year as a senior.
- x Son of Delores and Michael Holland.
- x Born Joseph Michael Holland on August 20, 1988, in Indianapolis, Indiana.

83

VINCENT JACKSON

WIDE RECEIVER
HT: 6-5 WT: 230
DOB: 1/14/83
NFL: 9TH YEAR
ACQ: UFA(SD), 2012
COLLEGE: NORTHERN
COLORADO

**ACQUIRED BY BUCS:**

- x Signed by Tampa Bay on March 13, 2012 as an unrestricted free agent from San Diego.

ORIGINALLY ENTERED NFL:

- x Originally selected by the San Diego Chargers in the second round (61st overall) of the 2005 NFL Draft.

CAREER HIGHLIGHTS:

- x Played seven seasons with San Diego (2005-11) before joining Tampa Bay in 2012.
- x Has played in 108 games, starting 91, including the last 87 in which he has played, dating back to 2006.
- x Has posted four 1,000-yard receiving seasons, recording 1,098 yards in 2008; 1,167 yards in 2009; and 1,106 yards in 2011 and 1,384 yards in 2012
- x In 2012, set career highs in receptions (72), receiving yards (1,384)
- x Led the league in yards per catch in 2012, with a 19.2 ypc average.
- x Tied for second in the league with a 17.2 ypc avg in 2009, making him the only receiver in the NFL to average more than 17.0 ypc each in both 2008 (18.6 ypc) and 2009.
- x Three-time Pro Bowler, voted to the All-Star game following his performance in the 2009, 2011 and 2012 seasons.

2012 HIGHLIGHTS:

- x Selected to 2013 Pro Bowl, where caught six passes for 91 yards and a team-leading two touchdowns.
- x Named a team captain for the 2012 season.
- x Made Buccaneer debut in the team's season opener vs. Carolina (9/9), where he led the team in receiving with four receptions for 47 yards.

- x Led the team at the New York Giants (9/16), finishing with five receptions for 128 yards and one touchdown. Also recorded the 15th 100-yard receiving game of his career and first with the Buccaneers.
- x Against Washington (9/30), recorded six receptions for 100 yards and one touchdown, as well as a season-long 54-yard catch.
- x Caught two touchdowns vs. Kansas City (10/14), while finishing with four receptions for 66 yards.
- x Led the team vs. New Orleans (10/21), recording seven receptions for 216 yards, including a franchise-record and career-record 95-yard reception.
- x Recorded a crucial third-down conversion at Oakland (11/4) for 64 yards, and finished the drive with a 20-yard touchdown reception.
- x Led the team with five receptions for 59 yards vs. San Diego (11/11).
- x At Carolina (11/18), led the team in receiving yards, recording 94 on six receptions, including a 24-yard touchdown reception and successful two-point conversion to tie the game and set up the overtime victory.
- x Led the team with five receptions for 96 yards vs. Atlanta (11/25).
- x Recorded his fourth 100-yard receiving game of the season vs. Philadelphia (12/9), finishing with six catches for 131 yards and one touchdowns.
- x Recorded his fifth 100-yard receiving game of the season vs. St. Louis (12/23), where he finished with 108 yards on seven receptions.

COLLEGE/PERSONAL:

- x Recorded a school-record 177 receptions for 3,548 yards and 37 touchdowns while at Northern Colorado (2002-04), in ad-

dition to amassing 1,024 yards on punt returns.

- x Named All-Great West Conference Offensive Player of the Year as a senior in 2004, as well as earning first-team all-conference honors.
- x Led the team to NCAA semifinals as a junior while being named second-team All-America by the Associated Press and Sports Network.
- x Also started for Northern Colorado in basketball.
- x Majored in business.
- x Attended Widefield High School (Colorado Springs, CO), earning honorable mention all-state honors as a senior on the football team in addition to accumulating a 4.1 grade point average.
- x Also lettered in basketball.
- x Sponsors military families at every Buccaneers home game through the "Jackson in Action" Front Row Fans section at Raymond James Stadium.
- x Led by the country's second highest-ranked military officer – Admiral James A. Winnefeld Jr. –participated in a USO Tour

to the Middle East in March 2013 to greet military stationed overseas.

- x Helped organize a surprise reunion for SSgt. Austin Story and his family at One Buccaneer Place in November 2012.
- x Spoke to students at Northwest Elementary about the importance of physical fitness, helped present a \$10,000 Play 60 grant, and led students through a P.E. class to congratulate the winners of the Play 60 Super School contest in November 2012.
- x Launched the Jackson in Action 83 Foundation on Veterans' Day 2012 to help military members stay connected with their children during deployments and help raise awareness and support for U.S. military families.
- x Participated in the annual "Chalk Talk with the Buccaneers" chamber of commerce luncheon in September 2012, greeting fans and speaking on the excitement for the 2012 season.
- x Greeted fans and signed autographs at the Buccaneers Official Draft Party, presented by Miller Lite, in April 2012.
- x Married to Lindsey Jackson.
- x Born Vincent Jackson on January 14, 1983, in Fort Polk, Louisiana.

JACKSON'S CAREER STATISTICS

YEAR	TEAM	GP	GS	RECEIVING			LG	TD	RUSHING			LG	TD
				NO	YDS	AVG			ATT	YDS	AVG		
2005	San Diego	8	0	3	59	19.7	21	0	0	0	-	-	0
2006	San Diego	16	7	27	453	16.8	55	6	3	16	5.3	8	0
2007	San Diego	16	16	41	623	15.2	45	3	0	0	-	-	0
2008	San Diego	16	16	59	1,098	18.6	60	7	4	69	17.3	31	0
2009	San Diego	15	15	68	1,167	17.2	55	9	3	11	3.7	12	0
2010	San Diego	5	5	14	248	17.7	58t	3	1	14	14.0	14	0
2011	San Diego	16	16	60	1,106	18.4	58	9	3	51	17.0	41	0
2012	Tampa Bay	16	16	72	1,384	19.2	95	8	0	0	-	-	0
NFL Totals		108	91	344	6,138	17.8	95	45	14	161	11.5	41	0

PLAYOFFS YEAR	TEAM	GP	GS	RECEIVING			LG	TD	RUSHING			LG	TD
				NO	YDS	AVG			ATT	YDS	AVG		
2006	San Diego	1	1	2	43	21.5	31	0	0	0	-	-	0
2007	San Diego	3	3	18	300	16.7	34	2	0	0	-	-	0
2008	San Diego	2	2	2	49	24.5	41t	1	0	0	-	-	0
2009	San Diego	1	1	7	111	15.9	37	0	0	0	-	-	0
Postseason		7	7	29	503	17.3	41t	3	0	0	-	-	0

SINGLE-GAME HIGHS

Receptions: 10, at New England, 9/18/11 (w/SD)
Receiving Yards: 216, vs. New Orleans, 10/21/12
Receiving TDs: 3, twice, last vs. San Francisco, 12/16/10 (w/SD)
Long Reception: 95, vs. New Orleans, 10/21/12
 19 100-Yard Receiving Games

ADDITIONAL STATS

Fumbles-Lost: 1-1 – 1-1 in 2008.
Special Teams Tackles: 1 in 2012.

JACKSON'S GAME-BY-GAME STATISTICS

OWNERSHIP

PLAYERS

2012 REVIEW

HISTORY

RECORDS

SIDELINES

2012

DATE	OPP	NO	RECEIVING				ATT	RUSHING			
			YDS	AVG	LG	TD		YDS	AVG	LG	TD
Sept. 9	CAR	4	47	11.8	21	0	0	0	-	-	0
Sept. 16	@NYG	5	128	25.6	41	1	0	0	-	-	0
Sept. 23	@DAL	1	29	29.0	29	0	0	0	-	-	0
Sept. 30	WAS	6	100	16.7	54	1	0	0	-	-	0
Oct. 14	KC	4	66	16.5	19t	2	0	0	-	-	0
Oct. 21	NO	7	216	30.9	95	1	0	0	-	-	0
Oct. 25	@MIN	2	40	20.0	26	0	0	0	-	-	0
Nov. 4	@OAK	2	84	42.0	64	1	0	0	-	-	0
Nov. 11	SD	5	59	11.8	31	0	0	0	-	-	0
Nov. 18	@CAR	6	94	15.7	24t	1	0	0	-	-	0
Nov. 25	ATL	5	96	19.2	31	0	0	0	-	-	0
Dec. 2	@DEN	3	55	18.3	24	0	0	0	-	-	0
Dec. 9	PHI	6	131	21.8	40	1	0	0	-	-	0
Dec. 16	@NO	6	81	13.5	19	0	0	0	-	-	0
Dec. 23	STL	7	108	15.4	46	0	0	0	-	-	0
Dec. 30	@ATL	3	50	16.7	27	0	0	0	-	-	0
TOTALS		72	1,384	19.2	95	8	0	0	-	-	0

2011 (W/SAN DIEGO)

DATE	OPP	NO	RECEIVING				ATT	RUSHING			
			YDS	AVG	LG	TD		YDS	AVG	LG	TD
Sept. 11	MIN	2	31	15.5	21	0	0	0	-	-	0
Sept. 18	NE	10	172	17.2	29	2	0	0	-	-	0
Sept. 25	KC	5	63	12.6	20	0	1	1	1.0	1	0
Oct. 2	MIA	3	108	36.0	55t	1	0	0	-	-	0
Oct. 9	@DEN	3	34	11.3	14	0	0	0	-	-	0
Oct. 23	@NYJ	1	15	15.0	15	0	0	0	-	-	0
Oct. 31	@KC	3	49	16.3	27	0	0	0	-	-	0
Nov. 6	GB	7	141	20.1	38	3	0	0	-	-	0
Nov. 10	OAK	1	22	22.0	22	0	0	0	-	-	0
Nov. 20	@CHI	7	165	23.6	47	1	0	0	-	-	0
Nov. 27	DEN	2	25	12.5	15	0	0	0	-	-	0
Dec. 5	@JAC	4	72	18.0	35t	1	0	0	-	-	0
Dec. 11	BUF	5	55	11.0	17	0	0	0	-	-	0
Dec. 18	BAL	3	84	28.0	58	0	1	9	9.0	0	0
Dec. 24	@DET	2	41	20.5	23	0	0	0	-	-	0
Jan. 1	@OAK	2	29	14.5	16	1	1	41	41.0	41	0
TOTALS		60	1,106	18.4	58	9	3	51	17.0	41	0

2010 (W/SAN DIEGO)

DATE	OPP	NO	RECEIVING				ATT	RUSHING			
			YDS	AVG	LG	TD		YDS	AVG	LG	TD
Sept. 13	@KC										
Sept. 19	JAC										
Sept. 26	@SEA										
Oct. 3	ARI										
Oct. 10	@OAK										
Oct. 17	@STL										
Oct. 24	NE										
Oct. 31	TEN										
Nov. 7	@HOU										
Nov. 22	DEN										
Nov. 28	IND	0	0	-	-	0	0	0	-	-	0
Dec. 5	OAK				Inactive						
Dec. 12	KC	2	29	14.5	19	0	1	14	14.0	14	0
Dec. 16	SF	5	112	22.4	58t	3	0	0	-	-	0
Dec. 26	@CIN	4	54	13.5	17	0	0	0	-	-	0
Jan. 2	@DEN	3	53	17.7	26	0	0	0	-	-	0
TOTALS		14	248	17.7	58t	3	1	14	14.0	14	0

2009 (W/SAN DIEGO)

DATE	OPP	NO	RECEIVING				ATT	RUSHING			
			YDS	AVG	LG	TD		YDS	AVG	LG	TD
Sept. 14	@OAK	5	56	11.2	17	1	0	0	-	-	0
Sept. 20	BAL	6	141	23.5	38	1	0	0	-	-	0
Sept. 27	MIA	5	120	24.0	55	0	0	0	-	-	0
Oct. 4	@PIT	4	56	14.0	16	0	0	0	-	-	0
Oct. 19	DEN	4	46	11.5	18	1	0	0	-	-	0
Oct. 25	@KC	5	142	28.4	51	1	0	0	-	-	0
Nov. 1	OAK	8	103	12.9	20	1	0	0	-	-	0
Nov. 8	@NYG	5	58	11.6	18t	2	1	-4	-4.0	-4	0
Nov. 15	PHI	1	10	10.0	10	0	0	0	-	-	0
Nov. 22	@DEN	4	56	14.0	23	0	0	0	-	-	0
Nov. 29	KC	2	27	13.5	16	0	1	12	12.0	12	0
Dec. 6	@CLE	2	54	27.0	41	0	0	0	-	-	0
Dec. 13	@DAL	7	120	17.1	39	0	0	0	-	-	0
Dec. 20	CIN	5	108	21.6	34t	2	0	0	-	-	0
Dec. 25	@TEN	5	70	14.0	20	0	1	3	3.0	3	0
Jan. 3	WAS				Inactive						
TOTALS		68	1,167	17.2	55	9	3	11	3.7	12	0
PLAYOFFS											
Jan. 17	NYJ	7	111	15.9	37	0	0	0	-	-	0
TOTALS		7	111	15.9	37	0	0	0	-	-	0

2008 (W/SAN DIEGO)

DATE	OPP	NO	RECEIVING				ATT	RUSHING			
			YDS	AVG	LG	TD		YDS	AVG	LG	TD
Sept. 7	CAR	3	47	15.7	25	1	0	0	-	-	0
Sept. 14	@DEN	6	73	12.2	21	0	0	0	-	-	0
Sept. 22	NYJ	3	74	24.7	60	0	0	0	-	-	0
Sept. 28	@OAK	3	52	17.3	24	0	0	0	-	-	0
Oct. 5	@MIA	2	56	28.0	42	0	0	0	-	-	0
Oct. 12	NE	5	134	26.8	59	1	0	0	-	-	0
Oct. 19	@BUF	4	42	10.5	15	1	1	31	31.0	31	0
Oct. 26	@NO	4	60	15.0	17	1	0	0	-	-	0
Nov. 9	KC	5	83	16.6	23	0	0	0	-	-	0
Nov. 16	@PIT	2	25	12.5	17	0	0	0	-	-	0
Nov. 23	IND	2	57	28.5	39t	1	0	0	-	-	0
Nov. 30	ATL	0	0	-	0	0	0	0	-	-	0
Dec. 4	OAK	5	148	29.6	59t	1	0	0	-	-	0
Dec. 14	@KC	6	89	14.8	42	1	1	8	8.0	8	0
Dec. 21	@TB	7	111	15.9	25	0	0	0	-	-	0
Dec. 28	DEN	2	47	23.5	37	0	2	30	15.0	17	0
TOTALS		59	1,098	18.6	60	7	4	69	17.3	31	0
PLAYOFFS											
Jan. 3	IND	0	0	-	0	0	0	0	-	-	0
Jan. 11	@PIT	2	49	24.5	41t	1	0	0	-	-	0
TOTALS		2	49	24.5	41t	1	0	0	-	-	0

2007 (W/SAN DIEGO)

DATE	OPP	NO	RECEIVING				ATT	RUSHING			
			YDS	AVG	LG	TD		YDS	AVG	LG	TD
Sept. 9	CHI	3	28	9.3	10	0	0	0	-	-	0
Sept. 16	@NE	4	53	13.3	21	0	0	0	-	-	0
Sept. 23	@GB	6	98	16.3	27t	1	0	0	-	-	0
Sept. 30	KC	3	52	17.3	39	0	0	0	-	-	0
Oct. 7	@DEN	3	84	28.0	45	1	0	0	-	-	0
Oct. 14	OAK	1	5	5.0	5	0	0	0	-	-	0
Oct. 28	HOU	0	0	-	-	0	0	0	-	-	0
Nov. 4	@MIN	1	16	16.0	16	0	0	0	-	-	0
Nov. 11	IND	2	28	14.0	19	0	0	0	-	-	0
Nov. 18	@JAC	1	20	20.0	20	0	0	0	-	-	0
Nov. 25	BAL	5	65	13.0	31	0	0	0	-	-	0
Dec. 2	@KC	1	38	38.0	38t	1	0	0	-	-	0
Dec. 9	@TEN	3	47	15.7	29	0	0	0	-	-	0
Dec. 16	DET	2	30	15.0	19	0	0	0	-	-	0
Dec. 24	DEN	4	46	11.5	28	0	0	0	-	-	0
Dec. 30	@OAK	2	13	6.5	9	0	0	0	-	-	0
TOTALS		41	623	15.2	45	3	0	0	-	-	0
PLAYOFFS											
Jan. 6	TEN	5	114	22.8	34	1	0	0	-	-	0
Jan. 13	@IND	7	93	13.3	21	1	0	0	-	-	0
Jan. 20	@NE	6	93	15.5	21	0	0	0	-	-	0
TOTALS		18	300	16.7	34	2	0	0	-	-	0

2006 (W/SAN DIEGO)

DATE	OPP	NO	RECEIVING				ATT	RUSHING			
			YDS	AVG	LG	TD		YDS	AVG	LG	TD
Sept. 11	@OAK	0	0	-	-	0	0	0	-	-	0
Sept. 17	TEN	2	15	7.5	12t	1	0	0	-	-	0
Oct. 1	@BAL	1	6	6.0	6	0	0	0	-	-	0
Oct. 8	PIT	1	13	13.0	13	0	0	0	-	-	0
Oct. 15	@SF	1	33	33.0	33t	1	0	0	-	-	0
Oct. 22	@KC	0	0	-	-	0	0	0	-	-	0
Oct. 29	STL	0	0	-	-	0	0	0	-	-	0
Nov. 5	CLE	1	11	11.0	11	0	0	0	-	-	0
Nov. 12	@CIN	1	18	18.0	18	0	0	0	-	-	0
Nov. 19	@DEN	3	39	13.0	26	1	0	0	-	-	0
Nov. 26	OAK	3	32	10.7	13	0	0	0	-	-	0
Dec. 3	@BUF	0	0	-	0	0	1	8	8.0	8	0
Dec. 10	DEN	3	95	31.7	55	0	0	0	-	-	0
Dec. 17	KC	3	66	22.0	46	0	0	0	-	-	0
Dec. 24	@SEA	5	97	19.4	37t	2	2	8	4.0	8	0
Dec. 31	ARI	3	28	9.3	14t	1	0	0	-	-	0
TOTALS		27	453	16.8	55	6	3	16	5.3	8	0
PLAYOFFS											
Jan. 14	NE	2	43	21.5	31	0	0	0	-	-	0
TOTALS		2	43	21.5	31	0	0	0	-	-	0

2005 (W/SAN DIEGO)

DATE	OPP	NO	RECEIVING				ATT	RUSHING			
			YDS	AVG	LG	TD		YDS	AVG	LG	TD
Sept. 11	DAL				Inactive						
Sept. 18	@DEN				Inactive						
Sept. 25	NYG				Inactive						
Oct. 2	@NE				Inactive						
Oct. 10	PIT				Inactive						
Oct. 16	@OAK	0	0	-	-	0	0	0	-	-	0
Oct. 23	@PHI				Inactive						
Oct. 30	KC	0	0	-	-	0	0	0	-	-	0
Nov. 6	@NYJ	1	18	18.0	18	0	0	0	-	-	0
Nov. 20	BUF				Inactive						
Nov. 27	@WAS	0	0	-	-	0	0	0	-	-	0
Dec. 4	OAK				Inactive						
Dec. 11	MIA	0	0	-	-	0	0	0	-	-	0
Dec. 18	@IND	2	41	20.5	21	0	0	0	-	-	0
Dec. 24	@KC	0	0	-	-	0	0	0	-	-	0
Dec. 31	DEN	0	0	-	-	0	0	0	-	-	0
TOTALS		3	59	19.7	21	0	0	0	-	-	0

29

LEONARD JOHNSON

CORNERBACK
HT: 5-10 WT: 202
DOB: 3/30/90
NFL: 2ND YEAR
ACQ: FA, 2012
COLLEGE: IOWA STATE

**ACQUIRED BY BUCS:**

- x Signed by Tampa Bay on April 30, 2012 as a college free agent.

2012 HIGHLIGHTS:

- x Tied for fourth among NFL rookies with three interceptions and fifth with 12 passes defended.
- x Made NFL debut in season opener vs. Carolina (9/9).
- x Recorded one special teams tackle at New York Giants (9/16).
- x Made first career start at Minnesota (10/26), making first career interception to go along with two tackles and three passes defended.
- x Recorded interception in second consecutive game to go along with six tackles and two passes defended in win at Oakland (11/4).
- x Intercepted a pass for the third consecutive game and returned it 83 yards for a touchdown vs. San Diego (11/11). Added five tackles, including one for loss, on defense and one tackle on special teams.
- x Started at cornerback and posted career-high seven tackles vs. Atlanta (11/25).
- x Started vs. Philadelphia (12/9) and recorded three tackles on defense, one on special teams and a pass defended.
- x Posted two tackles on defense and one on special teams at New Orleans (12/16).
- x Started vs. St. Louis (12/23) and recorded first career forced fumble and fumble recovery. Also recorded five tackles, including one for loss, and one pass defended.
- x Started in win at Atlanta (12/30) and registered three tackles and one pass defended.

COLLEGE/PERSONAL:

- x Played four seasons at Iowa State (2008-11), appearing in 50 games and starting 43.
- x Totaled 247 tackles, 26 pass breakups, eight fumble recoveries, six forced fumbles, and six interceptions throughout collegiate career.
- x Earned second-team All-Big 12 honors after the 2011 season.
- x Was a first-team freshman All-American as a kick returner in 2008.
- x Ranked the 69th best cornerback coming out of high school by Scout.com.
- x Majored in pre-liberal studies
- x Visited youth at All Children's Hospital in St. Petersburg and sang holiday carols to residents at Westminster Palms retirement home in December 2012.
- x Helped host a lunch for service members at Coast Guard Air Station Clearwater and visited veterans recovering from injury and illness at Bay Pines VA Hospital in November 2012.
- x Spoke to students at Northwest Elementary about the importance of physical fitness, helped present a \$10,000 Play 60 grant, and led students through a P.E. class to congratulate the winners of the Play 60 Super School contest in November 2012.
- x Helped present a \$100,000 grant in September 2012 to build Tampa Bay Buccaneers Field in Clearwater's North Greenwood community, where Johnson and teammates also led local youths through football drills.
- x In June 2012, visited MacDill Air Force Base to tour a hurricane aircraft, witness

a military dog training session, and thank civilian workers and active duty military for their service.

- x Hosted an educational scavenger hunt for children from the Boys & Girls Clubs of Tampa Bay at Busch Gardens Tampa in June 2012.
- x Helped host an outing to a Tampa Bay Rays game for underprivileged students from Campbell Park Elementary in May 2012.

- x Signed autographs, handed out Bucca-neers teddy bears, and greeted patients at St. Joseph’s Children’s Hospital in May 2012.
- x Son of Schenique and Charles Harris.
- x Born Leonard Johnson on March 30, 1990, in Clearwater, Florida.

JOHNSON’S CAREER STATISTICS

YEAR	TEAM	TACKLES							INTERCEPTIONS					FUMBLES			ST TACKLES		
		GP	GS	TOT	SOLO	ASST	SK	YDS	NO	YDS	LG	TD	PD	FF	FR	YDS	T	S	A
2012	Tampa Bay	16	6	37	32	5	0.0	0.0	3	86	83t	1	9	1	1	1	4	3	1
NFL Totals		16	6	37	32	5	0.0	0.0	3	86	83t	1	9	1	1	1	4	3	1

JOHNSON’S GAME-BY-GAME STATISTICS

2012

DATE	OPP	TACKLES							INTERCEPTIONS					FUMBLES			ST TACKLES		
		T	S	A	TFL	SK	YDS	QH	NO	YDS	LG	TD	PD	FF	FR	YDS	T	S	A
Sept. 9	CAR	0	0	0	0	0.0	0.0	0	0	0	0	0	0	0	0	0	0	0	0
Sept. 16	@NYG	0	0	0	0	0.0	0.0	0	0	0	0	0	0	0	0	0	1	0	1
Sept. 23	@DAL	0	0	0	0	0.0	0.0	0	0	0	0	0	0	0	0	0	0	0	0
Sept. 30	WAS	0	0	0	0	0.0	0.0	0	0	0	0	0	0	0	0	0	0	0	0
Oct. 14	KC	0	0	0	0	0.0	0.0	0	0	0	0	0	0	0	0	0	0	0	0
Oct. 21	NO	0	0	0	0	0.0	0.0	0	0	0	0	0	0	0	0	0	0	0	0
Oct. 25	@MIN	2	2	0	0	0.0	0.0	0	1	0	0	0	3	0	0	0	0	0	0
Nov. 4	@OAK	6	5	1	0	0.0	0.0	0	1	3	3	0	2	0	0	0	0	0	0
Nov. 11	SD	5	4	1	1	0.0	0.0	0	1	83	83t	1	1	0	0	0	1	1	0
Nov. 18	@CAR	2	2	0	0	0.0	0.0	0	0	0	0	0	0	0	0	0	0	0	0
Nov. 25	ATL	7	5	2	0	0.0	0.0	0	0	0	0	0	0	0	0	0	0	0	0
Dec. 2	@DEN	2	2	0	0	0.0	0.0	0	0	0	0	0	0	0	0	0	0	0	0
Dec. 9	PHI	3	3	0	0	0.0	0.0	0	0	0	0	0	1	0	0	0	1	1	0
Dec. 16	@NO	2	2	0	0	0.0	0.0	0	0	0	0	0	0	0	0	0	1	1	0
Dec. 23	STL	5	5	0	1	0.0	0.0	0	0	0	0	0	1	1	1	1	0	0	0
Dec. 30	@ATL	3	2	1	0	0.0	0.0	0	0	0	0	0	1	0	0	0	0	0	0
TOTALS		37	32	5	2	0.0	0.0	0	0	0	0	0	9	1	1	1	4	3	1

75

DAVIN JOSEPH**GUARD****HT: 6-3 WT: 313****DOB: 11/22/83****NFL: 8TH YEAR****ACQ: D1, 2006****COLLEGE: OKLAHOMA****ACQUIRED BY BUCS:**

- x Selected in the first-round (23rd overall) of the 2006 NFL Draft by the Buccaneers.

CAREER HIGHLIGHTS:

- x Selected to the 2012 and 2009 AFC-NFC Pro Bowls.
- x Awarded PFW Midseason All-Pro honors in 2011.
- x Has played in 84 games with 83 starts and played in one playoff game with one start.
- x Helped lead the offense to 5,456 total yards in 2008, the highest single-season total in franchise history.
- x Helped lead the offense to 361 points in 2008, the second highest single-season total in team history.
- x Part of a Buccaneers offense that averaged 4.17 yards per rush in 2007 to rank second in team history.
- x Made a relatively smooth and rapid transition from college level to professional ranks, winning starting right guard job during preseason of rookie year.

2012 HIGHLIGHTS:

- x Placed on Injured/Reserve on August 27.

COLLEGE/PERSONAL:

- x Followed former Sooner defensive end Lee Roy Selmon in 1976 as the second player from the University of Oklahoma to be selected in the first round by the Buccaneers.
- x Played in 50 games with 40 starts at both guard and tackle (2002-05).
- x Consensus first-team All-Big 12 as a senior.
- x Named second-team Academic All-Big 12.

- x Majored in sociology.
- x Attended Hallandale High School (Hallandale, Florida) where he was a four-year starter and named All-State.
- x Broward County Defensive Player of the Year as a senior.
- x Ranked eighth among the nation's high school heavyweight wrestlers as the 2A state wrestling champion in Florida.
- x Was selected to participate in the NFL-USO Tour to the Middle East in March 2013 alongside the NFL's Champ Bailey, D'Qwell Jackson, Von Miller, Steve Smith, and J.J. Watt.
- x Spoke to students at Northwest Elementary about the importance of physical fitness, helped present a \$10,000 Play 60 grant, and led students through a P.E. class to congratulate the winners of the Play 60 Super School contest in November 2012.
- x With TEAM DAVIN, led the NFL in promoting volunteerism through the league's LIVE UNITED campaign by recruiting more than 3,500 community volunteers in 2012 - more than double the mark of the second place player on United Way's TEAM NFL leaderboard and more than 25 other players' recruitments combined.
- x Serves as the Buccaneers' spokesman for the NFL/United Way's LIVE: UNITED campaign, promoting volunteerism and service throughout the Tampa Bay community.
- x Named the Buccaneers' 2011 and 2012 Man of the Year for his leadership and efforts on and off the football field.
- x Initiated the Davin Joseph Events for Cause Foundation to enhance the quality of youth opportunities by strengthening athletic and performing arts programs in

public schools, community based non-profits and clubs in Hallandale Beach and Tampa, Florida.

- x Along with teammates, cheerleaders and staff, hosted a Play 60 event in partnership with United Way at Potter Elementary School in November 2011 and 2012 to promote physical activity and sound nutrition.
- x In 2011, adopted Tampa's Blake High School football team by sponsoring pre-game meals, attending home football games, and presenting the school with a \$10,000 donation to renovate the weight room.
- x Along with the offensive line and tight ends, surprised 26 single mothers with gifts for the holidays in December 2010.
- x With teammate Jeremy Trueblood, sponsored and participated in a weekly surprise

\$1,000 shopping spree for a total of 16 different underprivileged families throughout the 2010 season.

- x Helped initiate "Turkey Time with the O-Line," a Thanksgiving program sponsored by the offensive line which has provided more than 3,600 meals to local needy families from 2007-2012.
- x Served as a celebrity coach at the Pop Warner Adrenalyn Bowl, signing autographs, posing for pictures and coaching youth during the annual Pop Warner championship football game in February 2010.
- x Provides charitable groups with tickets to Buccaneers home games through Davin's Dream Team, his gameday ticket program.
- x Born Davin Joseph on November 22, 1983 in Hallandale, Florida.

JOSEPH'S CAREER STATISTICS


Games/Starts: TB: 2006: 13/12; 2007: 16/16 (P:1/1); 2008: 12/12; 2009: 16/16; 2010: 11/11; 2011: 16/16; 2012: Injured Reserve
Career Totals: 84/83 (P: 1/1)

P=Playoffs

ADDITIONAL STATS

Blocked Field Goals: 1 – 1 in 2009

9

MICHAEL KOENEN**PUNTER****HT: 5-11 WT: 198****DOB: 7/13/82****NFL: 9TH YEAR****ACQ: UFA (ATL), 2011****COLLEGE: WESTERN
WASHINGTON****ACQUIRED BY BUCS:**

- × Signed by Tampa Bay on July 29, 2011 as an unrestricted free agent from Atlanta.

ORIGINALLY ENTERED NFL:

- × Originally entered the NFL as a college free agent with the Atlanta Falcons on April 26, 2005.

CAREER HIGHLIGHTS:

- × Played six seasons with Atlanta (2005-10) before joining Tampa Bay in 2011.
- × Has appeared in 128 regular-season games, recording 583 punts for 24,964 yards (42.8 avg.) and a 70-yard long, while placing 196 inside the 20-yard line.
- × A kickoff specialist in addition to holding punting duties, has recorded 590 kickoffs with 201 touchbacks in his career.
- × Has also appeared in two postseason games: one in 2008 and one in 2010, serving on kickoffs and as punter.
- × Holds NFL record, dating back to 1970 merger, with 21 consecutive touchbacks on kickoffs, which he did in 2012.
- × His 40.3-yard net average in 2011 set a Buccaneers record by 2.5 yards.
- × Led NFL in 2011 in net kickoff average (45.1) and helped place Tampa Bay second in the NFL in average opponent starting field position after kickoff (20.3).
- × Set an Atlanta Falcons franchise record with five touchbacks vs. Carolina on September 20, 2009, and tied that mark again vs. Carolina in Week 10 of the season.
- × Ranked fourth in the NFC with 25 punts inside the 20-yard line in 2008 while helping the Falcons to a second-place ranking in opponent average starting field position following kickoffs (24.6-yard line avg.).
- × Helped Atlanta rank second in the NFC and second in the NFL in opponent starting average field position with a 25.5-yard line mark in 2007.

2012 HIGHLIGHTS:

- × Established NFL record (since 1970 merger) with 21 consecutive touchbacks on kickoffs in 2009.
- × Finished second in the NFL and first in the NFC with 58 touchbacks on kickoffs.
- × Led the league with 68.2 percent of his kickoffs resulting in touchbacks, while placing 92.0 percent of his kickoffs in the end zone, which was second in the NFL.
- × Had a streak of 21 consecutive kickoff touchbacks snapped at Minnesota (10/26) when Percy Harvin brought ball out from seven yards in the end zone.
- × Had a streak where he booted 41 consecutive kickoffs and 48 adjusted kickoffs into end zone snapped at Carolina (11/18).
- × Averaged 46.0 yards on five punts, including two inside the 20 in season opener vs. Carolina (9/9). Also recorded four touchbacks on five kickoffs.
- × Placed three of his six punts inside the 20 at New York Giants (9/16).
- × Placed three of his eight punts inside the 20 at Dallas (9/23).
- × Averaged 46.2 yards on six punts, including a net of 43.3 and three inside the 20, vs. Washington (9/30). Also placed all six of his kickoffs in the end zone, with four resulting touchbacks.
- × Averaged 53.0 yards on two punts vs. Kansas City (10/14). Also set career high by recorded touchbacks on all seven of his kickoffs.
- × Recorded touchbacks on all five of his kickoffs vs. New Orleans (10/21), which extended his streak to 12.
- × Had a net average of 41.0 on two punts, including one inside the 20, vs. San Diego (11/11). Also recorded five touchbacks on seven kickoffs, all of which he placed in the end zone.
- × Averaged 49.5 yards on six punts, including a net of 39.3, in win at Carolina (11/18).

- x Averaged 50.0 yards on two punts, including a net of 45.0, vs. Atlanta (11/25).
- x Averaged a career-high (min. 4) 51.4 yards on five punts at Denver (12/2). Also placed all five of his adjusted kickoffs in end zone, with four going for touchbacks.
- x Set career highs with 10 punts and 424 gross punting yards vs. Philadelphia (12/9).
- x Averaged 50.2 yards on five punts, including two inside the 20, and 41.2 net yards in win at Atlanta (12/3).
- x Lettered in basketball and soccer in addition to football.
- x Sponsors the "Koenen's Kickers" Front Row Fans section to provide a special gameday experience at Raymond James Stadium for local charities.
- x Spoke to students at Northwest Elementary about the importance of physical fitness, helped present a \$10,000 Play 60 grant, and led students through a P.E. class to congratulate the winners of the Play 60 Super School contest in November 2012.

COLLEGE/PERSONAL:

- x Converted 43-of-74 field goal attempts and 143-of-150 PATs in his career at Western Washington University (2001-04).
- x Set school record for career punting average (43.1).
- x Registered 62 kickoffs for 3,702 yards (59.7 avg.) and tied the university record with 19 touchbacks.
- x Named Northwest Special Teams Player of the Year as a senior.
- x Earned All-Northwest League honors as a senior at Ferndale High School (Ferndale, Washington) and was a first-team all-league kicker and second-team punter as a junior.
- x Along with Connor Barth and Andrew Economos, hosted the inaugural "Special Teams Santas" outreach initiative, shopping for and then donating more than \$6,000 in holiday gifts for the All Children's Hospital "Wonderland" toy drive.
- x Launched the Michael Koenen Foundation to provide children an opportunity to realize their potential and encourage them to make their dreams a reality through community outreach initiatives including an free annual football camp for Washington youth.
- x Married to Devin Koenen and has two sons and one daughter.
- x Born Michael J. Koenen on July 13, 1982, in Ferndale, Washington.

KOENEN'S CAREER STATISTICS

YEAR	TEAM	PUNTING				OPP						
		GP	NO	YDS	AVG	RET	YDS	NET	TB	IN 20	LG	BLK
2005	Atlanta	16	78	3,300	42.3	35	238	36.9	9	23	67	0
2006	Atlanta	16	76	3,199	42.1	25	279	35.9	6	25	65	2
2007	Atlanta	16	88	3,824	43.5	41	307	38.8	5	30	63	0
2008	Atlanta	16	63	2,566	40.7	20	49	37.5	4	25	60	2
2009	Atlanta	16	61	2,598	42.6	27	289	36.3	3	18	70	1
2010	Atlanta	16	74	3,014	40.7	28	241	35.6	5	29	61	1
2011	Tampa Bay	16	67	3,023	45.1	36	266	40.3	3	24	65	0
2012	Tampa Bay	16	76	3,440	45.3	40	440	37.4	6	22	64	1
NFL Totals		128	583	24,964	42.8	252	2,109	37.3	41	196	70	7

SINGLE-GAME HIGHS

Punts: 8, four times, last vs. Chicago, 10/23/11 (w/Atlanta)

Gross Yards: 385, at Carolina, 11/11/07 (w/Atlanta)

Gross Average (min. 4 att): 51., vs. Dallas, 12/17/11

Touchbacks: 5, vs. Atlanta, 12/4/11

Net Average (min. 4 att): 47.5, at New Orleans, 12/7/08 (w/Atlanta)

Punts Inside the 20: 5, at Philadelphia, 10/26/08 (w/Atlanta)

Longest Punt: 70, at Carolina, 11/15/09 (w/Atlanta)

KOENEN'S GAME-BY-GAME STATISTICS

2012

DATE	OPP	NO	YDS	AVG	RET	PUNTING		TB	IN 20	LG	BLK
						YDS	NET				
Sept. 9	CAR	5	230	46.0	3	28	36.4	1	2	52	0
Sept. 16	@NYG	6	252	42	2	23	38.2	0	3	53	0
Sept. 23	@DAL	8	331	41.4	3	43	31	2	3	56	0
Sept. 30	WAS	6	277	46.2	3	17	43.3	0	3	64	0
Oct. 14	KC	2	106	53	2	11	31.7	0	1	54	1
Oct. 21	NO	3	126	42	1	15	37	0	0	54	0
Oct. 25	@MIN	6	281	46.8	3	31	41.7	0	0	57	0
Nov. 4	@OAK	4	154	38.5	2	0	38.5	0	2	47	0
Nov. 11	SD	3	134	44.7	1	11	41	0	1	52	0
Nov. 18	@CAR	6	297	49.5	3	41	39.3	1	1	58	0
Nov. 25	ATL	2	100	50	1	10	45	0	0	58	0
Dec. 2	@DEN	5	257	51.4	4	95	32.4	0	1	63	0
Dec. 9	PHI	10	424	42.4	5	35	34.9	2	2	61	0
Dec. 16	@NO	4	195	48.8	3	38	39.3	0	0	58	0
Dec. 23	STL	1	25	25	0	0	25	0	1	25	0
Dec. 30	@ATL	5	251	50.2	4	42	41.8	0	2	56	0
TOTALS		76	3440	45.3	40	440	37.4	6	22	64	1

2011

DATE	OPP	NO	YDS	AVG	RET	PUNTING		TB	IN 20	LG	BLK
						YDS	NET				
Sept. 11	DET	5	261	52.2	5	34	45.4	0	1	58	0
Sept. 18	@MIN	4	183	45.8	2	3	45.0	0	1	52	0
Sept. 25	ATL	3	129	43.0	2	16	37.7	0	1	50	0
Oct. 3	IND	5	220	44.0	2	0	44.0	0	3	57	0
Oct. 9	@SF	6	259	43.2	3	51	17.0	0	3	58	0
Oct. 16	NO	4	189	47.3	1	-10	49.8	0	3	58	0
Oct. 23	CHI	8	381	47.6	5	33	43.5	0	3	65	0
Nov. 6	@NO	3	119	39.7	1	15	15.0	1	1	49	0
Nov. 13	HOU	6	265	44.2	4	10	2.5	0	2	52	0
Nov. 20	@GB	3	140	46.7	2	69	23.7	0	1	53	0
Nov. 27	@TEN	5	194	38.8	1	3	34.2	1	1	51	0
Dec. 4	CAR	2	82	41.0	1	12	35.0	0	1	47	0
Dec. 11	@JAC	5	189	37.8	1	5	32.8	1	0	51	0
Dec. 17	DAL	4	204	51.0	4	15	47.3	0	1	59	0
Dec. 24	@CAR	1	59	59.0	1	1	58.0	0	0	59	0
Jan. 1	@ATL	3	149	49.7	1	9	46.7	0	2	60	0
TOTALS		67	3,023	45.1	36	266	40.3	3	24	65	0

2010 (W/ATLANTA)

DATE	OPP	NO	YDS	AVG	RET	PUNTING		TB	IN 20	LG	BLK
						YDS	NET				
Sept. 12	@PIT	7	281	40.1	7	274	39.1	0	4	54	0
Sept. 19	ARI	2	68	34.0	0	0	24.0	1	0	41	0
Sept. 26	@NO	4	158	39.5	1	72	21.5	0	1	52	0
Oct. 3	SF	4	165	41.3	0	0	33.0	0	2	53	1
Oct. 10	@CLE	4	173	43.3	1	3	37.5	1	2	48	0
Oct. 17	@PHI	6	227	37.8	3	50	29.5	0	1	47	0
Oct. 24	CIN	3	135	45.0	2	10	41.7	0	2	52	0
Nov. 7	TB	3	96	32.0	0	0	32.0	0	2	34	0
Nov. 11	BAL	5	191	38.2	2	16	35.0	0	2	46	0
Nov. 21	@STL	4	180	45.0	3	43	34.3	0	1	51	0
Nov. 28	GB	4	161	40.3	2	2	39.8	0	2	51	0
Dec. 5	@TB	5	204	40.8	3	13	38.2	1	2	52	0
Dec. 12	@CAR	7	283	40.4	2	12	35.9	1	3	58	0
Dec. 19	@SEA	4	180	45.0	2	3	44.3	0	2	56	0
Dec. 27	NO	8	349	43.6	3	10	39.9	1	2	55	0
Jan. 2	CAR	4	163	40.8	2	0	35.8	1	1	61	0
TOTALS		74	3,014	40.7	28	241	35.6	5	29	61	0

2009 (W/ATLANTA)

DATE	OPP	NO	YDS	AVG	RET	PUNTING		TB	IN 20	LG	BLK
						YDS	NET				
Sept. 13	MIA	4	155	38.8	2	11	31.0	1	1	44	0
Sept. 20	CAR	3	149	49.7	2	17	44.0	0	1	57	0
Sept. 27	@NE	5	188	37.6	2	17	34.2	0	1	48	0
Oct. 11	@SF	4	162	40.5	1	2	40.0	0	1	48	0
Oct. 18	CHI	5	237	47.4	3	54	36.6	0	0	61	0
Oct. 25	@DAL	5	230	46.0	4	76	30.8	0	1	53	0
Nov. 2	@NO	3	116	38.7	1	1	38.3	0	2	49	0
Nov. 8	WAS	3	126	42.0	1	-2	42.7	0	3	48	0
Nov. 15	@CAR	2	109	54.5	0	0	44.5	1	1	70	0
Nov. 22	@NYG	2	52	26.0	0	0	26.0	0	1	28	0
Nov. 29	TB	4	201	50.3	1	21	36.0	0	2	60	1
Dec. 6	PHI	6	263	43.8	3	34	38.2	0	3	54	0
Dec. 13	NO	1	56	56.0	1	23	33.0	0	0	56	0
Dec. 20	@NYJ	8	319	39.9	4	25	34.3	1	0	55	0
Dec. 27	BUF	3	130	43.3	1	0	43.3	0	1	57	0
Jan. 3	@TB	3	105	35.0	1	10	31.7	0	0	45	0
TOTALS		61	2,598	42.6	27	289	36.3	3	18	70	1

2008 (W/ATLANTA)

DATE	OPP	NO	YDS	AVG	RET	PUNTING		TB	IN 20	LG	BLK
						YDS	NET				
Sept. 7	DET	3	115	38.3	0	0	38.3	0	0	51	0
Sept. 14	@TB	5	181	36.2	2	0	36.2	0	2	55	0
Sept. 21	KC	6	259	43.2	3	14	40.8	0	3	51	0
Sept. 28	@CAR	6	254	42.3	2	5	34.8	2	1	60	0
Oct. 5	@GB	3	125	41.7	0	0	41.7	0	3	53	0
Oct. 12	CHI	2	82	41.0	0	0	31.0	1	0	45	0
Oct. 26	@PHI	7	264	37.7	3	5	38.4	0	5	53	0
Nov. 2	@OAK	1	33	33.0	0	0	16.5	0	1	33	1
Nov. 9	NO	4	141	35.3	0	0	35.3	0	3	44	0
Nov. 16	DEN	2	62	31.0	0	0	31.0	0	1	34	0
Nov. 23	CAR	3	129	43.0	1	0	43.0	0	0	48	0
Nov. 30	@SD	2	106	53.0	1	12	47.0	0	1	55	0
Dec. 7	@NO	4	190	47.5	3	0	47.5	0	1	52	0
Dec. 14	TB	5	225	45.0	3	16	34.8	0	2	52	1
Dec. 21	@MIN	6	253	42.2	2	7	37.7	1	2	50	0
Dec. 28	STL	4	147	36.8	0	0	36.8	0	0	40	0
TOTALS		63	2,566	40.7	20	49	37.5	4	25	60	2

2007 (W/ATLANTA)

DATE	OPP	NO	YDS	AVG	RET	PUNTING		TB	IN 20	LG	BLK
						YDS	NET				
Sept. 9	@MIN	5	234	46.8	3	20	42.8	0	2	53	0
Sept. 16	@JAC	5	196	39.2	1	10	37.2	0	1	47	0
Sept. 23	CAR	4	175	43.8	1	9	36.5	1	1	55	0
Sept. 30	HOU	3	132	44.0	2	1	43.7	0	2	51	1
Oct. 7	@TEN	6	228	38.0	3	32	32.7	0	3	51	0
Oct. 15	NYG	7	288	41.1	1	10	39.7	0	1	55	0
Oct. 21	@NO	6	265	44.2	3	55	35.0	0	3	51	0
Nov. 4	SF	6	265	44.2	4	27	39.7	0	4	53	0
Nov. 11	@CAR	8	385	48.1	6	65	40.0	0	6	51	0
Nov. 18	TB	7	257	36.7	3	3	33.4	1	3	47	0
Nov. 22	IND	4	200	50.0	3	29	42.8	0	3	52	0
Dec. 2	@STL	7	309	44.1	2	6	37.6	2	2	55	0
Dec. 10	NO	6	282	47.0	1	0	47.0	0	1	60	0
Dec. 16	@TB	6	273	45.5	5	31	37.0	1	5	63	0
Dec. 23	@ARI	5	200	40.0	1	0	40.0	0	1	49	0
Dec. 30	SEA	3	135	45.0	2	9	42.0	0	2	49	0
TOTALS		88	3,824	43.5	41	307	38.8	5	30	63	0

2006 (W/ATLANTA)

DATE	OPP	NO	YDS	AVG	RET	PUNTING		TB	IN 20	LG	BLK
						YDS	NET				
Sept. 10	@CAR	4	167	41.8	3	13	38.5	0	1	51	0
Sept. 17	TB	2	85	42.5	1	10	37.5	0	2	55	0
Sept. 25	@NO	6	265	44.2	1	11	30.6	2	1	56	1
Oct. 1	ARI	2	93	46.5	1	22	35.5	0	1	59	0
Oct. 15	NYG	6	224	37.3	1	1	37.2	0	3	54	0
Oct. 22	PIT	5	250	50.0	1	0	46.0	1	1	59	0
Oct. 29	@CIN	3	166	55.3	2	14	44.0	1	1	65	0
Nov. 5	@DET	6	238	39.7	2	30	31.1	1	2	55	0
Nov. 12	CLE	8	28	35.9	3	14	34.1	0	3	46	0
Nov. 19	@BAL	6	242	40.3	3	121	20.2	0	3	59	0
Nov. 26	NO	6	295	49.2	1	-1	46.0	1	3	65	0
Dec. 3	@WAS	4	156	39.0	1	3	30.6	0	1	43	1
Dec. 10	@TB	4	151	37.8	2	22	32.3	0	1	42	0
Dec. 16	DAL	4	172	43.0	0	0	43.0	0	0	53	0
Dec. 24	CAR	5	236	47.2	2	5	46.2	0	2	59	0
Dec. 31	@PHI	5	172	34.4	1	14	31.6	0	0	41	0
TOTALS		76	3,199	42.1	25	279	35.9	6	25	65	2

2005 (W/ATLANTA)

DATE	OPP	NO	YDS	AVG	RET	PUNTING		TB	IN 20	LG	BLK
						YDS	NET				
Sept. 12	PHI	7	281	40.1	3	28	33.3	1	1	59	0
Sept. 18	@SEA	7	347	49.6	3	19	41.1	2	2	67	0
Sept. 25	@BUF	4	144	36.0	2	24	30.0	0	2	48	0
Oct. 2	MIN	3	105	35.0	2	0	35.0	0	2	39	0
Oct. 9	NE	7	319	45.6	2	5	42.0	1	2	53	0
Oct. 16	@NO	4	189	47.3	4	7	45.5	0	0	54	0
Oct. 24	NYJ	4	161	40.3	1	18	30.8	1	1	49	0
Nov. 6	@MIA	3	114	38.0	1	0	38.0	0	1	48	0
Nov. 13	GB	5	197	39.4	2	14	36.6	0	2	53	0
Nov. 20	TB	2	77	38.5	1	2	37.5	0	0	40	0
Nov. 24	@DET	4	194	48.5	2	13	35.3	2	0	53	0
Dec. 4	@CAR	6	214	35.7	0	0	32.3	1	0	47	0
Dec. 12	NO	6	276	46.0	3	15	40.2	1	3	55	0
Dec. 18	@CIN	6	234	39.0	2	30	34.0	0	4	50	0
Dec. 24	@TB	7	314	44.9	6	55	37.0	0	3	53	0
Jan. 1	CAR	1	134	44.7	1	8	42.0	0	0	51	0
TOTALS		78	3,300	42.3	35	238	36.9	9	23	67	0

90

DEREK LANDRI

DEFENSIVE TACKLE
 HT: 6-2 WT: 290
 DOB: 9/21/83
 NFL: 7TH YEAR
 ACQ: UFA(PHI), 2013
 COLLEGE: NOTRE DAME

**ACQUIRED BY BUCS:**

- x Signed by Tampa Bay on April 2, 2013 as an unrestricted free agent from Philadelphia.

ORIGINALLY ENTERED NFL:

- x Originally selected by the Jacksonville Jaguars in the fifth round (166th overall) of the 2007 NFL Draft.

CAREER HIGHLIGHTS:

- x Played in 79 career games with 23 starts, recording 197 tackles, 32.0 tackles for loss, 8.0 sacks, five passes defended, two forced fumble and one blocked field goal.
- x Played in two career postseason games, recording four tackles, one sack, one fumble recovery and one interception.
- x Led Philadelphia in tackles for loss in 2011 (8.0).
- x Posted career highs in tackles (63) and sacks (3.0) with Carolina in 2010.
- x Made his first career start at New York Giants (9/12/10).
- x Made NFL debut against Tennessee (9/9/07).

2012 HIGHLIGHTS:

- x Played in 16 games with seven starts, finishing the year with 39 tackles, 14 quarterback pressures, 5.0 tackles for loss and two passes defended.
- x Had a season-high six quarterback pressures against the Baltimore Ravens in a Week 2 (9/16) win.
- x Recorded a season-high six tackles in a Week 5 (9/30) victory against the New York Giants.

COLLEGE/PERSONAL:

- x Started 38-of-49 games at Notre Dame, including the final 37 games he played, totaling 161 tackles, 10.5 sacks, two fumble recoveries and one forced fumble.
- x Started all 13 games as a senior, recording 65 tackles, 7.0 sacks and a school-record four blocked kicks.
- x Graduated with a degree in history and computer applications.
- x Son of Frank Landri and Teresa Perlite.
- x Married to Alyissa; the couple has a daughter and an infant son.
- x Born Derek Landri on September 21, 1983 in Newport Beach, California.

LANDRI'S CAREER STATISTICS

YEAR	TEAM	GP	GS	TACKLES					SK	YDS	INTERCEPTIONS				FUMBLES			
				TOT	SOLO	ASST					NO	YDS	LG	TD	PD	FF	FR	YDS
2007	Jacksonville	13	0	14	12	2	0.0	0.0	0	0	0	0	0	0	0	0	0	
2008	Jacksonville	15	0	23	12	11	2.0	11.0	0	0	0	0	1	0	0	0	0	
2009	Jax./Car.	7	0	15	8	7	1.0	5.0	0	0	0	0	0	0	0	0	0	
2010	Carolina	16	16	63	32	31	3.0	14.0	0	0	0	0	1	0	1	0	0	
2011	Philadelphia	12	0	43	25	18	2.0	14.0	0	0	0	0	1	0	1	0	0	
2012	Philadelphia	16	7	39	25	14	0.0	0.0	0	0	0	0	2	0	0	0	0	
NFL Totals		79	23	197	114	83	8.0	44.0	0	0	0	0	5	0	2	0	0	

SINGLE-GAME HIGHS

Tackles: 9, vs. Tampa Bay, 9/19/10 (w/Carolina)

LANDRI'S GAME-BY-GAME STATISTICS

2012 (W/PHILADELPHIA)

DATE	OPP	TACKLES				TFL	SK	YDS	QBP	INTERCEPTIONS					FUMBLES			TACKLES		
		T	S	A						NO	YDS	LG	TD	PD	FF	FR	YDS	T	S	A
Sept. 9	@CLE	1	1	0	0	0.0	0.0	2	0	0	0	0	0	0	0	0	0	0	0	0
Sept. 16	BAL	3	2	1	0	0.0	0.0	6	0	0	0	0	0	0	0	0	0	0	0	0
Sept. 23	@ARI	3	2	1	1	0.0	0.0	0	0	0	0	0	0	0	0	0	0	0	0	0
Sept. 30	NYG	6	4	2	0	0.0	0.0	2	0	0	0	0	0	0	0	0	0	0	0	0
Oct. 7	@PIT	3	3	0	0	0.0	0.0	1	0	0	0	0	1	0	0	0	0	0	0	0
Oct. 14	DET	2	2	0	1	0.0	0.0	0	0	0	0	0	0	0	0	0	0	0	0	0
Oct. 28	ATL	5	3	2	1	0.0	0.0	0	0	0	0	0	0	0	0	0	0	0	0	0
Nov. 5	@NO	1	1	0	0	0.0	0.0	0	0	0	0	0	0	0	0	0	0	0	0	0
Nov. 11	DAL	5	3	2	0	0.0	0.0	1	0	0	0	0	1	0	0	0	0	0	0	0
Nov. 18	@WAS	2	1	1	0	0.0	0.0	2	0	0	0	0	0	0	0	0	0	0	0	0
Nov. 26	CAR	1	1	0	1	0.0	0.0	0	0	0	0	0	0	0	0	0	0	0	0	0
Dec. 2	@DAL	2	1	1	1	0.0	0.0	0	0	0	0	0	0	0	0	0	0	0	0	0
Dec. 9	@TB	1	1	0	0	0.0	0.0	0	0	0	0	0	0	0	0	0	0	0	0	0
Dec. 13	CIN	1	0	1	0	0.0	0.0	0	0	0	0	0	0	0	0	0	0	0	0	0
Dec. 23	WAS	2	0	2	0	0.0	0.0	0	0	0	0	0	0	0	0	0	0	0	0	0
Dec. 30	@NYG	1	0	1	0	0.0	0.0	0	0	0	0	0	0	0	0	0	0	0	0	0
TOTALS		39	25	14	5	0.0	0.0	14	0	0	0	0	2	0	0	0	0	0	0	0

2011 (W/PHILADELPHIA)

DATE	OPP	TACKLES						INTERCEPTIONS						FUMBLES			TACKLES		
		T	S	A	TFL	SK	YDS	QBP	NO	YDS	LG	TD	PD	FF	FR	YDS	T	S	A
Sept. 11	@STL	Not with team																	
Sept. 18	@ATL	Not with team																	
Sept. 25	NYG	Not with team																	
Oct. 2	SF	Not with team																	
Oct. 9	@BUF	2	1	1	0	0.0	0.0	1	0	0	0	0	0	0	0	0	0	0	0
Oct. 16	@WAS	4	2	2	0	0.0	0.0	1	0	0	0	0	0	0	0	0	0	0	0
Oct. 30	DAL	1	0	1	0	0.0	0.0	0	0	0	0	0	0	0	0	0	0	0	0
Nov. 7	CHI	4	2	2	1	0.0	0.0	0	0	0	0	0	0	0	0	0	0	0	0
Nov. 13	ARI	3	2	1	2	1.0	7.0	4	0	0	0	0	0	0	0	0	0	0	0
Nov. 20	@NYG	4	3	1	0	0.0	0.0	0	0	0	0	0	1	0	1	0	0	0	0
Nov. 27	NE	4	3	1	1	0.0	0.0	0	0	0	0	0	0	0	0	0	0	0	0
Dec. 1	@SEA	7	3	4	1	0.0	0.0	0	0	0	0	0	0	0	0	0	0	0	0
Dec. 11	@MIA	5	4	1	1	0.0	0.0	2	0	0	0	0	0	0	0	0	0	0	0
Dec. 18	NYJ	3	1	2	0	0.0	0.0	1	0	0	0	0	0	0	0	0	0	0	0
Dec. 24	@DAL	3	2	1	1	1.0	7.0	2	0	0	0	0	0	0	0	0	0	0	0
Jan. 1	WAS	3	2	1	1	0.0	0.0	7	0	0	0	0	0	0	0	0	0	0	0
TOTALS		43	25	18	8	2.0	14.0	18	0	0	0	0	0	1	0	1	0	0	0

2010 (W/CAROLINA)

DATE	OPP	TACKLES			TFL	SK	YDS	QBP	INTERCEPTIONS					FUMBLES			ST TACKLES		
		T	S	A					NO	YDS	LG	TD	PD	FF	FR	YDS	T	S	A
Sept. 12	@NYG	3	0	3	0	0.0	0.0	0	0	0	0	0	0	0	0	0	0	0	0
Sept. 19	TB	9	5	4	1	0.0	0.0	1	0	0	0	0	0	0	0	0	0	0	0
Sept. 26	CIN	4	3	1	1	0.0	0.0	0	0	0	0	0	0	0	0	0	0	0	0
Oct. 3	@NO	4	4	0	2	0.0	0.0	0	0	0	0	0	0	0	0	0	0	0	0
Oct. 10	CHI	5	3	2	2	0.0	0.0	0	0	0	0	0	0	0	0	0	0	0	0
Oct. 24	SF	3	1	2	1	1.0	5.0	2	0	0	0	0	0	0	0	0	0	0	0
Oct. 31	@STL	2	2	0	1	1.0	1.0	0	0	0	0	0	0	0	0	0	0	0	0
Nov. 7	NO	4	2	2	0	0.0	0.0	0	0	0	0	0	0	0	0	0	0	0	0
Nov. 14	@TB	4	3	1	0	0.0	0.0	0	0	0	0	0	1	0	0	0	0	0	0
Nov. 21	BAL	5	3	2	0	0.0	0.0	0	0	0	0	0	0	0	0	0	0	0	0
Nov. 28	@CLE	3	1	2	0	0.0	0.0	1	0	0	0	0	0	0	0	0	0	0	0
Dec. 5	@SEA	4	1	3	0	0.0	0.0	0	0	0	0	0	0	0	0	0	0	0	0
Dec. 12	ATL	5	1	4	0	0.0	0.0	0	0	0	0	0	0	0	0	0	0	0	0
Dec. 19	ARI	1	1	0	1	0.0	0.0	2	0	0	0	0	0	0	0	0	0	0	0
Dec. 23	@PIT	5	4	1	2	1.0	8.0	0	0	0	0	0	0	0	1	0	0	0	0
Jan. 2	@ATL	2	0	2	0	0.0	0.0	0	0	0	0	0	0	0	0	0	0	0	0
TOTALS		63	32	31	11	3.0	14.0	6	0	0	0	0	1	0	1	0	0	0	0

2009 (W/JACKSONVILLE)

DATE	OPP	TACKLES			TFL	SK	YDS	QBP	INTERCEPTIONS					FUMBLES			ST TACKLES		
		T	S	A					NO	YDS	LG	TD	PD	FF	FR	YDS	T	S	A
Sept. 13	@IND	0	0	0	0	0.0	0.0	1	0	0	0	0	0	0	0	0	0	0	0
Sept. 20	ARI	1	0	1	0	0.0	0.0	0	0	0	0	0	0	0	0	0	0	0	0
Sept. 27	@HOU	3	1	2	0	0.0	0.0	0	0	0	0	0	0	0	0	0	0	0	0
Oct. 4	TEN	3	1	2	0	0.0	0.0	0	0	0	0	0	0	0	0	0	0	0	0
Oct. 11	@SEA	6	4	2	1	1.0	5.0	0	0	0	0	0	0	0	0	0	0	0	0
Oct. 18	STL	1	1	0	0	0.0	0.0	0	0	0	0	0	0	0	0	0	0	0	0
Nov. 1	@TEN	1	1	0	0	0.0	0.0	0	0	0	0	0	0	0	0	0	0	0	0
Nov. 8	KC								Inactive										
Nov. 15	@NYJ								Inactive										
Nov. 22	BUF								Inactive										
Nov. 29	@SF								Inactive										
Dec. 6	TB*								Inactive										
Dec. 13	@NE*								Inactive										
Dec. 17	MIN*								Inactive										
Dec. 27	@NYG*								Inactive										
Jan. 3	NO*								Inactive										
TOTALS		15	8	7	1	1.0	5.0	1	0	0	0	0	0	0	0	0	0	0	0

* = Games played with Carolina

2008 (W/JACKSONVILLE)

DATE	OPP	TACKLES			TFL	SK	YDS	QBP	INTERCEPTIONS					FUMBLES			ST TACKLES		
		T	S	A					NO	YDS	LG	TD	PD	FF	FR	YDS	T	S	A
Sept. 7	@TEN								Inactive										
Sept. 14	BUF	0	0	0	0	0.0	0.0	1	0	0	0	0	0	0	0	0	0	0	0
Sept. 21	@IND	0	0	0	0	0.0	0.0	2	0	0	0	0	0	0	0	0	0	0	0
Sept. 27	HOU	1	0	1	0	0.0	0.0	0	0	0	0	0	0	0	0	0	0	0	0
Oct. 5	PIT	0	0	0	0	0.0	0.0	3	0	0	0	0	0	0	0	0	0	0	0
Oct. 12	@DEN	2	1	1	0	0.0	0.0	1	0	0	0	0	0	0	0	0	0	0	0
Oct. 26	CLE	4	3	1	1	0.0	0.0	1	0	0	0	0	0	0	0	0	0	0	0
Nov. 2	@CIN	1	0	1	0	0.0	0.0	0	0	0	0	0	0	0	0	0	0	0	0
Nov. 9	@DET	1	1	0	1	1.0	11.0	1	0	0	0	0	0	0	0	0	0	0	0
Nov. 16	TEN	3	3	0	1	1.0	0.0	0	0	0	0	0	0	0	0	0	0	0	0
Nov. 23	MIN	1	0	1	0	0.0	0.0	0	0	0	0	0	0	0	0	0	0	0	0
Dec. 1	@HOU	1	0	1	0	0.0	0.0	1	0	0	0	0	0	0	0	0	0	0	0
Dec. 7	@CHI	1	0	1	0	0.0	0.0	1	0	0	0	0	0	0	0	0	0	0	0
Dec. 14	GB	2	1	1	1	0.0	0.0	2	0	0	0	0	0	0	0	0	0	0	0
Dec. 18	IND	2	1	1	0	0.0	0.0	2	0	0	0	0	1	0	0	0	0	0	0
Dec. 28	@BAL	4	2	2	1	0.0	0.0	0	0	0	0	0	0	0	0	0	0	0	0
TOTALS		23	12	11	5	2.0	11.0	15	0	0	0	0	1	0	0	0	0	0	0

2007 (W/JACKSONVILLE)

DATE	OPP	TACKLES			TFL	SK	YDS	QBP	INTERCEPTIONS					PD	FUMBLES			ST TACKLES		
		T	S	A					NO	YDS	LG	TD	PD		FF	FR	YDS	T	S	A
Sept. 9	TEN	0	0	0	0	0.0	0.0	0	0	0	0	0	0	0	0	0	0	0	0	0
Sept. 16	ATL	1	1	0	0	0.0	0.0	1	0	0	0	0	0	0	0	0	0	0	0	0
Sept. 23	@DEN	0	0	0	0	0.0	0.0	2	0	0	0	0	0	0	0	0	0	0	0	0
Oct. 7	@KC	Inactive																		
Oct. 14	HOU	2	1	1	0	0.0	0.0	1	0	0	0	0	0	0	0	0	0	0	0	0
Oct. 22	IND	2	2	0	0	0.0	0.0	0	0	0	0	0	0	0	0	0	0	0	0	0
Oct. 28	@TB	Inactive																		
Nov. 4	@NO	Inactive																		
Nov. 11	@TEN	2	2	0	1	0.0	0.0	3	0	0	0	0	0	0	0	0	0	0	0	0
Nov. 18	SD	1	1	0	0	0.0	0.0	1	0	0	0	0	0	0	0	0	0	0	0	0
Nov. 25	BUF	2	2	0	1	0.0	0.0	0	0	0	0	0	0	0	0	0	0	0	0	0
Dec. 2	@IND	3	2	1	0	0.0	0.0	0	0	0	0	0	0	0	0	0	0	0	0	0
Dec. 9	CAR	0	0	0	0	0.0	0.0	2	0	0	0	0	0	0	0	0	0	0	0	0
Dec. 16	@PIT	0	0	0	0	0.0	0.0	2	0	0	0	0	0	0	0	0	0	0	0	0
Dec. 23	OAK	1	1	0	0	0.0	0.0	1	0	0	0	0	0	0	0	0	0	0	0	0
Dec. 30	@HOU	0	0	0	0	0.0	0.0	1	0	0	0	0	0	0	0	0	0	0	0	0
TOTALS		14	12	2	2	0.0	0.0	14	0	0	0	0	0	0	0	0	0	0	0	0
PLAYOFFS																				
Jan. 5	@PIT	3	2	1	0	1.0	3.0	3	1	0	0	0	0	0	0	1	0	0	0	0
Jan. 12	@NE	1	0	1	0	0.0	0.0	0	0	0	0	0	0	0	0	0	0	0	0	0
TOTALS		4	2	2	0	1.0	3.0	3	1	0	0	0	0	0	0	1	0	0	0	0

44

SPENCER LARSEN**FULLBACK****HT: 6-2 WT: 245****DOB: 3/4/84****NFL: 6TH YEAR****ACQ: FA, 2013****COLLEGE: ARIZONA****ACQUIRED BY BUCS:**

- x Signed by Tampa Bay on July 27, 2013 as a free agent.

ORIGINALLY ENTERED NFL:

- x Originally selected by the Denver Broncos in the sixth round (183rd overall) of the 2008 NFL Draft.

CAREER HIGHLIGHTS:

- x Played in 50 career games, with 15 starts, totaling 17 rushes for 62 yards and 14 catches for 127 and one touchdown.
- x Spent time at the linebacker position with the Broncos, making three starts at linebacker in 2008, recording 15 tackles and one pass defended.
- x Became the fourth player in the NFL since 1990 to start on both offense and defense in the same game at Atlanta (11/16/08).

2012 HIGHLIGHTS:

- x Placed on Injured Reserve on August 27, 2012.

COLLEGE/ PERSONAL:

- x Played in 44 career games at linebacker for Arizona (2004-07), totaling 312 tackles, 9.0 sacks, eight fumble recoveries, five forced fumbles and two interceptions.
- x Finished career ranked 15th in school history with 312 tackles.
- x First-team All-Pac 10 selection as a senior, leading the conference and ranking 13th in the country with 131 tackles.
- x Earned the inaugural Pac-10 Scholar-Athlete of the Year award for football as a senior.
- x Second-team All-Pac-10 as a junior.
- x Attended Highland High School (Gilbert, Arizona), earning SuperPrep All-Farwest honors and first-team all-state honors from The Arizona Republic.
- x Spent 2003 and 2004 seasons on a Mormon mission in Chile.
- x Married to Ann with a daughter, Abney, and two sons, Tyton and Gunner.
- x Born Spencer Larsen on March 4, 1984 in Mesa, Arizona.

LARSEN'S CAREER STATISTICS

YEAR	TEAM	GP	GS	ATT	RUSHING				RECEIVING				
					YDS	AVG	LG	TD	NO	YDS	AVG	LG	TD
2008	Denver	14	3	0	0	-	-	0	0	0	-	-	0
2009	Denver	9	1	0	0	-	-	0	0	0	-	-	0
2010	Denver	11	5	3	18	6.0	14	0	5	51	10.2	29	1
2011	Denver	16	6	14	44	3.1	6	0	9	76	8.4	16	0
2012	New England	Injured Reserve											
NFL Totals		50	15	17	62	3.6	14	0	14	127	9.1	29	1

LARSEN'S GAME-BY-GAME STATISTICS

2011 (W/DENVER)

DATE	OPP	ATT	YDS	RUSHING			NO	RECEIVING			
				AVG	LG	TD		YDS	AVG	LG	TD
Sept. 12	OAK	0	0	-	-	0	1	15	15	15	0
Sept. 18	CIN	1	4	4.0	4	0	3	23	7.7	10	0
Sept. 25	at TEN	0	0	-	-	0	2	9	4.5	7	0
Oct. 2	at GB	0	0	-	-	0	1	6	6.0	6	0
Oct. 9	SD	0	0	-	-	0	0	0	-	-	0
Oct. 23	at MIA	0	0	-	-	0	1	16	16.0	16	0
Oct. 30	DET	0	0	-	-	0	0	0	-	-	0
Nov. 6	at OAK	0	0	-	-	0	0	0	-	-	0
Nov. 13	at KC	5	17	3.4	6	0	0	0	-	-	0
Nov. 17	NYJ	5	13	2.6	5	0	0	0	-	-	0
Nov. 27	at SD	1	4	4.0	4	0	0	0	-	-	0
Dec. 4	at MIN	1	1	1.0	1	0	0	0	-	-	0
Dec. 11	CHI	1	5	5.0	5	0	0	0	-	-	0
Dec. 18	NE	0	0	-	-	0	0	0	-	-	0
Dec. 24	at BUF	0	0	-	-	0	0	0	-	-	0
Jan. 1	KC	0	0	-	-	0	1	7	7.0	7	0
TOTALS		161	587	3.6	24	3	22	130	5.9	52	0

2010 (W/DENVER)

DATE	OPP	ATT	YDS	RUSHING			NO	RECEIVING			
				AVG	LG	TD		YDS	AVG	LG	TD
Sept. 12	at JAX	0	0	-	-	0	1	4	4.0	4	0
Sept. 19	SEA	0	0	-	-	0	1	4	4.0	4	0
Sept. 26	IND	0	0	-	-	0	0	0	-	-	0
Oct. 3	at TEN					Inactive					
Oct. 10	at BAL					Inactive					
Oct. 17	NYJ	1	1	1.0	1	0	0	0	-	-	
Oct. 24	OAK	0	0	-	-	0	1	29	29.0	29	0
Oct. 31	at SF	0	0	-	-	0	0	0	-	-	
Nov. 14	KC	2	17	8.5	14	0	1	3	3.0	3	0
Nov. 22	at SD	0	0	-	-	0	0	0	-	-	
Nov. 28	STL	0	0	-	-	0	1	11	11.0	11	0
Dec. 5	at KC	0	0	-	-	0	0	0	-	-	
Dec. 12	at ARI					Inactive					
Dec. 19	at OAK	0	0	-	-	0	0	0	-	-	0
Dec. 26	HOU					Not on Team					
Jan. 2	SD					Not on Team					
TOTALS		270	1,177	4.4	48	1	61	477	7.8	47	2

2009 (W/DENVER)

DATE	OPP	ATT	YDS	RUSHING			NO	RECEIVING			
				AVG	LG	TD		YDS	AVG	LG	TD
Sept. 13	at CIN					Did Not Play					
Sept. 20	CLE					Inactive					
Sept. 27	at OAK					Inactive					
Oct. 4	DAL					Inactive					
Oct. 11	NE					Inactive					
Oct. 19	at SD					Inactive					
Nov. 1	at BAL	0	0	-	-	0	0	0	-	-	0
Nov. 9	PIT	0	0	-	-	0	0	0	-	-	0
Nov. 15	at WAS	0	0	-	-	0	0	0	-	-	0
Nov. 22	SD	0	0	-	-	0	0	0	-	-	0
Nov. 26	NYG	0	0	-	-	0	0	0	-	-	0
Dec. 6	at KC	0	0	-	-	0	0	0	-	-	0
Dec. 13	at IND	0	0	-	-	0	0	0	-	-	0
Dec. 20	OAK	0	0	-	-	0	0	0	-	-	0
Dec. 27	at PHI	Inactive									
Jan. 3	KC	0	0	-	-	0	0	0	-	-	0
TOTALS		0	0	-	-	0	0	0	-	-	0

2008 (W/DENVER)

DATE	OPP	ATT	YDS	RUSHING			NO	YDS	RECEIVING		
				AVG	LG	TD			AVG	LG	TD
Sept. 8	at OAK	0	0	-	-	0	0	0	-	-	0
Sept. 14	SD	0	0	-	-	0	0	0	-	-	0
Sept. 21	NO	0	0	-	-	0	0	0	-	-	0
Sept. 28	at KC	0	0	-	-	0	0	0	-	-	0
Oct. 5	TB	0	0	-	-	0	0	0	-	-	0
Oct. 12	JAX	0	0	-	-	0	0	0	-	-	0
Oct. 20	at NE	0	0	-	-	0	0	0	-	-	0
Nov. 2	MIA	0	0	-	-	0	0	0	-	-	0
Nov. 6	at CLE	0	0	-	-	0	0	0	-	-	0
Nov. 16	at ATL	0	0	-	-	0	0	0	-	-	0
Nov. 23	OAK	0	0	-	-	0	0	0	-	-	0
Nov. 30	at NYJ	0	0	-	-	0	0	0	-	-	0
Dec. 7	KC	0	0	-	-	0	0	0	-	-	0
Dec. 14	at CAR					Inactive					
Dec. 21	BUF					Inactive					
Dec. 28	at SD	0	0	-	-	0	0	0	-	-	0
TOTALS		0	0	-	-	0	0	0	-	-	0

62

TED LARSEN

CENTER/GUARD
 HT: 6-2 WT: 305
 DOB: 6/13/87
 NFL: 4TH YEAR
 ACQ: W(NE), 2010
 COLLEGE: NORTH CAROLINA
 STATE

**ACQUIRED BY BUCS:**

- × Claimed by Tampa Bay off waivers from the New England Patriots on September 5, 2010.

ORIGINALLY ENTERED NFL:

- × Originally selected by the New England Patriots in the sixth round (205th overall) of the 2010 NFL Draft.

CAREER HIGHLIGHTS:

- × Has started 27 games for Tampa Bay, including his NFL debut vs. St. Louis (10/24/10).
- × Started vs. Seattle (12/26/10), helping the offense to a season-high 439 yards, including 208 yards rushing, which earned the offensive line Madden Most Valuable Protectors honors for Week 16.
- × Recorded first career start at center at Oakland (11/4/12).

2012 HIGHLIGHTS:

- × Started the season opener vs. Carolina (9/9), and at the New York Giants (9/16).
- × At Dallas (9/23), recorded a fumble recovery.
- × Helped the offense to 463 yards vs. Kansas City (10/14).
- × Helped the offense to 513 yards of total offense vs. New Orleans (10/21), the third-most yards in team history and the most in a home game.
- × At Minnesota (10/25), helped the offense to 416 yards, which marked the first time in franchise history that the Buccaneers recorded three consecutive games with 400-plus yards offensively.
- × Made his first career start at center at Oakland (11/4) following injuries to fellow linemen, helping the offense to 515 yards from scrimmage, the second-most total yards in team history.

COLLEGE/PERSONAL:

- × Started 30-of-43 games at North Carolina State (2006-09), recording five starts in 23 games at defensive tackle and 25 starts in 25 games as center.
- × All-Atlantic Coast Conference second-team selection by The NFL Draft Report in 2009.
- × Received NC State's Jim Ritcher Award for the most outstanding offensive lineman in 2008.
- × Played three seasons at defensive tackle, including a redshirt year in 2005, where he served on the scout team.
- × Switched to center for his final two seasons of eligibility.
- × Recorded 23 tackles, 4.0 sacks, 5.5 TFL, one pass defended and one forced fumble during his time on defense, and 185 knockdowns/key blocks with 19 touch-down-resulting blocks and eight downfield blocks during his two seasons on the offensive line.
- × Despite having never before played the position, was named to watch list for the Rimington Trophy, given annually to the nation's top center, during his junior campaign, and again during his senior season.
- × Graduated in May, 2009 with a degree in history.
- × Attended University High School (Palm Harbor, Florida), where he played on the defensive line.
- × Named by The Florida Athletic Coaches Association as the district Player of the Year following his senior season.
- × Chosen as All-Pinellas County first-team and All-Sun Coast Florida second-team, as he recorded 65 tackles, including 8.0 sacks and one blocked kick as a senior.
- × In April 2011, pulled three teenagers to safety after their kayaks capsized from choppy waters in the Gulf of Mexico.

- x Along with the offensive line and tight ends, surprised 26 single mothers with gifts for the holidays in December 2010.
- x Greeted hospital patients and sang Christmas carols to retirement home residents in December 2010.
- x Served as the honorary captain for the Pinellas County High School All-Star game at Clearwater High School in December 2010.
- x Distributed more than 650 Thanksgiving meals to disadvantaged families for the fourth, fifth, and sixth annual "Turkey Time with the O-Line" events in November 2010, 2011, and 2012.
- x In April 2011, pulled three teenagers to safety after their kayaks capsized from choppy waters in the gulf of Mexico.
- x Visited Metropolitan Ministries to prepare food and spend time with kids in the Ministries' after school program in November 2010.
- x Participated in arts and crafts, a costume contest and haunted houses with over 800 underprivileged youth at the Buccaneers' third annual Halloween Celebration in October 2010.
- x Father, Robert, played defensive end at Wichita State from 1972-1976.
- x Born Ted Larsen on June 13, 1987 in Palm Harbor, Florida.

LARSEN'S CAREER STATISTICS

Games/Starts: TB: 2010: 12/11; 2011: 16/3; 2012: 16/13

Career Totals: 44/27

P=Playoffs


ADDITIONAL STATS

Fumble Recoveries: 1 – 1 in 2012.

30

BRIAN LEONARD

RUNNING BACK
HT: 6-1 WT: 225
DOB: 2/3/84
NFL: 7TH YEAR
ACQ: UFA (CIN), 2013
COLLEGE: RUTGERS

**ACQUIRED BY BUCS:**

- x Signed by Tampa Bay on April 2, 2013 as an unrestricted free agent from Cincinnati.

ORIGINALLY ENTERED NFL:

- x Originally selected by the St. Louis Rams in the second round (52nd overall) of the 2007 NFL Draft.

CAREER HIGHLIGHTS:

- x Played his first two seasons with St. Louis (2007-08) before being traded to Cincinnati in 2009, where he played for the last four seasons (2009-12).
- x Played in 71 career games with eight starts, recording 174 rushes for 646 yards (3.7 avg), in addition to 113 receptions for 814 yards and one touchdown. Also contributed 24 special teams tackles.
- x Made NFL debut against Carolina (9/9/07), recording three catches for 12 yards.
- x Made his first career start at Dallas (9/30/07), finishing the game with 16 rushes for 58 yards.

2012 HIGHLIGHTS:

- x Played in 15 regular-season games, and also in the Wild Card playoff game.
- x Finished the regular season with 33 rushes for 106 yards and 11 catches for 67 yards, while adding four special teams tackles.

COLLEGE/ PERSONAL:

- x Started 45-of-47 games for Rutgers (2003-06), recording 678 rushes for 2,775 yards (4.1 avg) and 23 touchdowns in addition to 207 receptions for 1,868 yards and 13 touchdowns.
- x Holds Big East Conference record for most consecutive games with at least one receptions (47).
- x Left Rutgers with career-records in receptions (207), points scored (272) and all-purpose yardage (5,961 yards).

- x Winner of the Draddy Trophy as a senior, awarded annually by the National Football Foundation to the college player with the best combination of academics, community service and on-field performance.
- x Three-time All-American selection by Pro Football Weekly (2004-06), three-time All-Big East selection (first-team 2004; second-team 2005-06), a Freshman All-American and Big East Freshman of the Year.
- x Led the Big East in all-purpose yardage in 2004 (125 yards per game).
- x Graduated with a degree in labor studies.
- x Finished career at Gouverneur High School (Gouverneur, New York) as the state of New York's all-time leader in points scored, with 696, totaling 107 touchdowns and 5,854 rushing yards.
- x Two-time All-State selection and Watertown Daily Times "Athlete of the Year"
- x Born Brian Daniel Leonard on February 2, 1984 in Gouverneur, New York.

LEONARD'S CAREER STATISTICS

YEAR	TEAM	GP	GS	RUSHING					RECEIVING				
				ATT	YDS	AVG	LG	TD	NO	YDS	AVG	LG	TD
2007	St. Louis	16	7	86	303	3.5	31	0	30	183	6.1	16	0
2008	St. Louis	2	0	2	7	3.5	5	0	0	0	-	-	0
2009	Cincinnati	14	1	27	84	3.1	11	0	30	217	7.2	18	0
2010	Cincinnati	11	0	9	61	6.8	42	0	20	137	6.9	20	1
2011	Cincinnati	13	0	17	85	5.0	14	0	22	210	9.5	37	0
2012	Cincinnati	15	0	33	106	3.2	1	0	11	67	6.1	16	0
NFL Totals		71	8	174	646	3.7	42	0	113	814	7.2	37	1

LEONARD'S GAME-BY-GAME STATISTICS

2012 (W/CINCINNATI)

DATE	OPP	ATT	YDS	RUSHING				NO	YDS	RECEIVING			
				AVG	LG	TD				AVG	LG	TD	
Sept. 10	@BAL	3	5	1.7	3	0		0	0	-	-	0	
Sept. 16	CLE	0	0	-	-	0		0	0	-	-	0	
Sept. 23	@WAS	2	18	9.0	11	0		0	0	-	-	0	
Sept. 30	@JAC	1	3	3.0	3	0		1	13	13.0	13	0	
Oct. 7	MIA	0	0	-	-	0		2	19	9.5	16	0	
Oct. 14	@CLE	0	0	-	-	0		1	3	3.0	3	0	
Oct. 21	PIT				Inactive								
Nov. 4	DEN	4	15	3.8	6	0		3	13	4.3	8	0	
Nov. 11	NYG	4	4	1.0	3	0		0	0	-	-	0	
Nov. 18	@KC	0	0	-	-	0		1	11	11.0	11	0	
Nov. 25	OAK	0	0	-	-	0		0	0	-	-	0	
Dec. 2	@SD	1	1	1.0	1	0		0	0	-	-	0	
Dec. 9	DAL	6	20	3.3	5	0		0	0	-	-	0	
Dec. 13	@PHI	2	6	3.0	7	0		1	7	7.0	7	0	
Dec. 23	@PIT	0	0	-	-	0		0	0	-	-	0	
Dec. 30	BAL	10	34	3.4	9	0		2	1	0.5	3	0	
TOTALS		33	106	3.2	11	0		11	67	6.1	16	0	
PLAYOFFS													
Jan. 6	@HOU	1	2	2.0	2	0		0	0	-	-	0	
TOTALS		1	2	2.0	2	0		0	0	-	-	0	

2011 (W/CINCINNATI)

DATE	OPP	ATT	YDS	RUSHING				NO	YDS	RECEIVING			
				AVG	LG	TD				AVG	LG	TD	
Sept. 11	@CLE	2	15	7.5	11	0		2	29	14.5	22	0	
Sept. 18	@DEN	0	0	-	-	0		2	5	2.5	9	0	
Sept. 25	SF	0	0	-	-	0		1	7	7.0	7	0	
Oct. 2	BUF	4	36	9.0	14	0		1	15	15.0	15	0	
Oct. 9	@JAC	1	4	4.0	4	0		1	10	10.0	10	0	
Oct. 16	IND	2	9	4.5	6	0		2	38	19.0	25	0	
Oct. 30	@SEA	2	7	3.5	4	0		2	10	5.0	6	0	
Nov. 6	@TEN	1	3	3.0	3	0		0	0	-	-	0	
Nov. 13	PIT	2	3	1.5	4	0		0	0	-	-	0	
Nov. 20	@BAL	2	6	3.0	3	0		5	57	11.4	37	0	
Nov. 27	CLE	1	2	2.0	2	0		0	0	-	-	0	
Dec. 4	@PIT	0	0	-	-	0		4	20	5.0	9	0	
Dec. 11	HOU				Inactive								
Dec. 18	@STL				Inactive								
Dec. 24	ARI				Inactive								
Jan. 1	BAL	0	0	-	-	0		2	19	9.5	16	0	
TOTALS		17	85	5.0	14	0		22	210	9.5	37	0	
PLAYOFFS													
Jan. 7	@HOU	3	34	11.3	19	0		6	36	13.0	13	0	
TOTALS		3	34	11.3	19	0		6	36	6.0	16	0	

2010 (W/CINCINNATI)

DATE	OPP	ATT	YDS	RUSHING			NO	RECEIVING			
				AVG	LG	TD		YDS	AVG	LG	TD
Sept. 12	@NE										
Sept. 19	BAL										
Sept. 26	@CAR	3	16	5.3	6	0	1	6	6.0	6	0
Oct. 3	@CLE	0	0	-	-	0	2	11	5.5	8	1
Oct. 10	TB	2	-2	-1.0	0	0	1	11	11.0	11	0
Oct. 24	@ATL										
Oct. 31	MIA	1	2	2.0	2	0	0	0	-	-	0
Nov. 8	PIT	0	0	-	-	0	3	14	4.7	9	0
Nov. 14	@IND	1	42	42.0	42	0	2	8	4.0	5	0
Nov. 21	BUF	0	0	-	-	0	3	23	7.7	10	0
Nov. 25	@NYJ	0	0	-	-	0	2	3	1.5	3	0
Dec. 5	NO	1	4	4.0	4	0	3	24	8.0	14	0
Dec. 12	@PIT	0	0	-	-	0	2	17	8.5	9	0
Dec. 19	CLE	1	-1	-1.0	-1	0	1	20	20.0	20	0
Dec. 26	SD										
Jan. 2	@BAL										
TOTALS		9	61	6.8	42	0	20	137	6.9	20	1

2009 (W/CINCINNATI)

DATE	OPP	ATT	YDS	RUSHING			NO	RECEIVING			
				AVG	LG	TD		YDS	AVG	LG	TD
Sept. 13	DEN	2	6	3.0	5	0	2	24	12.0	18	0
Sept. 20	@GB	0	0	-	-	0	2	17	8.5	11	0
Sept. 27	PIT	0	0	-	-	0	1	11	11.0	11	0
Oct. 4	@CLE	1	4	4.0	4	0	6	28	4.7	9	0
Oct. 11	@BAL	1	1	1.0	1	0	3	30	10.0	10	0
Oct. 18	HOU										
Oct. 25	CHI										
Nov. 8	BAL	3	11	3.7	11	0	3	19	6.3	10	0
Nov. 15	@PIT	4	8	2.0	3	0	3	24	8.0	17	0
Nov. 22	@OAK	13	36	2.8	11	0	0	0	-	-	0
Nov. 29	CLE	1	1	1.0	1	0	1	6	6.0	6	0
Dec. 6	DET	0	0	-	-	0	2	25	12.5	14	0
Dec. 13	@MIN	1	9	9.0	9	0	3	9	3.0	13	0
Dec. 20	@SD	0	0	-	-	0	2	12	6.0	6	0
Dec. 27	KC	0	0	-	-	0	2	12	6.0	8	0
Jan. 03	@NYJ	1	8	8.0	8	0	0	0	-	-	0
TOTALS		27	84	3.1	11	0	30	217	7.2	18	0
PLAYOFFS											
Jan. 9	NYJ	0	0	-	-	0	2	7	3.5	6	0
TOTALS		0	0	-	-	0	2	7	3.5	6	0

2008 (W/ST. LOUIS)

DATE	OPP	ATT	YDS	RUSHING			NO	RECEIVING			
				AVG	LG	TD		YDS	AVG	LG	TD
Sept. 7	@PHI										
Sept. 14	NYG										
Sept. 21	@SEA										
Sept. 28	BUF	2	7	3.5	5	0	0	0	-	-	0
Oct. 12	@WAS	0	0	-	-	0	0	0	-	-	0
Oct. 19	DAL										
Oct. 26	@NE										
Nov. 2	ARI										
Nov. 9	@NYJ										
Nov. 16	@SF										
Nov. 23	CHI										
Nov. 30	MIA										
Dec. 7	@ARI										
Dec. 14	SEA										
Dec. 21	SF										
Dec. 28	@ATL										
TOTALS		2	7	3.5	5	0	0	0	-	-	0

2007 (W/ST. LOUIS)

DATE	OPP	ATT	RUSHING				NO	RECEIVING			
			YDS	AVG	LG	TD		YDS	AVG	LG	TD
Sept. 9	CAR	0	0	-	-	0	3	12	4.0	8	0
Sept. 16	SF	0	0	-	-	0	2	23	11.5	16	0
Sept. 23	@TB	4	21	5.3	9	0	1	6	6.0	6	0
Sept. 30	@DAL	16	58	3.6	11	0	1	1	1.0	1	0
Oct. 7	ARI	18	102	5.7	31	0	5	33	6.6	12	0
Oct. 14	@BAL	12	18	1.5	4	0	3	23	7.7	11	0
Oct. 21	@SEA	12	44	3.7	17	0	0	0	-	-	0
Oct. 28	CLE	15	33	2.2	6	0	3	31	10.3	15	0
Nov. 11	@NO	2	6	3.0	4	0	2	16	8.0	10	0
Nov. 18	@SF	1	4	4.0	4	0	2	6	3.0	5	0
Nov. 25	SEA	0	0	-	-	0	2	0	0.0	1	0
Dec. 2	ATL	0	0	-	-	0	3	23	7.7	11	0
Dec. 9	@CIN	1	2	2.0	2	0	1	2	2.0	2	0
Dec. 16	GB	0	0	-	-	0	1	4	4.0	4	0
Dec. 20	PIT	0	0	-	-	0	0	0	-	-	0
Dec. 30	@ARI	5	15	3.0	7	0	1	3	3.0	3	0
TOTALS		86	303	3.5	31	0	30	183	6.1	16	0

78

LAZARIUS LEVINGSTON**DEFENSIVE TACKLE****HT: 6-4 WT: 292****DOB: 11/16/87****NFL: 3RD YEAR****ACQ: FA, 2012****COLLEGE: LSU****ACQUIRED BY BUCS:**

- × Signed by Tampa Bay on November 7, 2012 as a free agent.

ORIGINALLY ENTERED NFL:

- × Originally selected by the Seattle Seahawks in the seventh round (205th overall) of the 2011 NFL Draft.

CAREER HIGHLIGHTS:

- × Played in four games for the Seahawks in 2011, recording one tackle.
- × Signed to Tampa Bay's active roster (12/8/12).

2012 HIGHLIGHTS:

- × Played in first game as a Buccaneer vs. Philadelphia (12/9).
- × Recorded two tackles, including one for loss, at New Orleans (12/16).

COLLEGE/PERSONAL:

- × Four year letterman at LSU (2007-10), played in 48 games during his career, starting the final 22.

- × Spent time at defensive end during his first three years at LSU, before moving to defensive tackle prior to his senior season.
- × Recorded 70 career tackles, 15.5 tackles for loss and 3.0 sacks.
- × Was a member of the 2008 BCS National Champion LSU Tigers.
- × Majored in interdisciplinary studies.
- × Attended Ruston High School in Ruston, Louisiana.
- × Rated one of the top defensive linemen in Louisiana for the Class of 2006.
- × Named first-team All-State following his senior season.
- × Along with the defensive line, purchased toys and hosted a surprise shopping spree for underprivileged families in the inaugural "D-Line Does Christmas" event in December 2012. Nicknamed Pep.
- × Born Lazarius Cortez Levingston on November 16, 1987 in Monroe, Louisiana..

LEIVINGSTON'S CAREER STATISTICS

		TACKLES							INTERCEPTIONS					FUMBLES			TACKLES				ST
YEAR	TEAM	GP	GS	TOT	SOLO	ASST	SK	YDS	NO	YDS	LG	TD	PD	FF	FR	YDS	T	S	A		
2011	Seattle	4	0	1	1	0	0.0	0.0	0	0	0	0	0	0	0	0	0	0	0		
2012	Tampa Bay	4	0	2	2	0	0.0	0.0	0	0	0	0	0	0	0	0	0	0	0		
NFL Totals		8	0	3	3	0	0.0	0.0	0	0	0	0	0	0	0	0	0	0	0		

LEIVINGSTON'S GAME-BY-GAME STATISTICS

2012

		TACKLES							INTERCEPTIONS						FUMBLES			TACKLES								
DATE	OPP	T	S	A	TFL	SK	YDS	QH	NO	YDS	LG	TD	PD	FF	FR	YDS	T	S	A							
Sept. 9	CAR								Not with team																	
Sept. 16	@NYG								Not with team																	
Sept. 23	@DAL								Not with team																	
Sept. 30	WAS								Not with team																	
Oct. 14	KC								Not with team																	
Oct. 21	NO								Not with team																	
Oct. 25	@MIN								Not with team																	
Nov. 4	@OAK								Not with team																	
Nov. 11	SD								Practice Squad																	
Nov. 18	@CAR								Practice Squad																	
Nov. 25	ATL								Practice Squad																	
Dec. 2	@DEN								Practice Squad																	
Dec. 9	PHI	0	0	0	0	0.0	0.0	0	0	0	0	0	0	0	0	0	0	0	0							
Dec. 16	@NO	2	2	0	1	0.0	0.0	0	0	0	0	0	0	0	0	0	0	0	0							
Dec. 23	STL	0	0	0	0	0.0	0.0	0	0	0	0	0	0	0	0	0	0	0	0							
Dec. 30	@ATL	0	0	0	0	0.0	0.0	0	0	0	0	0	0	0	0	0	0	0	0							
TOTALS		2	2	0	1	0.0	0.0	0	0	0	0	0	0	0	0	0	0	0	0							

2011 (W/SEATTLE)

DATE	OPP	TACKLES							INTERCEPTIONS							FUMBLES			TACKLES					
		T	S	A	TFL	SK	YDS	QBP	NO	YDS	LG	TD	PD	FF	FR	YDS	T	S	A					
Sept. 11	@SF								Seahawks Practice Squad															
Sept. 18	@PIT								Seahawks Practice Squad															
Sept. 25	@ARI								Seahawks Practice Squad															
Oct. 2	ATL								Seahawks Practice Squad															
Oct. 9	@NYG								Seahawks Practice Squad															
Oct. 23	@CLE								Seahawks Practice Squad															
Oct. 30	CIN								Seahawks Practice Squad															
Nov. 6	@DAL								Seahawks Practice Squad															
Nov. 13	BAL	0	0	0	-	0.0	0.0	0	0	0	0	0	0	0	0	0	0	0	0					
Nov. 20	@STL	0	0	0	-	0.0	0.0	0	0	0	0	0	0	0	0	0	0	0	0					
Nov. 27	WAS	1	1	0	-	0.0	0.0	0	0	0	0	0	0	0	0	0	0	0	0					
Dec. 1	PHI								Inactive															
Dec. 12	STL								Inactive															
Dec. 18	@CHI								Inactive															
Dec. 24	SF	0	0	0	-	0.0	0.0	0	0	0	0	0	0	0	0	0	0	0	0					
Jan. 1	@ARI								Inactive															
TOTALS		1	1	0	-	0.0	0.0	0	0	0	0	0	0	0	0	0	0	0	0					

31

MYRON LEWIS

CORNERBACK
HT: 6-2 WT: 203
DOB: 11/24/87
NFL: 4TH YEAR
ACQ: D3, 2010
COLLEGE: VANDERBILT

**ACQUIRED BY BUCS:**

- x Selected by Tampa Bay in the third round (67th overall) of the 2010 NFL Draft.

CAREER HIGHLIGHTS:

- x Has appeared in 29 games with one start.
- x Career totals include 17 tackles and four passes defended.
- x Made NFL debut vs. New Orleans (10/17/10).
- x Made first career start vs. Detroit (12/19/10).

2012 HIGHLIGHTS:

- x Made season debut at New York Giants (9/16).
- x Recorded one tackle on defense and one on special teams in win at Oakland (11/4).
- x Posted two tackles in win vs. San Diego (11/11).
- x Notched special teams tackle vs. Philadelphia (12/9).
- x Placed on Injured Reserve on December 10, 2012.

COLLEGE/PERSONAL:

- x Highest drafted defensive back from Vanderbilt since DB Fred Vinson was selected in the second round (47th overall) in 1999 by the Packers.
- x In his 46 career games, with 36 consecutive starts at Vanderbilt (2007-09), totaled 170 tackles, including 5.0 sacks, 10.5 tackles for loss, 26 passes defended, two forced fumbles, two fumble recoveries, and 10 interceptions for 71 yards.
- x His 10 interceptions tied for ninth in Vanderbilt's all-time records.
- x Named to the 2008 SEC Academic Honor Roll.
- x Earned second-team All-SEC recognition in postseason votes by league coaches and the Associated Press as a senior.

- x Contributed a key interception in the last minute of the 2008 Gaylord Hotels Music City Bowl to preserve a Commodores victory.
- x Recorded 12 passes defended as a sophomore, the most by a Commodore defender since 1996 and also lead the team with two forced fumbles and tied for team lead with two fumble recoveries.
- x Graduated with degree in human and organizational development.
- x A four-year starter and team captain at Attended Pompano Beach High School (Pompano Beach, Florida).
- x Finished career with 16 interceptions, 70 receptions and more than 30 touchdowns in his career as a defensive back and wide receiver.
- x Earned first-team Class 2A All-State honors from the Florida Sports Writers Association and Class 2A All-Broward County honors by the Miami Herald.
- x Also a three-year starter in basketball, averaging double digits in points and rebounds.
- x Helped teammate Mark Barron distribute new athletic equipment to underprivileged youths in December 2012 for Replay Tampa Bay, a sporting goods drive with the Tampa Bay Sports Commission and the Hillsborough County Sheriff's Office.
- x Carved pumpkins with youth in the foster care system at The Children's Home in October 2012.
- x Played games and interacted with children at Metropolitan Ministries' Fall Festival in October 2011.
- x Participated in the Buccaneers Play 60 Challenge event with local middle school students at One Buccaneer Place in February 2011.
- x Greeted hospital patients and sang Christmas carols to retirement home residents in December 2010.

- x Visited Metropolitan Ministries to prepare food and spend time with kids in the Ministries' after school program in November 2010.
- x Participated in arts and crafts, a costume contest and haunted houses with over 800 underprivileged youth at the Buccaneers' third annual Halloween Celebration in October 2010.
- x Hosted a bowling outing for foster children and accompanied the Boys & Girls Club of Orlando to a theme park in June 2010.
- x Brother, Hanik Milligan, was a sixth-round pick (188th overall) by the San Diego Chargers in 2003 and went on to earn a Pro Bowl berth in 2005 as a special teams performer.
- x Another brother, Hamin Milligan, currently plays for the Georgia Force in the Arena Football League.
- x Son of Gloria Milligan and Myron Lewis, Sr.
- x Born Myron A. Lewis on November 24, 1987, in Orlando, Florida.

LEWIS' CAREER STATISTICS

YEAR	TEAM	GP	GS	TACKLES				YDS	INTERCEPTIONS				PD	FUMBLES			ST TACKLES		
				TOT	SOLO	ASST	SK		NO	YDS	LG	TD		FF	FR	YDS	T	S	A
2010	Tampa Bay	10	1	10	10	0	0.0	0.0	0	0	0	0	4	0	0	0	0	0	0
2011	Tampa Bay	10	0	4	4	0	0.0	0.0	0	0	0	0	0	0	0	0	1	0	1
2012	Tampa Bay	9	0	3	3	0	0.0	0.0	0	0	0	0	0	0	0	0	2	2	0
NFL Totals		29	1	17	17	0	0.0	0.0	0	0	0	0	4	0	0	0	3	2	1

SINGLE-GAME HIGHS

Tackles: 4, at New Orleans, 1/2/11

Passes Defensed: 2, vs. Detroit, 12/19/11

LEWIS' GAME-BY-GAME STATISTICS

2012

DATE	OPP	TACKLES				YDS	QH	INTERCEPTIONS				PD	FUMBLES			ST TACKLES		
		T	S	A	TFL			NO	YDS	LG	TD		FF	FR	YDS	T	S	A
Sept. 9	CAR							Inactive										
Sept. 16	@NYG	0	0	0	0	0.0	0.0	0	0	0	0	0	0	0	0	0	0	0
Sept. 23	@DAL	0	0	0	0	0.0	0.0	0	0	0	0	0	0	0	0	0	0	0
Sept. 30	WAS							Inactive										
Oct. 14	KC	0	0	0	0	0.0	0.0	0	0	0	0	0	0	0	0	0	0	0
Oct. 21	NO							Did Not Play										
Oct. 25	@MIN							Inactive										
Nov. 4	@OAK	1	1	0	0	0.0	0.0	0	0	0	0	0	0	0	0	1	1	0
Nov. 11	SD	2	2	0	0	0.0	0.0	0	0	0	0	0	0	0	0	0	0	0
Nov. 18	@CAR	0	0	0	0	0.0	0.0	0	0	0	0	0	0	0	0	0	0	0
Nov. 25	ATL	0	0	0	0	0.0	0.0	0	0	0	0	0	0	0	0	0	0	0
Dec. 2	@DEN	0	0	0	0	0.0	0.0	0	0	0	0	0	0	0	0	0	0	0
Dec. 9	PHI	0	0	0	0	0.0	0.0	0	0	0	0	0	0	0	0	1	1	0
Dec. 16	@NO							Injured Reserve										
Dec. 23	STL							Injured Reserve										
Dec. 30	@ATL							Injured Reserve										
TOTALS		3	3	0	0	0.0	0.0	0	0	0	0	0	0	0	0	2	2	0

2011

DATE	OPP	TACKLES			TFL	SK	YDS	QBP	INTERCEPTIONS					PD	FUMBLES			ST TACKLES		
		T	S	A					NO	YDS	LG	TD	PD		FF	FR	YDS	T	S	A
Sept. 11	DET								Inactive											
Sept. 18	@MIN								Inactive											
Sept. 25	ATL	0	0	0	0	0.0	0.0	0	0	0	0	0	0		0	0	0	0	0	0
Oct. 3	IND	0	0	0	0	0.0	0.0	0	0	0	0	0	0		0	0	0	1	0	1
Oct. 9	@SF	1	1	0	0	0.0	0.0	0	0	0	0	0	0		0	0	0	0	0	0
Oct. 16	NO	1	1	0	0	0.0	0.0	0	0	0	0	0	0		0	0	0	0	0	0
Oct. 23	CHI								Inactive											
Nov. 6	@NO								Inactive											
Nov. 13	HOU	0	0	0	0	0.0	0.0	0	0	0	0	0	0		0	0	0	0	0	0
Nov. 20	@GB	0	0	0	0	0.0	0.0	0	0	0	0	0	0		0	0	0	0	0	0
Nov. 27	@TEN	0	0	0	0	0.0	0.0	0	0	0	0	0	0		0	0	0	0	0	0
Dec. 4	CAR								Inactive											
Dec. 11	@JAC	0	0	0	0	0.0	0.0	0	0	0	0	0	0		0	0	0	0	0	0
Dec. 17	DAL								Inactive											
Dec. 24	@CAR	1	1	0	0	0.0	0.0	0	0	0	0	0	0		0	0	0	0	0	0
Jan. 1	@ATL	1	1	0	0	0.0	0.0	0	0	0	0	0	0		0	0	0	0	0	0
TOTALS		4	4	0	0	0.0	0.0	0	0	0	0	0	0		0	0	0	1	0	1

2010

DATE	OPP	TACKLES			TFL	SK	YDS	QBP	INTERCEPTIONS					PD	FUMBLES			ST TACKLES		
		T	S	A					NO	YDS	LG	TD	PD		FF	FR	YDS	T	S	A
Sept. 12	CLE								Did Not Play											
Sept. 19	@CAR								Inactive											
Sept. 26	PIT								Inactive											
Oct. 10	@CIN								Inactive											
Oct. 17	NO	0	0	0	0	0.0	0.0	0	0	0	0	0	0		0	0	0	0	0	0
Oct. 24	STL	0	0	0	0	0.0	0.0	0	0	0	0	0	0		0	0	0	0	0	0
Oct. 31	@ARI	1	1	0	0	0.0	0.0	0	0	0	0	0	1		0	0	0	0	0	0
Nov. 7	@ATL								Inactive											
Nov. 14	CAR								Inactive											
Nov. 21	@SF	1	1	0	0	0.0	0.0	0	0	0	0	0	0		0	0	0	0	0	0
Nov. 28	@BAL	0	0	0	0	0.0	0.0	0	0	0	0	0	0		0	0	0	0	0	0
Dec. 5	ATL	2	2	0	0	0.0	0.0	0	0	0	0	0	0		0	0	0	0	0	0
Dec. 12	@WAS	1	1	0	0	0.0	0.0	0	0	0	0	0	0		0	0	0	0	0	0
Dec. 19	DET	1	1	0	0	0.0	0.0	0	0	0	0	0	2		0	0	0	0	0	0
Dec. 26	SEA	0	0	0	0	0.0	0.0	0	0	0	0	0	0		0	0	0	0	0	0
Jan. 2	@NO	4	4	0	0	0.0	0.0	0	0	0	0	0	1		0	0	0	0	0	0
TOTALS		10	10	0	0	0.0	0.0	0	0	0	0	0	4		0	0	0	0	0	0

41

ERIK LORIG**FULLBACK/TIGHT END****HT: 6-4 WT: 250****DOB: 11/17/86****NFL: 4TH YEAR****ACQ: D7C, 2010****COLLEGE: STANFORD****ACQUIRED BY BUCS:**

- x Selected in the seventh round (253rd overall) of the 2010 NFL Draft by the Buccaneers.

CAREER HIGHLIGHTS:

- x Switched from defensive end to fullback/tight end after the team's bye week in Week 4 (10/3/10).
- x Made NFL debut at Cincinnati (10/10/10).
- x Recorded first NFL start vs. Carolina (11/14/10), where he started at fullback.
- x Recorded first career touchdown reception at Minnesota (10/25/12).

2012 HIGHLIGHTS:

- x In the season opener vs. Carolina (9/9), tied for first on the team with a career-high four receptions, including a 15-yard catch.
- x At Minnesota (10/25), recorded first career touchdown reception.

COLLEGE/PERSONAL:

- x Fifth-year senior started 25-of-29 games for Stanford (2006-09) over the last three seasons after switching to defensive end from tight end in 2007.
- x Finished career with the Cardinal recording 95 tackles, 16.5 tackles for loss and 4.5 sacks as a senior.
- x In first season as a defensive end, played in all 12 games with eight starts and finished tied for fifth on the team with 7.5 tackles for loss.
- x Team co-captain and named to the pre-season watch list for the Ted Hendricks Award, given annually to the nation's top defensive end as a senior.
- x Had a career-high 1.5 sacks against Arizona as a junior.
- x Two-time Pac-10 All-Academic.

- x Honorable Mention All-Pac-10 as a junior.
- x Graduated with a degree in public policy.
- x Attended Palos Verdes Peninsula High School (Rolling Hills, California).
- x Earned Cal-Hi Sports, Parade Magazine, PrepStar and SuperPrep All-America honors as a senior.
- x Two-time Cal-Hi Defensive Player of the Year.
- x Three-year varsity totals included 350 total tackles, 19.0 sacks, 42.0 tackles for loss and five interceptions to go along with 950 receiving yards and 18 touchdowns as a tight end, and also added four defensive touchdowns.
- x Associated Press Scholar, California Scholarship Federation and Principal's Honor Roll member.
- x Led students through football drills and promoted the importance of health and fitness for the opening of a BUCS CARE School Fitness Zone at Mort Elementary in November 2012.
- x Greeted hospital patients and sang Christmas carols to retirement home residents in December 2010.
- x Visited Metropolitan Ministries to prepare food and spend time with kids in the Ministries' after school program in November 2010.
- x Participated in arts and crafts, a costume contest and haunted houses with over 800 underprivileged youth at the Buccaneers' third annual Halloween Celebration in October 2010.
- x Hosted a bowling outing for foster children and accompanied the Boys & Girls Club of Orlando to a theme park in June 2010.
- x Born Erik Lorig on November 17, 1986 in Rolling Hills, California.

LORIG'S CAREER STATISTICS

YEAR	TEAM	GP	GS	RUSHING					RECEIVING				
				ATT	YDS	AVG	LG	TD	NO	YDS	AVG	LG	TD
2010	Tampa Bay	9	1	0	0	-	-	0	1	10	10.0	10	0
2011	Tampa Bay	16	7	0	0	-	-	0	6	53	8.8	22	0
2012	Tampa Bay	16	7	0	0	-	-	0	12	83	6.9	16	1
NFL Totals		41	15	0	0	-	-	0	19	146	7.7	22	1

ADDITIONAL STATS

Special Teams Tackles: 17 -- 4 in 2010, 6 in 2011, 7 in 2012.

LORIG'S GAME-BY-GAME STATISTICS

2012

DATE	OPP	ATT	YDS	RUSHING				NO	YDS	RECEIVING			
				AVG	LG	TD				AVG	LG	TD	
Sept. 9	CAR	0	0	-	-	0		4	21	5.3	15	0	
Sept. 16	@NYG	0	0	-	-	0		1	8	8.0	8	0	
Sept. 23	@DAL	0	0	-	-	0		0	0	-	-	0	
Sept. 30	WAS	0	0	-	-	0		0	0	-	-	0	
Oct. 14	KC	0	0	-	-	0		1	16	16.0	16	0	
Oct. 21	NO	0	0	-	-	0		1	6	6.0	6	0	
Oct. 25	@MIN	0	0	-	-	0		1	1	1.0	1	1	
Nov. 4	@OAK	0	0	-	-	0		1	11	11.0	11	0	
Nov. 11	SD	0	0	-	-	0		0	0	-	-	0	
Nov. 18	@CAR	0	0	-	-	0		0	0	-	-	0	
Nov. 25	ATL	0	0	-	-	0		0	0	-	-	0	
Dec. 2	@DEN	0	0	-	-	0		0	0	-	-	0	
Dec. 9	PHI	0	0	-	-	0		0	0	-	-	0	
Dec. 16	@NO	0	0	-	-	0		0	0	-	-	0	
Dec. 23	STL	0	0	-	-	0		2	8	4.0	7	0	
Dec. 30	@ATL	0	0	-	-	0		1	12	12.0	12	0	
TOTALS		0	0	-	-	0		12	83	6.9	16	1	

2011

DATE	OPP	ATT	YDS	RUSHING				NO	YDS	RECEIVING			
				AVG	LG	TD				AVG	LG	TD	
Sept. 11	DET	0	0	-	-	0		0	0	-	-	0	
Sept. 18	@MIN	0	0	-	-	0		0	0	-	-	0	
Sept. 25	ATL	0	0	-	-	0		0	0	-	-	0	
Oct. 3	IND	0	0	-	-	0		0	0	-	-	0	
Oct. 9	@SF	0	0	-	-	0		0	0	-	-	0	
Oct. 16	NO	0	0	-	-	0		2	9	4.5	6	0	
Oct. 23	CHI	0	0	-	-	0		0	0	-	-	0	
Nov. 6	@NO	0	0	-	-	0		2	12	6.0	6	0	
Nov. 13	HOU	0	0	-	-	0		0	0	-	-	0	
Nov. 20	@GB	0	0	-	-	0		1	10	10.0	10	0	
Nov. 27	@TEN	0	0	-	-	0		0	0	-	-	0	
Dec. 4	CAR	0	0	-	-	0		0	0	-	-	0	
Dec. 11	@JAC	0	0	-	-	0		1	22	22.0	22	0	
Dec. 17	DAL	0	0	-	-	0		0	0	-	-	0	
Dec. 24	@CAR	0	0	-	-	0		0	0	-	-	0	
Jan. 1	@ATL	0	0	-	-	0		0	0	-	-	0	
TOTALS		0	0	-	-	0		6	53	8.8	22	0	


2010

DATE	OPP	ATT	YDS	RUSHING			NO	RECEIVING			TD
				AVG	LG	TD		YDS	AVG	LG	
Sept. 12	CLE				Inactive						
Sept. 19	@CAR				Buccaneers Practice Squad						
Sept. 26	PIT				Buccaneers Practice Squad						
Oct. 10	@CIN	0	0	-	-	0	0	0	-	-	0
Oct. 17	NO	0	0	-	-	0	0	0	-	-	0
Oct. 24	STL	0	0	-	-	0	0	0	-	-	0
Oct. 31	@ARI	0	0	-	-	0	0	0	-	-	0
Nov. 7	@ATL	0	0	-	-	0	0	0	-	-	0
Nov. 14	CAR	0	0	-	-	0	0	0	-	-	0
Nov. 21	@SF				Inactive						
Nov. 28	@BAL				Inactive						
Dec. 5	ATL	0	0	-	-	0	0	0	-	-	0
Dec. 12	@WAS				Inactive						
Dec. 19	DET				Inactive						
Dec. 26	SEA	0	0	-	-	0	0	0	-	-	0
Jan. 2	@NO	0	0	-	-	0	1	10	10.0	10	0
TOTALS		0	0	-	-	0	1	10	10.0	10	0

22

DOUG MARTIN

RUNNING BACK
HT: 5-9 WT: 215
DOB: 1/13/89
NFL: 2ND YEAR
ACQ: D1B, 2012
COLLEGE: BOISE STATE

**ACQUIRED BY BUCS:**

- x Selected in the first round (31st overall) of the 2012 NFL Draft by the Buccaneers.

2012 HIGHLIGHTS:

- x Started season opener vs. Carolina (9/9), rushing for 95 yards on 24 attempts, while also recording four receptions for 23 yards.
- x Led the team with 20 rushes for 66 yards in a start at the New York Giants (9/16), where he also recorded his first career touchdown.
- x Led the team with 76 yards rushing on 13 attempts vs. Kansas City (10/14), and also had a career-high 55 yards receiving, including one for 42 yards.
- x Recorded 85 yards on 16 rushes vs. New Orleans (10/21).
- x At Minnesota (10/25), recorded his first career 100-yard rushing game, where he put away 106 yards on 14 rushes in the first half alone. He finished the day with 135 yards rushing and 79 yards receiving, as well as two touchdowns, becoming the first Buccaneer since Warrick Dunn (10/14/01, at Tennessee) to record a rushing and receiving touchdown in the same game.
- x Rushed for 251 yards and four touchdowns on 25 attempts at Oakland (11/4), tied for the 10th highest total single-game yardage in NFL history and the most in franchise history.
- x At Oakland, also became the first Buccaneer to rush for four touchdowns in a game, second running back in NFL history to record 250+ yards and four scores in a game, and the first player in NFL history with three rushes of 45-plus yards in the same game.

- x In the two-game span from Minnesota (10/25) to Oakland (11/4), his 486 yards from scrimmage are the most in a two-game span since Walter Payton in 1977.
- x With his 68 yards rushing and 51 yards receiving, recorded 119 yards of total offense vs. San Diego (11/11), his fifth consecutive game and sixth total recording such a feat.
- x At Carolina (11/18), recorded his seventh consecutive game with over 100 yards from scrimmage with 161 (138 rushing, 23 receiving), giving him the second-most yards from scrimmage by a rookie in team history.
- x Against Atlanta (11/25), finished with two rushing touchdowns, setting the franchise record for most rushing touchdowns by a rookie running back (9).
- x With his 98 yards from scrimmage at Denver (12/2), took over the franchise record for yards from scrimmage on the season for a rookie with 1,480 yards (fifth overall).
- x Finished vs. Philadelphia (12/9) with 128 yards and one touchdown on 28 rushes, giving him 1,234 rushing yards on the season, the most by a rookie in franchise history and fourth amongst any rusher in franchise history.
- x Recorded his fifth 100-yard rushing game at Atlanta (12/30), finishing with 142 yards and one touchdown on 28 attempts.
- x His 12 touchdowns in 2012 (11 rush, one receiving) amount to the second-most touchdowns in a single season in franchise history, and his 11 rushing touchdowns ties for second-most by a Buccaneer in a single season.
- x Recorded 10 games with 100+ yards from scrimmage during 2012, the most ever by a Buccaneer.

COLLEGE/PERSONAL:

- x Becomes the first player from Boise State University to be drafted by the Buccaneers.
- x Fifth running back selected by the Buccaneers in the first round and the first running back from Boise State to be selected in the first round (sixth overall).
- x One of two Boise State players to be selected in the first round of the 2012 NFL Draft, the most in school history.
- x Became only the fourth Bronco to rush for 1,000+ yards twice in their career.
- x Team captain who started 25-of-51 games at Boise State (2007-11), including 25 of his final 26 games.
- x Throughout career, collected 3,431 yards rushing on 617 carries (5.6 avg), and 43 rushing touchdowns.
- x Added 67 receptions for 715 yards (10.7 avg) and four receiving touchdowns, as well as 26 kickoff returns for 739 yards (28.4 avg) and one touchdown.
- x Ranks third in school history with 43 rushing touchdowns and 48 total touchdowns, fifth with 3,431 rushing yards and sixth with 617 rushing attempts.
- x A first-team All-Mountain West Conference selection in 2011 and All-Western Athletic Conference in 2010.
- x As a senior, rushed 263 times for 1,299 yards and 16 touchdowns, while adding 28 receptions for 255 yards and two touchdowns.
- x Ranked second in the conference and 23rd nationally with an average of 99.92 rushing yards per game.
- x Had a school-record 100-yard kickoff return for a touchdown against Arizona State in the MAACO Bowl Las Vegas.
- x Named Boise State's Offensive Most Valuable Player in 2011.
- x Started all 13 games at tailback as a junior, rushing 201 times for 1,260 yards (6.3 avg) and 12 touchdowns.
- x Recorded six games of more than 100 yards rushing in 2011.
- x Received the team's Iron Bronco Award for strength.
- x In 2009, led the team with 15 touchdowns, while gaining 765 yards rushing in 14 games played.
- x Also added 16 defensive tackles and a forced fumble while playing cornerback for the first three games of the season.
- x Scored the winning touchdown of the 2010 Tostitos Fiesta Bowl.
- x Won the Dennis Erickson (Valor) Award as voted on by team coaches.
- x Majored in business.
- x Attended St. Mary's High School (Stockton, California).
- x During senior season, amassed 1,234 yards on 171 carries and 14 touchdowns winning the team's MVP award.
- x As a junior, rushed 228 times for 1,950 yards and 18 touchdowns, earning first-team all-selection and all-area honors by the Stockton Record and All-San Joaquin accolades by Comcast Sports.
- x Also was named Stockton Sports Hall of Fame Best Offensive Back in San Joaquin County as well as All-State honorable mention by the Stockton Record.
- x Added two letters at St. Mary's while competing in track and field.
- x Sponsors the "Doug's Avengers" Front Row Fans section to provide a special gameday experience at Raymond James Stadium for local charities.
- x Visited youth at All Children's Hospital in St. Petersburg and sang holiday carols to residents at Westminster Palms retirement home in December 2012.
- x Helped host a lunch for service members at Coast Guard Air Station Clearwater and visited veterans recovering from injury and illness at Bay Pines VA Hospital in November 2012.
- x In October 2012, served dinner to breast cancer patients and families staying at the American Cancer Society's Hope Lodge in Tampa, where Barth also helped present a \$5,000 donation in honor of Breast Cancer Awareness Month.
- x Supported the Buccaneers "Wall of Hope" celebration in September 2012 by hosting pediatric cancer patients at One Buccaneer Place for a ceremonial event to raise awareness for the Pediatric Cancer Foundation.
- x Participated in the annual "Chalk Talk with the Buccaneers" chamber of commerce luncheon in September 2012, greeting fans and speaking on the excitement for the 2012 season.
- x In June 2012, visited MacDill Air Force Base to tour a hurricane aircraft, witness a military dog training session, and thank

civilian workers and active duty military for their service.

- × Hosted an educational scavenger hunt for children from the Boys & Girls Clubs of Tampa Bay at Busch Gardens Tampa in June 2012.

- × Signed autographs, handed out Buccaneers teddy bears, and greeted patients at St. Joseph's Children's Hospital in May 2012.
- × Son of Douglas and Leslie Martin.
- × Born Douglas Martin on January 13, 1989, in Stockton, California.

MARTIN'S CAREER STATISTICS

YEAR	TEAM	GP	GS	RUSHING				LG	TD	RECEIVING			
				ATT	YDS	AVG				NO	YDS	AVG	LG
2012	Tampa Bay	16	16	319	1,454	4.6	70t	11	49	472	9.6	64t	1
NFL Totals		16	16	319	1,454	4.6	70t	11	49	472	9.6	64t	1

SINGLE-GAME HIGHS

Rushes: 29, at Minnesota, 10/25/12
Rushing Yards: 251, at Oakland, 11/4/12
Rushing TDs: 4, at Oakland, 11/4/12
Receptions: 7, vs. St. Louis, 12/23/12
Receiving Yards: 79, at Minnesota, 10/25/12
Receiving TDs: 1, at Minnesota, 10/25/12
5 100-Yard Rushing Games

ADDITIONAL STATS

Fumbles-Lost: 1-1. 1-1 in 2012.

MARTIN'S GAME-BY-GAME STATISTICS

2012		RUSHING					RECEIVING				
DATE	OPP	ATT	YDS	AVG	LG	TD	NO	YDS	AVG	LG	TD
Sept. 9	CAR	24	95	4.0	15	0	4	23	5.8	11	0
Sept. 16	@NYG	20	66	3.3	12	1	0	0	-	-	0
Sept. 23	@DAL	19	53	2.8	17	0	2	21	10.5	12	0
Sept. 30	WAS	8	33	4.1	10	0	2	9	4.5	6	0
Oct. 14	KC	13	76	5.8	23	0	2	55	27.5	42	0
Oct. 21	NO	16	85	5.3	36t	1	3	37	12.3	18	0
Oct. 25	@MIN	29	135	4.7	41	1	3	79	26.3	64t	1
Nov. 4	@OAK	25	251	10.0	70t	4	4	21	5.3	8	0
Nov. 11	SD	19	68	3.6	14	0	3	51	17.0	42	0
Nov. 18	@CAR	24	138	5.8	27	0	4	23	5.8	10	0
Nov. 25	ATL	21	50	2.4	10	2	2	13	6.5	8	0
Dec. 2	@DEN	18	56	3.1	9	0	3	42	14.0	26	0
Dec. 9	PHI	28	128	4.6	14	1	3	4	1.3	6	0
Dec. 16	@NO	9	16	1.8	11	0	3	19	6.3	8	0
Dec. 23	STL	18	62	3.4	8	0	7	57	8.1	17	0
Dec. 30	@ATL	28	142	5.1	40t	1	4	18	4.5	12	0
TOTALS		319	1,454	4.6	70t	11	49	472	9.6	64t	0

65

MATTHEW MASIFILO

DEFENSIVE TACKLE
 HT: 6-3 WT: 280
 DOB: 10/1/89
 NFL: 2ND YEAR
 ACQ: FA, 2012
 COLLEGE: STANFORD

**ACQUIRED BY BUCS:**

- x Signed by Tampa Bay on November 17, 2012 from the San Francisco 49ers practice squad.

ORIGINALLY ENTERED NFL:

- x Originally entered the NFL as a college free agent with the San Francisco 49ers on April 29, 2012.

CAREER HIGHLIGHTS:

- x Recorded seven tackles and a forced fumble for San Francisco in the 2012 pre-season.
- x Signed to San Francisco 49ers practice squad (8/29).
- x Signed to Tampa Bay Buccaneers active roster (11/17).

2012 HIGHLIGHTS:

- x Played in all four of the 49ers preseason games, recording seven tackles and a forced fumble.

COLLEGE/PERSONAL:

- x Played in 46 games at Stanford (2008-11), starting the final 26 of his career.

- x Recorded 107 tackles, 15.0 tackles for loss, 7.5 sacks, seven passes defended, three forced fumbles, and one interception.
- x Honorable mention All-Pac-12 in both 2010 and 2011.
- x Majored in mechanical engineering.
- x Attended Campbell High School (Ewa Beach, Hawaii).
- x PrepStar All-American offensive lineman in high school.
- x Ranked among the top 25 defensive tackles in the nation by both Scout.com and Rivals.com, and the No. 2 defensive tackle in the state.
- x Visited youth at All Children's Hospital in St. Petersburg and sang holiday carols to residents at Westminster Palms retirement home in December 2012.
- x Along with the defensive line, purchased toys and hosted a surprise shopping spree for underprivileged families in the inaugural "D-Line Does Christmas" event in December 2012.
- x Born Matthew Masifilo on October 1, 1989 in Honolulu, Hawaii.

MASIFILO'S CAREER STATISTICS

YEAR	TEAM	TACKLES							INTERCEPTIONS				FUMBLES			ST TACKLES			
		GP	GS	TOT	SOLO	ASST	SK	YDS	NO	YDS	LG	TD	PD	FF	FR	YDS	T	S	A
2012	Tampa Bay	0	0	0	0	0	0.0	0.0	0	0	0	0	0	0	0	0	0	0	0
NFL Totals		0	0	0	0	0	0.0	0.0	0	0	0	0	0	0	0	0	0	0	0

MASIFILO'S GAME-BY-GAME STATISTICS

2012

DATE	OPP	TACKLES						INTERCEPTIONS						FUMBLES			TACKLES			
		T	S	A	TFL	SK	YDS	QH	NO	YDS	LG	TD	PD	FF	FR	YDS	T	S	A	
Sept. 9	CAR								49ers Practice Squad											
Sept. 16	@NYG								49ers Practice Squad											
Sept. 23	@DAL								49ers Practice Squad											
Sept. 30	WAS								49ers Practice Squad											
Oct. 14	KC								49ers Practice Squad											
Oct. 21	NO								49ers Practice Squad											
Oct. 25	@MIN								49ers Practice Squad											
Nov. 4	@OAK								49ers Practice Squad											
Nov. 11	SD								49ers Practice Squad											
Nov. 18	@CAR								Inactive											
Nov. 25	ATL								Inactive											
Dec. 2	@DEN								Inactive											
Dec. 9	PHI								Inactive											
Dec. 16	@NO								Inactive											
Dec. 23	STL								Inactive											
Dec. 30	@ATL								Inactive											
TOTALS		0	0	0	0	0.0	0.0	0	0	0	0	0	0	0	0	0	0	0	0	

93

GERALD McCOY**DEFENSIVE TACKLE****HT: 6-4 WT: 300****DOB: 2/25/88****NFL: 4TH YEAR****ACQ: D1, 2010****COLLEGE: OKLAHOMA****ACQUIRED BY BUCS:**

- x Selected by Tampa Bay in the first round (3rd overall) of the 2010 NFL Draft.

CAREER HIGHLIGHTS:

- x Selected to Pro Bowl following 2012 season.
- x Became just the fifth defensive rookie to start for the Buccaneers on opening day since 1995 when he started vs. Cleveland (9/12/10).
- x In 2010, ranked tied for third on the team with 3.0 sacks, tied for fourth on the team with 6.0 tackles for loss and ranked second with 17 quarterback pressures during his rookie season, despite missing the final three games.
- x Registered first career sack at San Francisco (11/21/10).
- x Posted first career multi-sack game at Baltimore (11/28/10).
- x Matched career high with 2.0 sacks at Dallas (9/23/12). Also recorded four tackles, including two for loss, and a forced fumble.
- x Recovered first fumble of career vs. Atlanta (11/25/12).

2012 HIGHLIGHTS:

- x Selected to 2013 Pro Bowl, where he started game, recording one tackle for loss and a fumble recovery.
- x Anchored NFL's No. 1-ranked rushing defense, which allowed a franchise-record 82.5 yards per game.
- x Started season opener vs. Carolina, recording two tackles, both for loss, one sack and two quarterback hits. Helped Buccaneers defense tie a franchise record for fewest rushing yards allowed in a game (10).

- x Started at the New York Giants (9/16), recording two tackles and one pass defended.
- x Started at Dallas (9/23) and tied career high with 2.0 sacks, while also recording four tackles, including two for loss, three quarterback hits and a forced fumble. Key cog in limiting Dallas rush offense to 38 yards on 23 attempts (1.7 avg.).
- x Made one tackle vs. Kansas City (10/14). Part of run defense that limited the Chiefs' second-ranked rushing attack to 80 yards on 30 attempts (2.7 avg.).
- x Notched two tackles and one pass defended, which led to a Buccaneers interception, vs. New Orleans (10/21).
- x Posted two tackles, including one for loss in win at Carolina (11/18). Anchored defense that allowed just 2.9 yards per carry on 34 attempts.
- x Made first fumble recovery of career vs. Atlanta (11/25). Also helped limit the Falcons' rushing offense to 79 yards on 24 attempts (3.3 avg.).
- x Posted four tackles at Denver (12/2).
- x Tied career high with 2.0 sacks vs. Philadelphia (12/9). Also recorded five tackles, including three for loss and three quarterback hits. Part of defensive front that limited the Eagles to 29 yards on 16 carries (1.8 avg.).

COLLEGE/PERSONAL:

- x The highest-drafted interior lineman by the Buccaneers since Warren Sapp was selected 12th overall in 1995.
- x Third player from University of Oklahoma to be selected by the Buccaneers in the first round joining DE Lee Roy Selmon (1st overall in 1976) and G Davin Joseph (23rd overall in 2006).

- x Was the second of three Oklahoma Sooners drafted in the first four picks of 2010 NFL Draft marking the first time in NFL history that one college has had three players selected among the first four picks.
- x Two-time team captain that started all 40 games during his Oklahoma career (2007-09), playing the three-technique right defensive tackle position.
- x His 40 consecutive starts led the team and is a school record for defensive linemen.
- x Finished career with 83 tackles, including 14.5 sacks, 33 tackles for loss and 21 quarterback pressures.
- x Also recorded two forced fumbles and two fumble recoveries, one interception and had four passes defended.
- x Led Oklahoma with 12 quarterback pressures, and was second on the team with 15.5 tackles for loss as a senior.
- x Earned All-American first-team honors from Walter Camp, Football Writers Association and Sporting News. Lombardi Trophy Finalist and consensus All-Big 12 first-team.
- x Honorable mention Big 12 Defensive Player of the Year and Defensive Lineman of the Year by the coaches.
- x Earned Sporting News first-team All-American and AP second-team All-American honors.
- x Consensus All-Big 12 first-team and Big 12 Defensive Player of the Year by the Dallas Morning News.
- x First career interception came in the BCS title game against Florida in 2008.
- x Named Big 12 Defensive Freshman of the Year while also earning freshman All-American honors by Rivals, The Sporting News and CollegeFootballNews.com.
- x Majored in human relations.
- x Attended Southeast High School (Oklahoma City, Oklahoma) playing football for head coach Michael Branch.
- x Named National Defensive Player of the Year by USA Today and 2005 Oklahoma Gatorade Player of the Year.
- x Played in U.S. Army High School All-American game and was also regarded as the nation's top defensive tackle by College Football News.
- x Scout.com and ESPN rated him the second-best prep defensive tackle in the country.
- x Rivals.com rated McCoy the best defensive tackle in the nation and the top prospect in the state of Oklahoma.
- x Logged 82 tackles, 20.0 sacks and recovered nine fumbles as a senior.
- x Was presented with the 2012 Pop Warner Little Scholars "Inspiration to Youth" Award at Pop Warner's annual All-American Scholastic Banquet in Orlando, Florida in May 2012.
- x Spokesperson for the Glazer Family Foundation's Vision Program, promoting the importance of healthy eyesight and wearing glasses for Title I students throughout Tampa Bay.
- x Sponsors the "Gerald's Little Giants" Front Row Fans section to provide a special gameday experience at Raymond James Stadium for local charities.
- x Along with the defensive line, purchased toys and hosted a surprise shopping spree for underprivileged families in the inaugural "D-Line Does Christmas" event in December 2012.
- x Helped present a \$100,000 grant in September 2012 to build Tampa Bay Buccaneers Field in Clearwater's North Greenwood community, where McCoy and teammates also led local youths through football drills.
- x Supported the Buccaneers "Wall of Hope" celebration in September 2012 by hosting pediatric cancer patients at One Buccaneer Place for a ceremonial event to raise awareness for the Pediatric Cancer Foundation.
- x In June 2012, visited the Carrollwood Cardinals youth football program to lead children through football drills and help present thousands of dollars in new sporting equipment that vandals had stolen from the league.
- x An avid comic book fan and movie buff, sponsored a special screening of Marvel's The Avengers for Buccaneers fans in May 2012.
- x Served as a celebrity escort to young women fighting cancer in the Fashion Funds the Cure fashion show to benefit the Pediatric Cancer Foundation in February 2012.
- x Helped surprise 30 families with tickets, gift cards, a shopping spree and more for the fifth annual Day of Giving event in December 2011.

- x Signed autographs and greeted fans at the Buccaneers' Official Season Kickoff Party in September 2010 and 2011.
- x Along with teammates and general manager Mark Dominik, greeted soldiers recovering from injury and illness at James A. Haley VA Hospital in November 2010 and 2011 in honor of Veterans Day.
- x Visited Bashaw Elementary in January 2011 as part of the Fuel Up to Play 60 initiative to promote living a healthy, active lifestyle.
- x Greeted hospital patients and sang Christmas carols to retirement home residents in December 2010.
- x Visited Metropolitan Ministries to prepare food and spend time with kids in the Min-

istries' after school program in November 2010.

- x Participated in arts and crafts, a costume contest and haunted houses with over 800 underprivileged youth at the Buccaneers' third annual Halloween Celebration in October 2010.
- x Hosted a bowling outing for foster children and accompanied the Boys & Girls Club of Orlando to a theme park in June 2010.
- x Son of Gerald and the late Patricia McCoy.
- x Married to Ebony McCoy, the couple have two children: son Marcellus Crutchfield and daughter, Nevaeh McCoy.
- x Born Gerald McCoy on February 25, 1988, in Oklahoma City, Oklahoma.

McCoy's CAREER STATISTICS

YEAR	TEAM	GP	GS	TACKLES				YDS	INTERCEPTIONS				FUMBLES			
				TOT	SOLO	ASST	SK		NO	YDS	LG	TD	PD	FF	FR	YDS
2010	Tampa Bay	13	13	43	27	16	3.0	22.0	0	0	0	0	5	1	0	0
2011	Tampa Bay	6	6	13	12	1	1.0	6.0	0	0	0	0	0	1	0	0
2012	Tampa Bay	16	16	30	24	6	5.0	35.0	0	0	0	0	2	1	1	0
NFL Totals		35	35	86	63	23	9.0	63.0	0	0	0	0	7	3	1	0

SINGLE-GAME HIGHS

Tackles: 7, at San Francisco, 11/21/10
Sacks: 2.0, three times, last vs. Philadelphia, 12/9/12
Passes Defensed: 2, vs. Carolina, 11/14/10

McCoy's GAME-BY-GAME STATISTICS

2012

DATE	OPP	TACKLES							INTERCEPTIONS				FUMBLES				ST TACKLES		
		T	S	A	TFL	SK	YDS	QH	NO	YDS	LG	TD	PD	FF	FR	YDS	T	S	A
Sept. 9	CAR	2	2	0	2	1.0	8.0	2	0	0	0	0	0	0	0	0	0	0	0
Sept. 16	@NYG	2	2	0	0	0.0	0.0	1	0	0	0	0	1	0	0	0	0	0	0
Sept. 23	@DAL	4	3	1	2	2.0	9.0	3	0	0	0	0	0	1	0	0	0	0	0
Sept. 30	WAS	3	3	0	1	0.0	0.0	0	0	0	0	0	0	0	0	0	0	0	0
Oct. 14	KC	1	1	0	0	0.0	0.0	0	0	0	0	0	0	0	0	0	0	0	0
Oct. 21	NO	3	1	2	0	0.0	0.0	0	0	0	0	0	1	0	0	0	0	0	0
Oct. 25	@MIN	1	0	1	0	0.0	0.0	0	0	0	0	0	0	0	0	0	0	0	0
Nov. 4	@OAK	1	0	1	0	0.0	0.0	0	0	0	0	0	0	0	0	0	0	0	0
Nov. 11	SD	1	1	0	0	0.0	0.0	1	0	0	0	0	0	0	0	0	0	0	0
Nov. 18	@CAR	2	2	0	1	0.0	0.0	0	0	0	0	0	0	0	0	0	0	0	0
Nov. 25	ATL	0	0	0	0	0.0	0.0	0	0	0	0	0	0	1	0	0	0	0	0
Dec. 2	@DEN	4	4	0	0	0.0	0.0	0	0	0	0	0	0	0	0	0	0	0	0
Dec. 9	PHI	5	4	1	3	2.0	18.0	3	0	0	0	0	0	0	0	0	0	0	0
Dec. 16	@NO	1	0	1	0	0.0	0.0	3	0	0	0	0	0	0	0	0	0	0	0
Dec. 23	STL	0	0	0	0	0.0	0.0	2	0	0	0	0	0	0	0	0	0	0	0
Dec. 30	@ATL	0	0	0	0	0.0	0.0	1	0	0	0	0	0	0	0	0	0	0	0
TOTALS		30	24	6	9	5.0	35.0	16	0	0	0	0	2	1	1	0	0	0	0

2011

DATE	OPP	TACKLES							INTERCEPTIONS					FUMBLES			ST TACKLES		
		T	S	A	TFL	SK	YDS	QBP	NO	YDS	LG	TD	PD	FF	FR	YDS	T	S	A
Sept. 11	DET	3	3	0	1	0.0	0.0	0	0	0	0	0	0	1	0	0	0	0	0
Sept. 18	@MIN	3	3	0	0	0.0	0.0	3	0	0	0	0	0	0	0	0	0	0	0
Sept. 25	ATL	1	1	0	0	0.0	0.0	6	0	0	0	0	0	0	0	0	0	0	0
Oct. 3	IND	6	5	1	3	1.0	6.0	4	0	0	0	0	0	0	0	0	0	0	0
Oct. 9	@SF	0	0	0	0	0.0	0.0	0	0	0	0	0	0	0	0	0	0	0	0
Oct. 16	NO								Inactive										
Oct. 23	CHI								Inactive										
Nov. 6	@NO	0	0	0	0	0.0	0.0	0	0	0	0	0	0	0	0	0	0	0	0
Nov. 13	HOU								Injured Reserve										
Nov. 20	@GB								Injured Reserve										
Nov. 27	@TEN								Injured Reserve										
Dec. 4	CAR								Injured Reserve										
Dec. 11	@JAC								Injured Reserve										
Dec. 17	DAL								Injured Reserve										
Dec. 24	@CAR								Injured Reserve										
Jan. 1	@ATL								Injured Reserve										
TOTALS		13	12	1	4	1.0	6.0	13	0	0	0	0	0	1	0	0	0	0	0

2010

DATE	OPP	TACKLES							INTERCEPTIONS					FUMBLES			ST TACKLES		
		T	S	A	TFL	SK	YDS	QBP	NO	YDS	LG	TD	PD	FF	FR	YDS	T	S	A
Sept. 12	CLE	4	3	1	1	0.0	0.0	2	0	0	0	0	0	0	0	0	0	0	0
Sept. 19	@CAR	6	1	5	1	0.0	0.0	1	0	0	0	0	0	0	0	0	0	0	0
Sept. 26	PIT	2	0	2	0	0.0	0.0	0	0	0	0	0	0	0	0	0	0	0	0
Oct. 10	@CIN	1	0	1	0	0.0	0.0	2	0	0	0	0	1	0	0	0	0	0	0
Oct. 17	NO	1	1	0	1	0.0	0.0	1	0	0	0	0	0	0	0	0	0	0	0
Oct. 24	STL	3	2	1	0	0.0	0.0	0	0	0	0	0	1	0	0	0	0	0	0
Oct. 31	@ARI	5	5	0	1	0.0	0.0	2	0	0	0	0	0	0	0	0	0	0	0
Nov. 7	@ATL	3	2	1	1	0.0	0.0	3	0	0	0	0	0	0	0	0	0	0	0
Nov. 14	CAR	5	4	1	1	0.0	0.0	1	0	0	0	0	2	1	0	0	0	0	0
Nov. 21	@SF	7	3	4	0	1.0	5.0	2	0	0	0	0	1	0	0	0	0	0	0
Nov. 28	@BAL	3	3	0	0	2.0	17.0	0	0	0	0	0	0	0	0	0	0	0	0
Dec. 5	ATL	2	2	0	0	0.0	0.0	3	0	0	0	0	0	0	0	0	0	0	0
Dec. 12	@WAS	1	1	0	0	0.0	0.0	0	0	0	0	0	0	0	0	0	0	0	0
Dec. 19	DET								Injured Reserve										
Dec. 26	SEA								Injured Reserve										
Jan. 2	@NO								Injured Reserve										
TOTALS		43	27	16	6	3.0	22.0	17	0	0	0	0	5	1	0	0	0	0	0

79

JAMON MEREDITH**TACKLE****HT: 6-5 WT: 312****DOB: 5/11/86****NFL: 5TH YEAR****ACQ: UFA(PIT), 2012****COLLEGE: SOUTH CAROLINA****ACQUIRED BY BUCS:**

- x Signed by Tampa Bay on March 22, 2012 as an unrestricted free agent from Pittsburgh.

ORIGINALLY ENTERED NFL:

- x Originally selected by the Green Bay Packers in the fifth round (162nd overall) of the 2009 NFL Draft.

CAREER HIGHLIGHTS:

- x Has seen action in 31 games, starting 16.
- x Spent time with the Buffalo Bills from 2009-10 after being signed from Green Bay's practice squad, playing in 10 games and starting four.
- x Also saw playing time with the New York Giants in 2010, appearing in three games.
- x Signed by the Pittsburgh Steelers on September 13, 2011, seeing action on the offensive line and special teams in four games on the season.
- x Started a career-high 12 games in 2012, helping the Buccaneers set team records in points scored and total yards.

2012 HIGHLIGHTS:

- x Inactive for two games on the season.
- x Saw action at the New York Giants (9/16).
- x Started at right guard vs. Kansas City (10/14), helping the offense to 463 yards.

- x Helped the offense to 513 yards of total offense vs. New Orleans (10/21), the third-most yards in team history and the most in a home game.
- x At Minnesota (10/25), helped the offense to 416 yards, which marked the first time in franchise history that the Buccaneers recorded three consecutive games with 400-plus yards offensively.
- x Helped the offense to 515 yards from scrimmage at Oakland (11/4), the second-most total yards in team history.

COLLEGE/PERSONAL:

- x Started 34 games while at South Carolina (2004-07), switching between tackle and guard.
- x Was named the most outstanding offensive lineman prior to the beginning of his senior year while also being named All-District academic by ESPN The Magazine.
- x Attended Hillcrest High School (Simpsonville, SC), playing on both offensive and defensive lines.
- x Participated in "Turkey Time with the O-Line," a Thanksgiving program sponsored by the offensive line, which provided 700 meals for local needy families in 2012.
- x Son of James and Irene Meredith.
- x Born James Jamon Meredith on May 11, 1986, in Simpsonville, South Carolina.

MEREDITH'S CAREER STATISTICS

Games/Starts: BUF: 2009: 8/4; BUF/NYG: 2010: 5/0; PIT: 2011: 4/0; 2012: 14/12
 Career Totals: 31/16

P=Playoffs

87

ZACH MILLER**TIGHT END****HT: 6-5 WT: 236****DOB: 10/4/84****NFL: 4TH YEAR****ACQ: FA, 2012****COLLEGE: NEBRASKA-OMAHA****ACQUIRED BY BUCS:**

- x Signed by Tampa Bay on January 2, 2013 as a free agent.

ORIGINALLY ENTERED NFL:

- x Originally selected by the Jacksonville Jaguars in the sixth round (180th overall) of the 2009 NFL Draft.

CAREER HIGHLIGHTS:

- x Played in 33 career games with five starts, recording 45 receptions for 470 yards (10.4 avg) and four touchdowns. Has also contributed 23 career special teams tackles.
- x Made his first career start against Houston (11/14/10), catching four passes for 79 yards and one touchdown.
- x Made NFL debut at Houston (9/27/09).

2012 HIGHLIGHTS:

- x Placed on injured reserve on September 1, 2012.

COLLEGE/PERSONAL:

- x Played quarterback at Nebraska-Omaha (2005-08), finishing his career completing 305-of-501 passes (60.9 pct) for 4,096 yards and 26 touchdowns while rushing for 3,122 yards and a school-record 50 touchdowns.

- x Led the team in rushing and passing yards as a senior, earning Mid-America Inter-collegiate Athletic Association offensive player of the week three times, and was an All-MIA second-team selection.
- x Named North Central Conference's outstanding offensive back and was second-team Football Gazette All-Region as a junior.
- x Rushed for a school-record 19 touchdowns as a sophomore, earning All-NCC honors and being named second-team All-Region by Daktronics and D2Football.com.
- x Walked on at Nebraska in 2003 before transferring to Nebraska-Omaha.
- x Married to Kristen Miller, with a daughter, Izabella, and a son, Kashton Xavier.
- x Attended Bishop Neumann High School (Wahoo, Nebraska), where he was a three-sport standout, lettering in basketball, baseball and football.
- x Set school record in total yards as a senior, passing for 1,200 yards while rushing for 980 yards.
- x Earned first-team All-State honors his senior season.
- x Born Zachary Scott Miller on October 4, 1984 in Weston, Nebraska.

MILLER'S CAREER STATISTICS

YEAR	TEAM	GP	GS	RUSHING				RECEIVING					
				ATT	YDS	AVG	LG	TD	NO	YDS	AVG	LG	TD
2009	Jacksonville	14	0	1	3	3.0	3	0	21	212	10.1	62	2
2010	Jacksonville	15	5	2	9	4.5	8	0	20	216	10.8	52t	1
2011	Jacksonville	4	0	0	0	-	-	0	4	42	10.5	14t	1
2012	Jacksonville							Injured Reserve					
NFL Totals		33	5	3	12	4.0	8	0	45	470	10.4	62	4

SINGLE-GAME HIGHS

Receptions: 8, at Cleveland, 1/3/10 (w/Jac.)

Receiving Yards: 79, vs. Houston, 11/14/10 (w/Jac.)

Receiving TDs: 2, at Cleveland, 1/3/10 (w/Jac.)

ADDITIONAL STATS

Special Teams Tackles – 9 in 2009; 12 in 2010; Two in 2011

Kickoff Returns – Two for 19 yards in 2009; One for 22 yards in 2010

MILLER'S GAME-BY-GAME STATISTICS

2011 (W/JACKSONVILLE)

DATE	OPP	ATT	YDS	RUSHING				NO	YDS	RECEIVING			
				AVG	LG	TD				AVG	LG	TD	
Sept. 11	TEN					Inactive							
Sept. 18	@NYJ	0	0	-	-	0	3	28	9.3	14	0		
Sept. 25	@CAR	0	0	-	-	0	0	0	-	-	0		
Oct. 2	NO	0	0	-	-	0	1	14	14.0	14t	1		
Oct. 9	CIN					Inactive							
Oct. 16	@PIT	0	0	-	-	0	0	0	-	-	0		
Oct. 24	BAL					Injured Reserve							
Oct. 30	@HOU					Injured Reserve							
Nov. 13	@IND					Injured Reserve							
Nov. 20	@CLE					Injured Reserve							
Nov. 27	HOU					Injured Reserve							
Dec. 5	SD					Injured Reserve							
Dec. 11	TB					Injured Reserve							
Dec. 15	@ATL					Injured Reserve							
Dec. 24	@TEN					Injured Reserve							
Jan. 1	IND					Injured Reserve							
TOTALS		0	0	-	-	0	4	42	10.5	14t	1		

2010 (W/JACKSONVILLE)

DATE	OPP	ATT	YDS	RUSHING				NO	YDS	RECEIVING			
				AVG	LG	TD				AVG	LG	TD	
Sept. 12	DEN	0	0	-	-	0	2	8	4.0	6	0		
Sept. 19	@SD	0	0	-	-	0	0	0	-	-	0		
Sept. 26	PHI	0	0	-	-	0	1	7	7.0	7	0		
Oct. 3	IND	0	0	-	-	0	0	0	-	-	0		
Oct. 10	@BUF	0	0	-	-	0	2	18	9.0	11	0		
Oct. 18	TEN	0	0	-	-	0	2	18	9.0	10	0		
Oct. 24	@KC	0	0	-	-	0	3	25	8.3	9	0		
Oct. 31	@DAL	0	0	-	-	0	0	0	-	-	0		
Nov. 14	HOU	0	0	-	-	0	4	79	19.8	52t	1		
Nov. 21	CLE	0	0	-	-	0	3	27	9.0	13	0		
Nov. 28	@NYG	0	0	-	-	0	0	0	-	-	0		
Dec. 5	@TEN	2	9	4.5	8	0	3	34	11.3	18	0		
Dec. 12	OAK	0	0	-	-	0	0	0	-	-	0		
Dec. 19	@IND	0	0	-	-	0	0	0	-	-	0		
Dec. 26	WAS	0	0	-	-	0	0	0	-	-	0		
Jan. 2	@HOU					Inactive							
TOTALS		2	9	4.5	8	0	20	216	10.8	52t	1		

2009 (w/JACKSONVILLE)		RUSHING						RECEIVING				
DATE	OPP	ATT	YDS	AVG	LG	TD	NO	YDS	AVG	LG	TD	
Sept. 13	@IND											
Sept. 20	ARI					Inactive						
Sept. 27	@HOU	0	0	-	-	0	0	0	-	-	0	
Oct. 4	TEN	1	3	3.0	3	0	3	14	4.7	7	0	
Oct. 11	@SEA	0	0	-	-	0	1	2	2.0	2	0	
Oct. 18	STL	0	0	-	-	0	1	14	14.0	14	0	
Nov. 1	@TEN	0	0	-	-	0	0	0	-	-	0	
Nov. 8	KC	0	0	-	-	0	0	0	-	-	0	
Nov. 15	@NYJ	0	0	-	-	0	1	11	11.0	11	0	
Nov. 22	BUF	0	0	-	-	0	0	0	-	-	0	
Nov. 29	@SF	0	0	-	-	0	1	10	10.0	10	0	
Dec. 6	HOU	0	0	-	-	0	3	74	24.7	62	0	
Dec. 13	MIA	0	0	-	-	0	0	0	-	-	0	
Dec. 17	IND	0	0	-	-	0	1	6	6.0	6	0	
Dec. 27	@NE	0	0	-	-	0	2	12	6.0	8	0	
Jan. 3	@CLE	0	0	-	-	0	8	69	8.6	20	2	
TOTALS		1	3	3.0	3	0	21	212	10.1	62	2	

12

CARLTON MITCHELL

WIDE RECEIVER
 HT: 6-3 WT: 215
 DOB: 4/6/88
 NFL: 3RD YEAR
 ACQ: FA, 2013
 COLLEGE: SOUTH FLORIDA

**ACQUIRED BY BUCS:**

- x Signed by Tampa Bay as a free agent on June 4, 2013.

ORIGINALLY ENTERED NFL:

- x Originally selected in the sixth round (177th overall) of the 2010 NFL Draft by the Cleveland Browns.

CAREER HIGHLIGHTS:

- x Played in 16 games, catching three passes for 31 yards and one rush for nine yards.
- x Made NFL debut at New Orleans (10/24/10).

COLLEGE/PERSONAL:

- x Played in 37 games, starting 18, at South Florida (2006-09) finishing his career with 105 receptions for 1,648 yards and nine touchdowns.
- x Entered the NFL Draft after his redshirt junior season
- x Started 10-of-11 games as a redshirt junior, setting the single-season school record for receiving yards in a season (706) and career receiving yards (1,648).

- x Named to Phil Steele's All-Big East third-team in 2009.
- x Set South Florida freshman records for receptions (37) and receiving yards (537).
- x Ran the 400 and competed in high jump for the track team.
- x Redshirted in 2006.
- x Majored in interdisciplinary social studies.
- x Graduated from Gaither High School (Tampa, Florida) ranked as the 55th best receiver in the nation by Rivals.com.
- x A three-year letterman in football and basketball.
- x Son of Carl and Angela Mitchell.
- x Father, Carl, played pro basketball in Europe, while mother, Angela, was a "cut man" for boxer Antonio Tarver.
- x Born Carlton Mitchell on April 6, 1988 in Gainesville, Florida.

MITCHELL'S CAREER STATISTICS

YEAR	TEAM	GP	GS	RECEIVING				LG	TD	RUSHING				LG	TD
				NO	YDS	AVG				ATT	YDS	AVG			
2010	Cleveland	5	0	0	0	-		-	0	1	9	9.0		9	0
2011	Cleveland	11	0	3	31	10.3		19	0	0	0	-		-	0
NFL Totals		16	0	3	31	10.3		19	0	1	9	9.0		9	0

98

AARON MORGAN

DEFENSIVE END
 HT: 6-4 WT: 250
 DOB: 12/30/88
 NFL: 4TH YEAR
 ACQ: FA, 2012
 COLLEGE: LOUISIANA-MONROE

**ACQUIRED BY BUCS:**

- x Signed by Tampa Bay on October 9, 2012 as a free agent.

ORIGINALLY ENTERED NFL:

- x Originally entered the NFL as a college free agent with the Jacksonville Jaguars on April 24, 2010.

CAREER HIGHLIGHTS:

- x Played in seven games as a rookie with Jacksonville after signing as a college free agent.
- x Has six career tackles on defense and four on special teams.

2012 HIGHLIGHTS:

- x Played the first four games of the season with Jacksonville and registered two tackles on defense and one on special teams.
- x Led the Jaguars with 2.5 sacks in the pre-season.
- x Joined Buccaneers practice squad on October 9.
- x Promoted to Buccaneers active roster on November 1.
- x Made Buccaneers debut at Oakland (11/4).
- x Notched special teams tackle at Carolina (11/18)
- x Posted one tackle at New Orleans (12/16).
- x Placed on Injured Reserve on December 22.

COLLEGE/PERSONAL:

- x Four-year letterman at Louisiana-Monroe (2006-09), finished career with 22.0 sacks, the most in school history and second-most in Sun Belt Conference history, and 39.5 tackles for loss.
- x Career totals included 138 tackles, one interception and eight passes defended.

- x In senior season, had 9.0 sacks and 16.0 tackles for loss. 9.0 sacks were the most in the Sun Belt and ranked 23rd in the nation.
- x Led team with 6.0 sacks as a junior and all defensive linemen with 45 tackles and 13.0 tackles for loss.
- x Named second-team All-Sun Belt Conference.
- x Started eight-of-11 games as sophomore and totaled 34 tackles, 3.0 sacks and 8.0 tackles for loss.
- x Played in nine games as a freshman and had seven tackles and a team-high 4.0 sacks.
- x Credited with 2.0 sacks against Alcorn State in his first collegiate game.
- x Graduated with degree in criminal justice in 2011.
- x Along with the defensive line, purchased toys and hosted a surprise shopping spree for underprivileged families in the inaugural "D-Line Does Christmas" event in December 2012.
- x Son of Laura and Jimmie Morgan.
- x Has two older brothers, Jimmie and Laura Morgan, and a younger brother, Lauren.
- x Born Aaron Morgan on December 30, 1988 in New Orleans, Louisiana.

MORGAN'S CAREER STATISTICS

YEAR	TEAM	GP	GS	TACKLES				SK	INTERCEPTIONS				FUMBLES			TACKLES			
				TOT	SOLO	ASST			NO	YDS	LG	TD	PD	FF	FR	YDS	T	S	A
2010	Jacksonville	7	0	3	2	1	0.0	0.0	0	0	0	0	0	0	0	0	2	1	1
2011	Tampa Bay								Injured Reserve										
2012	Tampa Bay	11	0	3	3	0	0.0	0.0	0	0	0	0	0	0	0	0	2	2	0
NFL Totals		18	0	6	5	1	0.0	0.0	0	0	0	0	0	0	0	0	4	3	1

MORGAN'S GAME-BY-GAME STATISTICS

2012 (W/TAMPA BAY AND JACKSONVILLE)

DATE	OPP	TACKLES				TFL	SK	YDS	QB	INTERCEPTIONS				PD	FUMBLES			ST TACKLES		
		T	S	A						NO	YDS	LG	TD		FF	FR	YDS	T	S	A
Sept. 9	@MIN*	2	2	0	1	0.0	0.0		1	0	0	0	0	0	0	0	0	0	0	0
Sept. 16	HOU*	0	0	0	0	0.0	0.0		0	0	0	0	0	0	0	0	0	0	0	0
Sept. 23	@IND*	0	0	0	0	0.0	0.0		0	0	0	0	0	0	0	0	0	0	0	0
Sept. 30	CIN*	0	0	0	0	0.0	0.0		0	0	0	0	0	0	0	0	0	1	1	0
Oct. 14	KC								Practice Squad											
Oct. 21	NO								Practice Squad											
Oct. 25	@MIN								Practice Squad											
Nov. 4	@OAK	0	0	0	0	0.0	0.0		0	0	0	0	0	0	0	0	0	0	0	0
Nov. 11	SD	0	0	0	0	0.0	0.0		0	0	0	0	0	0	0	0	0	0	0	0
Nov. 18	@CAR	0	0	0	0	0.0	0.0		0	0	0	0	0	0	0	0	0	1	1	0
Nov. 25	ATL	0	0	0	0	0.0	0.0		0	0	0	0	0	0	0	0	0	0	0	0
Dec. 2	@DEN	0	0	0	0	0.0	0.0		0	0	0	0	0	0	0	0	0	0	0	0
Dec. 9	PHI	0	0	0	0	0.0	0.0		0	0	0	0	0	0	0	0	0	0	0	0
Dec. 16	@NO	1	1	0	0	0.0	0.0		0	0	0	0	0	0	0	0	0	0	0	0
Dec. 23	STL								Injured Reserve											
Dec. 30	@ATL								Injured Reserve											
TOTALS		3	3	0	1	0.0	0.0		1	0	0	0	0	0	0	0	0	2	2	0

* = Games played with Jacksonville

2010 (W/JACKSONVILLE)

DATE	OPP	TACKLES				TFL	SK	YDS	QB	INTERCEPTIONS				PD	FUMBLES			ST TACKLES		
		T	S	A						NO	YDS	LG	TD		FF	FR	YDS	T	S	A
Sept. 12	DEN	0	0	0	0	0.0	0.0		0	0	0	0	0	0	0	0	0	0	-	-
Sept. 19	@SD								Inactive											
Sept. 26	PHI	0	0	0	0	0.0	0.0		0	0	0	0	0	0	0	0	0	0	-	-
Oct. 3	IND	1	0	1	0	0.0	0.0		0	0	0	0	0	0	0	0	0	1	-	-
Oct. 10	@BUF								Inactive											
Oct. 18	TEN								Inactive											
Oct. 24	@KC								Inactive											
Oct. 31	@DAL	1	1	0	0	0.0	0.0		0	0	0	0	0	0	0	0	0	0	-	-
Nov. 14	HOU								Inactive											
Nov. 21	CLE								Inactive											
Nov. 28	@NYG								Inactive											
Dec. 5	@TEN	0	0	0	0	0.0	0.0		0	0	0	0	0	0	0	0	0	0	-	-
Dec. 12	OAK	0	0	0	0	0.0	0.0		0	0	0	0	0	0	0	0	0	0	-	-
Dec. 19	@IND								Inactive											
Dec. 26	WAS								Inactive											
Jan. 2	@HOU	1	1	0	0	0.0	0.0		0	0	0	0	0	0	0	0	0	1	-	-
TOTALS		3	2	1	0	0.0	0.0		0	0	0	0	0	0	0	0	0	2	-	-

68

ANDRE NEBLETT

WIDE RECEIVER
HT: 6-0 WT: 310
DOB: 7/7/88
NFL: 4TH YEAR
ACQ: FA, 2013
COLLEGE: TEMPLE

**ACQUIRED BY BUCS:**

- x Signed by Tampa Bay as a free agent on May 6, 2013.

ORIGINALLY ENTERED NFL:

- x Originally signed by the Carolina Panthers as a college free agent on April 30, 2010.

CAREER HIGHLIGHTS:

- x Played in 30 games with seven starts, recording 40 tackles, 3.0 sacks and two fumble recoveries.
- x Registered first career sack against Tennessee (11/13/11).
- x Made first-career start at Pittsburgh (12/23/10), recording a season-high six tackles.
- x Made NFL debut against the Buccaneers (9/9/10).
- x Only undrafted rookie free agent on Panthers roster to make opening day roster.

2012 HIGHLIGHTS:

- x Played in 11 games, starting two, recording .5 sacks and two quarterback pressures.

COLLEGE/PERSONAL:

- x Played in 49 games with 45 starts at Temple (2006-09) as a four-year starter on defense.
- x Finished career with 139 tackles, 27.5 tackles for loss, 8.0 sacks, six forced fumbles, three fumble recoveries and one interception.
- x Three-time All-Mid-American Conference selection.
- x Named first-team All-Mid-American Conference and received Temple Defensive Most Valuable Player honors as a senior in 2009.
- x Second-Team All-Mid-American Conference choice as a sophomore and junior.
- x Majored in criminal justice.
- x Attended Rahway High School in Rahway, New Jersey.
- x Newark Star-Ledger first team All-State, first-team All-Group II and first-team All-Union selection at linebacker.
- x Son of Stephan Neblett and Tronia Dorsey.
- x Born Andre Neblett on June 7, 1988 in Rahway, New Jersey.

NEBLETT'S CAREER STATISTICS

YEAR	TEAM	GP	GS	TACKLES				SK	YDS	INTERCEPTIONS				FUMBLES			TACKLES ST			
				TOT	SOLO	ASST				NO	YDS	LG	TD	PD	FF	FR	YDS	T	S	A
2010	Carolina	7	1	10	8	2	0.0	0.0	0	0	0	0	0	0	0	0	0	-	-	-
2011	Carolina	12	4	23	15	8	2.5	16.0	0	0	0	0	0	0	0	2	0	-	-	-
2012	Carolina	11	2	7	5	2	0.5	6.0	0	0	0	0	0	0	0	0	0	-	-	-
NFL Totals		30	7	40	28	12	3.0	22.0	0	0	0	0	0	0	0	2	0	-	-	-

NEBLETT'S CAREER STATISTICS

2012 (W/CAROLINA)

DATE	OPP	TACKLES						INTERCEPTIONS						FUMBLES			ST TACKLES		
		T	S	A	TFL	SK	YDS	QH	NO	YDS	LG	TD	PD	FF	FR	YDS	T	S	A
Sept. 9	@TB								Reserve/Suspended										
Sept. 16	NO								Reserve/Suspended										
Sept. 20	NYG								Reserve/Suspended										
Sept. 30	@ATL								Reserve/Suspended										
Oct. 7	SEA								Inactive										
Oct. 21	DAL	0	0	0	0	0.0	0.0	0	0	0	0	0	0	0	0	0	0	0	0
Oct. 28	@CHI	0	0	0	0	0.0	0.0	0	0	0	0	0	0	0	0	0	0	0	0
Nov. 4	@WAS	0	0	0	0	0.0	0.0	0	0	0	0	0	0	0	0	0	0	0	0
Nov. 11	DEN	1	0	1	0	0.0	0.0	1	0	0	0	0	0	0	0	0	0	0	0
Nov. 18	TB	2	1	1	0	0.5	6.0	1	0	0	0	0	0	0	0	0	0	0	0
Nov. 26	@PHI	0	0	0	0	0.0	0.0	0	0	0	0	0	0	0	0	0	0	0	0
Dec. 2	@KC	3	3	0	0	0.0	0.0	0	0	0	0	0	0	0	0	0	0	0	0
Dec. 9	ATL	0	0	0	0	0.0	0.0	0	0	0	0	0	0	0	0	0	0	0	0
Dec. 16	@SD	1	1	0	0	0.0	0.0	0	0	0	0	0	0	0	0	0	0	0	0
Dec. 23	OAK	0	0	0	0	0.0	0.0	0	0	0	0	0	0	0	0	0	0	0	0
Dec. 30	@NO	0	0	0	0	0.0	0.0	0	0	0	0	0	0	0	0	0	0	0	0
TOTALS		7	5	2	0	0.5	6.0	2	0	0	0	0	0	0	0	0	0	0	0

2011 (W/CAROLINA)

DATE	OPP	TACKLES						INTERCEPTIONS						FUMBLES			ST TACKLES		
		T	S	A	TFL	SK	YDS	QB	NO	YDS	LG	TD	PD	FF	FR	YDS	T	S	A
Sept. 11	@ARI	2	0	2	0	0.0	0.0	0	0	0	0	0	0	0	0	0	0	0	0
Sept. 18	GB	0	0	0	0	0.0	0.0	0	0	0	0	0	0	0	0	0	0	0	0
Sept. 25	JAC	1	0	1	0	0.0	0.0	0	0	0	0	0	0	0	0	0	0	0	0
Oct. 2	@CHI								Inactive										
Oct. 9	NO								Inactive										
Oct. 16	@ATL								Inactive										
Oct. 23	WAS	0	0	0	0	0.0	0.0	0	0	0	0	0	0	0	0	0	0	0	0
Oct. 30	MIN	3	3	0	0	0.0	0.0	0	0	0	0	0	0	0	0	0	0	0	0
Nov. 13	TEN	4	4	0	1	1.0	8.0	1	0	0	0	0	0	0	0	0	0	0	0
Nov. 20	@DET	1	1	0	1	0.0	0.0	0	0	0	0	0	0	0	0	0	0	0	0
Nov. 27	@IND	1	0	1	0	0.5	1.0	1	0	0	0	0	0	2	0	0	0	0	0
Dec. 4	@TB	2	2	0	2	0.0	0.0	0	0	0	0	0	0	0	0	0	0	0	0
Dec. 11	ATL	4	3	1	0	0.0	0.0	0	0	0	0	0	0	0	0	0	0	0	0
Dec. 18	@HOU	1	1	0	0	0.0	0.0	0	0	0	0	0	0	0	0	0	0	0	0
Dec. 24	TB	2	1	1	1	1.0	7.0	1	0	0	0	0	0	0	0	0	0	0	0
Jan. 1	@NO								Inactive										
TOTALS		21	15	6	5	2.5	16.0	3	0	0	0	0	0	0	0	0	0	0	0

2010 (W/CAROLINA)

DATE	OPP	TACKLES						INTERCEPTIONS						FUMBLES			ST TACKLES		
		T	S	A	TFL	SK	YDS	QB	NO	YDS	LG	TD	PD	FF	FR	YDS	T	S	A
Sept. 12	@NYG								Inactive										
Sept. 19	TB	0	0	0	0	0.0	0.0	0	0	0	0	0	0	0	0	0	0	0	0
Sept. 26	CIN								Inactive										
Oct. 3	@NO								Inactive										
Oct. 10	CHI								Inactive										
Oct. 24	SF								Inactive										
Oct. 31	@STL								Inactive										
Nov. 7	NO								Inactive										
Nov. 14	@TB	1	1	0	0	0.0	0.0	0	0	0	0	0	0	0	0	0	0	0	0
Nov. 21	BAL	0	0	0	0	0.0	0.0	1	0	0	0	0	0	0	0	0	0	0	0
Nov. 28	@CLE								Inactive										
Dec. 5	@SEA								Inactive										
Dec. 12	ATL	5	2	3	0	0.0	0.0	0	0	0	0	0	0	0	0	0	0	0	0
Dec. 19	ARI	3	1	2	0	0.0	0.0	0	0	0	0	0	0	0	0	0	0	0	0
Dec. 23	@PIT	6	2	4	0	0.0	0.0	0	0	0	0	0	0	0	0	0	0	0	0
Jan. 2	@ATL	3	2	1	0	0.0	0.0	0	0	0	0	0	0	0	0	0	0	0	0
TOTALS		15	6	9	0	0.0	0.0	1	0	0	0	0	0	0	0	0	0	0	0



CARL NICKS

77

GUARD
HT: 6-5 WT: 349
DOB: 5/14/85
NFL: 6TH YEAR
ACQ: UFA(NO), 2012
COLLEGE: NEBRASKA



ACQUIRED BY BUCS:

- x Signed by Tampa Bay on March 14, 2012 as an unrestricted free agent from New Orleans.

ORIGINALLY ENTERED NFL:

- x Originally selected by the New Orleans Saints in the fifth round (164th overall) of the 2008 NFL Draft.

CAREER HIGHLIGHTS:

- x Played four seasons (2008-11) for New Orleans before signing with Tampa Bay in 2012.
- x After moving into a starting role at left guard three games into his rookie season, has started all 68 subsequent games.
- x Two-time Pro Bowl selection (2010, 2011) and first-team All-Pro in 2011 by the Associated Press and The Sporting News.
- x Starting member of New Orleans' Super Bowl XLIV Championship team.
- x Ranked No. 76 in the NFL Network's Top 100 Players of 2012, as voted on by the league's players.
- x Key member of a Saints offensive line that surrendered only 83 sacks over the past four seasons, the third-lowest total in the NFL.
- x Blocked for an offensive unit that finished in the top 10 each of the last four seasons, culminating with a 2011 season where the group set the NFL record for total net yards.
- x Member of 2008 All-Rookie Team.

2012 HIGHLIGHTS:

- x Started Week 1 through Week 8 before being placed on Injured Reserve on October 30 with a toe injury.

- x Started his Buccaneer debut in the season opener vs. Carolina (9/9).
- x Helped the offense to 463 yards vs. Kansas City (10/14).
- x Helped the offense to 513 yards of total offense vs. New Orleans (10/21), the second-most yards in team history and the most in a home game.
- x At Minnesota (10/25), helped the offense to 416 yards, which marked the first time in franchise history that the Buccaneers recorded three consecutive games with 400-plus yards offensively.

COLLEGE/PERSONAL:

- x Appeared in 23 games at Nebraska (2004-07), starting 13, including 11 at left tackle in 2007 and two at right tackle in 2006.
- x During his two seasons with the Cornhuskers, allowed just one sack.
- x Named second-team All-Big 12 as a senior.
- x Attended Hartnell Junior College (Salinas, California) in 2005.
- x Played as a reserve defensive tackle as a freshman at New Mexico State in 2003, recording three tackles and a fumble recovery.
- x Majored in sociology.
- x Attended North Salinas High School (Salinas, California), where he was a stand-out defensive tackle and earned Defensive Lineman of the Year in 2002 for his region.
- x Sponsors the "Carl's Juniors" Front Row Fans section to provide a special gameday experience at Raymond James Stadium for local charities.

- x Greeted fans and signed autographs at the Buccaneers Official Draft Party, presented by Miller Lite, in April 2012.
- x Named to the 2011 and 2012 USA Football All-Fundamentals Teams for employing proper technique exhibiting fundamentally-sound play, earning equipment grants for his alma mater, North Salinas High School (CA).
- x Married to Bridget; the couple has one daughter, Serena.
- x Born Carl Nicks on May 14, 1985, in San Francisco, California.

NICKS' CAREER STATISTICS

Games/Starts: NO: 2008: 16/13; 2009: 16/16 (P:3/3); 2010: 16/16 (P:1/1); 2011: 16/16 (P:2/2); 2012: 7/7
Career Totals: 71/68 (P:6/6)

P=Playoffs

86

DANNY NOBLE**TIGHT END****HT: 6-5 WT: 248****DOB: 3/30/89****NFL: 2ND YEAR****ACQ: FA , 2012****COLLEGE: TOLEDO****ACQUIRED BY BUCS:**

- x Signed by Tampa Bay on May 7, 2012 as a college free agent.

2012 HIGHLIGHTS:

- x Made NFL debut vs. Carolina (9/9).
- x Placed on Injured Reserve on October 30 with a hamstring injury, ending his season.

COLLEGE/PERSONAL:

- x Played four seasons at Toledo (2008-11), starting 37-of-50 games, recording 48 receptions for 555 yards, with a 74-yard long reception and seven touchdowns.
- x Was second on the team with four touchdown catches and tied for fourth on the team with 18 receptions as a junior.

- x Attended Elyria High School (Elyria, Ohio).
- x Named the Lorain-Medina County Defensive Player of the Year by the Cleveland Plain-Dealer.
- x Chosen first-team All-Northeast Lakes District and Division I special mention all-state.
- x Rated as the No. 55 player in Ohio by Ohio High Magazine.
- x Selected to play in the North-South All-Star Game.
- x Majored in individualized studies.
- x Has two daughters, Alisa and Aleigha.
- x Son of Danny Noble, Sr.
- x Born Danny Lee Noble, Jr. on March 30, 1989, in Elyria, Ohio.

NOBLE'S CAREER STATISTICS

YEAR	TEAM	GP	GS	RECEIVING				LG	TD
				NO	YDS	AVG			
2012	Tampa Bay	4	0	0	0	-		-	0
NFL Totals		4	0	0	0	-		-	0

NOBLE'S GAME-BY-GAME STATISTICS**2012**

DATE	OPP	NO	YDS	RECEIVING				ATT	YDS	RUSHING			
				AVG	LG	TD				AVG	LG	TD	
Sept. 9	CAR	0	0	-	-	0	0	0	0	-	-	0	
Sept. 16	@NYG	0	0	-	-	0	0	0	0	-	-	0	
Sept. 23	@DAL	0	0	-	-	0	0	0	0	-	-	0	
Sept. 30	WAS	0	0	-	-	0	0	0	0	-	-	0	
Oct. 14	KC												
Oct. 21	NO												
Oct. 25	@MIN												
Nov. 4	@OAK												
Nov. 11	SD												
Nov. 18	@CAR												
Nov. 25	ATL												
Dec. 2	@DEN												
Dec. 9	PHI												
Dec. 16	@NO												
Dec. 23	STL												
Dec. 30	@ATL												
TOTALS		0	0	-	-	0	0	0	0	-	-	0	

46

TROY NOLAN

SAFETY


HT: 6-2 WT: 202

DOB: 9/7/86

NFL: 5TH YEAR

ACQ: FA, 2013

COLLEGE: ARIZONA STATE

**ACQUIRED BY BUCS:**

- x Signed by Tampa Bay on July 29, 2013 as a free agent.

ORIGINALLY ENTERED NFL:

- x Originally selected by the Houston Texans in the seventh round (223rd overall) of the 2009 NFL Draft.

CAREER HIGHLIGHTS:

- x Played in 38 career games, with seven starts, totaling 73 tackles, seven passes defended, three interceptions and 1.5 sacks.
- x Recorded first career sack at Jacksonville (1/2/11), while adding six tackles and an interception.
- x Intercepted two passes at Oakland (10/3/10).
- x Made first career start against the New York Giants (10/10/10), making seven tackles.
- x Made NFL debut against Indianapolis (9/12/10).

2012 HIGHLIGHTS:

- x Spent time with Miami, Houston and Chicago, playing in 8 games and recording five tackles.

COLLEGE/PERSONAL:

- x Started all 25 games his last two seasons at Arizona State (2007-08), where he was a team captain, recording 128 tackles, 13 passes defended and 10 interceptions.
- x Scored five career defensive touchdowns, with four interception returns and one fumble return.
- x Tallied six interceptions in 2007, the most by a Sun Devil since 1989.
- x Redshirted in 2006.
- x Played at College of the Canyons (2004-05) before attending Arizona State.
- x Named All-Western States Conference first-team defense in 2005 after helping lead the team to the Western States Conference Championship.
- x In 2004, was part of the team that won the National Championship, Western States Conference Championship and the California State Championship.
- x Graduated with a degree in interdisciplinary studies.
- x Attended El Camino Relia High School (Woodland Hills, California).
- x Was the West Valley Conference Most Valuable Player as a senior, earning first-team all-conference on defense and second-team all-conference on offense.
- x Born Troy Nolan on September 7, 1986 in Los Angeles, California.

NOLAN'S CAREER STATISTICS

YEAR	TEAM	GP	GS	TACKLES				SK	YDS	INTERCEPTIONS				FUMBLES				TACKLES				ST
				TOT	SOLO	ASST				NO	YDS	LG	TD	PD	FF	FR		YDS	T	S	A	
2009	Houston									Injured Reserve												
2010	Houston	16	3	36	27	9		1.0	8.0	3	35	21	0	4	0	0	0	-	-	-		
2011	Houston	14	3	32	24	8		0.5	0.5	0	0	0	0	3	0	0	0	-	-	-		
2012	Three teams	7	1	5	4	1		0.0	0.0	0	0	0	0	0	0	0	0	-	-	-		
NFL Totals		37	7	73	55	18		1.5	8.5	3	35	21	0	7	0	0	0	-	-	-		

NOLAN'S GAME-BY-GAME STATISTICS

OWNERSHIP

PLAYERS

2012 REVIEW

HISTORY

RECORDS

SIDELINES

2012 (W/HOUSTON)

DATE	OPP	TACKLES			TFL	SK	YDS	QB	INTERCEPTIONS					FUMBLES			ST TACKLES		
		T	S	A					NO	YDS	LG	TD	PD	FF	FR	YDS	T	S	A
Sept. 9	@HOU*	1	0	0	0	0	0.0	0.0	0	0	0	0	0	0	0	0	-	-	-
Sept. 16	OAK*	1	0	0	0	0	0.0	0.0	0	0	0	0	0	0	0	0	-	-	-
Sept. 23	NYJ*	1	0	0	0	0	0.0	0.0	0	0	0	0	0	0	0	0	-	-	-
Sept. 30	TEN								Not With Team										
Oct. 8	NYJ	1	0	0	0	0	0	0	0	0	0	0	0	0	0	0	-	-	-
Oct. 14	GB	1	1	4	4	0	0.0	0.0	0	0	0	0	0	0	0	0	-	-	-
Oct. 21	BAL	1	0	1	0	0	0.0	0.0	0	0	0	0	0	0	0	0	-	-	-
Nov. 4	BUF	1	0	0	0	0	0	0	0	0	0	0	0	0	0	0	-	-	-
Nov. 11	@CH								Inactive										
Nov. 18	JAX								Not With Team										
Nov. 22	@DET								Not With Team										
Dec. 2	@TEN								Not With Team										
Dec. 10	@NE								Not With Team										
Dec. 16	IND								Not With Team										
Dec. 23	MIN								Not With Team										
Dec. 30	@IND**																		
TOTALS		0	0	0	0	0.0	0.0	0	0	0	0	0	0	0	0	0	5	3	2

* = Games played with Miami

** = Games played with Chicago


2011 (W/HOUSTON)

DATE	OPP	TACKLES			TFL	SK	YDS	QB	INTERCEPTIONS					FUMBLES			ST TACKLES		
		T	S	A					NO	YDS	LG	TD	PD	FF	FR	YDS	T	S	A
Sept. 9	IND	1	0	0	0	0	0.0	0.0	0	0	0	0	0	0	0	0	-	-	-
Sept. 18	@MIA	1	0	3	1	2	0.0	0.0	0	0	0	0	0	0	0	0	-	-	-
Sept. 25	@NO	1	0	5	5	0	0.0	0.0	0	0	0	0	0	0	0	0	-	-	-
Oct. 2	PIT	1	0	3	3	0	0.0	0.0	0	0	0	0	1	0	0	0	-	-	-
Oct. 9	OAK	1	0	1	0	1	0.5	0.5	0	0	0	0	0	0	0	0	-	-	-
Oct. 16	@BAL	1	0	0	0	0	0.0	0.0	0	0	0	0	0	0	0	0	-	-	-
Oct. 23	@TEN	1	0	2	2	0	0.0	0.0	0	0	0	0	1	0	0	0	-	-	-
Oct. 30	JAX	1	1	5	5	0	0.0	0.0	0	0	0	0	0	0	0	0	-	-	-
Nov. 6	CLE	1	1	2	1	1	0.0	0.0	0	0	0	0	0	0	0	0	-	-	-
Nov. 13	@TB	1	1	6	4	2	0.0	0.0	0	0	0	0	0	0	0	0	-	-	-
Nov. 27	@JAX	1	0	0	0	0	0.0	0.0	0	0	0	0	0	0	0	0	-	-	-
Dec. 4	ATL	1	0	4	3	1	0.0	0.0	0	0	0	0	1	0	0	0	-	-	-
Dec. 11	@CIN	1	0	1	0	1	0.0	0.0	0	0	0	0	0	0	0	0	-	-	-
Dec. 18	CAR	1	0	0	0	0	0.0	0.0	0	0	0	0	0	0	0	0	-	-	-
Dec. 22	@IND								Inactive										
Jan. 1	TEN								Inactive										
TOTALS		16	13	3	0	0.0	0.0	0	0	0	0	0	1	0	0	0	1	0	1

2010 (W/HOUSTON)

DATE	OPP	TACKLES			TFL	SK	YDS	QB	INTERCEPTIONS					FUMBLES			ST TACKLES		
		T	S	A					NO	YDS	LG	TD	PD	FF	FR	YDS	T	S	A
Sept. 12	IND	1	0	0	0	0	0.0	0.0	0	0	0	0	0	0	0	0	-	-	-
Sept. 19	at WAS	1	0	0	0	0	0.0	0.0	0	0	0	0	0	0	0	0	-	-	-
Sept. 26	DAL	1	0	0	0	0	0.0	0.0	0	0	0	0	0	0	0	0	-	-	-
Oct. 3	at OAK	1	0	4	3	1	0.0	0.0	2	34	20	0	2	0	0	0	-	-	-
Oct. 10	NYG	1	1	7	5	2	0.0	0.0	0	0	0	0	0	0	0	0	-	-	-
Oct. 17	KC	1	0	4	4	0	0.0	0.0	0	0	0	0	0	0	0	0	-	-	-
Nov. 1	at IND	1	0	0	0	0	0.0	0.0	0	0	0	0	0	0	0	0	-	-	-
Nov. 7	SD	1	0	0	0	0	0.0	0.0	0	0	0	0	0	0	0	0	-	-	-
Nov. 14	at JAX	1	0	2	2	0	0.0	0.0	0	0	0	0	0	0	0	0	-	-	-
Nov. 21	at NYJ	1	0	0	0	0	0.0	0.0	0	0	0	0	1	0	0	0	-	-	-
Nov. 28	TEN	1	0	1	1	0	0.0	0.0	0	0	0	0	0	0	0	0	-	-	-
Dec. 2	at PHI	1	0	1	0	1	0.0	0.0	0	0	0	0	0	0	0	0	-	-	-
Dec. 13	BAL	1	0	1	1	0	0.0	0.0	0	0	0	0	1	0	0	0	-	-	-
Dec. 19	at TEN	1	0	4	2	2	0.0	0.0	0	0	0	0	0	0	0	0	-	-	-
Dec. 26	at DEN	1	1	6	4	2	0.0	0.0	0	0	0	0	0	0	0	0	-	-	-
Jan. 2	JAX	1	1	6	5	1	1.0	8.0	1	1	1	0	0	0	0	0	-	-	-
TOTALS		16	3	36	27	9	1	8	3	35	20	0	4	0	0	0	-	-	-

85

KEVIN OGLETREE**WIDE RECEIVER****HT: 6-1 WT: 198****DOB: 8/5/87****NFL: 5TH YEAR****ACQ: UFA(DAL), 2013****COLLEGE: VIRGINIA****ACQUIRED BY BUCS:**

- x Signed by Tampa Bay on March 14, 2013 as an unrestricted free agent from Dallas.

ORIGINALLY ENTERED NFL:

- x Originally entered the NFL as a college free agent with the Dallas Cowboys on April 27, 2009.

CAREER HIGHLIGHTS:

- x Played in 46 career games with two starts, totaling 57 receptions for 730 yards (12.8 avg) and four touchdowns. He also returned 20 kicks for 389 yards.
- x Made his first career start at San Francisco (9/18/11), finishing the game with 2 receptions for 50 yards.
- x Made NFL debut at Kansas City (10/11/09), recording four kick returns for 94 yards.

2012 HIGHLIGHTS:

- x Played in 15 games with one start, finishing the year with 32 catches for 436 yards and four touchdowns, all career-highs.
- x Had a career day in the season opener at N.Y. Giants (9/5), finishing the game with eight receptions for 114 yards and two touchdowns. It was his first career 100-yard receiving day, as well as his first career multi-touchdown game.
- x Finished game at Atlanta (11/4), with three catches for 96 yards (32.0 avg.) and one touchdown. His 32.0 average was the highest single-game yards-per catch average of his career, as well as the highest of any Cowboy in 2012. Also had a career long 65-yard reception.

COLLEGE/PERSONAL:

- x Played 31 games at Virginia (2005-08), starting 21 of the final 22. He finished his Cavalier career with 117 receptions for 1,332 yards (11.4 avg.) and nine touchdowns.
- x Recorded 58 receptions for 723 yards (12.5 avg.) and five touchdowns as a red-shirt junior, leading the team in each category. He also returned 15 kicks for 274 yards (18.3 avg.).
- x Redshirted in 2007.
- x Became the team's number one receiver as a true sophomore, leading the team in receptions (52), yards (582) and receiving touchdowns (four).
- x Majored in sociology.
- x Attended Holy Cross High School (Queens, New York).
- x Earned Daily News and Newsday Player of the Year honors as a senior, finishing the season with 61 receptions for 1,170 yards and 19 touchdowns, all which set new league records.
- x Also played on defense, intercepting five passes.
- x Born Kevin Ogletree on August 5, 1987 in Queens, New York.

OGLETREE'S CAREER STATISTICS

YEAR	TEAM	GP	GS	RECEIVING			LG	TD	RUSHING			LG	TD
				NO	YDS	AVG			ATT	YDS	AVG		
2009	Dallas	11	0	7	96	13.7	21	0	1	6	6.0	6	0
2010	Dallas	6	0	3	34	11.3	19	0	0	0	-	-	0
2011	Dallas	14	1	15	164	10.9	33	0	2	3	1.5	7	0
2012	Dallas	15	1	32	436	13.6	65	4	2	9	4.5	5	0
NFL Totals		46	2	57	730	12.8	65	4	5	18	3.6	7	0

PLAYOFFS YEAR	TEAM	GP	GS	RECEIVING			LG	TD	RUSHING			LG	TD
				NO	YDS	AVG			ATT	YDS	AVG		
2009	Dallas	2	0	1	5	5.0	5	0	0	0	-	-	0
Postseason		2	0	1	5	5.0	5	0	0	0	-	-	0

YEAR	TEAM	KICKOFF RETURNS					PUNT RETURNS					LG	TD
		NO	YDS	AVG	LG	TD	NO	FC	YDS	AVG	LG		
2009	Dallas	8	166	20.8	32	0	1	0	0	0.0	0	0	0
2010	Dallas	6	109	18.2	31	0	0	0	0	-	-	0	0
2011	Dallas	6	114	19.0	25	0	2	0	35	17.5	25	0	0
Totals		20	389	19.5	32	0	3	0	35	17.5	25	0	0

PLAYOFFS YEAR	TEAM	KICKOFF RETURNS					PUNT RETURNS					LG	TD
		NO	YDS	AVG	LG	TD	NO	FC	YDS	AVG	LG		
2009	Dallas	7	98	14.0	21	0	0	0	0	-	-	0	0
Totals		7	98	14.0	21	0	0	0	0	-	-	0	0

SINGLE-GAME HIGHS

Receptions: 8, at New York Giants, 9/5/12 (w/Dallas)
Receiving Yards: 114, at New York Giants, 9/5/12 (w/Dallas)
Receiving TDs: 2, at New York Giants, 9/5/12 (w/Dallas)
Long Reception: 65, at Atlanta, 11/4/12 (w/Dallas)

ADDITIONAL STATS

Special Teams Tackles: 2 in 2009 (1 in postseason); 3 in 2010

OGLETREE'S GAME-BY-GAME STATISTICS

2012

DATE	OPP	NO	YDS	RECEIVING			TD	ATT	YDS	RUSHING			TD
				AVG	LG	TD				AVG	LG	TD	
Sept. 5	@NYG	8	114	14.3	40t	2	0	0	0	-	-	0	0
Sept. 16	@SEA	1	26	26.0	26	0	1	5	5.0	5	0	0	0
Sept. 23	TB	5	57	11.4	19	0	0	0	0	-	-	0	0
Oct. 1	CHI	3	24	8.0	13	0	1	4	4.0	4	0	0	0
Oct. 14	@BAL	0	0	-	-	0	0	0	0	-	-	0	0
Oct. 21	@CAR	4	27	6.8	11	0	0	0	0	-	-	0	0
Oct. 28	NYG	0	0	-	-	0	0	0	0	-	-	0	0
Nov. 4	@ATL	3	96	32.0	65	1	0	0	0	-	-	0	0
Nov. 11	@PHI	0	0	-	-	0	0	0	0	-	-	0	0
Nov. 18	CLE	1	10	10.0	10	0	0	0	0	-	-	0	0
Nov. 22	WAS				Inactive								
Dec. 2	PHI	1	8	8.0	8	0	0	0	0	-	-	0	0
Dec. 9	@CIN	2	28	14.0	23	0	0	0	0	-	-	0	0
Dec. 16	PIT	1	9	9.0	9	0	0	0	0	-	-	0	0
Dec. 23	NO	1	12	12.0	12	0	0	0	0	-	-	0	0
Dec. 30	@WAS	2	25	12.5	15	1	0	0	0	-	-	0	0
TOTALS		32	436	13.6	65	4	2	9	4.5	5	0	0	0

2011

DATE	OPP	NO	RECEIVING				ATT	RUSHING			
			YDS	AVG	LG	TD		YDS	AVG	LG	TD
Sept. 11	@NYJ	2	12	6.0	7	0	1	7	7.0	7	0
Sept. 18	@SF	2	50	25.0	33	0	1	-4	-4.0	-4	0
Sept. 26	WAS	3	19	6.3	20	0	0	0	-	-	0
Oct. 2	DET	1	13	13.0	13	0	0	0	-	-	0
Oct. 16	@NE	1	12	12.0	12	0	0	0	-	-	0
Oct. 23	STL	0	0	-	-	0	0	0	-	-	0
Oct. 30	@PHI	0	0	-	-	0	0	0	-	-	0
Nov. 6	SEA	0	0	-	-	0	0	0	-	-	0
Nov. 13	BUF	1	17	17.0	17	0	0	0	-	-	0
Nov. 20	@WAS	1	12	12.0	12	0	0	0	-	-	0
Nov. 24	MIA	0	0	-	-	0	0	0	-	-	0
Dec. 4	@ARI	3	25	8.3	11	0	0	0	-	-	0
Dec. 11	NYG	0	0	-	-	0	0	0	-	-	0
Dec. 17	@TB	1	4	4.0	4	0	0	0	-	-	0
Dec. 24	PHI				Inactive						
Jan. 1	@NYG				Inactive						
TOTALS		15	164	10.9	33	0	2	3	1.5	7	0

2011

DATE	OPP	NO	KICKOFF RETURNS				NO	FC	PUNT RETURNS			
			YDS	AVG	LG	TD			YDS	AVG	LG	TD
Sept. 11	@NYJ	0	0	-	-	0	0	0	0	-	-	0
Sept. 18	@SF	0	0	-	-	0	0	0	0	-	-	0
Sept. 26	WAS	0	0	-	-	0	0	0	0	-	-	0
Oct. 2	DET	0	0	-	-	0	0	0	0	-	-	0
Oct. 16	@NE	0	0	-	-	0	0	0	0	-	-	0
Oct. 23	STL	0	0	-	-	0	0	0	0	-	-	0
Oct. 30	@PHI	3	50	16.7	19	0	2	0	35	17.5	25	0
Nov. 6	SEA	2	39	19.5	20	0	0	0	0	-	-	0
Nov. 13	BUF	0	0	-	-	0	0	0	0	-	-	0
Nov. 20	@WAS	0	0	-	-	0	0	0	0	-	-	0
Nov. 24	MIA	0	0	-	-	0	0	0	0	-	-	0
Dec. 4	@ARI	0	0	-	-	0	0	0	0	-	-	0
Dec. 11	NYG	1	25	25.0	25	0	0	0	0	-	-	0
Dec. 17	@TB	0	0	-	-	0	0	0	0	-	-	0
Dec. 24	PHI					Inactive						
Jan. 1	@NYG					Inactive						
TOTALS		6	114	19.0	25	0	2	0	35	17.5	25	0

2010

DATE	OPP	NO	RECEIVING				ATT	RUSHING			
			YDS	AVG	LG	TD		YDS	AVG	LG	TD
Sept. 12	@WAS	0	0	-	-	0	0	0	-	-	0
Sept. 19	CHI	0	0	-	-	0	0	0	-	-	0
Sept. 26	@HOU	0	0	-	-	0	0	0	-	-	0
Oct. 10	TEN	0	0	-	-	0	0	0	-	-	0
Oct. 17	@MIN					Inactive					
Oct. 25	NYG					Inactive					
Oct. 31	JAC					Inactive					
Nov. 7	@GB					Inactive					
Nov. 14	@NYG					Inactive					
Nov. 21	DET					Inactive					
Nov. 25	NO					Inactive					
Dec. 5	@IND	0	0	-	-	0	0	0	-	-	0
Dec. 12	PHI	3	34	11.3	19	0	0	0	-	-	0
Dec. 19	WAS					Injured Reserve					
Dec. 25	@ARI					Injured Reserve					
Jan. 2	@PHI					Injured Reserve					
TOTALS		24	239	10.0	27	0	0	0	-	-	0

2010

DATE	OPP	NO	YDS	AVG	LG	TD	NO	FC	YDS	AVG	LG	TD
Sept. 12	@WAS	1	13	13.0	13	0	0	0	0	-	-	0
Sept. 19	CHI	0	0	-	-	0	0	0	0	-	-	0
Sept. 26	@HOU	0	0	-	-	0	0	0	0	-	-	0
Oct. 10	TEN	1	15	15.0	15	0	0	0	0	-	-	0
Oct. 17	@MIN					Inactive						
Oct. 26	NYG					Inactive						
Oct. 31	JAC					Inactive						
Nov. 7	@GB					Inactive						
Nov. 14	@NYG					Inactive						
Nov. 21	DET	0	0	-	-	0	0	0	0	-	-	0
Nov. 26	NO	0	0	-	-	0	0	0	0	-	-	0
Dec. 5	@IND	0	0	-	-	0	0	0	0	-	-	0
Dec. 12	PHI	4	81	20.3	31	0	0	0	0	-	-	0
Dec. 19	WAS					Injured Reserve						
Dec. 25	@ARI					Injured Reserve						
Jan. 2	@PHI					Injured Reserve						
TOTALS		6	109	18.2	31	0	0	0	0	-	-	0

2009

DATE	OPP	NO	YDS	AVG	LG	TD	ATT	YDS	AVG	LG	TD
Sept. 13	@TB				Inactive						
Sept. 20	NYG				Inactive						
Sept. 28	CAR				Inactive						
Oct. 4	@DEN				Inactive						
Oct. 11	@KC	0	0	-	-	0	0	0	-	-	0
Oct. 15	ATL				Inactive						
Nov. 1	SEA	1	19	19.0	19	0	0	0	-	-	0
Nov. 8	@PHI	2	38	19.0	21	0	1	6	6.0	6	0
Nov. 15	@GB	1	1	1.0	1	0	0	0	-	-	0
Nov. 22	WAS	0	0	-	-	0	0	0	-	-	0
Nov. 26	OAK	0	0	-	-	0	0	0	-	-	0
Dec. 6	@NYG	0	0	-	-	0	0	0	-	-	0
Dec. 13	SD	0	0	-	-	0	0	0	-	-	0
Dec. 19	@NO	2	23	11.5	17	0	0	0	-	-	0
Dec. 27	@WAS	0	0	-	-	0	0	0	-	-	0
Jan. 3	PHI	1	15	15.0	15	0	0	0	-	-	0
TOTALS		7	96	13.7	21	0	1	6	6.0	6	0
PLAYOFFS											
Jan. 9	PHI	1	5	5.0	5	0	0	0	-	-	0
Jan. 17	@MIN	0	0	-	-	0	0	0	-	-	0
TOTALS		1	5	5.0	5	0	0	0	-	-	0

2009

DATE	OPP	NO	YDS	AVG	LG	TD	NO	FC	YDS	AVG	LG	TD
Sept. 13	@TB					Inactive						
Sept. 20	NYG					Inactive						
Sept. 28	CAR					Inactive						
Oct. 4	@DEN					Inactive						
Oct. 11	@KC	4	94	23.5	32	0	0	0	0	-	-	0
Oct. 25	ATL					Inactive						
Nov. 1	SEA	0	0	-	-	0	0	0	0	-	-	0
Nov. 8	@PHI	0	0	-	-	0	0	0	0	-	-	0
Nov. 15	@GB	1	22	22.0	22	0	0	0	0	-	-	0
Nov. 22	WAS	0	0	-	-	0	0	0	0	-	-	0
Nov. 26	OAK	0	0	-	-	0	1	0	0	0.0	0	0
Dec. 6	@NYG	2	30	15.0	17	0	0	0	0	-	-	0
Dec. 13	SD	0	0	-	-	0	0	0	0	-	-	0
Dec. 19	@NO	0	0	-	-	0	0	0	0	-	-	0
Dec. 27	@WAS	1	20	20.0	20	0	0	0	0	-	-	0
Jan. 3	PHI	0	0	-	-	0	0	0	0	-	-	0
TOTALS		8	166	20.8	32	0	1	0	0	0.0	0	0
PLAYOFFS												
Jan. 9	PHI	1	10	10.0	10	0	0	0	0	-	-	0
Jan. 17	@MIN	6	88	14.7	21	0	0	0	0	-	-	0
TOTALS		7	98	14.0	21	0	0	0	0	-	-	0

6

DAN ORLOVSKY**QUARTERBACK****HT: 6-5 WT: 230****DOB: 8/18/83****NFL: 9TH YEAR****ACQ: UFA(IND), 2012****COLLEGE: CONNECTICUT****ACQUIRED BY BUCS:**

- × Signed by Tampa Bay on March 15, 2012 as an unrestricted free agent from Indianapolis.

ORIGINALLY ENTERED NFL:

- × Originally selected by the Detroit Lions in the fifth round (145th overall) of the 2005 NFL Draft.

CAREER HIGHLIGHTS:

- × Has played for Detroit, Houston and Indianapolis, appearing in 21 career games, with 12 starts.
- × Completed 272-of-465 passes (58.5 pct.) for 2,880 yards, with 14 touchdowns and 12 interceptions, for a passer rating of 75.9.
- × Played first four seasons with Detroit, appearing in 12 games with seven starts. All seven starts came in 2008, when he set career high in completions (143), attempts (255), passing yards (1,616) touchdown passes (8) and interceptions (8).
- × Played two seasons in Houston (2009-10), appearing in one game without attempting a pass.
- × Appeared in eight games, starting five, in lone season with the Colts in 2011. Set career-high in completion percentage (63.2) and passer rating (82.4) by completing 122-of-193 passes for 1,201 yards, six touchdowns and four interceptions. Led Indianapolis to wins in two of final three games after a 0-13 start.
- × Made his first start as a Colt at New England on December 4, 2011, completing 30-of-37 for 353 yards and two touchdowns, setting career highs in passing yards, completions, completion percentage (81.1), and passer rating (113.2).

- × Threw a career-long 96-yard touchdown to Detroit wide receiver Calvin Johnson at Houston on October 19, 2008.

2012 HIGHLIGHTS:

- × Served as the primary backup quarterback in 15 games on the season.
- × Made debut as a Buccaneer at New Orleans (12/16), completing four-of-seven passes for 51 yards.

COLLEGE/PERSONAL:

- × In 46 collegiate games at Connecticut (2001-04), completed 916-of-1,567 passes for 10,706 yards and 84 touchdowns, all of which are school records. Led the Huskies to their first ever bowl appearance as a senior in 2004.
- × As a junior in 2003, recorded career highs in attempts (457), yards (3,485) and touchdowns (33).
- × Attended Shelton High School (Shelton, Connecticut), where he earned All-America honors from Prep Football Report, SuperPrep and Prep Star, and was named All-State, Class LL MVP and the New Haven Register's Connecticut Player of the Year.
- × As a senior, threw for 2,489 yards and 58 touchdowns as his team recorded a perfect 12-0 record en route to a state championship.
- × Supports the Florida Chapter of March of Dimes, a nonprofit committed to researching and preventing premature birth and birth defects while providing support to families in need.
- × Married to the former Tiffany Leshner, with triplet sons: Hunter, Madden and Noah.
- × Born Daniel John Orlovsky on August 18, 1983 in Shelton, Connecticut.

ORLOVSKY'S CAREER STATISTICS

YEAR	TEAM	PASSING										YDS		
		GP	GS	ATT	CMP	PCT	YDS	YDS/ATT	TD	INT	LG	SK	LST	RATING
2005	Detroit	2	0	17	7	41.2	63	3.7	0	0	20	1	3	51.8
2006	Detroit	0	0	0	0	-	0	-	0	0	-	0	0	-
2007	Detroit	0	0	0	0	-	0	-	0	0	-	0	0	-
2008	Detroit	10	7	255	143	56.1	1,616	6.3	8	8	96t	14	95	72.6
2009	Houston	0	0	0	0	-	0	-	0	0	-	0	0	-
2010	Houston	1	0	0	0	-	0	-	0	0	-	0	0	-
2011	Indianapolis	8	5	193	122	63.2	1,201	6.2	6	4	40	14	84	82.4
2012	Tampa Bay	1	0	0	0	-	0	-	0	0	-	0	0	-
NFL Totals		22	12	465	272	58.5	2,880	6.2	14	12	96t	29	182	75.9

RUSHING

YEAR	TEAM	ATT	YDS	AVG	LG	TD
2005	Detroit	0	0	-	-	0
2006	Detroit	0	0	-	-	0
2007	Detroit	0	0	-	-	0
2008	Detroit	7	29	4.1	10	0
2009	Houston	0	0	-	-	0
2010	Houston	0	0	-	-	0
2011	Indianapolis	6	5	0.8	7	0
2012	Tampa Bay	0	0	-	-	0
Totals		13	34	2.6	10	0

ADDITIONAL STATS

Fumbles-Lost: 11-4 – 1-1 in 2005, 3-0 in 2008, 7-3 in 2011.

SINGLE-GAME HIGHS

Pass Attempts: 47, at Chicago, 11/2/08 (w/Detroit)

Pass Completions: 30, at New England, 12/4/11 (w/Indianapolis)

Passing Yards: 353, at New England, 12/4/11 (w/Indianapolis)

Touchdowns: 2, three times, last at New England, 12/4/11 (w/Indianapolis)

Quarterback Rating: 113.2, at New England, 12/4/11 (w/Indianapolis)

Long Pass: 96t, at Houston, 10/19/08 (w/Detroit)

ORLOVSKY'S GAME-BY-GAME STATISTICS

2012

DATE	OPP	PASSING						INT	LG	SK-YDS	RATING
		ATT	CMP	PCT	YDS	YDS/ATT	TD				
Sept. 9	CAR				Did Not Play						
Sept. 16	@NYG				Did Not Play						
Sept. 23	@DAL				Did Not Play						
Sept. 30	WAS				Did Not Play						
Oct. 14	KC				Did Not Play						
Oct. 21	NO				Did Not Play						
Oct. 25	@MIN				Did Not Play						
Nov. 4	@OAK				Did Not Play						
Nov. 11	SD				Did Not Play						
Nov. 18	@CAR				Did Not Play						
Nov. 25	ATL				Did Not Play						
Dec. 2	@DEN				Did Not Play						
Dec. 9	PHI				Did Not Play						
Dec. 16	@NO	7	4	57.1	51	7.3	0	0	24	0/0	80.1
Dec. 23	STL				Did Not Play						
Dec. 30	@ATL				Did Not Play						
TOTALS		7	4	57.1	51	7.3	0	0	24	0/0	80.1

2011 (W/INDIANAPOLIS)

DATE	OPP	ATT	CMP	PCT	PASSING		TD	INT	LG	SK-YDS	RATING
					YDS	YDS/ATT					
Sept. 11	@HOU						Not with Team				
Sept. 18	CLE						Not with Team				
Sept. 25	PIT						Not with Team				
Oct. 3	@TB						Did Not Play				
Oct. 9	KC						Did Not Play				
Oct. 16	@CIN						Did Not Play				
Oct. 23	@NO	5	3	60.0	35	7.0	0	0	19	0/0	81.2
Oct. 30	@TEN						Did Not Play				
Nov. 6	ATL	6	4	66.7	20	3.3	0	0	9	0/0	71.5
Nov. 13	JAC	10	7	70.0	67	6.7	0	0	13	2/9	88.3
Nov. 27	CAR						Did Not Play				
Dec. 4	@NE	37	30	81.1	353	9.5	2	1	40	2/15	113.2
Dec. 11	@BAL	37	17	45.9	136	3.7	1	1	13t	4/19	53.4
Dec. 18	TEN	17	11	64.7	82	4.8	1	0	18t	0/0	95.7
Dec. 22	HOU	41	23	56.1	244	5.9	1	0	34	3/19	81.8
Jan. 1	@JAC	40	27	67.5	264	6.6	1	2	21	3/22	73.3
TOTALS		193	122	63.2	1,201	6.2	6	4	40	14/84	82.4

2010 (W/HOUSTON)

DATE	OPP	ATT	CMP	PCT	PASSING		TD	INT	LG	SK-YDS	RATING
					YDS	YDS/ATT					
Sept. 12	IND						Inactive				
Sept. 19	@WAS						Inactive				
Sept. 26	DAL						Inactive				
Oct. 3	@OAK						Inactive				
Oct. 10	@NYG						Inactive				
Oct. 17	KC						Inactive				
Nov. 1	@IND						Inactive				
Nov. 7	SD						Inactive				
Nov. 15	@JAC						Inactive				
Nov. 21	@NYJ						Inactive				
Nov. 28	TEN						Inactive				
Dec. 2	@PHI	0	0	-	0	0.0	0	0	-	0/0	-
Dec. 13	BAL						Inactive				
Dec. 19	@TEN						Inactive				
Dec. 26	@DEN						Inactive				
Jan. 2	JAC						Inactive				
TOTALS		0	0	-	0	0	0	0	-	0/0	-

2008 (W/DETROIT)

DATE	OPP	ATT	CMP	PCT	PASSING		TD	INT	LG	SK-YDS	RATING
					YDS	YDS/ATT					
Sept. 7	@ATL						Did Not Play				
Sept. 14	GB	4	2	50.0	6	1.5	0	0	3	0/0	56.2
Sept. 21	@SF	1	0	00.0	0	0.0	0	1	0	0/0	00.0
Oct. 5	CHI	23	13	56.5	97	4.2	0	1	25	1/9	48.6
Oct. 12	@MIN	21	12	57.1	150	7.1	1	0	37	6/38	95.3
Oct. 19	@HOU	25	12	48.0	265	10.6	1	0	96t	2/16	99.6
Oct. 26	WAS	35	21	60.0	223	6.4	1	0	31	1/6	88.2
Nov. 2	@CHI	47	28	59.6	292	6.2	2	2	22	2/12	74.1
Nov. 9	JAC						Inactive				
Nov. 16	@CAR						Inactive				
Nov. 23	TB						Inactive				
Nov. 27	TEN						Inactive				
Dec. 7	MIN						Inactive				
Dec. 14	@IND	34	23	67.6	233	6.9	1	0	33t	0/0	96.8
Dec. 21	NO	23	10	43.5	125	5.4	0	2	28	1/9	24.7
Dec. 28	@GB	42	22	52.4	225	5.4	2	2	36	1/5	64.1
TOTALS		255	143	56.1	1,616	6.3	8	8	96T	14/95	72.6

2005 (W/DETROIT)

DATE	OPP	ATT	CMP	PCT	PASSING		TD	INT	LG	SK-YDS	RATING
					YDS	YDS/ATT					
Sept. 11	GB					Did Not Play					
Sept. 18	@CHI	6	2	33.3	20	3.3	0	0	10	0/0	43.8
Oct. 2	@TB					Did Not Play					
Oct. 9	BAL					Did Not Play					
Oct. 16	CAR					Did Not Play					
Oct. 23	@CLE					Inactive					
Oct. 30	CHI					Inactive					
Nov. 6	@MIN					Did Not Play					
Nov. 13	ARI					Inactive					
Nov. 20	@DAL					Inactive					
Nov. 24	ATL	11	5	45.5	43	3.9	0	0	20	1/3	56.2
Dec. 4	MIN					Inactive					
Dec. 11	@GB					Inactive					
Dec. 18	CIN					Inactive					
Dec. 24	@NO					Did Not Play					
Jan. 1	@PIT					Did Not Play					
TOTALS		17	7	41.2	63	3.7	0	0	20	1/3	51.8

80

CHRIS OWUSU**WIDE RECEIVER****HT: 6-2 WT: 200****DOB: 1/6/90****NFL: 2ND YEAR****ACQ: FA, 2012****COLLEGE: STANFORD****ACQUIRED BY BUCS:**

- x Signed by Tampa Bay on September 21, 2012, from the San Diego Chargers practice squad.

ORIGINALLY ENTERED NFL:

- x Originally entered the NFL as a college free agent with the San Francisco 49ers on April 29, 2012.

2012 HIGHLIGHTS:

- x Released by San Francisco on August 31, 2012, during final cuts.
- x Signed to the San Diego practice squad on September 4, 2012.
- x Signed by Tampa Bay from San Diego's practice squad on September 21, 2012.
- x Made NFL debut vs. San Diego (11/11).
- x Recorded first career reception at New Orleans (12/16).

COLLEGE/ PERSONAL:

- x Played four seasons at Stanford (2008-11), recording 102 receptions for 1,534 yards and 10 touchdowns, in addition to 78 kickoff returns for 2,132 yards (27.3 avg.) and three touchdowns.
- x Despite missing playing time due to injury his senior year, finished as the team's second-leading receiver with 35 receptions for 376 yards and two touchdowns.
- x His 27.3 yard kickoff return average in 78 career kickoff returns ranked second on Stanford's all-time list.
- x Majored in human biology.
- x Attended Oaks Christian School (Westlake Village, California), where he was ranked as the No. 36 wide receiver in the country, the No. 34 overall recruit in California and the No. 240 overall recruit in the nation by Rivals.com.

- x Named All-American wide receiver by SuperPrep.
- x As a senior, caught 32 passes for 563 yards and six touchdowns.
- x All-state sprinter as a junior in 2007, breaking the Ventura County meet record in the 100 meters with a time of 10.65.
- x Also earned All-Tri Valley League honors in basketball.
- x Visited youth at All Children's Hospital in St. Petersburg and sang holiday carols to residents at Westminster Palms retirement home in December 2012.
- x Led students through football drills and promoted the importance of health and fitness for the opening of BUCS CARE School Fitness Zones at Mort Elementary in November 2012 and Davis Elementary in December 2012.
- x Signed autographs, handed out Buccaneers teddy bears, and greeted patients at Florida Hospital Tampa in November 2012.
- x Helped host a lunch for service members at Coast Guard Air Station Clearwater and visited veterans recovering from injury and illness at Bay Pines VA Hospital in November 2012.
- x Carved pumpkins with youth in the foster care system at The Children's Home in October 2012.
- x Born Chris Owusu on January 6, 1990 in Westlake Village, California.

OWUSU'S CAREER STATISTICS

YEAR	TEAM	GP	GS	RECEIVING				LG	TD	ATT	RUSHING				LG	TD
				NO	YDS	AVG					YDS	AVG				
2012	Tampa Bay	5	0	1	24	24.0		24	0	0	0	-			-	0
NFL Totals		5	0	0	0	-		-	0	0	0	-			-	0

OWUSU'S GAME-BY-GAME STATISTICS

2012

DATE	OPP	NO	YDS	RECEIVING				ATT	YDS	RUSHING				TD
				YDS	AVG	LG	TD			YDS	AVG	LG	TD	
Sept. 9	CAR													
Sept. 16	@NYG													
Sept. 23	@DAL													
Sept. 30	WAS													
Oct. 14	KC													
Oct. 21	NO													
Oct. 25	@MIN													
Nov. 4	@OAK													
Nov. 11	SD	0	0	-	-	-	0	0	0	-	-	-	0	
Nov. 18	@CAR													
Nov. 25	ATL	0	0	-	-	-	0	0	0	-	-	-	0	
Dec. 2	@DEN	0	0	-	-	-	0	0	0	-	-	-	0	
Dec. 9	PHI	0	0	-	-	-	0	0	0	-	-	-	0	
Dec. 16	@NO	1	24		24.0	24	0	0	0	-	-	-	0	
Dec. 23	STL													
Dec. 30	@ATL													
TOTALS		1	24		24.0	24	0	0	0	-	-	-	0	

67

ERNEST OWUSU

DEFENSIVE END
HT: 6-4 WT: 275
DOB: 5/26/88
NFL: 1ST YEAR
ACQ: FA, 2012
COLLEGE: CALIFORNIA

**ACQUIRED BY BUCS:**

- x Signed by Tampa Bay on November 13, 2012 as a free agent.

ORIGINALLY ENTERED NFL:

- x Originally signed by the Minnesota Vikings as a college free agent on May 4, 2012.

CAREER HIGHLIGHTS:

- x Signed by Minnesota on May 4, 2012.
- x Spent eight weeks on the Vikings practice squad.
- x Signed to the Buccaneers practice squad on November 13, 2012.

2012 HIGHLIGHTS:

- x Appeared in four preseason games with Minnesota, recording four tackles.
- x Spent six weeks on Vikings practice squad.
- x Spent seven weeks on Buccaneers practice squad.

COLLEGE/PERSONAL:

- x Played 42 games with 18 starts at California (2008-11), recording 55 tackles, 14.0 tackles for loss, 8.0 sacks, five passes defended and one forced fumble in four years.
- x Appeared in 13 games with nine starts in 2011, compiling 30 tackles, 4.5 sacks and one forced fumble.
- x As a senior, earned team's Dink Artal award for defensive player best exemplifying Cal spirit.
- x Named to Phil Steele's midseason third-team All-Pac-12 squad in 2011.
- x Earned first-team Pac-12 All-Academic honors his senior season, as well as second-team All-Pac 10 academic honors in 2009 and 2010.
- x Named to ESPN's All-District 8 in 2009 and 2010.

- x Played in 12 games as a junior, with nine starts, recording 14 tackles, 2.5 tackles for loss and 1.5 sacks.
- x In his sophomore year, he played in 12 games and finished the season with seven tackles, 3.0 tackles for loss, 2.0 sacks and one pass defended.
- x Had a career-high 3.0 tackles for loss and 2.0 sacks in season-opener vs. Maryland (9/5/09).
- x Majored in political economy.
- x Attended one year of prep school at The Hun School of Princeton (Princeton, New Jersey).
- x Recorded 62 tackles, 13.0 sacks and an interception.
- x Ranked as a three-star prospect and No. 24 out of the top-50 list for prep schools by Rivals.com.
- x Attended Father Ryan High School (Nashville, Tennessee).
- x Had 60 tackles and 12.0 sacks as a senior.
- x Visited youth at All Children's Hospital in St. Petersburg and sang holiday carols to residents at Westminster Palms retirement home in December 2012.
- x Along with the defensive line, purchased toys and hosted a surprise shopping spree for underprivileged families in the inaugural "D-Line Does Christmas" event in December 2012.
- x Son of Ernest and Margaret Owusu.
- x Born Ernest John Yaw Owusu Jr. on May 26, 1988, in Nashville, Tennessee.

17

ERIC PAGE

WIDE RECEIVER
HT: 5-10 WT: 180
DOB: 9/23/91
NFL: 1ST YEAR
ACQ: FA, 2013
COLLEGE: TOLEDO

**ACQUIRED BY BUCS:**

- x Signed by Tampa Bay on April 11, 2013 as a free agent.

ORIGINALLY ENTERED NFL:

- x Signed by the Denver Broncos as a college free agent on April 29, 2012.

CAREER HIGHLIGHTS:

- x Signed by Denver on April 29, 2012.
- x Released the Broncos on July 25, 2012.
- x Signed with the Buccaneers on April 11, 2013.

COLLEGE/PERSONAL:

- x Played in 38 games over three years at Toledo, catching 306 passes for 3,446 yards and 25 touchdowns. Also added one rushing touchdown and four touchdown passes.
- x A prolific returner, he returned 80 kicks for 2,184 yards and four touchdowns and 46 punts for 365 yards and a touchdown.
- x Finished career with the most receptions in MAC history and the fourth-most in NCAA history (306), as well as the most receiving yards in school history (3,446 yards).
- x For his career, finished with the best average yards per kickoff return (27.3) and most kickoff return touchdowns (4) in MAC history.
- x Decided to forgo senior season to enter NFL Draft.
- x Caught 125 passes for 1,182 yards and 10 touchdowns as a junior, while returning 34 kickoffs for 856 yards and one touchdown and 18 punts for 196 yards and one touchdown. Also threw one pass for a 33-yard touchdown.
- x Named first-team All-MAC at wide receiver, kick returner and punt returner in 2011.

- x Caught 99 passes for 1,105 yards and eight touchdowns in addition to returning 28 kickoffs for 871 yards and three touchdowns and 19 punts for 72 yards.
- x Finished fifth in the NCAA and first in the MAC with 99 receptions in 2010.
- x Led the NCAA in kickoffs returned for touchdowns (3).
- x Named first-team All-American selection at kickoff return position by Walter Camp, Sporting News and Phil Steele as a sophomore in 2010.
- x Named Kickoff Returner of the Year by College Football Performance Awards and MAC Special Teamer of the Year in 2010.
- x Had 82 receptions for 1,159 yards, 18 kickoff returns for 457 yards and nine punt returns for 97 yards as a freshman.
- x Majored in criminal justice.
- x Attended Springfield Local High School (Holland, Ohio).
- x Compiled 8,800 yards of total offense and rushed for 300 yards in a game five times in his career.
- x Rushed 256 times for 2,381 yards and completed 71-of-133 pass attempts for 1,102 yards as a senior in addition to running for 34 touchdowns, passing for 11 touchdowns and kicking 47 extra points.
- x Named Northwest Ohio's Player of the Year by the Toledo Blade in 2008.
- x Ohio Division II Co-Offensive Player of the Year, league MVP and a first-team All-State Selection as a senior.
- x Ran for 2,039 yards, passed for 1,137 yards and had 40 touchdowns combined as a junior.
- x Son of Darnell Easterly and Amy Weemes.
- x Has one younger brother, Darnell.
- x Born Eric Anthony Page on September 23, 1991, in Toledo, Ohio.

70

DONALD PENN**TACKLE****HT: 6-5 WT: 340****DOB: 4/27/83****NFL: 8TH YEAR****ACQ: FA, 2006****COLLEGE: UTAH STATE****ACQUIRED BY BUCS:**

- x Signed by Tampa Bay on October 4, 2006 from the Minnesota Vikings practice squad.

ORIGINALLY ENTERED NFL:

- x Originally entered the NFL as a college free agent with the Minnesota Vikings on May 5, 2006.

CAREER HIGHLIGHTS:

- x Has played in 96 career games with 92 starts, and has started in one playoff appearance.
- x Has started 92 consecutive games at left tackle for Tampa Bay, the longest current streak among Buccaneer offensive linemen, and the third-longest among all active tackles in the NFL.
- x Named to 2011 AFC-NFC Pro Bowl.
- x Only member of the Buccaneers' offensive line to start every game during the 2010 season.
- x Surrendered only 3.5 sacks in 2010, according to coaches' film.
- x Recorded his first NFL reception at San Francisco (11/21/10), catching a one-yard pass for a touchdown.
- x Helped lead the offense to 5,456 total yards in 2008, the highest single-season total in franchise history.
- x Helped lead the offense to 361 points in 2008, the second-highest single-season total in team history (388 points in 2000).
- x Saw action in first career game at Seattle (9/9/07).
- x Made first career start at Indianapolis (10/7/07).

2012 HIGHLIGHTS:

- x Started all 16 games on the season.
- x Against Kansas City (10/14), helped the offense to 463 yards.
- x Helped the offense to 513 yards of total offense vs. New Orleans (10/21), the third-most yards in team history and the most in a home game.
- x At Minnesota (10/25), helped the offense to 416 yards, which marked the first time in franchise history that the Buccaneers recorded three consecutive games with 400-plus yards offensively.
- x Helped the offense to 515 yards from scrimmage at Oakland (11/4), the second-most total yards in team history.

COLLEGE/PERSONAL:

- x Started 44 consecutive games at both tackle positions during his career at Utah State (2002-05).
- x Selected by his teammates as a team captain as a senior.
- x Named second-team All-WAC in 2005.
- x Majored in sociology.
- x Named first-team All-CIF as a prep senior at St. Bernard High School (Playa Del Ray, California).
- x Was a first-team all-league selection.
- x Earned Lineman of the Year honors as a senior.
- x Named second-team all-league as a junior.
- x Also was an all-state selection in basketball.
- x Established the Donald Penn Foundation to help inner-city and low-income youth in Tampa and Los Angeles make positive, life-changing decisions by providing edu-

cation incentives, scholarship opportunities and support during the holidays.

- x Sponsors "Penn's Pals," his gameday ticket program, to provide local students and charities with a special gameday experience as a reward for academic achievement or positive behavior.
- x Spoke to students at Northwest Elementary about the importance of physical fitness, helped present a \$10,000 Play 60 grant, and led students through a P.E. class to congratulate the winners of the Play 60 Super School contest in November 2012.
- x Along with the offensive line and tight ends, surprised 26 single mothers with gifts for the holidays in December 2010.
- x Helped spearhead "Turkey Time with the O-Line," a Thanksgiving program sponsored by the offensive line which has provided more than 3,600 meals to local needy families from 2007-2012.
- x Greeted fans at the Buccaneers' Official Season Kickoff Party, presented by Miller Lite, in September 2010.
- x Hosted a roundtable discussion for University of Tampa students who participated in his school supply drive "Penn's Pencils & Paper" to benefit Teaching Tools of Hillsborough Schools in December 2009.
- x Born Donald Penn on April 27, 1983 in Los Angeles, California.

PENN'S CAREER STATISTICS

Games/Starts: TB: 2007: 16/12 (P: 1/1); 2008: 16/16; 2009: 16/16; 2010: 16/16; 2011: 16/16; 2012: 16/16
Career Totals: 96/92 (P: 1/1)

P=Playoffs

ADDITIONAL STATS

Blocked PAT: 1 in 2009
Fumble Recoveries: 3 – 2 in 2009, 1 in 2010
Touchdowns: 1 in 2010
Receptions: 1 in 2010

60

MIKE REMMERS**TACKLE****HT: 6-5 WT: 303****DOB: 4/11/89****NFL: 1ST YEAR****ACQ: FA, 2012****COLLEGE: OREGON STATE****ACQUIRED BY BUCS:**

- x Signed by Tampa Bay on September 11, 2012 as a free agent.

ORIGINALLY ENTERED NFL:

- x Originally signed by the Denver Broncos as a college free agent on April 29, 2012.

CAREER HIGHLIGHTS:

- x Signed by Denver on April 29, 2012.
- x Played in one preseason game with Denver.
- x Signed with Tampa Bay on September 11, 2012.
- x Spent 15 weeks on the practice squad with the Buccaneers.

2012 HIGHLIGHTS:

- x Played in one preseason game.
- x Spent 15 weeks on the Buccaneers practice squad.

COLLEGE/PERSONAL:

- x Started 44 games at Oregon State (2008-11), including every game his final three seasons.
- x His 44 career starts are the sixth-most in Beavers history.
- x Finalist for Burlsworth Trophy in 2011, given annually to the best player in the country that began his career as a walk-on.

- x Moved from right to left tackle in 2011.
- x All-Pac-10 Honorable Mention in 2010.
- x Started seven games as a freshman in 2009.
- x Majored in media communications.
- x Attended Jesuit High School (Tampa, Florida).
- x Visited youth at All Children's Hospital in St. Petersburg and sang holiday carols to residents at Westminster Palms retirement home in December 2012.
- x Helped distribute food during "Turkey Time with the O-Line," a Thanksgiving program sponsored by the offensive line, which provided 700 meals for local needy families in 2012.
- x Helped host a lunch for service members at Coast Guard Air Station Clearwater and visited veterans recovering from injury and illness at Bay Pines VA Hospital in November 2012.
- x Brother, Vic, played basketball for the Beavers (2002-05).
- x Son of Wally Remmers, who played football at Oregon State (1974-76).
- x Born Mike Remmers on April 11, 1989, in Portland, Oregon.



ACQUIRED BY BUCS:

- x Joined Tampa Bay on April 21, 2013 in a trade with the New York Jets.

ORIGINALLY ENTERED NFL:

- x Originally selected by the New York Jets in the first round (14th overall) of the 2007 NFL Draft.

CAREER HIGHLIGHTS:

- x Played six seasons (2007-12) for New York Jets before being traded to Tampa Bay in 2013.
- x Since becoming a starter as a rookie in 2007, has started all 79 games in which he has played. Has totaled 325 tackles, 102 passes defended, 19 interceptions for 364 yards and three touchdowns, six fumble recoveries, three forced fumbles and a sack during the regular season.
- x In six postseason games, has recorded 23 tackles, five passes defended and two interceptions.
- x The AFC Defensive Player of the Year in 2009.
- x Named first-team All-Pro by the Associated Press in three consecutive seasons (2009-11).
- x Selected to four Pro Bowls (2008-11)
- x Has won two AFC Defensive Player of the Week awards (Week 12-2009 and Week 6-2011) and one Defensive Player of the Month award (December 2009).
- x Named to the Pro Football Weekly All-Rookie Team in 2007.
- x Has recorded 19 career interceptions, returning three for touchdowns.
- x His 19 interceptions since 2007 are tied for the eighth-most in the NFL by a corner and tied for the 13th most in the league.

- x His 364 interception return yards since 2007 are the sixth-most in the NFL by a corner and tied for the 13th most in the league.
- x Since joining the Jets in 2007, helped lead a secondary that ranked first in the league in opponent completion percentage, second in yards allowed and passing touchdowns allowed, and fourth in opponent passer rating (2007-11).
- x Led the Jets in interceptions in 2008 and 2009, while tying for the team lead in 2011.
- x His six interceptions in 2009 were tied for the fifth-most in the NFL and were the most amongst AFC cornerbacks.
- x His 31 passes defended in 2009 are the most in a single season in NFL history.
- x His 184 interception return yards were third in the NFL in 2011, and his 121 interception return yards in 2009 were tied for the ninth-most in the league.
- x Returned an interception of Kurt Warner 32 yards for the first touchdown of his career against Arizona (9/28/08).
- x Against Miami (10/17/11), returned a Matt Moore interception 100-yards, tying a Jets record for longest interception return in franchise history.
- x Recorded first career sack at Buffalo (11/2/08).
- x Recorded the first interception of his career against Buffalo (10/28/07).

2012 HIGHLIGHTS:

- x Appeared in only two games before being placed on Injured Reserve.
- x Recorded eight tackles, three passes defended, one interception, one forced fumble and one fumble recovery.

COLLEGE/PERSONAL:

- × Started 34-of-35 games for the University of Pittsburgh (2004-06), totaling 129 tackles, 25 passes defended, two forced fumbles and eight interceptions, including two returned for touchdowns.
- × Contributed on special teams at Pittsburgh, returning 54 punts for 455 yards and two touchdowns as well as blocking a field goal.
- × A semifinalist for the Jim Thorpe Award (Top Defensive Back) in 2006.
- × Named to the 2006 Rivals All-America Team as a “utility” player.
- × His 73-yard punt return for a touchdown was named the 2006 “College Football Play of the Year” by ESPN.
- × Became the first player in Pittsburgh history to return an interception for a touchdown in consecutive games.
- × Named first-team All-Big East in both 2005 and 2006.
- × Was named first-team Freshman All-America by The Sporting News in 2006.
- × Majored in social sciences.
- × Attended Aliquippa High School (Aliquippa, PA), where he played quarterback, defensive back, wide receiver, and kick returner.
- × Named the Associated Press Pennsylvania Class AA Player of the Year and was first-team Pennsylvania Class AA All-State as a senior.
- × Registered 1,637 total yards and 13 touchdowns as a senior, averaging 15.4 yards per touch.
- × Also played on the Aliquippa basketball team, earning Associated Press Pennsylvania Class AA All-State first-team honors.
- × Founded the Revis Island Foundation in 2007 to provide underprivileged and at-risk youth with academic tools to become more productive and resourceful students.
- × Hosts an annual Skills and Drills Football Clinic at his alma mater, Aliquippa (PA) High School, to provide a free camp of football training and fun for local youth.
- × Greeted fans and signed autographs at the Buccaneers Official Draft Party, presented by Miller Lite, in April 2013.
- × Nephew of former defensive tackle Sean Gilbert, who spent 12 seasons in the NFL. Gilbert also went to Pittsburgh and Aliquippa High.
- × Has a daughter, Deyani Shavae Revis.
- × Son of Diana Gilbert and Darryl Revis.
- × Born Darrelle Shavar Revis on July 14, 1985, in Aliquippa, Pennsylvania.

REVIS' CAREER STATISTICS

YEAR	TEAM	TACKLES							INTERCEPTIONS				FUMBLES				ST TACKLES		
		GP	GS	TOT	SOLO	ASST	SK	YDS	NO	YDS	LG	TD	PD	FF	FR	YDS	T	S	A
2007	N.Y. Jets	16	16	91	77	14	0.0	0.0	3	20	19	0	13	1	0	0	-	-	-
2008	N.Y. Jets	16	16	59	45	14	1.0	9.0	5	38	32	1	15	1	2	0	-	-	-
2009	N.Y. Jets	16	16	72	59	13	0.0	0.0	6	121	67t	1	34	0	0	0	-	-	-
2010	N.Y. Jets	13	13	35	28	7	0.0	0.0	0	0	0	0	13	0	2	10	-	-	-
2011	N.Y. Jets	16	16	56	49	7	0.0	0.0	4	184	100t	1	23	0	0	0	-	-	-
2012	N.Y. Jets	2	2	12	10	2	0.0	0.0	1	1	1	0	4	1	1	0	-	-	-
NFL Totals		79	79	325	268	57	1.0	9.0	19	364	100t	3	102	3	5	10	-	-	-

PLAYOFFS

YEAR	TEAM	TACKLES							INTERCEPTIONS				FUMBLES				ST TACKLES		
		GP	GS	TOT	SOLO	ASST	SK	YDS	NO	YDS	LG	TD	PD	FF	FR	YDS	T	S	A
2009	N.Y. Jets	3	3	9	9	0	0.0	0.0	2	26	20	0	3	0	0	0	-	-	-
2010	N.Y. Jets	3	3	14	8	6	0.0	0.0	0	0	0	0	2	0	0	0	-	-	-
NFL Totals		6	6	23	17	6	0.0	0.0	2	26	20	0	5	0	0	0	-	-	-

REGULAR SEASON SINGLE-GAME HIGHS

Tackles: 10, vs. Philadelphia, 10/14/07
Interceptions: 2, three times, last vs. Miami, 10/17/11
Passes Defended: 5, three times, last at New York Giants, 12/24/11

REVIS' GAME-BY-GAME STATISTICS

OWNERSHIP

PLAYERS

2012 REVIEW

HISTORY

RECORDS

SIDELINES

2012 (W/NEW YORK JETS)

DATE	OPP	TACKLES			TFL	SK	YDS	QBP	INTERCEPTIONS					PD	FUMBLES			ST TACKLES		
		T	S	A					NO	YDS	LG	TD	PD		FF	FR	YDS	T	S	A
Sept. 9	BUF	6	5	1	-	0.0	0.0	-	1	1	1	0	3		0	0	0	-	-	-
Sept. 16	@PIT								Inactive											
Sept. 23	@MIA	6	5	1	-	0.0	0.0	-	0	0	0	0	0		1	1	0	-	-	-
Sept. 30	SF								Injured Reserve											
Oct. 8	HOU								Injured Reserve											
Oct. 14	IND								Injured Reserve											
Oct. 21	@NE								Injured Reserve											
Oct. 28	MIA								Injured Reserve											
Nov. 11	@SEA								Injured Reserve											
Nov. 18	@STL								Injured Reserve											
Nov. 22	NE								Injured Reserve											
Dec. 2	ARI								Injured Reserve											
Dec. 9	@JAC								Injured Reserve											
Dec. 17	@TEN								Injured Reserve											
Dec. 23	SD								Injured Reserve											
Dec. 30	@BUF								Injured Reserve											
TOTALS		12	10	2	-	0.0	0.0	-	1	1	1	0	3		1	1	0	-	-	-

2011 (W/NEW YORK JETS)

DATE	OPP	TACKLES			TFL	SK	YDS	QBP	INTERCEPTIONS					PD	FUMBLES			ST TACKLES		
		T	S	A					NO	YDS	LG	TD	PD		FF	FR	YDS	T	S	A
Sept. 11	DAL	6	5	1	-	0.0	0.0	-	1	20	20	0	2		0	0	0	-	-	-
Sept. 18	JAC	3	3	0	-	0.0	0.0	-	0	0	0	0	0		0	0	0	-	-	-
Sept. 25	@OAK	0	0	0	-	0.0	0.0	-	0	0	0	0	0		0	0	0	-	-	-
Oct. 2	@BAL	2	0	2	-	0.0	0.0	-	0	0	0	0	0		0	0	0	-	-	-
Oct. 9	@NE	5	4	1	-	0.0	0.0	-	0	0	0	0	1		0	0	0	-	-	-
Oct. 17	MIA	3	3	0	-	0.0	0.0	-	2	100	100t	1	5		0	0	0	-	-	-
Oct. 23	SD	3	3	0	-	0.0	0.0	-	1	64	64	0	3		0	0	0	-	-	-
Nov. 6	@BUF	5	5	0	-	0.0	0.0	-	0	0	0	0	1		0	0	0	-	-	-
Nov. 13	NE	3	3	0	-	0.0	0.0	-	0	0	0	0	0		0	0	0	-	-	-
Nov. 17	@DEN	3	2	1	-	0.0	0.0	-	0	0	0	0	1		0	0	0	-	-	-
Nov. 27	BUF	8	8	0	-	0.0	0.0	-	0	0	0	0	1		0	0	0	-	-	-
Dec. 4	@WAS	4	2	2	-	0.0	0.0	-	0	0	0	0	0		0	0	0	-	-	-
Dec. 11	KC	4	4	0	-	0.0	0.0	-	0	0	0	0	1		0	0	0	-	-	-
Dec. 18	@PHI	4	4	0	-	0.0	0.0	-	0	0	0	0	0		0	0	0	-	-	-
Dec. 24	NYG	2	2	0	-	0.0	0.0	-	0	0	0	0	5		0	0	0	-	-	-
Jan. 1	@MIA	1	1	0	-	0.0	0.0	-	0	0	0	0	3		0	0	0	-	-	-
TOTALS		56	49	7	-	0.0	0.0	-	4	184	100t	1	23		0	0	0	-	-	-

2010 (W/NEW YORK JETS)

DATE	OPP	TACKLES			TFL	SK	YDS	QBP	INTERCEPTIONS					PD	FUMBLES			ST TACKLES		
		T	S	A					NO	YDS	LG	TD	PD		FF	FR	YDS	T	S	A
Sept. 13	BAL	0	0	0	-	0.0	0.0	-	0	0	0	0	0		0	0	0	-	-	-
Sept. 19	NE	4	4	0	-	0.0	0.0	-	0	0	0	0	1		0	0	0	-	-	-
Sept. 26	@MIA								Inactive											
Oct. 3	@BUF								Inactive											
Oct. 11	MIN	1	1	0	-	0.0	0.0	-	0	0	0	0	0		0	1	10	-	-	-
Oct. 17	@DEN	3	3	0	-	0.0	0.0	-	0	0	0	0	3		0	1	0	-	-	-
Oct. 31	GB	3	1	2	-	0.0	0.0	-	0	0	0	0	1		0	0	0	-	-	-
Nov. 7	@DET	3	2	1	-	0.0	0.0	-	0	0	0	0	2		0	0	0	-	-	-
Nov. 14	@CLE	2	2	0	-	0.0	0.0	-	0	0	0	0	0		0	0	0	-	-	-
Nov. 21	HOU	3	3	0	-	0.0	0.0	-	0	0	0	0	2		0	0	0	-	-	-
Nov. 25	CIN	2	1	1	-	0.0	0.0	-	0	0	0	0	1		0	0	0	-	-	-
Dec. 6	@NE	1	1	0	-	0.0	0.0	-	0	0	0	0	0		0	0	0	-	-	-
Dec. 12	MIA	2	0	2	-	0.0	0.0	-	0	0	0	0	1		0	0	0	-	-	-
Dec. 16	@PIT	7	6	1	-	0.0	0.0	-	0	0	0	0	1		0	0	0	-	-	-
Dec. 26	@CHI	4	4	0	-	0.0	0.0	-	0	0	0	0	1		0	0	0	-	-	-
Jan. 2	BUF								Inactive											
TOTALS		35	28	7	-	0.0	0.0	-	0	0	0	0	13		0	2	10	-	-	-
PLAYOFFS																				
Jan. 8	@IND	1	1	0	-	0.0	0.0	-	0	0	0	0	0		0	0	0	-	-	-
Jan. 16	@SD	5	4	1	-	0.0	0.0	-	0	0	0	0	1		0	0	0	-	-	-
Jan. 23	@PIT	8	3	5	-	0.0	0.0	-	0	0	0	0	1		0	0	0	-	-	-
TOTALS		14	8	6	-	0.0	0.0	-	0	0	0	0	2		0	0	0	-	-	-

2009 (W/NEW YORK JETS)

DATE	OPP	TACKLES			TFL	SK	YDS	QBP	INTERCEPTIONS					FUMBLES			ST TACKLES		
		T	S	A					NO	YDS	LG	TD	PD	FF	FR	YDS	T	S	A
Sept. 13	@HOU	4	1	3	-	0.0	0.0	-	0	0	0	0	0	0	0	0	-	-	-
Sept. 20	NE	7	7	0	-	0.0	0.0	-	1	0	0	0	1	0	0	0	-	-	-
Sept. 27	TEN	8	8	0	-	0.0	0.0	-	0	0	0	0	3	0	0	0	-	-	-
Oct. 4	@NO	3	2	1	-	0.0	0.0	-	0	0	0	0	3	0	0	0	-	-	-
Oct. 12	@MIA	6	5	1	-	0.0	0.0	-	0	0	0	0	0	0	0	0	-	-	-
Oct. 18	BUF	6	5	1	-	0.0	0.0	-	0	0	0	0	3	0	0	0	-	-	-
Oct. 25	@OAK	5	3	2	-	0.0	0.0	-	1	0	0	0	3	0	0	0	-	-	-
Nov. 1	MIA	3	2	1	-	0.0	0.0	-	0	0	0	0	0	0	0	0	-	-	-
Nov. 15	JAC	5	5	0	-	0.0	0.0	-	0	0	0	0	2	0	0	0	-	-	-
Nov. 22	@NE	4	4	0	-	0.0	0.0	-	0	0	0	0	3	0	0	0	-	-	-
Nov. 29	CAR	2	2	0	-	0.0	0.0	-	2	67	67t	1	3	0	0	0	-	-	-
Dec. 3	@BUF	4	3	1	-	0.0	0.0	-	1	0	0	0	5	0	0	0	-	-	-
Dec. 13	@TB	3	3	0	-	0.0	0.0	-	1	54	54	0	4	0	0	0	-	-	-
Dec. 20	ATL	5	3	2	-	0.0	0.0	-	0	0	0	0	3	0	0	0	-	-	-
Dec. 27	@IND	6	5	1	-	0.0	0.0	-	0	0	0	0	1	0	0	0	-	-	-
Jan. 3	@CIN	1	1	0	-	0.0	0.0	-	0	0	0	0	0	0	0	0	-	-	-
TOTALS		72	59	13	-	0.0	0.0	0	6	121	67t	1	34	0	0	0	-	-	-
PLAYOFFS																			
Jan. 9	@CIN	4	4	0	-	0.0	0.0	-	1	20	20	0	1	0	0	0	-	-	-
Jan. 17	@SD	2	2	0	-	0.0	0.0	-	1	6	6	0	2	0	0	0	-	-	-
Jan. 24	@IND	3	3	0	-	0.0	0.0	-	0	0	0	0	0	0	0	0	-	-	-
TOTALS		9	9	0	-	0.0	0.0	-	2	26	20	0	3	0	0	0	-	-	-

2008 (W/NEW YORK JETS)

DATE	OPP	TACKLES			TFL	SK	YDS	QBP	INTERCEPTIONS					FUMBLES			ST TACKLES		
		T	S	A					NO	YDS	LG	TD	PD	FF	FR	YDS	T	S	A
Sept. 7	MIA	5	2	3	-	0.0	0.0	-	1	0	0	0	1	0	0	0	-	-	-
Sept. 14	NE	3	3	0	-	0.0	0.0	-	0	0	0	0	1	0	0	0	-	-	-
Sept. 22	@SD	3	2	1	-	0.0	0.0	-	0	0	0	0	0	0	0	0	-	-	-
Sept. 28	ARI	4	3	1	-	0.0	0.0	-	2	32	32t	1	2	0	0	0	-	-	-
Oct. 12	CIN	6	5	1	-	0.0	0.0	-	0	0	0	0	0	0	0	0	-	-	-
Oct. 19	@OAK	2	1	1	-	0.0	0.0	-	0	0	0	0	2	0	0	0	-	-	-
Oct. 26	KC	3	2	1	-	0.0	0.0	-	0	0	0	0	1	0	0	0	-	-	-
Nov. 2	@BUF	5	4	1	-	1.0	9.0	-	1	0	0	0	1	1	1	0	-	-	-
Nov. 9	STL	5	4	1	-	0.0	0.0	-	0	0	0	0	1	0	0	0	-	-	-
Nov. 13	STL	1	0	1	-	0.0	0.0	-	0	0	0	0	0	0	0	0	-	-	-
Nov. 23	@TEN	2	2	0	-	0.0	0.0	-	0	0	0	0	1	0	0	0	-	-	-
Nov. 30	DEN	4	3	1	-	0.0	0.0	-	0	0	0	0	4	0	0	0	-	-	-
Dec. 7	@SF	4	4	0	-	0.0	0.0	-	0	0	0	0	0	0	0	0	-	-	-
Dec. 14	BUF	5	4	1	-	0.0	0.0	-	1	6	6	0	1	0	0	0	-	-	-
Dec. 21	@SEA	3	3	0	-	0.0	0.0	-	0	0	0	0	0	0	1	0	-	-	-
Dec. 28	MIA	4	3	1	-	0.0	0.0	-	0	0	0	0	0	0	0	0	-	-	-
TOTALS		59	45	14	-	1.0	9.0	-	5	38	32t	1	15	1	2	0	-	-	-

2007 (W/NEW YORK JETS)

DATE	OPP	TACKLES			TFL	SK	YDS	QBP	INTERCEPTIONS					FUMBLES			ST TACKLES		
		T	S	A					NO	YDS	LG	TD	PD	FF	FR	YDS	T	S	A
Sept. 9	NE	6	5	1	-	0.0	0.0	-	0	0	0	0	0	0	0	0	-	-	-
Sept. 16	@BAL	5	5	0	-	0.0	0.0	-	0	0	0	0	2	0	0	0	-	-	-
Sept. 23	MIA	9	8	1	-	0.0	0.0	-	0	0	0	0	0	0	0	0	-	-	-
Sept. 30	@BUF	7	7	0	-	0.0	0.0	-	0	0	0	0	2	1	0	0	-	-	-
Oct. 7	@NYG	6	4	2	-	0.0	0.0	-	0	0	0	0	1	0	0	0	-	-	-
Oct. 14	PHI	10	9	1	-	0.0	0.0	-	0	0	0	0	0	0	0	0	-	-	-
Oct. 21	@CIN	6	5	1	-	0.0	0.0	-	0	0	0	0	1	0	0	0	-	-	-
Oct. 28	BUF	6	5	1	-	0.0	0.0	-	1	19	19	0	1	0	0	0	-	-	-
Nov. 4	WAS	3	2	1	-	0.0	0.0	-	0	0	0	0	0	0	0	0	-	-	-
Nov. 18	PIT	7	5	2	-	0.0	0.0	-	0	0	0	0	0	0	0	0	-	-	-
Nov. 22	@DAL	6	6	0	-	0.0	0.0	-	0	0	0	0	1	0	0	0	-	-	-
Dec. 2	@MIA	4	3	1	-	0.0	0.0	-	1	1	1	0	0	0	0	0	-	-	-
Dec. 9	CLE	3	3	0	-	0.0	0.0	-	0	0	0	0	2	0	0	0	-	-	-
Dec. 16	@NE	6	3	3	-	0.0	0.0	-	1	0	0	0	1	0	0	0	-	-	-
Dec. 23	@TEN	2	2	0	-	0.0	0.0	-	0	0	0	0	1	0	0	0	-	-	-
Dec. 30	KC	5	5	0	-	0.0	0.0	-	0	0	0	0	1	0	0	0	-	-	-
TOTALS		91	77	14	-	0.0	0.0	-	3	20	19	0	13	1	0	0	-	-	-

34

MICHAEL SMITH

RUNNING BACK
HT: 5-9 WT: 205
DOB: 8/9/88
NFL: 2ND YEAR
ACQ: D7A, 2012
COLLEGE: UTAH STATE

**ACQUIRED BY BUCS:**

- x Selected in the seventh round (212th pick) of the 2012 NFL Draft by the Buccaneers.

2012 HIGHLIGHTS:

- x Made NFL debut in season opener vs. Carolina (9/9), where he recorded three kickoff returns for 55 yards.

COLLEGE/PERSONAL:

- x Played in 28 career games at Utah State (2009-11), with 12 starts, totaling 184 carries for 1,327 yards and 15 touchdowns, ninth-most in Utah State history.
- x Had a career average of 7.1 yards per carry, the best mark in school history with a minimum of 150 rushes.
- x Also had 38 receptions for 424 yards and four touchdowns.
- x As a senior, rushed 114 times for 870 yards and nine touchdowns, and had 16 receptions for 181 yards and two scores.
- x His 7.6 yards per carry average ranked first in the WAC, third in the nation and was the second-highest single season mark in Utah State history.
- x Selected as the Utah State MVP of the Famous Idaho Potato Bowl, running for a career-high, Utah State-bowl-record 157 yards, the third-highest total in the bowl's history. He also accounted for the team's two rushing touchdowns.
- x Was named the Offensive Most Valuable Player in the inaugural Players All-Star Classic, leading the North to a 24-19 win over the South, rushing for 124 yards on 12 carries (10.3 ypc), including an 80-yard TD scamper.
- x An Academic All-WAC selection in 2011.
- x Prior to playing at Utah State, played at Eastern Arizona JC, where he earned All-Western States Football League honors as a sophomore.
- x Was second-team All-Arizona Community College Athletic Conference

- x Recorded 131 rushes for 1,002 yards (91.1 ypg) with 11 touchdowns.
- x Selected to play in the Mexico Bowl All-Star game.
- x His freshman year, he recorded 820 yards on 99 rushes with eight touchdowns.
- x Majored in business accounting.
- x Attended Sunnyside High School (Tucson, Arizona), where he rushed for 1,920 yards on 274 carries with 24 touchdowns as a senior.
- x Played linebacker and running back.
- x Was a four-year letterwinner in track & field.
- x Visited youth at All Children's Hospital in St. Petersburg and sang holiday carols to residents at Westminster Palms retirement home in December 2012.
- x Helped host a lunch for service members at Coast Guard Air Station Clearwater and visited veterans recovering from injury and illness at Bay Pines VA Hospital in November 2012.
- x Carved pumpkins with youth in the foster care system at The Children's Home in October 2012.
- x In June 2012, visited MacDill Air Force Base to tour a hurricane aircraft, witness a military dog training session, and thank civilian workers and active duty military for their service.
- x Hosted an educational scavenger hunt for children from the Boys & Girls Clubs of Tampa Bay at Busch Gardens Tampa in June 2012.
- x Signed autographs, handed out Buccaneers teddy bears, and greeted patients at St. Joseph's Children's Hospital in May 2012.
- x Helped host an outing to a Tampa Bay Rays game for underprivileged students from Campbell Park Elementary in May 2012.
- x Son of Xavier, Sr. and Sheril Smith.
- x Born Michael Smith on August 9, 1988, in Tucson, Arizona.

SMITH'S CAREER STATISTICS

YEAR	TEAM	GP	GS	RUSHING				LG	TD	RECEIVING				LG	TD
				ATT	YDS	AVG				NO	YDS	AVG			
2012	Tampa Bay	1	0	0	0	-		-	0	0	0	-		-	0
NFL Totals		1	0	0	0	-		-	0	0	0	-		-	0

SMITH'S GAME-BY-GAME STATISTICS

2012 DATE	OPP	ATT	YDS	RUSHING				LG	TD	NO	YDS	RECEIVING			LG	TD
				AVG								AVG				
Sept. 9	CAR	0	0	-		-		0	0	0	0	-		-		0
Sept. 16	@NYG							Inactive								
Sept. 23	@DAL							Inactive								
Sept. 30	WAS							Inactive								
Oct. 14	KC							Inactive								
Oct. 21	NO							Inactive								
Oct. 25	@MIN							Inactive								
Nov. 4	@OAK							Inactive								
Nov. 11	SD							Inactive								
Nov. 18	@CAR							Inactive								
Nov. 25	ATL							Inactive								
Dec. 2	@DEN							Inactive								
Dec. 9	PHI							Inactive								
Dec. 16	@NO							Inactive								
Dec. 23	STL							Inactive								
Dec. 30	@ATL							Inactive								
TOTALS		0	0	-		-		0	0	0	0	-		-		0

2012 DATE	OPP	NO	KICKOFF RETURNS				TD	NO	FC	PUNT RETURNS				LG	TD
			YDS	AVG	LG					YDS	AVG				
Sept. 9	CAR	3	55	18.3	23	0	0	0	0	0	0.0		0	0	0
Sept. 16	@NYG					Inactive									
Sept. 23	@DAL					Inactive									
Sept. 30	WAS					Inactive									
Oct. 14	KC					Inactive									
Oct. 21	NO					Inactive									
Oct. 25	@MIN					Inactive									
Nov. 4	@OAK					Inactive									
Nov. 11	SD					Inactive									
Nov. 18	@CAR					Inactive									
Nov. 25	ATL					Inactive									
Dec. 2	@DEN					Inactive									
Dec. 9	PHI					Inactive									
Dec. 16	@NO					Inactive									
Dec. 23	STL					Inactive									
Dec. 30	@AT					Inactive									
TOTALS		3	55	18.3	23	0	0	0	0	0	0.0		0	0	0

88

LUKE STOCKER**TIGHT END****HT: 6-5 WT: 253****DOB: 7/17/88****NFL: 3RD YEAR****ACQ: D4, 2011****COLLEGE: TENNESSEE****ACQUIRED BY BUCS:**

- x Selected in the fourth round (104th overall) of the 2011 NFL Draft by the Buccaneers.

CAREER HIGHLIGHTS:

- x Recorded his first career touchdown at Dallas (9/23/12).
- x Made his first career start in his NFL debut vs. Detroit (9/11/11) in the 2011 season opener.

2012 HIGHLIGHTS:

- x Started the season opener vs. Carolina (9/9) and at the New York Giants (9/16).
- x At Dallas (9/23), recorded his first NFL touchdown on a one-yard pass from Josh Freeman.
- x Recorded a career-long 33-yard reception vs. New Orleans (10/21).
- x Finished with three receptions for a career-high 50 yards at Atlanta (12/30).

COLLEGE/PERSONAL:

- x Third-highest selected Tennessee tight end in NFL Draft history (Jason Witten, 69th, 2003; Brad Cottom, 76th, 2008) and first tight end drafted by the Buccaneers since 2006.
- x 12th player from the University of Tennessee to be selected by the Buccaneers.
- x Started in 38-of-52 games played, including his last 38 games during his Tennessee career (2007-10).
- x Set a Tennessee record for position players by competing in all 52 games of his collegiate career.
- x Recorded 85 receptions for 956 yards and eight touchdowns.
- x Named team captain as a senior.
- x Finished senior season with Tennessee collecting 39 receptions for 417 yards to rank third on team in both categories, while adding two touchdowns.
- x One of 10 players to start every 2010 game for Tennessee and only Volunteer with re-

ception in every game, including 11 contests with multiple catches.

- x Named 2010 Mackey Award Semifinalist (nation's top tight end), All-SEC second-team by Phil Steele and was selected to the 2011 Senior Bowl.
- x Shared Tennessee's 2010 Fourth Quarter Award presented to players who compete with intangible values that provide foundation of UT Football Program: attitude, discipline, toughness, effort and team.
- x As a junior, recorded 29 catches for 389 yards and finished second on the team with five touchdowns.
- x Graduated with degree in sport management and had begun work on second degree in recreation and leisure studies.
- x Attended Madison Southern High School (Berea, Kentucky), where he was an honor student and three-year starter for head coach Doug Carter.
- x Rated a three-star prospect by Rivals.com, who listed him as the nation's 33rd-best tight end and the seventh best recruit from the state of Kentucky and also received a three-star rating by Scout.com, as that recruiting service ranked him as the 34th-best tight end in the country.
- x Named two-time All-Conference and Class 3A All-District VII, 2006 Class of the Commonwealth and 2005 All-State.
- x Played in Kentucky-Tennessee All-Star Game.
- x As senior, caught 36 passes for 560 yards and five touchdowns on offense and also made 48 tackles on defensive line, including 21 tackles for loss and 14 sacks.
- x Also a standout basketball player, averaging 17 points as junior forward, making All-District and All-Region.
- x Academic All-State in football and basketball.
- x Joined Buccaneers teammates and more than 100 UnitedHealthcare employees to pack food boxes at Feeding America Tampa Bay in September 2011.

- x Helped teach football drills and spoke on the importance of living a healthy lifestyle to South London school students in October 2011.
- x Greeted fans at the International Series Fan Rally event at Trafalgar Square, London in October 2011.
- x Distributed candy, signed autographs and played games with over 700 underprivileged children at Lowry Park Zoo for the

team's annual Halloween Celebration in October 2011.

- x Visited patients at All Children's Hospital and sang Christmas carols to residents of Westminster Palms Retirement Home in December 2011.
- x Married to the former Daine Karst, with a son, Liam.
- x Born Lucas Aaron Stocker on July 17, 1988 in Berea, Kentucky.

STOCKER'S CAREER STATISTICS

YEAR	TEAM	GP	GS	RECEIVING				LG	TD
				NO	YDS	AVG			
2011	Tampa Bay	14	9	12	92	7.7		24	0
2012	Tampa Bay	16	11	16	165	10.3		33	1
NFL Totals		30	20	26	257	9.9		33	1

STOCKER'S GAME-BY-GAME STATISTICS

2012

DATE	OPP	NO	YDS	RECEIVING			ATT	YDS	RUSHING			TD
				AVG	LG	TD			AVG	LG	TD	
Sept. 9	CAR	0	0	-	-	0	0	0	-	-	0	
Sept. 16	@NYG	0	0	-	-	0	0	0	-	-	0	
Sept. 23	@DAL	1	1	1.0	1	1	0	0	-	-	0	
Sept. 30	WAS	1	5	5.0	5	0	0	0	-	-	0	
Oct. 14	KC	0	0	-	-	0	0	0	-	-	0	
Oct. 21	NO	1	33	33.0	33	0	0	0	-	-	0	
Oct. 25	@MIN	0	0	-	-	0	0	0	-	-	0	
Nov. 4	@OAK	1	2	2.0	2	0	0	0	-	-	0	
Nov. 11	SD	1	11	11.0	11	0	0	0	-	-	0	
Nov. 18	@CAR	0	0	-	-	0	0	0	-	-	0	
Nov. 25	ATL	1	5	5.0	5	0	0	0	-	-	0	
Dec. 2	@DEN	2	19	9.5	11	0	0	0	-	-	0	
Dec. 9	PHI	0	0	-	-	0	0	0	-	-	0	
Dec. 16	@NO	3	23	7.7	15	0	0	0	-	-	0	
Dec. 23	STL	2	16	8.0	10	0	0	0	-	-	0	
Dec. 30	@ATL	3	50	16.7	26	0	0	0	-	-	0	
TOTALS		16	165	10.3	33	1	0	0	-	-	6	

2011

DATE	OPP	NO	YDS	RECEIVING			ATT	YDS	RUSHING			TD
				AVG	LG	TD			AVG	LG	TD	
Sept. 11	DET	0	0	-	-	0	0	0	-	-	0	
Sept. 18	@MIN	1	17	17.0	17	0	0	0	-	-	0	
Sept. 25	ATL	2	33	16.5	24	0	0	0	-	-	0	
Oct. 3	IND	2	9	4.5	5	0	0	0	-	-	0	
Oct. 9	@SF											
Oct. 16	NO					Inactive						
Oct. 23	CHI	2	14	7.0	10	0	0	0	-	-	0	
Nov. 6	@NO	0	0	-	-	0	0	0	-	-	0	
Nov. 13	HOU	0	0	-	-	0	0	0	-	-	0	
Nov. 20	@GB	1	1	1.0	1	0	0	0	-	-	0	
Nov. 27	@TEN	0	0	-	-	0	0	0	-	-	0	
Dec. 4	CAR	0	0	-	-	0	0	0	-	-	0	
Dec. 11	@JAC	0	0	-	-	0	0	0	-	-	0	
Dec. 17	DAL	1	4	4.0	4	0	0	0	-	-	0	
Dec. 24	@CAR	3	14	4.7	9	0	0	0	-	-	0	
Jan. 1	@ATL	0	0	-	-	0	0	0	-	-	0	
TOTALS		12	92	7.7	24	0	0	0	-	-	0	

37

KEITH TANDY**DEFENSIVE BACK****HT: 5-10 WT: 205****DOB: 2/12/89****NFL: 2ND YEAR****ACQ: D6, 2012****COLLEGE: WEST VIRGINIA****ACQUIRED BY BUCS:**

- x Selected by Tampa Bay in the sixth round (174th overall) of the 2012 NFL Draft.

2012 HIGHLIGHTS:

- x Made NFL debut in season opener vs. Carolina (9/9) and recorded one special teams tackle.
- x Registered special teams tackle vs. Atlanta (11/25).
- x Notched one special teams tackle vs. Philadelphia (12/9).
- x Rushed for 18 yards and a first down on a fake punt at New Orleans (12/16).

COLLEGE/PERSONAL:

- x A team captain that started in 40-of-45 career games (2008-11), including every game his sophomore, junior and senior seasons.
- x Recorded 188 tackles, 8.0 tackles for loss, 13 interceptions, 37 passes defended, one forced fumble and one fumble recovery.
- x Two-time first-team All-Big East selection.
- x Three-time Big East Academic All-Star.
- x As a senior, led the team and ranked third in the Big East with four interceptions.
- x Led the team and ranked second in the Big East in passes defended with 13.
- x Added 64 tackles and 2.0 tackles for loss.
- x As a junior, named second-team All-American by SI.com and third-team All-American by Rivals.com.
- x Tied for fifth nationally with 17 passes defended and 10th in the country with six interceptions, leading the Big East in both categories.
- x As a sophomore, tied for 10th in the Big East with three interceptions and 14th with seven passes defended.
- x Graduated in December 2011 with a bachelor's degree in forensic and investigative sciences.

- x Attended Christian County High School (Hopkinsville, Kentucky) where he played quarterback, throwing for 8,609 yards and 90 touchdowns, including a single-season school-record 32.
- x As a senior, also rushed for 1,007 yards and made four interceptions on defense.
- x Helped the U.S. Marine Corps Reserve sort donated toys to support the Toys for Tots program in December 2012.
- x Visited youth at All Children's Hospital in St. Petersburg and sang holiday carols to residents at Westminster Palms retirement home in December 2012.
- x Led students through football drills and promoted the importance of health and fitness for the opening of BUCS CARE School Fitness Zones at Mort Elementary in November 2012 and Davis Elementary in December 2012.
- x Helped host a lunch for service members at Coast Guard Air Station Clearwater and visited veterans recovering from injury and illness at Bay Pines VA Hospital in November 2012.
- x Greeted children, signed autographs and handed out Buccaneers teddy bears to pediatric patients at Tampa General Hospital in October 2012 and Florida Hospital Tampa in November 2012.
- x Visited Crestwood Elementary in September 2012 to read to students and promote the importance of literacy during Hispanic Heritage Month.
- x In June 2012, visited MacDill Air Force Base to tour a hurricane aircraft, witness a military dog training session, and thank civilian workers and active duty military for their service.
- x Hosted an educational scavenger hunt for children from the Boys & Girls Clubs of Tampa Bay at Busch Gardens Tampa in June 2012.
- x Signed autographs, handed out Buccaneers teddy bears, and greeted patients

at St. Joseph's Children's Hospital in May 2012.

- × Helped host an outing to a Tampa Bay Rays game for underprivileged students from Campbell Park Elementary in May 2012.

× Son of Joyce Jordan.

- × Born Keith Tandy on February 12, 1989 in Hopkinsville, Kentucky.

TANDY'S CAREER STATISTICS

YEAR	TEAM	GP	GS	TACKLES				SK	YDS	INTERCEPTIONS				FUMBLES			ST TACKLES			
				TOT	SOLO	ASST				NO	YDS	LG	TD	PD	FF	FR	YDS	T	S	A
2012	Tampa Bay	8	0	0	0	0	0.0	0.0	0.0	0	0	0	0	0	0	0	0	3	3	0
NFL Totals		8	0	0	0	0	0.0	0.0	0.0	0	0	0	0	0	0	0	0	3	3	0

TANDY'S GAME-BY-GAME STATISTICS

2012

		TACKLES							INTERCEPTIONS						FUMBLES			TACKLES		
DATE	OPP	T	S	A	TFL	SK	YDS	QH	NO	YDS	LG	TD	PD	FF	FR	YDS	T	S	A	
Sept. 9	CAR	0	0	0	0	0.0	0.0	0	0	0	0	0	0	0	0	0	1	1	0	
Sept. 16	@NYG	0	0	0	0	0.0	0.0	0	0	0	0	0	0	0	0	0	0	0	0	
Sept. 23	@DAL								Inactive											
Sept. 30	WAS								Inactive											
Oct. 14	KC								Inactive											
Oct. 21	NO								Inactive											
Oct. 25	@MIN								Inactive											
Nov. 4	@OAK								Inactive											
Nov. 11	SD	0	0	0	0	0.0	0.0	0	0	0	0	0	0	0	0	0	0	0	0	
Nov. 18	@CAR								Inactive											
Nov. 25	ATL	0	0	0	0	0.0	0.0	0	0	0	0	0	0	0	0	0	1	1	0	
Dec. 2	@DEN	0	0	0	0	0.0	0.0	0	0	0	0	0	0	0	0	0	0	0	0	
Dec. 9	PHI	0	0	0	0	0.0	0.0	0	0	0	0	0	0	0	0	0	1	1	0	
Dec. 16	@NO	0	0	0	0	0.0	0.0	0	0	0	0	0	0	0	0	0	0	0	0	
Dec. 23	STL	0	0	0	0	0.0	0.0	0	0	0	0	0	0	0	0	0	0	0	0	
Dec. 30	@ATL	0	0	0	0	0.0	0.0	0	0	0	0	0	0	0	0	0	0	0	0	
TOTALS		0	0	0	0	0.0	0.0	0.0	0	0	0	0	0	0	0	0	3	3	0	

50

DANIEL TE'O-NESHEIM

DEFENSIVE END
 HT: 6-3 WT: 263
 DOB: 6/12/87
 NFL: 4TH YEAR
 ACQ: FA, 2011
 COLLEGE: WASHINGTON

**ACQUIRED BY BUCS:**

- x Signed by Tampa Bay on November 22, 2011, from the Philadelphia Eagles practice squad.

ORIGINALLY ENTERED NFL:

- x Originally selected by the Philadelphia Eagles in the third round (86th overall) of the 2010 NFL Draft.

CAREER HIGHLIGHTS:

- x Played all 16 games for the Buccaneers in 2012, starting 14, and setting career highs in tackles (40) and sacks (4.0).
- x Played one game for the Buccaneers in 2011.
- x Appeared in six games with one start for Philadelphia in 2010. Also appeared in one playoff game against Green Bay (1/9).
- x First career sack came in first career start, on January 2, 2011, vs. Dallas.
- x Notched a career-high three tackles vs. Houston (12/2).
- x Made NFL debut vs. Atlanta on October 17, 2010.

2012 HIGHLIGHTS:

- x Played in season opener vs. Carolina (9/9). Helped Buccaneers defense tie a franchise record for fewest rushing yards allowed in a game (10).
- x Made first career start as a Buccaneer at Dallas (9/23).
- x Started vs. Washington (9/30), his first as a Buccaneer, and recorded four tackles.
- x Started vs. Kansas City (10/14) and recorded four tackles, including one for loss. Part of run defense that limited the Chiefs' second-ranked rushing attack to 80 yards on 30 attempts (2.7 avg.).
- x Started vs. New Orleans (10/21) and registered three tackles.

- x Recorded three tackles, including one for loss, and his first sack as a Buccaneers at Minnesota (10/26).
- x Posted a career-high five tackles, including one for loss, and a sack in win vs. San Diego (11/11).
- x Notched career-high seven tackles, including one for loss, in win at Carolina (11/18).
- x Registered four tackles, including two for loss, vs. Atlanta (11/25).
- x Recorded two tackles, including one for loss, one sack and two quarterback hits vs. Philadelphia (12/9).
- x Notched three tackles, including one for loss, and a sack in win at Atlanta (12/30).

COLLEGE/PERSONAL:

- x Two-time All-Pac-10 second-team selection at Washington.
- x Started all 49 games of career (2006-09), setting school record with 30 sacks.
- x Won the L. Wait Rising Lineman of the Year award all four seasons.
- x Named the Guy Flaherty Most Inspirational Award winner, the oldest and most prestigious team honor at the UW.
- x Named to The Sporting News Pac-10 All-Freshman team.
- x Earned honorable mention Academic All-Pac-10.
- x Competed in the throwing events for the Huskies track team in the spring of 2005, placing 14th in the shot put, and 16th in the discus, at the 2006 Pac-10 Championships. Also was 10th in the discus, and 14th in the shot, at the 2006 USA Junior National Championships.
- x Earned degree in Interdisciplinary Visual Arts.
- x Played for Tom Goodspeed at Hawai'i Prep helping team to a 10-2 overall record and a 9-0 league record as a senior.

- × Two-time first-team all-league (Big Island Interscholastic Federation) selection.
- × Ranked the No. 33 defensive lineman in the nation and the No. 5 player overall in Hawai'i by Rivals.com. Also ranked the No. 56 defensive lineman in the nation by Scout.com
- × Excelled on the track team as a shot putter and discus thrower.
- × Along with the defensive line, purchased toys and hosted a surprise shopping spree for underprivileged families in the inaugu-

ral "D-Line Does Christmas" event in December 2012.

- × Son of the late David Nesheim and Ailota Nesheim, who resides in Seattle.
- × Distant cousin of former NFL player Toniui Fonoti.
- × Moved to Seattle at the age of five. Relocated back to Samoa at 12 before attending Hawaii Prep Academy in Kameuta, Hawaii.
- × Born Daniel Nesheim on June 12, 1987, in Pago Pago, American Samoa.

TE'O-NESHEIM'S CAREER STATISTICS

YEAR	TEAM	GP	GS	TACKLES				YDS	INTERCEPTIONS				FUMBLES			ST TACKLES			
				TOT	SOLO	ASST	SK		NO	YDS	LG	TD	PD	FF	FR	YDS	T	S	A
2010	Philadelphia	6	1	5	4	1	1.0	0.0	0	0	0	0	0	0	0	0	1	-	-
2011	Tampa Bay	1	0	0	0	0	0.0	0.0	0	0	0	0	0	0	0	0	0	0	0
2012	Tampa Bay	16	14	40	24	16	4.0	35.0	0	0	0	0	0	0	0	0	0	0	0
NFL Totals		23	15	45	28	17	5.0	35.0	0	0	0	0	0	0	0	0	1	-	-

SINGLE-GAME HIGHS

Tackles: 7, at Carolina, 11/18/12
Sacks: 1, five times, last vs. Philadelphia, 12/9/12

TE'O-NESHEIM'S GAME-BY-GAME STATISTICS

2012

DATE	OPP	TACKLES				YDS	QH	INTERCEPTIONS				FUMBLES			ST TACKLES			
		T	S	A	TFL			NO	YDS	LG	TD	PD	FF	FR	YDS	T	S	A
Sept. 9	CAR	0	0	0	0	0.0	0.0	0	0	0	0	0	0	0	0	0	0	0
Sept. 16	@NYG	0	0	0	0	0.0	0.0	0	0	0	0	0	0	0	0	0	0	0
Sept. 23	@DAL	0	0	0	0	0.0	0.0	0	0	0	0	0	0	0	0	0	0	0
Sept. 30	WAS	4	1	3	0	0.0	0.0	0	0	0	0	0	0	0	0	0	0	0
Oct. 14	KC	4	2	2	1	0.0	0.0	1	0	0	0	0	0	0	0	0	0	0
Oct. 21	NO	3	1	2	0	0.0	0.0	0	0	0	0	0	0	0	0	0	0	0
Oct. 25	@MIN	3	1	2	1	1.0	7.0	2	0	0	0	0	0	0	0	0	0	0
Nov. 4	@OAK	1	1	0	0	0.0	0.0	0	0	0	0	0	0	0	0	0	0	0
Nov. 11	SD	5	4	1	1	1.0	10.0	1	0	0	0	0	0	0	0	0	0	0
Nov. 18	@CAR	7	3	4	1	0.0	0.0	1	0	0	0	0	0	0	0	0	0	0
Nov. 25	ATL	4	4	0	2	0.0	0.0	0	0	0	0	0	0	0	0	0	0	0
Dec. 2	@DEN	2	1	1	0	0.0	0.0	0	0	0	0	0	0	0	0	0	0	0
Dec. 9	PHI	2	2	0	1	1.0	7.0	2	0	0	0	0	0	0	0	0	0	0
Dec. 16	@NO	1	1	0	0	0.0	0.0	0	0	0	0	0	0	0	0	0	0	0
Dec. 23	STL	1	1	0	0	0.0	0.0	0	0	0	0	0	0	0	0	0	0	0
Dec. 30	@ATL	3	2	1	1	1.0	11.0	1	0	0	0	0	0	0	0	0	0	0
TOTALS		40	24	16	8	4.0	35.0	8	0	0	0	0	0	0	0	0	0	0

2011

DATE	OPP	TACKLES			TFL	SK	YDS	QBP	INTERCEPTIONS					PD	FUMBLES			ST TACKLES		
		T	S	A					NO	YDS	LG	TD	PD		FF	FR	YDS	T	S	A
Sept. 11	DET								Philadelphia Practice Squad											
Sept. 18	@MIN								Philadelphia Practice Squad											
Sept. 25	ATL								Philadelphia Practice Squad											
Oct. 3	IND								Philadelphia Practice Squad											
Oct. 9	@SF								Philadelphia Practice Squad											
Oct. 16	NO								Philadelphia Practice Squad											
Oct. 23	CHI								Philadelphia Practice Squad											
Nov. 6	@NO								Philadelphia Practice Squad											
Nov. 13	HOU								Philadelphia Practice Squad											
Nov. 20	@GB								Philadelphia Practice Squad											
Nov. 27	@TEN								Inactive											
Dec. 4	CAR								Inactive											
Dec. 11	@JAC								Inactive											
Dec. 17	DAL	0	0	0	0	0.0	0.0	1	0	0	0	0	0	0	0	0	0	0	0	0
Dec. 24	@CAR								Inactive											
Jan. 1	@ATL								Inactive											
TOTALS		0	0	0	0	0.0	0.0	1	0	0	0	0	0	0	0	0	0	0	0	0

2010 (W/PHILADELPHIA)

DATE	OPP	TACKLES			TFL	SK	YDS	QBP	INTERCEPTIONS					PD	FUMBLES			ST TACKLES		
		T	S	A					NO	YDS	LG	TD	PD		FF	FR	YDS	T	S	A
Sept. 12	GB								Inactive											
Sept. 19	@DET								Inactive											
Sept. 26	@JAC								Inactive											
Oct. 3	WAS								Inactive											
Oct. 10	@SF								Inactive											
Oct. 17	ATL	-	-	-	0	0.0	0.0	0	0	0	0	0	0	0	0	0	0	-	-	-
Oct. 24	@TEN	-	-	-	0	0.0	0.0	0	0	0	0	0	0	0	0	0	0	-	-	-
Nov. 7	IND								Inactive											
Nov. 15	@WAS								Inactive											
Nov. 21	NYG								Inactive											
Nov. 28	@CHI	-	-	-	0	0.0	0.0	0	0	0	0	0	0	0	0	0	0	-	-	-
Dec. 2	HOU	-	-	-	0	0.0	0.0	0	0	0	0	0	0	0	0	0	0	-	-	-
Dec. 12	@DAL								Inactive											
Dec. 19	@NYG	-	-	-	0	0.0	0.0	0	0	0	0	0	0	0	0	0	0	-	-	-
Dec. 28	MIN								Inactive											
Jan. 2	DAL	-	-	-	0	1.0	0.0	0	0	0	0	0	0	0	0	0	0	-	-	-
TOTALS		5	4	1	0	1.0	0.0	0	0	0	0	0	0	0	0	0	0	1	-	-

LAWRENCE TYNES

KICKER

HT: 6-1 WT: 202

DOB: 5/3/78

NFL: 10TH YEAR

ACQ: FA, 2013

COLLEGE: TROY



ACQUIRED BY BUCS:

- x Signed by Tampa Bay as a free agent on July 17, 2013.

ORIGINALLY ENTERED NFL:

- x Originally entered the NFL as a college free agent with the Kansas City Chiefs on April 26, 2001.

CAREER HIGHLIGHTS:

- x Kicked overtime field goals to win both the 2007 and 2011 NFC Championship Games. Only kicker in NFL history with two postseason game-winning field goals in overtime.
- x Game-winning 47-yard field goal in the 2007 NFC Championship Game at Green Bay is the longest postseason field goal in Lambeau Field history.
- x The NFL's first Scottish-born player (born Greenock, Scotland).
- x Earned three career Special Teams Player of the Week Awards (Week 7 – 2005; Week 5 – 2006; Week 3 – 2012).
- x Named Special Teams Player of the Month for October 2012.
- x Has scored at least 100 points in every full season of his career.
- x Played in 129 regular season games and 10 postseason contests.
- x Made 190-of-233 field goals (81.5 percent) and 357-of-363 extra points attempted (98.3 percent) in his regular season career.
- x In the postseason, has connected on 13-of-18 field goals (72.2 percent) and all 20 of his extra points attempted for a total of 59 points, a Giants postseason record.
- x Prior to playing in the NFL, Tynes spent two seasons in the Canadian Football League, playing in 26 games for the Ottawa Renegades, connecting on 71-of-87 field goals (81.6 percent) and all 51 extra point tries with 11 singles for 275 points.

- x In 2003, Tynes earned All-CFL honors, setting a team record with 51 made field goals the most in the CFL, and finishing the season with 198 points, tied for the most in the league.

- x Tynes began his professional career in NFL Europe, playing in 10 games for the Scottish Claymores in 2002.

2012 HIGHLIGHTS:

- x Connected on 33-of-39 field goal attempts (84.6 percent) and all 46 extra points.
- x Scored 145 points last season, the second-most in the NFL and the most in the NFC.
- x Earned NFC Special Teams Player of the Month for October, when he made 13-of-14 field goal attempts and all 12 extra point tries.
- x Named NFC Special Teams Player of the Week after a Week 3 victory at Carolina (9/20), where he kicked field goals of 47, 49, 30, 36 and 37 yards.
- x Kicked a career-high five field goals twice, at Carolina (9/20) and at Dallas (10/28).
- x Set a Giants record with 204 consecutive extra points, with his last miss coming in 2007 against San Francisco (10/21/07).
- x Had a career-best streak of 26 games with at least one made field goal snapped in Week 15 at Atlanta (12/16).

COLLEGE/PERSONAL:

- x A four-year letter winner at Troy University (1997-2001), Tynes connected on 45-of-62 field goals (72.6 percent) and 127-of-131 extra points.
- x His 45 made field goals and 262 career points both set school records.
- x All-America selection of the American Football Coaches Association, The Sports Network and Associated Press as a senior, connecting on 16 of 20 field goals and all 40 extra points, leading the team in scoring with 88 points.

- x Honorable mention All-America selection by the Football Gazette as a sophomore, when he led the team in scoring with 64 points, making 14-of-19 field goals and all 22 extra points.
- x Graduated with a degree in criminal justice.
- x Hosted over 100 of New Jersey's Special Olympics athletes at MetLife Stadium for a Punt, Pass & Kick event.
- x Attended the Jay Fund's Annual Champions for Children's Gala in New York City.
- x A member of the Muscular Dystrophy's "Muscle Team" and attended their annual fundraiser dinner.
- x Participated in "Combat to Career" event in partnership with Joseph Abboud, JCPenney, and IAVA (Iraq Afghanistan Veterans of America) to assemble care packages containing fashionable must-haves for male and female veterans who are transitioning into the workforce.
- x Attended the Jay Fund's Annual Champions for Children's Gala in New York City and the Jay Fund's dinner and golf tournament fundraiser in Ponte Vedra Beach, Fla.
- x Attended Milton High School (Milton Florida).
- x Moved to Florida at age 10.
- x Married to Amanda Tynes, with twin boys, Caleb and Jaden.
- x Born Lawrence Tynes on 5/3/78 in Greenock, Scotland.

TYNES' CAREER STATISTICS

YEAR	TEAM	GP	FG	SCORING								POINTS
				FGA	PCT	LG	BLK	XP	XPA	PCT	BLK	
2004	Kansas City	16	17	23	73.9	50	1	58	60	96.7	0	109
2005	Kansas City	16	27	33	81.8	52	1	44	45	97.8	0	129
2006	Kansas City	16	24	31	77.4	53	1	35	36	97.2	0	107
2007	N.Y. Giants	16	23	27	85.2	48	0	40	42	95.2	0	109
2008	N.Y. Giants	2	1	1	100.0	19	0	3	24	100.0	0	6
2009	N.Y. Giants	16	27	32	84.4	52	0	45	45	100.0	0	126
2010	N.Y. Giants	15	19	23	82.6	53	0	43	43	100.0	0	100
2011	N.Y. Giants	16	19	24	79.2	50	2	43	43	100.0	0	100
2012	N.Y. Giants	16	33	39	84.6	50	1	46	46	100.0	0	145
NFL Totals		129	190	233	81.5	53	0	134	134	100.0	0	927

YEAR	TEAM	FIELD GOALS									
		1-19	PCT	20-29	PCT	30-39	PCT	40-49	PCT	50+	PCT
2004	Kansas City	0/0	-	5/5	100.0	7/8	87.5	3/6	50.0	2/4	50.0
2005	Kansas City	1/1	100.0	8/8	100.0	12/13	92.3	4/8	66.7	2/3	66.7
2006	Kansas City	1/1	100.0	10/10	100.0	4/6	66.7	7/10	70.0	2/4	50.0
2007	N.Y. Giants	1/1	100.0	9/10	90.0	5/8	62.5	8/8	100.0	0/0	-
2008	N.Y. Giants	1/1	100.0	0/0	-	0/0	-	-	-	0/0	-
2009	N.Y. Giants	0/0	-	10/12	83.3	11/13	84.6	5/6	83.3	1/1	100.0
2010	N.Y. Giants	0/0	-	12/12	100.0	2/4	75.0	3/4	75.0	2/3	66.7
2011	N.Y. Giants	0/0	-	12/12	100.0	3/4	60.0	3/5	60.0	1/3	33.3
2012	N.Y. Giants	0/0	-	11/11	100.0	14/16	77.8	7/9	77.8	1/3	33.3
NFL Totals		4/4	100.0	77/80	96.3	58/72	80.6	40/56	71.4	11/21	52.4

POSTSEASON YEAR	TEAM	SCORING									
		GP	FG	FGA	PCT	LG	BLK	XP	XPA	PCT	POINTS
2006	Kansas City	1	0	1	0.0	-	0	0	0	-	0
2007	N.Y. Giants	4	5	7	71.4	47	0	10	10	100.0	25
2008	N.Y. Giants	1	0	0	-	-	0	0	0	-	0
2011	N.Y. Giants	4	8	10	80.0	38	0	10	10	100.0	34
NFL Totals		10	13	18	72.2	47	0	20	20	100.0	59

POSTSEASON YEAR	TEAM	FIELD GOALS									
		1-19	PCT	20-29	PCT	30-39	PCT	40-49	PCT	50+	PCT
2006	Kansas City	0/0	-	0/1	0.0	0/0	-	0/0	-	0/0	-
2007	N.Y. Giants	0/0	-	2/2	90.0	2/3	66.7	1/2	100.0	0/0	-
2008	N.Y. Giants	0/0	-	0/0	-	0/0	-	0/0	-	0/0	-
2011	N.Y. Giants	0/0	-	2/2	100.0	6/7	85.7	0/1	60.0	0/0	-
NFL Totals		0/0	-	4/5	80.0	8/10	80.0	1/3	33.3	0/0	-

SINGLE-GAME HIGHS

FGs Made: 5, twice, last at Dallas, 10/28/12 (w/NYG)

FGs Attempted: 5, four times, last at Dallas, 10/28/12 (w/NYG)

Points: 18, at Carolina, 9/20/12 (w/NYG)

Long Field Goal: 53, twice, last at Dallas, 10/25/10 (w/NYG)

PATs Made: 8, vs. Atlanta, 10/24/04 (w/NYG)

ADDITIONAL STATS

Special Teams Tackles: 8

Punts: One for 33 yards in 2006.

TYNES' GAME-BY-GAME STATISTICS

2012 (W/N.Y. GIANTS)

DATE	OPP				SCORING						
		FG	FGA	PCT	LG	BLK	XP	XPA	PCT	BLK	POINTS
Sept. 5	DAL	1	1	100.0	22	0	2	2	100.0	0	5
Sept. 16	TB	4	4	100.0	37	0	3	3	100.0	0	15
Sept. 20	@CAR	5	5	100.0	49	0	3	3	100.0	0	18
Sept. 30	@PHI	1	2	50.0	25	0	2	2	100.0	0	5
Oct. 7	CLE	2	2	100.0	40	0	5	5	100.0	0	11
Oct. 14	@SF	4	5	80.0	34	1	2	2	100.0	0	14
Oct. 21	WAS	2	2	100.0	39	0	3	3	100.0	0	9
Oct. 28	@DAL	5	5	100.0	43	0	2	2	100.0	0	17
Nov. 4	PIT	2	3	66.7	50	0	2	2	100.0	0	8
Nov. 11	@CIN	2	2	100.0	31	0	1	1	100.0	0	7
Nov. 25	GB	1	1	100.0	43	0	5	5	100.0	0	8
Dec. 3	@WAS	3	4	75.0	40	0	1	1	100.0	0	10
Dec. 9	NO	1	2	50.0	39	0	7	7	100.0	0	10
Dec. 16	@ATL	0	1	0.0	-	0	0	0	-	0	0
Dec. 23	@BAL	0	0	-	-	0	2	2	100.0	0	2
Dec. 30	PHI	0	0	-	-	0	6	6	100.0	0	6
TOTALS		33	39	84.6	50	1	46	46	100.0	0	145

2011 (W/N.Y. GIANTS)

DATE	OPP				SCORING						
		FG	FGA	PCT	LG	BLK	XP	XPA	PCT	BLK	POINTS
Sept. 11	@WAS	0	1	0.0	-	1	2	2	100.0	0	2
Sept. 19	STL	0	0	-	-	0	4	4	100.0	0	4
Sept. 25	@PHI	0	0	-	-	0	3	3	100.0	0	3
Oct. 2	@ARI	1	1	100.0	30	0	4	4	100.0	0	7
Oct. 9	SEA	1	1	100.0	26	0	2	2	100.0	0	5
Oct. 16	BUF	2	3	66.7	26	1	3	3	100.0	0	9
Oct. 30	MIA	2	2	100.0	29	0	2	2	100.0	0	8
Nov. 6	@NE	1	1	100.0	22	0	3	3	100.0	0	6
Nov. 13	@SF	2	2	100.0	25	0	2	2	100.0	0	8
Nov. 20	PHI	1	1	100.0	48	0	1	1	100.0	0	4
Nov. 28	@NO	1	2	50.0	48	0	3	3	100.0	0	6
Dec. 4	GB	2	2	100.0	50	0	3	3	100.0	0	9
Dec. 11	@DAL	2	2	100.0	26	0	3	3	100.0	0	9
Dec. 18	WAS	1	2	50.0	40	0	1	1	100.0	0	4
Dec. 24	@NYJ	2	2	100.0	36	0	3	3	100.0	0	9
Jan. 1	@DAL	1	2	50.0	28	0	4	4	100.0	0	7
TOTALS		19	28	79.2	50	2	43	43	100.0	0	100
PLAYOFFS											
Jan. 8	ATL	1	2	50.0	22	0	3	3	100.0	0	6
Jan. 15	@GB	3	4	75.0	35	0	4	4	100.0	0	13
Jan. 22	@SF	2	2	100.0	31	0	2	2	100.0	0	8
Feb. 5	NE	2	2	100.0	38	0	1	1	100.0	0	7
TOTALS		8	10	80.2	38	0	10	10	100.0	0	34

2010 (W/N.Y. GIANTS)

DATE	OPP				SCORING						
		FG	FGA	PCT	LG	BLK	XP	XPA	PCT	BLK	POINTS
Sept. 12	CAR	1	1	100.0	32	0	4	4	100.0	0	7
Sept. 19	@IND	0	0	-	-	0	2	2	100.0	0	2
Sept. 26	TEN	1	3	33.3	50	0	1	1	100.0	0	4
Oct. 3	CHI	1	2	50.0	22	0	2	2	100.0	0	5
Oct. 10	@HOU	2	2	100.0	45	0	4	4	100.0	0	10
Oct. 17	DET					Inactive					
Oct. 25	@DAL	2	2	100.0	53	0	5	5	100.0	0	11
Nov. 7	@SEA	2	2	-	25	-	5	5	100.0	0	11
Nov. 14	DAL	2	2	100.0	43	0	2	2	100.0	0	8
Nov. 21	@PHI	1	1	100.0	24	0	2	2	100.0	0	5
Nov. 28	JAC	3	3	100.0	29	0	1	1	100.0	0	10
Dec. 5	WAS	1	1	100.0	28	0	4	4	100.0	0	7
Dec. 13	@MIN	0	0	-	-	0	3	3	100.0	0	3
Dec. 19	PHI	1	1	100.0	25	0	4	4	100.0	0	7
Dec. 26	@GB	1	1	100.0	38	0	2	2	100.0	0	5
Jan. 2	@WAS	1	2	100.0	20	0	2	2	100.0	0	5
TOTALS		19	28	82.6	53	0	43	43	100.0	0	100

2009 (W/N.Y. GIANTS)

DATE	OPP	FG	FGA	PCT	SCORING		XP	XPA	PCT	BLK	POINTS
					LG	BLK					
Sept. 13	WAS	3	3	100.0	45	0	2	2	100.0	0	11
Sept. 20	@DAL	4	5	80.0	37	0	3	3	100.0	0	15
Sept. 27	@TB	1	2	50.0	26	0	3	3	100.0	0	6
Oct. 4	@KC	2	3	66.7	40	0	3	3	100.0	0	9
Oct. 11	OAK	3	3	100.0	37	0	5	5	100.0	0	14
Oct. 18	@NO	2	2	100.0	49	0	3	3	100.0	0	9
Oct. 25	ARI	1	1	100.0	20	0	2	2	100.0	0	5
Nov. 1	@PHI	1	2	50.0	42	0	2	2	100.0	0	5
Nov. 8	SD	2	2	100.0	38	0	2	2	100.0	0	8
Nov. 22	ATL	2	3	66.7	39	0	4	4	100.0	0	10
Nov. 26	@DEN	2	2	100.0	52	0	0	0	100.0	0	6
Dec. 6	DAL	1	1	100.0	23	0	4	4	100.0	0	7
Dec. 13	PHI	1	1	100.0	26	0	5	5	100.0	0	8
Dec. 21	@WAS	1	1	100.0	38	0	6	6	100.0	0	9
Dec. 27	CAR	1	1	100.0	40	0	0	0	100.0	0	3
Jan. 3	@MIN	0	0	-	-	0	1	1	100.0	0	1
TOTALS		27	32	84.4	52	0	45	45	100.0	0	126

2008 (W/N.Y. GIANTS)

DATE	OPP	FG	FGA	PCT	SCORING		XP	XPA	PCT	BLK	POINTS
					LG	BLK					
Sept. 4	WAS					Inactive					
Sept. 14	@STL					Inactive					
Sept. 21	CIN					Inactive					
Oct. 5	SEA					Inactive					
Oct. 13	@CLE					Inactive					
Oct. 19	SF					Inactive					
Oct. 26	@PIT					Inactive					
Nov. 2	DAL					Inactive					
Nov. 9	@PHI	0	0	-	-	0	0	0	-	0	0
Nov. 16	BAL	1	1	100.0	19	0	3	3	100.0	0	6
Nov. 23	@ARI					Inactive					
Nov. 30	@WAS					Inactive					
Dec. 7	PHI					Inactive					
Dec. 14	@DAL					Inactive					
Dec. 21	CAR					Inactive					
Dec. 28	@MIN					Inactive					
TOTALS		1	1	100.0	19	0	3	3	100.0	0	6
PLAYOFFS											
Jan. 11	PHI	0	0	-	-	0	-	-	-	0	0
TOTALS		0	0	-	-	0	-	-	-	0	0

2007 (W/N.Y. GIANTS)

DATE	OPP	FG	FGA	PCT	SCORING		XP	XPA	PCT	BLK	POINTS
					LG	BLK					
Sept. 9	@DAL	3	3	100.0	48	0	2	2	100.0	0	11
Sept. 16	GB	2	3	66.7	48	0	1	1	100.0	0	7
Sept. 23	@WAS	1	1	100.0	34	0	3	3	100.0	0	6
Sept. 30	PHI	1	2	50.0	29	0	1	2	50.0	0	4
Oct. 7	NYJ	0	0	-	-	0	5	5	100.0	0	5
Oct. 15	@ATL	1	1	100.0	32	0	4	4	100.0	0	7
Oct. 21	SF	2	2	100.0	39	0	3	4	75.0	0	9
Oct. 28	@MIA	2	3	66.7	41	0	1	1	100.0	0	7
Nov. 11	DAL	2	2	100.0	40	0	2	2	100.0	0	8
Nov. 18	@DET	3	3	100.0	46	0	1	1	100.0	0	10
Nov. 25	MIN	1	1	100.0	48	0	2	2	100.0	0	5
Dec. 2	@CHI	0	0	-	-	0	3	3	100.0	0	3
Dec. 9	@PHI	3	3	100.0	23	0	1	1	100.0	0	10
Dec. 16	WAS	1	2	50.0	35	0	1	1	100.0	0	4
Dec. 23	@BUF	1	1	100.0	42	0	5	5	100.0	0	8
Dec. 29	NE	0	0	-	-	0	5	5	100.0	0	5
TOTALS		23	27	85.2	48	0	40	42	95.2	0	109
PLAYOFFS											
Jan. 6	@TB	1	1	100.0	25	0	3	3	100.0	0	6
Jan. 13	@DAL	0	0	-	-	0	3	3	100.0	0	3
Jan. 20	@GB	3	5	60.0	47	0	2	2	100.0	0	11
Feb. 3	NE	1	1	100.0	32	0	2	2	100.0	0	5
TOTALS		5	7	71.4	47	0	10	10	100.0	0	25

2006 (W/KANSAS CITY)

DATE	OPP	FG	FGA	PCT	SCORING		XP	XPA	PCT	BLK	POINTS
					LG	BLK					
Sept. 10	CIN	1	2	50.0	29	0	1	1	100.0	0	4
Sept. 17	@DEN	2	2	100.0	45	0	0	0	-	0	6
Oct. 1	SF	2	2	100.0	49	0	5	5	100.0	0	11
Oct. 8	@ARI	3	3	100.0	45	0	2	2	100.0	0	11
Oct. 15	@PIT	0	0	-	-	0	1	1	100.0	0	1
Oct. 22	SD	1	2	50.0	53	0	3	4	75.0	0	6
Oct. 29	SEA	2	3	66.7	38	0	3	3	100.0	0	9
Nov. 5	@STL	1	1	100.0	42	0	4	4	100.0	0	7
Nov. 12	@MIA	1	2	50.0	27	1	1	1	100.0	0	4
Nov. 19	OAK	1	2	50.0	37	0	2	2	100.0	0	5
Nov. 23	DEN	4	4	100.0	34	0	1	1	100.0	0	13
Dec. 3	@CLE	0	0	-	-	0	4	4	100.0	0	4
Dec. 10	BAL	1	2	50.0	49	0	1	1	100.0	0	4
Dec. 17	@SD	3	3	100.0	52	0	0	0	-	0	9
Dec. 23	@OAK	2	3	66.7	29	0	2	2	100.0	0	8
Dec. 31	JAC	0	0	-	-	0	5	5	100.0	0	5
TOTALS		24	31	77.4	53	1	35	36	97.2	0	107
PLAYOFFS											
Jan. 6	@IND	0	1	0.0	-	0	0	0	-	0	0
TOTALS		0	1	0.0	-	0	0	0	-	0	0

2005 (W/KANSAS CITY)

DATE	OPP	FG	FGA	PCT	SCORING		XP	XPA	PCT	BLK	POINTS
					LG	BLK					
Sept. 11	NYJ	2	3	66.7	41	0	3	3	100.0	0	9
Sept. 18	@OAK	3	4	75.0	42	1	2	2	100.0	0	11
Sept. 26	@DEN	1	1	100.0	28	0	1	1	100.0	0	4
Oct. 2	PHI	1	1	100.0	38	0	4	4	100.0	0	7
Oct. 16	WAS	2	2	100.0	38	0	2	2	100.0	0	8
Oct. 21	@MIA	3	3	100.0	52	0	3	3	100.0	0	12
Oct. 30	@SD	2	2	100.0	34	0	2	2	100.0	0	8
Nov. 6	OAK	2	2	100.0	47	0	3	3	100.0	0	9
Nov. 13	@BUF	1	3	33.3	35	0	0	0	-	0	3
Nov. 20	@HOU	1	1	100.0	35	0	6	6	100.0	0	9
Nov. 27	NE	4	4	100.0	47	0	2	2	100.0	0	14
Dec. 4	DEN	1	1	100.0	34	0	4	4	100.0	0	7
Dec. 11	@DAL	0	1	0.0	-	0	4	4	100.0	0	4
Dec. 17	@NYG	1	1	100.0	19	0	2	2	100.0	0	5
Dec. 24	SD	0	1	0.0	-	0	2	3	66.7	0	2
Jan. 1	CIN	3	3	100.0	39	0	4	4	100.0	0	13
TOTALS		27	33	81.8	53	1	44	45	97.8	0	125

2004 (W/KANSAS CITY)

DATE	OPP	FG	FGA	PCT	SCORING		XP	XPA	PCT	BLK	POINTS
					LG	BLK					
Sept. 12	@DEN	1	2	50.0	50	0	3	3	100.0	0	6
Sept. 19	CAR	1	2	50.0	33	0	2	2	100.0	0	5
Sept. 26	HOU	0	0	-	-	0	3	3	100.0	0	3
Oct. 4	@BAL	2	2	100.0	42	0	3	3	100.0	0	9
Oct. 17	@JAC	1	2	50.0	31	0	1	2	50.0	0	4
Oct. 24	ATL	0	0	-	-	0	8	8	100.0	0	8
Oct. 31	IND	1	1	100.0	32	0	6	6	100.0	0	9
Nov. 7	@TB	1	1	100.0	31	0	4	4	100.0	0	7
Nov. 14	@NO	2	2	100.0	44	0	2	2	100.0	0	8
Nov. 22	NE	2	2	100.0	44	0	1	1	100.0	0	7
Nov. 28	SD	1	1	100.0	28	0	2	3	66.7	0	5
Dec. 5	@OAK	2	2	100.0	28	0	4	4	100.0	0	10
Dec. 13	@TEN	0	0	-	-	0	7	7	100.0	0	7
Dec. 19	DEN	1	1	100.0	39	0	6	6	100.0	0	9
Dec. 25	OAK	1	3	33.3	38	1	4	4	100.0	0	7
Jan. 2	@SD	1	2	50.0	50	0	2	2	100.0	0	5
TOTALS		17	23	73.9	50	1	58	60	100.0	0	109

TIQUAN UNDERWOOD

WIDE RECEIVER
HT: 6-1 WT: 183
DOB: 2/17/87
NFL: 5TH YEAR
ACQ: FA, 2012
COLLEGE: RUTGERS



ACQUIRED BY BUCS:

- x Signed by Tampa Bay on May 10, 2012 as free agent.

ORIGINALLY ENTERED NFL:

- x Originally selected by the Jacksonville Jaguars in the seventh round (253rd overall) of the 2009 NFL Draft.

CAREER HIGHLIGHTS:

- x Made Buccaneer debut at Dallas (9/23/12).
- x Recording first career touchdown vs. New Orleans (10/21), also his first career start.
- x Recorded career-long 62-yard reception vs. Kansas City (10/14/12).
- x Played in 19 career games while with the Jaguars (2009-10) and New England Patriots (2011), recording 11 receptions for 141 yards.
- x Also saw action as a kickoff returner and on special teams, recording 26 kickoff returns for 599 yards in addition to seven special teams tackles.

2012 HIGHLIGHTS:

- x Made Buccaneer debut at Dallas (9/23), recording one reception for seven yards.
- x Against Washington (9/30), recorded three receptions for 39 yards, including a key third-down conversion.
- x Recorded a career-long 62-yard reception vs. Kansas City (10/14), finishing with two receptions for 68 yards.
- x Finished vs. New Orleans (10/21) with two receptions for 35 yards, including his first career touchdown reception.
- x At home vs. San Diego (11/11), finished with 22 yards on two receptions, including a 15-yard touchdown.
- x Set career-highs in receptions (5) and yards (77) vs. Atlanta (11/25).

COLLEGE/PERSONAL:

- x While at Rutgers (2005-08), started 32-of-49 games in four seasons, totaling 132 receptions for 1,931 yards (14.6 avg.) and 16 touchdowns.
- x Finished his career with seven 100-yard receiving games, tied for second in school history.
- x Served as a team captain as a senior, also a member of the AFCA "Good Words" team for outstanding work in the community and the Rutgers recipient of the Loyal Knight Award, honoring the player whose character and dedication have proved resilient in the pursuit of excellence.
- x As a junior, together with teammate Kenny Britt, was part of the first receiver tandem in Big East history to post simultaneous 1,000-yard seasons, as he finished with 1,100 yards on 65 receptions.
- x Attended Notre Dame High (Lawrence Township, New Jersey), where he played wide receiver as a sophomore and senior, and quarterback as a junior.
- x Started at point guard on the school's basketball team as sophomore and junior, in addition to setting a state record in the triple jump as a member of the track and field team.
- x Joined Buccaneers teammates and more than 100 UnitedHealthcare employees to pack food boxes at Feeding America Tampa Bay in December 2012.
- x Helped the U.S. Marine Corps Reserve sort donated toys to support the Toys for Tots program in December 2012.
- x Led students through football drills and promoted the importance of health and fitness for the opening of a BUCS CARE School Fitness Zone at Potter Elementary in October 2012.
- x Born Tiquan Underwood on February 17, 1987, in New Brunswick, New Jersey.

UNDERWOOD'S CAREER STATISTICS

YEAR	TEAM	GP	GS	RECEIVING				LG	TD	ATT	RUSHING			
				NO	YDS	AVG					YDS	AVG	LG	TD
2009	Jacksonville	3	0	0	0	-	-	0	0	0	0	-	-	0
2010	Jacksonville	10	0	8	111	13.9	22	0	0	0	0	-	-	0
2011	New England	6	0	3	30	10.0	13	0	0	0	0	-	-	0
2012	Tampa Bay	14	3	28	425	15.2	62	2	0	0	0	-	-	0
NFL Totals		33	3	39	566	14.5	62	2	0	0	0	-	-	0

YEAR	TEAM	NO	KICKOFF RETURNS				NO	PUNT RETURNS				LG	TD
			YDS	AVG	LG	TD		FC	YDS	AVG			
2009	Jacksonville	2	38	19.0	24	0	0	0	0	-		-	0
2010	Jacksonville	24	561	23.4	53	0	0	0	0	-		-	0
2012	Tampa Bay	2	47	23.5	25	0	0	0	0	-		-	0
Totals		28	646	23.1	53	0	0	0	0	-		-	0

SINGLE-GAME HIGHS

Receptions: 5, vs. Atlanta, 11/25/12

Receiving Yards: 77, vs. Atlanta, 11/25/12

Receiving Touchdowns: 1, twice, last vs. San Diego, 11/11/12

Kickoff Returns: 6, vs. San Diego, 9/19/10 (w/Jac.)

Kickoff Return Yards: 127, vs. Indianapolis, 10/3/10 (w/Jac.)

Long Kickoff Return: 53, vs. Denver, 9/12/10 (w/Jac.)

ADDITIONAL STATS

Special Teams Tackles: 3 in 2010

UNDERWOOD'S GAME-BY-GAME STATISTICS

2012		OPP	NO	RECEIVING				TD	ATT	RUSHING			
DATE				YDS	AVG	LG				YDS	AVG	LG	TD
Sept. 9		CAR					Not With Team						
Sept. 16		@NYG					Not With Team						
Sept. 23		@DAL	1	7	7.0	7	0		0	0	-	-	0
Sept. 30		WAS	3	39	13.0	19	0		0	0	-	-	0
Oct. 14		KC	2	68	34.0	62	0		0	0	-	-	0
Oct. 21		NO	2	35	17.5	22	1		0	0	-	-	0
Oct. 25		@MIN	3	27	9.0	12	0		0	0	-	-	0
Nov. 4		@OAK	1	12	12.0	12	0		0	0	-	-	0
Nov. 11		SD	2	22	11.0	15t	1		0	0	-	-	0
Nov. 18		@CAR	1	18	18.0	18	0		0	0	-	-	0
Nov. 25		ATL	5	77	15.4	39	0		0	0	-	-	0
Dec. 2		@DEN	1	12	12.0	12	0		0	0	-	-	0
Dec. 9		PHI	1	17	17.0	17	0		0	0	-	-	0
Dec. 16		@NO	3	46	15.3	19	0		0	0	-	-	0
Dec. 23		STL	1	18	18.0	18	0		0	0	-	-	0
Dec. 30		@ATL	2	27	13.5	17	0		0	0	-	-	0
TOTALS			28	425	15.2	62	2		0	0	-	-	0

2012		KICKOFF RETURNS					PUNT RETURNS						
DATE	OPP	NO	YDS	AVG	LG	TD	NO	FC	YDS	AVG	LG	TD	
Sept. 9	CAR	0	0	-	-	0	0	0	-	-	0	0	
Sept. 16	@NYG	0	0	-	-	0	0	0	-	-	0	0	
Sept. 23	@DAL	0	0	-	-	0	0	0	-	-	0	0	
Sept. 30	WAS	0	0	-	-	0	0	0	-	-	0	0	
Oct. 14	KC	0	0	-	-	0	0	0	-	-	0	0	
Oct. 21	NO	0	0	-	-	0	0	0	-	-	0	0	
Oct. 25	@MIN	0	0	-	-	0	0	0	-	-	0	0	
Nov. 4	@OAK	0	0	-	-	0	0	0	-	-	0	0	
Nov. 11	SD	0	0	-	-	0	0	0	-	-	0	0	
Nov. 18	@CAR	0	0	-	-	0	0	0	-	-	0	0	
Nov. 25	ATL	0	0	-	-	0	0	0	-	-	0	0	
Dec. 2	@DEN	0	0	-	-	0	0	0	-	-	0	0	
Dec. 9	PHI	2	47	23.5	25	0	0	0	-	-	0	0	
Dec. 16	@NO	0	0	-	-	0	0	0	-	-	0	0	
Dec. 23	STL	0	0	-	-	0	0	0	-	-	0	0	
Dec. 30	@ATL	0	0	-	-	0	0	0	-	-	0	0	
TOTALS		2	47	23.5	25	0	0	3	0	0.0	0	0	

2011 (W/NEW ENGLAND)			RECEIVING				RUSHING				
DATE	OPP	NO	YDS	AVG	LG	TD	ATT	YDS	AVG	LG	TD
Sept. 12	@MIA					Did Not Play					
Sept. 18	SD					Did Not Play					
Sept. 25	@BUF					Did Not Play					
Oct. 2	@OAK					Did Not Play					
Oct. 9	NYJ					Did Not Play					
Oct. 16	DAL					Did Not Play					
Oct. 30	@PIT					Did Not Play					
Nov. 6	NYG					Did Not Play					
Nov. 13	@NYJ					Did Not Play					
Nov. 21	KC					Did Not Play					
Nov. 27	@PHI	0	0	-	-	0	0	0	-	-	0
Dec. 4	IND	1	10	10.0	10	0	0	0	-	-	0
Dec. 11	@WAS	1	7	7.0	7	0	0	0	-	-	0
Dec. 18	@DEN	1	13	13.0	13	0	0	0	-	-	0
Dec. 24	MIA	0	0	-	-	0	0	0	-	-	0
Jan. 1	BUF	0	0	-	-	0	0	0	-	-	0
TOTALS		3	30	10.0	13	0	0	0	-	-	0
PLAYOFFS											
Jan. 14.	DEN	0	0	-	-	0	0	0	-	-	0
Jan. 22	BAL	0	0	-	-	0	0	0	-	-	0
TOTALS		0	0	-	-	0	0	0	-	-	0

2010 (W/JACKSONVILLE)			RECEIVING					RUSHING				
DATE	OPP	NO	YDS	AVG	LG	TD	ATT	YDS	AVG	LG	TD	
Sept. 12	DEN	0	0	-	-	0	0	0	-	-	0	
Sept. 19	@SD	0	0	-	-	0	0	0	-	-	0	
Sept. 26	PHI	1	22	22.0	22	0	0	0	-	-	0	
Oct. 3	IND	3	41	13.7	22	0	0	0	-	-	0	
Oct. 10	@BUF	0	0	-	-	0	0	0	-	-	0	
Oct. 18	TEN	1	11	11.0	11	0	0	0	-	-	0	
Oct. 24	@KC	2	30	15.0	20	0	0	0	-	-	0	
Oct. 31	@DAL	0	0	-	-	0	0	0	-	-	0	
Nov. 14	HOU	0	0	-	-	0	0	0	-	-	0	
Nov. 21	CLE	1	7	7.0	7	0	0	0	-	-	0	
Nov. 28	@NYG					Inactive						
Dec. 5	@TEN					Inactive						
Dec. 12	OAK					Inactive						
Dec. 19	@IND					Inactive						
Dec. 26	WAS					Inactive						
Jan. 2	@HOU					Inactive						
TOTALS		8	111	13.9	22	0	0	0	-	-	0	

2009 (W/JACKSONVILLE)

RECEIVING

RUSHING

DATE	OPP	NO	YDS	AVG	LG	TD	ATT	YDS	AVG	LG	TD
Sept. 13	@IND						Practice Squad				
Sept. 20	ARI						Practice Squad				
Sept. 27	@HOU	0	0	-	-	0	0	0	-	-	0
Oct. 4	TEN					Inactive					
Oct. 11	@STL	0	0	-	-	0	0	0	-	-	0
Oct. 18	STL					Inactive					
Nov. 1	@TEN					Inactive					
Nov. 8	KC					Inactive					
Nov. 15	@NYJ					Inactive					
Nov. 22	BUF					Inactive					
Nov. 29	@SF	0	0	-	-	0	0	0	-	-	0
Dec. 6	HOU					Inactive					
Dec. 13	MIA					Inactive					
Dec. 17	IND					Inactive					
Dec. 27	@NE					Inactive					
Jan. 3	@CLE					Did Not Play					
TOTALS		0	0	-	-	0	0	0	-	-	0

74

CODY WALLACE

CENTER/GUARD
HT: 6-4 WT: 300
DOB: 11/26/84
NFL: 4TH YEAR
ACQ: W (HOU), 2012
COLLEGE: TEXAS A&M

**ACQUIRED BY BUCS:**

- × Claimed by Tampa Bay off waivers from the Houston Texans on September 1, 2012.

ORIGINALLY ENTERED NFL:

- × Originally selected by the San Francisco 49ers in the fourth round (107th overall) of the 2008 NFL Draft.

CAREER HIGHLIGHTS:

- × Joined the Buccaneers after spending 2011 as a member of the Houston Texans' practice squad.
- × Spent 2010 on the practice squads for Detroit, Houston and the New York Jets.
- × Played two seasons (2008-09) with San Francisco, recording his NFL debut vs. Detroit (12/21/2009).

2012 HIGHLIGHTS:

- × Inactive for six games on the season.
- × Active vs. Washington (9/30), but did not play.
- × Made Buccaneer debut at Oakland (11/4), where he was part of an offensive line that helped produce 515 yards from scrimmage, the second-most total yards in team history.

COLLEGE/ PERSONAL:

- × Three-year starter at center at Texas A&M (2005-07).
- × Earned second-team All-Big 12 honors as a junior, and first-team All-Big 12 honors as a senior, along with being awarded co-offensive lineman of the year.
- × Finalist for the Rimington Trophy for the top collegiate offensive center.
- × As a sophomore, started in all 11 games at center, receiving SBC All-Big 12 honorable mention honors, and, as a junior, started all 13 games, helping the Aggies produce 397.4 offensive yards per game.
- × Attended Cuero High School (Cuero, Texas), lining up at offensive center, tackle and guard during his career, in addition to playing on the defensive line as a senior, where he recorded 45 tackles.
- × Two-time Class 3A All-State selection and consensus Texas Top 100 choice.
- × Also a standout powerlifter, advancing to the state finals as a prep student.
- × Participated in "Turkey Time with the O-Line," a Thanksgiving program sponsored by the offensive line, which provided 700 meals for local needy families in 2012.
- × Born Cody Layne Wallace on November 26, 1984, in Cuero, Texas.

WALLACE'S CAREER STATISTICS

Games/Starts: SF: 2008: 0/0; 2009: 1/0; DET: 2010: 0/0; TB: 2012: 8/0
Career Totals: 9/0

P=Playoffs

56

DEKODA WATSON**LINEBACKER****HT: 6-2 WT: 240****DOB: 3/3/88****NFL: 4TH YEAR****ACQ: D7B, 2010****COLLEGE: FLORIDA STATE****ACQUIRED BY BUCS:**

- x Selected by Tampa Bay in the seventh round (217th overall) of the 2010 NFL Draft.

CAREER HIGHLIGHTS:

- x Earned NFC Special Teams Player of the Month Award for November 2012 when he registered blocked a punt, which was returned for a Buccaneers touchdown, recovered a special teams fumble that led to a Buccaneers touchdown, and made two special teams tackles, all occurring in Tampa Bay's three wins in the month.
- x Appeared in 15 games as a rookie in 2010, posting 19 special teams tackles, the highest total by a Bucs rookie since defensive back Dwight Smith posted 21 in 2001.
- x Totaled 17 tackles and two passes defended as a rookie.
- x Notched first career blocked punt, which was recovered by Buccaneers and returned 29 yards for a touchdown vs. San Diego (11/11/12).
- x Scored first career touchdown vs. Dallas (12/17/11) on a seven-yard fumble return.
- x Recorded first career sack vs. Atlanta (9/25/11).
- x Made first career start vs. Carolina (11/14/10).

2012 HIGHLIGHTS:

- x Led Buccaneers with seven special teams tackles, two special teams fumble recoveries and two blocked punts.
- x Became one of only three players since 2007 to block more than one punt in a single season (Bryan Braman, Houston, 2012; Charles Tillman, Chicago, 2007).
- x Earned NFC Special Teams Player of the Month Award for November when he registered blocked a punt, which was returned for a Buccaneers touchdown, recovered a special teams fumble that led to a Buccaneers touchdown, and made two spe-

cial teams tackles, all occurring in Tampa Bay's three wins in the month.

- x Played in season opener vs. Carolina (9/9) and helped Buccaneers defense tie a franchise record for fewest rushing yards allowed in a game (10).
- x Played in a reserve role at the New York Giants (9/16), recording one tackle on defense and two on special teams.
- x Posted first career punt block vs. San Diego (11/11). Ball was recovered by teammate Adam Hayward and returned 29 yards for a touchdown. Also recorded two special teams tackles.
- x Recovered special teams fumble in win at Carolina (11/18).
- x Notched one tackle at Denver (12/2).
- x Recovered special teams fumble vs. Philadelphia (12/9) at Eagles 5-yard line to set up Buccaneers touchdown.

COLLEGE/PERSONAL:

- x Started 32-of-47 games at Florida State (2006-09).
- x Recorded 184 tackles with 11.5 sacks, 32.5 tackles for loss, 10 passes defended, three fumble recoveries, two interceptions and one safety in his career.
- x Also blocked three kicks, including two punts that he recovered.
- x Was a team captain and second-team All-Atlantic Coast Conference during his senior season.
- x Totaled career-high 65 tackles, one fumble recovery, 13.0 tackles for loss, 6.5 sacks and one pass defended as a senior.
- x Led the Seminoles in sacks (6.5) and TFL (13.0) in 2009.
- x Named to the All-ACC Freshman team by The Sporting News.
- x Graduated with a degree in social science.
- x Attended South Aiken High School (Aiken, South Carolina) where he played defensive

end, and registered 225 tackles, 61.0 tackles for loss and 29.0 sacks over his junior and senior seasons.

- x Earned Prep Star All-Region honors and was selected All-State, in addition to being named to the All-Southern team by the Orlando Sentinel in 2005.
- x Also a standout track and field athlete as sprinter/jumper.
- x Active participant in the Fellowship of Christian Athletes and various community service projects while at FSU.
- x A key supporter Buccaneers youth initiatives, led students through football drills and promoted the importance of health and fitness for the opening of BUCS CARE School Fitness Zones at Davis Elementary, Foster Elementary, Potter Elementary, Lanier Elementary, and Sulphur Springs Elementary from September – December 2012.
- x In June 2012, visited the Carrollwood Cardinals youth football program to lead children through football drills and help present thousands of dollars in new sporting equipment that vandals had stolen from the league.
- x Visited Sterling Park Elementary in May 2012 and Northwest Elementary in November 2012 to lead football drills, present a Play 60 grant, and congratulate students on being named Buccaneers Play 60 Super Schools.
- x Spoke to students about the Play 60 campaign and presented a donation to Bay Point Middle School in May 2012 for winning the Buccaneers Play 60 Challenge.
- x Traveled to Costa Rica on a mission trip in March 2012 to promote the game of football and lend support to underprivileged communities.
- x In honor of the NFL's Play 60 initiative and Hispanic Heritage Month, taught football drills and spoke on the importance of living healthy at West Tampa Elementary School in September 2011.
- x Played games and interacted with children at Metropolitan Ministries' Fall Festival in October 2011.
- x Greeted hospital patients and sang Christmas carols to retirement home residents in December 2010.
- x Visited Metropolitan Ministries to prepare food and spend time with kids in the Ministries' after school program in November 2010.
- x Participated in arts and crafts, a costume contest and haunted houses with over 800 underprivileged youth at the Buccaneers' third annual Halloween Celebration in October 2010.
- x Spoke to 150 elementary school children on the importance of reading and staying active at the Orange County Public Library in September 2010.
- x Hosted a bowling outing for foster children and accompanied the Boys & Girls Club of Orlando to a theme park in June 2010.
- x Born Dekoda Watson on March 3, 1988 in Aiken, South Carolina.

WATSON'S CAREER STATISTICS

YEAR	TEAM	GP	GS	TACKLES				YDS	INTERCEPTIONS				FUMBLES			TACKLES ST			
				TOT	SOLO	ASST	SK		NO	YDS	LG	TD	PD	FF	FR	YDS	T	S	A
2010	Tampa Bay	15	1	17	12	5	0.0	0.0	0	0	0	0	2	0	0	0	19	14	5
2011	Tampa Bay	14	2	20	13	7	1.0	7.0	0	0	0	0	3	1	1	7	4	4	0
2012	Tampa Bay	16	0	2	2	0	0.0	0.0	0	0	0	0	0	0	0	0	7	5	2
NFL Totals		44	3	39	27	12	1.0	7.0	0	0	0	0	5	1	1	7	30	23	7

SINGLE-GAME HIGHS

Tackles: 10, at San Francisco, 10/9/11
Passes Defended: 1, four times, last vs. Atlanta, 9/25/11
Fumble Recoveries: 1, vs. Dallas, 12/17/11
Special Teams Tackles: 3, twice, last vs. Detroit, 12/19/10
Special Teams Fumble Recoveries: 1, twice, last vs. Philadelphia, 12/9/12

WATSON'S GAME-BY-GAME STATISTICS

OWNERSHIP

PLAYERS

2012 REVIEW

HISTORY

RECORDS

SIDELINES

2012

DATE	OPP	TACKLES							INTERCEPTIONS					FUMBLES			ST TACKLES		
		T	S	A	TFL	SK	YDS	QB	NO	YDS	LG	TD	PD	FF	FR	YDS	T	S	A
Sept. 9	CAR	0	0	0	0	0.0	0.0	0	0	0	0	0	0	0	0	0	0	0	0
Sept. 16	@NYG	1	1	0	0	0.0	0.0	0	0	0	0	0	0	0	0	0	2	2	0
Sept. 23	@DAL	0	0	0	0	0.0	0.0	0	0	0	0	0	0	0	0	0	0	0	0
Sept. 30	WAS	0	0	0	0	0.0	0.0	0	0	0	0	0	0	0	0	0	1	1	0
Oct. 14	KC	0	0	0	0	0.0	0.0	0	0	0	0	0	0	0	0	0	0	0	0
Oct. 21	NO	0	0	0	0	0.0	0.0	0	0	0	0	0	0	0	0	0	0	0	0
Oct. 25	@MIN	0	0	0	0	0.0	0.0	0	0	0	0	0	0	0	0	0	0	0	0
Nov. 4	@OAK	0	0	0	0	0.0	0.0	0	0	0	0	0	0	0	0	0	0	0	0
Nov. 11	SD	0	0	0	0	0.0	0.0	0	0	0	0	0	0	0	0	0	2	0	2
Nov. 18	@CAR	0	0	0	0	0.0	0.0	0	0	0	0	0	0	0	0	0	0	0	0
Nov. 25	ATL	0	0	0	0	0.0	0.0	0	0	0	0	0	0	0	0	0	0	0	0
Dec. 2	@DEN	1	1	0	0	0.0	0.0	0	0	0	0	0	0	0	0	0	0	0	0
Dec. 9	PHI	0	0	0	0	0.0	0.0	0	0	0	0	0	0	0	0	0	0	0	0
Dec. 16	@NO	0	0	0	0	0.0	0.0	0	0	0	0	0	0	0	0	0	0	0	0
Dec. 23	STL	0	0	0	0	0.0	0.0	0	0	0	0	0	0	0	0	0	0	0	0
Dec. 30	@ATL	0	0	0	0	0.0	0.0	0	0	0	0	0	0	0	0	0	2	2	0
TOTALS		2	2	0	0	0.0	0.0	0	0	0	0	0	0	0	0	0	0	0	0

2011

DATE	OPP	TACKLES							INTERCEPTIONS					FUMBLES			ST TACKLES		
		T	S	A	TFL	SK	YDS	QB	NO	YDS	LG	TD	PD	FF	FR	YDS	T	S	A
Sept. 11	DET	2	2	0	0	0.0	0.0	0	0	0	0	0	0	0	0	0	0	0	0
Sept. 18	@MIN	1	0	1	0	0.0	0.0	0	0	0	0	0	1	0	0	0	0	0	0
Sept. 25	ATL	2	2	0	1	1.0	7.0	1	0	0	0	0	1	1	0	0	1	1	0
Oct. 3	IND	0	0	0	0	0.0	0.0	0	0	0	0	0	0	0	0	0	0	0	0
Oct. 9	@SF	10	5	5	1	0.0	0.0	0	0	0	0	0	0	0	0	0	0	0	0
Oct. 16	NO	0	0	0	0	0.0	0.0	0	0	0	0	0	0	0	0	0	1	1	0
Oct. 23	CHI	0	0	0	0	0.0	0.0	1	0	0	0	0	0	0	0	0	1	1	0
Nov. 6	@NO	1	1	0	0	0.0	0.0	1	0	0	0	0	0	0	0	0	0	0	0
Nov. 13	HOU	Inactive							Inactive										
Nov. 20	@GB	Inactive							Inactive										
Nov. 27	@TEN	1	0	1	0	0.0	0.0	2	0	0	0	0	0	0	0	0	0	0	0
Dec. 4	CAR	0	0	0	0	0.0	0.0	0	0	0	0	0	0	0	0	0	0	0	0
Dec. 11	@JAC	1	1	0	0	0.0	0.0	0	0	0	0	0	0	0	0	0	0	0	0
Dec. 17	DAL	0	0	0	0	0.0	0.0	0	0	0	0	0	0	0	1	7	0	0	0
Dec. 24	@CAR	2	2	0	0	0.0	0.0	0	0	0	0	0	1	0	0	0	1	1	0
Jan. 1	@ATL	0	0	0	0	0.0	0.0	0	0	0	0	0	0	0	0	0	0	0	0
TOTALS		20	13	7	2	1.0	7.0	5	0	0	0	0	3	1	1	7	4	4	0

2010

DATE	OPP	TACKLES							INTERCEPTIONS					FUMBLES			ST TACKLES		
		T	S	A	TFL	SK	YDS	QB	NO	YDS	LG	TD	PD	FF	FR	YDS	T	S	A
Sept. 12	CLE	0	0	0	0	0.0	0.0	0	0	0	0	0	0	0	0	0	2	1	1
Sept. 19	@CAR	0	0	0	0	0.0	0.0	0	0	0	0	0	0	0	0	0	2	1	1
Sept. 26	PIT	0	0	0	0	0.0	0.0	0	0	0	0	0	0	0	0	0	0	0	0
Oct. 10	@CIN	0	0	0	0	0.0	0.0	0	0	0	0	0	0	0	0	0	2	2	0
Oct. 17	NO	0	0	0	0	0.0	0.0	0	0	0	0	0	0	0	0	0	0	0	0
Oct. 24	STL	0	0	0	0	0.0	0.0	0	0	0	0	0	0	0	0	0	1	1	0
Oct. 31	@ARI	0	0	0	0	0.0	0.0	0	0	0	0	0	0	0	0	0	1	1	0
Nov. 7	@ATL	2	2	0	1	0.0	0.0	1	0	0	0	0	0	0	0	0	1	1	0
Nov. 14	CAR	3	1	2	0	0.0	0.0	0	0	0	0	0	0	0	0	0	3	3	0
Nov. 21	@SF	3	3	0	0	0.0	0.0	0	0	0	0	0	1	0	0	0	0	0	0
Nov. 28	@BAL	0	0	0	0	0.0	0.0	0	0	0	0	0	0	0	0	0	0	0	0
Dec. 5	ATL	Inactive							Inactive										
Dec. 12	@WAS	1	0	1	0	0.0	0.0	0	0	0	0	0	0	0	0	0	1	1	0
Dec. 19	DET	2	1	1	0	0.0	0.0	0	0	0	0	0	0	0	0	0	3	3	0
Dec. 26	SEA	2	1	1	0	0.0	0.0	0	0	0	0	0	0	0	0	0	2	0	2
Jan. 2	@NO	4	4	0	0	0.0	0.0	0	0	0	0	0	1	0	0	0	1	0	1
TOTALS		17	12	5	1	0.0	0.0	1	0	0	0	0	2	0	0	0	19	14	5

2

ADAM WEBER**QUARTERBACK****HT: 6-3 WT: 210****DOB: 8/3/87****NFL: 1ST YEAR****ACQ: FA, 2012****COLLEGE: MINNESOTA****ACQUIRED BY BUCS:**

- x Signed by Tampa Bay as a free agent on September 3, 2012.

ORIGINALLY ENTERED NFL:

- x Signed by the Denver Broncos as a college free agent on July 27, 2011.

CAREER HIGHLIGHTS:

- x Signed by the Denver Broncos on July 26, 2011.
- x Appeared in two preseason games in 2011, completing one pass for 89 yards, with one rush for 13 yards.
- x Spent the 2011 season on the Bronco's practice squad.
- x Appeared in three preseason games with Denver in 2012, completing 8-of-17 passes for 137 yards and one touchdown.
- x Signed by Tampa Bay as a free agent on September 3, 2012.
- x Spent the 2012 season on the Buccaneers practice squad.

2012 HIGHLIGHTS:

- x Appeared in three preseason games with Denver in 2012, completing 8-of-17 passes for 137 yards and one touchdown.
- x Spent the 2012 season on the Buccaneers practice squad.

COLLEGE/PERSONAL:


- x A three-time team captain who started all 50 games he played at Minnesota (2007-10), setting a Big Ten record for consecutive starts by a quarterback, while tying the conference record for all positions.
- x Finished his career completing 909-of-1,594 passes (57.0 percent) for 10,917 yards and 72 touchdowns. Also added 873 rushing yards and 10 touchdowns.

- x Finished his career ranked third all-time in Big Ten history in passing yards (10,917) and passing attempts (1,594), fourth in completions (909) and 10th in passing touchdowns (72).
- x Awarded University of Minnesota's Bronko Nagurski Award for team's most valuable player in 2010.
- x Awarded University of Minnesota's Paul Giel Award for team's most selfless and most concern about University of Minnesota in 2009.
- x Earned second-team All-Big Ten honors as a sophomore.
- x Led the Big Ten in passing yards, completions and attempts in 2008.
- x Awarded University of Minnesota's Bruce Smith Award for outstanding offensive player in 2008.
- x Awarded University of Minnesota's Outstanding First Year Player award in 2007.
- x Earned third-team Freshman All-America and Freshman All-Big Ten honors during the 2007 season.
- x Majored in business marketing education.
- x Attended Mounds View High School (Arden Hills, Minnesota).
- x 14th best dual-threat quarterback out of high school in 2006 by Rivals.com.
- x Son of Bob and Debbie Weber.
- x Born Adam Weber on August 3, 1987, in Shoreview, Minnesota.

61

MARKUS WHITE

DEFENSIVE END
 HT: 6-4 WT: 264
 DOB: 11/25/87
 NFL: 3RD YEAR
 ACQ: FA, 2012
 COLLEGE: FLORIDA STATE

**ACQUIRED BY BUCS:**

- x Signed by Tampa Bay on October 11, 2012 as a free agent.

ORIGINALLY ENTERED NFL:

- x Originally selected by the Washington Redskins in the seventh round (224th overall) of the 2011 NFL Draft.

CAREER HIGHLIGHTS:

- x Played in two games for Washington in 2011 and one in 2012.
- x Made NFL debut for Washington in Week 10 of the 2011 season.

2012 HIGHLIGHTS:

- x Played one game for Washington vs. Cincinnati (9/23). Inactive at Tampa Bay (9/30) and vs. Atlanta (10/7).
- x Spent first two weeks of season on Buccaneers practice squad before being signed to Washington's active roster. After being waived by Washington on October 9, was signed to Buccaneers practice squad on October 11. Elevated to Tampa Bay's active roster on October 13. Spent weeks 7-14 on Buccaneers practice squad before being elevated to active roster on December 22.

COLLEGE/PERSONAL:

- x Played in 39 career games with 27 starts at Florida State (2008-10).
- x Totaled 131 tackles, 28.5 tackles for a loss, 11.0 sacks, two fumble recoveries and an interception.
- x As a senior, set career high in tackles (64), tackles for a loss (12.5) and sacks (8.0). His 12.5 tackles for loss and 8.0 sacks both ranked second on team.

- x Helped defense record 48.0 total sacks, which was tied for first in the nation.
- x Named the most improved linebacker by the coaches at the end of spring practice.
- x As a junior, started in 12-of-13 games, and made 38 tackles, including 10.5 tackles for a loss, which was second on the team.
- x As a sophomore, played in all 13 games and registered 29 tackles, 5.5 tackles for a loss and one sack.
- x Spent his freshman season at Butler Community College, where he recorded 97 tackles, 39.0 tackles for a loss and 24.5 sacks.
- x Named the NJCAA National Player of the Year and earned Junior College All-American honors.
- x Set a Butler school record in sacks (24.5), which led the nation.
- x In 2011, participated in the Washington Redskins Charitable Foundation and the U.S. Marine Corps annual Skins Santa Shoppe that provided 1,100 youth in need with a toy during the holiday season.
- x Helped distribute 3,500 whole turkeys and Thanksgiving food baskets at FedEx-Field to Prince George's County, Maryland residents in need.
- x Attend John I. Leonard High School (Greenacres, Florida) where he also played basketball.
- x Along with the defensive line, purchased toys and hosted a surprise shopping spree for underprivileged families in the inaugural "D-Line Does Christmas" event in December 2012.
- x Born Markus White on November 25, 1987 in West Palm Beach, Fla.

WHITE'S CAREER STATISTICS

YEAR	TEAM	GP	GS	TACKLES				SK	YDS	INTERCEPTIONS				FUMBLES			TACKLES			
				TOT	SOLO	ASST				NO	YDS	LG	TD	PD	FF	FR	YDS	T	S	A
2011	Washington	2	0	0	0	0		0.0	0.0	0	0	0	0	0	0	0	0	0	0	0
2012	Wash./T.B.	3	0	0	0	0		0.0	0.0	0	0	0	0	0	0	0	0	0	0	0
NFL Totals		5	0	0	0	0		0.0	0.0	0	0	0	0	0	0	0	0	0	0	0

WHITE'S GAME-BY-GAME STATISTICS

2012

DATE	OPP	TACKLES				INTERCEPTIONS								FUMBLES			TACKLES						
		T	S	A	TFL	SK	YDS	QH	NO	YDS	LG	TD	PD	FF	FR	YDS	T	S	A				
Sept. 9	CAR								Tampa Bay Practice Squad														
Sept. 16	@NYG								Tampa Bay Practice Squad														
Sept. 23	CIN*	0	0	0	0	0.0	0.0	0	0	0	0	0	0	0	0	0	0	0	0				
Sept. 30	@TB								Inactive														
Oct. 14	KC								Inactive														
Oct. 21	NO								Tampa Bay Practice Squad														
Oct. 25	@MIN								Tampa Bay Practice Squad														
Nov. 4	@OAK								Tampa Bay Practice Squad														
Nov. 11	SD								Tampa Bay Practice Squad														
Nov. 18	@CAR								Not With Team														
Nov. 25	ATL								Tampa Bay Practice Squad														
Dec. 2	@DEN								Tampa Bay Practice Squad														
Dec. 9	PHI								Tampa Bay Practice Squad														
Dec. 16	@NO								Tampa Bay Practice Squad														
Dec. 23	STL	0	0	0	0	0.0	0.0	0	0	0	0	0	0	0	0	0	0	0	0				
Dec. 30	@ATL	0	0	0	0	0.0	0.0	0	0	0	0	0	0	0	0	0	0	0	0				
TOTALS		0	0	0	0	0.0	0.0	0	0	0	0	0	0	0	0	0	0	0	0				

* = Games played with Washington

2011 (W/WASHINGTON)

DATE	OPP	TACKLES				TFL	SK	YDS	QBP	INTERCEPTIONS				PD	FUMBLES			TACKLES		
		T	S	A						NO	YDS	LG	TD		FF	FR	YDS	T	S	A
Sept. 11	NYG									Inactive										
Sept. 18	ARZ									Inactive										
Sept. 26	@DAL									Inactive										
Oct. 2	@STL									Inactive										
Oct. 16	PHI									Inactive										
Oct. 23	@CAR									Inactive										
Oct. 30	@BUF									Inactive										
Nov. 6	SF									Inactive										
Nov. 13	@MIA	0	0	0	0	0.0	0.0	0	0	0	0	0	0	0	0	0	0	0		
Nov. 20	DAL									Inactive										
Nov. 27	@SEA									Inactive										
Dec. 4	NYJ									Inactive										
Dec. 11	NE									Inactive										
Dec. 18	@NYG									Inactive										
Dec. 24	MIN									Inactive										
Jan. 1	@PHI	0	0	0	0	0.0	0.0	0	0	0	0	0	0	0	0	0	0	0		
TOTALS		0	0	0	0	0.0	0.0	0	0	0	0	0	0	0	0	0	0	0		

19

MIKE WILLIAMS**WIDE RECEIVER****HT: 6-2 WT: 212****DOB: 5/18/87****NFL: 4TH YEAR****ACQ: D4, 2010****COLLEGE: SYRACUSE****ACQUIRED BY BUCS:**

- x Selected in the fourth round (101st overall) of the 2010 NFL Draft by the Buccaneers.

CAREER HIGHLIGHTS:

- x Has started 46 of the 47 games in which he has played.
- x Finished second in voting for AP Offensive Rookie of the Year, and was a finalist for the NFL Pepsi Rookie of the Year.
- x Named to The Sporting News NFL All-Rookie Team and PFW/PFWA All-Rookie Team in 2010.
- x Led all rookie receivers in the NFL in yardage (964), receptions (65) and touchdowns (11) in 2010.
- x Finished the 2010 season with 11 touchdown receptions, breaking the franchise record for most receiving touchdowns in team history.
- x In 2010, was nominated for the NFL's Pepsi Rookie of the Week award on five separate occasions.
- x Made NFL debut in start vs. Cleveland (9/12/10).
- x Recorded first career receiving touchdown vs. Cleveland (9/12/10).
- x Since 1990, is the first Buccaneer rookie wide receiver to start on opening day.
- x First Buccaneer rookie to score a touchdown in back-to-back games since Carnell Williams in 2005.
- x Recorded first career 100-yard receiving game at Arizona (10/31/10), finishing with 105 yards on four receptions and a touchdown.

2012 HIGHLIGHTS:

- x Finished the season with 63 receptions for a career-high 996 yards and a team-leading nine touchdowns.
- x In the season-opening win vs. Carolina (9/9), caught a six-yard touchdown pass from Josh Freeman on the game's opening drive.

- x At the New York Giants (9/16), finished with three receptions for 59 yards, including a 41-yard touchdown reception.
- x Recorded the second 100-yard receiving game of his career vs. Washington (9/30), where he finished with 115 yards on four receptions, including a career-long 65-yard catch.
- x Against Kansas City (10/14), finished with 113 yards on four receptions, including a 62-yard catch for a touchdown.
- x Led the team with six receptions for 68 yards at Minnesota (10/25), also recording one touchdown.
- x Led the team with four receptions for 68 yards and one touchdown at Oakland (11/4).
- x Finished with six receptions for 93 yards and one touchdown at Denver (12/2).
- x Led the team with seven receptions for career-high 132 yards, including a 61-yard touchdown catch.

COLLEGE/ PERSONAL:

- x Started 22-of-29 games at Syracuse (2006-09), finishing his career recording 133 receptions for 2,044 yards and 20 touchdowns.
- x His 133 receptions rank fourth and his 2,044 yards rank fifth on the Orange all-time record chart.
- x Averaged 70.5 yards receiving per game at Syracuse, the fourth-best mark on the school's career-record list.
- x His 20 touchdown receptions tied Marvin Harrison for second in school history behind Rob Moore's 22 scoring receptions.
- x Had a string of 27 consecutive games with at least one reception to rank fourth in Orange history.
- x Ranked fifth in the nation and first in the Big East in receiving yards per game (118.7) in 2009.
- x Second-team All-Big East Conference selection in 2007.

- x Led the team in receiving yards (461), becoming the first freshman to lead in that category since Scott Schwedes in 1983.
- x His 24 receptions and 461 yards both rank second in school history for a freshman and are the highest totals since 1990.
- x Majored in communication and rhetorical studies.
- x Attended Riverside High School (Buffalo, New York).
- x A Prep Star All-Region and first-team Class AA All-State selection, and also named to the Buffalo News 2006 All-Western New York team.
- x As a senior, recorded 970 receiving yards and 15 touchdowns on offense and 35 tackles with two interceptions as a defensive back.
- x Also lettered in basketball, receiving Buffalo News All-Western New York accolades during his senior season.
- x Signed autographs and greeted fans at the Coke Fan Bash in October 2012.
- x Led students through football drills and promoted the importance of health and fitness for the opening of a BUCS CARE School Fitness Zone at Foster Elementary in September 2012 and Davis Elementary in December 2012.
- x Greeted fans, signed autographs and spoke about the upcoming season at the Chamber of Commerce "Chalk Talk" luncheon in September 2011.
- x Helped explain the ins and outs of football to pewter partner contest winners for Bucs Basics at One Buccaneer Place in November 2011.
- x Hosted a surprise experience for Travis Grandlienard, a big fan suffering from a rare spinal condition, that included team lunch, a chance to watch practice, an autographed jersey, and tickets to watch the Buccaneers' home game versus Seattle in December 2010.
- x Greeted hospital patients and sang Christmas carols to retirement home residents in December 2010.
- x Visited Metropolitan Ministries to prepare food and spend time with kids in the Ministries' after school program in November 2010.
- x Participated in arts and crafts, a costume contest and haunted houses with over 800 underprivileged youth at the Buccaneers' third annual Halloween Celebration in October 2010.
- x Greeted fans at the Buccaneers' Official Season Kickoff Party presented by Miller Lite in September 2010 and 2011.
- x Hosted a bowling outing for foster children and accompanied the Boys & Girls Club of Orlando to a theme park in June 2010.
- x Son of Mary Rosenthal.
- x Born Michael Anthony Williams on May 18, 1987 in Buffalo, New York.

WILLIAMS' CAREER STATISTICS

YEAR	TEAM	GP	GS	RECEIVING				LG	TD	RUSHING				LG	TD
				NO	YDS	AVG				ATT	YDS	AVG			
2010	Tampa Bay	16	16	65	964	14.8	58t	11	0	0	0	-	-	0	
2011	Tampa Bay	16	15	65	771	11.9	42	3	1	3	3.0	3	0		
2012	Tampa Bay	16	16	63	996	15.8	65	9	0	0	0	-	-	0	
NFL Totals		48	47	193	2,632	13.6	65	23	1	3	3.0	3	0		

SINGLE-GAME HIGHS

Receptions: 7, three times, last vs. St. Louis, 12/23/12
Receiving Yards: 132, vs. St. Louis, 12/23/12
Receiving TDs: 2, vs. Seattle, 12/26/10
Long Reception: 65, vs. Washington, 9/30/12
 4 100-Yard Receiving Games

ADDITIONAL STATS

Fumbles-Lost: 3-2 - 3-2 in 2010.
Passes Completed: 1 for 28 yards in 2012.

WILLIAMS' GAME-BY-GAME STATISTICS

OWNERSHIP

PLAYERS

2012 REVIEW

HISTORY

RECORDS

SIDELINES

2012

DATE	OPP	NO	RECEIVING				TD	ATT	RUSHING				TD
			YDS	AVG	LG				YDS	AVG	LG		
Sept. 9	CAR	2	12	6.0	6		1	0	0	-	-		0
Sept. 16	@NYG	3	59	19.7	41t		1	0	0	-	-		0
Sept. 23	@DAL	2	33	16.5	23		0	0	0	-	-		0
Sept. 30	WAS	4	115	28.8	65		0	0	0	-	-		0
Oct. 14	KC	4	113	28.3	62t		1	0	0	-	-		0
Oct. 21	NO	4	36	9.0	17		0	0	0	-	-		0
Oct. 25	@MIN	6	68	11.3	34		1	0	0	-	-		0
Nov. 4	@OAK	4	68	17.0	37		1	0	0	-	-		0
Nov. 11	SD	2	64	32.0	54		0	0	0	-	-		0
Nov. 18	@CAR	3	29	9.7	13		0	0	0	-	-		0
Nov. 25	ATL	3	28	9.3	14		0	0	0	-	-		0
Dec. 2	@DEN	6	93	15.5	40		1	0	0	-	-		0
Dec. 9	PHI	3	18	6.0	13		1	0	0	-	-		0
Dec. 16	@NO	4	63	15.8	24		0	0	0	-	-		0
Dec. 23	STL	7	132	18.9	61t		1	0	0	-	-		0
Dec. 30	@ATL	6	65	10.8	23		1	0	0	-	-		0
TOTALS		63	996	15.8	65		9	0	0	-	-		0

2011

DATE	OPP	NO	RECEIVING				TD	ATT	RUSHING				TD
			YDS	AVG	LG				YDS	AVG	LG		
Sept. 11	DET	4	50	12.5	18		1	0	0	-	-		0
Sept. 18	@MIN	1	-4	-4.0	-4.0		0	0	0	-	-		0
Sept. 25	ATL	5	43	8.6	16		0	0	0	-	-		0
Oct. 3	IND	5	66	13.2	23		0	1	3	3.0	3		0
Oct. 9	@SF	4	28	7.0	13		0	0	0	-	-		0
Oct. 16	NO	6	59	9.8	19		0	0	0	-	-		0
Oct. 23	CHI	6	75	12.5	18		0	0	0	-	-		0
Nov. 6	@NO	6	46	7.7	11		0	0	0	-	-		0
Nov. 13	HOU	2	43	21.5	23		0	0	0	-	-		0
Nov. 20	@GB	7	83	11.9	21		1	0	0	-	-		0
Nov. 27	@TEN	6	84	14.0	23		1	0	0	-	-		0
Dec. 4	CAR	5	93	18.6	42		0	0	0	-	-		0
Dec. 11	@JAC	3	35	11.7	19		0	0	0	-	-		0
Dec. 17	DAL	0	0	-	-		0	0	0	-	-		0
Dec. 24	@CAR	4	39	9.8	13		0	0	0	-	-		0
Jan. 1	@ATL	1	31	31.0	31		0	0	0	-	-		0
TOTALS		65	771	11.9	42		3	1	3	3.0	3		0

2010

DATE	OPP	NO	RECEIVING				TD	ATT	RUSHING				TD
			YDS	AVG	LG				YDS	AVG	LG		
Sept. 12	CLE	5	30	6.0	17		1	0	0	-	-		0
Sept. 19	@CAR	2	54	27.0	35t		1	0	0	-	-		0
Sept. 26	PIT	5	55	11.0	22		0	0	0	-	-		0
Oct. 10	@CIN	7	99	14.1	37		1	0	0	-	-		0
Oct. 17	NO	4	45	11.3	20		0	0	0	-	-		0
Oct. 24	STL	5	82	16.4	21		0	0	0	-	-		0
Oct. 31	@ARI	4	105	26.3	47t		1	0	0	-	-		0
Nov. 7	@ATL	4	89	22.3	58t		1	0	0	-	-		0
Nov. 14	CAR	4	68	17.0	28		0	0	0	-	-		0
Nov. 21	@SF	3	54	18.0	33		1	0	0	-	-		0
Nov. 28	@BAL	2	20	10.0	11		0	0	0	-	-		0
Dec. 5	ATL	6	68	11.3	21		1	0	0	-	-		0
Dec. 12	@WAS	1	15	15.0	15		0	0	0	-	-		0
Dec. 19	DET	6	96	16.0	26		1	0	0	-	-		0
Dec. 26	SEA	3	44	14.7	20		2	0	0	-	-		0
Jan. 2	@NO	4	40	10.0	18t		1	0	0	-	-		0
TOTALS		65	964	14.8	58t		11	0	0	-	-		0

76

JEREMY ZUTTAH

CENTER
HT: 6-4 WT: 308
DOB: 6/1/86
NFL: 6TH YEAR
ACQ: D3, 2008
COLLEGE: RUTGERS

**ACQUIRED BY BUCS:**

- x Selected in the third round (83rd overall) of the 2008 NFL Draft by the Buccaneers.

CAREER HIGHLIGHTS:

- x Has played in 73 career games with 60 starts (16 at center, five at right guard and 39 at left guard).
- x In 2008, became the third rookie since 2005 to start for the Buccaneers on the offensive line on opening day.
- x Started his first four career games at right guard before making a switch to left guard.
- x Recorded his first NFL start as center vs. New Orleans (10/17/10) when he took the place of C Jeff Faine (injured).

2012 HIGHLIGHTS:

- x Started at center during Weeks 1-8, before moving to starting left guard in Week 9 following injury to Carl Nicks.
- x Against Kansas City (10/14), helped the offense to 463 yards.
- x Helped the offense to 513 yards of total offense vs. New Orleans (10/21), the third-most yards in team history and the most in a home game.
- x At Minnesota (10/25), helped the offense to 416 yards, which marked the first time in franchise history that the Buccaneers recorded three consecutive games with 400-plus yards offensively.
- x Helped the offense to 515 yards from scrimmage at Oakland (11/4), the second-most total yards in team history.

COLLEGE/PERSONAL:

- x Played in 44 games with 40 starts in four seasons with the Scarlet Knights (2004-07).
- x Two-time first-team All-Big East (2006 and 2007) selection who started 28 straight games to finish his collegiate ca-

reer, while not allowing a sack during that span.

- x Graduated with an economics degree in three and a half years.
- x Three-year starter at J.P. Stevens High School (Edison, New Jersey), playing on both the offensive and defensive lines.
- x Two-time All-Area selection and first-team All-Middlesex and All-Group 4 selection and first-team All-State as a senior in 2003.
- x Sponsors the "Zuttah's Zu Krewe" Front Row Fans section to provide a special gameday experience at Raymond James Stadium for local charities.
- x Helped sponsor the 2008-2012 "Turkey Time with the O-Line" programs, providing more than 3,000 Thanksgiving meals for local underprivileged families.
- x Greeted fans and spread team spirit on the Buccaneers' float at the Gasparilla Day Parade in January 2011.
- x Along with the offensive line and tight ends, surprised 26 single mothers with gifts for the holidays in December 2010.
- x Participated in the Buccaneers' Hometown Huddle in October 2009, playing games and fitness activities with underprivileged youth.
- x Hosted athletes from Special Olympics Florida to watch training camp and participate in drills and fundamentals with players in August 2010.
- x As a member of the Buccaneers' 2008 Rookie Club, visited All Children's Hospital, sang holiday carols at Westminster Palms retirement home, sorted and distributed food at Metropolitan Ministries, hosted a youth football clinic for local Pop Warner athletes and participated in a bowling outing for foster children.
- x Born Jeremy Kwasi Zuttah on June 1, 1986 in Brooklyn, New York.

ZUTTAH'S CAREER STATISTICS

Games/Starts: TB: 2008: 12/5; 2009: 16/16; 2010: 15/9; 2011: 15/14; 2012: 16/16

Career Totals: 73/60

P=Playoffs

ADDITIONAL STATS


Fumbles-Lost: 2-1 – 1-1 in 2009, 1-0 in 2010.

2013 BUCCANEERS DRAFT PICKS

27

JOHNTHAN BANKS

CORNERBACK
HT: 6-2 WT: 185
DOB: 10/3/89
ACQ: 2ND ROUND, 43RD OVERALL
COLLEGE: MISSISSIPPI STATE



ACQUIRED:

- x Selected in the second round (43rd overall) of the 2013 NFL Draft by the Buccaneers.

COLLEGE:


- x Team captain who started 45-of-51 games at Mississippi State (2009-12), including every game in his final two seasons.
- x Recorded 221 tackles, 26 passes defended, 11.5 tackles for loss, 4.0 sacks, four forced fumbles, four quarterback pressures, one fumble recovery and 16 interceptions for 320 yards and three touchdowns. Also returned 30 punts for 289 yards and one touchdown.
- x 320 interception return yards shattered the previous school record of 241 yards and rank fifth on the Southeastern Conference's all-time list.
- x Three interceptions returned for touchdowns tied a school record and are tied for the second-most in SEC history.
- x Winner of the 2012 Jim Thorpe Award (Best Defensive Back).
- x Earned first-team All-America honors from Walter Camp in 2012.
- x A semifinalist for the Chuck Bednarik Award (Best Defensive Player) and the Ronnie Lott IMPACT Trophy as a senior.
- x Selected to the watch list for the Bronko Nagurski Trophy and the Paul Hornung Award in 2012.
- x Named second-team All-SEC by the Associated Press and The NFL Draft Report in 2011.

- x Chosen as a semifinalist for the Jim Thorpe Award as a junior.
- x One of only two BCS conference players to return a punt and an interception for a touchdown in 2011 (Louisiana State's Tyrann Mathieu).
- x Selected to the Freshman All-SEC team, as chosen by the league's coaches.
- x Named SEC Freshman of the Week following their game against Florida (10/24/09), where he had interception returns of 20 and 100 yards for touchdowns.
- x Graduated with a degree in general studies.

PERSONAL:

- x Attended East Weber High School (Maben, Mississippi).
- x Accounted for 1,740 yards of total offense and 17 touchdowns playing quarterback as a senior. He also played on the defensive side of the ball, recording 35 tackles and seven interceptions.
- x As a junior, rushed for 16 touchdowns at running back and also returned two interceptions for scores.
- x A three-sport star, he helped lead the baseball team to Class 1-A state championships during his freshman and junior seasons, and also played on the basketball team.
- x Has a one-year-old son named Keidan with his wife.
- x Grandson of Maggie Banks, his legal guardian.
- x Born Johnthan Shuntay Banks on October 3, 1989, in Maben, Mississippi.

8

MIKE GLENNON**QUARTERBACK****HT: 6-6 WT: 225****DOB: 12/12/89****ACQ: 3RD ROUND, 73RD OVERALL****COLLEGE: NORTH CAROLINA STATE****ACQUIRED:**

- x Selected in the third round (73rd overall) of the 2013 NFL Draft by the Buccaneers.

COLLEGE:

- x Played in 36 games at North Carolina State (2008-12), starting the final 26.
- x Completed 646-of-1,069 passes (60.4 percent) for 7,411 yards and 63 touchdowns.
- x Finished his career at N.C. State ranked in the top five all-time in passing touchdowns (third), pass completions (third), passing yards (fourth) and passing attempts (fourth).
- x Tied for the ninth-most career touchdown passes in Atlantic Coast Conference history.
- x His 7,411 career passing yards rank 25th in ACC history.
- x Selected to play in the 2013 Senior Bowl.
- x As a senior, Glennon completed 330-of-564 passes for 4,031 yards and 31 touchdowns. Also had two rushing touchdowns.
- x Finished his senior season with the second-most passes attempted (564) in ACC history, third-most completions (330), fourth-most passing yards (4,031) and tied for the fifth-most passing touchdowns (31).
- x Joins former Wolfpack quarterback Philip Rivers as the only passers in school history to throw for 4,000+ yards in a single season.
- x One of only three quarterbacks in N.C. State history to complete 300+ passes in a single season (Rivers, Russell Wilson).
- x An Academic All-ACC selection and a member of the Atlantic Coast Conference's Academic Honor Roll as a junior.
- x Graduated with a bachelor's degree in business management and a master's degree in liberal studies.

PERSONAL:

- x Attended Westfield High School (Fairfax County, Virginia).
- x Ranked as the third-best quarterback in the nation by Rivals.com and ESPN.com, and the 87th best player in the country by Scout.com.
- x Completed 171-of-265 passes (64.5 percent) for 2,557 and 32 touchdowns as a senior, helping lead his team to an undefeated 15-0 record and a Virginia AAA Division VI Championship.
- x Following his senior season, Glennon earned Parade All-American honors, was named the Virginia Player of the Year by the Associated Press and was the 2007 Gatorade Player of the Year in Virginia.
- x Chosen as first-team All-State, All-Region and All-District in 2007.
- x Selected to the Elite 11 Quarterback Camp as well as the Under Armour All-American game.
- x First-team All-District as a junior, in addition to being named District Player of the Year and Washington Post All-Metro honorable mention.
- x Brother, Sean, played quarterback at Virginia Tech (2004-08).
- x Son of John and Nancy Glennon.
- x Born Michael Glennon on December 12, 1989 in Centreville, Virginia.

97

AKEEM SPENCE**DEFENSIVE TACKLE****HT: 6-1 WT: 307****DOB: 11/29/91****ACQ: 4TH RD. 100TH OVERALL****COLLEGE: ILLINOIS****ACQUIRED:**

- x Selected in the fourth round (100th overall) of the 2013 NFL Draft by the Buccaneers.

COLLEGE:

- x Started all 38 games he played in at Illinois, totaling 186 tackles, 17.5 tackles for loss, 3.5 sacks, two forced fumbles, two fumble recoveries and 26 quarterback pressures.
- x Entered the NFL Draft after his junior season
- x Posted career bests in tackles (72) and tackles for loss (7.0) as a junior.
- x Earned second-team All-Big Ten honors from Phil Steele in 2012.
- x A member of the Lombardi Award and Outland Trophy watch lists as a junior.
- x A first-team All-Big Ten selection by The NFL Draft Report following his sophomore season.
- x Was named a Freshman All-American by College Football News, the FWAA, Phil Steele and Rivals.com
- x Majored in communications.


PERSONAL:

- x Attended Fort Walton Beach High School (Fort Walton, Florida).
- x Selected to play in the Florida All-Star Game following his senior season.
- x Ranked as the 34th best defensive tackle in the country, according to ESPN.
- x Earned Class 4A All-District II accolades in 2008, helping lead his team to a 10-2 record and a division championship, recording 80 tackles and five sacks.
- x Earned All-District II honors in 2007, totaling 67 tackles with 2.0 sacks.
- x 2009 Florida High School Athletics Association Boys Weightlifting Champion, Heavyweight division.
- x Also lettered in track, performing in the discus and shot put.
- x Son of Karen and Floyd Spence.
- x Born Akeem Spence on November 29, 1991, in Fort Walton, Florida.

92

WILLIAM GHOLSTON

DEFENSIVE END
HT: 6-6 WT: 281
DOB: 7/31/91
ACQ: 4TH RD, 126TH OVERALL
COLLEGE: MICHIGAN STATE

**ACQUIRED:**

- x Selected in the fourth round (126th overall) of the 2013 NFL Draft by the Buccaneers.

COLLEGE:

- x Started 24-of-36 games he played at Michigan State (2010-12), totaling 142 tackles, 13 passes defended, 10.0 sacks, two forced fumbles, one fumble recovery and 30.0 tackles for loss.
- x Entered the NFL Draft after his junior season
- x Ranks 10th in Michigan State history in tackles for loss (30.0).
- x Recorded 10 passes defended in 2012, the most by a defensive lineman in Spartans history and the most amongst FBS defensive linemen.
- x Two-time winner of the Danziger Award for defense (most outstanding Detroit-area player).
- x Led the Spartans in sacks (4.5) and tackles for loss (13.0) as a junior.
- x Earned second-team All-Big Ten honors from the media, while earning honorable mention from the league's coaches in 2012. Earned second-team All-Big Ten Honors from Phil Steele.
- x Named a quarterfinalist for the Lombardi Award (college lineman of the year) in 2012.
- x Chosen as Defensive Player of the Game in the 2012 Buffalo Wild Wings Bowl.
- x Tallied 16.0 tackles for loss as a sophomore, tied for the seventh-most in Michigan state single-season history.
- x Recorded 5.0 tackles for loss in the 2012 Outback Bowl, the third-most in Michigan State history and the most ever in a bowl game, earning a spot on the ESPN.com and Yahoo! Sports All-Bowl teams.
- x Named All-Big Ten second team by coaches and media, while also being selected for the second-team All-Big Ten by Yahoo! Sports as a sophomore.
- x Selected to the CollegeFootballNews.com's second-team All-Sophomore team in 2011.

- x Led the team in tackles for loss (16.0), the seventh-most in Michigan State history.
- x Majored in human development and family studies.

PERSONAL:

- x Attended Southeastern High School (Detroit, Michigan).
- x Chosen as an All-American by EA Sports, MaxPreps, SuperPrep and PrepStar (Dream Team).
- x Ranked as a Top 60 recruit by Tom Lemming (No. 12), Rivals.com (No. 21), Lindy's (No. 21), Athlon Sports (No. 24), Scout.com (No. 29), ESPNU (No. 42) and Sporting News (No. 60).
- x Ranked as one of the top defensive ends in the country by Tom Lemming (No. 3), Rivals.com (No. 3, strongside), Scouts, Inc. (No. 3), Scout.com (No. 4), Lindy's (No. 5) and Athlon Sports (No. 5).
- x Rated as the top player in the state of Michigan by the Detroit News, Detroit Free Press, Rivals.com, Scout.com and Lansing State Journal.
- x Recorded 115 tackles as a senior, including 44.0 for loss, 27.0 sacks, 10 forced fumbles, two blocked punts and an interception returned for a touchdown.
- x Led the Public School League in tackles (101) and sacks (15.0) as a junior, while also tallying 37.0 tackles for loss.
- x Transferred from Mumford High School (Detroit, Michigan) following his sophomore season.
- x During his two seasons at Mumford, Gholston played both ways, recording 183 tackles, 28.0 sacks and two interceptions to go along with 55 catches for 970 yards and 14 touchdowns.
- x Nicknamed "Too Tall."
- x Cousin Vernon Gholston was a first round selection of the New York Jets in the 2008 NFL Draft.
- x Born William Gholston on July 31, 1991, in Detroit, Michigan.

96

STEVEN MEANS

DEFENSIVE END

HT: 6-3 WT: 260

DOB: 9/16/90

ACQ: 5TH RD, 147TH OVERALL

COLLEGE: BUFFALO

**ACQUIRED:**

- × Selected in the fifth round (147th overall) of the 2013 NFL Draft by the Buccaneers.

COLLEGE:

- × Played in 48 games at Buffalo (2008-12), starting 42, including all but one game his final three years.
- × Recorded 185 tackles, 29.5 tackles for loss, 18.5 sacks, three forced fumbles, three fumble recoveries and two interceptions. Also blocked five kicks in his career.
- × Finished his career fourth in school history in sacks (18.5) and tied for 10th in school history in tackles for loss (29.5).
- × Set career highs in tackles (77), tackles for loss (11.0) and sacks (6.5) as a senior.
- × Named All-MAC second-team in 2012.
- × Tied for the team lead in sacks as a red-shirt sophomore (4.5).
- × Led the team in sacks (5.0) during his red-shirt freshman season, earning first-team All-Freshman honors from Phil Steele.
- × Majored in human development and family studies.

PERSONAL:

- × Attended Grover Cleveland High School (Buffalo, New York).
- × Two-time All-Western New York selection.
- × Recorded 108 tackles, 20.0 sacks, five forced fumbles and an interception as a senior.
- × Born Steven Means on September 16, 1990 in Buffalo, New York.

25

MIKE JAMES

RUNNING BACK
HT: 5-10 WT: 223
DOB: 4/13/91
ACQ: 6TH ROUND, 189TH OVERALL
COLLEGE: MIAMI (FL)

**ACQUIRED:**

- x Selected in the sixth round (189th overall) of the 2013 NFL Draft by the Buccaneers.

COLLEGE:

- x Played in 50 games at Miami, starting 17, including all 12 his senior season.
- x Recorded 312 rushes for 1,386 yards (4.4 avg) and 17 touchdowns, while also catching 67 passes for 585 yards (8.7 avg) and five touchdowns.
- x Rushed for a career best 621 yards as a senior.
- x Became the 38th 1,000-yard rusher in school history.
- x One of only 11 FBS players named to the 2012 AFCA Allstate Good Works Team.
- x Earned the Community Service Man of the Year Award, Captain's Award, Melching Leadership Award and Jack Harding Team Most Valuable Player at the team's end-of-season banquet.
- x Finalist for the 2012 Pop Warner Award.
- x Had a career best eight total touchdowns as a junior (seven rushing, one receiving).
- x Graduated with a degree in sports administration.

PERSONAL:

- x Attended Ridge Community High School (Davenport, Florida).
- x Ranked as one of the top running backs in the nation by Scout.com (No. 18), Rivals.com (No. 21) and ESPN.com (No. 33).
- x Rushed for 1,300 yards and 15 touchdowns as a senior. Also contributed two kick return touchdowns.
- x First-team All-County selection by The Ledger (Lakeland, Florida).
- x Florida Sports Writers Association All-State honorable mention.
- x Born Michael James on April 13, 1991 in Haines City, Florida.

OVERVIEW OF 2013 PICKS

RD.	NO.	PLAYER	POS.	HT.	WT.	BIRTHDATE	COLLEGE
2	43	Johnthan Banks	CB	6-2	185	10/3/1989	Mississippi State
3	73	Mike Glennon	QB	6-6	220	12/12/1989	North Carolina State
4	100	Akeem Spence	DT	6-1	307	11/29/1991	Illinois
4	126	William Gholston	DE	6-7	278	7/31/1991	Michigan State
5	147	Steven Means	DE	6-4	250	9/16/1990	Buffalo
6	189	Mike James	RB	5-11	222	4/13/1991	Miami (FL)

ROOKIE FREE AGENTS

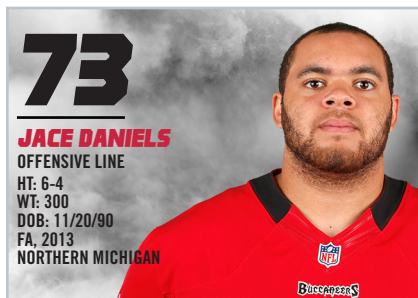


ACQUIRED BY BUCS:

- x Signed by Tampa Bay on April 29, 2013, as a college free agent.

COLLEGE/PERSONAL:

- x Started 34-of-42 career games at Arizona State (2008-12), including every game his final two seasons.
- x Finished his career with 86 tackles, 22 passes defended, three fumble recoveries, 2.5 tackles for loss and two interceptions.
- x Started all 13 games his senior season, recording 23 tackles, eight passes defended, two fumble recoveries and one interception.
- x Earned All-Pac-12 honorable mention as a senior.
- x Part of a secondary that finished the year ranked third nationally in pass defense (167.92 yards per game) and 10th in pass efficiency defense (105.45), leading the Pac-12 in both categories.
- x Started all 13 games as a junior, setting career highs in tackles (45) and passes defended (10).
- x His 10 passes defended led the team.
- x Earned Hard Hat player recognition for his work in ASU's offseason strength and conditioning program in 2010.
- x Recorded his first career interception against Northern Arizona (9/11/10).
- x Redshirted in 2008.
- x Graduated with a degree in interdisciplinary studies.
- x Attended Chaparral High School (Scottsdale, Arizona).
- x Earned first-team All-State honors as a senior, while also earning All-West Region honors.
- x Son of Robert and Loretta Carr.
- x Born Deveron Carr on August 10, 1990 in Scottsdale, Arizona.

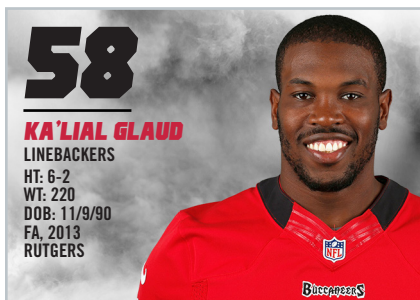


ACQUIRED BY BUCS:

- x Signed by Tampa Bay on May 6, 2013, as a college free agent.

COLLEGE/PERSONAL:

- x A four-year letter winner at Northern Michigan (2009-12), started all 42 games throughout his career with the Wildcats.
- x Recovered a fumble for a touchdown in game against Saginaw Valley State (11/3/12).
- x Earned first-team All-Great Lakes Intercollegiate Athletic Conference honors in 2012.
- x As a junior, was named second-team All-Great Lakes Intercollegiate Athletic Conference.
- x Graduated from Escanaba High School (Escanaba, Michigan).
- x Named All-Upper Peninsula and All-Great Northern Conference in 2009.
- x Also a varsity basketball player at Escanaba High School.
- x Born Jace Daniels on March 3, 1989, in Escanaba, Michigan.

**KA'LIAL GLAUD**

LINEBACKERS

HT: 6-2
WT: 220
DOB: 11/9/90
FA, 2013
RUTGERS

ACQUIRED BY BUCS:

- x Signed by Tampa Bay on May 6, 2013, as a college free agent.

COLLEGE/PERSONAL:

- x Played in 48 games at Rutgers (2009-12), starting 17, totaling 86 tackles, 10.0 tackles for loss, 4.0 sacks, two passes defended, two interceptions, one forced fumble and one fumble recovery.
- x Returned a fumble for 12 yards against the University of South Florida.
- x Earned Paul Robeson Award at team banquet, given annually to the individual whose performance, leadership and dedication on and off the field has had the greatest impact on Rutgers football.
- x Attended Winslow Township High School (Atco, New Jersey).
- x Played both sides of the ball in high school, as quarterback and linebacker.
- x Threw for 3,054 yards and 39 touchdowns and recorded 497 rushing yards and eight touchdowns. Also finished with 87 tackles, 8.0 sacks, three forced fumbles and four fumble recoveries.
- x Ranked as the No. 25 player in New Jersey by Rivals.com and the No. 42 middle linebacker by Scout.com.
- x Three-year captain for Winslow Township High School.
- x Born Ka'lial Glaud on July 28, 1987 in Winslow Township, New Jersey.

**RASHAAN MELVIN**

CORNERBACK

HT: 6-2
WT: 193
DOB: 10/2/89
FA, 2013
NORTHERN ILLINOIS

ACQUIRED BY BUCS:

- x Signed by Tampa Bay as a college free agent on April 29, 2013.

COLLEGE/PERSONAL:

- x Appeared in 41 games, with 14 starts, in four years at Northern Illinois (2009-12), totaling 172 tackles, five interceptions, 3.5 tackles for loss, one forced fumble and 35 passes defended, the second most in school history.
- x Led the Mid Atlantic Conference and set the single-season school record with 17 passes defended as a senior
- x Named first-team All-MAC by CollegeFootballNews.com.
- x Received Defensive Player of the Week honors twice in 2011 (10/22 at Buffalo; 11/25 vs. Eastern Michigan).
- x Named Defensive Back of the Week (9/11/10 vs. Illinois) and Special Teams Player of the Week (9/18/10 vs. North Dakota) on consecutive weeks as a sophomore.
- x Walked-on as a freshman, appearing in two games in 2009 before earning scholarship during spring 2010.
- x Majored in sociology.
- x Attended Waukegan High School (Waukegan, Illinois).
- x Caught 58 passes for 585 yards as wide receiver and made 70 tackles, caught eight interceptions and scored three defensive touchdowns as a cornerback during his senior season.
- x Named first-team Central Suburban League South and first-team Lake County News Sun as a wide receiver.
- x Lettered in basketball as a team captain and two-year varsity starter.
- x Son of Melvin and Angela Webb.
- x Born Rashaan Melvin on October 2, 1989, in Waukegan, Illinois.



ACQUIRED BY BUCS:

- x Signed by Tampa Bay on April 29, 2013 as a college free agent.

COLLEGE/PERSONAL:

- x Appeared in 47 games over four years at Western Kentucky University (2009-12).
- x Started all 12 games as a senior at right guard, grading out at 85 percent for the season.
- x Named first-team All-Sun Belt Conference in 2012
- x Finished with 112 pancake or knockdown blocks in 12 starts in 2011.
- x Allowed just 3.0 sacks as a junior and helped lead the team to a league-best 181.6 rushing yards per game.
- x Graded out at an overall 80 percent and earned second-team All-Sun Belt Conference in 2011.
- x Started all 11 games he appeared in as a sophomore.
- x Appeared in 12 games and started 11 on the offensive line as a freshman.
- x Majored in construction management.
- x Attended Blackman High School (Murfreesboro, Tennessee).
- x Was a four-year letter winner and three-year starter.
- x Participated in the state's East-West All-Star Game and was a first-team All-Region selection.
- x Son of Brad and Stacy Smith.
- x Born Adam Jay Smith on April 9, 1990, in Murfreesboro, Tennessee.

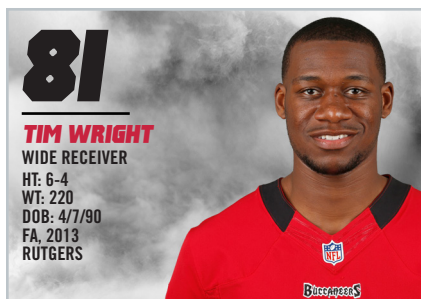


ACQUIRED BY BUCS:

- x Signed by Tampa Bay on April 29, 2013 as a college free agent.

COLLEGE/PERSONAL:

- x Appeared in 50 games at Georgia (2009-12), starting 26, totaling 80 tackles, four interceptions and 1,049 yards of all-purpose yards on offense.
- x Named to Phil Steele Preseason All-SEC Fourth Team, Paul Hornung Award List and the CFPA Punt Returner Watch List in 2012.
- x Recorded 24 tackles with a career-high two interceptions as a junior, while also accruing 340 all-purpose yards.
- x Preseason second-team All-SEC by Phil Steele and third-team by Athlon Sports in 2011.
- x Started all nine games he appeared in in 2010, recording 17 tackles and two interceptions, while rushing six times for 46 yards and returning 10 punts for 143 yards.
- x Played in 13 games, making one start as a freshman, recording 14 tackles, 17 rushes for 208 yards and two touchdowns, and 16 kick returns for 279 yards.
- x Named as a Newcomer of the Year for special teams in 2009.
- x Majored in housing.
- x Attended Booker T. Washington High School (Atlanta, Georgia).
- x 2009 Under Armour All-America High School Football Game Participant.
- x Named to PrepStar Top 100 Dream Team, Georgia ESPN Rise Gatorade Player of the Year and a Scout.com five-star prospect.
- x Born Branden Smith on December 19, 1989, in Atlanta, Georgia.



ACQUIRED BY BUCS:

- x Signed by Tampa Bay on April 29, 2013 as a college free agent.

COLLEGE/PERSONAL:

- x Played in 25 games with five starts at Rutgers (2009-12), catching 50 passes for 596 yards and four touchdowns.
- x Recorded 39 catches for 449 yards and two touchdowns as a senior.
- x As a junior, caught 11 passes for 147 yards and two touchdowns.
- x Member of the Big East All-Academic Football Team in 2011.
- x Named to Rivals.com All-Spring Team as a junior.
- x Received Mark Mills Second Effort Award, handed out to the Most Improved Offensive Player in spring drills in 2010.
- x Made first-career start at Syracuse (11/21/09).
- x Made his collegiate debut against Cincinnati (9/7/09).
- x Majored in criminal justice.
- x Attended Wall High School (Wall Township, New Jersey).
- x Named first-team All-Shore by the Star-Ledger and second-team All-Shore by the Asbury Park Press as a senior.
- x Ranked No. 11 in New Jersey by Rivals.com and No. 10 in the state by Scout.com.
- x Born Timothy Wright on April 7, 1990 in Wall Township, New Jersey.

2013 ALPHABETICAL ROSTER

No.	Name	Pos.	Ht.	Wt.	Birthdate	NFL Exp.	College	HS Hometown	How Acq.
21	Adams, Michael	CB	5-8	181	6/17/1985	7	Louisiana-Lafayette	Dallas, TX	15/0*
66	Allen, Roger	G	6-3	325	2/10/1986	4	Missouri State	Raytown, MO	4/0
32	Baker, Sean	S	6-1	209	11/6/1988	1	Ball State	Youngstown, OH	0/0
27	Banks, Johnthan	CB	6-2	185	10/3/1989	R	Mississippi State	Maben, MS	0/0
71	Barbieri, Howard	G	6-5	300	11/7/1987	1	Rutgers	Leonardo, NJ	0/0
23	Barron, Mark	S	6-2	213	10/27/1989	2	Alabama	Mobile, AL	16/16
43	Black, Ahmad	S	5-9	184	12/12/1989	2	Florida	Lakeland, FL	16/1
91	Bowers, Da'Quan	DE	6-4	288	2/23/1990	3	Clemson	Bamberg, SC	10/0
82	Byham, Nate	TE	6-4	264	6/27/1988	4	Pittsburgh	Franklin, PA	11/2
72	Carimi, Gabe	G/T	6-7	316	6/13/1988	3	Wisconsin	Cottage Grove, WI	16/14*
33	Carr, Deveron	CB	5-11	190	8/10/1990	R	Arizona State	Scottsdale, AZ	0/0
52	Castillas, Jonathan	LB	6-1	227	6/3/1987	5	Wisconsin	New Brunswick, NJ	14/1*
94	Clayborn, Adrian	DE	6-3	280	7/6/1988	3	Iowa	St. Louis, MO	3/3
84	Crabtree, Tom	TE	6-4	245	11/4/1985	4	Miami (OH)	Carroll, OH	14/6*
13	Crump, Terriun	WR	6-2	223	7/23/1989	1	Western Illinois	Chicago, IL	0/0
51	Cutrer, Jacob	LB	6-3	238	5/18/1988	4	LSU	Lafayette, LA	8/0
73	Daniels, Jace	OL	6-4	300	11/20/1990	R	Northern Michigan	Escabana, MI	0/0
54	David, Lavonte	LB	6-1	233	1/23/1990	2	Nebraska	Miami, FL	16/16
45	DeCicco, Dom	LB	6-4	230	9/11/1988	3	Pittsburgh	Jefferson Hills, PA	4/0*
46	DePaola, Andrew	LS	6-2	230	7/28/1987	1	Rutgers	Parkton, MD	0/0
3	Dimke, Derek	K	6-0	180	4/16/1990	1	Illinois	Rockford, IL	0/0
69	Dotson, Demar	T	6-9	315	10/11/1985	5	Southern Miss	Alexandria, LA	16/15
89	Douglas, David	WR	6-1	205	6/29/1989	2	Arizona	McKinney, TX	1/0
48	Economos, Andrew	LS	6-1	250	6/24/1982	8	Georgia Tech	Atlanta, GA	16/0
59	Foster, Mason	LB	6-1	241	3/1/1989	3	Washington	Seaside, CA	16/16
5	Freeman, Josh	QB	6-6	240	1/13/1988	5	Kansas State	Kansas City, MO	16/16
26	Gaitor, Anthony	CB	5-10	182	10/9/1988	3	Florida International	Miami, FL	4/2
92	Gholston, William	DE	6-6	281	7/31/1991	R	Michigan State	Detroit, MI	0/0
95	Gibson, Gary	DT	6-3	312	5/5/1982	8	Rutgers	Lafayette, NY	16/1
58	Glaud, Ka'lial	LB	6-2	220	11/9/1990	R	Rutgers	Atco, NJ	0/0
8	Glennon, Mike	QB	6-6	225	12/12/1989	R	North Carolina State	Centreville, VA	0/0
38	Goldson, Dashon	S	6-2	200	9/18/1984	7	Washington	Carson, CA	16/16*
53	Goode, Najee	LB	6-0	244	6/4/1989	2	West Virginia	Cleveland, OH	2/0
36	Gorrer, Danny	CB	6-0	180	6/1/1986	4	Texas A&M	Port Arthur, TX	6/1
35	Grimm, Cody	S	5-11	200	2/26/1987	4	Virginia Tech	Fairfax, VA	9/0
18	Hagan, Derek	WR	6-2	210	9/21/1984	8	Arizona State	Palmdale, CA	14/2*
57	Hayward, Adam	LB	6-1	240	6/23/1984	7	Portland State	Westminster, CA	16/5
7	Henry, Chas	P	6-3	219	1/6/1989	2	Florida	Dallas, GA	3/0*
33	Hillis, Peyton	RB	6-2	250	1/21/1986	6	Arkansas	Conway, AR	13/2*
49	Holland, Joe	LB	6-1	229	8/20/1988	1	Purdue	Indianapolis, IN	0/0
83	Jackson, Vincent	WR	6-5	230	1/14/1983	9	Northern Colorado	Colorado Springs, CO	16/16
25	James, Mike	RB	5-10	223	4/13/1991	R	Miami (FL)	Haines City, FL	0/0
29	Johnson, Leonard	CB	5-10	202	3/30/1990	2	Iowa State	Clearwater, FL	16/6
75	Joseph, Davin	G	6-3	313	11/22/1983	8	Oklahoma	Hallandale, FL	0/0
9	Koenen, Michael	P	5-11	198	7/13/1982	9	Western Washington	Ferndale, WA	16/0
90	Landri, Derek	DT	6-2	290	9/21/1983	7	Notre Dame	Concord, CA	16/7*
44	Larsen, Spencer	FB	6-2	245	3/4/1984	6	Arizona	Mesa, AZ	0/0
62	Larsen, Ted	C/G	6-2	305	6/13/1987	4	North Carolina State	Palm Beach, FL	16/13
30	Leonard, Brian	RB	6-1	225	2/3/1984	7	Rutgers	Gouverneur, NY	15/0*
78	Levingston, Lazarius	DT	6-4	292	11/16/1987	3	LSU	Ruston, LA	3/0
31	Lewis, Myron	CB	6-2	203	11/24/1987	4	Vanderbilt	Pompano Beach, FL	9/0
41	Lorig, Erik	FB/TE	6-4	250	11/17/1986	4	Stanford	Palos Verdes, CA	16/8
22	Martin, Doug	RB	5-9	215	1/13/1989	2	Boise State	Oakland, CA	16/16
65	Masifilo, Matthew	DT	6-3	280	10/1/1989	2	Stanford	Ewa Beach, HI	0/0
93	McCoy, Gerald	DT	6-4	300	2/25/1988	4	Oklahoma	Oklahoma City, OK	16/16
96	Means, Steven	DE	6-3	260	9/16/1990	R	Buffalo	Buffalo, NY	0/0
28	Melvin, Rashaan	CB	6-2	193	10/2/1989	R	Northern Illinois	Waukegan, IL	0/0
79	Meredith, Jamon	T	6-5	312	5/11/1986	5	South Carolina	Simpsonville, SC	14/12
87	Miller, Zach	TE	6-5	236	10/4/1984	4	Nebraska-Omaha	Wahoo, NE	0/0
12	Mitchell, Carlton	WR	6-3	215	4/6/1988	3	South Florida	Gainesville, FL	0/0
98	Morgan, Aaron	DE	6-4	250	12/30/1988	4	Louisiana-Monroe	Amite, LA	11/0*
68	Neblett, Andre	DT	6-0	310	7/7/1988	4	Temple	Rahway, NJ	0/0
77	Nicks, Carl	G	6-5	349	5/14/1985	6	Nebraska	Salinas, CA	7/7
86	Noble, Danny	TE	6-5	248	3/30/1989	2	Toledo	Elyria, OH	4/0
46	Nolan, Troy	S	6-2	200	9/7/1986	5	Arizona State	Los Angeles, CA	8/1*
85	Ogletree, Kevin	WR	6-1	198	8/5/1987	5	Virginia	Queens, NY	15/1*
6	Orlovsky, Dan	QB	6-5	230	8/18/1983	9	Connecticut	Shelton, CT	1/0

2012 ALPHABETICAL ROSTER (CONT.)

80	Owusu, Chris	WR	6-2	200	1/6/1990	2	Stanford	Westlake Village, CA	5/0
67	Owusu, Ernest	DE	6-4	275	5/26/1988	1	California	Nashville, TN	0/0
17	Page, Eric	WR	5-10	180	9/23/1991	1	Toledo	Toledo, OH	0/0
70	Penn, Donald	T	6-5	340	4/27/1983	8	Utah State	Playa Del Rey, CA	16/16
60	Remmers, Mike	T	6-5	303	4/11/1989	1	Oregon State	Portland, OR	0/0
24	Revis, Darrelle	CB	5-11	198	7/14/1985	7	Pittsburgh	Aliquippa, PA	2/2*
64	Smith, Adam	G	6-5	325	4/9/1990	R	Western Kentucky	Murfreesboro, TN	0/0
39	Smith, Branden	CB	5-11	182	12/19/1989	R	Georgia	Atlanta, GA	0/0
34	Smith, Michael	RB	5-9	205	8/9/1988	2	Utah State	Tucson, AZ	1/0
97	Spence, Akeem	DT	6-1	307	11/29/1991	R	Illinois	Fort Walton Beach, FL	0/0
88	Stocker, Luke	TE	6-5	253	7/17/1988	3	Tennessee	Berea, KY	16/10
37	Tandy, Keith	DB	5-10	205	2/12/1989	2	West Virginia	Hopkinsville, KY	9/0
50	Te'o-Nesheim, Daniel	DE	6-3	263	6/12/1987	4	Washington	Kameula, HI	16/13
1	Tynes, Lawrence	K	6-1	202	5/3/1978	10	Troy	Milton, FL	16/0*
11	Underwood, Tiquan	WR	6-1	183	2/17/1987	5	Rutgers	Lawrenceville, NJ	15/3
74	Wallace, Cody	C/G	6-4	300	11/26/1984	4	Texas A&M	Cuero, TX	8/0
56	Watson, Dekoda	LB	6-2	240	3/3/1988	4	Florida State	Aiken, SC	16/0
2	Weber, Adam	QB	6-3	210	8/3/1987	1	Minnesota	Arden Hills, MN	0/0
61	White, Markus	DE	6-4	264	11/25/1987	3	Florida State	West Palm Beach, FL	3/0*
19	Williams, Mike	WR	6-2	212	5/18/1987	4	Syracuse	Buffalo, NY	16/16
81	Wright, Tim	TE	6-4	220	4/7/1990	R	Rutgers	Wall Township, NJ	0/0
76	Zuttah, Jeremy	G/C	6-4	308	6/1/1986	6	Rutgers	Edison, NJ	16/16

* Adams played 15 games with Arizona in '12; Carimi played 16 games with Chicago in '12; Casillas played 14 games with New Orleans in '12; DeCicco played 4 games with Chicago in '12; Goldson played 16 games with San Francisco in '12; Hagan played 14 games with Oakland in '12; Henry played three games with Philadelphia in '12; Hillis played 13 games with Kansas City in '12; Joseph missed '12 season because of injury; Landri played 16 games with Philadelphia in '12; Leonard played 15 games with Cincinnati in '12; Miller missed '12 season because of injury; Morgan played four games with Jacksonville in '12; Nolan played four games with Houston, three games with Miami and one game with Chicago in '12; Ogletree played 15 games with Dallas in '12; Revis played two games with N.Y. Jets in '12; Tynes played 16 games with N.Y. Giants in '12; White played one game with Washington in '12.

COACHING STAFF

Head Coach: Greg Schiano

Assistant Coaches: Brian Angelichio (tight ends), Bob Bostad (offensive line), Jay Butler (head strength and conditioning), Earnest Byner (running backs), Bryan Cox (pass rush specialist), Bob Fraser (assistant defensive coordinator), Phil Galiano (assistant special teams), John Garrett (wide receivers), Bob Gilmartin (assistant strength and conditioning), Jeff Hafley (safeties), Steve Loney (assistant offensive line), Tem Lukabu (defensive assistant), Kevin MacConnell (director of football operations), Ben McDaniels (offensive assistant), John McNulty (quarterbacks), Randy Melvin (defensive line), Tony Oden (cornerbacks), Jimmy Raye (senior offensive assistant), Bill Sheridan (defensive coordinator), Robb Smith (linebackers), Mike Sullivan (offensive coordinator), Joe Vaughn (assistant strength and conditioning), Dave Wannstedt (special teams coordinator)

2013 NUMERICAL ROSTER

No.	Name	Pos.	No.	Name	Pos.	No.	Name	Pos.
1	Lawrence Tynes.....	K	36	Danny Gorrer.....	CB	70	Donald Penn.....	T
2	Adam Weber.....	QB	37	Keith Tandy.....	DB	71	Howard Barbieri.....	G
3	Derek Dimke.....	K	38	Dashon Goldson.....	S	72	Gabe Carimi.....	G/T
5	Josh Freeman.....	QB	39	Branden Smith.....	CB	73	Jace Daniels.....	OL
6	Dan Orlovsky.....	QB	41	Erik Lorig.....	FB/TE	74	Cody Wallace.....	C/G
7	Chas Henry.....	P	43	Ahmad Black.....	S	75	Davin Joseph.....	G
8	Mike Glennon.....	QB	44	Spencer Larsen.....	FB	76	Jeremy Zuttah.....	G/C
9	Michael Koenen.....	P	45	Dom DeCicco.....	LB	77	Carl Nicks.....	G
11	Tiquan Underwood.....	WR	46	Andrew DePaola.....	LS	78	Lazarius Levingston.....	DT
12	Carlton Mitchell.....	WR	46	Troy Nolan.....	S	79	Jamon Meredith.....	T
13	Terriun Crump.....	WR	48	Andrew Economos.....	LS	80	Chris Owusu.....	WR
17	Eric Page.....	WR	49	Joe Holland.....	LB	81	Tim Wright.....	TE
18	Derek Hagan.....	WR	50	Daniel Te'o-Nesheim.....	DE	82	Nate Byham.....	TE
19	Mike Williams.....	WR	51	Jacob Cutrera.....	LB	83	Vincent Jackson.....	WR
21	Michael Adams.....	CB	52	Jonathan Casillas.....	LB	84	Tom Crabtree.....	TE
22	Doug Martin.....	RB	53	Najee Goode.....	LB	85	Kevin Ogletree.....	WR
23	Mark Barron.....	S	54	Lavonte David.....	LB	86	Danny Noble.....	TE
24	Darrelle Revis.....	CB	56	Dekoda Watson.....	LB	87	Zach Miller.....	TE
25	Mike James.....	RB	57	Adam Hayward.....	LB	88	Luke Stocker.....	TE
26	Anthony Gaitor.....	CB	58	Ka'lial Glaud.....	LB	89	David Douglas.....	WR
27	Johnthan Banks.....	CB	59	Mason Foster.....	LB	90	Derek Landri.....	DT
28	Rashaan Melvin.....	CB	60	Mike Remmers.....	T	91	Da'Quan Bowers.....	DE
29	Leonard Johnson.....	CB	61	Markus White.....	DE	92	William Gholston.....	DE
30	Brian Leonard.....	RB	62	Ted Larsen.....	C/G	93	Gerald McCoy.....	DT
31	Myron Lewis.....	CB	64	Adam Smith.....	G	94	Adrian Clayborn.....	DE
32	Sean Baker.....	S	65	Matthew Masifilo.....	DT	95	Gary Gibson.....	DT
33	Deveron Carr.....	CB	66	Roger Allen.....	G	96	Steven Means.....	DE
33	Peyton Hillis.....	RB	67	Ernest Owusu.....	DE	97	Akeem Spence.....	DT
34	Michael Smith.....	RB	68	Andre Neblett.....	DT	98	Aaron Morgan.....	DE
35	Cody Grimm.....	S	69	Demar Dotson.....	T			

2013 PRONUNCIATION GUIDE

PLAYERS

Johnthan Banks..... Johnathan
 Howard Barbieri..... bar-bee-AIR-ee
 Da'Quan Bowers..... DAY-kwan
 Nate Byham..... BY-um
 Deveron Carr..... deh-ver-on
 Gabe Carimi..... Cuh-ree-me
 Jonathan Casillas..... cah-SEE-us
 Terriun Crump..... tear-REE-on
 Lavonte David..... luh-VON-tay
 Dom DeCicco..... duh-SEE-coe
 Derek Dimke..... Dim-key
 Andrew Economos..... E-CON-oh-Mose
 William Gholston..... GOAL-ston
 Ka'lial Glaud..... kuh-LEE-all Guh-lawed
 Dashon Goldson..... duh-SHAW GOLD-son

COACHES

Greg Schiano..... shee-ANN-oh
 Brian Angelichio..... an-JAH-lee-ko

Najee Goode..... NAH-jhee Good
 Davin Joseph..... DAV-in
 Michael Koenen..... KAY-nin
 Lazarius Levingston..... luh-zair-ee-us
 Matthew Masifilo..... mass-uh-FEE-low
 Rashaan Melvin..... RUH-shawn
 Jamon Meredith..... juh-MAHN
 Chris Owusu..... oh-WOO-soo
 Ernest Owusu..... oh-WOO-soo
 Darrelle Revis..... duh-RELL REE-vis
 Daniel Te'o-Nesheim..... tuh-OH-NESS-ime
 Tiquan Underwood..... ty-KWAN
 Dekoda Watson..... Dakota
 Jeremy Zuttah..... Zoo-tah

Bob Bostad..... BO-stad
 Dave Wannstedt..... WAN-stat



2012 REVIEW

2012 REGULAR SEASON STATISTICS

2012 RECORD:		WON: 7	LOSS: 9		
DATE	W/L	SCORE	OPPONENT	ATT	
9/9	W	16-10	CAROLINA	51,533	
9/16	L	34-41	at New York Giants	76,964	
9/23	L	10-16	at Dallas	81,984	
9/30	L	22-24	WASHINGTON	58,191	
10/14	W	38-10	KANSAS CITY	46,500	
10/21	L	28-35	NEW ORLEANS	58,906	
10/25	W	36-17	at Minnesota	60,860	
11/4	W	42-32	at Oakland	52,055	
11/11	W	34-24	SAN DIEGO	54,813	
11/18	W	27-21 (OT)	at Carolina	72,603	
11/25	L	23-24	ATLANTA	54,400	
12/2	L	23-31	at Denver	76,432	
12/9	L	21-23	PHILADELPHIA	64,941	
12/16	L	0-41	at New Orleans	73,096	
12/23	L	13-28	ST. LOUIS	51,535	
12/30	W	22-17	at Atlanta	69,644	

	BUCCANEERS	OPP
TOTAL FIRST DOWNS	301	329
Rushing	89	75
Passing	188	226
Penalty	24	28
3rd Down: Made/Att	76/212	88/219
3rd Down Pct.	35.8%	40.2%
4th Down: Made/Att	7/17	6/14
4th Down Pct.	41.2%	42.9%
POSSESSION AVG.	30:11	29:49
TOTAL NET YARDS	5,820	6,072
Avg. Per Game	363.8	379.9
Total Plays	1,008	1,031
Avg. Per Play	5.8	5.9
NET YARDS RUSHING	1,837	1,320
Avg. Per Game	114.8	82.5
Total Rushes	416	377
NET YARDS PASSING	3,983	4,758
Avg. Per Game	248.9	297.4
Sacked/Yards Lost	26/161	27/193
Gross Yards	4,144	4,951
Attempts/Completions	566/311	627/410
Completion Pct.	54.9%	65.4%
Had Intercepted	17	18
PUNTS/AVERAGE	77/44.7	79/45.1
NET PUNTING AVG.	36.9	38.5
PENALTIES/YARDS	101/819	103/851
FUMBLES/BALL LOST	16/6	16/8
TOUCHDOWNS	44	48
Rushing	13	13
Passing	27	30
Returns	4	5

SCORE BY QUARTERS				1	2	3	4	OT	TOTAL
BUCCANEERS				94	77	88	124	6	389
OPPONENTS				71	127	73	123	0	394
SCORING	TD	R	P	Rt	PAT	2-Pl.	FG	S	PTS
C. Barth	0	0	0	0	39-39	0	28-33	0	123
D. Martin	12	11	1	0	0-0	0	0-0	0	72
M. Williams	9	0	9	0	0-0	0	0-0	0	54
V. Jackson	8	0	8	0	0-0	1	0-0	0	50
D. Clark	4	0	4	0	0-0	0	0-0	0	24
L. Blount	2	2	0	0	0-0	0	0-0	0	12
T. Underwood	2	0	2	0	0-0	0	0-0	0	12
R. Barber	1	0	0	1	0-0	0	0-0	0	6
N. Byham	1	0	1	0	0-0	0	0-0	0	6
A. Hayward	1	0	0	1	0-0	0	0-0	0	6
L. Johnson	1	0	0	1	0-0	0	0-0	0	6
E. Lorig	1	0	1	0	0-0	0	0-0	0	6
L.Stocker	1	0	1	0	0-0	0	0-0	0	6
E. Wright	1	0	0	1	0-0	0	0-0	0	6

SACKS: M. Bennett 9.0, G. McCoy 5.0, D. Te'o-Nesheim 3.0, D. Bowers 3.0, L. David 2.0, M. Foster 2.0, R. Barber 1.0, E. Biggers 1.0
BUCCANEERS 27, OPPONENTS 26

RUSHING	NO	YDS	AVG	LG	TD
D. Martin	319	1,454	4.6	70t	11
L. Blount	41	151	3.7	35	2
J. Freeman	39	139	3.6	13	0
D. Ware	11	51	4.6	17	0
K. Tandy	1	18	18.0	18	0
A. Benn	3	16	5.3	9	0
P. Parker	1	7	7.0	7	0
T. Underwood	1	1	1.0	1	0

BUCCANEERS	416	1,837	4.4	70t	13
OPPONENTS	377	1,320	3.5	64t	13

RECEIVING	NO	YDS	AVG	LG	TD
V. Jackson	72	1,384	19.2	95	8
M. Williams	63	996	15.8	65	9
D. Martin	49	472	9.6	64t	1
D. Clark	47	435	9.3	33	4
T. Underwood	28	425	15.2	62	2
L. Stocker	16	165	10.3	33	1
D. Ware	14	100	7.1	23	0
E. Lorig	12	83	6.9	16	1
A. Benn	4	26	6.5	9	0
N. Byham	3	18	6.0	10	1
C. Owusu	1	24	24.0	24	0
S. Stroughter	1	14	14.0	14	0
L. Blount	1	2	2.0	2	0

BUCCANEERS	311	4,144	13.3	95	27
OPPONENTS	410	4,951	12.1	80t	30

INTERCEPTIONS	NO	YDS	AVG	LG	TD
R. Barber	4	160	40.0	78t	1
L. Johnson	3	86	28.7	83t	1
A. Black	2	34	17.0	34	0
E. Wright	1	60	60.0	60t	1
B. McDonald	1	40	40.0	40	0
L. David	1	27	27.0	27	0
M. Barron	1	12	12.0	12	0
E. Biggers	1	0	0.0	0	0
M. Foster	1	0	0.0	0	0
D. Gorrer	1	0	0.0	0	0
L. Lewis	1	0	0.0	0	0
A. Talib	1	0	0.0	0	0

BUCCANEERS	18	419	23.3	83t	3
OPPONENTS	17	269	15.8	74t	3

PUNTING	NO	YDS	AVG	NET	TB	IN20	LG	BK
M. Koenen	76	3,440	45.3	37.4	6	22	64	1

BUCCANEERS	77	3,440	44.7	37.4	6	22	64	1
OPPONENTS	79	3,563	45.1	40.0	4	21	66	3

PUNT RETURNS	RET	FC	YDS	AVG	LG	TD
R. Parrish	30	15	298	9.9	39	0
J. Shipley	3	1	10	3.3	9	0
S. Stroughter	3	3	16	5.3	13	0
BUCCANEERS	36	19	324	9.0	39	0
OPPONENTS	40	16	440	11.0	45	0

KICKOFF RETURNS	RET	YDS	AVG	LG	TD
Benn	13	306	23.5	55	0
Lewis, L.	5	106	21.2	33	0
Parrish	4	86	21.5	25	0
Smith	3	55	18.3	23	0
Underwood	2	47	23.5	25	0
Ware	2	25	12.5	18	0
Black, A.	1	3	3.0	3	0
Jackson	1	2	2.0	2	0
BUCCANEERS	31	630	20.3	55	0
OPPONENTS	27	680	25.2	44	0

FIELD GOALS	1-19	20-29	30-39	40-49	50+	Lg
Barth	0-0	7-7	3-4	12-13	6-9	57

BUCCANEERS	0/0	7/7	3/4	12/13	6/9	57
OPPONENTS	0-0	9-10	8-10	1-5	1-3	51

C. Barth: (36G, 20G, 40G) (45G, 52G) (28G) (50G, 57G, 47G) (55LU, 27G) (42WL) (28G, 40G) (38G) (35S, 54S) (40G, 45G) (51G, 40G) (22G, 42G, 48G, 56S) (31G, 50G, 55G) () () (29G, 49G) (48G, 22G, 42G)

OPPONENTS: (31G) (37G, 24G, 36G, 24G) (32G, 26G, 22G) (41WR, 57S, 31WL, 41G) (28G) () (51G) (29G) (34G) (40WR) (31G, 22WL, 48WR) (31G, 47WR) (28G, 58WL, 31WL) (25G, 36G) () (28G)

PASSING	ATT	COMP	YDS	CMP%	YDS/ATT	TD	TD%	INT	INT%	LG	SACK/LOST	RATING
J. Freeman	558	306	4,065	54.8%	7.28	27	4.8%	17	3.0%	95	26/161	81.6
D. Orlovsky	7	4	51	57.1%	7.29	0	0.0%	0	0.0%	24	0/0	80.1
M. Williams	1	1	28	100.0%	28.0	0	0.0%	0	0.0%	28	0/0	118.8
BUCCANEERS	566	311	4,144	54.9%	7.32	27	4.8%	17	3.0%	95	26/161	81.8
OPPONENTS	627	410	4,951	65.4%	7.9	30	4.8%	18	2.9%	80t	27/193	93.5

2012 DEFENSIVE STATISTICS

Player	Solo Tackles	Assists	Total Tackles	Sacks/ Yards	QBP	TFL	Ints./ Yards	For. Fum.	Fum. Rec.	Passes Def.
L. David	112	27	139	2.0/14.0	4	20	1/27	—	—	5
M. Foster	80	24	104	2.0/14.0	3	13	1/0	0	1	1
R. Barber	70	21	91	1.0/2.0	—	8	4/160	1	—	13
M. Barron	72	17	89	—	—	4	1/12	1	—	10
E. Biggers	39	9	48	1.0/8.0	—	2	1/0	2	—	7
M. Bennett	34	7	41	9.0/57.0	14	18	—	3	—	2
D. Te'o-Nesheim	24	16	40	4.0/35.0	8	8	—	—	—	—
E. Wright	34	5	39	—	—	—	1/60	—	1	8
L. Johnson	32	5	37	—	—	3	3/86	1	1	9
A. Black	26	6	32	—	1	—	2/34	1	—	5
Q. Black	25	7	32	—	1	3	—	—	1	—
G. McCoy	23	7	30	5.0/35.0	16	9	—	1	1	2
R. Miller	15	8	23	—	—	2	—	—	—	1
A. Talib	20	1	21	—	—	1	1/0	—	—	7
B. McDonald	13	7	20	—	—	1	1/40	—	—	2
G. Gibson	14	4	18	—	1	3	—	—	1	—
A. Hayward	13	5	18	—	—	1	—	—	—	2
D. Bowers	10	3	13	3.0/28.0	7	5	—	—	—	2
D. Gorrer	9	0	9	—	—	—	1/0	—	—	2
A. Gaitor	6	1	7	—	—	—	—	—	—	5
C. Irvin	3	3	6	—	1	—	—	—	—	—
L. Lewis	4	1	5	—	—	—	1/0	—	—	1
G. Johnson	0	5	5	—	—	—	—	—	—	—
M. Lewis	3	0	3	—	—	—	—	—	—	—
L. Livingston	2	0	2	—	—	1	—	—	—	—
D. Watson	2	0	2	—	—	—	—	—	—	—
A. Clayborn	1	1	2	—	—	1	—	—	—	—
A. Benn	1	0	1	—	—	1	—	—	—	—
A. Morgan	1	0	1	—	—	—	—	—	—	—

2012 SPECIAL TEAMS STATISTICS

Player	Solo Tackles	Assists	Total Tackles	Fumbles For./Rec.
E. Lorig	7	0	7	—
D. Watson	5	2	7	0/2
A. Benn	6	0	6	—
A. Economos	6	0	6	—
A. Hayward	5	1	6	—
C. Grimm	3	2	5	—
E. Biggers	5	2	7	—
A. Black	4	0	4	—
L. Johnson	3	1	4	—
Q. Black	3	0	3	—
M. Lewis	3	0	3	—
K. Tandy	3	0	3	—
J. Cutrera	2	1	3	1/0
B. McDonald	2	1	3	—
E. Biggers	2	0	2	—
M. Foster	2	0	2	—
D. Gorrer	2	0	2	—
D. Ware	2	0	2	—
M. Koenen	1	1	2	—
L. Lewis	1	0	1	—
A. Morgan	1	0	1	—
L. Sticker	1	0	1	—

Defensive/Special Teams Touchdowns

E. Wright, 60-yard INT return at N.Y. Giants (9/16)
 R. Barber, 78-yard INT return vs. Kansas City (10/14)
 A. Hayward, 29-yard blocked punt return vs. San Diego (11/11)
 L. Johnson, 83-yard INT return vs. San Diego (11/11)

Miscellaneous Tackles

D. Clark 3, V. Jackson 3, M. Williams 2, D. Dotson 1, T. Larsen 1, D. Martin 1, L. Stocker 1, S. Stroughter 1, T. Underwood 1, D. Ware 1

Miscellaneous Fumble Recoveries

Q. Black 1, D. Dotson 1, J. Freeman 1, T. Larsen 1, D. Martin 1, D. Penn 1, J. Zuttah 1

Blocked Punts

D. Watson 2, A. Talib 1

Blocked PATs

None

Blocked Field Goals

None

Deflected Punts

R. Barber (vs. KC, 10/14)

Safeties

None

Onside Kickoff Recovery

None

2012 PRESEASON STATISTICS

2011 RECORD:	W/L	WON: 2	LOSS: 2	ATT
DATE		SCORE	OPPONENT	
Aug 10	W	20-7	at Miami	46,330
Aug 17	L	7-30	TENNESSEE	45,633
Aug 24	W	30-28	NEW ENGLAND	47,440
Aug 29	L	3-30	at Washington	56,555

	BUCCANEERS	OPP
TOTAL FIRST DOWNS	50	84
Rushing	17	36
Passing	30	41
Penalty	3	7
3rd Down: Made/Att	19/53	16/53
3rd Down Pct.	35.8%	30.2%
4th Down: Made/Att	1/2	4/9
4th Down Pct.	50.0%	44.4%
POSSESSION AVG.	29:50	30:10
TOTAL NET YARDS	793	1,496
Avg. Per Game	198.3	374.0
Total Plays	216	264
Avg. Per Play	3.7	5.7
NET YARDS RUSHING	331	655
Avg. Per Game	82.8	163.8
Total Rushes	109	124
NET YARDS PASSING	462	841
Avg. Per Game	115.5	210.3
Sacked/Yards Lost	10/78	3/30
Gross Yards	540	871
Attempts/Completions	97/55	137/79
Completion Pct.	56.7%	57.7%
Had Intercepted	4	5
PUNTS/AVERAGE	25/45.8	14/44.1
NET PUNTING AVG.	37.4	42.1
PENALTIES/YARDS	26/173	21/175
FUMBLES/BALL LOST	3/2	5/1
TOUCHDOWNS	6	11
Rushing	3	6
Passing	2	5
Returns	1	0

SCORE BY QUARTERS	1	2	3	4	OT	TOTAL
BUCCANEERS	28	13	9	10	0	60
OPPONENTS	13	30	31	21	0	95

SCORING	TD	R	P	Rt	PAT	2-Pl.	FG	S	PTS
K. Forbath	0	0	0	0	1-1	0	5-5	0	16
D. Martin	2	2	0	0	0-0	0	0-0	0	12
C. Barth	0	0	0	0	5-5	0	1-1	0	8
M. Barron	1	0	0	1	0-0	0	0-0	0	6
L. Blount	1	1	0	0	0-0	0	0-0	0	6
S. Stroughter	1	0	1	0	0-0	0	0-0	0	6
M. Williams	1	0	1	0	0-0	0	0-0	0	6

BUCCANEERS	6	3	2	1	6-6	0-0	6-6	0	60
OPPONENTS	11	6	5	0	11-11	0-0	6-10	0	95

SACKS: BUCCANEERS 3, OPPONENTS 10

FIELD GOALS	1-19	20-29	30-39	40-49	50+
K. Forbath	0-0	1-1	0-0	2-2	2-2
C. Barth	0-0	0-0	0-0	0-0	1-1
BUCCANEERS	0/0	3/3	0/0	4/5	0/0
OPPONENTS	0/0	3/3	1/1	2/2	0/0

Forbath: (41G, 28G) () (51G, 55G) (43G); Barth: (56G)

BUCCANEERS: (41G, 28G) () (56G, 51G, 55G) (43G)

OPPONENTS: (51WR, 50WR) (24G, 48, 56S, 23G) () (39G, 27G, 46G, 22G)

PASSING	ATT	COMP	YDS	CMP%	YDS/ATT	TD	TD%	INT	INT%	LG	SACK/LOST	RATING
B. Ratliff	43	22	226	51.2	5.26	0	0.0	3	7.0	23	5/35	37.5
J. Freeman	34	18	164	52.9	4.82	1	2.9	0	0.0	25	1/4	76.1
D. Orlovsky	20	15	150	75.0	7.50	1	5.0	1	5.0	44	4/39	91.7
BUCCANEERS	97	55	540	56.7	5.57	2	2.1	4	4.1	44	10/78	62.2
OPPONENTS	137	79	871	57.7	6.36	5	3.6	5	3.6	47	3/30	73.6

RUSHING	NO	YDS	AVG	LG	TD
D. Martin	27	97	3.6	10	2
M. Smith	26	83	3.2	17	0
L. Blount	22	63	2.9	16	1
M. Madu	23	60	2.6	19	0
D. Curtis	5	20	4.0	19	0
J. Freeman	1	7	7.0	7	0
R. Hughes	2	4	2.0	3	0
D. Orlovsky	3	-3	-1.0	-1	0

BUCCANEERS	109	331	3.0	19	3
OPPONENTS	124	655	5.3	43	6

RECEIVING	NO	YDS	AVG	LG	TD
T. Underwood	9	158	17.6	44	0
V. Jackson	4	57	14.3	25	0
S. Stroughter	4	53	13.3	18	1
Z. Pinalto	4	34	8.5	14	0
M. Smith	4	29	7.3	12	0
D. Martin	4	19	4.8	7	0
D. Noble	4	18	4.5	6	0
M. Madu	4	4	1.0	6	0
P. Parker	3	32	10.7	13	0
M. Williams	3	24	8.0	18	1
R. Hughes	2	23	11.5	15	0
J. Shipley	2	16	8.0	12	0
D. Dunsmore	2	9	4.5	7	0
L. Stocker	1	14	14.0	14	0
W. Wright	1	13	13.0	13	0
D. Clark	1	12	12.0	12	0
G. Ellingson	1	12	12.0	12	0
E. Gant	1	10	10.0	10	0
L. Blount	1	3	3.0	3	0

BUCCANEERS	55	540	9.8	44	2
OPPONENTS	79	871	11.0	47	5

INTERCEPTIONS	NO.	YDS	AVG	LG	TD
S. Baker	2	43	21.5	26	0
A. Black	1	29	29.0	29	0
M. Barron	1	22	22.0	22	1
L. David	1	0	0.0	0	0

BUCCANEERS	5	94	18.8	29	1
OPPONENTS	4	63	15.8	43	0

PUNTING	NO	YDS	AVG	NET	TB	IN20	LG	BK
E. Guthrie	13	571	43.9	36.2	0	1	54	0
K. Forbath	6	274	45.7	34.7	0	1	55	0
M. Koenen	6	301	50.2	42.8	0	4	58	0

BUCCANEERS	25	1146	45.8	37.4	0	6	58	0
OPPONENTS	14	617	44.1	42.1	1	4	59	0

PUNT RETURNS	RET	FC	YDS	AVG	LG	TD
P. Parker	3	2	3	1.0	3	0
J. Shipley	1	1	5	5.0	5	0
S. Stroughter	1	1	3	3.0	3	0
A. Lewis	1	0	-3	-3.0	-3	0

BUCCANEERS	6	4	8	1.3	5	0
OPPONENTS	18	1	211	11.7	35	0

KICKOFF RETURNS	NO	YDS	AVG	LG	TD
M. Smith	10	317	31.7	74	0
T. Underwood	1	39	39.0	39	0
BUCCANEERS	11	356	32.4	74	0
OPPONENTS	13	378	29.1	45	0

DEFENSE AND SPECIAL TEAMS LEADERS

PLAYER	TACKLES	PLAYER	SACKS	PLAYER	SPECIAL TEAMS TACKLES
K. Tandy	13	M. Bennett	1.0	J. Cutrera	3
L. Asante	10	A. Hayward	1.0	A. Black	3
G. Johnson	10	D. Watson	1.0	Q. Black	2
N. Goode	9			A. Hayward	2
A. Hayward	9			K. Tandy	2
E. Wright	7	PLAYER	INTS		
A. Black	7	M. Barron	1		
M. Foster	6	A. Black	1		
A. Galtor	6	L. David	1		
M. Bennett	5				
L. David	5				
L. Johnson	5				
L. Rogers	5				
J. Rogers	5				
R. Barber	5				
E. Wilson	5				

2012 GAME-BY-GAME STARTING LINEUPS

DATE	OPP	WR	LT	LG	C	RG	RT	TE	WR	QB	RB	FB	OTHER	OTHER
9/9	CAR	Jackson	Penn	Nicks	Zuttah	Larsen	Trueblood	Clark	Williams	Freeman	Martin	--	Stocker (TE)	
9/16	@NYG	Jackson	Penn	Nicks	Zuttah	Larsen	Dotson	Stocker	Williams	Freeman	Martin	Lorig	Benn (WR)	Ware (RB)
9/23	@DAL	Jackson	Penn	Nicks	Zuttah	Larsen	Dotson	--	Williams	Freeman	Martin	--		
9/30	WAS	Jackson	Penn	Nicks	Zuttah	Larsen	Dotson	Stocker	Williams	Freeman	Martin	Lorig		
10/14	KC	Jackson	Penn	Nicks	Zuttah	Meredith	Dotson	Clark	Williams	Freeman	Martin	Lorig		
10/21	NO	Jackson	Penn	Nicks	Zuttah	Meredith	Dotson	Clark	Williams	Freeman	Martin	--	Underwood (WR)	
10/25	@MIN	Jackson	Penn	Nicks	Zuttah	Meredith	Dotson	Stocker	Williams	Freeman	Martin	Lorig		
11/4	@OAK	Jackson	Penn	Zuttah	Larsen	Meredith	Dotson	Clark	Williams	Freeman	Martin	--	Underwood (WR)	
11/11	SD	Jackson	Penn	Zuttah	Larsen	Meredith	Dotson	Byham	Williams	Freeman	Martin	Lorig		
11/18	@CAR	Jackson	Penn	Zuttah	Larsen	Meredith	Dotson	Clark	Williams	Freeman	Martin	--	Stocker (TE)	
11/25	ATL	Jackson	Penn	Zuttah	Larsen	Meredith	Dotson	Clark	Williams	Freeman	Martin	--	Stocker (TE)	
12/2	@DEN	Jackson	Penn	Zuttah	Larsen	Meredith	Dotson	Stocker	Williams	Freeman	Martin	Lorig		
12/9	PHI	Jackson	Penn	Zuttah	Larsen	Meredith	Dotson	Stocker	Williams	Freeman	Martin	--	Underwood (WR)	
12/16	@NO	Jackson	Penn	Zuttah	Larsen	Meredith	Dotson	Clark	Williams	Freeman	Martin	--	Stocker (TE)	
12/23	STL	Jackson	Penn	Zuttah	Larsen	Meredith	Dotson	Stocker	Williams	Freeman	Martin	--	Byham (TE)	
12/30	@ATL	Jackson	Penn	Zuttah	Larsen	Meredith	Dotson	Stocker	Williams	Freeman	Martin	Lorig		

DATE	OPP	LE	DT	DT	RE	OLB	MLB	OLB	LCB	RCB	SS	FS	OTHER	OTHER
9/9	CAR	Bennett	McCoy	Miller	Clayborn	--	Foster	David	Talb	Wright	Barron	Black	Barber (CB)	
9/16	@NYG	Bennett	McCoy	Miller	Clayborn	Black	Foster	David	Talb	Wright	Barron	Barber		
9/23	@dal	Bennett	McCoy	Miller	Clayborn	--	Foster	David	Talb	Wright	Barron	Barber	McDonald (CB)	
9/30	WAS	Bennett	McCoy	Miller	Clayborn	Black	Foster	David	Talb	Wright	Barron	Barber		
10/14	KC	Bennett	McCoy	Miller	Teo-Nesheim	Black	Foster	David	Biggers	Wright	Barron	Barber		
10/21	NO	Bennett	McCoy	Miller	Teo-Nesheim	--	Foster	David	Biggers	Wright	Barron	Barber	McDonald (CB)	
10/25	@min	Bennett	McCoy	Miller	Teo-Nesheim	Black	Foster	David	Biggers	Wright	Barron	Barber	Johnson (CB)	
11/4	@oak	Bennett	McCoy	Miller	Teo-Nesheim	Black	Foster	David	Biggers	Wright	Barron	Barber		
11/11	SD	Bennett	McCoy	Miller	Teo-Nesheim	Black	Foster	David	Biggers	Wright	Barron	Barber		
11/18	@car	Bennett	McCoy	Miller	Teo-Nesheim	Hayward	Foster	David	Biggers	Wright	Barron	Barber		
11/25	ATL	Bennett	McCoy	Miller	Teo-Nesheim	Hayward	Foster	David	Biggers	Wright	Barron	Barber		
12/2	@den	Bennett	McCoy	Miller	Teo-Nesheim	Hayward	Foster	David	Biggers	Wright	Barron	Barber	Gaitor (CB)	
12/9	PHI	Bennett	McCoy	Gibson	Teo-Nesheim	--	Foster	David	Biggers	Wright	Barron	Barber	Gaitor (CB)	
12/16	@no	Bennett	McCoy	Miller	Teo-Nesheim	--	Foster	David	Biggers	Wright	Barron	Barber		
12/23	STL	Bennett	McCoy	Miller	Teo-Nesheim	Hayward	Foster	David	Biggers	Wright	Barron	Barber		
12/30	@atl	Bennett	McCoy	Miller	Teo-Nesheim	Hayward	Foster	David	Biggers	Wright	Barron	Barber		

2012 PARTICIPATION CHART

[illegible]

2012 PARTICIPATION CHART

Legend:
 Position Abbreviation Indicates Start (e.g. RCB indicates started at right cornerback)
 P = Played DNP = Did Not Play IA = Inactive IR = Injured Reserve N = Not on Roster PS = Practice Squad
 PUP = Phys. Unable to Perform NFI = Res./Non-Football-Injury or Illness RES = Reserve

PLAYER	GP	GS	DNP	IA	CAR	1	2	3	4	5	6	7	8	9	10	11	12	13	14	15	16
LeGrand, Eric	3	0	0	0	0	RES	RES	RES	RES	RES	RES	RES	RES	RES	RES	RES	RES	RES	RES	RES	RES
Levingston, Pcp	3	0	1	0	0	N	N	N	N	N	N	N	N	N	N	N	N	N	N	N	N
Lewis, LeQuan	5	0	1	3	0	N	N	N	N	N	N	N	N	N	N	N	N	N	N	N	N
Lewis, Myron	9	0	0	1	3	IA	IA	IA	IA	IA	IA	IA	IA	IA	IA	IA	IA	IA	IA	IA	IA
Lorig, Erik	16	7	0	0	0	P	P	P	P	P	P	P	P	P	P	P	P	P	P	P	P
Martin, Doug	16	16	0	0	0	RB	RB	RB	RB	RB	RB	RB	RB	RB	RB	RB	RB	RB	RB	RB	RB
Masfio, Matthew	16	0	0	0	7	N	N	N	N	N	N	N	N	N	N	N	N	N	N	N	N
McCoy, Gerald	16	16	0	0	0	DT	DT	DT	DT	DT	DT	DT	DT	DT	DT	DT	DT	DT	DT	DT	DT
McDonald, Brandon	11	2	0	0	0	P	P	P	P	P	P	P	P	P	P	P	P	P	P	P	P
Meredith, Jamon	14	12	0	0	2	IA	IA	IA	IA	IA	IA	IA	IA	IA	IA	IA	IA	IA	IA	IA	IA
Miller, Roy	15	14	0	0	1	DT	DT	DT	DT	DT	DT	DT	DT	DT	DT	DT	DT	DT	DT	DT	DT
Morgan, Aaron	7	0	0	0	0	N	N	N	N	N	N	N	N	N	N	N	N	N	N	N	N
Moss, Dale	0	0	0	0	0	PS	PS	PS	PS	PS	PS	PS	PS	PS	PS	PS	PS	PS	PS	PS	PS
Nicks, Carl	7	7	0	0	0	LG	LG	LG	LG	LG	LG	LG	LG	LG	LG	LG	LG	LG	LG	LG	LG
Nicks, Carl	4	0	0	3	0	P	P	P	P	P	P	P	P	P	P	P	P	P	P	P	P
Noble, Danny	1	0	15	0	0	DNP	DNP	DNP	DNP	DNP	DNP	DNP	DNP	DNP	DNP	DNP	DNP	DNP	DNP	DNP	DNP
Orovelsky, Dan	5	0	0	0	9	N	N	N	N	N	N	N	N	N	N	N	N	N	N	N	N
Owusu, Chris	0	0	0	0	0	N	N	N	N	N	N	N	N	N	N	N	N	N	N	N	N
Parker, Preston	2	0	0	0	0	P	P	P	P	P	P	P	P	P	P	P	P	P	P	P	P
Parrish, Roscoe	13	0	0	0	0	N	N	N	N	N	N	N	N	N	N	N	N	N	N	N	N
Penn, Donald	0	0	0	0	0	LT	LT	LT	LT	LT	LT	LT	LT	LT	LT	LT	LT	LT	LT	LT	LT
Remmers, Mike	0	0	0	0	0	PS	PS	PS	PS	PS	PS	PS	PS	PS	PS	PS	PS	PS	PS	PS	PS
Rogers, James	0	0	0	0	0	N	N	N	N	N	N	N	N	N	N	N	N	N	N	N	N
Saenz, Nick	0	0	0	0	0	N	N	N	N	N	N	N	N	N	N	N	N	N	N	N	N
Santbrano, Jabin	0	0	0	0	0	N	N	N	N	N	N	N	N	N	N	N	N	N	N	N	N
Schaffer, J.K.	0	0	0	0	0	PS	PS	PS	PS	PS	PS	PS	PS	PS	PS	PS	PS	PS	PS	PS	PS
Scott, Chris	0	0	0	0	0	N	N	N	N	N	N	N	N	N	N	N	N	N	N	N	N
Shipley, Jordan	1	0	0	0	0	N	N	N	N	N	N	N	N	N	N	N	N	N	N	N	N
Smith, Michael	1	0	0	0	15	IA	IA	IA	IA	IA	IA	IA	IA	IA	IA	IA	IA	IA	IA	IA	IA
Smith, Michael	0	0	0	0	0	TE	TE	TE	TE	TE	TE	TE	TE	TE	TE	TE	TE	TE	TE	TE	TE
Stocker, Luke	16	11	0	0	0	PS	PS	PS	PS	PS	PS	PS	PS	PS	PS	PS	PS	PS	PS	PS	PS
Stowell, Bradley	2	0	0	0	0	TE	TE	TE	TE	TE	TE	TE	TE	TE	TE	TE	TE	TE	TE	TE	TE
Stroughter, Sammie	4	4	0	0	0	LCB	LCB	LCB	LCB	LCB	LCB	LCB	LCB	LCB	LCB	LCB	LCB	LCB	LCB	LCB	LCB
Talb, Aqib	9	0	0	0	0	P	P	P	P	P	P	P	P	P	P	P	P	P	P	P	P
Tandy, Keith	16	14	0	0	7	P	P	P	P	P	P	P	P	P	P	P	P	P	P	P	P
Teo-Nesheim, Daniel	9	1	0	0	2	RT	IA	IA	IA	IA	IA	IA	IA	IA	IA	IA	IA	IA	IA	IA	IA
Trueblood, Jeremy	16	14	0	0	0	PS	PS	PS	PS	PS	PS	PS	PS	PS	PS	PS	PS	PS	PS	PS	PS
Underwood, Tiquan	14	3	0	0	0	N	N	N	N	N	N	N	N	N	N	N	N	N	N	N	N
Vanderweide, Julian	0	0	0	0	0	PS	PS	PS	PS	PS	PS	PS	PS	PS	PS	PS	PS	PS	PS	PS	PS
Wallace, Cody	8	0	4	0	4	DNP	DNP	DNP	DNP	DNP	DNP	DNP	DNP	DNP	DNP	DNP	DNP	DNP	DNP	DNP	DNP
Ware, D.J.	16	1	0	0	0	P	P	P	P	P	P	P	P	P	P	P	P	P	P	P	P
Watson, Dekoda	16	0	0	0	0	P	P	P	P	P	P	P	P	P	P	P	P	P	P	P	P
Weber, Adam	0	0	0	0	0	PS	PS	PS	PS	PS	PS	PS	PS	PS	PS	PS	PS	PS	PS	PS	PS
White, Markus	2	0	0	1	0	N	N	N	N	N	N	N	N	N	N	N	N	N	N	N	N
Williams, Mike	16	16	0	0	0	WR	WR	WR	WR	WR	WR	WR	WR	WR	WR	WR	WR	WR	WR	WR	WR
Wright, Eric	10	10	0	2	0	RCB	RCB	RCB	RCB	RCB	RCB	RCB	RCB	RCB	RCB	RCB	RCB	RCB	RCB	RCB	RCB
Wynn, Desmond	0	0	0	0	0	IR	IR	IR	IR	IR	IR	IR	IR	IR	IR	IR	IR	IR	IR	IR	IR
Zuttah, Jeremy	16	16	0	0	0	C	C	C	C	C	C	C	C	C	C	C	C	C	C	C	C

PERSONNEL LOG – 2012 SEASON

Jan. 2	Relieved Head Coach Raheem Morris of duties. Dismissed Offensive Coordinator Greg Olson , Special Teams Coordinator Dwayne Stukes , Linebackers Coach Joe Baker , Assistant Wide Receivers Coach Tim Berbenich , Assistant Offensive Line Coach Tim Holt , Assistant to the Head Coach Jay Kaiser , Assistant Strength and Conditioning Coach Chris Keenan , Defensive Backs Coach Jimmy Lake , Running Backs Coach Steve Logan , Offensive Line Coach Pat Morris , Defensive Line Coach Keith Millard , Assistant Linebackers Coach Tyrone Pettaway , Tight Ends Coach Alfredo Roberts , Head Strength and Conditioning Coach Kurtis Shultz , Assistant Special Teams Coach Byron Storer , Defensive Line Coach Grady Stretz , Quarterbacks Coach Alex Van Pelt and Wide Receivers Coach Eric Yarber . Signed LB Mike Balogun , TE Collin Franklin , WR Ed Gant , T Mike Ingersoll and QB Brett Ratliff .	March 14	Signed G Carl Nicks and CB Eric Wright . Released C Jeff Faine .
Jan. 4	Signed LB Rennie Curran , G/T Chris Riley and K Jake Rogers .	March 15	Signed QB Dan Orlovsky .
Jan. 26	Named Greg Schiano as head coach.	March 19	Signed DL Michael Bennett to tender offer.
Feb. 10	Named Mike Sullivan as offensive coordinator.	March 22	Signed T Jamon Meredith and released DE Tim Crowder and DE Nick Reed .
Feb. 13	Named Butch Davis as special assistant to the head coach.	March 28	Re-signed CB Ronde Barber and T Demar Dotson .
Feb. 15	Named Jimmy Raye as senior offensive assistant. Released DT Albert Haynesworth .	April 4	Signed RB LeGarrette Blount and WR Preston Parker to tender offers and waived QB Rudy Carpenter .
Feb. 17	Named Bill Sheridan as defensive coordinator.	April 9	Signed DT Amobi Okoye .
Feb. 20	Signed TE Chase Coffman .	April 10	Released/Failed physical S Tanard Jackson .
Feb. 23	Named Ron Cooper as defensive backs coach, Bryan Cox as defensive front seven coach, Bob Fraser as linebackers coach, Jeff Haffley as assistant defensive backs coach, Tem Lukabu as defensive assistant and Randy Melvin as defensive line coach.	April 17	Claimed K Kai Forbath off of waivers from the Dallas Cowboys.
March 5	Re-signed C Jeremy Zuttah . Placed franchise tag on K Connor Barth .	April 19	Signed S Ron Girault and RB Robert Hughes .
March 6	Named Brian Angelichio as tight ends coach, Bob Bostad as offensive line coach, Earnest Byner as running backs coach, P.J. Fleck as wide receivers coach, Steve Loney as assistant offensive line coach, Ben McDaniels as offensive assistant and Ron Turner as quarterbacks coach.	April 30	Signed WR Luther Ambrose , LB Ryan Baker , QB Zach Collaros , C Chaz Hine , FB Cody Johnson , CB Leonard Johnson , DT Donte'e Nicholls , WR Tyler Shoemaker , T Bradley Sowell , S Tramain Thomas , TE Tyler Urban , G Michael VanDerMeulen , CB Quenton Washington , and T Desmond Wynn .
March 8	Named Jay Butler as head strength and conditioning coach, Phil Galiano as assistant special teams coach, Bob Ligashesky as special teams coordinator, Kevin MacConnell as director of football operations and Joe Vaughn as assistant strength and conditioning coach.	May 1	Signed T Trevor Olson and T Rocky Weaver .
March 13	Signed WR Vincent Jackson .	May 2	Signed DT Eric LeGrand , released DT John McCargo and waived WR Raymond Webber .
		May 4	Signed DT Gary Gibson .
		May 7	Signed TE Drake Dunsmore and RB Michael Smith . Signed DE Quintin Anderson , S Sean Baker , RB De'Anthony Curtis , P Eric Guthrie , T Jermarcus Hardrick , QB Jordan Jefferson , LB Antonio Leak , DT Jordan Nix , TE Danny Noble , C Moe Petrus , CB Derrick Roberson , DE Hilee Taylor and DT Myles Wade . Waived WR Luther Ambrose , LB Ryan Baker , LB Mike Balogun , QB Zach Collaros , S Ron Girault , C Chaz Hine , DT Donte'e Nicholls , T Trevor Olson , G/T Chris Riley , K Jake Rogers , CB Quenton Washington and T Rocky Weaver .
		May 10	Signed WR Tiquan Underwood and waived QB Jordan Jefferson .
		May 14	Signed LB Najee Goode and DB Keith Tandy .
		May 17	Signed franchise player K Connor Barth . Signed WR Armahd Lewis and WR Wallace Wright and waived T Mike Ingersoll and TE Tyler Urban .
		May 18	Signed LB Lavonte David .
		May 21	Signed TE Dallas Clark and traded TE Kellen Winslow to the Seattle Seahawks for a 2013 undisclosed draft pick. Waived/Left Squad WR Tyler Shoemaker .

May 22	Signed WR Greg Ellingson .	August 31	Released DT Frank Okam and DT Amobi Okoye (injury settlement) and placed G Desmond Wynn on Injured Reserve. Waived S Larry Asante , S Sean Baker , WR Landon Cox , LB Rennie Curran , LB Jacob Cutrera , TE Drake Dunsmore , K Kai Forbath , T Jermarcus Hardrick , FB Robert Hughes , FB Cody Johnson , RB Mossis Madu , DT Jordan Nix , C Moe Petrus , TE Zack Pinalto , QB Brett Ratliff , CB James Rogers , WR Jordan Shipley , WR Tiquan Underwood , DT Teryl White , DL E.J. Wilson .
May 30	Named Eric Stokes as Director of College Scouting.		
May 31	Promoted Brian Hudspeth from college scout to national scout, Tony Hardie from combine scout to college scout and Rob McCartney from pro personnel assistant to pro scout.		
June 4	Signed RB Doug Martin . Signed DL Wallace Gilberry and DE Jayme Mitchell . Released DE Hilee Taylor and DT Myles Wade .		
June 22	Signed T Mike Ingersoll and waived LB Antonio Leak .	Sept. 1	Claimed DT Corvey Irvin off of waivers from the Jacksonville Jaguars, G Julian Vandervelde off of waivers from the Philadelphia Eagles C/G Cody Wallace off of waivers from the Houston Texans and RB D.J. Ware off of waivers from the New York Giants. Released DL Wallace Gilberry and CB Brandon McDonald and waived G Bradley Sowell . Signed G Brian Folkerts and WR Bert Reed to the practice squad.
July 20	Signed S Mark Barron .		
July 23	Placed DE Da'Quan Bowers , LB Adam Hayward , DT Amobi Okoye on the Active/Physically Unable to Perform list.	Sept. 3	Re-signed DL Wallace Gilberry and waived G Julian Vandervelde . Signed LB Jacob Cutrera , TE Drake Dunsmore , WR Dale Moss , LB J.K. Schaffer , T Bradley Sowell , QB Adam Weber and DE Markus White to the practice squad. Released G Brian Folkerts from the practice squad.
July 25	Placed DE Daniel Te'o-Nesheim on the Active/Physically Unable to Perform list.		
July 26	Placed DT Eric LeGrand on the Reserve/Retired list, T Donald Penn on the Active/Non-Football Injury list and CB Derrick Roberson on the Active/Physically Unable to Perform list. Traded DT Brian Price to the Chicago Bears for a 2013 undisclosed draft pick. Signed LB Thomas Williams and waived WR Dezmon Briscoe and DB Devin Holland . Removed LB Adam Hayward , DT Amobi Okoye and DE Daniel Te'o-Nesheim from Active/Physically Unable to Perform list after passing their physicals.	Sept. 5	Re-signed CB Brandon McDonald and waived G/T Derek Hardman . Signed G Julian Vandervelde to the practice squad. Released WR Bert Reed from the practice squad.
July 27	Signed WR Landon Cox and CB Marquese Wheaton and claimed CB Desmond Marrow off waivers from the Houston Texans.	Sept. 11	T Bradley Sowell signed by the Indianapolis Colts from the practice squad. Signed T Mike Remmers to the practice squad.
July 29	Placed LB Thomas Williams on Left Squad list and signed LB Nick Triplett .	Sept. 14	Re-signed G/T Derek Hardman and released DL Wallace Gilberry .
August 2	Placed LB Nick Triplett on Left Squad list and signed LB Brian Smith .	Sept. 17	Waived G/T Derek Hardman and released LB J.K. Schaffer from the practice squad.
August 6	Signed LS Andrew DePaola and waived TE Chase Coffman .	Sept. 18	Re-signed WR Jordan Shipley and signed G Roger Allen and DE D.J. Bryant to the practice squad. DE Markus White signed by the Washington Redskins from the practice squad.
August 7	Placed DE Jayme Mitchell on Left Squad list.	Sept. 20	Re-signed WR Tiquan Underwood and waived WR Preston Parker .
August 8	Signed CB James Rogers and DT Teryl White and waived CB Derrick Roberson .	Sept. 21	Placed WR Sammie Stroughter on Injured Reserve and signed WR Chris Owusu from the San Diego Chargers practice squad.
August 9	Released DE Jayme Mitchell .	Sept. 24	Placed DE Adrian Clayborn on Injured Reserve.
August 20	Claimed WR Jordan Shipley off of waivers from the Cincinnati Bengals and signed CB Brandon McDonald . Waived CB Desmond Marrow and WR Wallace Wright .	Sept. 25	Signed PR/WR Roscoe Parrish and waived WR Jordan Shipley .
August 23	Waived DE Quintin Anderson , CB Armahd Lewis and T Mike VanDerMeulen .	Sept. 26	Signed DE Jeff Charleston .
August 27	Placed G Davin Joseph on Injured Reserve and DE Da'Quan Bowers on the Reserve/Physically Unable to Perform list. Waived RB De'Anthony Curtis , LS Andrew DePaola , WR Greg Ellingson , TE Collin Franklin , WR Ed Gant , P Eric Guthrie , T Mike Ingersoll , LB Brian Smith , S Tramain Thomas and CB Marquese Wheaton .	Sept. 27	Signed DE Kendrick Adams to the practice squad and released G Julian Vandervelde from the practice squad.
		Oct. 2	Signed TE Nate Byham and released DE Jeff Charleston . Released DE D.J. Bryant from the practice squad.

Oct. 9	Placed CB Anthony Gaitor on Injured Reserve/Designated For Return and Promoted LB Jacob Cutrera to the active roster from the practice squad. Signed CB LeQuan Lewis and DE Aaron Morgan to the practice squad.	Nov. 22	Placed WR Arrelious Benn on Injured Reserve list. Signed WR David Douglas from the New York Giants practice squad.
Oct. 11	Signed DE Markus White to the practice squad and released DE Kendrick Adams from the practice squad.	Nov. 26	Placed CB Eric Wright on the Reserve/Suspended list.
Oct. 13	Placed CB Aqib Talib on the Reserve/Suspended list and promoted DE Markus White to the active roster from the practice squad.	Nov. 27	Placed S Cody Grimm and T Jeremy Trueblood on Injured Reserve List; awarded WR David Gilreath from Pittsburgh Steelers. Signed S Sean Baker to the practice squad. Released G Chris Scott from the practice squad.
Oct. 17	Signed WR Tori Gurley to the practice squad.	Nov. 28	Signed G/T Derek Hardman . Signed LB Joe Holland to the practice squad. Released WR Diondre Borel from the practice squad.
Oct. 19	Waived DE Markus White .	Dec. 7	Activated CB Anthony Gaitor from the Injured Reserve/Designated For Return List.
Oct. 20	Promoted CB LeQuan Lewis to the active roster from the practice squad. Signed DE Markus White to the practice squad.	Dec. 8	Promoted DT Lazarus Levington to the active roster from the practice squad. Waived G/T Derek Hardman .
Oct. 25	Activated DE Da'Quan Bowers to the active roster from Reserve/Physically Unable to Perform list. Waived CB LeQuan Lewis .	Dec. 10	Placed CB Myron Lewis on Injured Reserve List; awarded G Hayworth Hicks from Kansas City Chiefs. Waived WR David Gilreath .
Oct. 27	Signed CB LeQuan Lewis to the practice squad and released WR Tori Gurley from the practice squad.	Dec. 11	Signed CB Brandon McDonald . Signed DB James Rogers to the practice squad. Waived LB Joe Holland from the practice squad.
Oct. 30	Placed G Carl Nicks and TE Danny Noble on Injured Reserve list and promoted G Roger Allen to the active roster from the practice squad.	Dec. 13	Signed G/T Derek Hardman . Waived G Hayworth Hicks .
Oct. 31	Awarded CB Danny Gorrer from Seattle Seahawks and signed G Chris Scott to the practice squad.	Dec. 14	Signed G Hayworth Hicks to the practice squad.
Nov. 1	Traded CB Aqib Talib and a 2013 seventh-round draft pick to the New England Patriots for a 2013 fourth-round draft pick. Promoted DE Aaron Morgan to the active roster from the practice squad and waived DE George Johnson .	Dec. 18	Placed TE Drake Dunsmore on the Injured Reserve List. Signed LB Joe Holland to the practice squad. Waived G Hayworth Hicks from the practice squad.
Nov. 6	Promoted CB LeQuan Lewis to the active roster from the practice squad. Signed TE LaMark Brown to the practice squad and released CB Brandon McDonald .	Dec. 19	Signed WR Jabin Sambrano to the practice squad.
Nov. 7	Signed DT Lazarus Levington to the practice squad.	Dec. 22	Placed DE Aaron Morgan on the Injured Reserve List. Promoted DE Markus White from the practice squad to the active roster.
Nov. 13	Placed LB Quincy Black on Injured Reserve list. Signed DE Ernest Owusu and WR Diondre Borel to the practice squad and released TE LaMark Brown and WR Dale Moss from the practice squad.	Dec. 26	Signed DB Nick Saenz to the practice squad.
Nov. 14	Promoted DE Markus White to the active roster from the practice squad. Signed LB Joe Holland to the practice squad.	Dec. 29	Activated CB Eric Wright to the active roster from the Reserve/Suspended list. Waived CB LeQuan Lewis .
Nov. 17	Signed DT Matthew Masifilo from the San Francisco 49ers practice squad. Waived DE Markus White .		
Nov. 20	Signed DE Markus White to the practice squad. Waived LB Joe Holland .		

2012 TEAM GAME-BY-GAME OFFENSIVE STATISTICS

OFFENSE	CAR 9/9	@NYG 9/16	@DAL 9/23	WAS 9/30	KC 10/14	NO 10/21	@MIN 10/25	@OAK 11/4	SD 11/11	@CAR 11/18	ATL 11/25	@DEN 12/2	PHI 12/9	@NO 12/16	STL 12/23	@ATL 12/30
FIRST DOWNS	18	14	12	16	19	26	23	23	12	25	16	18	18	20	23	18
BY RUSHING	8	4	4	5	6	5	8	10	2	9	4	3	7	4	4	6
BY PASSING	8	10	5	11	11	18	14	10	10	12	12	12	10	16	17	12
BY PENALTY	2	0	3	0	2	3	1	3	0	4	0	3	1	0	2	0
3RD DOWN CONVERSIONS	5	2	3	3	4	4	8	5	3	7	4	3	6	4	8	7
3RD DOWN ATTEMPTS	14	10	15	12	9	12	17	12	9	18	10	12	16	13	17	16
4TH DOWN CONVERSIONS	0	0	2	0	0	2	0	0	1	1	0	0	0	1	0	0
4TH DOWN ATTEMPTS	0	0	2	0	0	3	0	1	1	2	0	1	0	3	4	0
TOTAL NET YARDS	258	307	166	373	463	513	416	515	279	403	326	306	314	386	429	366
TOTAL OFFENSIVE PLAYS	62	52	55	58	51	68	78	63	43	77	54	61	68	72	81	65
AVG. GAIN PER PLAY	4.2	5.9	3.0	6.4	9.1	7.5	5.3	8.2	6.5	5.2	6.0	5.0	4.6	5.4	5.3	5.6
NET YARDS RUSHING	130	79	75	80	145	102	159	278	74	167	50	71	136	67	80	144
TOTAL RUSHING PLAYS	36	22	25	18	24	24	41	32	22	30	21	21	32	16	22	30
AVG. GAIN PER RUSH	3.6	3.6	3.0	4.4	6.0	4.3	3.9	8.7	3.4	5.6	2.4	3.4	4.3	4.2	3.6	4.8
NET YARDS PASSING	128	228	91	293	318	411	257	237	205	236	276	235	178	319	349	222
SACKED	2	2	2	1	1	2	1	1	1	1	2	1	2	2	5	0
YARDS LOST ON SACKS	10	15	19	6	10	9	5	10	5	12	8	7	11	11	23	0
GROSS YARDS PASSING	138	243	110	299	328	420	262	247	210	248	284	242	189	330	372	222
PASS COMPLETIONS	16	15	10	24	15	24	19	18	14	25	20	18	14	30	30	19
PASS ATTEMPTS	24	28	28	39	26	42	36	30	20	46	31	39	34	54	54	35

SIDELINES		RECORDS		HISTORY		2012 REVIEW					PLAYERS				OWNERSHIP	
OFFENSE		CAR 9/9	@NYG 9/16	@DAL 9/23	WAS 9/30	KC 10/14	NO 10/21	@MIN 10/25	@OAK 11/4	SD 11/11	@CAR 11/18	ATL 11/25	PHI 12/9	@NO 12/16	STL 12/23	@ATL 12/30
PERCENTAGE		66.7	53.6	35.7	61.5	57.7	57.1	52.8	60.0	70.0	54.3	64.5	46.2	41.2	55.6	54.3
INTERCEPTIONS		0	2	1	1	1	0	0	0	0	2	0	1	0	4	1
FUMBLES		0	1	3	0	2	0	1	2	0	1	0	1	1	2	0
FUMBLES LOST		0	0	1	0	1	0	0	1	0	1	0	0	1	1	0
TURNOVERS		0	2	2	1	2	0	0	1	0	3	0	1	0	5	1
PENALTIES		4	5	10	10	6	7	4	14	1	6	5	11	8	7	2
PENALTY YARDS		35	33	69	107	33	55	49	116	5	50	24	80	60	84	15
PUNTS		5	6	8	6	3	3	6	4	3	6	2	5	10	4	5
GROSS PUNTING AVG.		46.0	42.0	41.4	46.2	35.3	42.0	46.8	38.5	44.7	49.5	50.0	51.4	42.4	48.8	50.2
NET PUNTING AVG.		36.4	38.2	31.0	43.3	31.7	37.0	41.7	38.5	41.0	39.3	45.0	32.4	34.9	39.3	41.8
TD RUSHING		0	1	0	1	1	1	1	4	0	0	2	0	1	0	1
TD PASSING		1	2	1	1	3	3	3	2	2	3	0	2	2	0	1
TD RETURNS		0	1	0	0	1	0	0	0	2	0	0	0	0	0	0
2-PT. CONVERSIONS MADE		0	0	0	0	0	0	0	0	0	1	0	0	0	0	0
2-PT. CONVERSIONS ATT.		0	0	0	1	0	0	1	1	0	1	0	0	0	0	1
FIELD GOALS MADE		3	2	1	3	1	0	3	0	2	2	3	3	0	0	3
FIELD GOAL ATTEMPTS		3	2	1	3	2	1	3	2	2	2	4	3	0	0	3
SAFETIES		0	0	0	0	0	0	0	0	0	0	0	0	0	0	0
TOTAL POINTS		16	34	10	22	38	28	36	42	34	27	23	23	21	0	22
TIME OF POSSESSION		37:27	26:31	26:56	27:41	26:49	33:45	37:45	28:04	23:19	32:30	30:38	26:33	30:09	28:12	35:59
																32:05

2012 TEAM

GAME-BY-GAME OFFENSIVE STATISTICS

310 | 2012 REVIEW

2012 TEAM GAME-BY-GAME DEFENSIVE STATISTICS

DEFENSE	CAR 9/9	@NYG 9/16	@DAL 9/23	WAS 9/30	KC 10/14	NO 10/21	@MIN 10/25	@OAK 11/4	SD 11/11	@CAR 11/18	ATL 11/25	@DEN 12/2	PHI 12/9	@NO 12/16	STL 12/23	@ATL 12/30
FIRST DOWNS	16	31	14	27	15	23	16	25	23	18	20	25	23	24	14	15
BY RUSHING	1	6	2	9	5	5	4	2	6	7	6	6	4	7	3	2
BY PASSING	14	21	12	14	9	17	11	19	16	10	13	14	18	15	11	12
BY PENALTY	1	4	0	4	1	1	1	4	1	1	1	5	1	2	0	1
THIRD DOWN CONVERSIONS	2	5	5	2	6	9	5	5	10	9	8	4	7	4	4	3
THIRD DOWN ATTEMPTS	10	13	16	11	17	15	13	14	15	17	13	11	18	11	11	14
FOURTH DOWN CONVERSIONS	0	0	0	1	1	0	0	1	0	0	0	0	2	0	0	1
FOURTH DOWN ATTEMPTS	0	0	1	1	3	0	1	2	0	1	0	0	2	0	0	3
TOTAL NET YARDS	301	604	297	474	260	458	369	424	426	331	424	333	367	447	285	278
TOTAL OFFENSIVE PLAYS	49	76	66	67	68	63	59	75	65	65	57	67	73	65	54	62
AVG. GAIN PER PLAY	6.1	7.9	4.5	7.1	3.8	7.3	6.3	5.7	6.6	5.1	7.4	5.0	5.0	6.9	5.3	4.5
NET YARDS RUSHING	10	94	38	153	80	81	140	22	103	97	79	91	29	149	89	65
TOTAL RUSHING PLAYS	13	25	23	31	30	26	21	11	26	34	24	29	16	25	27	16
AVG. GAIN PER RUSH	0.8	3.8	1.7	4.9	2.7	3.1	6.7	2.0	4.0	2.9	3.3	3.1	1.8	6.0	3.3	4.1
NET YARDS PASSING	291	510	259	321	180	377	229	402	323	234	345	242	338	298	196	213
SACKED	3	0	4	1	0	0	3	2	2	2	1	0	6	1	0	2
YARDS LOST ON SACKS	12	0	24	2	0	0	22	16	14	18	8	0	43	9	0	25
GROSS YARDS PASSING	303	510	283	323	180	377	251	418	337	252	353	242	381	307	196	238
PASS COMPLETIONS	23	31	25	26	22	27	19	40	29	16	26	27	32	26	13	28
PASS ATTEMPTS	33	51	39	35	38	37	35	62	37	29	32	38	51	39	27	44

SIDELINES

RECORDS

HISTORY

2012 REVIEW

PLAYERS

OWNERSHIP

2012 TEAM

GAME-BY-GAME DEFENSIVE STATISTICS

DEFENSE	CAR 9/9	@NYG 9/16	@DAL 9/23	WAS 9/30	KC 10/14	NO 10/21	@MIN 10/25	@OAK 11/4	SD 11/11	@CAR 11/18	ATL 11/25	@DEN 12/2	PHI 12/9	@NO 12/16	STL 12/23	@ATL 12/30
PERCENTAGE	69.7	60.8	64.1	74.3	57.9	73.0	54.3	64.5	78.4	55.2	81.3	71.1	62.7	66.7	48.1	63.6
INTERCEPTIONS	2	3	1	0	2	1	1	3	2	0	1	1	0	0	1	0
FUMBLES	2	1	2	1	0	0	3	2	0	1	1	1	1	0	1	0
FUMBLES LOST	0	0	2	0	0	0	2	0	0	1	1	0	1	0	1	0
TURNOVERS	2	3	3	0	2	1	3	3	2	1	2	1	1	0	2	0
PENALTIES	6	7	13	8	7	7	5	9	1	11	2	8	2	6	9	2
PENALTY YARDS	65	53	105	73	55	55	32	80	5	91	15	75	13	55	64	15
PUNTS	6	2	4	6	6	4	6	5	3	6	1	5	7	5	7	7
GROSS PUNTING AVG.	33.2	39.5	43.3	46.7	46.0	51.3	37.8	54.5	37.3	45.7	45.0	44.8	49.0	53.6	47.9	43.6
NET PUNTING AVG.	33.2	31.5	40.8	40.7	42.5	47.5	37.7	43.0	29.0	39.8	45.0	41.8	40.0	41.8	46.9	35.7
TD RUSHING	0	1	1	2	0	1	1	0	0	1	2	0	1	1	1	1
TD PASSING	1	3	0	0	0	4	1	4	3	1	1	3	2	4	2	1
TD RETURNS	0	0	0	1	1	0	0	0	0	1	0	1	0	0	1	0
2-PT. CONVERSIONS MADE	0	1	0	0	0	0	0	1	0	0	0	0	0	0	0	0
2-PT. CONVERSIONS ATT.	0	1	0	0	0	0	0	1	0	0	0	0	1	0	0	0
FIELD GOALS MADE	1	4	3	1	1	0	1	1	0	0	1	1	1	2	0	1
FIELD GOAL ATTEMPTS	1	4	3	4	1	0	1	1	0	1	3	2	3	2	0	1
SAFETIES	0	0	0	0	0	0	0	0	0	0	0	0	0	0	0	0
TOTAL POINTS	10	41	16	24	10	35	17	32	24	21	24	31	23	41	28	17
TIME OF POSSESSION	22:33	33:29	33:04	32:19	33:11	26:15	22:15	31:56	36:41	31:50	29:22	33:27	29:51	31:18	24:01	27:55

312 | 2012 REVIEW

2012 Game-By-Game Rushing

	ARRELIUS BENN					LEGARRETTE BLOUNT					JOSH FREEMAN					ERIK LORIG					DOUG MARTIN					
	NO	YDS	AVG	LG	TDS	NO	YDS	AVG	LG	TDS	NO	YDS	AVG	LG	TDS	NO	YDS	AVG	LG	TDS	NO	YDS	AVG	LG	TDS	
9/9	CAROLINA	--	Inactive	--	0	3	8	2.7	4	0	7	13	1.9	12	0	0	0	0	0	0	0	24	95	4.0	15	0
9/16	@New York Giants	0	0.0	0	0	0	0	0.0	0	0	0	0	0.0	0	0	0	0	0	0	0	0	20	66	3.3	12	1
9/23	@baltas	0	0.0	0	0	4	19	4.8	11	0	1	1	1.0	1	0	0	0	0	0	0	0	19	53	2.8	17	0
9/30	WASHINGTON	1	5	5.0	5	0	6	17	2.8	6	1	2	8	4.0	1	0	0	0	0	0	0	8	33	4.1	10	0
10/7	KANSAS CITY	1	0	2.0	2	0	7	58	8.3	35	1	3	5	1.7	7	0	0	0	0	0	0	13	76	5.8	23	0
10/21	NEW ORLEANS	1	2	2.0	2	0	5	-2	-0.4	1	0	1	13	13.0	13	0	0	0	0	0	0	16	85	5.3	36	1
10/25	@Minnesota	1	9	9.0	9	0	8	16	2.0	8	0	3	-1	-0.3	3	0	0	0	0	0	0	29	135	4.7	41	1
10/26	@Oakland	0	0	0.0	0	2	5	2.5	3	0	3	5	22	4.4	13	0	0	0	0	0	0	25	251	10.0	70	4
11/4	SAN DIEGO	0	--	Inactive	--	1	3	3.0	3	0	1	4	4.0	4	0	0	0	0	0	0	0	19	68	3.6	14	0
11/11	@Carolina	0	0	0.0	0	0	--	Did Not Play	--	0	5	27	5.4	13	0	0	0	0	0	0	0	24	138	5.8	27	0
11/18	ATLANTA	0	--	Injured Reserve	--	0	0	0.0	0	0	0	0	0	0	0	0	0	0	0	0	0	21	50	2.4	10	2
11/25	@Denver	--	Injured Reserve	--	0	0	--	Did Not Play	--	0	2	7	3.5	5	0	0	0	0	0	0	0	18	56	3.1	9	0
12/2	PHILADELPHIA	--	Injured Reserve	--	0	1	2	2.0	2	0	2	13	6.5	13	0	0	0	0	0	0	0	28	128	4.6	14	1
12/9	@New Orleans	--	Injured Reserve	--	0	4	25	6.3	10	0	2	8	4.0	9	0	0	0	0	0	0	0	9	16	1.8	11	0
12/16	ST. LOUIS	--	Injured Reserve	--	0	0	0	0.0	0	0	4	18	4.5	12	0	0	0	0	0	0	0	18	62	3.4	8	0
12/23	@Atlanta	--	Injured Reserve	--	0	--	Did Not Play	--	0	0	1	1	1.0	1	0	0	0	0	0	0	0	28	142	5.1	40	1
12/30	Total	3	16	5.3	9	0	41	15.1	3.7	35	2	39	139	3.6	13	0	0	0	0	0	0	319	1454	4.6	70	11

	DAN ORLOVSKY	MICHAEL SMITH	D.J. WARE	OTHER	OTHER
	NO YDS AVG LG TDS	NO YDS AVG LG TDS	NO YDS AVG LG TDS	NO YDS AVG LG TDS	NO YDS AVG LG TDS
CAROLINA	-- Did Not Play --	0 0 0.0 0	2 14 7.0 8 0		
9/16 @New York Giants	-- Did Not Play --	-- Inactive --	1 6 6.0 6 0	Preston Parker	
9/23 @Baltas	-- Did Not Play --	-- Inactive --	1 2 2.0 2 0	7 7.0 7 0	
9/30 WASHINGTON	-- Did Not Play --	-- Inactive --	1 17 17.0 17 0		
10/14 KANSAS CITY	-- Did Not Play --	-- Inactive --	1 6 6.0 6 0		
10/21 NEW ORLEANS	-- Did Not Play --	-- Inactive --	1 4 4.0 4 0		
10/25 @Minnesota	-- Did Not Play --	-- Inactive --	0 0 0.0 0 0		
11/4 @Oakland	-- Did Not Play --	-- Inactive --	0 0 0.0 0 0		
11/11 SAN DIEGO	-- Did Not Play --	-- Inactive --	1 -1 -1.0 -1 0		
11/18 @Carolina	-- Did Not Play --	-- Inactive --	1 2 2.0 2 0		
11/25 ATLANTA	-- Did Not Play --	-- Inactive --	0 0 0.0 0 0		
12/2 @Denver	-- Did Not Play --	-- Inactive --	1 8 8.0 8 0		
12/9 PHILADELPHIA	-- Did Not Play --	-- Inactive --	1 -7 -7.0 -7 0	Keith Tandy	
12/16 @New Orleans	0 0 0.0 0 0	-- Inactive --	0 0 0.0 0 0	1 18 18.0 18 0	
12/23 ST LOUIS	-- Did Not Play --	-- Inactive --	0 0 0.0 0 0		
@Atlanta	-- Did Not Play --	-- Inactive --	0 0 0.0 0 0		
Totals	0 0 0.0 0 0	0 0 0.0 0 0	11 51 4.6 17 0		Tiquan Underwood 1 18 18.0 18 0

SIDELINES

RECORDS

HISTORY

2012 REVIEW

PLAYERS

OWNERSHIP

2012 INDIVIDUAL GAME-BY-GAME STATISTICS

2012 Game-By-Game Passing

	JOSH FREEMAN										DAN ORLOVSKY										OTHER											
	ATT	CMP	YDS	PCT	TDS	INTS	SKD	YDS	ATT	CMP	YDS	PCT	TDS	INTS	SKD	YDS	ATT	CMP	YDS	PCT	TDS	INTS	SKD	YDS	ATT	CMP	YDS	PCT	TDS	INTS	SKD	YDS
9/9	24	16	138	66.7	1	0	2	10	--	Did Not Play	--	Did Not Play	--	Did Not Play	--	Did Not Play	--	Did Not Play	--	Did Not Play	--	Did Not Play	--	Did Not Play	--	Did Not Play	--	Did Not Play	--	Did Not Play	--	Did Not Play
9/16	28	15	243	53.6	2	2	2	15	--	Did Not Play	--	Did Not Play	--	Did Not Play	--	Did Not Play	--	Did Not Play	--	Did Not Play	--	Did Not Play	--	Did Not Play	--	Did Not Play	--	Did Not Play	--	Did Not Play	--	Did Not Play
9/23	28	10	110	35.7	1	1	2	19	--	Did Not Play	--	Did Not Play	--	Did Not Play	--	Did Not Play	--	Did Not Play	--	Did Not Play	--	Did Not Play	--	Did Not Play	--	Did Not Play	--	Did Not Play	--	Did Not Play	--	Did Not Play
9/30	39	24	299	61.5	1	1	1	16	--	Did Not Play	--	Did Not Play	--	Did Not Play	--	Did Not Play	--	Did Not Play	--	Did Not Play	--	Did Not Play	--	Did Not Play	--	Did Not Play	--	Did Not Play	--	Did Not Play	--	Did Not Play
10/14	26	15	328	57.7	3	1	1	10	--	Did Not Play	--	Did Not Play	--	Did Not Play	--	Did Not Play	--	Did Not Play	--	Did Not Play	--	Did Not Play	--	Did Not Play	--	Did Not Play	--	Did Not Play	--	Did Not Play	--	Did Not Play
10/21	42	24	420	57.1	3	0	2	9	--	Did Not Play	--	Did Not Play	--	Did Not Play	--	Did Not Play	--	Did Not Play	--	Did Not Play	--	Did Not Play	--	Did Not Play	--	Did Not Play	--	Did Not Play	--	Did Not Play	--	Did Not Play
10/25	36	19	262	52.8	3	0	1	5	--	Did Not Play	--	Did Not Play	--	Did Not Play	--	Did Not Play	--	Did Not Play	--	Did Not Play	--	Did Not Play	--	Did Not Play	--	Did Not Play	--	Did Not Play	--	Did Not Play	--	Did Not Play
11/1	30	18	247	60.0	2	0	1	10	--	Did Not Play	--	Did Not Play	--	Did Not Play	--	Did Not Play	--	Did Not Play	--	Did Not Play	--	Did Not Play	--	Did Not Play	--	Did Not Play	--	Did Not Play	--	Did Not Play	--	Did Not Play
11/14	20	14	210	70.0	2	0	1	5	--	Did Not Play	--	Did Not Play	--	Did Not Play	--	Did Not Play	--	Did Not Play	--	Did Not Play	--	Did Not Play	--	Did Not Play	--	Did Not Play	--	Did Not Play	--	Did Not Play	--	Did Not Play
11/18	46	25	248	54.3	3	2	1	12	--	Did Not Play	--	Did Not Play	--	Did Not Play	--	Did Not Play	--	Did Not Play	--	Did Not Play	--	Did Not Play	--	Did Not Play	--	Did Not Play	--	Did Not Play	--	Did Not Play	--	Did Not Play
11/25	30	19	256	63.3	0	2	2	8	--	Did Not Play	--	Did Not Play	--	Did Not Play	--	Did Not Play	--	Did Not Play	--	Did Not Play	--	Did Not Play	--	Did Not Play	--	Did Not Play	--	Did Not Play	--	Did Not Play	--	Did Not Play
12/2	39	18	242	46.2	2	1	1	7	--	Did Not Play	--	Did Not Play	--	Did Not Play	--	Did Not Play	--	Did Not Play	--	Did Not Play	--	Did Not Play	--	Did Not Play	--	Did Not Play	--	Did Not Play	--	Did Not Play	--	Did Not Play
12/9	34	14	189	41.2	2	0	2	11	7	4	51	57.1	0	0	0	0	0	0	0	0	0	0	0	0	0	0	0	0	0	0	0	0
12/16	47	26	279	55.3	0	4	2	11	--	Did Not Play	--	Did Not Play	--	Did Not Play	--	Did Not Play	--	Did Not Play	--	Did Not Play	--	Did Not Play	--	Did Not Play	--	Did Not Play	--	Did Not Play	--	Did Not Play	--	Did Not Play
12/23	54	30	372	55.6	1	4	5	23	--	Did Not Play	--	Did Not Play	--	Did Not Play	--	Did Not Play	--	Did Not Play	--	Did Not Play	--	Did Not Play	--	Did Not Play	--	Did Not Play	--	Did Not Play	--	Did Not Play	--	Did Not Play
12/30	35	19	222	54.3	1	1	0	0	--	Did Not Play	--	Did Not Play	--	Did Not Play	--	Did Not Play	--	Did Not Play	--	Did Not Play	--	Did Not Play	--	Did Not Play	--	Did Not Play	--	Did Not Play	--	Did Not Play	--	Did Not Play
Totals	558	306	4065	54.8	27	17	26	161	7	4	51	57.1	0	0	0	0	0	0	0	0	0	0	0	0	0	0	0	0	0	0	0	0

2012 Game-By-Game Receiving

	ARRELIUS BENN					LEGARRETTE BLOUNT					NATE BYHAM					DALLAS CLARK					VINCENT JACKSON					
	NO	YDS	AVG	LG	TDS	NO	YDS	AVG	LG	TDS	NO	YDS	AVG	LG	TDS	NO	YDS	AVG	LG	TDS	NO	YDS	AVG	LG	TDS	
9/9	0	--	Inactive	--	0	1	2	2.0	2	0	0	0	0.0	0	0	0	0	0.0	0	0	0	0	0	0		
9/16	0	0	0.0	0	0	0	0	0.0	0	0	0	0	0.0	0	0	0	0	0.0	0	0	0	0	0	0		
9/23	1	8	8.0	8	0	0	0	0.0	0	0	0	0	0.0	0	0	0	0	0.0	0	0	0	0	0	0		
9/30	3	18	6.0	9	0	0	0	0.0	0	0	0	0	0.0	0	0	0	0	0.0	0	0	0	0	0	0		
10/14	0	0	0.0	0	0	0	0	0.0	0	0	0	0	0.0	0	0	0	0	0.0	0	0	0	0	0	0		
10/21	0	0	0.0	0	0	0	0	0.0	0	0	0	0	0.0	0	0	0	0	0.0	0	0	0	0	0	0		
10/25	0	0	0.0	0	0	0	0	0.0	0	0	0	0	0.0	0	0	0	0	0.0	0	0	0	0	0	0		
11/4	0	0	0.0	0	0	0	0	0.0	0	0	0	0	0.0	0	0	0	0	0.0	0	0	0	0	0	0		
11/14	0	--	Inactive	--	0	0	0	0.0	0	0	0	0	0.0	0	0	0	0	0.0	0	0	0	0	0	0		
11/17	0	0	0.0	0	0	0	0	0.0	0	0	0	0	0.0	0	0	0	0	0.0	0	0	0	0	0	0		
11/18	0	0	0.0	0	0	0	0	0.0	0	0	0	0	0.0	0	0	0	0	0.0	0	0	0	0	0	0		
11/25	0	--	Injured Reserve	--	0	0	0	0.0	0	0	0	0	0.0	0	0	0	0	0.0	0	0	0	0	0	0		
12/2	--	Injured Reserve	--	0	0	0	0	0.0	0	0	0	0	0.0	0	0	0	0	0.0	0	0	0	0	0	0		
12/9	--	Injured Reserve	--	0	0	0	0	0.0	0	0	0	0	0.0	0	0	0	0	0.0	0	0	0	0	0	0		
12/16	--	Injured Reserve	--	0	0	0	0	0.0	0	0	0	0	0.0	0	0	0	0	0.0	0	0	0	0	0	0		
12/23	--	Injured Reserve	--	0	0	0	0	0.0	0	0	0	0	0.0	0	0	0	0	0.0	0	0	0	0	0	0		
12/30	--	Injured Reserve	--	0	0	0	0	0.0	0	0	0	0	0.0	0	0	0	0	0.0	0	0	0	0	0	0		
Totals	4	26	6.5	9	0	1	2	2.0	2	0	3	18	6.0	10	1	47	435	9.3	33	33	4	72	1384	19.2	95	8

314 | 2012 REVIEW

2012 INDIVIDUAL GAME-BY-GAME STATISTICS

2012 Game-By-Game Receiving (cont.)

	ERIK LORIG					DOUG MARTIN					MICHAEL SMITH					LUKE STOCKER					SAMMIE STROUGHTER				
	NO	YDS	AVG	LG	TDS	NO	YDS	AVG	LG	TDS	NO	YDS	AVG	LG	TDS	NO	YDS	AVG	LG	TDS	NO	YDS	AVG	LG	TDS
9/9	4	21	5.3	15	0	4	23	5.8	11	0	0	0	0.0	0	0	0	0	0.0	0	0	0	0	0.0	0	0
9/16	1	8	8.0	8	0	0	0	0.0	0	0	0	0	0.0	0	0	0	0	0.0	0	0	1	14	14.0	14	0
9/23	0	0	0.0	0	0	0	0	0.0	0	0	0	0	0.0	0	0	0	0	0.0	0	0	0	0	0.0	0	0
9/30	0	0	0.0	0	0	2	9	4.5	6	0	0	0	0.0	0	0	1	1	1.0	1	1	0	0	0.0	0	0
10/14	1	16	16.0	16	0	2	55	27.5	12	0	0	0	0.0	0	0	1	5	5.0	5	0	0	0	0.0	0	0
10/21	1	6	6.0	6	0	3	37	12.3	18	0	0	0	0.0	0	0	1	33	33.0	33	0	0	0	0.0	0	0
10/25	1	1	1.0	1	1	3	79	26.3	64	1	0	0	0.0	0	0	1	2	2.0	2	0	0	0	0.0	0	0
11/4	1	11	11.0	11	0	4	51	12.8	8	0	0	0	0.0	0	0	1	11	11.0	11	0	0	0	0.0	0	0
11/11	0	0	0.0	0	0	3	51	17.0	42	0	0	0	0.0	0	0	1	2	2.0	2	0	0	0	0.0	0	0
11/18	0	0	0.0	0	0	4	23	5.8	10	0	0	0	0.0	0	0	1	5	5.0	5	0	0	0	0.0	0	0
11/25	0	0	0.0	0	0	2	13	6.5	8	0	0	0	0.0	0	0	1	5	5.0	5	0	0	0	0.0	0	0
12/2	0	0	0.0	0	0	3	42	14.0	26	0	0	0	0.0	0	0	2	19	9.5	11	0	0	0	0.0	0	0
12/9	0	0	0.0	0	0	3	4	1.3	6	0	0	0	0.0	0	0	0	23	7.7	15	0	0	0	0.0	0	0
12/16	0	0	0.0	0	0	3	19	6.3	8	0	0	0	0.0	0	0	3	23	7.7	15	0	0	0	0.0	0	0
12/23	2	8	4.0	7	0	7	57	8.1	17	0	0	0	0.0	0	0	2	16	8.0	10	0	0	0	0.0	0	0
12/30	1	12	12.0	12	0	4	18	4.5	12	0	0	0	0.0	0	0	3	50	16.7	27	0	0	0	0.0	0	0
Totals	12	83	6.9	16	1	49	472	9.6	64	1	0	0	0.0	0	0	16	165	10.3	33	1	1	14	14.0	14	0

	TIQUAN UNDERWOOD					D.J. WARE					MIKE WILLIAMS					OTHER				
	NO	YDS	AVG	LG	TDS	NO	YDS	AVG	LG	TDS	NO	YDS	AVG	LG	TDS	NO	YDS	AVG	LG	TDS
9/9	--	Not on Team	--	--	--	0	0	0.0	0	0	2	12	6.0	6	1	0	0	0.0	0	0
9/16	1	7	7.0	7	0	1	1	1.0	1	0	3	59	19.7	41	1	0	0	0.0	0	0
9/23	3	39	13.0	19	0	2	11	5.5	11	0	2	33	16.5	23	0	0	0	0.0	0	0
9/30	2	68	34.0	62	0	2	-2	-1.0	11	0	4	115	28.8	65	0	0	0	0.0	0	0
10/14	3	35	11.7	22	1	0	0	0.0	0	0	4	113	28.3	62	1	0	0	0.0	0	0
10/21	2	35	17.5	22	1	1	6	6.0	6	0	4	36	9.0	17	0	0	0	0.0	0	0
10/25	3	27	9.0	12	0	1	7	7.0	7	0	6	68	11.3	34	1	0	0	0.0	0	0
11/4	1	12	12.0	12	0	1	12	12.0	12	0	4	68	17.0	37	1	0	0	0.0	0	0
11/11	2	22	11.0	15	1	0	0	0.0	0	0	2	64	32.0	54	0	0	0	0.0	0	0
11/18	1	18	18.0	18	0	3	23	7.7	15	0	3	29	9.7	13	0	0	0	0.0	0	0
11/25	5	17	15.4	39	0	0	0	0.0	0	0	3	28	9.3	14	0	0	0	0.0	0	0
12/2	1	12	12.0	12	0	0	0	0.0	0	0	6	93	15.5	40	1	0	0	0.0	0	0
12/9	1	17	17.0	17	0	0	0	0.0	0	0	3	18	6.0	13	1	0	0	0.0	0	0
12/16	3	46	15.3	19	0	0	32	16.0	23	0	4	63	15.8	24	0	1	24	24.0	24	0
12/23	1	18	18.0	18	0	0	0	0.0	0	0	7	132	18.9	61	1	0	0	0.0	0	0
12/30	2	27	13.5	17	0	0	0	0.0	0	0	6	65	10.8	23	1	0	0	0.0	0	0
Totals	28	425	15.2	62	2	14	100	7.1	23	0	63	996	15.8	65	9	0	0	0.0	0	0

SIDELINES

RECORDS

HISTORY

2012 REVIEW

PLAYERS

OWNERSHIP

2012 Game-By-Game Defense

	RONDE BARBER								MARK BARRON								MICHAEL BENNETT								E.J. BIGGERS								AHMAD BLACK							
	Solo	Asst.	Tack.	Sack	INT	FF	FR	PD	Solo	Asst.	Tack.	Sack	INT	FF	FR	PD	Solo	Asst.	Tack.	Sack	INT	FF	FR	PD	Solo	Asst.	Tack.	Sack	INT	FF	FR	PD	Solo	Asst.	Tack.	Sack	INT	FF	FR	PD
9/9 CAROLINA	3	2	5	1.0	1	2	0	0	3	0	3	0.0	0	2	0	0	2	0	2	1.0	0	0	1	0	0	0	0	0	0	0	0	0	0	0	0	0.0	1	1	0	0
9/16 @N.Y. Giants	3	1	4	0.0	0	0	0	0	4	10	0.0	0	2	0	0	3	1	4	2.0	0	1	0	0	--	Inactive	--	--	--	--	--	--	0	0	1	0.0	0	0	0	0	
9/23 @Dallas	4	0	4	0.0	0	0	0	0	6	0	6	0.0	0	1	0	0	0	1	4	2.0	0	1	0	0	0	0	0	0	0	0	0	0	1	0	1	0.0	0	0	0	0
9/30 WASHINGTON	3	1	4	0.0	0	0	0	0	7	1	8	0.0	0	1	0	0	2	0	2	1.0	0	0	0	0	0	0	0	0	0	0	0	0	0	1	1	2	0.0	0	0	0
10/14 KANSAS CITY	6	1	7	0.0	1	2	0	0	6	2	8	0.0	1	1	0	0	2	0	2	0.0	0	0	0	0	0	0	0	0	0	0	0	0	0	0	0	0	0	0	0	0
10/21 NEW ORLEANS	4	2	6	0.0	1	1	0	0	6	1	7	0.0	0	0	0	0	1	0	1	0.0	0	0	0	0	0	0	0	0	0	0	0	0	0	0	0	0	0	0	0	0
10/25 @Minnesota	8	1	9	0.0	1	1	0	1	6	1	7	0.0	0	0	0	0	4	1	5	1.0	0	0	1	0	0	0	0	0	0	0	0	0	0	2	2	0.0	0	0	0	0
11/4 @Oakland	4	2	6	0.0	0	2	0	0	2	4	0.0	0	0	0	0	0	1	0	1	1.0	0	0	0	0	0	0	0	0	0	0	0	0	0	4	1	5	0.0	1	1	0
11/11 SAN DIEGO	4	1	5	0.0	0	1	0	0	6	0	6	0.0	0	0	0	0	3	0	3	0.0	0	0	0	0	0	0	0	0	0	0	0	0	0	2	1	3	0.0	0	0	0
11/18 @Carolina	2	2	4	0.0	0	1	0	0	3	0	3	0.0	0	0	0	0	1	0	1	1.0	0	0	0	0	0	0	0	0	0	0	0	0	0	3	1	4	0.0	0	0	0
11/25 ATLANTA	6	2	8	0.0	1	1	0	0	4	1	5	0.0	0	0	0	0	4	1	5	1.0	0	0	0	0	0	0	0	0	0	0	0	0	0	6	0	6	0.0	0	1	0
12/2 @Denver	4	2	6	0.0	0	0	0	0	3	1	4	0.0	0	0	0	0	2	1	3	0.0	0	0	0	0	0	0	0	0	0	0	0	0	0	6	0	6	0.0	0	0	0
12/6 PHILADELPHIA	9	0	9	0.0	0	0	0	0	2	1	3	0.0	0	0	0	0	4	0	4	2.0	0	0	0	0	0	0	0	0	0	0	0	0	0	6	0	6	0.0	0	1	0
12/13 @New Orleans	4	3	7	0.0	0	0	0	0	8	2	10	0.0	0	1	0	0	2	0	2	0.0	0	0	0	0	0	0	0	0	0	0	0	0	0	0	0	0	0	0	0	0
12/23 ST. LOUIS	2	1	3	0.0	0	1	0	0	7	1	8	0.0	0	0	0	0	1	2	3	0.0	0	0	0	0	0	0	0	0	0	0	0	0	0	1	0	1	0.0	0	0	0
12/30 @Atlanta	4	0	4	0.0	0	0	0	0	2	0	2	0.0	0	1	0	0	2	0	2	0.0	0	0	0	0	0	0	0	0	0	0	0	0	0	1	0	1	0.0	0	0	0
Totals	70	21	91	1.0	4	13	1	0	72	17	89	0.0	1	10	1	0	34	7	41	9.0	0	2	3	0	39	9	48	1.0	1	7	2	0	26	6	32	0.0	2	5	1	0

	QUINCY BLACK								DA'QUAN BOWERS								ADRIAN CLAYBORN								LAVONTE DAVID								MASON FOSTER							
	Solo	Asst.	Tack.	Sack	INT	FF	FR	PD	Solo	Asst.	Tack.	Sack	INT	FF	FR	PD	Solo	Asst.	Tack.	Sack	INT	FF	FR	PD	Solo	Asst.	Tack.	Sack	INT	FF	FR	PD	Solo	Asst.	Tack.	Sack	INT	FF	FR	PD
9/9 CAROLINA	0	1	1	0.0	0	0	0	0	0	0	0	0	0	0	0	0	0	1	1	0.0	0	0	0	0	0	4	2	6	0.0	0	0	0	6	0	6	0.0	0	0	0	0
9/16 @N.Y. Giants	1	0	1	0.0	0	0	0	0	--	Reserve/PUP	--	--	Reserve/PUP	--	--	--	0	0	0	0.0	0	0	0	0	7	1	8	0.0	0	0	0	0	12	1	13	0.0	1	0	0	0
9/23 @Dallas	0	3	3	1.0	0	1	0	0	--	Reserve/PUP	--	--	Reserve/PUP	--	--	--	1	0	1	0.0	0	0	0	5	0	5	0.0	0	0	0	0	6	1	7	0.0	0	0	0	0	
9/30 WASHINGTON	2	0	2	1.0	0	0	0	0	--	Reserve/PUP	--	--	Reserve/PUP	--	--	--	--	Injured Reserve	--	--	--	--	--	--	12	2	14	0.0	0	0	0	0	7	3	10	0.0	0	0	0	0
10/14 KANSAS CITY	1	2	3	0.0	0	0	0	0	--	Reserve/PUP	--	--	Reserve/PUP	--	--	--	--	Injured Reserve	--	--	--	--	--	--	5	3	8	0.0	0	0	0	0	5	2	7	0.0	0	0	0	0
10/21 NEW ORLEANS	1	1	2	0.0	0	0	0	0	--	Reserve/PUP	--	--	Reserve/PUP	--	--	--	--	Injured Reserve	--	--	--	--	--	--	6	2	8	0.0	0	1	0	0	4	1	5	0.0	0	0	0	1
10/25 @Minnesota	3	1	4	1.0	0	0	0	0	1	0	1	0.0	0	0	0	0	--	Injured Reserve	--	--	--	--	--	--	1	2	2	0.0	0	0	0	0	3	2	5	1.0	0	0	0	0
11/4 @Oakland	2	3	5	0.0	0	0	0	0	0	0	0	0	0	0	0	0	--	Injured Reserve	--	--	--	--	--	--	14	1	16	0.0	0	0	0	0	3	2	5	0.0	0	0	0	0
11/11 SAN DIEGO	4	2	6	0.0	0	0	0	0	0	0	0	0	0	0	0	0	--	Injured Reserve	--	--	--	--	--	--	13	1	14	0.0	0	0	0	0	2	3	5	1.0	0	0	0	0
11/18 @Carolina	2	1	3	1.0	0	0	0	0	0	0	0	0	0	0	0	0	--	Injured Reserve	--	--	--	--	--	--	7	3	9	0.0	0	0	0	0	4	2	6	0.0	0	0	0	0
11/25 ATLANTA	2	3	5	1.0	0	0	0	0	0	0	0	0	0	0	0	0	--	Injured Reserve	--	--	--	--	--	--	7	3	10	0.0	0	0	0	0	5	0	6	0.0	0	0	0	0
12/2 @Denver	1	2	4	0.5	0	0	0	0	0	0	0	0	0	0	0	0	--	Injured Reserve	--	--	--	--	--	--	7	2	9	1.0	0	0	0	0	2	1	3	0.0	0	0	0	0
12/9 PHILADELPHIA	1	3	4	1.0	0	1	0	0	0	0	0	0	0	0	0	0	--	Injured Reserve	--	--	--	--	--	--	7	2	9	1.0	0	0	0	0	0	5	1	3	0.0	0	0	0
12/16 @New Orleans	1	3	4	1.0	0	1	0	0	0	0	0	0	0	0	0	0	--	Injured Reserve	--	--	--	--	--	--	4	3	7	0.0	0	0	0	0	3	3	6	0.0	0	0	0	0
12/23 ST. LOUIS	3	2	5	1.0	0	1	0	0	1	0	1	1.0	0	0	0	0	--	Injured Reserve	--	--	--	--	--	--	9	0	9	0.0	0	1	0	0	4	0	4	0.0	0	0	0	0
12/30 @Atlanta	0	1	1	0.0	0	0	0	0	2	1	3	0.0	0	0	0	0	--	Injured Reserve	--	--	--	--	--	--	5	1	6	1.0	0	1	0	0	1	1	12	0.0	0	0	0	0
Totals	26	28	54	7.5	0	3	0	0	10	3	13	3.0	0	1	0	0	1	1	2	0.0	0	0	0	0	112	27	139	2.0	1	5	0	0	80	24	104	2.0	1	1	0	0

316 | 2012 REVIEW

2012 INDIVIDUAL GAME-BY-GAME STATISTICS

OWNERSHIP

PLAYERS

2012 REVIEW

HISTORY

RECORDS

SIDELINES

2012 Game-By-Game Defense (cont.)

	ANTHONY GAITOR							GARY GIBSON							DANNY GORRER							ADAM HAYWARD							LEONARD JOHNSON												
	Solo	Asst.	Tack.	Sack	INT	FF	FR	PD	Solo	Asst.	Tack.	Sack	INT	FF	FR	PD	Solo	Asst.	Tack.	Sack	INT	FF	FR	PD	Solo	Asst.	Tack.	Sack	INT	FF	FR	PD	Solo	Asst.	Tack.	Sack	INT	FF	FR	PD	
CAROLINA																																									
9/9																																									
9/16																																									
@N.Y. Giants																																									
9/23																																									
@Dallas																																									
WASHINGTON																																									
9/30																																									
KANSAS CITY																																									
10/14																																									
10/21																																									
NEW ORLEANS																																									
10/25																																									
@Minnesota																																									
11/4																																									
@Oakland																																									
11/11																																									
SAN DIEGO																																									
@Carolina																																									
11/18																																									
11/25																																									
ATLANTA																																									
12/2																																									
12/9																																									
@Denver																																									
12/22																																									
PHILADELPHIA																																									
12/16																																									
@New Orleans																																									
12/23																																									
ST. LOUIS																																									
12/23																																									
@Atlanta																																									
Totals	6	1	7	0	0	5	0	1	14	4	18	0	0	0	0	1	9	0	9	0	1	2	0	0	13	5	18	0	0	2	0	0	2	1	5	37	0	3	9	1	1

	GERALD MCCOY								BRANDON McDONALD								ROY MILLER								DANIEL TE'O-NESEIM								ERIC WRIGHT							
	Solo	Asst.	Tack.	Sack	INT	FF	FR	PD	Solo	Asst.	Tack.	Sack	INT	FF	FR	PD	Solo	Asst.	Tack.	Sack	INT	FF	FR	PD	Solo	Asst.	Tack.	Sack	INT	FF	FR	PD								
CAROLINA																																								
@N.Y. Giants	2	0	2	1.0	0	0	0	0	1	1	2	0.0	0	0	0	0	2	0	2	0.0	0	0	0	0	0	0	0	0	0	0	0	0	0							
@Dallas	2	0	2	0	0	1	0	0	3	4	7	0.0	1	2	0	0	0	0	0	0	0	0	0	0	0	0	0	0	0	0	0	0	0							
WASHINGTON	3	1	4	2.0	0	0	1	0	0	3	0	3.0	0	0	0	0	0	0	0	0	0	0	0	0	0	0	0	0	0	0	0	0	0							
KANSAS CITY	3	0	3	0	0	0	0	0	1	1	2	0.0	0	0	0	0	1	0	3	0.0	0	0	0	0	0	0	0	0	0	0	0	0	0							
NEW ORLEANS	1	0	1	0	0	0	0	0	0	1	1	0.0	0	1	0	0	1	0	2	4	0.0	0	0	0	0	0	0	0	0	0	0	0	0	0						
1021 NEW ORLEANS	1021	2	3	0	0	0	0	0	0	3	1	4	0.0	0	0	0	0	1	2	3	1.0	0	0	0	0	0	0	0	0	0	0	0	0	0						
1025 @Minesota	1025	1	0	1	0.0	0	0	0	0	0	0	0	0	0	0	0	0	1	2	3	1.0	0	0	0	0	0	0	0	0	0	0	0	0	0						
11/4 @Oakland	0	1	1	0	0	0	0	0	0	0	0	0	0	0	0	0	0	1	0	0	0	0	0	0	0	0	0	0	0	0	0	0	0							
11/11 SAN DIEGO	0	1	1	0	0	0	0	0	0	0	1	2	3	0.0	0	0	0	4	1	5	1.0	0	0	0	0	0	0	0	0	0	0	0	0	0						
11/18 @Carolina	2	0	2	0	0	0	0	0	1	2	0	3	0.0	0	0	0	0	3	4	7	0.0	0	0	0	0	0	0	0	0	0	0	0	0	0						
11/25 ATLANTA	0	0	0	0	0	0	0	0	0	0	2	0	0	0	0	0	0	4	0	0	0	0	0	0	0	0	0	0	0	0	0	0	0							
12/2 @Denver	4	0	4	0	0	0	0	0	0	0	0	1.0	0	0	0	0	0	1	2	0	0	0	0	0	0	0	0	0	0	0	0	0	0							
12/22 PHILADELPHIA	4	1	5	2.0	0	0	0	0	0	0	0	0	0	0	0	0	2	1	2	1.0	0	0	0	0	0	0	0	0	0	0	0	0	0	0						
@New Orleans	0	1	1	0	0	0	0	0	0	0	0	0	0	0	0	0	0	0	1	0	0	0	0	0	0	0	0	0	0	0	0	0	0							
12/23 ST. LOUIS	0	0	0	0	0	0	0	0	0	0	0	0	0	0	0	0	1	0	1	0	0	0	0	0	0	0	0	0	0	0	0	0	0							
@Atlanta	12/30	0	0	0	0	0	0	0	0	0	0	0	0	0	0	0	2	1	3	1.0	0	0	0	0	0	0	0	0	0	0	0	0	0	0						
Totals	23	7	30	5.0	0	2	1	1	13	7	20	0.0	1	2	0	1	0	24	16	40	4.0	0	0	0	0	34	5	39	0	1	8	0	1	0						

2012 FINAL TEAM RANKINGS

AMERICAN FOOTBALL CONFERENCE

	OFFENSE			DEFENSE	
Total	Rush	Pass	Total	Rush	Pass
Baltimore	5	5	7	10	8
Buffalo	7	2	13	16	5
Cincinnati	9	9	8	3	4
Cleveland	11	12	9	12	13
Denver	2	7	2	2	3
Houston	3	4	5	4	7
Indianapolis	4	11	3	16	11
Jacksonville	14	16	10	16	12
Kansas City	10	1	16	9	6
Miami	13	8	14	10	15
New England	*1	3	1	13	16
N.Y. Jets	15	6	15	5	2
Oakland	6	15	4	8	10
Pittsburgh	8	13	6	1*	1*
San Diego	16	14	12	6	9
Tennessee	12	10	11	15	14

NATIONAL FOOTBALL CONFERENCE

	OFFENSE			DEFENSE	
Total	Rush	Pass	Total	Rush	Pass
Arizona	16	16	14	6	2
Atlanta	5	14	4	12	11
Carolina	8	5	9	4	7
Chicago	15	6	15	3	4
Dallas	4	15	3	11	10
Detroit	2	12	2	7	8
Green Bay	9	11	5	5	6
Minnesota	13	2	16	10	12
New Orleans	1	13	*1	16	15
N.Y. Giants	10	8	7	15	14
Philadelphia	11	7	8	9	5
St. Louis	14	10	10	8	9
San Francisco	7	4	12	1	2
Seattle	12	3	13	2	3
Tampa Bay	6	9	6	14	*1
Washington	3	*1	11	13	14

NATIONAL FOOTBALL LEAGUE

	OFFENSE			DEFENSE	
Total	Rush	Pass	Total	Rush	Pass
Arizona	32	32	28	12	5
Atlanta	8	29	6	24	23
Baltimore	16	11	15	17	17
Buffalo	19	6	25	22	10
Carolina	12	9	16	10	13
Chicago	28	10	29	5	8
Cincinnati	22	18	17	6	7
Cleveland	25	24	19	23	25
Dallas	6	31	3	19	19
Denver	4	16	5	2	3
Detroit	3	23	2	13	16
Green Bay	13	20	9	11	17
Houston	7	8	11	7	7
Indianapolis	10	22	7	26	29
Jacksonville	29	30	21	30	30
Kansas City	24	5	32	20	27
Miami	27	17	26	21	13
Minnesota	20	2	31	16	11
New England	*1	7	4	25	9
New Orleans	2	25	*1	32	32
N.Y. Giants	14	14	12	31	25
N.Y. Jets	30	12	30	8	26
Oakland	18	28	8	18	18
Philadelphia	15	13	13	15	25
Pittsburgh	21	26	14	*1	2
St. Louis	23	19	18	14	15
San Diego	31	27	24	9	6
San Francisco	11	4	23	3	4
Seattle	17	3	27	4	10
Tampa Bay	9	15	10	29	*1
Tennessee	26	21	22	27	24
Washington	5	*1	20	28	5

T = Tied for position

* = League Leader

2012 NFL STANDINGS

AMERICAN FOOTBALL CONFERENCE

EAST DIVISION

Team	W	L	T	PCT	PF	PA
New England	12	4	0	0.750	557	331
Miami	7	9	0	0.438	288	317
New York Jets	6	10	0	0.375	281	375
Buffalo	6	10	0	0.375	344	435

NORTH DIVISION

Team	W	L	T	PCT	PF	PA
Baltimore	10	6	0	0.625	398	344
x - Cincinnati	10	6	0	0.625	391	320
Pittsburgh	8	8	0	0.500	336	314
Cleveland	5	11	0	0.313	302	368

SOUTH DIVISION

Team	W	L	T	PCT	PF	PA
Houston	12	4	0	0.750	416	331
x - Indianapolis	11	5	0	0.688	357	387
Tennessee	6	10	0	0.375	330	471
Jacksonville	2	14	0	0.125	255	444

WEST DIVISION

Team	W	L	T	PCT	PF	PA
Denver	13	3	0	0.813	481	289
San Diego	7	9	0	0.438	350	350
Oakland	4	12	0	0.250	290	443
Kansas City	2	14	0	0.125	211	425

NATIONAL FOOTBALL CONFERENCE

EAST DIVISION

Team	W	L	T	PCT	PF	PA
Washington	10	6	0	0.625	436	388
New York Giants	9	7	0	0.563	429	344
Dallas	8	8	0	0.500	376	400
Philadelphia	4	12	0	0.250	280	444

NORTH DIVISION

Team	W	L	T	PCT	PF	PA
Green Bay	11	5	0	0.688	433	336
x - Minnesota	10	6	0	0.625	379	348
Chicago	10	6	0	0.625	375	277
Detroit	4	12	0	0.250	372	437

SOUTH DIVISION

Team	W	L	T	PCT	PF	PA
Atlanta	13	3	0	0.813	419	299
Carolina	7	9	0	0.438	357	363
New Orleans	7	9	0	0.438	461	454
Tampa Bay	7	9	0	0.438	389	394

WEST DIVISION

Team	W	L	T	PCT	PF	PA
San Francisco	11	4	1	0.719	397	273
x - Seattle	11	5	0	0.688	412	245
St. Louis	7	8	1	0.469	299	348
Arizona	5	11	0	0.313	250	357

x- Wild Card qualifier for playoffs

2012 NFL PLAYOFFS AT A GLANCE

(Home team in CAPS)

AFC Wild Card Playoff Games

Saturday, January 5
HOUSTON 19, Cincinnati 13

Sunday, January 6
BALTIMORE 24, Indianapolis 9

NFC Wild Card Playoff Games

Saturday, January 5
GREEN BAY 24, Minnesota 10

Sunday, January 6
Seattle 24, WASHINGTON 14

AFC Divisional Playoff Games

Saturday, January 12
Baltimore 38, DENVER 35 (2OT)

Sunday, January 13
NEW ENGLAND 41, Houston 28

NFC Divisional Playoff Games

Saturday, January 12
SAN FRANCISCO 45, Green Bay 31

Sunday, January 13
ATLANTA 30, Seattle 28

AFC Championship Game

Sunday, January 20
Baltimore 28, NEW ENGLAND 13,

NFC Championship Game

Sunday, January 20
San Francisco 28, Atlanta 24

SUPER BOWL XLVI (Indianapolis, IN)

Sunday, February 3
Baltimore 34, San Francisco 31

AFC-NFC PRO BOWL (Honolulu, HI)

Sunday, January 27
NFC 62, AFC 35



HISTORY

HISTORY

HISTORICAL HIGHLIGHTS

PRE-1974

TAMPA STADIUM DEDICATED (11/4/67) – Tennessee defeats the University of Tampa, 38-0 in the first contest played in the facility. The 46,700-seat stadium costs \$4.1 million to build.

FIRST PRESEASON GAME (8/10/68) – Washington defeats Atlanta 16-14 before a crowd of 42,000 in first NFL action at new stadium.

EXPANSION COMMITTEE FORMED (11/68) – Suncoast Pro Football Committee is formed with the purpose of securing an NFL franchise for Tampa Bay. The group functions until 1972 when the Tampa Chamber of Commerce formally appoints the West Coast NFL Task Force headed by Tampa businessman J. Leonard Levy.

1974

TAMPA BAY AWARDED FRANCHISE (4/24) – Tampa Bay is awarded the league's 27th franchise. As part of the award, Tampa Stadium will be enlarged to 72,000 seats.

MCCLOSKEY SELECTED AS OWNER (10/30) – Philadelphia construction executive Tom McCloskey is awarded the new Tampa Bay franchise, but soon declines ownership.

CULVERHOUSE AWARDED OWNERSHIP (12/5) – Hugh F. Culverhouse, a Jacksonville attorney and real estate investor who had previously declined ownership of the Seattle franchise due to geographic reasons, is awarded the Tampa Bay franchise.

1975

TEAM NICKNAME ANNOUNCED (2/15) – After reviewing over 400 name possibilities, an advisory board announces the team's new nickname will be the Buccaneers.

BUCCANEERS UNVEIL LOGO AND COLORS (4/15) – The team unveils a logo designed by Tampa Tribune artist Lamar Sparkman consisting of Florida orange, white and red.

STADIUM LEASE APPROVED (4/21) – The Tampa Sports Authority unanimously approves a 30-year lease agreement with the Buccaneers for use of Tampa Stadium. Three days later, the Tampa City Council votes 6-1 to approve the lease and expansion to 72,000 seats.

STADIUM EXPANSION BEGINS (7/9) – Ground is broken for the expansion of Tampa Stadium, financed by the sale of \$13 million in bonds by the Tampa Sports Authority.

MCKAY NAMED COACH (10/31) – John McKay leaves the University of Southern California where he had coached four national championship teams, signing a five-year contract to coach the Buccaneers.

BUCS PLACED IN DIVISION (11/4) – Tampa Bay is placed in the AFC West with the understanding that it will switch to the NFC Central the following season.

BUCS WIN FIRST OVERALL SELECTION (12/27) – In a drawing held prior to the Pittsburgh vs. Baltimore playoff game, Bucs owner Hugh Culverhouse is awarded the first pick in the following year's NFL college draft while Seattle receives the initial pick in the veteran allocation draft.

1976

WARNER BUYS LARGE SHARE OF TEAM (2/15) – Cincinnati businessman Marvin L. Warner, president of Warner National Corp. and a longtime friend of Hugh Culverhouse, buys a large share of the team.

VETERAN ALLOCATION DRAFT (3/30) – The Buccaneers stock their roster by adding 39 players through the NFL's veteran allocation draft.

FIRST TRADE ANNOUNCED (4/2) – The Bucs make the first trade in franchise history, acquiring former Heisman Trophy winner QB Steve Spurrier from the San Francisco 49ers for two players and a second-round draft choice.

SELMON DRAFTED (4/8) – Tampa Bay takes Lee Roy Selmon with the first selection in the NFL college draft.

INAUGURAL SEASON BEGINS (7/31) – In the team's first-ever preseason action, the Bucs lose 26-3 at the hands of the Los Angeles Rams at the L.A. Coliseum. PK Paul Rajecki's 18-yard FG goes down as the first points in team history.

FIRST PRESEASON VICTORY (8/14) – The Buccaneers win their first preseason game, defeating the Atlanta Falcons 17-3 at the Jacksonville Gator Bowl.

REGULAR SEASON OPENER (9/12) – Tampa Bay loses its first regular season game 20-0 at Houston.

GREEN SCORES FIRST REGULAR SEASON POINTS (9/26) – In a 14-9 loss to the Buffalo Bills, K Dave Green connects on a 39-yard FG, posting the franchise's first regular season points.

1977

FIRST REGULAR SEASON VICTORY (12/11) – The Bucs tie an NFL record with three interceptions returned for TDs and end 26 games of frustration with their first regular season victory, a 33-14 win at New Orleans. Over 8,000 fans greet the team when it returns to One Buccaneer Place.

BACK-TO-BACK WINS (12/18) – Tampa Bay wins its second game in a row and first at home, beating the St. Louis Cardinals 17-7.

1978

TAMPA HOSTS PRO BOWL (1/23) – Tampa Stadium is the site of the 1978 Pro Bowl.

DUBOSE RUNS FOR 100 YARDS (10/15) – RB Jimmy DuBose becomes the first Buc to rush for 100 yards in a game (109 yards on 24 carries) as the Bucs lose on the road to the Giants 17-14.

BUCS REACH .500 (10/22) – Tampa Bay defeats Chicago 33-19 to up its record to 4-4, but injuries ultimately cripple the team during the second half of the season.

1979

CULVERHOUSE BUYS CONTROLLING INTEREST (1/3) – Hugh Culverhouse purchases Marvin Warner's minority interest, thereby gaining control of the team.

PEAR BECOMES FIRST PRO BOWL BUC (1/29) – DT Dave Pear becomes the first Buccaneer to play and start in the Pro Bowl.

BUCS JUMP OUT TO HOTTEST START OF SEASON (9/30) – The Buccaneers lay claim to the best record in the league by beating the Bears 17-13 at Chicago and running their record to 5-0, the best start in team history and a franchise record for consecutive victories that may not be matched until 1997.

BELL REACHES 1,000-YARD MARK (11/25) – RB Ricky Bell becomes the first rusher in team history to reach 1,000 yards after compiling 101 yards on the ground in a 23-22 loss to the Minnesota Vikings. Bell eventually finishes the season with 1,263 rushing yards.

BUCS CLINCH FIRST-EVER NFC CENTRAL TITLE (12/16) – The Bucs defeat the Kansas City Chiefs 3-0 in a torrential downpour in Tampa to win the NFC Central Division and earn the first-ever playoff berth in team history. Neil O'Donoghue drills a 19-yard field goal for the game's only points as RB Ricky Bell gains 137 yards on the ground.

SELMON NAMED NFL DEFENSIVE PLAYER OF THE YEAR (12/20) – DE Lee Roy Selmon becomes first player in team history to be named NFL Defensive Player of the Year. Selmon recorded 117 tackles, two fumble recoveries, three forced fumbles and 11 sacks during the 1979 regular season.

TAMPA BAY WINS FIRST PLAYOFF GAME (12/29) – Led by RB Ricky Bell's 142-yard, two-touchdown performance, the Bucs defeat the Philadelphia Eagles 24-17 in their first-ever playoff appearance.

1980

BUCS FINISH ONE GAME SHORT OF THE SUPER BOWL (1/6) – The team's first playoff season comes to an end as the Bucs lose 9-0 to the Los Angeles Rams in the NFC Championship Game played in Tampa Stadium.

MCKAY GIVEN CONTRACT EXTENSION (1/7) – Head Coach John McKay is given a five-year contract extension. It is also announced that he will become the team's president upon his retirement from coaching.

SELMON BECOMES SECOND PRO BOWLER (1/29) – DE Lee Roy Selmon becomes the team's second player to see Pro Bowl action.

TAMPA BAY MAKES PRIME TIME DEBUT (9/11) – The Buccaneers avenge the previous January's NFC Championship Game defeat (9-0) with a 10-9 victory over the Los Angeles Rams in Tampa Bay's first-ever appearance on ABC's prime time football series (Thursday night game).

BUCS RUN WILD IN WIN OVER GIANTS (11/2) – Tampa Bay running backs account for a team record 244 rushing yards (later surpassed) en route to a 30-13 victory over the N.Y. Giants.

1981

TAMPA BAY DEFEATS ATLANTA, MOVES INTO FIRST PLACE (12/6) – The Buccaneers, led by QB Doug Williams' season-best 336 passing yards, pull out a 24-23 victory over the Atlanta Falcons. The win is Tampa Bay's third in a row and places the team in sole possession of first place in the NFC Central.

BUCS CLINCH SECOND NFC TITLE IN THREE YEARS (12/20) – Tampa Bay wins an exciting showdown in Detroit, besting the Lions 20-17 and securing the NFC Central Division title. WR Kevin House reels in an 84-yard touchdown strike from QB Doug Williams and DT David Logan returns a fumble recovery 21 yards for another Buc score.

1982

BUCS ELIMINATED FROM PLAYOFFS (1/2) – Dallas Cowboys defeat the Bucs 38-0 at Texas Stadium.

PLAYERS STRIKE ANNOUNCED (9/20) – The NFL Players Association announces the beginning of the union's strike.

LABOR PEACE REACHED (11/16) – After a 57-day strike, the NFL Management Council and the NFL Players Association announce a settlement.

TAMPA BAY WINS FIRST MONDAY NIGHT GAME AT HOME (11/29) – After starting off 0-3, Tampa Bay defeats the cross-state rival Miami Dolphins 23-17, marking the first Monday Night victory at Tampa Stadium.

1983

BUCS REACH PLAYOFFS FOR THIRD TIME IN FOUR YEARS (1/2) – QB Doug Williams leads a fierce rally from a 17-point halftime deficit as K Bill Capece's 33-yard field goal in overtime secures the Buccaneer victory. The team wins five of its last six games, securing each victory in the final minute.

DALLAS ENDS TAMPA BAY'S PLAYOFF HOPES (1/9) – The Dallas Cowboys defeat Tampa Bay 30-17 in the first round of playoffs.

WILDER SETS SINGLE-GAME RECORDS (11/6) – RB James Wilder sets team marks for combined yards (239) and rushing yards (219) in a game, helping the Bucs break into the win column for the first time.

1984

TAMPA HOSTS SUPER BOWL XVIII (1/22) – The Los Angeles Raiders defeat the Washington Redskins 38-9 in front of a crowd of 72,920 as Tampa hosts its first Super Bowl.

WILDER RUNS FOR 172 YARDS IN WIN OVER PACKERS (9/30) – RB James Wilder carries the ball a record 43 times for 172 yards in leading Tampa Bay to a 30-27 overtime victory over the Green Bay Packers. Wilder eventually goes on to record the best rushing season in Bucs history, compiling 1,544 yards and 13 touchdowns on an NFL record 407 carries.

MCKAY ANNOUNCES RESIGNATION (11/5) – Head Coach John McKay announces his resignation, effective at the end of the season. The announcement comes one day after a 27-24 loss at Minnesota with the Bucs owning a 4-6 record.

MCKAY'S FINAL GAME (12/16) – Tampa Bay defeats the N.Y. Jets 41-21 in John McKay's final game as a head coach. He finishes an overall 171-128-9, including a 44-88-1 mark as the Bucs' head coach.

1985

BENNETT NAMED HEAD COACH (1/23) – Hugh Culverhouse names former Atlanta Falcons head coach Leeman Bennett as John McKay's replacement.

SELMON PLAYS IN FINAL PRO BOWL (1/27) – DE Lee Roy Selmon plays in his sixth and final Pro Bowl. A herniated disk, which eventually required surgery, is discovered in his back at the game. The injury later forces Selmon to retire after missing the entire 1985 season.

BUCS RECORD FIRST SHUTOUT SINCE '79 (11/10) – Tampa Bay defeats the St. Louis Cardinals 16-0, marking the team's first shutout since 1979 (vs. Kansas City), and snapping a nine-game losing streak.

1986

SELMON'S JERSEY RETIRED (9/7) – In halftime ceremonies at the season-opener versus San Francisco, six-time Pro Bowler DE Lee Roy Selmon's jersey is retired. Selmon's number 63 becomes the first and only jersey in team history to be retired.

BENNETT FIRED (12/29) – Leeman Bennett is relieved of his position after compiling a 4-28 record as the Bucs' head coach.

PERKINS NAMED HEAD COACH (12/31) – Former Alabama Head Coach Ray Perkins is hired as the Bucs' Head Coach and Vice-President/Football Operations.

1987

TAMPA BAY AWARDED SUPER BOWL XXV (5/20) – Tampa is awarded the Silver Anniversary Super Bowl to be played on January 27, 1991.

BUCS OPEN SEASON WITH ROUT OF ATLANTA (9/13) – QB Steve DeBerg establishes a franchise record with five touchdown passes and the Bucs set marks for most points (48) and largest margin of victory (38) in a 48-10 besting of Atlanta.

STRIKE INTERRUPTS SEASON (10/1) – The NFL Players Association calls for its second work stoppage in six seasons. After a 24-day strike in which replacement players were used in three games, the NFL and Players Union come to an agreement.

1988

TESTAVERDE PASSES FOR 469 YARDS (10/16) – QB Vinny Testaverde passes for the second-highest single-game yardage in franchise history (469) at Indianapolis.

BUCS DEFEAT EVENTUAL AFC CHAMPION BUFFALO (12/4) – Tampa Bay's win over the eventual AFC Champion Buffalo Bills is the first 10-5 score in NFL history.

1989

TAMPA BAY DEFEATS CHICAGO FOR FIRST TIME IN 13 TRIES (10/8) – The Bucs score 28 first half points (second most in team history) to end 12 games of frustration against the Bears before the largest crowd ever at a Bucs game (72,077).

BUCS COMPLETE SEASON SWEEP OF BEARS (11/19) – K Donald Igwebuike's last-second 28-yard field goal completes the first-ever season sweep of Chicago. The win marks the Bucs' first at Soldier Field in 10 years (9/30/79).

WR MARK CARRIER FINISHES PRO BOWL SEASON (12/24) – With six catches for 101 yards versus Pittsburgh, WR Mark Carrier caps off a Pro Bowl season in which he set club records of 86 receptions and 1,422 receiving yards.

1990

TAMPA BAY JUMPS OUT TO BEST START SINCE '79 (9/30) – After beating the Minnesota Vikings 23-20 in overtime, the Bucs run their record to 3-1.

PERKINS FIRED (12/3) – Head Coach Ray Perkins is relieved of his position after Tampa Bay drops to 5-8. Assistant Head Coach/Receivers Richard Williamson is named interim head coach.

1991

GIANTS WIN SUPER BOWL XXV (1/23) – The N.Y. Giants win Super Bowl XXV in thrilling fashion, beating the Buffalo Bills 21-19 at Tampa Stadium.

WILLIAMSON NAMED HEAD COACH (2/4) – Gay Culverhouse is announced as the team's new president, Phil Krueger is named general manager and Richard Williamson becomes the full-time head coach.

COBB SETS TEAM RECORD FOR RUSHING TDS IN A GAME (11/20) – RB Reggie Cobb establishes a team mark with three rushing scores in a 30-21 Buccaneer triumph over the Detroit Lions.

SELMON, BELL AND MCKAY HONORED (12/8) – DE Lee Roy Selmon, RB Ricky Bell and Head Coach John McKay are inducted into the team's Krewe of Honor.

WILLIAMSON FIRED (12/27) – Richard Williamson is relieved as head coach after compiling a 4-15 record.

1992

WYCHE NAMED HEAD COACH (1/10) – Former Cincinnati Bengals Head Coach Sam Wyche is named as Richard Williamson's replacement. Wyche becomes the fifth head coach in Tampa Bay history.

WILLIAMS INDUCTED INTO KREWE OF HONOR (9/6) – QB Doug Williams becomes the third player inducted into the team's Krewe of Honor.

COBB RECORDS FIFTH-BEST RUSHING SEASON (12/27) – The Bucs defeat the Phoenix Cardinals 7-3 as RB Reggie Cobb caps off the fifth-best rushing performance in team history (1,171 yards).

1993

BUCS SIGN NICKERSON AS AN UNRESTRICTED FREE AGENT (3/18) – Former Pittsburgh Steelers LB Hardy Nickerson signs a three-year contract to become the Buccaneers' first free agent acquisition under the NFL's new Collective Bargaining Agreement.

NICKERSON EARNS PRO BOWL SELECTION (12/29) – After compiling a team record 214 tackles, Nickerson is voted as the NFC's starting linebacker in the Pro Bowl and later becomes only the second Buccaneer to be named AP All-Pro.

1994

CULVERHOUSE DIES (8/25) – Hugh Culverhouse dies of lung cancer at the age of 75. The team is placed under control of a three-man trust headed by Culverhouse's law partner Steven Story, along with Jack Donlan and Fred Cone.

MCKAY NAMED GENERAL MANAGER (11/8) – Vice-President/Football Operations Rich McKay is promoted to General Manager.

RHETT RUSHES FOR 192 YARDS (12/4) – RB Errict Rhett records the second-best single-game rushing total in team history when he rambles for 192 yards on 40 carries (third-most in team annals) in a 26-21 victory over the Washington Redskins. Rhett eventually becomes the first Buc rookie to rush for over 1,000 yards (1,011).

BUCS SELL OUT SEASON FINALE (12/24) – The Buccaneers are defeated by the Packers 34-19 in front of the first sellout at Tampa Stadium in two years (11/15/92).

1995

BUCCANEERS SOLD TO MALCOLM GLAZER (1/16) – Steven Story announces that, pending NFL approval, the Buccaneers have been sold to Palm Beach investor Malcolm Glazer for the highest price ever paid for a sports franchise.

NFL APPROVES SALE OF TEAM (3/13) – NFL owners unanimously approve Malcolm Glazer's purchase of the Buccaneers one day after the NFL Finance Committee gave its unanimous approval at the Owner's Meetings in Phoenix, AZ.

BUCS SIGN DRAFT PICKS IN RECORD FASHION (5/10) – With the signing of second-round selection S Melvin Johnson, Tampa Bay becomes the quickest team in NFL history to sign all its draft picks.

SALE OF THE TEAM IS FINALIZED (6/30) – Malcolm Glazer officially becomes the team's new owner after the sale of the team is finalized in Charlotte, NC. Bryan and Joel Glazer are named executive vice-presidents.

SELMON INDUCTED INTO HALL OF FAME (7/29) – DE Lee Roy Selmon becomes the first Buccaneer inducted into the NFL Hall of Fame. Selmon is introduced by his brother and former Buc teammate Dewey.

BUCS MOVE INTO SOLE POSSESSION OF FIRST PLACE (10/15) – K Michael Husted's 51-yard game-winning FG propels Tampa Bay past Minnesota and into sole possession of first place in the NFC Central Division. The victory marks the first time since the final day of the 1981 season that the team has been alone in first place.

GRUBER MARKS RECORD START (11/26) – LT Paul Gruber makes his 118th career start, thus surpassing DE Lee Roy Selmon's team record of 117.

RHETT SURPASSES 1,000-YARD MARK (12/3) – RB Errict Rhett goes over 1,000 yards for the second consecutive year to become only the 12th player in NFL history to accomplish the feat in his first two league seasons.

WYCHE IS FIRED (12/27) – The team announces that Sam Wyche will not return as head coach in 1996. Wyche leaves his post with a 23-41 record.

1996

DUNGY NAMED HEAD COACH (1/22) – Minnesota Defensive Coordinator Tony Dungy is named as the Buccaneers' sixth head coach.

NICKERSON RE-SIGNS WITH TEAM (2/22) – LB Hardy Nickerson, the Buccaneers' Most Valuable Player in 1993 and '95, agrees to a four-year deal to remain with the team.

COMMUNITY INVESTMENT TAX PASSES (9/3) – Hillsborough County voters pass the Community Investment Tax by a 53-47% margin. The tax will fund the construction of a new stadium and practice facility as well as various other community projects.

DUNGY WINS FIRST GAME (10/8) – Tony Dungy earns his first victory as Buccaneer head coach with a 24-13 victory over his former team, the Minnesota Vikings.

BUCS DEFEAT CHARGERS FOR FIRST CALIFORNIA WIN SINCE '80 (11/17) – Tampa Bay edges the San Diego Chargers 25-17 to earn its first victory in California since 1980 (24-23 vs. San Francisco).

1997

GRUBER RE-SIGNS (2/13) – LT Paul Gruber, the team's designated franchise player and cornerstone of the Buc offensive line for the past eight years, signs a three-year deal to remain in Tampa.

BUCCANEERS UNVEIL NEW LOGO AND COLORS (4/9) – The team unveils its eagerly anticipated new logo and color scheme at a noon downtown ceremony. The new logo, consisting of a red pirate flag with a skull and crossed swords, draws instant rave reviews. The team colors are Buccaneer red, pewter, black and orange.

STATE SUPREME COURT RULES IN FAVOR OF COUNTY, BUCS (5/22) – The Florida State Supreme Court refuses former Tampa Mayor Bill Poe's opposition to the stadium. In a 7-0 decision, the Court rules all aspects of the tax are constitutional.

BUCS START SEASON WITH FIVE CONSECUTIVE WINS (9/28) – The Buccaneers match the franchise record for most consecutive wins at the start of a season with five. After a 13-6 season-opening defeat of the San Francisco 49ers, the team rolls on to road victories at Detroit (9/7) and Minnesota (9/14) and home defeats of Miami (9/21) and Arizona (9/28).

MAYBERRY ATTAINS CONSECUTIVE STARTS RECORD (10/26) – C Tony Mayberry achieves one of the more remarkable achievements in team history by surpassing Dave Logan's streak of 103 consecutive games started in the team's 10/26 contest versus Minnesota.

CULPEPPER BECOMES FIRST TO BAG TRIFECTA TWICE IN SAME SEASON (11/9) – DT Brad Culpepper enters the team's sack race with a three-sack performance against Arizona (9/28) in a week-five contest, becoming just the fifth player in team history to do so. Little more than a month later, he becomes the first player in team annals to accomplish the feat twice in the same season with a trio of sacks at Atlanta.

BUCS SET SINGLE-GAME ATTENDANCE MARK (12/7) – After setting a new single-game attendance record earlier in the season on 9/21 against Miami (73,314), the Bucs eclipse that mark when 73,523 are in attendance for the team's 6-17 loss to the Green Bay Packers.

BUCS TIE FRANCHISE RECORD FOR WINS (12/21) – By virtue of their season-ending 31-15 downing of the Chicago Bears, the Bucs match the club record for most regular season victories in a season with 10, assuring themselves an NFC Wild Card berth.

FIRST PLAYOFF GAME PLAYED IN TAMPA IN 15 YEARS (12/28) – The Buccaneers defeat the Detroit Lions 20-10 in front of a sellout crowd of 73,361 in the final game played at Houlihan's Stadium. The game is marked by outstanding individual performances, including FB Mike Alstott's team playoff-record 31-yard touchdown run in which he barrels through a variety of Lions defenders.

1998

NFL-HIGH EIGHT BUCS PLAY IN PRO BOWL (2/1) – As further recognition of the team's dramatic rise in league prominence, a team-record and NFL-most eight Buc players are selected to play in the Pro Bowl. Joining third-time selection LB Hardy Nickerson are first timers FB Mike Alstott, LB Derrick Brooks, QB Trent Dilfer, RB Warrick Dunn, S John Lynch, C Tony Mayberry and DT Warren Sapp.

DUNGY RECEIVES NEW CONTRACT (3/11) – After tying the franchise record for victories in a season with 10, Head Coach Tony Dungy is rewarded by Owner Malcolm Glazer with a new five-year contract that essentially voids out his original contract.

SAPP SIGNS EXTENSION TO BECOME TEAM'S HIGHEST-PAID PLAYER (3/18) – Pro Bowl DT Warren Sapp agrees to a six-year contract that makes him the wealthiest player in team history and one of the highest paid defensive tackles in the league.

MCKAY RECEIVES CONTRACT EXTENSION (4/30) – Owner Malcolm Glazer rewards General Manager Rich McKay with a new five-year contract extension for his efforts in assembling one of the league's most talent-rich rosters. McKay's new deal guarantees that he will be with the team through the 2002 season.

BUCS SELL OUT INAUGURAL RAYMOND JAMES STADIUM SEASON (8/2, 8/15) – For the first time in team history, the Buccaneers entire home schedule is sold out before the season begins. Though the Bucs will play seven straight road games (including pre-season) to open 1998, the entire sum of single-game tickets for the eight home games in Raymond James Stadium sells out on the first day of availability.

BUCS OPEN NEW ERA IN RAYMOND JAMES STADIUM WITH DRAMATIC VICTORY (9/20) – Raymond James Stadium, already known as 'The Crown Jewel of the NFL', officially opens as the Buccaneers take on arch-rival Chicago. TE Dave Moore's acrobatic one-handed touchdown catch sparks a 27-point rally as Tampa Bay wins its Raymond James Stadium debut, 27-15.

TAMPA BAY OUTGUNS UNDEFEATED MINNESOTA IN RAYMOND JAMES SHOOTOUT (11/1) – The Buccaneers run their Raymond James Stadium record to 4-0 with an eye-opening, 27-24 upset of the previously undefeated Minnesota Vikings. The Vikings' only regular-season loss of 1998 is powered by a Buccaneer-record 246 rushing yards, including the first dual-100-yard performance in team history by FB Mike Alstott (128 yards) and RB Warrick Dunn (115).

FIRST MONDAY NIGHT FOOTBALL VICTORY IN 16 YEARS COMES AT EXPENSE OF PACKERS (12/7) – Having ended a 15-year hiatus from ABC's Monday Night Football earlier in the year at Detroit, Tampa Bay records its first MNF victory since 1982 with a 24-22 dismissal of Green Bay. QB Trent Dilfer completes 64 and 62-yard TD passes to WR Jacquez Green and WR Reidel Anthony and the Buccaneer defense records eight sacks and a team-record eight forced fumbles.

BUCS BLANK CINCY FOR FIRST ROAD SHUTOUT (12/27) – Tampa Bay records the third shutout in team history, the first since 1985 and the first on the road with a 35-0 dismantling of Cincinnati in the season finale. FB Mike Alstott ties a team-record with three touchdown runs as the Bucs open a 28-0 lead by halftime.

1999

FIVE BUCS MAKE REPEAT PRO BOWL VISIT (2/7) – A five-some of Bucs, the second-largest contingent in team history, represents the NFC in the Pro Bowl; all five are repeat honorees from the team's NFL-high group of eight Pro Bowlers in 1998. LB Hardy Nickerson makes his fourth visit, tying TE Jimmie Giles for the second-most in team history, and DT Warren Sapp, LB Derrick Brooks, C Tony Mayberry and FB Mike Alstott all make their second trips.

BUCS COMPLETE UNDEFEATED PRESEASON (9/3) – Rookie QB Shaun King hits rookie WR Darnell McDonald on a three-yard TD pass with seven seconds left, lifting the Bucs to a 16-13 win over host Washington. The victory caps a 4-0 preseason campaign, the franchise's first in 16 years.

SACK ATTACK SMOTHERS EAGLES (9/19) – Tampa Bay's swarming defensive line racks up nine sacks in a 19-5 win at Philadelphia. DT Warren Sapp and DE Chidi Ahanotu each collect three sacks, while DE Marcus Jones bags two and DT Brad Culpepper adds one. The nine-sack effort falls one sack short of the team record of 10, set in 1979 at Baltimore.

GRAMATICA BOOTS ATLANTA (11/21) – Rookie K Martin Gramatica kicks four FGs, including a game-winning 53-yarder with 58 seconds remaining, to rally Tampa Bay to a 19-10 win over Atlanta at Raymond James Stadium. Gramatica had earlier nailed attempts from 24, 26 and 50 yards. He became the first Buccaneer kicker to boot two 50-plus-yard FGs in one game. The last time a rookie K booted a game-winning FG of that length was San Francisco's Steve Mike-Meyer, who nailed a 54-yarder against the Rams (11/9/75).

KING SHINES IN RELIEF ROLE (11/28) – Rookie QB Shaun King replaces an injured Trent Dilfer (clavicle) and escorts Tampa Bay to a 16-3 win at Seattle. The win marks the club's first in the Kingdom. King hits WR Jacquez Green for his first career completion, then later lofts a scoring toss to TE Patrick Hape, sealing Tampa Bay's fourth consecutive victory.

RECORD CROWD LIFTS BUCS TO MONDAY NIGHT WIN (12/6) – Tampa Bay beats Minnesota 24-17 before a then-record crowd of 65,741 at Raymond James Stadium. The game marks the starting debut of rookie QB Shaun King, who throws two second-half TD passes. Tampa Bay's swarming defense forces four Viking turnovers, including a 55-yard INT return by CB Donnie Abraham on the third play of the game.

BUCS WIN SIXTH CONSECUTIVE GAME (12/12) – Tampa Bay rallies for two fourth-quarter TDs to defeat Detroit 23-16 at Raymond James Stadium. The win is the Bucs' sixth consecutive triumph, breaking the team mark of five consecutive victories (1979, 1997). In the process, Tampa Bay assumes sole possession of first place in the NFC Central Division.

BUCS SET HOME WIN MARK AGAINST PACKERS (12/26) – Tampa Bay completes its 1999 home slate with a club-record 7-1 mark after a 29-10 triumph over Green Bay. FB Mike Alstott runs for two TDs in the fourth quarter to seal the win. The Bucs' previous best home record was a 6-2 mark, set in 1984 and 1998. Tampa Bay also clinches its fifth-ever playoff appearance.

2000

BUCS CLAIM FIRST NFC CENTRAL TITLE IN 18 YEARS (1/2) – The Bucs beat Chicago 20-6 at Soldier Field to claim their first NFC Central Division title since 1981. Tampa Bay also concludes the regular season with a franchise-record 11 wins. The Bucs rush for 143 yards and hold the potent Bears offense to two FGs. An estimated crowd of 5,000 greets the champs upon their arrival at One Buccaneer Place Sunday night.

FOUR BUCS EARN FIRST-TEAM-ALL-PRO HONORS (1/8) – Four Buccaneers — FB Mike Alstott, LB Derrick Brooks, S John Lynch and DT Warren Sapp — earn first-team All-Pro honors from the Associated Press. Tampa Bay could claim five first team AP All-Pro selections in the franchise's first 23 seasons of existence. The Bucs tied the eventual Super Bowl champion Rams for most players on the 1999 squad.

SAPP NAMED AP NFL DEFENSIVE PLAYER OF THE YEAR (1/13) – DT Warren Sapp earns NFL Defensive Player of the Year honors from the Associated Press. In a poll of 50 media members, Sapp receives 19 votes, edging out Tennessee DE Jevon Kearse. Sapp is the first Buccaneer to win the award since Hall of Famer Lee Roy Selmon won the trophy in 1979. Sapp finished the regular season with 54 tackles and a career-best 12.5 sacks.

BUCS RALLY PAST REDSKINS IN DIVISIONAL PLAYOFF (1/15) – Tampa Bay rallies from a 13-0 deficit to defeat the Washington Redskins 14-13 in an NFC divisional playoff game before a record crowd of 65,835 at Raymond James Stadium. QB Shaun King hits TE John Davis on a one-yard TD toss midway through the fourth quarter to give the Bucs their first and only lead. Tampa Bay's defense holds Washington's second-ranked offense to 157 total yards and no offensive TDs. The win propels the Bucs to their first NFC Championship Game in 20 years.

TAMPA BAY FALLS ONE WIN SHY OF SUPER BOWL (1/23) – Tampa Bay's valiant defensive effort falls short as the St. Louis Rams rally late for an 11-6 win in the NFC Championship Game at the Trans World Dome. The Bucs hold the high-powered Rams offense 22 points below their season average. St. Louis would capture Super Bowl XXXIV the following Sunday in Atlanta.

SIX BUCS HELP COACHING STAFF DEFEAT AFC IN PRO BOWL (2/6) – The NFC, led by Tony Dungy and the rest of the Buccaneers coaching staff, whips the AFC 51-31 in the highest-scoring Pro Bowl ever. Tampa Bay is represented by six players — FB Mike Alstott, LB Derrick Brooks, S John Lynch, C Tony Mayberry, LB Hardy Nickerson and DT Warren Sapp. Alstott scores three TDs and Brooks returns a QB Mark Brunell INT for a score.

BUCS INK 11-TIME PRO BOWLER MCDANIEL (3/1) – The Bucs snag another former Vikings offensive lineman, signing perennial Pro Bowl G Randall McDaniel to a three-year contract. McDaniel, who spent his previous 12 seasons in Minnesota, owns the NFL record for consecutive Pro Bowl starts with 11. He enters the 2000 season with 170 consecutive starts, second only to Tennessee's Bruce Matthews (197) among active players.

BUCS TRADE FOR JETS WR JOHNSON (4/12) – The Bucs trade their two first-round picks (13th, 27th overall) in the 1999 NFL Draft to the New York Jets for two-time Pro Bowl WR Keyshawn Johnson. Tampa Bay then signs Johnson to an eight-year contract. Johnson's 305 catches over his first four NFL seasons trail only WR Marvin Harrison (Colts, 311, 1996-98) and WR Andre Rison (Falcons, 308, 1989-92) in league annals. The fifth-year pro can also boast 31 career scoring grabs.

BUCS RECORD LARGEST MARGIN OF VICTORY IN HOME OPENER (9/10) – Tampa Bay records the largest margin of victory in team history with a 41-0 win over Chicago in its home opener at Raymond James Stadium. The Bucs defense extends their streak to 14 quarters against Chicago without allowing a touchdown, and limits the Bears to just 165 total yards, including 49 passing, while forcing four turnovers.

BUCS KNOCK OFF UNDEFEATED VIKINGS (10/29) – The Bucs offense scores on each of its first four possessions as Tampa Bay snaps a four-game skid and ends Minnesota's 7-0 start at Raymond James Stadium. Tampa Bay's 31 first-half points ties the club record for points in a half. For the first time in club history, Tampa Bay scores 40-plus points in a game twice in the same season.

SAPP SETS SINGLE-SEASON SACK RECORD (11/26) – DT Warren Sapp breaks DE Lee Roy Selmon's franchise record for sacks in a season with two — giving him 13.5 for the year — as Tampa Bay downs Buffalo 31-17 at Raymond James Stadium. The Bucs' defense notches six sacks overall to surpass the club's single-season record of 44 in 1997.

DUNN LEADS CLUB-RECORD DAY ON THE GROUND (12/3) – Tampa Bay sets a club record with 250 yards rushing, including a career-high 210 by RB Warrick Dunn, on the way to a 27-7 victory over Dallas at Raymond James Stadium. Dunn's performance marks the second-best single-game effort in Bucs' history. K Martin Gramatica adds a 25-yard FG prior to halftime, tying the franchise record for consecutive field goals made with his 16th straight.

BUCS SET FRANCHISE MARK FOR POINTS SCORED (12/10) – S Damien Robinson intercepts Miami QB Jay Fiedler at the Bucs nine-yard line with 14 seconds remaining as Tampa Bay holds on for a 16-13 victory at rainy Pro Player Stadium. With the 16 points, Tampa Bay sets a club record for points in a season with 336, eclipsing the previous mark of 335 points in 1984. In addition, K Martin Gramatica breaks his own record for points in a season.

TAMPA BAY CLINCHES SECOND STRAIGHT PLAYOFF BERTH (12/18) – RB Warrick Dunn scores his third rushing touchdown of the game with 48 seconds remaining as Tampa Bay rallies for a 38-35 win over St. Louis before a national television audience on Monday Night Football. With the win at Raymond James Stadium, the Bucs clinch their second straight playoff berth and third in the last four seasons. Head coach Tony Dungy also becomes the winningest coach in franchise history with his 45th coaching victory.

2001

CHRISTENSEN PROMOTED TO OFFENSIVE COORDINATOR (1/26) – Quarterbacks coach Clyde Christensen is promoted to offensive coordinator. Christensen coached Tampa Bay's quarterbacks in 1999 and 2000 after tutoring the tight ends for his first three years from 1996-98.

BUCS HOST THIRD SUPER BOWL (1/28) – Baltimore defeats the N.Y. Giants, 34-7 as Tampa Bay plays host to Super Bowl XXXV at Raymond James Stadium.

LEAGUE-HIGH AND TEAM-RECORD NINE BUCS PLAY IN PRO BOWL (2/4) – Tampa Bay boasts a league-high and team-record nine players in the 2001 Pro Bowl in Hawaii. The Bucs' contingent includes a club-record six starters, but the AFC posts a 38-17 victory.

BUCS GRAB BRAD JOHNSON IN FREE AGENCY (3/6) – Tampa Bay ventures into free agency and returns with the biggest name on the market in Washington Redskins QB Brad Johnson. Johnson, who ranks third all-time in completion percentage, signs a five-year contract.

RICE JOINS THREE OTHER FIRST-ROUNDERS ON DEFENSIVE LINE (3/23) – Arizona Cardinals Pro Bowl DE Simeon Rice signs a five-year contract with Tampa Bay, joining a defensive line that features three other former first-round draft picks. Rice, who established an Arizona franchise mark with 16.5 quarterback sacks in 1999, notched 51.5 career sacks with the Cardinals.

JOHN MCKAY DIES (6/10) – John McKay, the first coach in Buccaneers history, dies of kidney failure due to complications from diabetes at the age of 77. McKay coached Tampa Bay from 1976-1984, leading the team to three playoff appearances, including a trip to the 1979 NFC Championship Game.

BUCS SECOND GAME POSTPONED DUE TO TERRORIST ATTACKS (9/16) – Due to the terrorist attacks on America on September 11, the NFL postpones all of its games on September 16 and 17, including the Bucs' home contest against Philadelphia. The games are rescheduled for the first weekend in January, with the rest of the playoff schedule, including the Super Bowl, moving back one week. Due to an already-scheduled bye in Week Three, the Bucs have a bizarre, 21-day layoff between the first and second games of the season.

ALSTOTT LEADS ANOTHER HOME POUNDING OF THE VIKINGS (10/28) – Almost exactly one year after demolishing Minnesota, 41-13, in Raymond James Stadium on 10/29/00, the Bucs prove it was no fluke with a 41-14 decision over the Vikings on 10/28/01. FB Mike Alstott leads the runaway victory with 129 rushing yards, tying a team and personal record with three rushing touchdowns.

FIRST MNF ROAD VICTORY GIVES BUCS ANOTHER PRIME-TIME WIN OVER RAMS (11/26) – For the second time in two years, the Buccaneers defeat the St. Louis Rams on Monday Night Football, following up a 38-35 thriller in Tampa in 2000 with a 24-17 victory at St. Louis in 2001. The win, which stands as the first road win for the Bucs on Monday Night Football in team history, gives the Bucs a measure of revenge in the stadium that saw their run to the 1999 Super Bowl come to an end.

BUCS RECORD THIRD STRAIGHT ROAD WIN (12/2) – During yet another December surge, the Buccaneers defeat the Cincinnati Bengals, 16-13 in overtime, when S John Lynch forces and recovers a fumble at the Bengals' three-yard line early in the extra period, setting up K Martin Gramatica's game-winning field goal. Following wins at Detroit and St. Louis, the victory over Cincinnati gives Tampa Bay three consecutive road wins for the first time in franchise history.

BUCS TIE SINGLE-GAME SCORING RECORD IN CRUCIAL WIN OVER NEW ORLEANS (12/23) – In a contest that would basically eliminate the loser from playoff contention and nearly guarantee the winner a postseason spot, the Buccaneers explode for 48 points in a blowout win over New Orleans. Taking a 30-0 halftime lead, the Bucs cruise to the 48-21 win, tying the team record for points scored in a single game (also against Atlanta, 9/13/97).

2002

DUNGY DISMISSED (1/14) – The team announces that Head Coach Tony Dungy has been relieved of his coaching duties after six seasons. Dungy posted a 54-42 record at the helm and led the Buccaneers to the playoffs in four of his six campaigns.

GRUDEN INTRODUCED (2/20) – New Head Coach Jon Gruden is introduced at a press conference at a downtown hotel after becoming the seventh head coach in franchise history. Gruden, 38, spent four seasons (1998-2001) as head coach of the Oakland Raiders.

TAMPA BAY STARTS TRAINING CAMP AT DISNEY (7/29) – The Buccaneers begin their first season under new Head Coach Jon Gruden at Disney's Wide World of Sports Complex at Walt Disney World Resort. For the first time, Tampa Bay will conduct training camp at Disney after training at the University of Tampa since 1987. The Buccaneers are the first NFL team to conduct training camp at Disney's sports complex.

GRUDEN MAKES BUCCANEERS DEBUT (9/8) – Jon Gruden, the Buccaneers seventh head coach, makes his regular season debut at Raymond James Stadium in a 26-20 overtime loss to the New Orleans Saints. Tampa Bay trails 20-10 late in the fourth quarter when they post a frantic 10-point comeback to send the game into overtime. The Bucs are forced to punt deep in their own territory on their third possession of overtime. P Tom Tupa lines up to punt, but senses pressure and is forced to pull the ball down and attempt a pass. Saints LB James Allen intercepts the pass in the end zone, giving New Orleans the victory.

TAMPA BAY DEFENSE STIFLES ANOTHER ROAD OPPONENT (10/6) – For the third straight road contest, the Bucs defense does not allow a touchdown and posts an interception return for a score in a club-record fourth straight game en route to a 20-6 win over the Atlanta Falcons at the Georgia Dome. The defense ties a then season-high with four interceptions—all in the second half—and adds four sacks against the Falcons. LB Derrick Brooks becomes the first linebacker in NFL history with three interception returns for touchdowns in a single season.

RICE SETS NFL RECORD (12/1) – In a Week 13 contest at New Orleans, DE Simeon Rice sets an NFL single-season record by recording his fifth consecutive multi-sack game. His three-sack performance against the Saints highlights a five-game streak that began at Carolina on October 27, during which he totaled 11 sacks, 29 tackles, four forced fumbles and one pass defended.

BUCCANEERS CLAIM FIRST NFC SOUTH TITLE (12/22) – Tampa Bay and New Orleans enter their Week 16 contests with the Bucs holding a one-game advantage in the NFC South. New Orleans suffers a 20-13 loss at Cincinnati on Sunday, thereby giving the first NFC South Division title to Tampa Bay before the Buccaneers take the field the following night against Pittsburgh. The division title is the fourth in Buccaneers history.

GRAMATICA LEADS BUCS TO FRANCHISE-BEST 12TH VICTORY (12/29) – Tampa Bay closes out the first regular season under Jon Gruden with its club record 12th win against the Chicago Bears in Champaign, IL. K Martin Gramatica kicks a career-high and team-record five field goals and the Bucs defense registers four interceptions in a 15-0 shutout. The win also marks the second road shutout of the season for the Buccaneers and is the first Tampa Bay victory in 22 tries when the thermometer reads below 40 degrees. With the victory, Tampa Bay finishes 6-2 on the road; the most wins away from home in franchise history, and secures the No. 2 seed in the NFC playoffs.

2003

BROOKS NAMED NFL DEFENSIVE PLAYER OF THE YEAR (1/8) – LB Derrick Brooks, the Bucs all-time leader in tackles, garners NFL Defensive Player of the Year honors. As part of the league's top-ranked defense in 2002, Brooks led the team with 170 tackles and tied for fourth in the NFC with five interceptions. Brooks was also selected to a club-record sixth-consecutive Pro Bowl in 2002 (as was DT Warren Sapp). His four touchdowns on turnovers in 2002 tied for the second-most in a single season in NFL history. He later adds another touchdown on an interception return in Super Bowl XXXVII.

BUCS ADVANCE TO NFC CHAMPIONSHIP GAME (1/12) – Tampa Bay qualifies for the NFC Championship Game for the third time in club history by defeating San Francisco 31-6 at Raymond James Stadium in an NFC Divisional Playoff contest. Tampa Bay races to a 28-6 halftime lead, scoring touchdowns on three consecutive possessions in the first half. The Bucs force five 49er turnovers and keep San Francisco out of the end zone for the first time in 50 games (including postseason).

BUCS CLAIM NFC TITLE (1/19) – Tampa Bay clinches its first NFC crown and Super Bowl berth with a 27-10 victory over the Philadelphia Eagles in the final game at Veterans Stadium. The Bucs defense forces three Eagle turnovers en route to securing the club's first postseason road win in franchise history. CB Ronde Barber paces an outstanding defensive effort and secures the victory with a club-record 92-yard interception return for a touchdown late in the fourth quarter.

BUCS WIN SUPER BOWL XXXVII (1/26) – The Bucs defeat the Oakland Raiders, 48-21, in Super Bowl XXXVII in San Diego behind a suffocating defense, setting Super Bowl records with five interceptions and three interception returns for touchdowns. It is the first NFL Championship in club history. At the age of 39, Jon Gruden becomes the youngest head coach to win a Super Bowl. S Dexter Jackson is named the game's MVP as the Bucs' top-ranked defense stifles the Raiders and the league's number one ranked offense. Tampa Bay limits Oakland to just 62 total yards in the first half, the second-fewest in Super Bowl history, and finishes the game surrendering just 269 total yards and 11 first downs. RB Michael Pittman runs for a season-high 125 yards and WR Keenan McCardell scores two touchdowns. LB Derrick Brooks seals the victory with a late fourth quarter interception return for a touchdown and CB Dwight Smith sets a Super Bowl record by returning a pair of second-half interceptions for touchdowns.

WORLD CHAMPIONS PARADE THROUGH TAMPA (1/28) – Following their 48-21 victory over Oakland in Super Bowl XXXVII, the World Champion Tampa Bay Buccaneers parade through downtown Tampa where more than 150,000 fans line the streets and crowd office buildings to celebrate the city's first major professional sports championship.

BUCS SIGN DEFENSIVE COORDINATOR MONTE KIFFIN TO A NEW CONTRACT (1/30) – Tampa Bay signs Monte Kiffin, architect of the NFL's top-ranked defense, to a new, three-year contract. Kiffin, a head coaching candidate, is rewarded for designing the first defense since the 1985 Chicago Bears to lead the league in total defense, fewest points allowed and total interceptions. Tampa Bay's defense allowed just 196 points in 2002, the fifth-fewest in a single season in NFL history during a 16-game schedule.

SEVEN BUCS APPEAR ON PRO BOWL ROSTER (2/2) – Tampa Bay has seven players on the roster for the 2003 Pro Bowl in Hawaii; FB Mike Altstott, LB Derrick Brooks, QB Brad Johnson, S John Lynch, LB Shelton Quarles, DE Simeon Rice and DT Warren Sapp. A total of six Buccaneers, all but Sapp due to an injury, see game action in the 45-20 AFC victory.

BUCS DEFEAT THE JETS IN THE 2003 AMERICAN BOWL IN TOKYO, JAPAN (8/2) – The defending Super Bowl champion Tampa Bay Buccaneers opened the preseason with a 30-14 victory over the N.Y. Jets in the 2003 American Bowl in their first-ever international appearance at the Tokyo Dome. Tampa Bay, which played in the final game of the 2002 season in its victory over the Oakland Raiders in Super Bowl XXXVII, joined the Jets in the first game of the 2003 preseason in Tokyo, Japan. Tampa Bay also conducted a pair of practices at the Tokyo Dome in preparation for the exhibition contest.

BUCS DEFEAT EAGLES IN 2003 REGULAR SEASON OPENER (9/8) – The defending Super Bowl champion Tampa Bay Buccaneers open up the regular season with a convincing 17-0 victory over Philadelphia in the Eagles' first regular season game at Lincoln Financial Field. WR Joe Jurevicius caught a pair of second half touchdowns, including a spectacular fourth quarter scoring reception in which he deflected the ball over an Eagles defender, spun to his left and dove to haul in the improbable touchdown catch. Tampa Bay's defense limited the Eagles to just 245 total yards as Philadelphia suffered a home shutout for the first time since 1998.

BUCS POST SECOND SHUTOUT OF THE SEASON (10/26) – Tampa Bay forces three turnovers and limits Dallas to 178 total yards of offense as the Bucs post their second shutout of the season, defeating the Dallas Cowboys 16-0 at Raymond James Stadium. The shutout marks the eighth in club history, including four over the past two seasons (2002 and 2003).

BUCS RECORD-SETTING SACK STREAK ENDS AT 69 (11/16) – Tampa Bay, which had recorded at least one sack in an NFL-record 69 consecutive games, is held sackless by the Green Bay Packers. It was the first time the Bucs defense had failed to register at least one sack since October 3, 1999 at Minnesota. During that 69-game streak, the Bucs defense also became the first unit to register at least one sack and one takeaway in 50 consecutive games since 1963.

ATLANTA FALCONS NAME RICH MCKAY PRESIDENT AND GENERAL MANAGER (12/15) – The Atlanta Falcons name Rich McKay President and General Manager. McKay spent the previous 12 seasons with Tampa Bay (1992-2003), including the past nine years (1995-2003) as the club's general manager. Under McKay, the Bucs made five playoff appearances, won two division titles and captured the club's first Super Bowl championship in 27 seasons with a 48-21 victory over the Oakland Raiders in Super Bowl XXXVII.

FOUR BUCS SELECTED TO THE PRO BOWL (12/18) – Tampa Bay has four players selected to the 2004 Pro Bowl: LB Derrick Brooks, WR Keenan McCardell, DE Simeon Rice and DT Warren Sapp. Brooks and Sapp are named to the Pro Bowl for the seventh consecutive time, eclipsing Hall of Famer Lee Roy Selmon's club record of six total appearances and consecutive appearances at the annual All-Star game.

2004

ALLEN NAMED THIRD GENERAL MANAGER IN CLUB HISTORY (1/9) – The Bucs name Bruce Allen the third general manager in club history. Allen joins Tampa Bay after spending the previous nine seasons (1995-2003) with the Oakland Raiders, helping the team to three division titles, two AFC Championship Game appearances and a berth in Super Bowl XXXVII.

BUCS NAME DOUG WILLIAMS PERSONNEL EXECUTIVE (2/12) – The Bucs reclaim one of the greatest players in club history by naming Doug Williams personnel executive for the team. Williams, who spent the last six seasons (1998-2003) as head coach of his alma mater at Grambling State University, compiled a 52-18 record and led the Tigers to three consecutive Southwestern Athletic Conference titles (2000-2002). A former first-round draft pick by Tampa Bay in the 1978 NFL Draft (17th overall), Williams led the Bucs to the first three playoff appearances in team history (1979, 1981 and 1982), including an appearance in the 1979 NFC Championship Game in just the club's fourth year of existence.

BUCS UNVEIL PLANS FOR NEW TRAINING FACILITY (3/17) – The Bucs unveil plans for their new, 136,320 square foot state-of-the-art training facility, promising a "world class facility" that will be the finest in the National Football League. The spectacular and innovative facility will be built on the Tampa Bay Center mall site across the street from Raymond James Stadium. The signature of the new facility will be its breathtaking entrance, which features the world's largest football towering nearly five stories tall. Since the team's inception in 1976, Tampa Bay has been based at One Buccaneer Place, a training facility located near the Tampa International Airport. The new facility will be ready prior to the 2006 season.

BUCS ACQUIRE WR JOEY GALLOWAY (3/19) – The Bucs acquire WR Joey Galloway from the Dallas Cowboys for WR Keyshawn Johnson.

HURRICANE CHARLEY FORCES BUCS TO RESCHEDULE PRESEASON GAME (8/14) – Because of the threat of Hurricane Charley, the Buccaneers reschedule their August 14 preseason contest against the Cincinnati Bengals for Monday, August 16. The Bucs organize a program to collect monetary donations at the contest that will be directed to appropriate Hurricane Charley relief efforts.

DERRICK BROOKS AND THE BUCS COLLABORATE TO HELP HURRICANE IVAN VICTIMS (9/18) – Derrick Brooks Charities and the Tampa Bay Buccaneers organize a program to collect monetary donations prior to the game between Tampa Bay and Seattle at Raymond James Stadium on September 19. In addition, Derrick Brooks Charities donates \$1000 for each tackle Derrick makes against the Seahawks. All funds collected are directed to appropriate Hurricane Ivan relief efforts in Brooks' hometown of Pensacola, Florida.

BROWN RECORDS 100TH CAREER TOUCHDOWN RECEPTION AGAINST FORMER TEAM (9/26) – In a rematch of Super Bowl XXXVII, Buccaneers WR Tim Brown returns to Oakland to haul in his 100th career touchdown reception, becoming just the fourth player in NFL history to accomplish the feat, with a 16-yard score in the fourth quarter.

BUCS EARN LARGEST MARGIN OF VICTORY SINCE 2000 SEASON (11/21) – Tampa Bay defeats the San Francisco 49ers 35-3 at Raymond James Stadium to post its largest margin of victory since the 2000 season. The Bucs defense limits the 49ers to 26 total yards and two first downs in the first half and finishes the contest surrendering just 197 total yards, while forcing five sacks and two turnovers. The offense is equally impressive, racking up 352 yards as RB Michael Pittman rushes for 106 yards on 21 carries with two touchdowns.

CLAYTON SETS BUCS ROOKIE RECEIVING RECORD (11/28) – Bucs rookie WR Michael Clayton hauls in eight receptions for 77 yards in the Week 11 contest at Carolina to move into first place all-time in team history for most receiving yards by a rookie in a season. Through 11 contests in 2004, Clayton posts 60 receptions for 828 yards, surpassing WR Lawrence Dawsey's 818 yards as a rookie in 1991.

RICE RECORDS 100TH CAREER SACK AS BUCS POST NINTH SHUTOUT IN FRANCHISE HISTORY (12/5) – Tampa Bay records the ninth shutout in franchise history with a 27-0 victory over the Atlanta Falcons at Raymond James Stadium. Buccaneers DE Simeon Rice records the 100th and 101st sacks of his career, becoming just the 22nd player in league history and only the second active player to reach the 100-sack plateau. The Buccaneers defense records five sacks and forces five turnovers, intercepting QB Michael Vick twice and forcing two fumbles by the Falcons signal caller.

TWO BUCS EARN PRO BOWL HONORS (12/22) – The NFL announces that two Buccaneers, LB Derrick Brooks and CB Ronde Barber, have been selected to the 2005 AFC-NFC Pro Bowl. Brooks, who was selected for the eighth time to the Pro Bowl, becomes the franchise's all-time leader in Pro Bowl appearances, breaking a tie with former teammate DT Warren Sapp. Brooks' eighth consecutive Pro Bowl appearances (1997-04) also establish a new team record. Barber is named to his second career Pro Bowl after making his first appearance in 2001.

BUCS CLAYTON SETS ROOKIE TOUCHDOWN RECORD (12/26) – Bucs rookie WR Michael Clayton catches a career-high two touchdowns against the Carolina Panthers at Raymond James Stadium, moving him into first place for most touchdown receptions by a rookie in franchise history. His six touchdown receptions on the season surpass the previous rookie record of five touchdown catches by WR Kevin House in 1980.

2005

BUCS SELECT CARNELL "CADILLAC" WILLIAMS WITH FIFTH PICK IN NFL DRAFT (4/23) – The Buccaneers draft Auburn RB Carnell "Cadillac" Williams with their first selection (fifth overall) in the 2005 NFL Draft. The selection of Williams marks the fourth time in team history that Tampa Bay has drafted a running back in the first round and the first time since 1997 (Warrick Dunn – 12th overall).

WILLIAMS SETS NFL RECORD FOR MOST RUSHING YARDS IN FIRST THREE GAMES (9/25) – In his first three games, Bucs rookie RB Carnell "Cadillac" Williams totals an NFL-record 434 rushing yards, becoming the first running back to begin his career with three consecutive 100-yard performances. Following his record-breaking performance, Williams' shoes and gloves are displayed at the Pro Football Hall of Fame.

BARBER MATCHES OWN CLUB RECORD WITH THREE INTERCEPTIONS (12/4) – CB Ronde Barber records a career-high tying three interceptions against the New Orleans Saints in Baton Rouge, LA to tie his own club record. His previous three interception performance also came against the Saints in 2001. Barber goes on to finish the season with five picks to lead the Buccaneers and tie for seventh in the NFC.

BARBER BECOMES MEMBER OF EXCLUSIVE 20/20 CLUB (12/11) – CB Ronde Barber records the 20th sack of his career at Carolina to join the 20 sack/20 interception club. He becomes the first cornerback in NFL history and just the seventh player all time to accomplish the feat.

THREE BUCS NAMED TO PRO BOWL (12/21) – The NFL announces that three Buccaneers, CB Ronde Barber, P Josh Bidwell and LB Derrick Brooks, have been selected to the 2006 AFC-NFC Pro Bowl. It marks Brooks' ninth consecutive selection to the all-star game, a team record for total and most consecutive appearances. Barber will make his third career appearance and second consecutive while Bidwell will play in his first career Pro Bowl.

BUCCANEERS NOTCH 100TH OVERALL WIN UNDER GLAZER LEADERSHIP (12/24) – In one of the most thrilling games in team history, the Buccaneers notch their 100th overall win since being purchased by Malcolm Glazer on January 16, 1995. The contest, against the division rival Atlanta Falcons, features four separate occasions in which the score is tied and five lead changes. The epic battle is prolonged when Bucs running back Cadillac Williams scores from six yards out on a fourth down run with 31 seconds remaining in regulation that forces overtime. In the extra period, the Buccaneers block a potential game-winning Atlanta field goal before successfully connecting on a 41-yard attempt of their own with only 54 seconds remaining in overtime. The milestone win emphasizes a reversal of fortunes for the Buccaneers, who prior to being purchased by Mr. Glazer, won just 87 games in 19 seasons.

2006

BUCS CLAIM SECOND NFC SOUTH CROWN IN FOUR YEARS (1/1) – Tampa Bay defeats the New Orleans Saints 27-13 in the final game of the regular season to earn its second NFC South division title in four seasons. Tampa Bay and the rival Carolina Panthers finish the regular season with identical 11-5 records, but the Buccaneers claim the NFC South by virtue of a better divisional record. The division title is the fifth in Buccaneers history.

GALLOWAY SETS NEW FRANCHISE MARK FOR TOUCHDOWN RECEPTIONS (1/1) – WR Joey Galloway records two touchdown receptions in the season finale against the New Orleans Saints, giving him 10 on the season to establish a new franchise record. Galloway's 10 touchdown receptions best the previous high of nine, held by WR Kevin House (1981), WR Bruce Hill (1988) and WR Mark Carrier (1989).

WILLIAMS SETS BUCS ROOKIE RECORD FOR RUSHING YARDS IN A SEASON (1/1) – RB Carnell "Cadillac" Williams finishes the season with 1,178 rushing yards to set a Buccaneers rookie record. His impressive rookie performance includes a team-record six 100-yard rushing games and three of the top 10 single-game rushing performances in team history.

BUCCANEERS DEFENSE FINISHES THE SEASON AS THE TOP-RANKED UNIT IN THE NFL (1/1) – Tampa Bay's defense finishes the season ranked No. 1 in total defense for the third time (1979, 2002 and 2005) in team history. The 2005 season also marks the ninth consecutive year (1997-2005) the Buccaneers ranked in the Top 10 in total defense, the longest active streak in the league and tied for the second-longest streak since 1970.

WILLIAMS NAMED NFL ROOKIE OF THE YEAR (2/2) – RB Carnell "Cadillac" Williams beats out LB Shawne Merriman of the San Diego Chargers, LB Lofa Tatupu of the Seattle Seahawks, LB Odell Thurman of the Cincinnati Bengals and LB Demarcus Ware of the Dallas Cowboys for Diet Pepsi Rookie of the Year honors. Williams is selected by fans on NFL.com with more than one million votes cast during the regular season and playoffs for NFL Rookie of the Week and Rookie of the Year honors.

BROOKS NAMED 2006 PRO BOWL PLAYER OF THE GAME (2/12) – Making his ninth consecutive Pro Bowl appearance, LB Derrick Brooks earns Player of the Game honors after returning an interception 59 yards for a touchdown to catapult the NFC to a 23-17 victory over the AFC in the 2006 Pro Bowl.

BUCCANEERS PLAYERS AND COACHES BEGIN WORK AT NEW HEADQUARTERS (8/21) – Arriving immediately after the conclusion of training camp in Central Florida, Buccaneers players and coaches move into the team's new 136,320-square-foot headquarters. Unmatched in grandeur by any other professional sports headquarters, the new base of operations spans more than 33 acres and provides the team with unparalleled resources of the highest quality. Some of those include a 7,900-square-foot weight room, technically advanced meeting rooms, three practice fields, a grand auditorium, high-tech coaches' studios with instant access to game film, a video-editing suite and a state-of-the-art training and rehabilitation area.

BARBER RETURNS TWO INTERCEPTIONS FOR TOUCHDOWNS IN SAME GAME (10/22) – Facing a Philadelphia Eagles team he had tormented in the past, CB Ronde Barber propels the Tampa Bay Buccaneers to a 23-21 victory by twice picking off QB Donovan McNabb, returning each interception for a touchdown. Barber's two TD returns mark the first time in franchise history that a player accomplishes such a feat in a regular season game. His two scores also make Barber the first player in team history to score two defensive touchdowns of any kind in a regular season game.

BRYANT KICKS HIS WAY INTO RECORD BOOKS (10/22) – With the Buccaneers trailing the Philadelphia Eagles 21-20 with only four seconds remaining in the game, K Matt Bryant produces a last-second miracle, kicking a 62-yard field goal to give the Bucs a 23-21 victory. Bryant's kick is the second-longest walk-off field goal in NFL history and the third-longest overall field goal in league annals. The previous long for the Buccaneers franchise was 57 yards by Michael Husted (12/19/93).

BROOKS MOVES INTO FIRST PLACE IN TEAM HISTORY FOR GAMES PLAYED (11/5) – In front of a home crowd and against the New Orleans Saints, perennial Pro Bowl LB Derrick Brooks plays in his 184th career game, moving into first place in Buccaneers' history for games played. The veteran defender shows no signs of slowing down as he finishes the contest with a team-leading and season-high 15 tackles, including two for a loss. Brooks finishes the season with 192 consecutive games played and 176 straight starts to lead all active Bucs players in both categories. He also ranks first in team history with 189 total starts.

ROOKIE QB GRADKOWSKI MAKES HISTORY WITH INTERCEPTION-FREE STREAK (11/5) – After a game against the New Orleans Saints in which he completes 18 of 31 passes for 185 yards and two touchdowns, Tampa Bay Buccaneers rookie QB Bruce Gradkowski runs his mark of pass attempts to 186 with only one interception. That number stands as a record for most attempts in NFL history by a quarterback before throwing a second interception. A week prior, against the New York Giants, Gradkowski became just the third quarterback in league history to throw only one interception in his first 150 pass attempts.

BARBER MOVES INTO TIE FOR MOST INTERCEPTIONS IN TEAM HISTORY (11/13) – With his third interception of the season, this time against Carolina Panthers QB Jake Delhomme, CB Ronde Barber notches his 31st career interception. That total places him in a tie for most interceptions by a Buccaneers player in team history with CB Donnie Abraham, who played for Tampa Bay from 1996-2001. Barber's historic pick comes in front of a Monday Night Football audience with 1:09 remaining in the second quarter of the contest.

BUCCANEERS PLAY IN THANKSGIVING GAME FOR FIRST TIME IN FRANCHISE HISTORY (11/23) – For the first time in Tampa Bay's 31-year history, the Buccaneers participate in one of the NFL's nationally televised Thanksgiving Day games, squaring off against the Dallas Cowboys. The contest is the third game in an 11-day stretch for the Buccaneers, marking only the fourth time since 1978 that a team has played three games in 11 days, with two of the contests on the road.

BUCCANEERS WELCOME BACK PAST PLAYERS FOR TEAM'S FIRST ALUMNI WEEKEND (12/8) – Approximately 120 former players representing a little over three decades of Buccaneers football are honored when the franchise holds its first Alumni Weekend. During the three-day celebration, former Bucs players who have given the franchise at least one full season of service watch practice, tour the team's new facility, participate in a golf event and attend a dinner party and gala at Raymond James Stadium. The weekend's activities culminate in a halftime tribute during a game against Atlanta in which the players take the field and are recognized by Buccaneers fans.

THREE BUCS NAMED TO PRO BOWL (12/19) – For the third consecutive season and fourth overall, CB Ronde Barber earns Pro Bowl honors after leading the Buccaneers with three interceptions and 20 passes defended to go along with his 108 tackles. Barber is later joined by Bucs TE/LS Dave Moore, who is selected as a "need player" by the NFC, and LB Derrick Brooks, who initially was chosen as first alternate at the outside linebacker position. For Moore, the selection represents the first of his career and first for a Bucs tight end since Jimmie Giles was selected in 1985. Moore is the first Buccaneers player to be chosen to the Pro Bowl as a long-snapper and just the third special teams performer to earn the invitation. Brooks is added to the NFC's roster when Chicago LB Lance Briggs pulls out of the game. His selection marks his 10th consecutive and 10th overall Pro Bowl selection – both team records.

GLAZER FAMILY REACHES 100TH REGULAR SEASON WIN (12/24) – A 22-7 victory over the Cleveland Browns in the penultimate game of the season marks the 100th regular season victory for the Tampa Bay Buccaneers since it was purchased by Malcolm Glazer on January 16, 1995. Under the ownership of Mr. Glazer and his family, the club has posted a .521 winning percentage and captured its first Super Bowl championship. Prior to the Glazer family's ownership, the Buccaneers won just 87 games in 19 seasons, posting a .300 winning percentage.

GALLOWAY REACHES 1,000 YARDS FOR SECOND STRAIGHT SEASON (12/31) – For only the second time in Tampa Bay's 31-year history, a Buccaneers receiver gains at least 1,000 receiving yards in two straight seasons when Joey Galloway reaches that mark against the Seattle Seahawks. Galloway finishes the season with a team-high 1,057 yards after logging 1,287 yards in 2005, also a club-high. Prior to Galloway's two consecutive 1,000-yard seasons, only Keyshawn Johnson achieved that feat, posting 1,266 yards in 2001 and 1,088 yards the following year.

2007

BUCS SELECT GAINES ADAMS WITH FOURTH PICK IN NFL DRAFT (4/28) – The Buccaneers draft Clemson DE Gaines Adams with their first selection (fourth overall) in the 2007 NFL Draft. The selection of Adams marks the first time since 1999 that the Buccaneers use their first-round selection on a defensive player. It is also the highest pick Tampa Bay has used on a defensive player since 1990.

BUCS UNVEIL THE LARGEST FLYING NON-US FLAG IN THE NATION (9/6) – The Buccaneers raise their new team flag, which measures over 4,000 square feet, at One Buccaneer Place following the afternoon practice. Buccaneers players and staff watch the flag ascend the 147.5-ft. pole on the west side of the team's headquarters as the team readies for its season-opening game in Seattle. At 80'x50' the flag is the largest flying non-US flag in the nation.

GALLOWAY SURPASSES 10,000 RECEIVING YARDS (10/21) – With his 46-yard receiving performance at Detroit, WR Joey Galloway surpasses 10,000 career receiving yards. He becomes the eighth active player and just the 28th player in NFL history to reach the 10,000-yard plateau.

GARCIA SETS CONSECUTIVE COMPLETIONS RECORD (10/21) – Facing his former team, QB Jeff Garcia completes a single-game team-record 18 consecutive completions against the Detroit Lions. Garcia has one of his best outings of the season, completing 37-of-45 passes for 316 yards and two touchdowns against the Lions.

GARCIA'S CONSECUTIVE ATTEMPTS WITHOUT AN INTERCEPTION STREAK ENDS AT 197 (10/28) – QB Jeff Garcia begins his career as a Buccaneer by attempting 197 consecutive passes without throwing an interception, besting the previous team record by Brad Johnson, who went 187 consecutive attempts without a pick from 2001-2002. Dating back to the 2006 season, Garcia went 217 attempts without an interception in the regular season, the sixth-longest streak since 2001.

BARBER BECOMES BUCCANEERS ALL-TIME INTERCEPTION LEADER (11/25) – CB Ronde Barber intercepts his 32nd career pass to move into first place on the team's career interception list. Barber's record-setting pick comes off QB Jason Campbell late in the fourth quarter to help Tampa Bay preserve a 19-13 victory over the Washington Redskins.

CARTER RECORDS 100TH CAREER SACK (11/25) – In his first season with the Buccaneers, DE Kevin Carter posts the 100th sack of his career, dropping QB Jason Campbell in a win against the Redskins. Carter becomes the 24th player in NFL history to reach the 100-sack plateau.

BUCS EARN THIRD NFC SOUTH TITLE IN SIX SEASONS (12/16) – Tampa Bay defeats the Atlanta Falcons 37-13 in Week 15 to earn its third NFC South division title in six seasons. Tampa Bay moves to 5-0 in its division for the first time since 1979 while clinching the sixth division title in team history and fourth since the Glazer family took over in 1995.

BUCS POST FIRST-EVER KICKOFF RETURN FOR A TOUCHDOWN (12/16) – It took 1,865 kickoff returns, but WR Micheal Spurlock records the first kickoff return for a touchdown in team history on his 90-yard return against the Atlanta Falcons. He is one of 140 players to have returned a kickoff for the Buccaneers. The historic return helps propel the Buccaneers to the NFC South division title.

GRAHAM SETS TEAM RECORD WITH SCORE IN SIXTH CONSECUTIVE GAME (12/16) – RB Earnest Graham, who began the year as a backup running back, scores a touchdown in his sixth consecutive game to set a new team record for most consecutive games with a touchdown. Graham's touchdown is his team-leading 10th of the year as he finishes the game against Atlanta with 22 carries for 79 yards and one touchdown.

GALLOWAY POSTS THIRD CONSECUTIVE 1,000-YARD SEASON (12/23) – With a 29-yard reception in the second quarter at San Francisco, WR Joey Galloway becomes the first player in team history to record three consecutive and three overall 1,000-yard receiving seasons while also marking the first time in his 13-year career Galloway accomplished the feat. It goes down as the sixth 1,000-yard campaign of his career.

2008

BROOKS BECOMES TEAM'S ALL-TIME LEADER IN PLAYOFF APPEARANCES, STARTS (1/6) – With his start in the NFC Wild Card matchup against the New York Giants, LB Derrick Brooks becomes the Bucs all-time leader in playoff games played (11) and started (11). Brooks, who already holds the franchise record for most career regular season games and starts, surpasses former teammates FB Mike Alstott and LB Shelton Quarles, who each played in 10 career postseason contests.

ALSTOTT ANNOUNCES RETIREMENT (1/24) – Arguably the most popular player in team history, FB Mike Alstott retires after a 12-year career. A second-round selection (35th overall) in the 1996 draft, Alstott ends his career as the club record holder in touchdowns (71), rushing touchdowns (58) and Pro Bowl appearances by an offensive player (six). His 432 points ranks third in Buccaneer history and he is the only non-kicker in club annals to surpass the 400-point plateau. During his career, Alstott amassed 1,359 rushing attempts for 5,088 yards (both second in team history) and caught 305 passes (third in team history) for 2,284 yards. Alstott played in 158 career regular season games as a Buccaneer, seventh-most in team history, with 137 starts, fifth-most in team history, and 10 playoff games (tied for second in team history) with seven starts, including starting at fullback in the Buccaneers' 48-21 victory over the Oakland Raiders in Super Bowl XXXVII.

GARCIA EARNS PRO BOWL SELECTION (1/24) – QB Jeff Garcia is added to the NFC squad for the 2008 AFC-NFC Pro Bowl, becoming the lone selection in the annual all-star event for the Buccaneers. Garcia, the NFC's first alternate at quarterback, replaces Green Bay Packers QB Brett Favre. His appearance is the fourth of his career and first as a Buccaneer. It marks just the third time in Buccaneers history that a quarterback has been named to the Pro Bowl, joining Trent Dilfer (1997) and Brad Johnson (2002). Garcia finished the season as the NFL's seventh-rated passer (94.6) and ranked second in the league with a team-record 1.2 interception percentage.

BUCS SELECT AQIB TALIB IN NFL DRAFT (4/26) – The Buccaneers select Kansas CB Aqib Talib with their first selection (20th overall) in the 2008 NFL Draft. Talib becomes the highest cornerback ever selected by Tampa Bay and just the second defensive back the Buccaneers have ever drafted in the first round.

ROOKIE SMITH SETS TEAM RETURN RECORD (11/2) – Buccaneers rookie RB/KR Clifton Smith sets a franchise record for the most return yards by an individual in a single game. Smith racks up 259 total return yards at Kansas City, including a 97-yard kickoff return for a touchdown. He becomes only the second player in team history to return a kickoff for a touchdown and the only player in team history to return a kickoff and punt for a touchdown as a Buccaneer.

GRUDEN BECOMES BUCCANEERS ALL-TIME WINNINGEST COACH (11/2) – With the Buccaneers 30-27 overtime victory at Kansas City, Jon Gruden becomes the all-time winningest coach in Buccaneers history. The victory is his 57th career win as Buccaneers head coach, surpassing Tony Dungy for the most wins ever in franchise history.

FOUR BUCCANEERS EARN PRO BOWL HONORS (12/16) – LB Derrick Brooks and rookie RB/KR Clifton Smith are selected to the NFL's annual all-star game in Hawaii. It marks Brooks' 11th selection, tops in team history and tied for second in NFL history for most Pro Bowl selections by a linebacker. Despite serving on the Buccaneers practice squad until Week 8 of the season, the undrafted Smith becomes the first kick returner in franchise history to be selected to the Pro Bowl and just the second rookie in team history, joining RB Warrick Dunn in 1997. In addition, Smith is only the third undrafted rookie free agent since 1970 to make the Pro Bowl. Named first alternates, CB Ronde Barber and G Davin Joseph, are later added to the Pro Bowl roster to round out the Buccaneers selections. It marks Barber's fifth career selection, moving him into a tie for fifth place in team history. Joseph's selection is the first of his career and marks the first time a Buccaneers offensive lineman is selected since 2000.

2009

ANTONIO BRYANT NAMED COMEBACK PLAYER OF THE YEAR (1/15) – In his first season with the Buccaneers, WR Antonio Bryant is named the 2008 Comeback Player of the Year by The Sporting News. Bryant finishes the season setting career highs and leading the team with 83 receptions for 1,248 yards and seven touchdowns.

BUCCANEERS DISMISS GRUDEN, ALLEN (1/16) – The Buccaneers dismiss head coach Jon Gruden and general manager Bruce Allen. Gruden coached the Buccaneers for seven seasons, compiling a 57-55 record during the regular season and 3-2 in the playoffs. Gruden led the Buccaneers to a victory in Super Bowl XXXVII and three NFC South Division titles. He leaves as the Buccaneers all-time winningest coach.

MORRIS AND DOMINIK INTRODUCED AS HEAD COACH AND GENERAL MANAGER (1/17) – The Buccaneers announce Raheem Morris as head coach and Mark Dominik as general manager in a press conference at One Buccaneer Place. Morris, who spent six of the previous seven seasons as a defensive assistant with the Buccaneers, is the youngest head coach in the NFL at the time of his hiring and the eighth head coach in team history. Dominik is the fourth general manager in club history after spending the previous 14 seasons in the Buccaneers personnel department in various capacities.

QB JOSH FREEMAN DRAFTED IN THE FIRST ROUND (4/25) – The Buccaneers select Kansas State QB Josh Freeman with their first selection (17th overall) in the 2009 NFL Draft. Freeman becomes the highest quarterback selected by Tampa Bay in the first round since Trent Dilfer was drafted sixth overall in the 1994 NFL Draft.

TALIB TIES FRANCHISE RECORD WITH THREE INTERCEPTIONS (10/4) – CB Aqib Talib picks off QB Jason Campbell three times at Washington to tie CB Ronde Barber's club record, which he accomplished twice. Talib finishes the season with five interceptions to tie for the team lead and establish a career high.

BUCS PARTICIPATE IN NFL INTERNATIONAL SERIES (10/25) – In just their second international appearance, and first during the regular season, Tampa Bay falls to the New England Patriots by a score of 35-7 as part of the NFL's International Series in London. A raucous crowd of 84,254, the largest to watch the Bucs all season, fill historic Wembley Stadium to take in the game.

BUCCANEERS WEAR THROWBACK UNIFORMS, SELMON ENTERS RING OF HONOR (11/8) – For the first time, Tampa Bay wears its 1976 Florida orange throwback uniforms in a comeback victory over the Packers. At halftime, Buccaneer legend and Pro Football Hall of Fame DE Lee Roy Selmon becomes the first inductee into the team's Ring of Honor as the organization also recognizes the Buccaneers 1979 playoff team, with several members of the team in attendance.

MORRIS, FREEMAN EARN FIRST VICTORY IN COMEBACK WIN OVER GREEN BAY (11/8) – Making his first career start, QB Josh Freeman rallies the Buccaneers from an 11-point, fourth-quarter deficit against the Packers to give Head Coach Raheem Morris his first career victory. Freeman becomes the second youngest quarterback to win his first career start since 1970. Defensively, Tampa Bay records six sacks and three interceptions in a game for the first time since 1990.

WINSLOW SETS NEW SINGLE-SEASON CATCH MARK BY A TIGHT END (12/20) – TE Kellen Winslow records six receptions for 93 yards in a comeback win at Seattle to surpass TE Jackie Harris for most receptions in a single season by a tight end in team history. Harris registered 62 receptions in 1995 before Winslow established the new record, finishing the 2009 season with 77 catches.

BUCS SHOCK SAINTS IN NEW ORLEANS (12/27) – Trailing 17-0 in the second quarter at New Orleans, Tampa Bay scores 20 unanswered points against the eventual Super Bowl champions to win in overtime on K Connor Barth's 47-yard field goal. The 17-point comeback ties for the second-largest comeback in team history and it also marks the first time in NFL history that a team that was 10 or more games below .500 defeated a team that was 10 or more games above .500. The defense limits New Orleans to 17 points, tied for the fewest by the Saints in a single game on the season.

WINSLOW SURPASSES GILES FOR MOST RECEIVING YARDS BY A TIGHT END (12/27) – With his team-high 76 receiving yards at New Orleans, TE Kellen Winslow moves past TE Jimmie Giles (786 in 1981) for the most receiving yards for a tight end in a single season in team history. Winslow finishes the season with 884 receiving yards.

FREEMAN ESTABLISHES NEW ROOKIE RECORD FOR SINGLE SEASON PASSING YARDS (12/27) – Rookie QB Josh Freeman throws for 271 yards in the comeback win against the Saints, moving him past QB Bruce Gradkowski (1,661 passing yards in 2006) for most passing yards in a single season by a rookie in team history. Freeman goes on to throw for 1,855 yards on the season.

2010

FREEMAN SETS ROOKIE MARK FOR TOUCHDOWN PASSES IN A SEASON (1/3) – QB Josh Freeman throws his 10th touchdown pass of the season in the season finale against Atlanta to establish a new rookie record for most touchdown passes in a single season, surpassing QB Bruce Gradkowski, who had nine touchdown passes in 2006.

BARBER STARTS IN RECORD 172ND CONSECUTIVE GAME (10/17) – CB Ronde Barber makes his 172nd consecutive start against New Orleans, surpassing Hall of Fame CB Dick LeBeau for the most consecutive starts by a cornerback in NFL history.

BARBER RECORDS 40TH CAREER INTERCEPTION (11/21) – CB Ronde Barber picks off QB Troy Smith for his 40th career interception in a shutout victory at San Francisco to become the first player in NFL history to record 25+ sacks and 40+ interceptions in their career. Barber's 40 career interceptions are also tops in franchise history.

BUCCANEERS POST SHUTOUT IN SAN FRANCISCO (11/21) – Tampa Bay defeats the 49ers 21-0 to become the first team to shut out the 49ers in San Francisco since 1977. It also marks the Buccaneers' first shutout since December 5, 2004 against the Atlanta Falcons.

FREEMAN THROWS FIVE TOUCHDOWN PASSES (12/26) – In a 38-15 win against Seattle, QB Josh Freeman throws a career-high five touchdowns with no interceptions to become the youngest quarterback (22) to accomplish the feat since Dan Marino (22) on September 2, 1984.

2011

BLOUNT SURPASSES 1,000-YARDS RUSHING (1/2) – RB LeGarrette Blount rushes for 66 yards in the season finale to finish his rookie campaign with 1,007 rushing yards, becoming just the second undrafted rookie running back in NFL history to finish with over 1,000 yards in a single season, despite just starting in seven games on the season. He also becomes just the third rookie running back in team history to finish with over 1,000 rushing yards in a single season.

FREEMAN RANKS IN THE TOP 10 ALL TIME IN TD/INT RATIO (1/2) – QB Josh Freeman finishes the season with a 25/6 touchdown-interception ratio to rank as the ninth-best ratio in NFL history among quarterbacks with at least 20 touchdown passes in a season. He also becomes just the second quarterback in NFL history under the age of 23 to throw six-or-fewer interceptions in a season with 200+ attempts (Dan Marino – 1983).

BLOUNT AND WILLIAMS LEAD ALL ROOKIES IN RUSHING AND RECEIVING (1/2) – Tampa Bay becomes the first team in NFL history to have two different players, RB LeGarrette Blount and WR Mike Williams, lead all rookies in rushing and receiving yards since 1968 (Cincinnati). Blount's 1,007 rushing yards and Williams' 964 receiving yards also lead the Buccaneers on the season.

WILLIAMS SETS NEW TEAM RECORD FOR TOUCHDOWN RECEPTIONS (1/2) – With his 18-yard touchdown reception in the season finale, rookie WR Mike Williams finishes the season with 11 receiving touchdowns to set a new franchise record for most receiving touchdowns in a season. His 11 touchdown receptions also lead all NFL rookies.

BUCS FINISH WITH 10 WINS, DESPITE STARTING 10 ROOKIES (1/2) – With a 10-6 final record, the Buccaneers become the first team since the merger (1970) to start 10+ different rookies in a single season and finish with a winning record.

10 WINS MARKS BEST SINGLE-SEASON TURNAROUND (1/2) – The Buccaneers' 10th win in the season finale against New Orleans, preceded by a 3-13 season in 2009, represents the best single-season turnaround in team history with a seven-game improvement. It also marks the biggest turnaround in the NFL in 2010.

BUCS MATCH FRANCHISE-BEST ROAD RECORD (1/2) – The Buccaneers finish the 2010 season with a 6-2 road record, matching the franchise's all-time best road record established during the Buccaneers championship season in 2002.

PENN ADDED TO PRO BOWL ROSTER (1/24) – T Donald Penn is added to the NFC squad for the 2011 AFC-NFC Pro Bowl, becoming the lone selection for the Buccaneers in the annual all-star event. Penn, the NFC's second alternate at tackle, replaces Green Bay Packers T Chad Clifton. His appearance is the first of his career and it marks the first time in Buccaneers history that an offensive tackle has been named to the Pro Bowl.

BARTH TIES NFL RECORD (12/4) – Against Carolina, K Connor Barth became just the third player in NFL history to make four or more field goals of 40 or more yards in one half (50, 47, 46, 44). The four field goals also tied a Buccaneers record for most in a half.

JOSEPH SELECTED TO SECOND PRO BOWL (12/27) – G Davin Joseph was selected to play for the NFC squad in the 2012 AFC-NFC Pro Bowl. It was the second time in Joseph's six seasons, all with the Buccaneers, that he was honored.

2012

BARBER PLAYS MOST GAMES IN FRANCHISE HISTORY (1/1) – CB Ronde Barber plays in his 225th career game, all with the Buccaneers, surpassing former LB Derrick Brooks (224) for the most in team history.

BARTH COMPLETES MOST ACCURATE SEASON IN TEAM HISTORY (1/1) – K Connor Barth converts 26-of-28 field goals on the season, for a franchise-record 92.9 percent. That rate ranked second in the NFL. In addition, Barth was successful on all 23 of his PATs.

KOENEN MAKES MAJOR IMPACT IN FIRST YEAR (1/1) – After signing with the Buccaneers as an unrestricted free agent, P Michael Koenen compiled arguably the best punting season in franchise history. Koenen set the club record for net average (40.3) by 2.5 yards over the previous mark, while his 45.1-gross average was the second-highest total in club annals. Koenen also set team single-game record for highest gross average (52.2, min. 4) in his first contest as Buccaneer on September 11, against Detroit.

FOSTER LEADS ALL NFL ROOKIES IN TACKLES (1/1) – LB Mason Foster leads all NFL rookies in tackles. His 126 stops also led the team and were the second-most in franchise history for a rookie. Foster, who started the final 15 games at middle linebacker, also recorded four tackles for loss, two sacks, one interception, one forced fumble and one fumble recovery.

BARBER MAKES 200TH CONSECUTIVE START (9/9) – CB Ronde Barber made his 200th consecutive start at cornerback in the season opener against the Carolina Panthers, extending his streak for the most consecutive games started by a cornerback.

BARBER SCORES AGAIN (10/14) – DB Ronde Barber returned an interception 78 yards in a 38-10 win over the Kansas City Chiefs, the 45th interception of his career and the eighth he has returned for a score. He has 14 career return touchdowns (eight from interceptions, four from fumble recoveries, one from punt return, one from punt block), the fourth-most return touchdowns in NFL history.

BARBER SETS BUCCANEERS RECORD FOR GAMES STARTED (10/21) – DB Ronde Barber recorded his 222nd career start against New Orleans, passing former Buccaneers LB Derrick Brooks (221 starts from 1995-08) for the most starts in team history.

JACKSON SETS FRANCHISE RECORD FOR RECEIVING YARDS (10/21) – WR Vincent Jackson set a team record and career-high with 216 receiving yards, including a career long 95-yard reception.

MARTIN'S RECORD-BREAKING DAY (11/4) – RB Doug Martin had the best game a Buccaneers running back has ever had in a 42-32 victory at Oakland, recording 251 rushing yards on only 25 carries (10.1 avg.) and four rushing touchdowns. His 251 rushing yards were the tenth-most in NFL history, and he became only the second player in league history to record 250+ rushing yards and four touchdowns in the same game.

BARBER PASSES OTTO (12/2) – DB Ronde Barber passed Hall of Fame C Jim Otto for the seventh-most consecutive starts in NFL history, with his 210th consecutive start.

MCCOY SELECTED TO FIRST PRO BOWL (12/26) – DT Gerald McCoy was selected to play for the NFC squad in the 2013 AFC-NFC Pro Bowl. It was the first time in McCoy's career that he has been honored.

BARBER TIES PAGE (12/2) – DB Ronde Barber ties Hall of Fame DE Alan Page for the sixth-most consecutive starts in NFL history, with his 215th consecutive start.

FREEMAN SETS RECORDS (12/30) – Having set the franchise record for passing yards in a single season against the Rams (12/23), QB Josh Freeman became the first Buccaneer to throw for 4,000 yards in a season against Atlanta. He also set the single-season Buccaneer mark for touchdown passes in a season (27) and career touchdown passes (78).

MARTIN'S ROOKIE MARKS (12/30) – RB Doug Martin capped off a brilliant rookie season, recording the second-most scrimmage yards (1,926), rushing yards (1,454) touchdowns (12), and rushing touchdowns (11) in franchise history, all of which were rookie records.

2013

JACKSON SELECTED TO THIRD PRO BOWL (1/15) – WR Vincent Jackson was selected to play for the NFC squad in the 2013 AFC-NFC Pro Bowl. It was the third time that Jackson was selected to the all-star game, and his first with the Buccaneers.

MARTIN SELECTED TO FIRST PRO BOWL (12/26) – RB Doug Martin was selected to play for the NFC squad in the 2013 AFC-NFC Pro Bowl. Martin became the first Buccaneers rookie to go to the event since Clifton Smith in 2008.

BUCS TRADE FOR JETS CB REVIS (4/21) – The Bucs trade a first round pick (13th overall) in the 2013 NFL Draft and a conditional draft pick in the 2014 NFL Draft to the New York Jets for three-time All-Pro CB Darrelle Revis. A four-time Pro Bowl selection and the 2009 AFC Defensive Player of the Year, Revis is widely considered one of the best cornerbacks in the NFL.

SAPP INDUCTED INTO HALL OF FAME (8/4) – DT Warren Sapp joins DE Lee Roy Selmon as the only Buccaneers in the NFL Hall of Fame. Sapp is inducted by his daughter, Mercedes.

BUCCANEERS ALL-TIME HONORS

NFL HALL OF FAME

1995	DE	Lee Roy Selmon
2012	DT	Warren Sapp

NFL PRO BOWL

1978	DT	Dave Pear*
1979	DE	Lee Roy Selmon*
1980	TE	Jimmie Giles*
	LB	David Lewis
	DE	Lee Roy Selmon*
1981	TE	Jimmie Giles*
	DE	Lee Roy Selmon*
1982	TE	Jimmie Giles*
	LB	Hugh Green*
	DE	Lee Roy Selmon*
1983	LB	Hugh Green*
	DE	Lee Roy Selmon*
1984	DE	Lee Roy Selmon*
	RB	James Wilder
1985	TE	Jimmie Giles
1989	WR	Mark Carrier
1990	CB	Wayne Haddix
1993	LB	Hardy Nickerson*
1996	LB	Hardy Nickerson
1997	FB	Mike Alstott
	LB	Derrick Brooks
	QB	Trent Dilfer
	RB	Warrick Dunn
	SS	John Lynch
	C	Tony Mayberry
	LB	Hardy Nickerson*
	DT	Warren Sapp
1998	FB	Mike Alstott
	LB	Derrick Brooks*
	C	Tony Mayberry
	LB	Hardy Nickerson
	DT	Warren Sapp*
1999	FB	Mike Alstott
	LB	Derrick Brooks*
	SS	John Lynch*
	C	Tony Mayberry
	LB	Hardy Nickerson*
	DT	Warren Sapp*
2000	CB	Donnie Abraham
	FB	Mike Alstott*
	LB	Derrick Brooks*
	C	Jeff Christy*
	RB	Warrick Dunn
	K	Martin Gramatica
	SS	John Lynch*
	G	Randall McDaniel*
	DT	Warren Sapp*
2001	FB	Mike Alstott*
	CB	Ronde Barber*
	LB	Derrick Brooks*
	WR	Keyshawn Johnson
	SS	John Lynch
	DT	Warren Sapp*
2002	FB	Mike Alstott*
	LB	Derrick Brooks*
	QB	Brad Johnson
	S	John Lynch*
	LB	Shelton Quarles
	DE	Simeon Rice*
	DT	Warren Sapp*
2003	LB	Derrick Brooks*
	WR	Keenan McCardell
	DE	Simeon Rice*
	DT	Warren Sapp
2004	CB	Ronde Barber*
	LB	Derrick Brooks*
2005	CB	Ronde Barber*
	P	Josh Bidwell
	LB	Derrick Brooks*
2006	CB	Ronde Barber*
	LB	Derrick Brooks
	LS	Dave Moore

2007	QB	Jeff Garcia
2008	CB	Ronde Barber*
	LB	Derrick Brooks
	G	Davin Joseph
	KR	Clifton Smith
2010	T	Donald Penn
2011	G	Davin Joseph
2012	WR	Vincent Jackson
	RB	Doug Martin
	DT	Gerald McCoy

* Denotes player voted as a starter

ALL-NFC (FIRST TEAM UNLESS OTHERWISE NOTED)

1977	DE	Lee Roy Selmon	SN
1978	DE	Lee Roy Selmon	SN*
1979	TE	Jimmie Giles	UPI (honorable mention)
	LB	David Lewis	UPI
	DE	Lee Roy Selmon	PFW, UPI, SN*
1980	TE	Jimmie Giles	UPI (second team)
	LB	David Lewis	UPI (honorable mention)
	DE	Lee Roy Selmon	UPI
1981	TE	Jimmie Giles	UPI (second team)
	LB	Cecil Johnson	UPI (honorable mention)
	G	Greg Roberts	UPI (second team)
	CB	Mike Washington	UPI (honorable mention)
1982	TE	Jimmie Giles	UPI
	LB	Hugh Green	UPI
	DE	Lee Roy Selmon	UPI
1983	LB	Hugh Green	PFW
	DT	David Logan	PFW
1984	DE	Lee Roy Selmon	PFW
	RB	James Wilder	UPI
1987	LB	Ervin Randle	UPI (second team)
1989	WR	Mark Carrier	UPI (second team)
	T	Paul Gruber	UPI
1990	PK	Steve Christie	FN, PFW, UPI
	T	Paul Gruber	FN
	CB	Wayne Haddix	PFW
1992	CB	Ricky Reynolds	PFW
1996	LB	Hardy Nickerson	UPI (second team)
1997	LB	Derrick Brooks	FN, PFW
	LB	Hardy Nickerson	FN, PFW
	PR	Karl Williams	FN
1998	LB	Derrick Brooks	FN, PFW
	DT	Warren Sapp	PFW
1999	LB	Derrick Brooks	FN, PFW
	S	John Lynch	FN, PFW
	LB	Hardy Nickerson	PFW
	DT	Warren Sapp	FN, PFW
2000	LB	Derrick Brooks	FN, PFW
	K	Martin Gramatica	PFW
	S	John Lynch	FN, PFW
	DT	Warren Sapp	FN, PFW
2001	LB	Derrick Brooks	FN, PFW
	S	John Lynch	PFW
	DT	Warren Sapp	PFW
2002	LB	Derrick Brooks	PFW
	DE	Simeon Rice	PFW
	DT	Warren Sapp	PFW
2004	LB	Derrick Brooks	PFW
2005	CB	Ronde Barber	PFW
	P	Josh Bidwell	PFW
	LB	Derrick Brooks	PFW
2007	S	Jermaine Phillips	PFW/PFWA
2008	PR	Clifton Smith	PFW/PFWA

*SN changed title of award to NFC All-Star

ALL-PRO (FIRST TEAM UNLESS OTHERWISE NOTED)

1978	LB	David Lewis	CPFN
	DE	Lee Roy Selmon	AP, CPFN
1979	TE	Jimmie Giles	SI (honorable mention)
	LB	Dewey Selmon	AP (second team)
	DE	Lee Roy Selmon	FN, PFWA, SI
1980	DE	Lee Roy Selmon	AP (second team), CPFN, FD, NEA, PFWA
1982	CB	Neal Colzie	AP (second team)
	LB	Hugh Green	AP (second team), CPFN, FD, NEA, (second team), PFWA, SI
	DE	Lee Roy Selmon	AP (second team), CPFN, FD, PFWA, NEA, SI
1983	LB	Hugh Green	AP (second team), CPFN, FD, SI, SN
1984	G	Sean Farrell	SN
	DE	Lee Roy Selmon	CPFN (second team), SI
	RB	James Wilder	AP (second team), CPFN, SI
1985	TE	Jimmie Giles	AP (honorable mention)
1988	T	Paul Gruber	AP (honorable mention)
1989	WR	Mark Carrier	CPFN (second team)
	S	Harry Hamilton	SN
1990	T	Paul Gruber	CPFN (second team)
	TE	Ron Hall	SI
1991	LB	Broderick Thomas	CPFN (second team)
1992	T	Paul Gruber	AP (second team), NEA
1993	LB	Hardy Nickerson	AP, PFWA, SN
1996	FB	Mike Alstott	AP (second team), FD (second team)
	T	Paul Gruber	USAT
	LB	Hardy Nickerson	AP (second team)
1997	FB	Mike Alstott	AP, CPFN (second team), SI
	LB	Derrick Brooks	CPFN
	LB	Hardy Nickerson	AP, CPFN (second team)
	DT	Warren Sapp	CPFN (second team)
1998	FB	Mike Alstott	AP
	LB	Derrick Brooks	AP (second team), SI, USAT, CPFN (second team), FD
	DT	Warren Sapp	AP (second team), FD (second team)
1999	CB	Donnie Abraham	FD (second team)
	FB	Mike Alstott	AP, CPFN, FD
	LB	Derrick Brooks	AP, CPFN, FD, PFW, SI, SN
	S	John Lynch	AP, PFW, SI, SN, USAT
	LB	Hardy Nickerson	AP (second team), FD, USAT
	DT	Warren Sapp	AP, CPFN, FD, PFW, SN, USAT
2000	LB	Derrick Brooks	AP, CPFN, FD, PFW, SI, SN
	K	Martin Gramatica	AP (second team), FD (second team)
	DE	Marcus Jones	CPFN (second team)
	S	John Lynch	AP, CPFN, FD, PFW, SN, USAT
	G	Randall McDaniel	CPFN
	DT	Warren Sapp	AP, CPFN, FD, PFW, SI, SN, USAT
2001	CB	Ronde Barber	AP, CPFN, FD, PFW
	LB	Derrick Brooks	AP (second team)
	WR	Keyshawn Johnson	AP (second team), CPFN, PFW
	S	John Lynch	AP, CPFN, PFW, SN
	DT	Warren Sapp	

2002	FB	Mike Alstott	CPFN
	CB	Ronde Barber	AP (second team), SI
	LB	Derrick Brooks	AP, CPFN, FD, SI, SN
	CB	Brian Kelly	FD (second team)
	S	John Lynch	AP (second team), FD (second team)
	DE	Simeon Rice	AP, CPFN, FD (second team), SI, SN
	DT	Warren Sapp	AP, CPFN, FD, SN
2003	LB	Derrick Brooks	AP (second team), SN
	DE	Simeon Rice	AP (second team), FD (second team) SN
2004	CB	Ronde Barber	AP, CPFN, FD
	LB	Derrick Brooks	AP, CPFN (second team), FD
	DE	Simeon Rice	FD (second team)
2005	CB	Ronde Barber	AP
	P	Josh Bidwell	AP (second team)
	LB	Derrick Brooks	AP
2006	CB	Ronde Barber	AP (second team)
2008	KR	Clifton Smith	AP (second team)

ALL-NFL (FIRST TEAM UNLESS OTHERWISE NOTED)

1979	DE	Lee Roy Selmon	AP, PFW
1982	LB	Hugh Green	PFW
1997	FB	Mike Alstott	FD (second team)
	LB	Derrick Brooks	FD (second team)
	C	Tony Mayberry	FD (second team)
	LB	Hardy Nickerson	FD
	DT	Warren Sapp	FD (second team)
2002	LB	Derrick Brooks	PFW
	DE	Simeon Rice	PFW
	DT	Warren Sapp	PFW
2004	LB	Derrick Brooks	PFW
2005	CB	Ronde Barber	AP
	LB	Derrick Brooks	AP

NFL DEFENSIVE MVP

1979	DE	Lee Roy Selmon	NEA, PFW, SN
2002	LB	Derrick Brooks	PFW/PFWA

NFL DEFENSIVE PLAYER OF THE YEAR

1979	DE	Lee Roy Selmon	AP
1999	DT	Warren Sapp	AP, CPFN, FD, PFWA
2002	LB	Derrick Brooks	AP, FD, CPFN

NFL DEFENSIVE LINEMAN OF THE YEAR

1979	DE	Lee Roy Selmon	FD
2002	DE	Simeon Rice	NFL Alumni

NFL LINEBACKER OF THE YEAR

2002	LB	Derrick Brooks	NFL Alumni
------	----	----------------	------------

NFC DEFENSIVE PLAYER OF THE YEAR

1979	DE	Lee Roy Selmon	UPI
------	----	----------------	-----

NFC DEFENSIVE LINEMAN OF THE YEAR

1979	DE	Lee Roy Selmon	FD
1980	DE	Lee Roy Selmon	NFLPA
1982	DE	Lee Roy Selmon	NFLPA
1983	DE	Lee Roy Selmon	NFLPA

NFC DEFENSIVE BACK OF THE YEAR

2001	CB	Ronde Barber	NFL Alumni
2010	CB	Aqib Talib	NFL Alumni

COMEBACK PLAYER OF THE YEAR

2008	WR	Antonio Bryant	SN
------	----	----------------	----

WALTER PAYTON/NFL MAN OF THE YEAR

2000	LB	Derrick Brooks (co-recipient)	
------	----	-------------------------------	--

SUPER BOWL XXXVII MVP

2002	S	Dexter Jackson	
------	---	----------------	--

AFC-NFC PRO BOWL MVP

2005 LB Derrick Brooks

DIET PEPSI ROOKIE OF THE YEAR

2005 RB Carnell Williams

ROOKIE OF THE YEAR

1991 WR Lawrence Dawsey SI
 1992 DT Santana Dotson SN
 1997 RB Warrick Dunn FN, NEA, PFW, PFWA, SI, SN
 2005 RB Carnell Williams SI

NFL DEFENSIVE ROOKIE OF THE YEAR

1992 DT Santana Dotson CPFN, FD

NFL OFFENSIVE ROOKIE OF THE YEAR

1997 RB Warrick Dunn AP, FD, CPFW
 2005 RB Carnell Williams AP, PFW/PFWA

NFC ROOKIE OF THE YEAR

1991 WR Lawrence Dawsey UPI
 1992 DT Santana Dotson NFLPA (Defensive)
 1997 RB Warrick Dunn NFLPA (Offensive)

ALL-ROOKIE

1977 S Cedric Brown FD
 LB David Lewis PFW
 1978 QB Doug Williams PFW
 1979 G Greg Roberts AP, FD
 1980 G Ray Snell CPFN, PFW, PFWA, UPI
 1981 LB Hugh Green FD, PFW, PFWA, UPI
 1982 G Sean Farrell CPFN, FD, PFW, PFWA
 1984 LB Keith Browner FD, PFW, PFWA
 T Ron Heller PFW, PFWA
 1986 T J.D. Maarleveld FD, PFW, PFWA
 1987 WR Mark Carrier PFWA, UPI
 QB Vinny Testaverde FD, PFW, PFWA, UPI
 1988 LB Sidney Coleman CPFN
 T Paul Gruber PFW
 1990 PK Steve Christie CPFN, FD, FN, UPI
 P Mark Royals FD
 1991 S Tony Covington FN
 WR Lawrence Dawsey PFW
 1992 TE Tyji Armstrong CPFN, FN
 DT Santana Dotson FN, PFW
 1993 WR Horace Copeland FD
 DE Eric Curry PFWA
 PK Michael Husted FD
 1994 RB Errict Rhett CPFN, FN, PFW, PFWA
 1995 LB Derrick Brooks CPFN, FN, PFW, PFWA
 DT Warren Sapp CPFN, FN, PFW, PFWA
 1996 CB Donnie Abraham CPFN, PFWA
 DT Marcus Jones CPFN
 1997 WR Reidel Anthony CPFW, FN, PFW
 RB Warrick Dunn CPFW, FN, PFW
 G Frank Middleton CPFW, PFW
 1998 PR Jacquez Green PFW, FN
 1999 K Martin Gramatica FD, CPFN, PFW
 DE John McLaughlin PFW
 2001 T Kenyatta Walker PFW
 2004 WR Michael Clayton PFW
 2005 G Dan Buenning PFW/PFWA
 RB Carnell Williams PFW/PFWA

2007 DE Gaines Adams PFW/PFWA
 G Arron Sears PFW/PFWA
 2008 PR Clifton Smith PFW/PFWA
 2010 RB LeGarrette Blount PFW/PFWA, SN
 WR Mike Williams PFW/PFWA, SN
 2012 S Mark Barron PFW/PFWA
 LB Lavonte David PFW/PFWA
 RB Doug Martin PFW/PFWA

MAXWELL CLUB COACH OF THE YEAR

1997 Tony Dungy

HORRIGAN AWARD

1997 Tony Dungy

ASSISTANT COACH OF THE YEAR

2002 Monte Kiffin FD, PFW/PFWA

LEGEND

AP – Associated Press
 CPFN – College and Pro Football Newsweekly
 FD – Football Digest
 FN – Football News
 NEA – Newspaper Enterprise Association
 NFLPA – NFL Players Association
 PFW – Pro Football Weekly
 PFWA – Pro Football Writers Association
 SI – Sports Illustrated
 SN – The Sporting News
 UPI – United Press International
 USAT – USA Today

PRO BOWL BUCCANEERS

1978

NT Dave Pear

1979

DE Lee Roy Selmon*

1980

TE Jimmie Giles

LB David Lewis

DE Lee Roy Selmon (2)

1981

TE Jimmie Giles (2)

DE Lee Roy Selmon (3)

1982

TE Jimmie Giles (3)

LB Hugh Green

DE Lee Roy Selmon (4)

1983

LB Hugh Green (2)

DE Lee Roy Selmon (5)

1984

DE Lee Roy Selmon (6)

RB James Wilder

1985

TE Jimmie Giles (4)

1989

WR Mark Carrier

1990

CB Wayne Haddix

1993

LB Hardy Nickerson

1996

LB Hardy Nickerson (2)

1997

FB Mike Alstott

LB Derrick Brooks

QB Trent Dilfer

RB Warrick Dunn

S John Lynch

C Tony Mayberry

LB Hardy Nickerson (3)

DT Warren Sapp

1998

FB Mike Alstott (2)

LB Derrick Brooks (2)

C Tony Mayberry (2)

LB Hardy Nickerson (4)

DT Warren Sapp (2)

1999

FB Mike Alstott (3)

LB Derrick Brooks (3)

S John Lynch (2)

C Tony Mayberry (3)

LB Hardy Nickerson (5)

DT Warren Sapp (3)

2000

CB Donnie Abraham

FB Mike Alstott (4)

LB Derrick Brooks (4)

C Jeff Christy+

RB Warrick Dunn (2)

K Martin Gramatica

S John Lynch (3)

G Randall McDaniel^

DT Warren Sapp (4)

2001

FB Mike Alstott (5)

CB Ronde Barber

LB Derrick Brooks (5)*

WR Keyshawn Johnson&

S John Lynch (4)

DT Warren Sapp (5)*

2002

FB Mike Alstott (6)

LB Derrick Brooks (6)

QB Brad Johnson•

S John Lynch (5)

LB Shelton Quarles

DE Simeon Rice••

DT Warren Sapp (6)*

2003

LB Derrick Brooks (7)*

WR Keenan McCardell\$

DE Simeon Rice (2)••*

DT Warren Sapp(7)*

2004

CB Ronde Barber (2)

LB Derrick Brooks (8)*

2005

CB Ronde Barber (3)

P Josh Bidwell

LB Derrick Brooks (9)

2006

CB Ronde Barber (4)

LB Derrick Brooks (10)

LS Dave Moore

2007

QB Jeff Garcia (4)™

2008

CB Ronde Barber (5)

LB Derrick Brooks (11)*

G Davin Joseph

KR Clifton Smith

2010

T Donald Penn

2011

G Davin Joseph (2)

2012

WR Vincent Jackson (3)©

RB Doug Martin

DT Gerald McCoy

Players in bold voted in as a starter

* Did not play in game

+ Made his first Pro Bowl appearance as a Buccaneer in 2000, but made two Pro Bowl showings (1998 and 1999) with Minnesota.

^ Made his first Pro Bowl appearance as a Buccaneer in 2000, but made NFL-record 11 consecutive showings (1989-99) with Minnesota.

& Made his first Pro Bowl appearance as a Buccaneer in 2001, but made two Pro Bowl showings with the New York Jets in 1998 and 1999.

• Made his first Pro Bowl appearance as a Buccaneer in 2002, but made first Pro Bowl showing with the Washington Redskins in 1999.

•• Made two consecutive Pro Bowl appearances as a Buccaneer in 2002 and 2003, but made first Pro Bowl showing with the Arizona Cardinals in 1999.

\$ Made his first Pro Bowl appearance as a Buccaneer in 2003, but made his first Pro Bowl showing with the Jacksonville Jaguars in 1996.

™ Made his first Pro Bowl as a Buccaneer in 2007, but made three consecutive Pro Bowls (2000-2002) with the San Francisco 49ers.

© Made his first Pro Bowl as a Buccaneer in 2012, but made two Pro Bowls (2007, 2011) with the San Diego Chargers.

PRO BOWL NOTES

MOST APPEARANCES

- 11 Derrick Brooks (1997-06, 2008)
- 7 Warren Sapp (1997-03)
- 6 Mike Alstott (1997-02)
- Lee Roy Selmon (1979-84)
- 5 Ronde Barber (2001, 2004-06, 2008)
- John Lynch (1997, 1999-02)
- Hardy Nickerson (1993, 1996-99)
- 4 Jimmie Giles (1980-82, 1985)

MOST CONSECUTIVE APPEARANCES

- 10 Derrick Brooks (1997-06)
- 7 Warren Sapp (1997-03)
- 6 Mike Alstott (1997-02)
- Lee Roy Selmon (1979-84)

MOST APPEARANCES BY AN OFFENSIVE PLAYER

- 6 Mike Alstott (1997-02)
- 4 Jimmie Giles (1980-82, 1985)
- 3 Tony Mayberry (1997-99)

MOST APPEARANCES BY A DEFENSIVE PLAYER

- 11 Derrick Brooks (1997-06)
- 7 Warren Sapp (1997-03)
- 6 Lee Roy Selmon (1979-84)
- 5 Ronde Barber (2001, 2004-06, 2008)
- John Lynch (1997, 1999-02)
- Hardy Nickerson (1993, 1996-99)

OWNERSHIP	NFC PLAYERS OF THE WEEK		
	Offensive, Defensive Awards started in 1984, Special Teams Award in 1993		
	OFFENSIVE	DEFENSIVE	SPECIAL TEAMS
	1984	QB Steve DeBerg (Week 3)	
	1985	TE Jimmie Giles (Week 10)	
	1987	QB Steve DeBerg (Week 1)	S Paul Tripoli (Week 4) CB Kevin Walker (Week 6)
	1989	QB Vinny Testaverde (Week 1) The Buccaneer Offense (Week 5)	
	1990	S Mark Robinson (Week 4)	
	1991	LB Broderick Thomas (Week 11)	
	1992	QB Vinny Testaverde (Week 2)	DT Santana Dotson (Week 4)
PLAYERS	1993	LB Hardy Nickerson (Week 9)	CB Roger Jones (Week 17)
	1994	LB Hardy Nickerson (Weeks 2 &13)	
	1995	RB Errict Rhett (Week 15)	K Michael Husted (Week 7)
	1996	S John Lynch (Week 13)	WR Karl Williams (Week 17)
	1997	RB Warrick Dunn (Week 2) QB Trent Dilfer (Week 4)	WR Karl Williams (Weeks 10 & 17) LB Shelton Quarles (Week 11)
	1998		WR Jacquez Green (Week 2) CB Ronde Barber (Week 13)
	1999	DT Warren Sapp (Week 2) LB Derrick Brooks (Week 7) CB Donnie Abraham (Weeks 11 & 13) DE Steve White (Div. Playoffs)	DE John McLaughlin (Week 3) K Martin Gramatica (Week 11)
	2000	QB Shaun King (Week 9) RB Warrick Dunn (Week 14)	LB Derrick Brooks (Week 1) CB Ronde Barber (Week 2) DT Warren Sapp (Week 3) WR Karl Williams (Week 13) K Martin Gramatica (Week 15)
	2001		CB Ronde Barber (Weeks 9 & 15) DT Warren Sapp (Week 11) LB Derrick Brooks (Week 16) K Martin Gramatica (Week 12) TE Todd Yoder (Week 16)
	2002	QB Brad Johnson (Weeks 9 & 14)	LB Derrick Brooks (Week 5) CB Ronde Barber (NFC Championship) K Martin Gramatica (Weeks 8 & 17)
2012 REVIEW	2003	QB Brad Johnson (Week 6)	DE Simeon Rice (Week 6) P Tom Tupa (Week 3)
	2004	RB Michael Pittman (Week 9)	LB Derrick Brooks (Week 13)
	2005		LB Shelton Quarles (Week 2) CB Ronde Barber (Week 14) DE Simeon Rice (Week 17) P Josh Bidwell (Weeks 3 & 6) DE Dewayne White (Week 16)
	2006		CB Ronde Barber (Week 7) K Matt Bryant (Week 7)
	2007		LB Barrett Ruud (Week 2) WR Micheal Spurlock (Week 15)
	2008		LB Derrick Brooks (Week 4) CB Ronde Barber (Week 12) K Matt Bryant (Week 4) RB/KR Clifton Smith (Week 9)
	2009		WR Sammie Stroughter (Week 6) RB/KR Clifton Smith (Week 9) WR Micheal Spurlock (Week 16)
	2010	QB Josh Freeman (Weeks 5 & 9)	CB Aqib Talib (Week 8)
	2011		CB Ronde Barber (Week 3)
	2012	RB Doug Martin (Week 9)	CB Ronde Barber (Week 1)
HISTORY	RECORDS		
	SIDELINES		

NFC PLAYER OF THE MONTH

OFFENSIVE	DEFENSIVE	SPECIAL TEAMS
1996		KR/PR Karl Williams (December)
1997	DT Warren Sapp (September)	
1999	DT Warren Sapp (September)	K Martin Gramatica (November)
2000	LB Derrick Brooks (November)	K Martin Gramatica (October)
2001	DE Simeon Rice (December)	
2002	LB Derrick Brooks (October) DE Simeon Rice (November)	K Martin Gramatica (December)
2005		P Josh Bidwell (November)
2007	LB Barrett Ruud (September)	K Matt Bryant (December)
2008		KR Clifton Smith (November)
2012		LB Dekoda Watson (November)

NFC ROOKIE OF THE MONTH

OFFENSIVE	DEFENSIVE	SPECIAL TEAMS
1996	FB Mike Alstott (November)	KR/PR Karl Williams (December)
1997	RB Warrick Dunn (September)	
1999	QB Shaun King (December)	
2005	RB Carnell Williams (September) RB Carnell Williams (December)	
2010	RB LeGarrette Blount (December)	
2012	RB Doug Martin (October)	LB Lavonte David (November)

PEPSI NFL ROOKIE OF THE WEEK

OFFENSIVE	DEFENSIVE	SPECIAL TEAMS
2004	WR Michael Clayton (Week 14)	
2005	RB Carnell Williams (Week 1) RB Carnell Williams (Week 2) RB Carnell Williams (Week 3)	
2012	RB Doug Martin (Week 9)	

FEDEX AIR & GROUND NFL PLAYER OF THE WEEK

AIR	GROUND
2005	QB Chris Simms (Week 10)
2010	QB Josh Freeman (Week 16) QB Josh Freeman (Week 17)
2012	RB Doug Martin (Week 8) RB Doug Martin (Week 9) RB Doug Martin (Week 11)

ED BLOCK COURAGE AWARD

Each year, the Ed Block Courage Award is given to a player on each NFL team who best exemplifies commitment to the principles of sportsmanship and courage. The recipient symbolizes professionalism, dedication and performance as a community role model. This national award is named after the former Baltimore Colts' trainer who was a tireless worker for victims of abuse, violence, neglect and families in crisis.

1984	Theo Bell	1999	Hardy Nickerson
1985	Steve Courson	2000	Derrick Brooks
1986	J.D. Maarleveld	2001	Jerry Wunsch
1987	Nathan Wonsley	2002	John Lynch
1988	Don Smith	2003	Joe Jurevicius
1989	John Cannon	2004	Mike Alstott
1990	Ron Hall	2005	John Wade
1991	Harry Hamilton	2006	Shelton Quarles
1992	Ricky Reynolds	2007	Jeff Garcia
1993	Rob Taylor	2008	Matt Bryant
1994	Tony Covington	2009	Carnell Williams
1995	Paul Gruber	2010	Earnest Graham
1996	Charles Dimry	2011	Ronde Barber
1997	Horace Copeland	2012	Davin Joseph
1998	Warrick Dunn		

YEAR-BY-YEAR SCORES

1976

Head Coach: John McKay
Preseason (1-5)

DATE	OPPONENT	W/L	SCORE	STADIUM	CITY	ATTEND.	STARTING QB
July 31	at L.A. Rams	L	3-26	L.A. Coliseum	Los Angeles, CA	54,787	Spurrier
Aug. 7	at Green Bay	L	6-10	Milwaukee County Stadium	Milwaukee, WI	53,421	Spurrier
Aug. 14	vs. Atlanta	W	17-3	Gator Bowl	Jacksonville, FL	11,342	Spurrier
Aug. 21	MIAMI	L	21-28	Tampa Stadium	Tampa, FL	67,466	Spurrier
Aug. 28	CHICAGO	L	7-10	Tampa Stadium	Tampa, FL	47,592	Spurrier
Sept. 4	CINCINNATI	L	13-24	Tampa Stadium	Tampa, FL	46,775	Spurrier
Won 0, Lost 14						Fifth – AFC West	
Sept. 12	at Houston	L	0-20	Astrodome	Houston, TX	42,228	Spurrier
Sept. 19	SAN DIEGO	L	0-23	Tampa Stadium	Tampa, FL	39,558	Spurrier
Sept. 26	BUFFALO	L	9-14	Tampa Stadium	Tampa, FL	44,505	Spurrier
Oct. 3	at Baltimore	L	17-42	Memorial Stadium	Baltimore, MD	40,053	Spurrier
Oct. 10	at Cincinnati	L	0-21	Riverfront Stadium	Cincinnati, OH	40,700	Spurrier
Oct. 17	SEATTLE	L	10-13	Tampa Stadium	Tampa, FL	43,458	Spurrier
Oct. 24	MIAMI	L	20-23	Tampa Stadium	Tampa, FL	61,437	Dickinson
Oct. 31	KANSAS CITY	L	19-28	Tampa Stadium	Tampa, FL	41,779	Spurrier
Nov. 7	at Denver	L	13-48	Mile High Stadium	Denver, CO	61,703	Spurrier
Nov. 14	at N.Y. Jets	L	0-34	Shea Stadium	Flushing, NY	46,427	Spurrier
Nov. 21	CLEVELAND	L	7-24	Tampa Stadium	Tampa, FL	36,930	Spurrier
Nov. 28	at Oakland	L	16-49	Oakland-Alameda County Coliseum	Oakland, CA	49,590	Spurrier
Dec. 5	at Pittsburgh	L	0-42	Three Rivers Stadium	Pittsburgh, PA	43,385	Hanratty
Dec. 12	NEW ENGLAND	L	14-31	Tampa Stadium	Tampa, FL	41,517	Spurrier

1977

Head Coach: John McKay
Preseason (2-4)

DATE	OPPONENT	W/L	SCORE	STADIUM	CITY	ATTEND.	STARTING QB
Aug. 6	MIAMI	L	7-13	Tampa Stadium	Tampa, FL	66,056	Huff
Aug. 13	at Cincinnati	L	0-45	Riverfront Stadium	Cincinnati, OH	50,316	Boryla
Aug. 20	GREEN BAY	W	10-7	Tampa Stadium	Tampa, FL	49,045	Boryla
Aug. 27	vs. Atlanta	L	21-30	Tangerine Bowl	Orlando, FL	31,123	Huff
Sept. 3	at Buffalo	L	6-17	Rich Stadium	Orchard Park, NY	28,126	Dickinson
Sept. 10	BALTIMORE	W	14-0	Tampa Stadium	Tampa, FL	47,032	Hedberg

Won 2, Lost 12

Fifth – NFC Central

Sept. 18	at Philadelphia	L	3-13	Veterans Stadium	Philadelphia, PA	61,549	Hedberg
Sept. 24	MINNESOTA	L	3-9	Tampa Stadium	Tampa, FL	66,272	Hedberg
Oct. 2	at Dallas	L	7-23	Texas Stadium	Irving, TX	55,316	Huff
Oct. 9	WASHINGTON	L	0-10	Tampa Stadium	Tampa, FL	58,571	Hedberg
Oct. 16	at Seattle	L	23-30	Kingdome	Seattle, WA	54,783	Huff
Oct. 23	GREEN BAY	L	0-13	Tampa Stadium	Tampa, FL	47,635	Huff
Oct. 30	at San Francisco	L	10-20	Candlestick Park	San Francisco, CA	34,750	Blount
Nov. 6	at L.A. Rams	L	0-31	L.A. Coliseum	Los Angeles, CA	45,493	Blount
Nov. 13	N.Y. GIANTS	L	0-10	Tampa Stadium	Tampa, FL	46,518	Blount
Nov. 20	at Detroit	L	7-16	Pontiac Silverdome	Pontiac, MI	49,751	Blount
Nov. 27	ATLANTA	L	0-17	Tampa Stadium	Tampa, FL	43,592	Huff
Dec. 4	CHICAGO	L	0-10	Tampa Stadium	Tampa, FL	48,948	Hedberg
Dec. 11	at New Orleans	W	33-14	Louisiana Superdome	New Orleans, LA	40,124	Huff
Dec. 18	ST. LOUIS	W	17-7	Tampa Stadium	Tampa, FL	56,922	Huff

1978

Head Coach: John McKay
Preseason (3-1)

DATE	OPPONENT	W/L	SCORE	STADIUM	CITY	ATTEND.	STARTING QB
Aug. 5	CINCINNATI	W	17-0	Tampa Stadium	Tampa, FL	60,106	Huff
Aug. 12	BALTIMORE	W	23-12	Tampa Stadium	Tampa, FL	61,112	Huff
Aug. 19	at New Orleans	W	14-3	Louisiana Superdome	New Orleans, LA	46,282	Boryla
Aug. 25	MIAMI	L	20-24	Tampa Stadium	Tampa, FL	68,132	Huff

Won 5, Lost 11

Fifth – NFC Central

Sept. 2•	N.Y. GIANTS	L	13-19	Tampa Stadium	Tampa, FL	67,456	Williams
Sept. 9	DETROIT	L	7-15	Tampa Stadium	Tampa, FL	64,445	Boryla
Sept. 17	at Minnesota	W	16-10	Metropolitan Stadium	Bloomington, MN	46,152	Williams
Sept. 24	ATLANTA	W	14-9	Tampa Stadium	Tampa, FL	58,073	Williams
Oct. 1••	MINNESOTA	L	7-24	Tampa Stadium	Tampa, FL	65,972	Williams
Oct. 8	at Kansas City	W	30-13	Arrowhead Stadium	Kansas City, MO	38,201	Williams
Oct. 15	at N.Y. Giants	L	14-17	Giants Stadium	East Rutherford, NJ	68,025	Williams
Oct. 22•	CHICAGO	W	33-19	Tampa Stadium	Tampa, FL	68,146	Williams
Oct. 29	at Green Bay	L	7-9	Lambeau Field	Green Bay, WI	55,108	Williams
Nov. 5	at L.A. Rams	L	23-26	L.A. Coliseum	Los Angeles, CA	55,182	Williams
Nov. 12	at Detroit	L	23-34	Pontiac Silverdome	Pontiac, MI	60,320	Rae
Nov. 19	BUFFALO	W	31-10	Tampa Stadium	Tampa, FL	61,383	Rae
Nov. 26	at Chicago	L	3-14	Soldier Field	Chicago, IL	42,373	Rae
Dec. 3••	GREEN BAY	L	7-17	Tampa Stadium	Tampa, FL	67,754	Rae
Dec. 10	at San Francisco	L	3-6	Candlestick Park	San Francisco, CA	30,931	Rae
Dec. 17	NEW ORLEANS	L	10-17	Tampa Stadium	Tampa, FL	51,207	Williams

1979

Head Coach: John McKay
Preseason (2-2)

DATE	OPPONENT	W/L	SCORE	STADIUM	CITY	ATTEND.	STARTING QB
Aug. 4	WASHINGTON	L	7-9	Tampa Stadium	Tampa, FL	64,493	Williams
Aug. 11	MIAMI	L	7-13	Tampa Stadium	Tampa, FL	64,481	Williams
Aug. 18	NEW ORLEANS	W	14-7	Tampa Stadium	Tampa, FL	49,042	Williams
Aug. 25	at Cincinnati	W	24-13	Riverfront Stadium	Cincinnati, OH	44,120	Williams

Won 10, Lost 6

Sept. 1•	DETROIT	W	31-16	Tampa Stadium	Tampa, FL	68,225	Williams
Sept. 9	at Baltimore	W	29-26 (OT)	Memorial Stadium	Baltimore, MD	36,374	Williams
Sept. 16	at Green Bay	W	21-10	Lambeau Field	Green Bay, WI	55,498	Williams
Sept. 23••	L.A. RAMS	W	21-6	Tampa Stadium	Tampa, FL	69,497	Williams
Sept. 30	at Chicago	W	17-13	Soldier Field	Chicago, IL	55,258	Williams
Oct. 7	at N.Y. Giants	L	14-17	Giants Stadium	East Rutherford, NJ	72,841	Williams
Oct. 14••	NEW ORLEANS	L	14-42	Tampa Stadium	Tampa, FL	67,640	Williams
Oct. 21••	GREEN BAY	W	21-3	Tampa Stadium	Tampa, FL	67,186	Williams
Oct. 28	at Minnesota	W	12-10	Metropolitan Stadium	Bloomington, MN	46,906	Williams
Nov. 4	at Atlanta	L	14-17	Fulton County Stadium	Atlanta, GA	55,150	Williams
Nov. 11	at Detroit	W	16-14	Pontiac Silverdome	Pontiac, MI	70,461	Williams
Nov. 18•	N.Y. GIANTS	W	31-3	Tampa Stadium	Tampa, FL	70,261	Williams
Nov. 25••	MINNESOTA	L	22-23	Tampa Stadium	Tampa, FL	70,039	Williams
Dec. 2••	CHICAGO	L	0-14	Tampa Stadium	Tampa, FL	69,508	Williams
Dec. 9	at San Francisco	L	7-23	Candlestick Park	San Francisco, CA	44,506	Williams
Dec. 16•	KANSAS CITY	W	3-0	Tampa Stadium	Tampa, FL	63,624	Williams

NFC DIVISIONAL PLAYOFF GAME

Dec. 29••	PHILADELPHIA	W	24-17	Tampa Stadium	Tampa, FL	71,402	Williams
-----------	--------------	---	-------	---------------	-----------	--------	----------

NFC CHAMPIONSHIP GAME

Jan. 6••	L.A. RAMS	L	0-9	Tampa Stadium	Tampa, FL	72,033	Williams
----------	-----------	---	-----	---------------	-----------	--------	----------

1980

Head Coach: John McKay
Preseason (3-1)

DATE	OPPONENT	W/L	SCORE	STADIUM	CITY	ATTEND.	STARTING QB
Aug. 11	at Houston	W	21-7	Astrodome	Houston, TX	48,827	Fusina
Aug. 16	ST. LOUIS	L	14-21	Tampa Stadium	Tampa, FL	68,384	Williams
Aug. 23	CINCINNATI	W	20-14 (OT)	Tampa Stadium	Tampa, FL	59,113	Williams
Aug. 29	WASHINGTON	W	11-6	Tampa Stadium	Tampa, FL	62,555	Rae

Won 5, Lost 10, Tied 1

Sept. 7	at Cincinnati	W	17-12	Riverfront Stadium	Cincinnati, OH	35,551	Williams
Sept. 11••	L.A. RAMS	W	10-9	Tampa Stadium	Tampa, FL	66,576	Williams
Sept. 21	at Dallas	L	17-28	Texas Stadium	Irving, TX	62,750	Williams
Sept. 28••	CLEVELAND	L	27-34	Tampa Stadium	Tampa, FL	65,540	Williams
Oct. 6	at Chicago	L	0-23	Soldier Field	Chicago, IL	61,350	Williams
Oct. 12••	GREEN BAY	T	14-14 (OT)	Tampa Stadium	Tampa, FL	64,854	Williams
Oct. 19	at Houston	L	14-20	Astrodome	Houston, TX	48,167	Williams
Oct. 26	at San Francisco	W	24-23	Candlestick Park	San Francisco, CA	51,925	Williams
Nov. 2•	N.Y. GIANTS	W	30-13	Tampa Stadium	Tampa, FL	68,256	Williams
Nov. 9••	PITTSBURGH	L	21-24	Tampa Stadium	Tampa, FL	71,636	Williams
Nov. 16	at Minnesota	L	30-38	Metropolitan Stadium	Bloomington, MN	46,032	Williams
Nov. 23••	DETROIT	L	10-24	Tampa Stadium	Tampa, FL	64,976	Williams
Nov. 30	at Green Bay	W	20-17	Milwaukee County Stadium	Milwaukee, WI	54,225	Williams
Dec. 7••	MINNESOTA	L	10-21	Tampa Stadium	Tampa, FL	65,649	Williams
Dec. 14	at Detroit	L	14-27	Pontiac Silverdome	Pontiac, MI	77,098	Williams
Dec. 20••	CHICAGO	L	13-14	Tampa Stadium	Tampa, FL	55,298	Williams

Tied Fourth – NFC Central

1981

Head Coach: John McKay
Preseason (1-3)

DATE	OPPONENT	W/L	SCORE	STADIUM	CITY	ATTEND.	STARTING QB
Aug. 8	CINCINNATI	L	17-24	Tampa Stadium	Tampa, FL	67,554	Williams
Aug. 15	NEW ENGLAND	L	16-17	Tampa Stadium	Tampa, FL	62,785	Williams
Aug. 22	HOUSTON	W	27-17	Tampa Stadium	Tampa, FL	64,734	Williams
Aug. 28	at Atlanta	L	7-27	Fulton County Stadium	Atlanta, GA	53,668	Fusina

Won 9, Lost 7

First – NFC Central

Sept. 5••	MINNESOTA	W	21-13	Tampa Stadium	Tampa, FL	66,287	Williams
Sept. 13	at Kansas City	L	10-19	Arrowhead Stadium	Kansas City, MO	50,555	Williams
Sept. 20	at Chicago	L	17-28	Soldier Field	Chicago, IL	60,130	Williams
Sept. 27•	ST. LOUIS	W	20-10	Tampa Stadium	Tampa, FL	65,850	Williams
Oct. 4•	DETROIT	W	28-10	Tampa Stadium	Tampa, FL	71,733	Williams
Oct. 11	at Green Bay	W	21-10	Lambeau Field	Green Bay, WI	52,264	Williams
Oct. 18	at Oakland	L	16-18	Oakland-Alameda County Coliseum	Oakland, CA	42,288	Williams
Oct. 25	at Philadelphia	L	10-20	Veterans Stadium	Philadelphia, PA	70,174	Williams
Nov. 1••	CHICAGO	W	20-10	Tampa Stadium	Tampa, FL	68,688	Williams
Nov. 8	at Minnesota	L	10-25	Metropolitan Stadium	Bloomington, MN	47,038	Williams
Nov. 15••	DENVER	L	7-24	Tampa Stadium	Tampa, FL	64,518	Williams
Nov. 22•	GREEN BAY	W	37-3	Tampa Stadium	Tampa, FL	63,251	Williams
Nov. 29	at New Orleans	W	31-14	Louisiana Superdome	New Orleans, LA	62,209	Williams
Dec. 6••	ATLANTA	W	24-23	Tampa Stadium	Tampa, FL	69,221	Williams
Dec. 13••	SAN DIEGO	L	23-24	Tampa Stadium	Tampa, FL	67,388	Williams
Dec. 20	at Detroit	W	20-17	Pontiac Silverdome	Pontiac, MI	80,444	Williams

NFC DIVISIONAL PLAYOFF GAME

Jan. 2	at Dallas	L	0-38	Texas Stadium	Irving, TX	64,848	Williams
--------	-----------	---	------	---------------	------------	--------	----------

1982

Head Coach: John McKay
Preseason (3-1)

DATE	OPPONENT	W/L	SCORE	STADIUM	CITY	ATTEND.	STARTING QB
Aug. 14	PHILADELPHIA	W	35-7	Tampa Stadium	Tampa, FL	65,659	Williams
Aug. 21	WASHINGTON	W	28-13	Tampa Stadium	Tampa, FL	63,896	Williams
Aug. 28	at Houston	L	6-21	Astrodome	Houston, TX	41,007	Golsteyn
Sept. 3	ATLANTA	W	34-0	Tampa Stadium	Tampa, FL	62,933	Williams

Won 5, Lost 4

Tied Fourth – NFC Central

Sept. 12	at Minnesota	L	10-17	HHH Metrodome	Minneapolis, MN	58,440	Williams
Sept. 19•	WASHINGTON	L	13-21	Tampa Stadium	Tampa, FL	66,187	Williams
Nov. 21	at Dallas	L	9-14	Texas Stadium	Irving, TX	49,578	Williams
Nov. 29••	MIAMI	W	23-17	Tampa Stadium	Tampa, FL	65,854	Williams
Dec. 5	at New Orleans	W	13-10	Louisiana Superdome	New Orleans, LA	61,709	Williams
Dec. 12	at N.Y. Jets	L	17-32	Shea Stadium	Flushing, NY	28,147	Williams
Dec. 19•	BUFFALO	W	24-23	Tampa Stadium	Tampa, FL	62,510	Williams
Dec. 26•	DETROIT	W	23-21	Tampa Stadium	Tampa, FL	65,997	Williams
Jan. 2••	CHICAGO	W	26-23 (OT)	Tampa Stadium	Tampa, FL	68,112	Williams

NFC FIRST ROUND PLAYOFF GAME

Jan. 9	at Dallas	L	17-30	Texas Stadium	Irving, TX	65,042	Williams
--------	-----------	---	-------	---------------	------------	--------	----------

Head Coach: John McKay
Preseason (4-0)

DATE	OPPONENT	W/L	SCORE	STADIUM	CITY	ATTEND.	STARTING QB
Aug. 6	NEW ORLEANS	W	20-17	Tampa Stadium	Tampa, FL	53,111	Thompson
Aug. 13	at Houston	W	23-17	Astrodome	Houston, TX	41,107	Thompson
Aug. 20	ATLANTA	W	17-6	Tampa Stadium	Tampa, FL	57,237	Thompson
Aug. 26	NEW ENGLAND	W	41-21	Tampa Stadium	Tampa, FL	52,108	Golsteyn

Fifth – NFC Central

Sept. 4	DETROIT	L	0-11	Tampa Stadium	Tampa, FL	62,154	Golsteyn
Sept. 11	at Chicago	L	10-17	Soldier Field	Chicago, IL	58,186	Golsteyn
Sept. 18	MINNESOTA	L	16-19 (OT)	Tampa Stadium	Tampa, FL	57,567	Thompson
Sept. 25	CINCINNATI	L	17-23	Tampa Stadium	Tampa, FL	56,023	Thompson
Oct. 2	at Green Bay	L	14-55	Lambeau Field	Green Bay, WI	54,272	Thompson
Oct. 9	at Dallas	L	24-27 (OT)	Texas Stadium	Irving, TX	63,308	Thompson
Oct. 16	ST. LOUIS	L	27-34	Tampa Stadium	Tampa, FL	48,224	Thompson
Oct. 23	NEW ORLEANS	L	21-24	Tampa Stadium	Tampa, FL	48,242	Thompson
Oct. 30	at Pittsburgh	L	12-17	Three Rivers Stadium	Pittsburgh, PA	57,648	Thompson
Nov. 6	at Minnesota	W	17-12	HHH Metrodome	Minneapolis, MN	59,239	Thompson
Nov. 13	at Cleveland	L	0-20	Cleveland Municipal Stadium	Cleveland, OH	56,091	Thompson
Nov. 20	CHICAGO	L	0-27	Tampa Stadium	Tampa, FL	36,816	Golsteyn
Nov. 27	HOUSTON	W	33-24	Tampa Stadium	Tampa, FL	38,625	Thompson
Dec. 4	at San Francisco	L	21-35	Candlestick Park	San Francisco, CA	49,773	Thompson
Dec. 12	GREEN BAY	L	9-12 (OT)	Tampa Stadium	Tampa, FL	50,763	Thompson
Dec. 18	at Detroit	L	20-23	Pontiac Silverdome	Pontiac, MI	78,392	Thompson

Head Coach: John McKay
Preseason (3-2)

DATE	OPPONENT	W/L	SCORE	STADIUM	CITY	ATTEND.	STARTING QB
July 28	vs. Seattle	L	0-38	Fawcett Stadium	Canton, OH	22,250	Thompson
Aug. 4	HOUSTON	W	30-17	Tampa Stadium	Tampa, FL	32,774	Thompson
Aug. 11	CINCINNATI	W	21-13	Tampa Stadium	Tampa, FL	33,588	Thompson
Aug. 18	at Atlanta	L	21-52	Fulton County Stadium	Atlanta, GA	29,610	DeBerg
Aug. 24	MIAMI	W	14-13	Tampa Stadium	Tampa, FL	53,023	Thompson

Third – NFC Central

Sept. 2	at Chicago	L	14-34	Soldier Field	Chicago, IL	58,789	Thompson
Sept. 9	at New Orleans	L	13-17	Louisiana Superdome	New Orleans, LA	54,686	Thompson
Sept. 16	DETROIT	W	21-17	Tampa Stadium	Tampa, FL	44,560	Thompson
Sept. 23	at N.Y. Giants	L	14-17	Giants Stadium	East Rutherford, NJ	72,650	DeBerg
Sept. 30	GREEN BAY	W	30-27 (OT)	Tampa Stadium	Tampa, FL	44,487	DeBerg
Oct. 7	MINNESOTA	W	35-31	Tampa Stadium	Tampa, FL	47,405	DeBerg
Oct. 14	at Detroit	L	7-13 (OT)	Pontiac Silverdome	Pontiac, MI	44,308	DeBerg
Oct. 21	CHICAGO	L	9-44	Tampa Stadium	Tampa, FL	60,003	DeBerg
Oct. 28	at Kansas City	L	20-24	Arrowhead Stadium	Kansas City, MO	41,710	DeBerg
Nov. 4	at Minnesota	L	24-27	HHH Metrodome	Minneapolis, MN	54,949	DeBerg
Nov. 11	N.Y. GIANTS	W	20-17	Tampa Stadium	Tampa, FL	46,534	DeBerg
Nov. 18	at San Francisco	L	17-24	Candlestick Park	San Francisco, CA	57,704	DeBerg
Nov. 25	L.A. RAMS	L	33-34	Tampa Stadium	Tampa, FL	42,242	DeBerg
Dec. 2	at Green Bay	L	14-27	Lambeau Field	Green Bay, WI	46,800	DeBerg
Dec. 9	ATLANTA	W	23-6	Tampa Stadium	Tampa, FL	33,808	DeBerg
Dec. 16	N.Y. JETS	W	41-21	Tampa Stadium	Tampa, FL	43,817	DeBerg

1985

Head Coach: Leeman Bennett
Preseason (1-3)

DATE	OPPONENT	W/L	SCORE	STADIUM	CITY	ATTEND.	STARTING QB
Aug. 10	PITTSBURGH	L	27-42	Tampa Stadium	Tampa, FL	47,447	DeBerg
Aug. 17	ATLANTA	L	17-23	Tampa Stadium	Tampa, FL	34,040	Thompson
Aug. 24	at New Orleans	W	14-10	Louisiana Superdome	New Orleans, LA	49,337	DeBerg
Aug. 30	WASHINGTON	L	7-20	Tampa Stadium	Tampa, FL	33,640	DeBerg

Won 2, Lost 14

Sept. 8	at Chicago	L	28-38	Soldier Field	Chicago, IL	57,828	DeBerg
Sept. 15	MINNESOTA	L	16-31	Tampa Stadium	Tampa, FL	46,188	DeBerg
Sept. 22	at New Orleans	L	13-20	Louisiana Superdome	New Orleans, LA	45,320	DeBerg
Sept. 29	at Detroit	L	9-30	Pontiac Silverdome	Pontiac, MI	45,023	DeBerg
Oct. 6	CHICAGO	L	19-27	Tampa Stadium	Tampa, FL	51,795	DeBerg
Oct. 13	L.A. RAMS	L	27-31	Tampa Stadium	Tampa, FL	39,607	DeBerg
Oct. 20	at Miami	L	38-41	Orange Bowl	Miami, FL	62,335	DeBerg
Oct. 27	NEW ENGLAND	L	14-32	Tampa Stadium	Tampa, FL	34,661	DeBerg
Nov. 3	at N.Y. Giants	L	20-22	Giants Stadium	East Rutherford, NJ	72,031	DeBerg
Nov. 10	ST. LOUIS	W	16-0	Tampa Stadium	Tampa, FL	34,736	DeBerg
Nov. 17	at N.Y. Jets	L	28-62	Giants Stadium	East Rutherford, NJ	65,344	DeBerg
Nov. 24	DETROIT	W	19-16 (OT)	Tampa Stadium	Tampa, FL	43,471	Young
Dec. 1	at Green Bay	L	0-21	Lambeau Field	Green Bay, WI	19,856	Young
Dec. 8	at Minnesota	L	7-26	HHH Metrodome	Minneapolis, MN	51,593	Young
Dec. 15	INDIANAPOLIS	L	23-31	Tampa Stadium	Tampa, FL	25,577	Young
Dec. 22	GREEN BAY	L	17-20	Tampa Stadium	Tampa, FL	33,992	Young

Fifth – NFC Central

1986

Head Coach: Leeman Bennett
Preseason (0-4)

DATE	OPPONENT	W/L	SCORE	STADIUM	CITY	ATTEND.	STARTING QB
Aug. 9	ST. LOUIS	L	10-26	Tampa Stadium	Tampa, FL	31,550	Young
Aug. 16	ATLANTA	L	17-20	Tampa Stadium	Tampa, FL	28,797	DeBerg
Aug. 23	WASHINGTON	L	13-21	Tampa Stadium	Tampa, FL	45,136	DeBerg
Aug. 29	at Miami	L	3-21	Orange Bowl	Miami, FL	45,766	DeBerg

Won 2, Lost 14

Sept. 7	SAN FRANCISCO	L	7-31	Tampa Stadium	Tampa, FL	50,780	DeBerg
Sept. 14	MINNESOTA	L	10-23	Tampa Stadium	Tampa, FL	34,579	DeBerg
Sept. 21	at Detroit	W	24-20	Pontiac Silverdome	Pontiac, MI	38,453	Young
Sept. 28	ATLANTA	L	20-23 (OT)	Tampa Stadium	Tampa, FL	38,950	Young
Oct. 5	at L.A. Rams	L	20-26 (OT)	Anaheim Stadium	Anaheim, CA	50,585	Young
Oct. 12	ST. LOUIS	L	19-30	Tampa Stadium	Tampa, FL	33,307	Young
Oct. 19	at New Orleans	L	7-38	Louisiana Superdome	New Orleans, LA	43,355	Young
Oct. 26	at Kansas City	L	20-27	Arrowhead Stadium	Kansas City, MO	36,230	Young
Nov. 2	BUFFALO	W	34-28	Tampa Stadium	Tampa, FL	32,806	Young
Nov. 9	CHICAGO	L	3-23	Tampa Stadium	Tampa, FL	70,097	Young
Nov. 16	at Green Bay	L	7-31	Milwaukee County Stadium	Milwaukee, WI	48,271	Young
Nov. 23	DETROIT	L	17-38	Tampa Stadium	Tampa, FL	30,029	Young
Nov. 30	at Minnesota	L	13-45	HHH Metrodome	Minneapolis, MN	56,235	Young
Dec. 7	at Chicago	L	14-48	Soldier Field	Chicago, IL	52,746	Young
Dec. 14	GREEN BAY	L	7-21	Tampa Stadium	Tampa, FL	30,099	Young
Dec. 21	at St. Louis	L	17-21	Busch Stadium	St. Louis, MO	23,957	Young

Fifth – NFC Central

1987

Head Coach: Ray Perkins
Preseason (2-2)

DATE	OPPONENT	W/L	SCORE	STADIUM	CITY	ATTEND.	STARTING QB
Aug. 15	CINCINNATI	L	30-31	Tampa Stadium	Tampa, FL	52,747	DeBerg
Aug. 22	N.Y. JETS	W	29-27	Tampa Stadium	Tampa, FL	56,598	DeBerg
Aug. 29	WASHINGTON	W	17-10	Tampa Stadium	Tampa, FL	63,845	DeBerg
Sept. 5	at Indianapolis	L	16-23	Hoosier Dome	Indianapolis, IN	50,111	DeBerg

Won 4, Lost 11

Sept. 13	ATLANTA	W	48-10	Tampa Stadium	Tampa, FL	51,250	DeBerg
Sept. 20	at Chicago	L	3-20	Soldier Field	Chicago, IL	63,551	DeBerg
Oct. 4	at Detroit	W	31-27	Pontiac Silverdome	Pontiac, MI	4,919	Reaves
Oct. 11	SAN DIEGO	L	13-17	Tampa Stadium	Tampa, FL	23,873	Reaves
Oct. 18	MINNESOTA	W	20-10	Tampa Stadium	Tampa, FL	20,850	Zorn
Oct. 25•	CHICAGO	L	26-27	Tampa Stadium	Tampa, FL	70,747	DeBerg
Nov. 1	at Green Bay	W	23-17	Milwaukee County Stadium	Milwaukee, WI	50,308	DeBerg
Nov. 8	at St. Louis	L	28-31	Busch Stadium	St. Louis, MO	22,449	DeBerg
Nov. 15	at Minnesota	L	17-23	HHH Metrodome	Minneapolis, MN	48,605	DeBerg
Nov. 22	SAN FRANCISCO	L	10-24	Tampa Stadium	Tampa, FL	63,211	DeBerg
Nov. 29	at L.A. Rams	L	3-35	Anaheim Stadium	Anaheim, CA	45,188	DeBerg
Dec. 6	at New Orleans	L	34-44	Louisiana Superdome	New Orleans, LA	66,471	Testaverde
Dec. 13	DETROIT	L	10-20	Tampa Stadium	Tampa, FL	41,699	Testaverde
Dec. 20	ST. LOUIS	L	14-31	Tampa Stadium	Tampa, FL	32,046	Testaverde
Dec. 27	at Indianapolis	L	6-24	Hoosier Dome	Indianapolis, IN	60,468	Testaverde

Tied Fourth – NFC Central

1988

Head Coach: Ray Perkins
Preseason (0-4)

DATE	OPPONENT	W/L	SCORE	STADIUM	CITY	ATTEND.	STARTING QB
Aug. 6	INDIANAPOLIS	L	7-20	Tampa Stadium	Tampa, FL	44,258	Testaverde
Aug. 13	CLEVELAND	L	3-23	Tampa Stadium	Tampa, FL	50,074	Testaverde
Aug. 20	at Atlanta	L	14-19	Fulton County Stadium	Atlanta, GA	18,141	Testaverde
Aug. 25	vs. Buffalo	L	7-14	Vanderbilt Stadium	Nashville, TN	20,600	Testaverde

Won 5, Lost 11

Third – NFC Central

Sept. 4	PHILADELPHIA	L	14-41	Tampa Stadium	Tampa, FL	43,502	Testaverde
Sept. 11	at Green Bay	W	13-10	Lambeau Field	Green Bay, WI	52,584	Testaverde
Sept. 18	PHOENIX	L	24-30	Tampa Stadium	Tampa, FL	35,034	Testaverde
Sept. 25	at New Orleans	L	9-13	Louisiana Superdome	New Orleans, LA	66,671	Testaverde
Oct. 2	GREEN BAY	W	27-24	Tampa Stadium	Tampa, FL	40,003	Testaverde
Oct. 9	at Minnesota	L	13-14	HHH Metrodome	Minneapolis, MN	55,274	Testaverde
Oct. 16	at Indianapolis	L	31-35	Hoosier Dome	Indianapolis, IN	53,135	Testaverde
Oct. 23	MINNESOTA	L	20-49	Tampa Stadium	Tampa, FL	48,020	Testaverde
Oct. 30•	MIAMI	L	14-17	Tampa Stadium	Tampa, FL	67,352	Ferguson
Nov. 6	at Chicago	L	10-28	Soldier Field	Chicago, IL	56,892	Testaverde
Nov. 13	at Detroit	W	23-20	Pontiac Silverdome	Pontiac, MI	25,956	Testaverde
Nov. 20•	CHICAGO	L	15-27	Tampa Stadium	Tampa, FL	67,070	Testaverde
Nov. 27	at Atlanta	L	10-17	Fulton County Stadium	Atlanta, GA	14,020	Testaverde
Dec. 4	BUFFALO	W	10-5	Tampa Stadium	Tampa, FL	49,498	Testaverde
Dec. 11	at New England	L	7-10 (OT)	Sullivan Stadium	Foxboro, MA	39,889	Testaverde
Dec. 18	DETROIT	W	21-10	Tampa Stadium	Tampa, FL	37,778	Testaverde

1989

Head Coach: Ray Perkins
Preseason (3-1)

DATE	OPPONENT	W/L	SCORE	STADIUM	CITY	ATTEND.	STARTING QB
Aug. 12	HOUSTON	W	41-23	Tampa Stadium	Tampa, FL	37,830	Testaverde
Aug. 19	ATLANTA	W	27-0	Tampa Stadium	Tampa, FL	28,330	Testaverde
Aug. 26	at Indianapolis	L	0-30	Hoosier Dome	Indianapolis, IN	54,750	Testaverde
Sept. 2	at Cleveland	W	27-10	Cleveland Municipal Stadium	Cleveland, OH	62,486	Testaverde

Won 5, Lost 11

Sept. 10	at Green Bay	W	23-21	Lambeau Field	Green Bay, WI	55,650	Testaverde
Sept. 17	SAN FRANCISCO	L	16-20	Tampa Stadium	Tampa, FL	64,087	Testaverde
Sept. 24	NEW ORLEANS	W	20-10	Tampa Stadium	Tampa, FL	44,053	Testaverde
Oct. 1	at Minnesota	L	3-17	HHH Metrodome	Minneapolis, MN	54,817	Testaverde
Oct. 8••	CHICAGO	W	42-35	Tampa Stadium	Tampa, FL	72,077	Testaverde
Oct. 15	DETROIT	L	16-17	Tampa Stadium	Tampa, FL	46,225	Ferguson
Oct. 22	at Washington	L	28-32	RFK Stadium	Washington, D.C.	52,862	Testaverde
Oct. 29	at Cincinnati	L	23-56	Riverfront Stadium	Cincinnati, OH	57,225	Testaverde
Nov. 5	CLEVELAND	L	31-42	Tampa Stadium	Tampa, FL	69,162	Testaverde
Nov. 12	MINNESOTA	L	10-24	Tampa Stadium	Tampa, FL	56,271	Testaverde
Nov. 19	at Chicago	W	32-31	Soldier Field	Chicago, IL	63,826	Testaverde
Nov. 26	at Phoenix	W	14-13	Sun Devil Stadium	Tempe, AZ	33,297	Testaverde
Dec. 3	GREEN BAY	L	16-17	Tampa Stadium	Tampa, FL	58,120	Testaverde
Dec. 10	at Houston	L	17-20	Astrodome	Houston, TX	54,532	Testaverde
Dec. 17	at Detroit	L	7-33	Pontiac Silverdome	Pontiac, MI	40,362	Testaverde
Dec. 24	PITTSBURGH	L	22-31	Tampa Stadium	Tampa, FL	29,690	Ferguson

Fifth – NFC Central

1990

Head Coach:
Ray Perkins (13 Games), Richard Williamson (3 Games)
Preseason (3-1)

DATE	OPPONENT	W/L	SCORE	STADIUM	CITY	ATTEND.	STARTING QB
Aug. 11	CINCINNATI	W	30-17	Tampa Stadium	Tampa, FL	51,014	Testaverde
Aug. 18	vs. New England	W	44-10	Gator Bowl	Jacksonville, FL	51,066	Testaverde
Aug. 24	at Seattle	L	3-10	Kingdome	Seattle, WA	52,301	Testaverde
Aug. 30	N.Y. JETS	W	23-14	Tampa Stadium	Tampa, FL	40,118	Testaverde

Won 6, Lost 10

Sept. 9	at Detroit	W	38-21	Pontiac Silverdome	Pontiac, MI	54,728	Testaverde
Sept. 16	L.A. RAMS	L	14-35	Tampa Stadium	Tampa, FL	59,705	Testaverde
Sept. 23	DETROIT	W	23-20	Tampa Stadium	Tampa, FL	55,075	Testaverde
Sept. 30	at Minnesota	W	23-20 (OT)	HHH Metrodome	Minneapolis, MN	54,462	Testaverde
Oct. 7	at Dallas	L	10-14	Texas Stadium	Irving, TX	60,076	Testaverde
Oct. 14	GREEN BAY	W	26-14	Tampa Stadium	Tampa, FL	67,472	Testaverde
Oct. 21•	DALLAS	L	13-17	Tampa Stadium	Tampa, FL	68,315	Testaverde
Oct. 28	at San Diego	L	10-41	Jack Murphy Stadium	San Diego, CA	40,653	Chandler
Nov. 4••	CHICAGO	L	6-26	Tampa Stadium	Tampa, FL	68,555	Testaverde
Nov. 11	at New Orleans	L	7-35	Louisiana Superdome	New Orleans, LA	67,865	Chandler
Nov. 18	at San Francisco	L	7-31	Candlestick Park	San Francisco, CA	62,221	Chandler
Nov. 25	at Green Bay (Milwaukee)	L	10-20	Milwaukee County Stadium	Milwaukee, WI	53,677	Testaverde
Dec. 2	ATLANTA	W	23-17	Tampa Stadium	Tampa, FL	42,839	Testaverde
Dec. 16	MINNESOTA	W	26-13	Tampa Stadium	Tampa, FL	47,272	Testaverde
Dec. 23	at Chicago	L	14-27	Soldier Field	Chicago, IL	46,456	Testaverde
Dec. 30	N.Y. JETS	L	14-16	Tampa Stadium	Tampa, FL	46,543	Testaverde

Tied Second – NFC Central

1991

Head Coach: Richard Williamson
Preseason (3-1)

DATE	OPPONENT	W/L	SCORE	STADIUM	CITY	ATTEND.	STARTING QB
Aug. 5	at Cleveland	W	23-10	Cleveland Municipal Stadium	Cleveland, OH	64,753	Testaverde
Aug. 10	MIAMI	L	13-29	Tampa Stadium	Tampa, FL	51,387	Testaverde
Aug. 17	at Atlanta	W	12-7	Fulton County Stadium	Atlanta, GA	41,983	Testaverde
Aug. 23	KANSAS CITY	W	20-7	Tampa Stadium	Tampa, FL	33,996	Testaverde
Won 3, Lost 13				Fifth – NFC Central			
Sept. 1	at N.Y. Jets	L	13-16	Giants Stadium	East Rutherford, NJ	61,204	Testaverde
Sept. 8	CHICAGO	L	20-21	Tampa Stadium	Tampa, FL	65,625	Testaverde
Sept. 15	at Green Bay	L	13-15	Lambeau Field	Green Bay, WI	58,114	Testaverde
Sept. 22	BUFFALO	L	10-17	Tampa Stadium	Tampa, FL	57,323	Testaverde
Sept. 29	at Detroit	L	3-31	Pontiac Silverdome	Pontiac, MI	48,784	Chandler
Oct. 6	PHILADELPHIA	W	14-13	Tampa Stadium	Tampa, FL	41,219	Testaverde
Oct. 20	at New Orleans	L	7-23	Louisiana Superdome	New Orleans, LA	68,591	Chandler
Oct. 27	GREEN BAY	L	0-27	Tampa Stadium	Tampa, FL	40,275	Chandler
Nov. 3	at Minnesota	L	13-28	HHH Metrodome	Minneapolis, MN	35,737	Testaverde
Nov. 10	DETROIT	W	30-21	Tampa Stadium	Tampa, FL	37,742	Testaverde
Nov. 17	at Atlanta	L	7-43	Fulton County Stadium	Atlanta, GA	41,274	Testaverde
Nov. 24••	N.Y. GIANTS	L	14-21	Tampa Stadium	Tampa, FL	63,698	Testaverde
Dec. 1	at Miami	L	14-33	Joe Robbie Stadium	Miami, FL	51,036	Testaverde
Dec. 8	MINNESOTA	L	24-26	Tampa Stadium	Tampa, FL	41,091	Testaverde
Dec. 14	at Chicago	L	0-27	Soldier Field	Chicago, IL	54,719	Carlson
Dec. 22	INDIANAPOLIS	W	17-3	Tampa Stadium	Tampa, FL	28,043	Testaverde

1992

Head Coach: Sam Wyche
Preseason (1-3)

DATE	OPPONENT	W/L	SCORE	STADIUM	CITY	ATTEND.	STARTING QB
Aug. 8	at Denver	L	10-31	Mile High Stadium	Denver, CO	66,521	Testaverde
Aug. 15	ATLANTA	W	40-28	Tampa Stadium	Tampa, FL	37,881	Erickson
Aug. 22	at Miami	L	7-22	Joe Robbie Stadium	Miami, FL	42,136	DeBerg
Aug. 28	CLEVELAND	L	3-24	Tampa Stadium	Tampa, FL	40,883	Testaverde
Won 5, Lost 11				Tied Third – NFC Central			
Sept. 6	PHOENIX	W	23-7	Tampa Stadium	Tampa, FL	41,315	Testaverde
Sept. 13	GREEN BAY	W	31-3	Tampa Stadium	Tampa, FL	50,051	Testaverde
Sept. 20	at Minnesota	L	20-26	HHH Metrodome	Minneapolis, MN	48,113	Testaverde
Sept. 27	at Detroit	W	27-23	Pontiac Silverdome	Pontiac, MI	51,374	Testaverde
Oct. 4	INDIANAPOLIS	L	14-24	Tampa Stadium	Tampa, FL	56,585	Testaverde
Oct. 18	at Chicago	L	14-31	Soldier Field	Chicago, IL	61,412	Testaverde
Oct. 25	DETROIT	L	7-38	Tampa Stadium	Tampa, FL	53,995	Testaverde
Nov. 1	at New Orleans	L	21-23	Louisiana Superdome	New Orleans, LA	68,591	DeBerg
Nov. 8	MINNESOTA	L	7-35	Tampa Stadium	Tampa, FL	49,095	DeBerg
Nov. 15••	CHICAGO	W	20-17	Tampa Stadium	Tampa, FL	69,102	Testaverde
Nov. 22	at San Diego	L	14-29	Jack Murphy Stadium	San Diego, CA	43,197	Testaverde
Nov. 29	at Green Bay	L	14-19	Milwaukee County Stadium	Milwaukee, WI	52,347	Testaverde
Dec. 6	L.A. RAMS	L	27-31	Tampa Stadium	Tampa, FL	38,387	Testaverde
Dec. 13	ATLANTA	L	7-35	Tampa Stadium	Tampa, FL	39,056	Testaverde
Dec. 19	at San Francisco	L	14-21	Candlestick Park	San Francisco, CA	60,519	Testaverde
Dec. 27	at Phoenix	W	7-3	Sun Devil Stadium	Tempe, AZ	29,645	Testaverde

1993

Head Coach: Sam Wyche
Preseason (2-2)

DATE	OPPONENT	W/L	SCORE	STADIUM	CITY	ATTEND.	STARTING QB
Aug. 7	DENVER	L	7-23	Tampa Stadium	Tampa, FL	38,020	Erickson
Aug. 14	at Atlanta	L	10-20	Georgia Dome	Atlanta, GA	49,108	DeBerg
Aug. 21	vs. Buffalo	W	32-12	Florida Citrus Bowl	Orlando, FL	37,125	DeBerg
Aug. 27	CLEVELAND	W	23-20	Tampa Stadium	Tampa, FL	41,769	DeBerg

Won 5, Lost 11

Fifth – NFC Central

Sept. 5	KANSAS CITY	L	3-27	Tampa Stadium	Tampa, FL	63,378	DeBerg
Sept. 12	at N.Y. Giants	L	7-23	Giants Stadium	East Rutherford, NJ	75,891	Erickson
Sept. 26	at Chicago	L	17-47	Soldier Field	Chicago, IL	58,329	Erickson
Oct. 3	DETROIT	W	27-10	Tampa Stadium	Tampa, FL	40,794	Erickson
Oct. 10	at Minnesota	L	0-15	HHH Metrodome	Minneapolis, MN	53,562	Erickson
Oct. 24	GREEN BAY	L	14-37	Tampa Stadium	Tampa, FL	47,354	Erickson
Oct. 31	at Atlanta	W	31-24	Georgia Dome	Atlanta, GA	50,647	Erickson
Nov. 7	at Detroit	L	0-23	Pontiac Silverdome	Pontiac, MI	65,295	Erickson
Nov. 14	SAN FRANCISCO	L	21-45	Tampa Stadium	Tampa, FL	43,835	Erickson
Nov. 21	MINNESOTA	W	23-10	Tampa Stadium	Tampa, FL	40,848	Erickson
Nov. 28	at Green Bay	L	10-13	Lambeau Field	Green Bay, WI	56,995	Erickson
Dec. 5	WASHINGTON	L	17-23	Tampa Stadium	Tampa, FL	49,035	Erickson
Dec. 12	CHICAGO	W	13-10	Tampa Stadium	Tampa, FL	56,667	Erickson
Dec. 19	at L.A. Raiders	L	20-27	L.A. Coliseum	Los Angeles, CA	40,532	Erickson
Dec. 26	at Denver	W	17-10	Mile High Stadium	Denver, CO	73,434	Erickson
Jan. 2	SAN DIEGO	L	17-32	Tampa Stadium	Tampa, FL	35,587	Erickson

1994

Head Coach: Sam Wyche
Preseason (2-2)

DATE	OPPONENT	W/L	SCORE	STADIUM	CITY	ATTEND.	STARTING QB
Aug. 6	CINCINNATI	W	17-16	Tampa Stadium	Tampa, FL	34,106	Erickson
Aug. 13	at Seattle	L	6-29	Husky Stadium	Seattle, WA	43,633	Erickson
Aug. 20	at Miami	W	29-14	Joe Robbie Stadium	Miami, FL	51,242	Erickson
Aug. 26	N.Y. JETS	L	9-10	Tampa Stadium	Tampa, FL	36,488	Erickson

Won 6, Lost 10

Fifth – NFC Central

Sept. 4	at Chicago	L	9-21	Soldier Field	Chicago, IL	61,844	Erickson
Sept. 11	INDIANAPOLIS	W	24-10	Tampa Stadium	Tampa, FL	36,631	Erickson
Sept. 18	NEW ORLEANS	L	7-9	Tampa Stadium	Tampa, FL	45,522	Erickson
Sept. 25	at Green Bay	L	3-30	Lambeau Field	Green Bay, WI	58,551	Erickson
Oct. 2	DETROIT	W	24-14	Tampa Stadium	Tampa, FL	38,012	Erickson
Oct. 9	at Atlanta	L	13-34	Georgia Dome	Atlanta, GA	52,633	Erickson
Oct. 23	at San Francisco	L	16-41	Candlestick Park	San Francisco, CA	62,741	DiIfer
Oct. 30	MINNESOTA	L	13-36	Tampa Stadium	Tampa, FL	42,110	Erickson
Nov. 6	CHICAGO	L	6-20	Tampa Stadium	Tampa, FL	60,821	DiIfer
Nov. 13	at Detroit	L	9-14	Pontiac Silverdome	Pontiac, MI	50,814	Erickson
Nov. 20	at Seattle	L	21-22	Kingdome	Seattle, WA	37,466	Erickson
Nov. 27	at Minnesota	W	20-17 (OT)	HHH Metrodome	Minneapolis, MN	47,259	Erickson
Dec. 4	WASHINGTON	W	26-21	Tampa Stadium	Tampa, FL	45,121	Erickson
Dec. 11	L.A. RAMS	W	24-14	Tampa Stadium	Tampa, FL	34,150	Erickson
Dec. 18	at Washington	W	17-14	RFK Stadium	Washington, DC	47,315	Erickson
Dec. 24*	GREEN BAY	L	19-34	Tampa Stadium	Tampa, FL	65,076	Erickson

1995

Head Coach: Sam Wyche
Preseason (3-1)

DATE	OPPONENT	W/L	SCORE	STADIUM	CITY	ATTEND.	STARTING QB
Aug. 5	N.Y. JETS	L	3-9	Tampa Stadium	Tampa, FL	47,311	Dilfer
Aug. 11	at Cincinnati	W	31-7	Riverfront Stadium	Cincinnati, OH	46,374	Dilfer
Aug. 19	PITTSBURGH	W	20-7	Tampa Stadium	Tampa, FL	52,783	Dilfer
Aug. 25	vs. Miami (Orlando)	W	24-17	Florida Citrus Bowl	Orlando, FL	58,595	Dilfer

Won 7, Lost 9

Sept. 3	at Philadelphia	W	21-6	Veterans Stadium	Philadelphia, PA	66,266	Dilfer
Sept. 10	at Cleveland	L	6-22	Cleveland Municipal Stadium	Cleveland, OH	61,083	Dilfer
Sept. 17	CHICAGO	L	6-25	Tampa Stadium	Tampa, FL	71,507	Dilfer
Sept. 24	WASHINGTON	W	14-6	Tampa Stadium	Tampa, FL	49,234	Dilfer
Oct. 1	at Carolina	W	20-13	Memorial Stadium	Clemson, SC	50,076	Dilfer
Oct. 8	CINCINNATI	W	19-16	Tampa Stadium	Tampa, FL	41,732	Dilfer
Oct. 15	MINNESOTA	W	20-17 (OT)	Tampa Stadium	Tampa, FL	55,703	Dilfer
Oct. 22	ATLANTA	L	21-24	Tampa Stadium	Tampa, FL	66,135	Dilfer
Oct. 29	at Houston	L	7-19	Astrodome	Houston, TX	31,489	Dilfer
Nov. 12	at Detroit	L	24-27	Pontiac Silverdome	Pontiac, MI	60,644	Dilfer
Nov. 19	JACKSONVILLE	W	17-16	Tampa Stadium	Tampa, FL	71,629	Dilfer
Nov. 26	at Green Bay	L	13-35	Lambeau Field	Green Bay, WI	59,218	Dilfer
Dec. 3	at Minnesota	L	17-31	HHH Metrodome	Minneapolis, MN	52,879	Dilfer
Dec. 10	GREEN BAY	W	13-10 (OT)	Tampa Stadium	Tampa, FL	67,557	Dilfer
Dec. 17	at Chicago	L	10-31	Soldier Field	Chicago, IL	49,475	Dilfer
Dec. 23	DETROIT	L	10-37	Tampa Stadium	Tampa, FL	50,049	Dilfer

Fifth – NFC Central

1996

Head Coach: Tony Dungy
Preseason (1-3)

DATE	OPPONENT	W/L	SCORE	STADIUM	CITY	ATTEND.	STARTING QB
Aug. 3	at Miami	L	10-13	Joe Robbie Stadium	Miami, FL	51,141	Dilfer
Aug. 10	ATLANTA	W	16-0	Houlihan's Stadium	Tampa, FL	32,855	Dilfer
Aug. 17	at Pittsburgh	L	3-13	Three Rivers Stadium	Pittsburgh, PA	50,522	Dilfer
Aug. 23	MIAMI	L	7-19	Houlihan's Stadium	Tampa, FL	40,137	Dilfer

Won 6, Lost 10

Fourth – NFC Central

Sept. 1	GREEN BAY	L	3-34	Houlihan's Stadium	Tampa, FL	54,102	Dilfer
Sept. 8	at Detroit	L	6-21	Pontiac Silverdome	Pontiac, MI	54,229	Dilfer
Sept. 15	at Denver	L	23-27	Mile High Stadium	Denver, CO	71,535	Dilfer
Sept. 22	SEATTLE	L	13-17	Houlihan's Stadium	Tampa, FL	30,212	Dilfer
Sept. 29	DETROIT	L	0-27	Houlihan's Stadium	Tampa, FL	34,961	Dilfer
Oct. 13	MINNESOTA	W	24-13	Houlihan's Stadium	Tampa, FL	32,175	Dilfer
Oct. 20	at Arizona	L	9-13	Sun Devil Stadium	Tempe, AZ	27,738	Dilfer
Oct. 27	at Green Bay	L	7-13	Lambeau Field	Green Bay, WI	60,627	Dilfer
Nov. 3	at Chicago	L	10-13	Soldier Field	Chicago, IL	58,727	Dilfer
Nov. 10	OAKLAND	W	20-17 (OT)	Houlihan's Stadium	Tampa, FL	45,392	Dilfer
Nov. 17	at San Diego	W	25-17	Jack Murphy Stadium	San Diego, CA	57,526	Dilfer
Nov. 24	NEW ORLEANS	W	13-7	Houlihan's Stadium	Tampa, FL	40,203	Dilfer
Dec. 1	at Carolina	L	0-24	Ericsson Stadium	Charlotte, NC	57,623	Dilfer
Dec. 8	WASHINGTON	W	24-10	Houlihan's Stadium	Tampa, FL	44,733	Dilfer
Dec. 15	at Minnesota	L	10-21	HHH Metrodome	Minneapolis, MN	49,302	Dilfer
Dec. 22	CHICAGO	W	34-19	Houlihan's Stadium	Tampa, FL	51,572	Dilfer

1997

Head Coach: Tony Dungy
Preseason (1-3)

DATE	OPPONENT	W/L	SCORE	STADIUM	CITY	ATTEND.	STARTING QB
Aug. 2	WASHINGTON	L	8-20	Houlihan's Stadium	Tampa, FL	41,360	Dilfer
Aug. 9	at Atlanta	L	12-17	Georgia Dome	Atlanta, GA	34,219	Dilfer
Aug. 16	MIAMI	W	24-10	Houlihan's Stadium	Tampa, FL	35,024	Dilfer
Aug. 22	vs. N.Y. Jets	L	9-15 (OT)	Florida Citrus Bowl	Orlando, FL	21,342	Dilfer

Won 10, Lost 6

Second – NFC Central

Aug. 31	SAN FRANCISCO	W	13-6	Houlihan's Stadium	Tampa, FL	62,554	Dilfer
Sept. 7	at Detroit	W	24-17	Pontiac Silverdome	Pontiac, MI	58,234	Dilfer
Sept. 14	at Minnesota	W	28-14	HHH Metrodome	Minneapolis, MN	63,697	Dilfer
Sept. 21••	MIAMI	W	31-21	Houlihan's Stadium	Tampa, FL	73,314	Dilfer
Sept. 28	ARIZONA	W	19-18	Houlihan's Stadium	Tampa, FL	53,804	Dilfer
Oct. 5	at Green Bay	L	16-21	Lambeau Field	Green Bay, WI	60,100	Dilfer
Oct. 12	DETROIT	L	9-27	Houlihan's Stadium	Tampa, FL	72,095	Dilfer
Oct. 26	MINNESOTA	L	6-10	Houlihan's Stadium	Tampa, FL	66,815	Dilfer
Nov. 2	at Indianapolis	W	31-28	RCA Dome	Indianapolis, IN	58,512	Dilfer
Nov. 9	at Atlanta	W	31-10	Georgia Dome	Atlanta, GA	46,018	Dilfer
Nov. 16••	NEW ENGLAND	W	27-7	Houlihan's Stadium	Tampa, FL	70,479	Dilfer
Nov. 23	at Chicago	L	7-13	Soldier Field	Chicago, IL	43,955	Dilfer
Nov. 30	at N.Y. Giants	W	20-8	Giants Stadium	East Rutherford, NJ	68,678	Dilfer
Dec. 7••	GREEN BAY	L	6-17	Houlihan's Stadium	Tampa, FL	73,523	Dilfer
Dec. 14	at N.Y. Jets	L	0-31	Giants Stadium	East Rutherford, NJ	60,122	Dilfer
Dec. 21••	CHICAGO	W	31-15	Houlihan's Stadium	Tampa, FL	70,930	Dilfer

NFC WILD CARD PLAYOFF GAME

Dec. 28••	DETROIT	W	20-10	Houlihan's Stadium	Tampa, FL	73,361	Dilfer
-----------	---------	---	-------	--------------------	-----------	--------	--------

NFC DIVISIONAL PLAYOFF GAME

Jan. 4	at Green Bay	L	7-21	Lambeau Field	Green Bay, WI	60,327	Dilfer
--------	--------------	---	------	---------------	---------------	--------	--------

1998

Head Coach: Tony Dungy
Preseason (2-3)

DATE	OPPONENT	W/L	SCORE	STADIUM	CITY	ATTEND.	STARTING QB
Aug. 1	vs. Pittsburgh	W	30-6	Fawcett Stadium	Canton, OH	23,875	Dilfer
Aug. 8	vs. Kansas City	L	13-17	Owens Field	Norman, OK	43,657	Dilfer
Aug. 13	at Miami	L	13-14	Pro Player Stadium	Miami, FL	59,184	Dilfer
Aug. 24	at Oakland	W	41-7	Oakland-Alameda County Stadium	Oakland, CA	32,017	Dilfer
Aug. 28	at New Orleans	L	6-10	Louisiana Superdome	New Orleans, LA	43,774	Walsh

Won 8, Lost 8

Third – NFC Central

Sept. 6	at Minnesota	L	7-31	HHH Metrodome	Minneapolis, MN	62,538	Dilfer
Sept. 13	at Green Bay	L	15-23	Lambeau Field	Green Bay, WI	60,124	Dilfer
Sept. 20••	CHICAGO	W	27-15	Raymond James Stadium	Tampa, FL	64,328	Dilfer
Sept. 28	at Detroit	L	6-27	Pontiac Silverdome	Pontiac, MI	74,724	Dilfer
Oct. 4••	N.Y. GIANTS	W	20-3	Raymond James Stadium	Tampa, FL	64,989	Dilfer
Oct. 18••	CAROLINA	W	16-13	Raymond James Stadium	Tampa, FL	63,600	Dilfer
Oct. 25	at New Orleans	L	3-9	Louisiana Superdome	New Orleans, LA	62,695	Dilfer
Nov. 1••	MINNESOTA	W	27-24	Raymond James Stadium	Tampa, FL	64,979	Dilfer
Nov. 8••	TENNESSEE	L	22-31	Raymond James Stadium	Tampa, FL	65,054	Dilfer
Nov. 15	at Jacksonville	L	24-29	ALLTEL Stadium	Jacksonville, FL	72,974	Dilfer
Nov. 22••	DETROIT	L	25-28	Raymond James Stadium	Tampa, FL	64,265	Dilfer
Nov. 29	at Chicago	W	31-17	Soldier Field	Chicago, IL	51,938	Dilfer
Dec. 7••	GREEN BAY	W	24-22	Raymond James Stadium	Tampa, FL	65,497	Dilfer
Dec. 13••	PITTSBURGH	W	16-3	Raymond James Stadium	Tampa, FL	65,335	Dilfer
Dec. 19	at Washington	L	16-20	Jack Kent Cooke Stadium	Landover, MD	66,309	Dilfer
Dec. 27	at Cincinnati	W	35-0	Cinergy Field	Cincinnati, OH	49,826	Dilfer

Head Coach: Tony Dungy
Preseason (4-0)

DATE	OPPONENT	W/L	SCORE	STADIUM	CITY	ATTEND.	STARTING QB
Aug. 14	CLEVELAND	W	30-3	Raymond James Stadium	Tampa, FL	63,963	Dilfer
Aug. 21	at Kansas City	W	17-7	Arrowhead Stadium	Kansas City, MO	76,292	Dilfer
Aug. 28	NEW ENGLAND	W	45-14	Raymond James Stadium	Tampa, FL	64,092	Dilfer
Sept. 3	at Washington	W	16-13	Redskins Stadium	Landover, MD	63,722	Dilfer

First – NFC Central

Sept. 12	••	N.Y. GIANTS	L	13-17	Raymond James Stadium	Tampa, FL	65,026	Dilfer
Sept. 19		at Philadelphia	W	19-5	Veterans Stadium	Philadelphia, PA	64,285	Dilfer
Sept. 26	••	DENVER	W	13-10	Raymond James Stadium	Tampa, FL	65,297	Dilfer
Oct. 3		at Minnesota	L	14-21	HHH Metrodome	Minneapolis, MN	64,106	Dilfer
Oct. 10		at Green Bay	L	23-26	Lambeau Field	Green Bay, WI	59,868	Dilfer
Oct. 24	••	CHICAGO	W	6-3	Raymond James Stadium	Tampa, FL	65,283	Dilfer
Oct. 31		at Detroit	L	3-20	Pontiac Silverdome	Pontiac, MI	63,135	Zeier
Nov. 7		at New Orleans	W	31-16	Louisiana Superdome	New Orleans, LA	47,129	Dilfer
Nov. 14	••	KANSAS CITY	W	17-10	Raymond James Stadium	Tampa, FL	64,927	Dilfer
Nov. 21	••	ATLANTA	W	19-10	Raymond James Stadium	Tampa, FL	65,158	Dilfer
Nov. 28		at Seattle	W	16-3	Kingdome	Seattle, WA	66,314	Dilfer
Dec. 6	••	MINNESOTA	W	24-17	Raymond James Stadium	Tampa, FL	65,741	King
Dec. 12	••	DETROIT	W	23-16	Raymond James Stadium	Tampa, FL	65,536	King
Dec. 19		at Oakland	L	0-45	Network Associates Coliseum	Oakland, CA	46,395	King
Dec. 26	••	GREEN BAY	W	29-10	Raymond James Stadium	Tampa, FL	65,723	King
Jan. 2		at Chicago	W	20-6	Soldier Field	Chicago, IL	66,944	King

Jan. 15•• WASHINGTON W
NFC CHAMPIONSHIP GAME

Jan. 23	at St. Louis	L	6-11	Trans World Dome	St. Louis, MO	66,496	King
---------	--------------	---	------	------------------	---------------	--------	------

Head Coach: Tony Dungy
Preseason (3-1)

DATE	OPPONENT	W/L	SCORE	STADIUM	CITY	ATTEND.	STARTING QB
Aug. 4	WASHINGTON	W	13-12	Raymond James Stadium	Tampa, FL	65,003	King
Aug. 10	at Miami	L	13-15	Pro Player Stadium	Miami, FL	58,703	King
Aug. 20	at New England	W	31-21	Foxboro Stadium	Foxboro, MA	60,292	King
Aug. 25	KANSAS CITY	W	37-14	Raymond James Stadium	Tampa, FL	64,267	King

Second – NFC Central

Sept. 3	at New England	W	21-16	Foxboro Stadium	Foxboro, MA	60,292	King
Sept. 10●	CHICAGO	W	41-0	Raymond James Stadium	Tampa, FL	65,569	King
Sept. 17	at Detroit	W	31-10	Pontiac Silverdome	Pontiac, MI	76,928	King
Sept. 24●	N.Y. JETS	L	17-21	Raymond James Stadium	Tampa, FL	65,619	King
Oct. 1	at Washington	L	17-20 (OT)	FedEx Field	Landover, MD	83,532	King
Oct. 9	at Minnesota	L	23-30	HHH Metrodome	Minneapolis, MN	64,162	King
Oct. 19●	DETROIT	L	14-28	Raymond James Stadium	Tampa, FL	65,557	King
Oct. 29●	MINNESOTA	W	41-13	Raymond James Stadium	Tampa, FL	65,589	King
Nov. 5	at Atlanta	W	27-14	Georgia Dome	Atlanta, GA	70,097	King
Nov. 12●	GREEN BAY	W	20-15	Raymond James Stadium	Tampa, FL	65,621	King
Nov. 19	at Chicago	L	10-13	Soldier Field	Chicago, IL	66,944	King
Nov. 26●	BUFFALO	W	31-17	Raymond James Stadium	Tampa, FL	65,546	King
Dec. 3●	DALLAS	W	27-7	Raymond James Stadium	Tampa, FL	65,621	King
Dec. 10	at Miami	W	16-13	Pro Player Stadium	Miami, FL	74,307	King
Dec. 18●	ST. LOUIS	W	38-35	Raymond James Stadium	Tampa, FL	65,653	King
Dec. 24	at Green Bay	L	14-17 (OT)	Lambeau Field	Green Bay, WI	59,692	King

Dec. 31	at Philadelphia	L	3-21	Veterans Stadium	Philadelphia, PA	65,813	King
---------	-----------------	---	------	------------------	------------------	--------	------

2001

Head Coach: Tony Dungy
Preseason (1-3)

DATE	OPPONENT	W/L	SCORE	STADIUM	CITY	ATTEND.	STARTING QB
Aug. 13	MIAMI	L	14-17	Raymond James Stadium	Tampa, FL	65,308	B. Johnson
Aug. 18	at Cleveland	L	6-7	Cleveland Browns Stadium	Cleveland, OH	72,018	B. Johnson
Aug. 25	NEW ENGLAND	W	20-3	Raymond James Stadium	Tampa, FL	65,444	B. Johnson
Aug. 31	at Atlanta	L	7-36	Georgia Dome	Atlanta, GA	44,162	B. Johnson

Won 9, Lost 7

Sept. 9	at Dallas	W	10-6	Texas Stadium	Irving, TX	61,521	B. Johnson
Sept. 30	at Minnesota	L	16-20	HHH Metrodome	Minneapolis, MN	64,105	B. Johnson
Oct. 7••	GREEN BAY	W	14-10	Raymond James Stadium	Tampa, FL	65,510	B. Johnson
Oct. 14	at Tennessee	L	28-31 (OT)	Adelphia Coliseum	Nashville, TN	68,798	B. Johnson
Oct. 21••	PITTSBURGH	L	10-17	Raymond James Stadium	Tampa, FL	65,588	B. Johnson
Oct. 28••	MINNESOTA	W	41-14	Raymond James Stadium	Tampa, FL	65,558	B. Johnson
Nov. 4	at Green Bay	L	20-21	Lambeau Field	Green Bay, WI	59,861	B. Johnson
Nov. 11	at Detroit	W	20-17	Pontiac Silverdome	Pontiac, MI	74,268	B. Johnson
Nov. 18••	CHICAGO	L	24-27	Raymond James Stadium	Tampa, FL	65,612	B. Johnson
Nov. 26	at St. Louis	W	24-17	Dome at America's Center	St. Louis, MO	66,198	B. Johnson
Dec. 2	at Cincinnati	W	16-13 (OT)	Paul Brown Stadium	Cincinnati, OH	52,135	B. Johnson
Dec. 9••	DETROIT	W	15-12	Raymond James Stadium	Tampa, FL	65,514	B. Johnson
Dec. 16	at Chicago	L	3-27	Soldier Field	Chicago, IL	66,944	B. Johnson
Dec. 23••	NEW ORLEANS	W	48-21	Raymond James Stadium	Tampa, FL	65,526	B. Johnson
Dec. 29••	BALTIMORE	W	22-10	Raymond James Stadium	Tampa, FL	65,619	B. Johnson
Jan. 6••	PHILADELPHIA	L	13-17	Raymond James Stadium	Tampa, FL	65,541	B. Johnson

Third – NFC Central

NFC WILD CARD PLAYOFF GAME

Jan. 12	at Philadelphia	L	9-31	Veterans Stadium	Philadelphia, PA	65,847	B. Johnson
---------	-----------------	---	------	------------------	------------------	--------	------------

2002

Head Coach: Jon Gruden
Preseason (3-1)

DATE	OPPONENT	W/L	SCORE	STADIUM	CITY	ATTEND.	STARTING QB
Aug. 12	MIAMI	W	14-10	Raymond James Stadium	Tampa, FL	65,008	B. Johnson
Aug. 16	at Jacksonville	W	20-0	ALLTEL Stadium	Jacksonville, FL	47,036	B. Johnson
Aug. 24	WASHINGTON	L	10-40	Raymond James Stadium	Tampa, FL	65,598	B. Johnson
Aug. 30	at Houston	W	17-13	Reliant Stadium	Houston, TX	68,371	B. Johnson

Won 12, Lost 4

Sept. 8••	NEW ORLEANS	L	20-26 (OT)	Raymond James Stadium	Tampa, FL	65,554	B. Johnson
Sept. 15	at Baltimore	W	25-0	Ravens Stadium	Baltimore, MD	69,304	B. Johnson
Sept. 23••	ST. LOUIS	W	26-14	Raymond James Stadium	Tampa, FL	65,652	B. Johnson
Sept. 29	at Cincinnati	W	35-7	Paul Brown Stadium	Cincinnati, OH	57,234	B. Johnson
Oct. 6	at Atlanta	W	20-6	Georgia Dome	Atlanta, GA	68,936	B. Johnson
Oct. 13••	CLEVELAND	W	17-3	Raymond James Stadium	Tampa, FL	65,625	B. Johnson
Oct. 20	at Philadelphia	L	10-20	Veterans Stadium	Philadelphia, PA	65,523	B. Johnson
Oct. 27	at Carolina	W	12-9	Ericsson Stadium	Charlotte, NC	72,892	R. Johnson
Nov. 3••	MINNESOTA	W	38-24	Raymond James Stadium	Tampa, FL	65,667	B. Johnson
Nov. 17••	CAROLINA	W	23-10	Raymond James Stadium	Tampa, FL	65,527	B. Johnson
Nov. 24••	GREEN BAY	W	21-7	Raymond James Stadium	Tampa, FL	65,672	B. Johnson
Dec. 1	at New Orleans	L	20-23	Louisiana Superdome	New Orleans, LA	68,226	B. Johnson
Dec. 8••	ATLANTA	W	34-10	Raymond James Stadium	Tampa, FL	65,648	B. Johnson
Dec. 15	at Detroit	W	23-20	Ford Field	Detroit, MI	61,942	B. Johnson
Dec. 23••	PITTSBURGH	L	7-17	Raymond James Stadium	Tampa, FL	65,684	King
Dec. 29	at Chicago	W	15-0	Memorial Stadium	Champaign, IL	55,832	R. Johnson

First – NFC South

NFC DIVISIONAL PLAYOFF GAME

Jan. 12••	SAN FRANCISCO	W	31-6	Raymond James Stadium	Tampa, FL	65,559	B. Johnson
-----------	---------------	---	------	-----------------------	-----------	--------	------------

NFC CHAMPIONSHIP GAME

Jan. 19	at Philadelphia	W	27-10	Veterans Stadium	Philadelphia, PA	66,713	B. Johnson
---------	-----------------	---	-------	------------------	------------------	--------	------------

SUPER BOWL XXXVII

Jan. 26	Oakland	W	48-21	Qualcomm Stadium	San Diego, CA	67,603	B. Johnson
---------	---------	---	-------	------------------	---------------	--------	------------

2003

Head Coach: Jon Gruden
Preseason (4-1)

DATE	OPPONENT	W/L	SCORE	STADIUM	CITY	ATTEND.	STARTING QB
Aug. 2	vs. N.Y. Jets	W	30-14	Tokyo Dome	Tokyo, Japan	43,601	B. Johnson
Aug. 8	at Miami	W	20-19	Pro Player Stadium	Miami, FL	62,261	B. Johnson
Aug. 18	at St. Louis	L	16-26	Edward Jones Dome	St. Louis, MO	65,368	B. Johnson
Aug. 23	JACKSONVILLE	W	10-6	Raymond James Stadium	Tampa, FL	65,266	B. Johnson
Aug. 28	HOUSTON	W	34-3	Raymond James Stadium	Tampa, FL	64,808	B. Johnson

Won 7, Lost 9

Sept. 8	at Philadelphia	W	17-0	Lincoln Financial Field	Philadelphia, PA	67,772	B. Johnson
Sept. 14	•• CAROLINA	L	9-12 (OT)	Raymond James Stadium	Tampa, FL	65,621	B. Johnson
Sept. 21	at Atlanta	W	31-10	Georgia Dome	Atlanta, GA	70,871	B. Johnson
Oct. 6	•• INDIANAPOLIS	L	35-38 (OT)	Raymond James Stadium	Tampa, FL	65,647	B. Johnson
Oct. 12	at Washington	W	35-13	FedEx Field	Landover, MD	85,490	B. Johnson
Oct. 19	at San Francisco	L	7-24	3COM Park	San Francisco, CA	67,809	B. Johnson
Oct. 26	•• DALLAS	W	16-0	Raymond James Stadium	Tampa, FL	65,602	B. Johnson
Nov. 2	•• NEW ORLEANS	L	14-17	Raymond James Stadium	Tampa, FL	65,524	B. Johnson
Nov. 9	at Carolina	L	24-27	Ericsson Stadium	Charlotte, NC	73,345	B. Johnson
Nov. 16	•• GREEN BAY	L	13-20	Raymond James Stadium	Tampa, FL	65,614	B. Johnson
Nov. 24	•• N.Y. GIANTS	W	19-13	Raymond James Stadium	Tampa, FL	65,648	B. Johnson
Nov. 30	at Jacksonville	L	10-17	ALLTEL Stadium	Jacksonville, FL	60,543	B. Johnson
Dec. 7	at New Orleans	W	14-7	Louisiana Superdome	New Orleans, LA	68,442	B. Johnson
Dec. 14	•• HOUSTON	W	16-3	Raymond James Stadium	Tampa, FL	65,124	B. Johnson
Dec. 20	•• ATLANTA	L	28-30	Raymond James Stadium	Tampa, FL	65,572	B. Johnson
Dec. 28	at Tennessee	L	13-33	The Coliseum	Nashville, TN	68,809	B. Johnson

Third – NFC South

2004

Head Coach: Jon Gruden
Preseason (3-1)

DATE	OPPONENT	W/L	SCORE	STADIUM	CITY	ATTEND.	STARTING QB
Aug. 16	CINCINNATI	W	20-6	Raymond James Stadium	Tampa, FL	56,184	B. Johnson
Aug. 20	at Jacksonville	L	6-14	ALLTEL Stadium	Jacksonville, FL	50,021	B. Johnson
Aug. 28	MIAMI	W	17-10	Raymond James Stadium	Tampa, FL	64,992	B. Johnson
Sept. 2	at Houston	W	17-9	Reliant Stadium	Houston, TX	70,224	B. Johnson

Won 5, Lost 11

Sept. 12	at Washington	L	10-16	FedEx Field	Landover, MD	90,098	B. Johnson
Sept. 19	•• SEATTLE	L	6-10	Raymond James Stadium	Tampa, FL	65,089	B. Johnson
Sept. 26	at Oakland	L	20-30	Network Associates Coliseum	Oakland, CA	60,874	B. Johnson
Oct. 3	•• DENVER	L	13-16	Raymond James Stadium	Tampa, FL	65,341	B. Johnson
Oct. 10	at New Orleans	W	20-17	Louisiana Superdome	New Orleans, LA	64,900	Simms
Oct. 18	at St. Louis	L	21-28	Edward Jones Dome	St. Louis, MO	66,040	Griese
Oct. 24	•• CHICAGO	W	19-7	Raymond James Stadium	Tampa, FL	65,550	Griese
Nov. 7	•• KANSAS CITY	W	34-31	Raymond James Stadium	Tampa, FL	65,495	Griese
Nov. 14	at Atlanta	L	14-24	Georgia Dome	Atlanta, GA	70,810	Griese
Nov. 21	•• SAN FRANCISCO	W	35-3	Raymond James Stadium	Tampa, FL	65,234	Griese
Nov. 28	at Carolina	L	14-21	Bank of America Stadium	Charlotte, NC	73,124	Griese
Dec. 5	•• ATLANTA	W	27-0	Raymond James Stadium	Tampa, FL	65,556	Griese
Dec. 12	at San Diego	L	24-31	Qualcomm Stadium	San Diego, CA	65,858	Griese
Dec. 19	•• NEW ORLEANS	L	17-21	Raymond James Stadium	Tampa, FL	65,075	Griese
Dec. 26	•• CAROLINA	L	20-37	Raymond James Stadium	Tampa, FL	65,380	Griese
Jan. 2	at Arizona	L	7-12	Sun Devil Stadium	Tempe, AZ	31,650	Simms

Fourth – NFC South

2005

Head Coach: Jon Gruden
Preseason (2-2)

DATE	OPPONENT	W/L	SCORE	STADIUM	CITY	ATTEND.	STARTING QB
Aug. 12	at Tennessee	W	20-17 (OT)	The Coliseum	Nashville, TN	69,010	Griese
Aug. 20	JACKSONVILLE	L	17-20	Raymond James Stadium	Tampa, FL	64,089	Griese
Aug. 27	at Miami	L	14-17	Dolphin Stadium	Miami, FL	67,892	Griese
Sept. 1	HOUSTON	W	38-14	Raymond James Stadium	Tampa, FL	63,591	Griese

Won 11, Lost 5

First – NFC South

Sept. 11	at Minnesota	W	24-13	HHH Metrodome	Minneapolis, MN	63,939	Griese
Sept. 18••	BUFFALO	W	19-3	Raymond James Stadium	Tampa, FL	64,777	Griese
Sept. 25	at Green Bay	W	17-16	Lambeau Field	Green Bay, WI	70,518	Griese
Oct. 2••	DETROIT	W	17-13	Raymond James Stadium	Tampa, FL	64,994	Griese
Oct. 9	at N.Y. Jets	L	12-14	Giants Stadium	East Rutherford, NJ	77,852	Griese
Oct. 16••	MIAMI	W	27-13	Raymond James Stadium	Tampa, FL	65,168	Griese
Oct. 30	at San Francisco	L	10-15	Monster Park	San Francisco, CA	63,358	Simms
Nov. 6••	CAROLINA	L	14-34	Raymond James Stadium	Tampa, FL	65,014	Simms
Nov. 13••	WASHINGTON	W	36-35	Raymond James Stadium	Tampa, FL	65,421	Simms
Nov. 20	at Atlanta	W	30-27	Georgia Dome	Atlanta, GA	70,794	Simms
Nov. 27••	CHICAGO	L	10-13	Raymond James Stadium	Tampa, FL	65,506	Simms
Dec. 4	at New Orleans	W	10-3	Tiger Stadium	Baton Rouge, LA	64,411	Simms
Dec. 11	at Carolina	W	20-10	Bank of America Stadium	Charlotte, NC	73,467	Simms
Dec. 17	at New England	L	0-28	Gillette Stadium	Foxboro, MA	68,756	Simms
Dec. 24••	ATLANTA	W	27-24 (OT)	Raymond James Stadium	Tampa, FL	65,482	Simms
Jan. 1••	NEW ORLEANS	W	27-13	Raymond James Stadium	Tampa, FL	65,379	Simms

NFC WILD CARD PLAYOFF GAME

Jan. 7••	WASHINGTON	L	10-17	Raymond James Stadium	Tampa, FL	65,514	Simms
----------	------------	---	-------	-----------------------	-----------	--------	-------

2006

Head Coach: Jon Gruden
Preseason (1-3)

DATE	OPPONENT	W/L	SCORE	STADIUM	CITY	ATTEND.	STARTING QB
Aug. 11	N.Y. JETS	W	16-3	Raymond James Stadium	Tampa, FL	65,015	Simms
Aug. 19	MIAMI	L	10-13	Raymond James Stadium	Tampa, FL	65,140	Simms
Aug. 26	at Jacksonville	L	18-29	Alltel Stadium	Jacksonville, FL	63,161	Simms
Aug. 31	at Houston	L	13-16	Reliant Stadium	Houston, TX	70,037	Simms

Won 4, Lost 12

Fourth – NFC South

Sept. 10••	BALTIMORE	L	0-27	Raymond James Stadium	Tampa, FL	65,087	Simms
Sept. 17	at Atlanta	L	3-14	Georgia Dome	Atlanta, GA	70,828	Simms
Sept. 24••	CAROLINA	L	24-26	Raymond James Stadium	Tampa, FL	65,423	Simms
Oct. 8	at New Orleans	L	21-24	Louisiana Superdome	New Orleans, LA	68,183	Gradkowski
Oct. 15••	CINCINNATI	W	14-13	Raymond James Stadium	Tampa, FL	65,732	Gradkowski
Oct. 22••	PHILADELPHIA	W	23-21	Raymond James Stadium	Tampa, FL	65,808	Gradkowski
Oct. 29	at N.Y. Giants	L	3-17	Giants Stadium	East Rutherford, NJ	78,647	Gradkowski
Nov. 5••	NEW ORLEANS	L	14-31	Raymond James Stadium	Tampa, FL	65,561	Gradkowski
Nov. 13	at Carolina	L	10-24	Bank of America Stadium	Charlotte, NC	73,573	Gradkowski
Nov. 19••	WASHINGTON	W	20-17	Raymond James Stadium	Tampa, FL	65,699	Gradkowski
Nov. 23	at Dallas	L	10-38	Texas Stadium	Irving, TX	63,183	Gradkowski
Dec. 3	at Pittsburgh	L	3-20	Heinz Field	Pittsburgh, PA	59,843	Gradkowski
Dec. 10••	ATLANTA	L	6-17	Raymond James Stadium	Tampa, FL	65,691	Gradkowski
Dec. 17	at Chicago	L	31-34 (OT)	Soldier Field	Chicago, IL	62,260	Gradkowski
Dec. 24	at Cleveland	W	22-7	Cleveland Browns Stadium	Cleveland, OH	69,603	Rattay
Dec. 31••	SEATTLE	L	7-23	Raymond James Stadium	Tampa, FL	65,660	Rattay

2007

Head Coach: Jon Gruden
Preseason (3-1)

DATE	OPPONENT	W/L	SCORE	STADIUM	CITY	ATTEND.	STARTING QB
Aug. 10	NEW ENGLAND	W	13-10	Raymond James Stadium	Tampa, FL	65,130	Garcia
Aug. 18	at Jacksonville	L	19-31	Jacksonville Municipal Stadium	Jacksonville, FL	66,944	Garcia
Aug. 25	at Miami	W	31-28	Dolphin Stadium	Miami, FL	65,660	Garcia
Aug. 30	HOUSTON	W	31-24	Raymond James Stadium	Tampa, FL	64,321	McCown
Won 9, Lost 7						First – NFC South	
Sept. 9	at Seattle	L	6-20	Qwest Field	Seattle, WA	68,044	Garcia
Sept. 16••	NEW ORLEANS	W	31-14	Raymond James Stadium	Tampa, FL	65,178	Garcia
Sept. 23••	ST. LOUIS	W	24-3	Raymond James Stadium	Tampa, FL	65,267	Garcia
Sept. 30	at Carolina	W	20-7	Bank of America Stadium	Charlotte, NC	73,707	Garcia
Oct. 7	at Indianapolis	L	14-33	RCA Dome	Indianapolis, IN	57,202	Garcia
Oct. 14••	TENNESSEE	W	13-10	Raymond James Stadium	Tampa, FL	65,347	Garcia
Oct. 21	at Detroit	L	16-23	Ford Field	Detroit, MI	60,442	Garcia
Oct. 28••	JACKSONVILLE	L	23-24	Raymond James Stadium	Tampa, FL	65,133	Garcia
Nov. 4••	ARIZONA	W	17-10	Raymond James Stadium	Tampa, FL	65,267	Garcia
Nov. 18	at Atlanta	W	31-7	Georgia Dome	Atlanta, GA	69,480	Garcia
Nov. 25••	WASHINGTON	W	19-13	Raymond James Stadium	Tampa, FL	65,596	Garcia
Dec. 2	at New Orleans	W	27-23	Louisiana Superdome	New Orleans, LA	70,009	McCown
Dec. 9	at Houston	L	14-28	Reliant Stadium	Houston, TX	70,237	McCown
Dec. 16••	ATLANTA	W	37-3	Raymond James Stadium	Tampa, FL	65,133	Garcia
Dec. 23	at San Francisco	L	19-21	Monster Park	San Francisco, CA	68,193	Garcia
Dec. 30••	CAROLINA	L	23-31	Raymond James Stadium	Tampa, FL	65,609	McCown
NFC WILD CARD PLAYOFF GAME							
Jan. 6••	N.Y. GIANTS	L	14-24	Raymond James Stadium	Tampa, FL	65,621	Garcia

2008

Head Coach: Jon Gruden
Preseason (3-1)

DATE	OPPONENT	W/L	SCORE	STADIUM	CITY	ATTEND.	STARTING QB
Aug. 9	at Miami	W	17-6	Dolphin Stadium	Miami, FL	64,087	McCown
Aug. 17	NEW ENGLAND	W	27-10	Raymond James Stadium	Tampa, FL	63,365	Griese
Aug. 23	JACKSONVILLE	L	17-23	Raymond James Stadium	Tampa, FL	62,696	Garcia
Aug. 28	at Houston	W	16-6	Reliant Stadium	Houston, TX	70,011	McCown
Won 9, Lost 7						Third – NFC South	
Sept. 7	at New Orleans	L	20-24	Louisiana Superdome	New Orleans, LA	69,881	Garcia
Sept. 14••	ATLANTA	W	24-9	Raymond James Stadium	Tampa, FL	63,611	Griese
Sept. 21	at Chicago	W	27-24 (OT)	Soldier Field	Chicago, IL	62,051	Griese
Sept. 28••	GREEN BAY	W	30-21	Raymond James Stadium	Tampa, FL	64,122	Griese
Oct. 5	at Denver	L	13-16	INVECO Field at Mile High	Denver, CO	75,480	Griese
Oct. 12••	CAROLINA	W	27-3	Raymond James Stadium	Tampa, FL	64,211	Garcia
Oct. 19••	SEATTLE	W	20-10	Raymond James Stadium	Tampa, FL	64,811	Garcia
Oct. 26	at Dallas	L	9-13	Texas Stadium	Dallas, TX	63,254	Garcia
Nov. 2	at Kansas City	W	30-27 (OT)	Arrowhead Stadium	Kansas City, MO	74,045	Garcia
Nov. 16••	MINNESOTA	W	19-13	Raymond James Stadium	Tampa, FL	65,278	Garcia
Nov. 23	at Detroit	W	38-20	Ford Field	Detroit, MI	49,096	Garcia
Nov. 30••	NEW ORLEANS	W	23-20	Raymond James Stadium	Tampa, FL	64,430	Garcia
Dec. 8	at Carolina	L	23-38	Bank of America Stadium	Charlotte, NC	74,113	Garcia
Dec. 14	at Atlanta	L	10-13 (OT)	Georgia Dome	Atlanta, GA	65,045	Griese
Dec. 21••	SAN DIEGO	L	24-41	Raymond James Stadium	Tampa, FL	64,778	Garcia
Dec. 28••	OAKLAND	L	24-31	Raymond James Stadium	Tampa, FL	64,847	Garcia

2009

Head Coach: Raheem Morris
Preseason (1-3)

DATE	OPPONENT	W/L	SCORE	STADIUM	CITY	ATTEND.	STARTING QB
Aug. 15	at Tennessee	L	20-27	LP Field	Nashville, TN	69,143	McCown
Aug. 22	at Jacksonville	W	24-23	Jacksonville Municipal Stadium	Jacksonville, FL	42,177	Leftwich
Aug. 27	MIAMI	L	6-10	Raymond James Stadium	Tampa, FL	63,386	Leftwich
Sept. 4	HOUSTON	L	20-27	Raymond James Stadium	Tampa, FL	63,831	Freeman
Won 3, Lost 13						Fourth – NFC South	
Sept. 13••	DALLAS	L	21-34	Raymond James Stadium	Tampa, FL	63,806	Leftwich
Sept. 20	at Buffalo	L	20-33	Ralph Wilson Stadium	Orchard Park, NY	70,318	Leftwich
Sept. 27••	N.Y. GIANTS	L	0-24	Raymond James Stadium	Tampa, FL	63,689	Leftwich
Oct. 4	at Washington	L	13-16	FedEx Field	Landover, MD	86,412	J. Johnson
Oct. 11	at Philadelphia	L	14-33	Lincoln Financial Field	Philadelphia, PA	69,144	J. Johnson
Oct. 18••	CAROLINA	L	21-28	Raymond James Stadium	Tampa, FL	62,422	J. Johnson
Oct. 25••	NEW ENGLAND	L	7-35	Wembley Stadium	London, England	84,254	J. Johnson
Nov. 8••	GREEN BAY	W	38-28	Raymond James Stadium	Tampa, FL	62,994	Freeman
Nov. 15	at Miami	L	23-25	Land Shark Stadium	Miami Gardens, FL	66,085	Freeman
Nov. 22••	NEW ORLEANS	L	7-38	Raymond James Stadium	Tampa, FL	62,720	Freeman
Nov. 29	at Atlanta	L	17-20	Georgia Dome	Atlanta, GA	67,029	Freeman
Dec. 6	at Carolina	L	6-16	Bank of America Stadium	Charlotte, NC	72,455	Freeman
Dec. 13••	N.Y. JETS	L	3-26	Raymond James Stadium	Tampa, FL	62,731	Freeman
Dec. 20	at Seattle	W	24-7	Qwest Field	Seattle, WA	67,011	Freeman
Dec. 27	at New Orleans	W	20-17 (OT)	Louisiana Superdome	New Orleans, LA	70,021	Freeman
Jan. 3••	ATLANTA	L	10-20	Raymond James Stadium	Tampa, FL	62,578	Freeman

2010

Head Coach: Raheem Morris
Preseason (2-2)

DATE	OPPONENT	W/L	SCORE	STADIUM	CITY	ATTEND.	STARTING QB
Aug. 14	at Miami	L	7-10	Sun Life Stadium	Miami, FL	59,108	Freeman
Aug. 21	KANSAS CITY	W	20-15	Raymond James Stadium	Tampa, FL	41,386	Freeman
Aug. 28	JACKSONVILLE	L	13-19	Raymond James Stadium	Tampa, FL	42,640	J. Johnson
Sept. 2	at Houston	W	24-17	Reliant Stadium	Houston, TX	70,035	Carpenter
Won 10, Lost 6						Third – NFC South	
Sept. 12	CLEVELAND	W	17-14	Raymond James Stadium	Tampa, FL	47,211	Freeman
Sept. 19	at Carolina	W	20-7	Bank of America Stadium	Charlotte, NC	72,577	Freeman
Sept. 26	PITTSBURGH	L	13-38	Raymond James Stadium	Tampa, FL	61,036	Freeman
Oct. 10	at Cincinnati	W	24-21	Paul Brown Stadium	Cincinnati, OH	63,888	Freeman
Oct. 17	NEW ORLEANS	L	6-31	Raymond James Stadium	Tampa, FL	51,759	Freeman
Oct. 24	ST. LOUIS	W	18-17	Raymond James Stadium	Tampa, FL	42,020	Freeman
Oct. 31	at Arizona	W	38-35	University of Phoenix Stadium	Glendale, AZ	61,857	Freeman
Nov. 7	at Atlanta	L	21-27	Georgia Dome	Atlanta, GA	67,266	Freeman
Nov. 14	CAROLINA	W	31-16	Raymond James Stadium	Tampa, FL	44,264	Freeman
Nov. 21	at San Francisco	W	21-0	Candlestick Park	San Francisco, CA	69,732	Freeman
Nov. 28	at Baltimore	L	10-17	M&T Bank Stadium	Baltimore, MD	70,989	Freeman
Dec. 5	ATLANTA	L	24-28	Raymond James Stadium	Tampa, FL	53,955	Freeman
Dec. 12	at Washington	W	17-16	FedEx Field	Landover, MD	66,124	Freeman
Dec. 19	DETROIT	L	20-23	Raymond James Stadium	Tampa, FL	47,692	Freeman
Dec. 26	SEATTLE	W	38-15	Raymond James Stadium	Tampa, FL	46,576	Freeman
Jan. 2	at New Orleans	W	23-13	Louisiana Superdome	New Orleans, LA	70,068	Freeman

2011

Head Coach: Raheem Morris
Preseason (2-2)

DATE	OPPONENT	W/L	SCORE	STADIUM	CITY	ATTEND.	STARTING QB
Aug. 12	at Kansas City	W	25-0	Arrowhead Stadium	Kansas City, MO	67,537	Freeman
Aug. 18	NEW ENGLAND	L	14-31	Raymond James Stadium	Tampa, FL	49,313	Freeman
Aug. 27	MIAMI	W	17-13	Raymond James Stadium	Tampa, FL	44,732	Freeman
Sept. 1	at Washington	L	24-29	FedExField	Landover, MD	58,937	Carpenter

Won 4, Lost 12

Fourth – NFC South

Sept. 11	DETROIT	L	20-27	Raymond James Stadium	Tampa, FL	51,274	Freeman
Sept. 18	at Minnesota	W	24-20	HHH Metrodome	Minneapolis, MN	62,461	Freeman
Sept. 25	ATLANTA	W	16-13	Raymond James Stadium	Tampa, FL	46,995	Freeman
Oct. 3••	INDIANAPOLIS	W	24-17	Raymond James Stadium	Tampa, FL	63,972	Freeman
Oct. 9	at San Francisco	L	3-48	Candlestick Park	San Francisco, CA	69,732	Freeman
Oct. 16	NEW ORLEANS	W	26-20	Raymond James Stadium	Tampa, FL	56,590	Freeman
Oct. 23	CHICAGO	L	18-24	Wembley Stadium	London, UK	76,981	Freeman
Nov. 6	at New Orleans	L	16-27	Mercedes-Benz Superdome	New Orleans, LA	73,043	Freeman
Nov. 13	HOUSTON	L	9-37	Raymond James Stadium	Tampa, FL	56,037	Freeman
Nov. 20	at Green Bay	L	26-35	Lambeau Field	Green Bay, WI	70,498	Freeman
Nov. 27	at Tennessee	L	17-23	LP Field	Nashville, TN	69,143	Freeman
Dec. 4	CAROLINA	L	19-38	Raymond James Stadium	Tampa, FL	56,270	J. Johnson
Dec. 11	at Jacksonville	L	14-41	Everbank Field	Jacksonville, FL	62,562	Freeman
Dec. 17••	DALLAS	L	15-31	Raymond James Stadium	Tampa, FL	65,162	Freeman
Dec. 24	at Carolina	L	16-48	Bank of America Stadium	Charlotte, NC	70,363	Freeman
Jan. 1	at Atlanta	L	24-45	Georgia Dome	Atlanta, GA	68,167	Freeman

2012

Head Coach: Greg Schiano
Preseason (2-2)

DATE	OPPONENT	W/L	SCORE	STADIUM	CITY	ATTEND.	STARTING QB
Aug. 10	at Miami	W	20-7	Sun Life Stadium	Miami, FL	46,330	Freeman
Aug. 17	TENNESSEE	L	7-30	Raymond James Stadium	Tampa, FL	45,633	Freeman
Aug. 24	NEW ENGLAND	W	30-28	Raymond James Stadium	Tampa, FL	47,440	Freeman
Aug. 29	at Washington	L	3-30	FedExField	Landover, MD	56,555	Ratliff

Won 7, Lost 9

Fourth – NFC South

Sept. 9	CAROLINA	W	16-10	Raymond James Stadium	Tampa, FL	51,533	Freeman
Sept. 16	at N.Y. Giants	L	34-41	MetLife Stadium	East Rutherford, NJ	76,964	Freeman
Sept. 23	at Dallas	L	10-16	Cowboys Stadium	Arlington, TX	81,984	Freeman
Sept. 30	WASHINGTON	L	22-24	Raymond James Stadium	Tampa, FL	58,191	Freeman
Oct. 14	KANSAS CITY	W	38-10	Raymond James Stadium	Tampa, FL	46,500	Freeman
Oct. 21••	NEW ORLEANS	L	28-35	Raymond James Stadium	Tampa, FL	58,906	Freeman
Oct. 25	at Minnesota	W	36-17	HHH Metrodome	Minneapolis, MN	60,860	Freeman
Nov. 4	at Oakland	W	42-32	O.co Coliseum	Oakland, CA	52,055	Freeman
Nov. 11	SAN DIEGO	W	34-24	Raymond James Stadium	Tampa, FL	54,813	Freeman
Nov. 18	at Carolina	W	27-21 (OT)	Bank of America Stadium	Charlotte, NC	72,603	Freeman
Nov. 25	ATLANTA	L	23-24	Raymond James Stadium	Tampa, FL	54,400	Freeman
Dec. 2	at Denver	L	23-31	Sports Authority Field	Denver, CO	76,432	Freeman
Dec. 9••	PHILADELPHIA	L	23-21	Raymond James Stadium	Tampa, FL	64,941	Freeman
Dec. 16	at New Orleans	L	0-41	Mercedes-Benz Superdome	New Orleans, LA	73,096	Freeman
Dec. 23	ST. LOUIS	L	13-28	Raymond James Stadium	Tampa, FL	51,535	Freeman
Dec. 30	at Atlanta	W	22-17	Georgia Dome	Atlanta, GA	69,644	Freeman

• Sellout

•• Sellout 72 hours prior to kickoff

PRESEASON WIN-LOSS SUMMARY

OPPONENT	W	L	T	PCT.	PF	PA	HOME	ROAD	NEUTRAL
Arizona*	0	2	0	.000	24	47	1-1	0-0	0-0
Atlanta	7	9	0	.438	289	288	5-2	1-6	1-1
Buffalo	1	2	0	.333	45	43	0-0	0-1	1-1
Chicago	0	1	0	.000	7	10	0-1	0-0	0-0
Cincinnati	8	4	0	.667	241	210	6-3	2-1	0-0
Cleveland	4	3	0	.571	115	97	2-2	2-1	0-0
Denver	0	2	0	.000	17	54	0-1	0-1	0-0
Green Bay	1	1	0	.500	16	17	1-0	0-1	0-0
Houston	7	2	0	.778	210	128	3-1	4-1	0-0
Indianapolis**	2	3	0	.400	60	85	2-1	0-2	0-0
Jacksonville	3	6	0	.333	144	165	1-3	2-3	0-0
Kansas City	5	1	0	.833	132	60	3-0	2-0	0-1
Miami	11	16	0	.407	407	425	5-9	5-7	1-0
New England	8	2	0	.800	281	165	6-2	1-0	1-0
New Orleans	4	1	0	.800	68	47	2-0	2-1	0-0
N.Y. Jets	4	3	0	.571	119	92	3-2	0-0	1-1
Oakland***	1	0	0	1.000	41	7	0-0	1-0	0-0
Philadelphia	1	0	0	1.000	35	7	1-0	0-0	0-0
Pittsburgh	2	2	0	.500	80	68	1-1	0-1	1-0
St. Louis****	0	2	0	.000	19	52	0-0	0-2	0-0
Seattle	0	3	0	.000	9	77	0-0	0-2	0-1
Tennessee*****	6	3	0	.666	195	176	3-1	3-2	0-0
Washington	5	7	0	.417	161	123	4-5	1-2	0-0

* Franchise known as Phoenix Cardinals 1988-93;
located in St. Louis prior to 1988

** Franchise located in Baltimore prior to 1984

*** Franchise located in Los Angeles from 1982-94

**** Franchise located in Los Angeles prior to 1995

***** Franchise located in Houston prior to 1997

REGULAR SEASON WIN-LOSS SUMMARY

OPPONENT	W	L	T	PCT	PF	PA	HOME	ROAD	LONG WIN STRK	LONG LOSS STRK	CURRENT STRK
Arizona	9	8	0	.529	316	305	6-4	3-4	3	5	W2
Atlanta	20	19	0	.513	811	721	12-9	8-10	6	5	W1
Baltimore	2	2	0	.500	57	54	1-1	1-1	2	2	L2
Buffalo	6	3	0	.667	188	167	6-2	0-1	4	1	L1
Carolina	11	14	0	.440	455	523	5-7	6-7	3	5	W2
Chicago	18	36	0	.333	853	1,194	12-16	6-20	6	12	L1
Cincinnati	7	3	0	.700	200	182	2-1	5-2	6	2	W6
Cleveland	3	5	0	.375	127	166	2-3	1-2	3	5	W3
Dallas	3	11	0	.214	198	268	2-3	1-8	3	6	L5
Denver	2	6	0	.250	121	175	1-2	1-4	1	3	L3
Detroit	25	29	0	.463	936	1,144	13-14	12-15	4	5	L2
Green Bay	21	30	1	.413	850	1,012	14-12-1	7-18	4	6	L1
Houston	1	2	0	.333	39	68	1-1	0-1	1	2	L2
Indianapolis	5	7	0	.417	265	311	3-3	2-4	2	3	W1
Jacksonville	1	4	0	.200	88	127	1-1	0-3	1	4	L4
Kansas City	6	5	0	.545	224	216	4-2	2-3	4	4	W4
Miami	4	5	0	.444	206	203	3-2	1-3	3	3	L1
Minnesota	22	31	0	.415	971	1,130	13-13	9-18	6	5	W6
New England	2	5	0	.286	90	159	1-3	1-2	2	3	L2
New Orleans	17	25	0	.405	759	891	7-11	10-14	2	6	L3
N.Y. Giants	6	12	0	.333	286	302	5-5	1-7	2	4	L3
N.Y. Jets	1	9	0	.100	145	273	1-3	0-6	1	7	L7
Oakland	2	6	0	.250	158	249	1-1	1-5	1	3	W1
Philadelphia	5	7	0	.417	179	212	2-3	3-4	3	3	L2
Pittsburgh	1	8	0	.111	104	209	1-5	0-3	1	4	L4
St. Louis	8	10	0	.444	366	420	7-5	1-5	4	6	L1
San Diego	2	8	0	.200	184	279	1-5	1-3	1	6	W1
San Francisco	4	16	0	.200	281	461	2-4	2-12	1	9	L1
Seattle	4	7	0	.364	184	170	2-4	2-3	3	4	W3
Tennessee	2	8	0	.200	164	231	2-1	0-7	1	5	L1
Washington	9	9	0	.500	344	327	6-4	3-5	4	4	L1

POSTSEASON WIN-LOSS SUMMARY

OPPONENT	W	L	T	PCT.	PF	PA	HOME REC.	ROAD REC.	LONG WIN STR.	LONG LOSS STR.
Dallas	0	2	0	.000	17	68	0-0	0-2	—	2
Detroit	1	0	0	1.000	20	10	1-0	0-0	1	—
Green Bay	0	1	0	.000	7	21	0-0	0-1	—	1
N.Y. Giants	0	1	0	.000	14	24	0-1	0-0	—	1
Oakland*	1	0	0	1.000	48	21	0-0	0-0	1	—
Philadelphia	2	2	0	.500	63	79	1-0	1-2	1	2
St. Louis **	0	2	0	.000	6	20	0-1	0-1	—	2
San Francisco	1	0	0	1.000	31	6	1-0	0-0	1	—
Washington	1	1	0	.500	24	30	1-1	0-0	1	1

* Super Bowl XXXVII played in San Diego at Qualcomm Stadium

** Franchise located in Los Angeles prior to 1995

TEAM BY TEAM RESULTS

ARIZONA*

1977 Buccaneers, 17-7 (TB)
 1981 Buccaneers, 20-10 (TB)
 1983 Cardinals, 34-27 (TB)
 1985 Buccaneers, 16-0 (TB)
 1986 Cardinals, 30-19 (TB)
 Cardinals, 21-17 (STL)
 1987 Cardinals, 31-28 (STL)
 Cardinals, 31-14 (TB)
 1988 Cardinals, 30-24 (TB)
 1989 Buccaneers, 14-13 (P)
 1992 Buccaneers, 23-7 (TB)
 Buccaneers, 7-3 (P)
 1996 Cardinals, 13-9 (A)
 1997 Buccaneers, 19-18 (TB)
 2004 Cardinals, 12-7 (A)
 2007 Buccaneers, 17-10 (TB)
 2010 Buccaneers, 38-35 (A)

^ Franchise known as Phoenix
 Cardinals 1988-93; located in St.
 Louis prior to 1988

ATLANTA

1977 Falcons, 17-0 (TB)
 1978 Buccaneers, 14-9 (TB)
 1979 Falcons, 17-14 (A)
 1981 Buccaneers, 24-23 (TB)
 1984 Buccaneers, 23-6 (TB)
 1986 Falcons, 23-20 (TB)*
 1987 Buccaneers, 48-10 (TB)
 1988 Falcons, 17-10 (A)
 1990 Buccaneers, 23-17 (TB)
 1991 Falcons, 43-7 (A)
 1992 Falcons, 35-7 (TB)
 1993 Buccaneers, 31-24 (A)
 1994 Falcons, 34-13 (A)
 1995 Falcons, 24-21 (TB)
 1997 Buccaneers, 31-10 (A)
 1999 Buccaneers, 19-10 (TB)
 2000 Buccaneers, 27-14 (A)
 2002 Buccaneers, 20-6 (A)
 Buccaneers, 34-10 (TB)
 2003 Buccaneers, 31-10 (A)
 Falcons, 30-28 (TB)
 2004 Falcons, 24-14 (A)
 Buccaneers, 27-0 (TB)
 2005 Buccaneers, 30-27 (A)
 Buccaneers, 27-24 (TB)*
 2006 Falcons, 14-3 (A)
 Falcons, 17-6 (TB)
 2007 Buccaneers, 31-7 (A)
 Buccaneers, 37-3 (TB)
 2008 Buccaneers, 24-9 (TB)
 Falcons, 13-10 (A)*
 2009 Falcons, 20-17 (A)
 Falcons, 20-10 (TB)
 2010 Falcons, 27-21 (A)
 Falcons, 28-24 (TB)
 2011 Buccaneers, 16-13 (TB)
 Falcons, 45-24 (A)
 2012 Falcons, 24-23 (TB)
 Buccaneers, 22-17 (A)

* Overtime

BALTIMORE

2001 Buccaneers, 22-10 (TB)
 2002 Buccaneers, 25-0 (B)
 2006 Ravens, 27-0 (TB)
 2010 Ravens, 17-10 (B)

BUFFALO

1976 Bills, 14-9 (TB)
 1978 Buccaneers, 31-10 (TB)
 1982 Buccaneers, 24-23 (TB)
 1986 Buccaneers, 34-28 (TB)
 1988 Buccaneers, 10-5 (TB)
 1991 Bills, 17-10 (TB)
 2000 Buccaneers, 31-17 (TB)
 2005 Buccaneers, 19-3 (TB)
 2009 Bills, 33-20(A)

CAROLINA

1995 Buccaneers, 20-13 (C)
 1996 Panthers, 24-0 (C)
 1998 Buccaneers, 16-13 (TB)
 2002 Buccaneers, 12-9 (C)
 Buccaneers, 23-10 (TB)
 2003 Panthers, 12-9 (TB)*
 Panthers, 27-24 (C)
 2004 Panthers, 21-14 (C)
 Panthers, 37-20 (TB)
 2005 Panthers, 34-14 (TB)
 Buccaneers, 20-10 (C)
 2006 Panthers, 26-24 (TB)
 Panthers, 24-10 (C)
 2007 Buccaneers, 20-7 (C)
 Panthers, 31-23 (TB)
 2008 Buccaneers, 27-3 (TB)
 Panthers, 38-23 (C)
 2009 Panthers, 28-21 (TB)
 Panthers, 16-6 (A)
 2010 Buccaneers, 20-7 (C)
 Buccaneers, 31-16 (TB)
 2011 Panthers, 38-19 (TB)
 Panthers, 48-16 (C)
 2012 Buccaneers, 16-10 (TB)
 Buccaneers, 27-21 (C)*

* Overtime

CHICAGO

1977 Bears, 10-0 (TB)
 1978 Buccaneers, 33-19 (TB)
 Bears, 14-3 (C)
 1979 Buccaneers, 17-13 (C)
 Bears, 14-0 (TB)
 1980 Bears, 23-0 (C)
 Bears, 14-13 (TB)
 1981 Bears, 28-17 (C)
 Buccaneers, 20-10 (TB)
 1982 Buccaneers, 26-23 (TB)*
 1983 Bears, 17-10 (C)
 Bears, 27-0 (TB)
 1984 Bears, 34-14 (C)
 Bears, 44-9 (TB)
 1985 Bears, 38-28 (C)
 Bears, 27-19 (TB)

1986 Bears, 23-3 (TB)
 Bears, 48-14 (C)
 1987 Bears, 20-3 (C)
 Bears, 27-26 (TB)
 1988 Bears, 28-10 (C)
 Bears, 27-15 (TB)
 1989 Buccaneers, 42-35 (TB)
 Buccaneers, 32-31 (C)
 1990 Bears, 26-6 (TB)
 Bears, 27-14 (C)
 1991 Bears, 21-20 (TB)
 Bears, 27-0 (C)
 1992 Bears, 31-14 (C)
 Buccaneers, 20-17 (TB)
 1993 Bears, 47-17 (C)
 Buccaneers, 13-10 (TB)
 1994 Bears, 21-9 (C)
 Bears, 20-6 (TB)
 1995 Bears, 25-6 (TB)
 Bears, 31-10 (C)
 1996 Bears, 13-10 (C)
 Buccaneers, 34-19 (TB)
 1997 Bears, 13-7 (C)
 Buccaneers, 31-15 (TB)
 1998 Buccaneers, 27-15 (TB)
 Buccaneers, 31-17 (C)
 1999 Buccaneers, 6-3 (TB)
 Buccaneers, 20-6 (C)
 2000 Buccaneers, 41-0 (TB)
 Bears, 13-10 (C)
 2001 Bears, 27-24 (TB)
 Bears, 27-3 (C)
 2002 Buccaneers, 15-0 (C)
 2004 Buccaneers, 19-7 (TB)
 2005 Bears, 13-10 (TB)
 2006 Bears, 34-31 (C)*
 2008 Buccaneers, 27-24 (C)*
 2011 Bears, 24-18 (LDN)**

* Overtime

**Game played in London, NFL
 International Series

CINCINNATI

1976 Bengals, 21-0 (C)
 1980 Buccaneers, 17-12 (C)
 1983 Bengals, 23-17 (TB)
 1989 Bengals, 56-23 (C)
 1995 Buccaneers, 19-16 (TB)
 1998 Buccaneers, 35-0 (C)
 2001 Buccaneers, 16-13 (C)*
 2002 Buccaneers, 35-7 (C)
 2006 Buccaneers, 14-13 (TB)
 2010 Buccaneers, 24-21 (C)

* Overtime

CLEVELAND

1976 Browns, 24-7 (TB)
 1980 Browns, 34-27 (TB)
 1983 Browns, 20-0 (C)
 1989 Browns, 42-31 (TB)
 1995 Browns, 22-6 (C)
 2002 Buccaneers, 17-3 (TB)
 2006 Buccaneers, 22-7 (C)
 2010 Buccaneers, 17-14 (TB)

DALLAS

- 1977 Cowboys, 23-7 (D)
 1980 Cowboys, 28-17 (D)
 1981 Cowboys, 38-0 (D) **
 1982 Cowboys, 14-9 (D)
 Cowboys, 30-17 (D) **
 1983 Cowboys, 27-24 (D) *
 1990 Cowboys, 14-10 (D)
 Cowboys, 17-13 (TB)
 2000 Buccaneers, 27-7 (TB)
 2001 Buccaneers, 10-6 (D)
 2003 Buccaneers, 16-0 (TB)
 2006 Cowboys, 38-10 (D)
 2008 Cowboys, 13-9 (D)
 2009 Cowboys, 34-21 (TB)
 2011 Cowboys, 31-15 (TB)
 2012 Cowboys, 16-10 (D)

*Overtime

** NFC Playoff Game

DENVER

- 1976 Broncos, 48-13 (D)
 1981 Broncos, 24-7 (TB)
 1993 Buccaneers, 17-10 (D)
 1996 Broncos, 27-23 (D)
 1999 Buccaneers, 13-10 (TB)
 2004 Broncos, 16-13 (TB)
 2008 Broncos, 16-13 (D)
 2012 Broncos, 31-23 (D)

DETROIT

- 1977 Lions, 16-7 (D)
 1978 Lions, 15-7 (TB)
 Lions, 34-23 (D)
 1979 Buccaneers, 31-16 (TB)
 Buccaneers, 16-14 (D)
 1980 Lions, 24-10 (TB)
 Lions, 27-14 (D)
 1981 Buccaneers, 28-10 (TB)
 Buccaneers, 20-17 (D)
 1982 Buccaneers, 23-21 (TB)
 1983 Lions, 11-0 (TB)
 Lions, 23-20 (D)
 1984 Buccaneers, 21-17 (TB)
 Lions, 13-7 (D) *
 1985 Lions, 30-9 (D)
 Buccaneers, 19-16 (TB) *
 1986 Buccaneers, 24-20 (D)
 Lions, 38-17 (TB)
 1987 Buccaneers, 31-27 (D)
 Lions, 20-10 (TB)
 1988 Buccaneers, 23-20 (D)
 Buccaneers, 21-10 (TB)
 1989 Lions, 17-16 (TB)
 Lions, 33-7 (D)
 1990 Buccaneers, 38-21 (D)
 Buccaneers, 23-20 (TB)
 1991 Lions, 31-3 (D)
 Buccaneers, 30-21 (TB)
 1992 Buccaneers, 27-23 (D)
 Lions, 38-7 (TB)
 1993 Buccaneers, 27-10 (TB)
 Lions, 23-0 (D)
 1994 Buccaneers, 24-14 (TB)
 Lions, 14-9 (D)
 1995 Lions, 27-24 (D)
 Lions, 37-10 (TB)
 1996 Lions, 21-6 (D)
 Lions, 27-0 (TB)
 1997 Buccaneers, 24-17 (D)
 Lions, 27-9 (TB)
 Buccaneers, 20-10 (TB) **
 1998 Lions, 27-6 (D)
 Lions, 28-25 (TB)
 1999 Lions, 20-3 (D)
 Buccaneers, 23-16 (TB)
 2000 Buccaneers, 31-10 (D)
 Lions, 28-14 (TB)
 2001 Buccaneers, 20-17 (D)
 Buccaneers, 15-12 (TB)
 2002 Buccaneers, 23-20 (D)
 2005 Buccaneers, 17-13 (TB)
 2007 Lions, 23-16 (D)
 2008 Buccaneers, 38-20 (D)
 2010 Lions, 23-20 (TB)
 2011 Lions, 27-20 (TB)

* Overtime

** NFC Wild Card Playoff Game

GREEN BAY

- 1977 Packers, 13-0 (TB)
 1978 Packers, 9-7 (GB)
 Packers, 17-7 (TB)
 1979 Buccaneers, 21-10 (GB)
 Buccaneers, 21-3 (TB)
 1980 Tie, 14-14 (TB) *
 Buccaneers, 20-17 (MIL)
 1981 Buccaneers, 21-10 (GB)
 Buccaneers, 37-3 (TB)
 1983 Packers, 55-14 (GB)
 Packers, 12-9 (TB) *
 1984 Buccaneers, 30-27 (TB) *
 Packers, 27-14 (GB)
 1985 Packers, 21-0 (GB)
 Packers, 20-17 (TB)
 1986 Packers, 31-7 (MIL)
 Packers, 21-7 (TB)
 1987 Buccaneers, 23-17 (MIL)
 1988 Buccaneers, 13-10 (TB)
 Buccaneers, 27-24 (GB)
 1989 Buccaneers, 23-21 (GB)
 Packers, 17-16 (TB)
 1990 Buccaneers, 26-14 (TB)
 Packers, 20-10 (MIL)
 1991 Packers, 15-13 (GB)
 Packers, 27-0 (TB)
 1992 Buccaneers, 31-3 (TB)
 Packers, 19-14 (MIL)
 1993 Packers, 37-14 (TB)
 Packers, 13-10 (GB)
 1994 Packers, 30-3 (GB)
 Packers, 34-19 (TB)
 1995 Packers, 35-13 (GB)
 Buccaneers, 13-10 (TB) *
 1996 Packers, 34-3 (TB)
 Packers, 13-7 (GB)
 1997 Packers, 21-16 (GB)
 Packers, 17-6 (TB)
 Packers, 21-7 (GB) **
 1998 Packers, 23-15 (GB)
 Buccaneers, 24-22 (TB)
 1999 Packers, 26-23 (GB)
 Buccaneers, 29-10 (TB)
 2000 Buccaneers, 20-15 (TB)
 Packers, 17-14 (GB) *
 2001 Buccaneers, 14-10 (TB)
 Packers, 21-20 (GB)
 2002 Buccaneers, 21-7 (TB)
 2003 Packers, 20-13 (TB)
 2005 Buccaneers, 17-16 (GB)
 2008 Buccaneers, 30-21 (TB)
 2009 Buccaneers, 38-28 (TB)
 2011 Packers, 35-26 (GB)
 * Overtime
 ** NFC Divisional Playoff Game

HOUSTON

- 2003 Buccaneers, 16-3 (TB)
 2007 Texans, 28-14 (H)
 2011 Texans, 37-9 (TB)

INDIANAPOLIS^

- 1976 Colts, 42-17 (B)
 1979 Buccaneers, 29-26 (B) *
 1985 Colts, 31-23 (TB)
 1987 Colts, 24-6 (I)
 1988 Colts, 35-31 (I)
 1991 Buccaneers, 17-3 (TB)
 1992 Colts, 24-14 (TB)
 1994 Buccaneers, 24-10 (TB)
 1997 Buccaneers, 31-28 (I)
 2003 Colts, 38-35 (TB) *
 2007 Colts, 33-14 (I)
 2011 Buccaneers, 24-17 (TB)

* Overtime

^ Franchise located in Baltimore prior to 1984

JACKSONVILLE

- 1995 Buccaneers, 17-16 (TB)
 1998 Jaguars, 29-24 (J)
 2003 Jaguars, 17-10 (J)
 2007 Jaguars, 24-23 (TB)
 2011 Jaguars, 41-14 (J)

KANSAS CITY

- 1976 Chiefs, 28-19 (TB)
 1978 Buccaneers, 30-13 (KC)
 1979 Buccaneers, 3-0 (TB)
 1981 Chiefs, 19-10 (KC)
 1984 Chiefs, 24-20 (KC)
 1986 Chiefs, 27-20 (KC)
 1993 Chiefs, 27-3 (TB)
 1999 Buccaneers, 17-10 (TB)
 2004 Buccaneers, 34-31 (TB)
 2008 Buccaneers, 30-27 (KC) *
 2012 Buccaneers, 38-10 (TB)
 * Overtime

MIAMI

- 1976 Dolphins, 23-20 (TB)
 1982 Buccaneers, 23-17 (TB)
 1985 Dolphins, 41-38 (M)
 1988 Dolphins, 17-14 (TB)
 1991 Dolphins, 33-14 (M)
 1997 Buccaneers, 31-21 (TB)
 2000 Buccaneers, 16-13 (M)
 2005 Buccaneers, 27-13 (TB)
 2009 Dolphins, 25-23 (M)

MINNESOTA

- 1977 Vikings, 9-3 (TB)
 1978 Buccaneers, 16-10 (M)
 Vikings, 24-7 (TB)
 1979 Buccaneers, 12-10 (M)
 Vikings, 23-22 (TB)
 1980 Vikings, 38-30 (M)
 Vikings, 21-10 (TB)
 1981 Buccaneers, 21-13 (TB)
 Vikings, 25-10 (M)
 1982 Vikings, 17-10 (M)
 1983 Vikings, 19-16 (TB) *
 Buccaneers, 17-12 (M)
 1984 Buccaneers, 35-31 (TB)
 Vikings, 27-24 (M)
 1985 Vikings, 31-16 (TB)
 Vikings, 26-7 (M)
 1986 Vikings, 23-10 (TB)
 Vikings, 45-13 (M)
 1987 Buccaneers, 20-10 (TB)
 Vikings, 23-17 (M)
 1988 Vikings, 14-13 (M)
 Vikings, 49-20 (TB)
 1989 Vikings, 17-13 (M)
 Vikings, 24-10 (TB)
 1990 Buccaneers, 23-20 (M) *
 Buccaneers, 26-13 (TB)
 1991 Vikings, 28-13 (M)
 Vikings, 26-24 (TB)
 1992 Vikings, 26-20 (M)
 Vikings, 35-7 (TB)
 1993 Vikings, 15-0 (M)
 Buccaneers, 23-10 (TB)
 1994 Vikings, 36-13 (TB)
 Buccaneers, 20-17 (M) *
 1995 Buccaneers, 20-17 (TB) *
 Vikings, 31-17 (M)
 1996 Buccaneers, 24-13 (TB)
 Vikings, 21-10 (M)
 1997 Buccaneers, 28-14 (M)
 Vikings, 10-6 (TB)
 1998 Vikings, 31-7 (M)
 Buccaneers, 27-24 (TB)
 1999 Vikings, 21-14 (M)
 Buccaneers, 24-17 (TB)
 2000 Vikings, 30-23 (M)
 Buccaneers, 41-13 (TB)
 2001 Vikings, 20-16 (M)
 Buccaneers, 41-14 (TB)
 2002 Buccaneers, 38-24 (TB)
 2005 Buccaneers, 24-13 (M)
 2008 Buccaneers, 19-13 (TB)
 2011 Buccaneers, 24-20 (M)
 2012 Buccaneers, 36-17 (M)
 * Overtime

NEW ENGLAND

1976 Patriots, 31-14 (TB)
 1985 Patriots, 32-14 (TB)
 1988 Patriots, 10-7 (NE)*
 1997 Buccaneers, 27-7 (TB)
 2000 Buccaneers, 21-16 (NE)
 2005 Patriots, 28-0 (NE)
 2009 Patriots, 35-7 (LDN)**

* Overtime

**Game played in London, NFL International Series

NEW ORLEANS

1977 Buccaneers, 33-14 (NO)
 1978 Saints, 17-10 (TB)
 1979 Saints, 42-14 (TB)
 1981 Buccaneers, 31-14 (NO)
 1982 Buccaneers, 13-10 (NO)
 1983 Saints, 24-21 (TB)
 1984 Saints, 17-13 (NO)
 1985 Saints, 20-13 (NO)
 1986 Saints, 38-7 (NO)
 1987 Saints, 44-34 (NO)
 1988 Saints, 13-9 (NO)
 1989 Buccaneers, 20-10 (TB)
 1990 Saints, 35-7 (NO)
 1991 Saints, 23-2 (NO)
 1992 Saints, 23-21 (NO)
 1994 Saints, 9-7 (TB)
 1996 Buccaneers, 13-7 (TB)
 1998 Saints, 9-3 (NO)
 1999 Buccaneers, 31-16 (NO)
 2001 Buccaneers, 48-21 (TB)
 2002 Saints, 26-20 (TB)*
 Saints, 23-20 (NO)
 2003 Saints, 17-14 (TB)
 Buccaneers, 14-7 (NO)
 2004 Buccaneers, 20-17 (NO)
 Saints, 21-17 (TB)
 2005 Buccaneers, 10-3 (NO)#
 Buccaneers, 27-13 (TB)
 2006 Saints, 24-21 (NO)
 Saints, 31-14 (TB)
 2007 Buccaneers, 31-14 (TB)
 Buccaneers, 27-23 (NO)
 2008 Saints, 24-20 (NO)
 Buccaneers, 23-20 (TB)
 2009 Saints, 38-7 (TB)
 Buccaneers 20-17, (NO)*
 2010 Saints, 31-6 (TB)
 Buccaneers, 23-13 (NO)
 2011 Buccaneers, 26-20 (TB)
 Saints, 27-16 (NO)
 2012 Saints, 35-28 (TB)
 Saints, 41-0 (NO)

*Overtime

#Game Played in Baton Rouge, LA

NEW YORK GIANTS

1977 Giants, 10-0 (TB)
 1978 Giants, 19-13 (TB)
 Giants, 17-14 (NY)
 1979 Giants, 17-14 (NY)
 Buccaneers, 31-3 (TB)
 1980 Buccaneers, 30-13 (TB)
 1984 Giants, 17-14 (NY)
 Buccaneers, 20-17 (TB)
 1985 Giants, 22-20 (NY)
 1991 Giants, 21-14 (TB)
 1993 Giants, 23-7 (NY)
 1997 Buccaneers, 20-8 (NY)
 1998 Buccaneers, 20-3 (TB)
 1999 Giants, 17-13 (TB)
 2003 Buccaneers, 19-13 (TB)
 2006 Giants, 17-3 (NY)
 2007 Giants, 24-14 (TB)**
 2009 Giants, 24-0 (TB)
 2012 Giants, 41-34 (NY)

** NFC Wild Card Playoff Game

NEW YORK JETS

1976 Jets, 34-0 (NY)
 1982 Jets, 32-17 (NY)
 1984 Buccaneers, 41-21 (TB)
 1985 Jets, 62-28 (NY)
 1990 Jets, 16-14 (TB)
 1991 Jets, 16-13 (NY)
 1997 Jets, 31-0 (NY)
 2000 Jets, 21-17 (TB)
 2005 Jets, 14-12 (NY)
 2009 Jets, 26-3 (TB)

OAKLAND^

1976 Raiders, 49-16 (O)
 1981 Raiders, 18-16 (O)
 1993 Raiders, 27-20 (LA)
 1996 Buccaneers, 20-17 (TB)*
 1999 Raiders, 45-0 (O)
 2002 Buccaneers, 48-21 (SD)**
 2004 Raiders, 30-20 (O)
 2008 Raiders, 31-24 (TB)
 2012 Buccaneers, 42-32 (O)

^Franchise located in Los Angeles from 1982-94

* Overtime

**Super Bowl XXXVII in San Diego

PHILADELPHIA

1977 Eagles, 13-3 (P)
 1979 Buccaneers, 24-17 (TB) **
 1981 Eagles, 20-10 (P)
 1988 Eagles, 41-14 (TB)
 1991 Buccaneers, 14-13 (TB)
 1995 Buccaneers, 21-6 (P)
 1999 Buccaneers, 19-5 (P)
 2000 Eagles, 21-3 (P)***
 2001 Eagles, 17-13 (TB)
 Eagles, 31-9 (P)***
 2002 Eagles, 20-10 (P)
 Buccaneers, 27-10 (P)****
 2003 Buccaneers, 17-0 (P)
 2006 Buccaneers, 23-21 (TB)
 2009 Eagles, 33-14 (P)
 2012 Eagles, 23-21 (TB)
 ** NFC Divisional Playoff Game
 *** NFC Wild Card Playoff Game
 **** NFC Championship Game

PITTSBURGH

1976 Steelers, 42-0 (P)
 1980 Steelers, 24-21 (TB)
 1983 Steelers, 17-12 (P)
 1989 Steelers, 31-22 (TB)
 1998 Buccaneers, 16-3 (TB)
 2001 Steelers, 17-10 (TB)
 2002 Steelers, 17-7 (TB)
 2006 Steelers, 20-3 (P)
 2010 Steelers, 38-13 (TB)

ST. LOUIS^

1977 Rams, 31-0 (LA)
 1978 Rams, 26-23 (LA)
 1979 Buccaneers, 21-6 (TB)
 Rams, 9-0 (TB) **
 1980 Buccaneers, 10-9 (TB)
 1984 Rams, 34-33 (TB)
 1985 Rams, 31-27 (TB)
 1986 Rams, 26-20 (LA) *
 1987 Rams, 35-3 (LA)
 1990 Rams, 35-14 (TB)
 1992 Rams, 31-27 (TB)
 1994 Buccaneers, 24-14 (TB)
 1999 Rams, 11-6 (STL) **
 2000 Buccaneers, 38-35 (TB)
 2001 Buccaneers, 24-17 (STL)
 2002 Buccaneers, 26-14 (TB)
 2004 Rams, 28-21 (STL)
 2007 Buccaneers, 24-3 (TB)
 2010 Buccaneers, 18-17 (TB)
 2012 Rams, 28-13 (TB)

* Overtime

** NFC Championship Game

^ Franchise located in Los Angeles prior to 1995

SAN DIEGO

1976 Chargers, 23-0 (TB)
 1981 Chargers, 24-23 (TB)
 1987 Chargers, 17-13 (TB)
 1990 Chargers, 41-10 (SD)
 1992 Chargers, 29-14 (SD)
 1993 Chargers, 32-17 (TB)
 1996 Buccaneers, 25-17 (SD)
 2004 Chargers, 31-24 (SD)
 2008 Chargers, 41-24 (TB)
 2012 Buccaneers, 34-24 (TB)

SAN FRANCISCO

1977 49ers, 20-10 (SF)
 1978 49ers, 6-3 (SF)
 1979 49ers, 27-20 (SF)
 1980 Buccaneers, 24-23 (SF)
 1983 49ers, 35-21 (SF)
 1984 49ers, 24-17 (SF)
 1986 49ers, 31-7 (TB)
 1987 49ers, 24-10 (TB)
 1989 49ers, 20-16 (TB)
 1990 49ers, 31-7 (SF)
 1992 49ers, 21-14 (SF)
 1993 49ers, 45-21 (TB)
 1994 49ers, 41-16 (SF)
 1997 Buccaneers, 13-6 (TB)
 2002 Buccaneers, 31-6 (TB)**
 2003 49ers, 24-7 (SF)
 2004 Buccaneers, 35-3 (TB)
 2005 49ers, 15-10 (SF)
 2007 49ers, 21-19 (SF)
 2010 Buccaneers, 21-0 (SF)
 2011 49ers, 48-3 (SF)

** NFC Divisional Playoff Game

SEATTLE

1976 Seahawks, 13-10 (TB)
 1977 Seahawks, 30-23 (S)
 1994 Seahawks, 22-21 (S)
 1996 Seahawks, 17-13 (TB)
 1999 Buccaneers, 16-3 (S)
 2004 Seahawks, 10-6 (TB)
 2006 Seahawks, 23-7 (S)
 2007 Seahawks, 20-6 (S)
 2008 Buccaneers, 20-10 (TB)
 2009 Buccaneers, 24-7 (S)
 2010 Buccaneers, 38-15 (TB)

TENNESSEE^

1976 Oilers, 20-0 (H)
 1980 Oilers, 20-14 (H)
 1983 Buccaneers, 33-24 (TB)
 1989 Oilers, 20-17 (H)
 1995 Oilers, 19-7 (H)
 1998 Oilers, 31-22 (TB)
 2001 Titans, 31-28 (T)*
 2003 Titans, 33-13 (T)
 2007 Buccaneers, 13-10 (TB)
 2011 Titans, 23-17 (T)

^ Franchise located in Houston prior to 1997

* Overtime

WASHINGTON

1977 Redskins, 10-0 (TB)
 1982 Redskins, 21-13 (TB)
 1989 Redskins, 32-28 (W)
 1993 Redskins, 23-17 (TB)
 1994 Buccaneers, 26-21 (TB)
 Buccaneers, 17-14 (W)
 1995 Buccaneers, 14-6 (TB)
 1996 Buccaneers, 24-10 (TB)
 1998 Redskins, 20-16 (W)
 1999 Buccaneers, 14-13 (TB) **
 2000 Redskins, 20-17 (W)*
 2003 Buccaneers, 35-13 (W)
 2004 Redskins, 16-10 (W)
 2005 Buccaneers, 36-35 (TB)
 Redskins, 17-10 (TB)***
 2006 Buccaneers, 20-17 (TB)
 2007 Buccaneers, 19-13 (TB)
 2009 Redskins, 16-13 (W)
 2010 Buccaneers, 17-16 (W)
 2012 Redskins, 24-22 (TB)

* Overtime

** NFC Divisional Playoff Game

*** NFC Wild Card Playoff Game

ALL-TIME DIVISIONAL STANDINGS

2002-2012 Bucs compete in NFC South • 1977-2001 Bucs competed in NFC Central • 1976 Bucs competed in AFC West

2012	Overall	Division
• Atlanta	13-3	3-3
Carolina	7-9	3-3
New Orleans	7-9	3-3
Tampa Bay	7-9	3-3

2011	Overall	Division
• New Orleans	13-3	5-1
• Atlanta	10-6	3-3
Carolina	6-10	2-4
Tampa Bay	4-12	2-4

2010	Overall	Division
• Atlanta	13-3	5-1
• New Orleans	11-5	4-2
Tampa Bay	10-6	3-3
Carolina	2-14	0-6

2009	Overall	Division
• New Orleans	13-3	4-2
Atlanta	9-7	3-3
Carolina	8-8	4-2
Tampa Bay	3-13	1-5

2008	Overall	Division
• Carolina	12-4	4-2
• Atlanta	11-5	3-3
Tampa Bay	9-7	3-3
New Orleans	8-8	2-4

2007	Overall	Division
• Tampa Bay	9-7	5-1
Carolina	7-9	3-3
New Orleans	7-9	3-3
Atlanta	4-12	1-5

2006	Overall	Division
• New Orleans	10-6	4-2
Carolina	8-8	5-1
Atlanta	7-9	3-3
Tampa Bay	4-12	0-6

2005	Overall	Division
• Tampa Bay	11-5	5-1
Carolina	11-5	4-2
Atlanta	8-8	2-4
New Orleans	3-13	1-5

2004	Overall	Division
• Atlanta	11-5	4-2
New Orleans	8-8	3-3
Carolina	7-9	3-3
Tampa Bay	5-11	2-4

2003	Overall	Division
• Carolina	11-5	5-1
New Orleans	8-8	3-3
Tampa Bay	7-9	2-4
Atlanta	5-11	2-4

2002	Overall	Division
• Tampa Bay	12-4	4-2
• Atlanta	9-6-1	4-2
New Orleans	9-7	3-3
Carolina	7-9	1-5

2001	Overall	Division
• Chicago	13-3	6-2
• Green Bay	12-4	6-2
• Tampa Bay	9-7	4-4
Minnesota	5-11	3-5
Detroit	2-14	1-7

2000	Overall	Division
• Minnesota	11-5	5-3
• Tampa Bay	10-6	4-4
Green Bay	9-7	5-3
Detroit	9-7	3-5
Chicago	5-11	3-5

1999	Overall	Division
• Tampa Bay	11-5	5-3
• Minnesota	10-6	4-4
Detroit	8-8	4-4
Green Bay	8-8	4-4
Chicago	6-10	3-5

1998	Overall	Division
• Minnesota	15-1	7-1
• Green Bay	11-5	4-4
Tampa Bay	8-8	4-4
Detroit	5-11	4-4
Chicago	4-12	1-7

1997	Overall	Division
• Green Bay	13-3	7-1
• Tampa Bay	10-6	3-5
• Minnesota	9-7	6-2
Detroit	9-7	3-5
Chicago	4-12	1-7

1996	Overall	Division
• Green Bay	13-3	7-1
• Minnesota	9-7	5-3
Chicago	7-9	3-5
Tampa Bay	6-10	2-6
Detroit	5-11	3-5

1995	Overall	Division
• Green Bay	11-5	5-3
• Detroit	10-6	6-2
Chicago	9-7	4-4
Minnesota	8-8	3-5
Tampa Bay	7-9	2-6

1994	Overall	Division
• Minnesota	10-6	5-3
Detroit	9-7	6-2
Chicago	9-7	4-4
• Green Bay	9-7	3-5
Tampa Bay	6-10	2-6

1993	Overall	Division
• Detroit	10-6	4-4
• Minnesota	9-7	6-2
• Green Bay	9-7	4-4
Chicago	7-9	3-5
Tampa Bay	5-11	3-5

1992	Overall	Division
• Minnesota	11-5	7-1
• Green Bay	9-7	4-4
Tampa Bay	5-11	3-5
Chicago	5-11	3-5
Detroit	5-11	3-5

1991	Overall	Division
• Detroit	12-4	6-2
• Chicago	11-5	7-1
Minnesota	8-8	3-5
Green Bay	4-12	3-5
Tampa Bay	3-13	1-7

1990	Overall	Division
• Chicago	11-5	6-2
Tampa Bay	6-10	5-3
Detroit	6-10	3-5
Green Bay	6-10	3-5
Minnesota	6-10	3-5

1989	Overall	Division
• Minnesota	10-6	6-2
• Green Bay	10-6	5-3
Detroit	7-9	4-4
Chicago	6-10	2-6
Tampa Bay	5-11	3-5

1988	Overall	Division
• Chicago	12-4	6-2
• Minnesota	11-5	6-2
Tampa Bay	5-11	4-4
Detroit	4-12	2-6
Green Bay	4-12	2-6

1987	Overall	Division
• Chicago	11-4	7-0
• Minnesota	8-7	3-5
Green Bay	5-9-1	3-4
Tampa Bay	4-11	3-4
Detroit	4-11	2-5

1986	Overall	Division
• Chicago	14-2	7-1
Minnesota	8-8	6-2
Detroit	5-11	3-5
Green Bay	4-12	3-5
Tampa Bay	2-14	1-7

1985	Overall	Division
• Chicago	15-1	8-0
• Green Bay	8-8	6-2
Minnesota	7-9	3-5
Detroit	7-9	2-6
Tampa Bay	2-14	1-7

1984	Overall	Division
• Chicago	10-6	7-1
• Green Bay	8-8	5-3
Tampa Bay	6-10	3-5
Detroit	4-11-1	3-5
Minnesota	3-13	2-6

1983	Overall	Division
• Detroit	9-7	7-1
• Green Bay	8-8	4-4
Chicago	8-8	4-4
Minnesota	8-8	4-4
Tampa Bay	2-14	1-7

1982	Overall	Division
(No official champion due to strike)		
• Green Bay	5-3-1	1-2
• Minnesota	5-4	3-1
• Tampa Bay	5-4	2-1
Detroit	4-5	3-3
Chicago	4-5	1-3

1981	Overall	Division
• Tampa Bay	9-7	6-2
Detroit	8-8	4-4
Green Bay	8-8	4-4
Minnesota	7-9	4-4
Chicago	6-10	2-6

1980	Overall	Division
• Minnesota	9-7	5-3
Detroit	9-7	5-3
Chicago	7-9	5-3
Tampa Bay	5-10-1	1-6-1
Green Bay	5-10-1	3-4-1

1979	Overall	Division
• Tampa Bay	10-6	6-2
• Chicago	10-6	5-3
Minnesota	7-9	5-3
Green Bay	5-11	3-5
Detroit	2-14	1-7

1978	Overall	Division
• Minnesota	8-7-1	5-2-1
• Green Bay	8-7-1	5-2-1
Detroit	7-9	4-4
Chicago	7-9	3-5
Tampa Bay	5-11	2-6

1977	Overall	Division
• Minnesota	9-5	6-1
• Chicago	9-5	6-1
Detroit	6-8	2-5
Green Bay	4-10	2-5
Tampa Bay	2-12	0-4

1976	Overall	Division
• Oakland	13-1	7-0
Denver	9-5	5-2
San Diego	6-8	2-5
Kansas City	5-9	2-5
Tampa Bay	0-14	0-4

• Qualified for playoffs

ALL-TIME ROSTER

To be listed on the all-time roster, a player must have been on the roster for at least one regular-season game. The 44 players who participated in 1987 replacement games only are listed separately at the end.

Red indicates active with Buccaneers.

PLAYER	POSITION	NUMBER	SCHOOL	SEASONS	YEARS	GAMES	STARTS
A							
Abdullah, Rabih	RB	26, 27	Lehigh	4	1998-01	43	1
Abraham, Clifton	CB	26	Florida State	1	1995	6	0
Abraham, Donnie	CB	21	East Tennessee State	6	1996-01	92	78
Acorn, Fred	CB	27	Texas	1	1984	16	1
Adams, Blue	CB/S	46	Cincinnati	2	2005-06	29	0
Adams, Gaines	DE	90	Clemson	3	2007-09	37	29
Adams, Scott	G	71	Georgia	1	1996	7	2
Adams, Theo	T	73	Hawaii	1	1993	7	0
Ahanotu, Chidi	DE/DT	72, 90, 95	California	9	1993-00; 04	121	109
Alexander, Elijah	LB	59	Kansas State	1	1992	12	0
Allen, Greg	RB	28	Florida State	1	1986	2	0
Allen, Roger	G	73	Missouri Western State	1	2012	5	0
Allen, Will	S	26, 37	Ohio State	6	2004-09	84	26
Alston, Jon	LB	50	Stanford	1	2010*	0	0
Alstott, Mike	FB	40	Purdue	12	1996-07*	158	137
Alward, Tom	G	67	Nebraska	1	1976	14	9
Anderson, Brandon	CB	38	Akron	1	2009	3	0
Anderson, Darren	CB	44	Toledo	2	1992-93	15	1
Anderson, Don	CB	23	Purdue	1	1987	11	0
Anderson, Gary	RB	40	Arkansas	4	1990-93	53	23
Anderson, Jerry	S	31	Oklahoma	1	1978	2	0
Anderson, Jesse	TE	89	Mississippi State	3	1990-92	32	4
Anderson, Vince	S	37	Webber International	1	2010-	3	0
Andrus, Shane	K	3	Murray State	1	2009	3	0
Anno, Sam	LB	56	Southern California	3	1989-91	48	0
Anthony, Reidel	WR	85	Florida	5	1997-01	73	38
Anthony, Terry	WR	85	Florida State	2	1990-91	10	0
Arbubakrr, Hasson	DE	69	Texas Tech	1	1983	16	1
Ariri, Obed	PK	2	Clemson	1	1984	16	0
Armstrong, Adger	FB	46, 40	Texas A&M	3	1983-85	42	14
Armstrong, Tyji	TE	86	Mississippi	4	1992-95	59	28
Arrington, Kyle	CB	29	Hofstra	1	2009	1	0
Asante, Larry	S	22	Nebraska	2	2010-2011	12	0
Askew, B.J.	FB	35	Michigan	3	2007-09	28	15
Austin, Cliff	RB	39	Clemson	1	1987	3	2
Austin, Darrell	G/C/T	69	South Carolina	2	1979-80	24	2
Austin, Eric	S	27	Jackson State	1	1996	2	0
B							
Baber, Billy	TE	44	Virginia	1	2004	1	0
Bailey, Don	C	61	Miami (FL)	1	1983	0	0
Ball, Larry	LB	53	Louisville	1	1976	13	0
Barber, Chris	CB	33	North Carolina A&T	1	1992	3	0
Barber, Mike	WR	84	Marshall	1	1992	2	0
Barber, Ronde	CB	20	Virginia	16	1997	241	232
Barker, Will	T	61	Virginia	1	2010	3	0
Barlow, Reggie	WR	84	Alabama State	2	2002-03	13	1
Barnes, Darian	FB	30	Hampton	2	2002-03	20	0
Barnhardt, Tommy	P	6	North Carolina	3	1996-98	38	0
Barrett, David	RB	30	Houston	1	1982	7	0
Barron, Mark	S	24	Alabama	1	2012-	16	16
Bartalo, Steve	RB	42	Colorado State	1	1987	9	0
Barth, Connor	K	10	North Carolina	4	2009-	56	0
Battaglia, Marco	TE	81	Rutgers	1	2002	2	0
Bax, Carl	G	75	Missouri	2	1989-90	15	10
Becht, Anthony	TE	88	West Virginia	3	2005-07	48	34
Beckles, Ian	G	62	Indiana	7	1990-96	101	97
Bell, Jerry	TE	82	Arizona State	5	1982-86	60	30
Bell, Kerwin	QB	11	Florida	1	1989	0	0
Bell, Ricky	RB	42	Southern California	5	1977-81	60	50
Bell, Theo	WR	83	Arizona	5	1981-85	70	13
Bellisari, Greg	LB	52	Ohio State	2	1997-98	16	0
Benjamin, Ryan	LS	66	South Florida	2	2002-03	26	0
Benn, Arrelious	WR	17	Illinois	3	2010-12	37	23

OWNERSHIP

Bennett, Charles	DE	93, 92	Clemson	2	2006-07*	3	0
Bennett, Michael A.	RB	29	Wisconsin	2	2007-08	13	1
Bennett, Michael	DL	71	Texas A&M	4	2009-12	50	27
Berns, Rick	RB	36	Nebraska	2	1979-80	32	3
Bidwell, Josh	P	9	Oregon	6	2004-09*	80	0
Biggers, E.J.	CB	31	Western Michigan	4	2009-12*	45	24
Bishop, Harold	TE	89	Louisiana State	1	1994	6	0
Black, Ahmad	S	43	Florida	2	2011-	20	1
Black, Quincy	LB	58	New Mexico	6	2007-12	81	40
Blackman, Ken	G	66	Illinois	1	1999	0	0
Blados, Brian	G	69	South Carolina	1	1992	2	0
Blahak, Joe	CB	21	Nebraska	1	1976	2	1
Blanchard, Tom	P	16	Oregon	3	1979-81	35	0
Bligen, Dennis	RB	38	St. John's	1	1986	2	0
Blount, Jeb	QB	17	Tulsa	1	1977	5	4
Blount, LeGarrette	RB	27	Oregon	3	2010	40	21
Boatner, Mack	RB	34	Southeast Louisiana	1	1986	7	0
Bolden, Juran	CB	21	Mississippi Delta	2	2005-06	32	13
Bonness, Rik	LB	53	Nebraska	3	1977-79	45	2
Booty, John	S	44	TCU	1	1995	7	2
Boryla, Mike	QB	10	Stanford	2	1977-78*	1	1
Boston, David	WR	89	Ohio State	1	2007	0	0
Bouje, Tony	S	23	Arizona	4	1995-98	57	0

PLAYERS

Bowers, Da'Quan	DE	91	Clemson	2	2011-	26	6
Boyett, Lon	TE	84	Cal State-Northridge	1	1977	0	0
Bradford, Allen	RB	21	Southern California	1	2011	1	0
Bradley, Jon	DT	73, 91	Arkansas State	3	2004-06	26	3
Bradley, Mark	WR	16	Oklahoma	1	2009	0	0
Brady, Ed	LB	53	Illinois	4	1992-95	64	0
Brady, Jeff	LB	57	Kentucky	1	1994	16	0
Brady, Ricky	TE	49	Oklahoma	1	1997^	0	0
Braggs, Byron	DE	71	Alabama	1	1984	14	0
Brantley, Scot	LB	52	Florida	8	1980-87	114	71
Branton, Gene	TE/WR	80	Texas Southern	2	1983, 85	3	0
Brien, Doug	K	4	California	1	2001	2	0
Bright, Leon	RB/KR	29	Florida State	2	1984-85	21	0
Briscoe, Dezmon	WR	89	Kansas	2	2010-2011	18	2
Brooks, Derrick	LB	55	Florida State	14	1995-08	224	221

2012 REVIEW

Brooks, James	RB	20	Auburn	1	1992	2	0
Brooks, Reggie	RB	41	Notre Dame	1	1996	11	4
Brown, Aaron	LB	55	Ohio State	3	1978-80	44	2
Brown, Cedric	S	34	Kent	9	1976-84	100	95
Brown, Lomas	T	75	Florida	1	2002	11	0
Brown, Selwyn	S	28	Miami (FL)	1	1988	4	0
Brown, Tim	WR	81	Notre Dame	1	2004	15	4
Browner, Joey	S	47	Southern California	1	1992	7	2
Browner, Keith	LB	57	Southern California	3	1984-86	47	28
Brownlow, Darrick	LB	55	Illinois	2	1992-93	31	4
Bruhin, John	G	69	Tennessee	4	1988-91	49	21
Bryan, Chris	P	9	None	1	2010	4	0
Bryant, Anthony	DT	64	Alabama	1	2005	4	0

HISTORY

Bryant, Antonio	WR	89	Pittsburgh	2	2008-09	29	26
Bryant, Matt	K	3	Baylor	4	2005-08	63	0
Buchanan, Phillip	CB	31	Miami (FL)	3	2006-08	42	33
Buckley, Curtis	S	28	East Texas State	3	1993-95	38	2
Buening, Dan	G	72	Wisconsin	3	2005-07	25	23
Bujnoch, Glenn	G	77	Texas A&M	2	1983-84	14	5
Burnette, Reggie	LB	56, 50	Houston	2	1992-93	20	4
Burns, Keith	LB	51	Oklahoma State	1	2004	16	0
Bussey, Barney	S/LB	27	South Carolina State	3	1993-95	40	27
Butler, Gary	TE	82	Rice	1	1977	4	0
Bvham, Nate	TE	82	Pittsburgh	1	2012-	11	2

RECORDS

			C				
Calhoun, Mike	DT/DE	70	Notre Dame	1	1980	3	0
Campbell, Darrell	DT	60	Notre Dame	1	2006	0	0
Campbell, Joe	DE	79	Maryland	1	1981	7	0
Cannida, James	DT	98	Nevada-Reno	4	1998-01	40	2
Cannon, John	DE/DT	78	William & Mary	9	1982-90	122	72
Capece, Bill	PK	3	Florida State	3	1981-83	37	0
Cargile, Steve	S	37	Columbia	1	2009	1	0
Carlson, Jeff	QB	7	Weber State	2	1990-91	4	1
Carlton, Darryl	T	70	Tampa	3	1977-79	43	27
Carney, John	PK	3, 4	Notre Dame	2	1988-89	5	0
Carpenter, Rudy	QB	12	Arizona State	3	2009-11	1	0
Carrier, Mark	WR	88, 89	Nicholls State	6	1987-92	88	80

Carroll, Jay	TE	86	Minnesota	1	1984	16	2
Carter, Blanchard	G	66	UNLV	1	1977	13	0
Carter, Brandon	G	60	Texas Tech	1	2010	1	0
Carter, Carl	CB	44	Texas Tech	1	1991	11	10
Carter, Gerald	WR	87	Texas A&M	8	1980-87	100	61
Carter, Kevin	DE/DT	93	Florida	2	2007-08	32	30
Carter, Louis	RB	32	Maryland	3	1976-78	44	15
Carter, Marty	S	23	Middle Tennessee State	4	1991-94	62	55
Carver, Melvin	RB	28	UNLV	4	1982-85	32	11
Cash, Antoine	LB	52	Southern Mississippi	2	2006-07*	16	0
Castille, Jeremiah	CB	23	Alabama	4	1983-86	60	45
Cerqua, Marq	LB	58	Carson-Newman	1	2001	3	0
Cesare, Billy	CB	44	Miami (FL)	3	1978-79; 81	42	0
Chambers, Wally	DE	60	Eastern Kentucky	2	1978-79	28	18
Chamblee, Al	DE	57	Virginia Tech	2	1991-92	22	3
Chandler, Chris	QB	17	Washington	2	1990-91	13	6
Christie, Steve	PK	2	William & Mary	2	1990-91	32	0
Christy, Jeff	C	62	Pittsburgh	3	2000-02	47	47
Chukwurah, Patrick	LB/DE	54, 94	Wyoming	2	2007-08	9	0
Ciurciu, Vinny	FB	44	Boston College	1	2003	8	0
Charleston, Jeff	DE	92	Idaho State	1	2012	0	0
Claiborne, Robert	WR	81	San Diego State	1	1993	5	0
Clark, Brian M.	PK	5	Florida	1	1982	1	0
Clark, Brian R.	WR	87, 18	North Carolina State	3	2007-09	24	0
Clark, Dallas	TE	44	Iowa	1	2012	16	7
Clark, Randy	S	31	Florida	1	1984	2	0
Clayborn, Adrian	DE	94	Iowa	2	2011-	19	19
Claybrooks, DeVone	DT	93	East Carolina	1	2002	2	0
Clayton, Michael	WR	80	LSU	6	2004-09	84	56
Clinkscales, Joey	WR	83	Tennessee	1	1988	3	0
Cobb, Reggie	RB	34, 33	Tennessee	4	1990-93	60	47
Cobb, Robert	DE	67	Arizona	1	1982	3	0
Cocroft, Sherman	S	25	San Jose State	1	1989	10	2
Coleman, Cozey	G	60	Tennessee	5	2000-04	71	63
Coleman, Sidney	LB	53, 50	Southern Mississippi	4	1988-90; 92	37	10
Collins, Shawn	WR	89	Northern Arizona	1	1993	0	0
Colmer, Chris	T	61	North Carolina State	2	2005-06	0	0
Colzie, Neal	S	20	Ohio State	4	1980-83	46	29
Comella, Greg	FB	34	Stanford	1	2004	7	0
Compas, Jonathan	C	61	California-Davis	1	2009	2	0
Cook, Jameel	FB	43, 33	Illinois	6	2001-05; 08	82	18
Cooper, Bert	LB	56	Florida State	1	1976	12	3
Cooper, Mark	T/G	71	Miami (FL)	3	1987-89	25	7
Cooper, Marquis	LB	58	Washington	2	2004-05	26	0
Copeland, Horace	WR	88, 89	Miami (FL)	6	1993-98*	58	28
Cotney, Mark	S	33	Cameron State	9	1976-84*	113	92
Courson, Steve	G	72	South Carolina	2	1984-85	30	25
Covington, Tony	S	25	Virginia	4	1991-94*	31	15
Cox, Torrie	CB	27, 24	Pittsburgh	7	2003-09*	56	4
Crawford, Casey	TE	89	Virginia	1	2002	4	0
Crisman, Joel	G	68	Southern California	1	1996	9	0
Criswell, Ray	P	13	Florida	2	1987-88	19	0
Crockett, Zack	FB	30	Florida State	1	2007	1	0
Crowder, Randy	DE/DT	71	Penn State	3	1978-80	32	10
Crowder, Tim	DE	96	Texas	3	2009-11	41	13
Crowell, Angelo	LB	59	Virginia	1	2009*	0	0
Culpepper, Brad	DT	73, 77	Florida	6	1994-99	93	80
Culpepper, Willie	WR	81	Southwest Louisiana	1	1992	3	0
Current, Mike	T	74	Ohio State	1	1976	14	14
Curry, Craig	S	31	Texas	3	1984-86	37	16
Curry, DeMarcus	T	76	Auburn	2	2000-01	3	0
Curry, Eric	DE	75	Alabama	5	1993-97	59	44
Cutrer, Jacob	LB	51	LSU	2	2011-	16	0

D

Darby, Alvis	TE	82	Florida	1	1978	6	1
Darby, Chartric	DT	91	South Carolina State	4	2001-04	61	23
Darby, Kenneth	RB	33	Alabama	1	2007	1	0
Darns, Phil	DE	75	Mississippi Valley State	1	1984	2	0
David, Lavonte	LB	54	Nebraska	1	2012-	16	16
Davis, Anthony	RB	28	Southern California	1	1977	11	6
Davis, Anthony	T	69	Virginia Tech	6	2003-08	47	32
Davis, Charlie	RB	26	Colorado	1	1976	7	4
Davis, Don	LB	58	Kansas	3	1998-00	35	0
Davis, Gary	RB	28	Cal Poly SLO	2	1980-81	22	2
Davis, Greg	PK	8	The Citadel	1	1987	0	0

OWNERSHIP

PLAYERS

2012 REVIEW

HISTORY

RECORDS

SIDELINES

OWNERSHIP

Davis, Jeff	LB	58	Clemson	6	1982-87	83	72
Davis, John	TE	80, 87	Emporia State	3	1997-99	40	2
Davis, Johnny	FB	38	Alabama	3	1978-80	46	20
Davis, Reuben	DE	79	North Carolina	5	1988-92	65	55
Davis, Ricky	DB	27	Alabama	1	1976	11	0
Davis, Sammy	CB	22	Texas A&M	1	2007	14	1
Davis, Tony	RB	27	Nebraska	3	1979-81	47	2
Davis, Tyree	WR	82	Central Arkansas	2	1994-95	1	0
Dawsey, Lawrence	WR	80	Florida State	5	1991-95	57	41
DeBerg, Steve	QB	17	San Jose State	6	1984-87; 92-93	64	37
Deese, Derrick	T	70	Southern California	1	2004	16	16
Delaney, Jeff	S	24	Pittsburgh	1	1981	2	0
Denman, Chris	T	74	Fresno State	1	2007*	0	0
Diaz, Jorge	G	64	Texas A&M-Kingsville	4	1996-99	52	45
Dickinson, Parnell	QB	18	Mississippi Valley State	1	1976	8	1
Dierking, Scott	FB/RB	25	Purdue	1	1984	8	2
Dile, Marc	OL	62	South Florida	1	2009	0	0
Diles, Zac	LB	53	Kansas State	1	2011	7	0
Dilfer, Trent	QB	12	Fresno State	6	1994-99	79	76
Dilger, Ken	TE	85	Illinois	3	2002-04	47	44
Dill, Scott	G/T	76	Memphis	6	1990-95	59	46
Dimry, Charles	CB	39	UNLV	3	1994-96	48	39
Dixon, Dwayne	WR	81	Florida	2	1984; 87	12	0
Dogins, Kevin	C	65	Texas A&M-Kingsville	5	1996-00	18	9
Dombrowski, Paul	S	47	Linfield (OR)	1	1985	6	0
Dotson, Demar	T	69	Southern Mississippi	4	2009-*	38	17
Dotson, Santana	DT/DE	71	Baylor	4	1992-95	64	46
Douglas, Derrick	RB	37	Louisiana Tech	1	1990	0	0
Douglas, David	WR	89	Arizona	1	2012-	1	0
Douglas, Freddie	WR	84	Arkansas	1	1976	7	1
Drewrey, Willie	WR/PR	87	West Virginia	4	1989-92	57	3
DuBose, Demetrius	LB	93	Notre Dame	4	1993-96	60	5
DuBose, Jimmy	RB	35	Florida	3	1976-78	33	15
Duckens, Mark	DE/DT	95	Arizona State	1	1992	5	3
Dudley, Rickey	TE	88	Ohio State	3	2002-04	24	5
Duncan, Jamie	LB	59	Vanderbilt	4	1998-01	59	36
Dunn, K.D.	TE	80, 85	Clemson	2	1985-86	14	0
Dunn, Warrick	RB	28	Florida State	6	1997-01; 08	91	71

PLAYERS

E							
Easmon, Ricky	CB	26	Florida	2	1985-86	15	2
Eckwood, Jerry	RB	43	Arkansas	3	1979-81	47	30
Economos, Andrew	LS	48	Georgia Tech	7	2006-	92	0
Edmonds, Bobby Joe	RB/KR	41	Arkansas	1	1995	16	0
Edwards, Mario	CB	27	Florida State	1	2004	15	3
Elder, Donnie	S/CB	40	Memphis	2	1988-89	32	0
Ellison, Jerry	RB	37	Tenn.-Chattanooga	4	1995-98	64	5
Emanuel, Bert	WR	87	Rice	2	1998-99	22	21
Erickson, Craig	QB	7	Miami (FL)	3	1992-94	37	30
Evans, James	FB	38	Southern	1	1987	1	0
Evans, Maurice	DE	96	Penn State	1	2009	0	0
Everett, Eric	CB/S	42	Texas Tech	1	1990	16	0
Everett, Thomas	S	22	Baylor	2	1994-95	28	25

HISTORY

F							
Faine, Jeff	C	52	Notre Dame	4	2008-2011	51	51
Farmer, Dave	FB	41	Southern California	1	1978	3	0
Farmer, Karl	WR	84	Pittsburgh	1	1978	2	0
Farquhar, John	TE	89	Duke	1	1996	1	0
Farrell, Sean	G/T	62	Penn State	5	1982-86	64	59
Ferguson, Joe	QB	12	Arkansas	2	1988-89	7	3
Fest, Howard	G-T	72	Texas	2	1976-77	15	14
Fielder, Don	DE	65	Kentucky	1	1985	11	0
Figurs, Yamon	WR	16	Kansas State	1	2009	3	0
Ford, Chris	WR	81	Lamar	1	1990	1	0
Ford, Mike	QB	10	SMU	2	1981-82	0	0

RECORDS

Foster, Mason	LB	59	Washington	2	2011-	32	31
France, Todd	K	4	Toledo	1	2005	1	0
Franklin, Collin	TE	85	Iowa State	1	2011	2	0
Franklin, Larry	WR	80	Jackson State	1	1978	2	0
Franklin, Pat	RB	35	Southwest Texas State	1	1986	8	1
Freeman, Josh	QB	5	Kansas State	4	2009-	57	54
Freeman, Phil	WR	81	Arizona	3	1985-87	37	11
Freitas, Rockne	T	74	Oregon State	1	1978	13	2
Frizzell, William	S	33	N. Carolina Central	1	1991	16	4
Frost, Scott	S	21	Nebraska	1	2003	4	0
Fullington, Darrell	S	27	Miami (FL)	2	1991-92	27	13

SIDELINES

Fulton, Xavier	T	68	Illinois	1	2009*	0	0
Fusina, Chuck	QB	14	Penn State	3	1979-81	7	0
Futrell, Bobby	CB/S	36	Elizabeth City State	5	1986-90	61	17
G							
Gaitor, Anthony	CB	26	Florida International	2	2011-	12	2
Galloway, Joey	WR	84	Ohio State	5	2004-08	66	56
Gant, Brian	LB	91	Illinois State	1	1987	11	3
Gant, Kenneth	S	29	Albany (GA) State	3	1995-97	41	3
Garcia, Frank	P	5	Arizona	5	1983-87	76	0
Garcia, Jeff	QB	7	San Jose State	2	2007-08	25	24
Garner, Charlie	RB	30	Tennessee	1	2004	3	3
Garrett, Jason	QB	17	Princeton	1	2004	0	0
Gates, Lionel	RB	28	Louisville	2	2006-07	1	0
Gay, Everett	WR	89	Texas	1	1989	0	0
Gessner, Chas	WR	83	Brown	1	2007	1	0
Gibson, David	S	46, 34, 22	Southern California	4	2000-03	34	0
Gibson, Gary	DT	95	Rutgers	1	2012-	16	1
Gilbeaux, Brandon	DE	72	Delaware	1	2010*	0	0
Gilberry, Wallace	DL	92	Alabama	1	2012	0	0
Giles, Jimmie	TE	88	Alcorn State	9	1978-86	121	112
Gill, Randy	LB	49	San Jose State	1	1978	1	0
Gillespie, Willie	WR	83	Tenn.-Chattanooga	1	1986	2	0
Gilmore, John	TE	88	Penn State	3	2008-10	45	23
Gilreath, David	WR	84	Wisconsin	1	2012	0	0
Gladman, Charles	RB	37	Pittsburgh	1	1987	2	0
Goff, Robert	DE	94	Auburn	2	1988-89	28	18
Gold, Ian	LB	52	Michigan	1	2004	16	13
Golden, Jack	LB	58	Oklahoma State	2	2002-03	17	0
Golsteyn, Jerry	QB	11	Northern Illinois	2	1982-83	6	3
Gooch, Jeff	LB	50	Austin Peay	8	1996-01, 04-05*	105	22
Goode, Conrad	G	79	Missouri	1	1987	11	2
Goode, Kerry	RB	27	Alabama	1	1988	14	5
Goode, Najee	LB	53	West Virginia	1	2012-	2	0
Goodspeed, Dan	T	64	Kent State	1	2002	0	0
Gordon, Sonny	S	31	Ohio State	1	1987	7	0
Gorrer, Danny	CB	36	Texas A&M	1	2012-	6	1
Gradkowski, Bruce	QB	7, 5	Toledo	2	2006-07	17	11
Graham, Dan	C	65	Northern Illinois	1	1989	0	0
Graham, Don	LB	53	Penn State	1	1987	2	0
Graham, Earnest	RB	34, 33	Florida	8	2004-11	98	35
Gramatica, Martin	K	7, 10	Kansas State	6	1999-04	89	0
Grant, Darryl	DT	97	Rice	1	1991	2	0
Grant, David	DT	99	West Virginia	1	1992	2	0
Grant, Frank	WR	83	South Colorado State	1	1978	10	4
Gray, Jerry	S	20	Texas	1	1993	14	5
Green, Cornell	T/G	74	Central Florida	3	2002-03, 06	37	8
Green, Dave	P/K	4	Ohio	3	1976-78	44	0
Green, Hugh	LB	53	Pittsburgh	5	1981-85	54	53
Green, Jacquez	WR	81	Florida	4	1998-01	56	37
Green, Rogerick	CB	26	Kansas State	3	1992-94*	12	1
Green, Willie	WR	82	Mississippi	1	1994	5	0
Greenwood, David	S	30	Wisconsin	1	1985	16	10
Gregory, Damian	DT	66	Illinois State	1	2004	6	0
Grice, Shane	G	68	Mississippi	1	2001	1	0
Griese, Brian	QB	8	Michigan	3	2004-05; 08	22	21
Grimes, Randy	G/C	60	Baylor	10	1983-92*	118	104
Grimm, Cody	S	35	Virginia Tech	3	2010-	23	12
Gruber, Paul	T	74	Wisconsin	12	1988-99	183	183
Gunn, Jimmy	LB	30	Southern California	1	1976	13	11
Gurley, Buck	DT	90	Florida	1	2002	8	0
H							
Haddix, Wayne	CB/S	45	Liberty	2	1990-91	22	20
Hagins, Isaac	WR	81, 1	Southern	5	1976-80	50	32
Hall, De'Von	S	43	Utah State	1	2009	0	0
Hall, Rhett	DT	91, 66	California	3	1991-93	21	0
Hall, Ron	TE	82	Hawaii	7	1987-93	101	90
Hamilton, Harry	S	39	Penn State	4	1988-91	52	50
Hamilton, Joe	QB	14, 1	Georgia Tech	3	2000-02*	1	0
Hamilton, Marcus	CB	32	Virginia	2	2008-09	2	0
Hampton, Alonzo	CB	22	Pittsburgh	1	1991	15	3
Hankton, Cortez	WR	14	Texas Southern	1	2008*	0	0
Hannah, Charley	T/DE	73	Alabama	6	1977-82	77	61
Hanratty, Terry	QB	5	Notre Dame	1	1976	4	1
Hape, Patrick	TE	82	Alabama	4	1997-00	61	8
Hardman, Derek	G/T	73	Eastern Kentucky	3	2010	15	4

OWNERSHIP

Hardy, Robert	RB	36	Carson-Newman	1	1991	16	0
Harper, Alvin	WR	82, 80	Tennessee	2	1995-96	25	19
Harris, Dominique	S	21	Temple	1	2010	1	0
Harris, Jackie	TE	81, 80	Northeast Louisiana	4	1994-97	50	48
Harris, Leonard	WR	84	Texas Tech	1	1986	5	1
Harris, Odie	S	20	Sam Houston	3	1988-90	48	9
Harris, Paul	LB	52	Alabama	2	1977-78	19	2
Harris, Rudy	FB	43	Clemson	2	1993-94	18	2
Harris, William	TE	86	Texas	1	1989	16	2
Harrison, Todd	TE	89	North Carolina State	1	1992	1	0
Harvey, John	RB	26	UTEP	1	1990	16	1
Harvey, Maurice	CB	24	Ball State	1	1984	15	0
Hastings, Andre	WR	88	Georgia	1	2000	3	0
Hawkins, Andy	LB	59	Texas A&I	4	1980-83	47	27
Hawkins, Courtney	WR	85, 5	Michigan State	5	1992-96	77	48
Haye, Jovan	DT	71	Vanderbilt	3	2006-08, 11	41	30
Hayes, Eric	DT	95	Florida State	1	1993	2	0
Hayes, Geno	LB	54	Florida State	4	2008-11	56	42
Haynesworth, Albert	DT	95	Tennessee	1	2011	7	

PLAYERS

Hayward, Adam	LB	57	Portland State	6	2007-	91	11
Hedberg, Randy	QB	14	Minot State	1	1977	7	4
Heflin, Vince	WR	89	Central (OH) State	1	1986	6	3
Hegamin, George	T	79	North Carolina State	2	1999-00	17	1
Heinrich, Keith	TE	87	Sam Houston State	1	2007	4	0
Heller, Ron	T	73	Penn State	4	1984-87	58	56
Heller, Will	TE	89, 85	Georgia Tech	3	2003-05	19	3
Herron, Noah	RB	29	Northwestern	1	2008	0	0
Hewko, Bob	QB	8	Florida	1	1983	3	0
Highsmith, Alonzo	FB	32	Miami (FL)	2	1991-92	16	2
Hill, Bruce	WR	84	Arizona State	5	1987-91	57	50
Hilliard, Ike	WR	19	Florida	4	2005-08	63	14
Hires, Leon	C	70	Florida	1	2001	0	0
Hochstein, Russ	G	65	Nebraska	2	2001-02	1	0
Holland, Devin	S	30	McNeese State	1	2011	4	0
Holloway, Derek	WR	83	Arkansas	1	1987	1	0
Holloway, Steve	TE	80	Tennessee State	1	1987	6	4
Holmes, Ron	DE	90	Washington	4	1985-88	50	44
Holt, John	CB	21	West Texas State	5	1981-85	72	53
Horton, Greg	G	64	Colorado	2	1978-79	30	28
House, Kevin	WR	89	Southern Illinois	7	1980-86	94	81
Hovan, Chris	DT	95	Boston College	5	2005-09	79	79
Howard, Bobby	RB	25	Indiana	3	1986-88	20	2
Howard, Carl	CB	25	Rutgers	1	1985	4	0
Howard, William	FB	43	Tennessee	2	1988-89	31	21
Howell, John	S	38	Colorado State	4	2001-04	54	8
Huff, Gary	QB	19	Florida State	2	1977-78	14	6
Huggins, Kareem	RB	32	Hofstra	2	2009-10	6	0
Hunt, Charles	LB	55	Florida State	1	1976	5	0
Hunter, Brice	WR	88,19	Georgia	2	1997-98	13	0
Hunter, Eddie	RB	37	Virginia Tech	1	1987	3	0
Hunter, Jeff	DE	97	Albany (GA) State	1	1994	1	0
Husted, Michael	K	5	Virginia	6	1993-98	96	0
Hutchinson, Scott	DE	70	Florida	1	1981	16	0

2012 REVIEW

Igwebuike, Donald	PK	1	Clemson	5	1985-89	72	0
Ingram, Byron	T/G	61	Eastern Kentucky	1	1989	0	0
Ingram, Stephen	T/G	65, 67	Maryland	3	1995-97*	2	0
Inmon, Earl	LB	59	Bethune-Cookman	1	1978	2	0
Irvin, Corvey	DT	96	Georgia	1	2012	12	0
Irwin, Tim	T	78	Tennessee	1	1994	8	6
Isom, Ray	S	28	Penn State	2	1987-88	8	6
Ivy, Corey	CB	35	Oklahoma	4	2001-04	49	2

HISTORY

		J					
Jackson, Dexter L.	S	34, 28	Florida State	6	1999-02; 04-0573	42	
Jackson, Dexter M.	WR	10	Appalachian State	1	2008	7	0
Jackson, Noah	G	65	Tampa	1	1984	6	3
Jackson, Scott	C	74	Brigham Young	2	2005-06	0	0
Jackson, Tanard	S	36, 28	Syracuse	5	2007-11	56	56
Jackson, Tyoka	DT/DE	97	Penn State	5	1996-00	63	16
Jackson, Vincent	WR	83	Northern Colorado	1	2012-	16	16
Jameson, Larry	DT	69	Indiana	1	1976	1	0
Jarvis, Curt	DT	95	Alabama	4	1987-90	38	36
Jeffers, Lemont	LB	55	Tennessee	1	1982	0	0
Jenkins, Julian	DT/DE	91	Stanford	1	2006	12	0
Jenkins, Kerry	G	71	Troy State	2	2002-03	31	26

RECORDS

SIDELINES

Jennings, Rick	WR	81	Maryland	1	1976	0	0
Jennings, Stanford	RB	28	Furman	1	1992	11	0
Johnson, Brad	QB	14	Florida State	4	2001-04	49	49
Johnson, Cecil	LB	56	Pittsburgh	9	1977-85	111	90
Johnson, D.J.	CB	29	Jackson State	1	2010	0	0
Johnson, Dennis	LB	55	Southern California	1	1985	8	0
Johnson, Dirk	P	8	Northern Colorado	1	2009	11	0
Johnson, Essex	RB	19	Grambling	1	1976	14	1
Johnson, George	DE	67	Rutgers	3	2010-12	9	0
Johnson, Greg	DE	72	Florida State	1	1977	5	0
Johnson, Josh	QB	11	San Diego	4	2008-11	26	5
Johnson, Keyshawn	WR	19	Southern California	4	2000-03	57	57
Johnson, Leonard	CB	1	Iowa State	1	2012-	16	6
Johnson, Marcus	G	72	Mississippi	1	2009	6	0
Johnson, Melvin	S	25	Kentucky	3	1995-97	43	26
Johnson, Randy	C/G	65	Georgia	2	1977-78	22	1
Johnson, Rob	QB	11	Southern California	1	2002	6	2
Johnson, Tracy	FB	43	Clemson	1	1996	10	0
Jolley, Doug	TE	86	Brigham Young	1	2006	11	0
Jones, Gordon	WR	84	Pittsburgh	4	1979-82	49	26
Jones, LaCurtis	LB	57	Baylor	1	1996	10	0
Jones, Marcus	DT/DE	78	North Carolina	6	1996-01	84	39
Jones, Mark	WR	89, 11	Tennessee	3	2005-07	29	0
Jones, Milton	DE	90	Central (OH) State	1	1994	0	0
Jones, Rod	CB	22	SMU	4	1986-89	57	44
Jones, Roger	CB	24	Tennessee State	3	1991-93	31	6
Jones, Sean	S	26	Georgia	2	2010-11	32	32
Jones, Thomas	RB	22	Virginia	1	2003	16	3
Jones, Victor	LB	52	Virginia Tech	1	1988	8	0
Jordan, Andrew	TE	48	Western Carolina	1	1997	2	0
Jordan, Anthony	TE	49	Vanderbilt	1	1999^	0	0
Jordan, Curtis	S/CB	25	Texas Tech	5	1976-80	71	33
Jordan, David	G	61	Auburn	1	1987	0	0
Joseph, David	G	75	Oklahoma	7	2006-*	68	67
Judie, Ed	LB	51	Northern Arizona	1	1983	11	10
June, Cato	LB	59	Michigan	2	2007-08	32	28
Junior, E.J.	LB	50	Alabama	1	1992	2	1
Jurevicius, Joe	WR	83	Penn State	3	2002-04	30	8

K

Kaplan, Ken	T	79	New Hampshire	3	1983-85*	32	2
Kearney, Tim	LB	50	Northern Michigan	1	1976	0	0
Kellin, Kevin	DE	75	Minnesota	3	1986-88	20	1
Kelly, Brian	CB	25	Southern California	10	1998-07	130	79
Kemp, Bobby	S	33	Cal State-Fullerton	1	1987	12	12
Kendrick, Vince	RB	20	Florida	1	1976	1	0
Kersten, Wally	T	61	Minnesota	1	1985	0	0
Keys, Tyrone	DE	98	Mississippi State	2	1986-87	17	2
Kiel, Blair	QB	16	Notre Dame	1	1984	10	0
King, Austin	C	62	Northwestern	1	2003	0	0
King, Joe	S	41	Oklahoma State	2	1992-93	29	12
King, Shaun	QB	10	Tulane	5	1999-03	31	22
Kirby, Charles	FB	48	Virginia	2	2000-01*	6	2
Knight, Marcus	WR	12	Michigan	1	2004	0	0
Koenen, Michael	P	9	Western Washington	2	2011-	32	0
Kollar, Bill	DE/DT	77	Montana State	5	1977-81	72	35
Komlo, Jeff	QB	7	Delaware	1	1983	2	0
Koutouvides, Niko	LB	53	Purdue	2	2009-10	30	0
Kubin, Larry	LB	59	Penn State	1	1985	4	0

L

LaBeaux, Sandy	S	29	Cal State-Hayward	1	1983	3	0
Landeta, Sean	P	7	Towson State	1	1997	10	0
Larsen, Ted	C/G	62	North Carolina State	3	2010-	43	27
Lawrence, Larry	QB	13	Iowa	1	1976	1	0
Lawrie, Nate	TE	46, 85	Yale	2	2004-05	7	0
Lawson, Jamie	FB	38	Nicholls State	2	1989-90	11	0
Leak, Curtis	WR	83	Johnson C. Smith	1	1976	0	0
Leavitt, Allan	PK	9	Georgia	1	1977	8	0
Lee, Charles	WR	81, 82	Central Florida	3	2002-04	16	8
Lee, James	T	77	South Carolina State	4	2008-11	19	10
Lee, Shawn	DT	97	North Alabama	2	1988-89	30	3
Leftwich, Byron	QB	7	Marshall	1	2009	3	3
Legette, Tyrone	CB	45	Nebraska	2	1996-97	31	1
Lehr, Matt	C/G	68	Virginia Tech	1	2007	16	0
Lemon, Mike	LB	59	Kansas	2	1976-77	19	1
Leonard, Jim	C/G	62, 57	Santa Clara	4	1980-83	56	9

OWNERSHIP	Lester, Fred	FB	30	Alabama A&M	1	1995	0	0
	Levenseller, Mike	WR	84	Washington State	1	1978	2	0
	Levingston, Lazarius	DT	78	LSU	1	2012-	3	0
	Lewis, David	LB	57	Southern California	5	1977-81	75	64
	Lewis, Derrick	WR	18	San Diego State	1	2004	0	0
	Lewis, Garry	CB	22	Alcorn State	1	1992	16	2
	Lewis, Lequan	CB	30	Arizona State	1	2012	8	0
	Lewis, Myron	CB	23	Vanderbilt	3	2010-	29	1
	Lewis, Reggie	DE	79	North Texas State	2	1979-80	22	0
	Lindstrom, Chris	DE	75, 71	Boston	1	1985	13	2
PLAYERS	Little, Everett	G/T	77	Houston	1	1976	10	1
	Logan, David	DT	76	Pittsburgh	8	1979-86	110	103
	Lorig, Erik	FB/TE/DE	44, 97	Stanford	3	2010-	41	16
	Love, Sean	G	79	Penn State	2	1993-94	8	0
	Lowry, Quentin	LB	64	Youngstown State	1	1986	6	0
	Lucas, Chad	WR	15	Alabama State	1	2007	2	1
	Lumpkin, Kregg	RB	28	Georgia	2	2010-11	27	0
	Lynch, Corey	S	41	Appalachian State	3	2009-11	45	8
	Lynch, John	S	47	Stanford	11	1993-03	164	132
				M				
2012 REVIEW	Maarleveld, J.D.	T	77	Maryland	2	1986-87	25	3
	Mack, Elbert	CB	33, 43	Troy	4	2008-11	58	4
	Mack, Milton	CB	21	Alcorn State	2	1992-93	28	19
	Madise, Adrian	WR	12	Texas Christian	1	2004	0	0
	Madison, Anthony	CB	37	Alabama	1	2007	0	0
	Madu, Mossis	RB	32	Oklahoma	1	2011	9	0
	Magee, Alex	DE	97	Purdue	1	2010	8	0
	Magee, Calvin	TE	86	Southern	4	1985-88	56	34
	Mahan, Sean	G	79	Notre Dame	6	2003-06; 08-09	78	40
	Mallard, Wesly	LB	54	Oregon	1	2005-06	22	0
HISTORY	Mallory, Rick	G	68	Washington	5	1984-88*	57	37
	Malone, Robert	P	1	Fresno State	1	2010	12	0
	Maniecki, Jason	DT	90	Wisconsin	3	1996-98	18	0
	Manley, Dexter	DE	92	Oklahoma State	1	1991	14	7
	Manor, Brison	DE	75	Arkansas	1	1984	6	0
	Marshall, Marvin	WR	89, 1	South Carolina State	3	1995-97*	5	0
	Martin, Cecil	FB	37	Wisconsin	1	2003	1	0
	Martin, Don	DB	21	Yale	1	1976	1	0
	Martin, Doug	RB	22	Boise State	1	2012-	16	16
	Marts, Lonnie	LB	51, 55	Tulane	3	1994-96	47	40
RECORDS	Marve, Eugene	LB	99	Saginaw Valley State	4	1988-91	64	52
	Masifilo, Matthew	DT	97	Stanford	1	2012-	0	0
	Maxson, Alvin	RB	28	SMU	1	1978	1	0
	Mayberry, Tony	C	61	Wake Forest	10	1990-99	160	145
	Mayfield, Corey	DT	78	Oklahoma	1	1992	11	0
	Mayhew, Martin	CB	35	Florida State	4	1993-96	60	59
	McAfee, Fred	RB	35	Mississippi College	1	1999	1	0
	McAleney, Ed	DE	69	Massachusetts	1	1976	2	0
	McAdoo, Derrick	RB	33	Baylor	1	1988	5	0
	McCants, Keith	DE/LB	52	Alabama	3	1990-92	47	35
SIDELINES	McCardell, Keenan	WR	87	UNLV	2	2002-03	30	30
	McCargo, John	DT	79	North Carolina State	1	2011	4	0
	McCauley, Marcus	CB	30	Fresno State	1	2009	0	0
	McCown, Luke	QB	12	Louisiana Tech	4	2005-08	7	3
	McCoy, Gerald	DT	93	Oklahoma	3	2010-	35	35
	McCoy, Matt	LB	50	San Diego State	2	2008-09	17	2
	McDaniel, Randall	G	64	Arizona State	2	2000-01	32	32
	McDermott, Sean	TE/LS	84	Kansas	1	2001	16	0
	McDonald, Brandon	CB	33	Memphis	1	2012	11	0
	McDonald, Darnell	WR	84	Kansas State	1	1999	9	0

Meredith, Jamon	T	79	South Carolina	1	2012	14	12
Mickens, Mike	CB	30	Cincinnati	1	2009	0	0
Middleton, Frank	G	73	Arizona	4	1997-00	63	50
Middleton, Terdell	RB	45,43,44	Memphis	2	1982-83	9	0
Mihlhauser, Nick	C	66	Washington State	1	2006	0	0
Milanovich, Scott	QB	13	Maryland	4	1996-99	1	0
Miller, Roy	DT	90, 93	Texas	4	2009-12	62	34
Miller, Solomon	WR	83	Utah State	1	1987	8	0
Mincy, Charles	S	22	Washington	3	1996-98	34	25
Minnis, Marvin	WR	13	Florida State	1	2003	0	0
Mitchell, Aaron	CB	45	UNLV	1	1981	14	0
Mitchell, Alvin	FB	41	Auburn	1	1989	5	0
Mix, Bryant	DE/DT	96	Alcorn State	1	1998	0	0
Mohr, Chris	P	5	Alabama	1	1989	16	0
Moore, Bob	TE	86	Stanford	2	1976-77	15	12
Moore, Dave	TE/FB	83, 86	Pittsburgh	13	1992-01; 04-06	190	96
Moore, Dre	DT	92, 95	Maryland	1	2009	7	0
Moore, Kyle	DE/DT	94	Southern California	2	2009-10	15	7
Moore, Manfred	RB	44	Southern California	1	1976	10	0
Moore, Mauly	DT	65	Bethune-Cookman	1	1976	5	1
Morgan, Aaron	DE	98	Louisiana-Monroe	1	2012-	11	0
Morgan, Karl	DT	67	UCLA	3	1984-86	41	0
Moritz, Brett	G/C	67	Nebraska	1	1978	6	0
Morris, Thomas	CB	24	Michigan State	2	1982-83	20	0
Morton, Michael	RB	20, 1	UNLV	3	1982-84	41	0
Moser, Rick	RB	35	Rhode Island	1	1982	1	0
Moss, Winston	LB	57, 58	Miami (FL)	4	1987-90	60	52
Mucker, Larry	WR	87	Arizona State	4	1977-80	53	11
Murphy, Frank	WR	87, 15	Kansas State	3	2000-01; 04	15	0
Murphy, Kevin	LB	59	Oklahoma	6	1986-91	88	53
Murphy, Shawn	G	74	Utah State	1	2009	1	0
Murphy, Yo	WR	88	Idaho	1	1999	7	0
Murray, Eddie	PK	3	Tulane	1	1992	7	0
N							
Nafziger, Dana	LB/TE	51, 83	Cal Poly SLO	6	1977-82*	68	13
Najarian, Pete	LB	57, 58	Minnesota	2	1988-89	13	0
Neal, Lorenzo	FB	41	Fresno State	1	1998	16	1
Nece, Ryan	LB	56	UCLA	6	2002-07	85	35
Nelson, Bob	DT	71	Miami	1	1986	16	11
Neuheisel, Rick	QB	7	UCLA	1	1987	0	0
Newton, Tim	DT	96	Florida	2	1990-91	30	21
Nichols, Gerald	DT	77	Florida State	1	1991	16	5
Nicholson, Donte	S	28, 30	Oklahoma	4	2005-08	16	0
Nickerson, Hardy	LB	56	California	7	1993-99	104	104
Nicks, Carl	G	77	Nebraska	1	2012-	7	7
Noble, Danny	TE	86	Toledo	1	2012-	4	0
Novak, Jack	TE	80	Wisconsin	2	1976-77	20	4
Nugent, Mike	K	4	Ohio State	1	2009	4	0
Nunn, Terrence	WR	83	Nebraska	1	2009	0	0
O							
Oben, Roman	T	72	Louisville	2	2002-03	31	29
Obradovich, Jim	TE	86	Southern California	6	1978-83	89	23
Odum, Jason	T	70	Florida	5	1996-00*	46	41
O'Donoghue, Neil	PK	6	Auburn	2	1978-79	31	0
O'Dwyer, Matt	G	72	Northwestern	1	2004	4	0
O'Hara, Pat	QB	4	Southern California	1	1991	0	0
Okam, Frank	DT	98	Texas	2	2010-11	12	6
Olajubutu, Sam	LB	43	Arkansas	1	2007*	0	0
Oliver, Frank	DB	42	Kentucky State	1	1976	4	0
Oliver, Maurice	LB	55	Southern Mississippi	1	1991	3	0
Orlovsky, Dan	QB	6	Connecticut	1	2012-	1	0
O'Steen, Dwayne	CB	44	San Jose State	2	1982-83	3	0
Overbay, Nathan	TE	84	Eastern Washington	1	2010	0	0
Owens, James	RB	26	UCLA	4	1981-84	40	12
Owens, Morris	WR	85	Arizona State	4	1976-79	58	47
Owusu, Chris	WR	80	Stanford	1	2012-	5	0
P							
Packer, Walter	RB	30	Mississippi State	1	1977	1	0
Pagac, Fred	TE	82	Ohio State	1	1976	14	3
Palmer, Mitch	LB/LS	54, 57	Colorado State	2	1998	20	0
Parker, Anthony	CB	27	Arizona State	2	1997-98	26	21
Parker, Jeff	WR	83	Bethune-Cookman	1	1992	3	0
Parker, Preston	WR	87	North Alabama	3	2010-12	27	0
Parks, Jeff	TE	85	Auburn	1	1988	3	1

OWNERSHIP	Parrish, Roscoe	PR/WR	12	Miami	1	2012-	13	0
	Paul, Markus	S	36	Syracuse	1	1993	1	0
	Paulescu, Sam	P	2	Oregon State	1	2009	5	0
	Pawlawski, Mike	QB	9	California	1	1992	0	0
	Pear, Dave	DT	76	Washington	3	1976-78	43	43
	Pearson, Calvin	S	39	Grambling	3	2005-07	46	2
	Peebles, Danny	WR	83	North Carolina State	2	1989-90	23	1
	Penn, Donald	T	70	Utah State	7	2006-	96	96
	Peoples, George	RB	38	Auburn	2	1984-85	8	0
	Perkins, Bruce	RB	32	Arizona State	1	1990	16	3
PLAYERS	Peterson, Calvin	LB	58	UCLA	1	1976	4	4
	Peterson, Greg	DT	96	North Carolina Central	2	2007-08	12	0
	Peterson, Jim	LB	57	San Diego State	1	1976	3	2
	Petitgout, Luke	T	77	Notre Dame	1	2007	4	4
	Philcox, Todd	QB	15	Syracuse	1	1995	0	0
	Phillips, Jermaine	S	23	Georgia	8	2002-09	96	74
	Pianalto, Zack	TE	80	North Carolina	1	2011	13	0
	Pierson, Pete	T	69	Washington	8	1994-01	100	21
	Pierson, Reggie	CB	20	Oklahoma State	1	1976	5	1
	Pillow, Frank	WR	80	Tennessee State	3	1988-90	34	2
2012 REVIEW	Pinkney, Cleveland	DT	61	South Carolina	1	2003	4	0
	Piscitelli, Sabby	S	21	Oregon State	4	2007-10	45	20
	Pittman, Michael	RB	32	Fresno State	6	2002-07	87	51
	Pollard, Darryl	CB	31	Weber State	2	1992-93*	16	2
	Porter, Rufus	LB	59	Southern	1	1997	11	10
	Poteat, Hank	CB	21	Pittsburgh	1	2003	1	0
	Powe, Keith	DE	95	UTEP	2	1994	8	0
	Powell, Marvin	T	74	Southern California	2	1986-87	9	7
	Pressley, Chris	FB	45	Wisconsin	2	2009-10	10	3
	Price, Brian	DT	92	UCLA	2	2010-11	20	14
HISTORY	Price, Shawn	DE	92	Pacific	2	1993-94	15	6
	Prior, Mike	S	24	Illinois State	1	1985	16	0
	Puetz, Gary	G/T	72	Valparaiso	1	1978	10	8
	Purvis, Ryan	TE	80, 46	Boston College	2	2009-10	10	2
	Pyne, Jim	G	60	Virginia Tech	4	1994-97	42	38
				Q				
	Quarles, Shelton	LB	53	Vanderbilt	10	1997-06	148	113
	Quinn, Jeff	QB	15	Nebraska	1	1982	0	0
				R				
	Radford, Bruce	DE/DT	78	Grambling	1	1980	12	0
RECORDS	Rae, Mike	QB	15	Southern California	2	1978-79	11	5
	Ragsdale, George	RB	23	North Carolina A&T	4	1976-79*	39	0
	Raiola, Dominic	C	59	Wisconsin	1	2010	1	0
	Randle, Ervin	LB	54	Baylor	6	1985-90	85	48
	Ratliff, Keiwan	CB	37	Florida	1	2007	0	0
	Rattay, Tim	QB	13	Louisiana Tech	2	2005-06	4	2
	Razzano, Rick	FB	44	Mississippi	1	2005	1	0
	Reavis, Dave	T	75	Arkansas	8	1976-83	98	87
	Reece, Beasley	S	43	North Texas State	2	1983-84	25	22
	Reece, Danny	CB/S	46	Southern California	5	1976-80	72	12
RECORDS	Reed, Nick	DE	53	Oregon	1	2011	3	0
	Reese, Booker	DE	66	Bethune-Cookman	3	1982-84	24	7
	Reese, Steve	LB	52	Louisville	1	1976	13	10
	Reimers, Bruce	G	66	Iowa State	2	1992-93	27	26
	Reyes, Tutan	T	76	Mississippi	1	2002	0	0
	Reynolds, Ricky	CB	29	Washington State	7	1987-93	105	103
	Rhett, Errict	RB	32	Florida	4	1994-97	52	31
	Rice, Rodney	CB	31	Brigham Young	1	1990	16	1
	Rice, Simeon	DE	97	Illinois	6	2001-06	87	87
	Richardson, Greg	WR	89	Alabama	1	1988	2	0
RECORDS	Riesenberg, Doug	T	79	California	1	1996	10	10
	Risher, Alan	QB	7	LSU	1	1985	16	0
	Roberg, Mike	TE	89	Idaho	1	2001	1	0
	Roberson, Derrick	CB	29	Rutgers	1	2009	6	0
	Roberts, Greg	G	61	Oklahoma	4	1979-82	45	42
	Robinson, Damien	S	24	Iowa	4	1977-00	39	32
	Robinson, Glenn	DE	64	Oklahoma State	2	1976-77	28	3
	Robinson, Greg	G	64	Sacramento State	1	1986	3	0
	Robinson, Mark	S	30	Penn State	3	1988-90	40	40
	Robinson, Travis	S	28	Auburn	1	2003	4	0
SIDELINES	Roby, Reggie	P	1	Iowa	1	1995	16	0
	Roder, Mirro	PK	5	None	1	1976	2	0
	Rogers, Glenn	CB	21	Memphis	1	1991	5	1
	Rogers, Reggie	DE	75	Washington	1	1992	2	0
	Roland, Benji	DE	93	Auburn	1	1990	3	1
				Q				
	Quarles, Shelton	LB	53	Vanderbilt	10	1997-06	148	113
	Quinn, Jeff	QB	15	Nebraska	1	1982	0	0
				R				
	Radford, Bruce	DE/DT	78	Grambling	1	1980	12	0
HISTORY	Rae, Mike	QB	15	Southern California	2	1978-79	11	5
	Ragsdale, George	RB	23	North Carolina A&T	4	1976-79*	39	0
	Raiola, Dominic	C	59	Wisconsin	1	2010	1	0
	Randle, Ervin	LB	54	Baylor	6	1985-90	85	48
	Ratliff, Keiwan	CB	37	Florida	1	2007	0	0
	Rattay, Tim	QB	13	Louisiana Tech	2	2005-06	4	2
	Razzano, Rick	FB	44	Mississippi	1	2005	1	0
	Reavis, Dave	T	75	Arkansas	8	1976-83	98	87
	Reece, Beasley	S	43	North Texas State	2	1983-84	25	22
	Reece, Danny	CB/S	46	Southern California	5	1976-80	72	12
RECORDS	Reed, Nick	DE	53	Oregon	1	2011	3	0
	Reese, Booker	DE	66	Bethune-Cookman	3	1982-84	24	7
	Reese, Steve	LB	52	Louisville	1	1976	13	10
	Reimers, Bruce	G	66	Iowa State	2	1992-93	27	26
	Reyes, Tutan	T	76	Mississippi	1	2002	0	0
	Reynolds, Ricky	CB	29	Washington State	7	1987-93	105	103
	Rhett, Errict	RB	32	Florida	4	1994-97	52	31
	Rice, Rodney	CB	31	Brigham Young	1	1990	16	1
	Rice, Simeon	DE	97	Illinois	6	2001-06	87	87
	Richardson, Greg	WR	89	Alabama	1	1988	2	0
RECORDS	Riesenberg, Doug	T	79	California	1	1996	10	10
	Risher, Alan	QB	7	LSU	1	1985	16	0
	Roberg, Mike	TE	89	Idaho	1	2001	1	0
	Roberson, Derrick	CB	29	Rutgers	1	2009	6	0
	Roberts, Greg	G	61	Oklahoma	4	1979-82	45	42
	Robinson, Damien	S	24	Iowa	4	1977-00	39	32
	Robinson, Glenn	DE	64	Oklahoma State	2	1976-77	28	3
	Robinson, Greg	G	64	Sacramento State	1	1986	3	0
	Robinson, Mark	S	30	Penn State	3	1988-90	40	40
	Robinson, Travis	S	28	Auburn	1	2003	4	0
SIDELINES	Roby, Reggie	P	1	Iowa	1	1995	16	0
	Roder, Mirro	PK	5	None	1	1976	2	0
	Rogers, Glenn	CB	21	Memphis	1	1991	5	1
	Rogers, Reggie	DE	75	Washington	1	1992	2	0
	Roland, Benji	DE	93	Auburn	1	1990	3	1
				Q				
	Quarles, Shelton	LB	53	Vanderbilt	10	1997-06	148	113
	Quinn, Jeff	QB	15	Nebraska	1	1982	0	0
				R				
	Radford, Bruce	DE/DT	78	Grambling	1	1980	12	0
HISTORY	Rae, Mike	QB	15	Southern California	2	1978-79	11	5
	Ragsdale, George	RB	23	North Carolina A&T	4	1976-79*	39	0
	Raiola, Dominic	C	59	Wisconsin	1	2010	1	0
	Randle, Ervin	LB	54	Baylor	6	1985-90	85	48
	Ratliff, Keiwan	CB	37	Florida	1	2007	0	0
	Rattay, Tim	QB	13	Louisiana Tech	2	2005-06	4	2
	Razzano, Rick	FB	44	Mississippi	1	2005	1	0
	Reavis, Dave	T	75	Arkansas	8	1976-83	98	87
	Reece, Beasley	S	43	North Texas State	2	1983-84	25	22
	Reece, Danny	CB/S	46	Southern California	5	1976-80	72	12
RECORDS	Reed, Nick	DE	53	Oregon	1	2011	3	0
	Reese, Booker	DE	66	Bethune-Cookman	3	1982-84	24	7
	Reese, Steve	LB	52	Louisville	1	1976	13	10
	Reimers, Bruce	G	66	Iowa State	2	1992-93	27	26
	Reyes, Tutan	T	76	Mississippi	1	2002	0	0
	Reynolds, Ricky	CB	29	Washington State	7	1987-93	105	103
	Rhett, Errict	RB	32	Florida	4	1994-97	52	31
	Rice, Rodney	CB	31	Brigham Young	1	1990	16	1
	Rice, Simeon	DE	97	Illinois	6	2001-06	87	87
	Richardson, Greg	WR	89	Alabama	1	1988	2	0
RECORDS	Riesenberg, Doug	T	79	California	1	1996	10	10
	Risher, Alan	QB	7	LSU	1	1985	16	0
	Roberg, Mike	TE	89	Idaho	1	2001	1	0
	Roberson, Derrick	CB	29	Rutgers	1	2009	6	0
	Roberts, Greg	G	61	Oklahoma	4	1979-82	45	42
	Robinson, Damien	S	24	Iowa	4	1977-00	39	32
	Robinson, Glenn	DE	64	Oklahoma State	2	1976-77	28	3
	Robinson, Greg	G	64	Sacramento State	1	1986	3	0
	Robinson, Mark	S	30	Penn State	3	1988-90	40	40
	Robinson, Travis	S	28	Auburn	1	2003	4	0
SIDELINES	Roby, Reggie	P	1	Iowa	1	1995	16	0
	Roder, Mirro	PK	5	None	1	1976	2	0
	Rogers, Glenn	CB	21	Memphis	1	1991	5	1
	Rogers, Reggie	DE	75	Washington	1	1992	2	0
	Roland, Benji	DE	93	Auburn	1	1990	3	1
				Q				
	Quarles, Shelton	LB	53	Vanderbilt	10	1997-06	148	113
	Quinn, Jeff	QB	15	Nebraska	1	1982	0	0
				R				
	Radford, Bruce	DE/DT	78	Grambling	1	1980	12	0
HISTORY	Rae, Mike	QB	15	Southern California	2	1978-79	11	5
	Ragsdale, George	RB	23	North Carolina A&T	4	1976-79*	39	0
	Raiola, Dominic	C	59	Wisconsin	1	2010	1	0
	Randle, Ervin	LB	54	Baylor	6	1985-90	85	48
	Ratliff, Keiwan	CB	37	Florida	1	2007	0	0
	Rattay, Tim	QB	13	Louisiana Tech	2	2005-06	4	2
	Razzano, Rick	FB	44	Mississippi	1	2005	1	0
	Reavis, Dave	T	75	Arkansas	8	1976-83	98	87
	Reece, Beasley	S	43	North Texas State	2	1983-84	25	22
	Reece, Danny	CB/S	46	Southern California	5	1976-80	72	12
RECORDS	Reed, Nick	DE	53	Oregon	1	2011	3	0
	Reese, Booker	DE	66	Bethune-Cookman	3	1982-84	24	7
	Reese, Steve	LB	52	Louisville	1	1976	13	10
	Reimers, Bruce	G	66	Iowa State	2	1992-93	27	26
	Reyes, Tutan	T	76	Mississippi	1	2002	0	0
	Reynolds, Ricky	CB	29	Washington State	7	1987-93	105	103
	Rhett, Errict	RB	32	Florida	4	1994-97	52	31
	Rice, Rodney	CB	31	Brigham Young	1	1990	16	1
	Rice, Simeon	DE	97	Illinois	6	2001-06	87	87
	Richardson, Greg	WR	89	Alabama	1	1988	2	0
RECORDS	Riesenberg, Doug	T	79	California	1	1996	10	10
	Risher, Alan	QB	7	LSU	1	1985	16	0
	Roberg, Mike	TE	89	Idaho	1	2001	1	0
	Roberson, Derrick	CB	29	Rutgers	1	2009	6	0
	Roberts, Greg	G	61	Oklahoma	4	1979-82	45	42
	Robinson, Damien	S	24	Iowa	4	1977-00	39	32
	Robinson, Glenn	DE	64	Oklahoma State	2	1976-77	28	3
	Robinson, Greg	G	64	Sacramento State	1	1986	3	0
	Robinson, Mark	S	30	Penn State	3	1988-90	40	40
	Robinson, Travis	S	28	Auburn	1	2003	4	0
SIDELINES	Roby, Reggie	P	1	Iowa	1	1995	16	0
	Roder, Mirro	PK	5	None	1	1976	2	0
	Rogers, Glenn	CB	21	Memphis	1	1991	5	1
	Rogers, Reggie	DE	75	Washington	1	1992	2	0
	Roland, Benji	DE	93	Auburn	1	1990	3	1
				Q				
	Quarles, Shelton	LB	53					

Roland, Dennis	T	73	Georgia	1	2007	0	0
Rolling, Henry	LB	55	Nevada-Reno	2	1988-89	21	0
Rouse, Wardell	LB	52	Clemson	2	1995-96*	16	1
Royals, Mark	P	3	Appalachian State	8	1990-91,99-01	80	0
Royster, Mazio	RB	33, 31	Southern California	3	1992-94	33	1
Rucker, Conrad	TE	80	Southern	1	1980	2	0
Rudd, Dwayne	LB	57	Alabama	1	2003	16	2
Rudolph, Council	DE	78	Kentucky State	2	1976-77	28	28
Rusk, Reggie	CB	28, 26	Kentucky	2	1996-97	5	0
Russell, J.R.	WR	87	Louisville	1	2005	0	0
Ruud, Barrett	LB	51	Nebraska	6	2005-10	95	71
Ryan, Tim	G/C	64, 46	Notre Dame	3	1991-93	37	1
Ryans, Larry	WR	89	Clemson	1	1996	3	0
Ryczek, Dan	C	51	Virginia	2	1976-77	28	21

S

Samuels, Tony	TE	80	Bethune-Cookman	1	1980	6	3
Sanders, Gene	DT/G/T	74	Texas A&M	7	1979-85	76	40
Sapp, Warren	DT	99	Miami (FL)	9	1995-03	140	130
Saunders, Cedric	TE	49	Ohio State	1	1995	3	0
Savage, Josh	DE	93	Utah	1	2004	6	0
Schroeder, Bill	WR	11	Wisconsin-LaCrosse	1	2004	7	2
Schumacher, Kurt	G	78	Ohio State	1	1978	4	4
Scott, Todd	S	38	Southwest Louisiana	2	1995-96	3	2
Seals, Ray	DE	98	None	5	1989-93	47	28
Sears, Arron	G	78	Tennessee	3	2007-09*	31	31
Selmon, Dewey	DT/LB	61, 58	Oklahoma	5	1976-80	72	65
Selmon, Lee Roy	DE	63	Oklahoma	10	1976-85*	121	117
Shearin, Joe	G/C	64	Texas	1	1985	10	0
Shepherd, Edell	WR	86, 3	San Jose State	2	2003-05*	19	0
Short, Laval	DT	64	Colorado	1	1981	4	0
Shula, Mike	QB	11	Alabama	1	1987	0	0
Shumann, Mike	WR	82	Florida State	1	1980	6	0
Sileo, Dan	DT	93	Miami (FL)	1	1987	10	0
Silvan, Nilo	WR	87	Tennessee	1	1996	7	0
Simmonds, Mike	G	62	Indiana State	3	1987-89*	5	5
Simms, Chris	QB	2	Texas	5	2003-07	19	15
Sims, Jimmie	LB	55	Southern California	1	1976	2	1
Sims, Ryan	DT	98	North Carolina	4	2007-10	46	19
Singleton, Alshermund	LB	51	Temple	6	1997-02	87	15
Skow, Jim	DE	71	Nebraska	1	1990	12	10
Smart, Ian	RB	36	C.W. Post	1	2004	4	0
Smith, Alex	TE	81	Stanford	4	2005-08	58	43
Smith, Barry	WR	88	Florida State	1	1976	13	1
Smith, Clifton	RB	22	Fresno State	2	2008-09	20	0
Smith, Corey	DE	98	North Carolina State	3	2002-04	11	0
Smith, Don	RB/WR	47	Mississippi State	3	1987-89*	21	3
Smith, Dwight	CB/S	26	Akron	4	2001-04	63	34
Smith, Herman	DE	91	Portland State	2	1995-96	8	0
Smith, Jeff	RB	35	Nebraska	2	1987-88	28	11
Smith, Johnny Ray	CB	22	Lamar	3	1981-83*	25	2
Smith, Justin	LB	59	Indiana	1	2003	2	0
Smith, Michael	RB	34	Utah State	1	2012-	1	0
Smith, Sean	DE	92	Grambling	1	1989	3	1
Smith, Shevin	S	29, 30	Florida State	2	1998-99	19	0
Snell, Ray	G	72	Wisconsin	4	1980-83	45	35
Solomon, Jesse	LB	55, 54	Florida State	1	1991	13	12
Solwold, Mike	LS	45	Wisconsin	1	2002	4	0
Sowell, Jerald	FB	33	Tulane	1	2006	11	0
Spek, Jeff	TE	88	San Diego State	1	1986	2	0
Spence, Blake	TE	84	Oregon	1	2000	3	0
Spires, Greg	DE	94	Florida State	6	2002-07	89	87
Spradlin, Danny	LB	55	Tennessee	2	1983-84	31	2
Springs, Ron	RB	20	Ohio State	2	1985-86	24	8
Spurlock, Micheal	WR	81, 17	Mississippi	4	2007; 09-11	37	1
Spurrier, Steve	QB	11	Florida	1	1976	14	12
Stalls, Dave	DE	65	Northern Colorado	4	1980-83	46	19
Stamps, Sylvester	RB/KR	24	Jackson State	1	1989	10	1
Stargell, Tony	CB	45	Tennessee State	2	1994-95	24	8
Starring, Stephen	WR	81	McNeese State	1	1988	6	0
Staten, Robert	FB	33	Jackson State	1	1996	6	0
Stecker, Aaron	RB	22, 27	Western Illinois	4	2000-03	55	2
Stensrud, Mike	DT	94	Iowa State	1	1987	12	12
Stephens, Darnell	LB	54	Clemson	2	1995-96	14	0
Stephens, Travis	RB	36	Tennessee	1	2002	1	0
Steussie, Todd	T	75	California	2	2004-05	31	5

Warner, Ron	DE	95	Kansas	2	2002-03	8	0
Warren, Paris	WR	82	Utah	3	2005-06*	8	0
Washington, Chris	LB	51	Iowa State	5	1984-88	76	52
Washington, Mike	CB	40	Alabama	9	1976-84	100	97
Washington, Todd	C/G	75, 77	Virginia Tech	5	1998-02	51	3
Watson, Dekoda	LB	56	Florida State	3	2010-	45	3
Watson, Derek	RB	22	South Carolina State	1	2005	0	0
Weatherspoon, Chuck	RB	37	Houston	1	1991	4	0
Webber, Raymond	WR	86	Arkansas-Pine Bluff	1	2011*	0	0
Webster, Nate	LB	52	Miami (FL)	4	2000-03	63	6
Weldon, Casey	QB	11	Florida State	4	1993-96	24	0
Wender, Jack	RB	38	Fresno State	1	1977	2	0
Weston, Rhondy	DE	77	Florida	1	1989	12	2
Wheeler, Mark	DT	77	Texas A&M	4	1992-95	55	46
Whitaker, Ronyell	CB	29	Virginia Tech	1	2003	4	1
White, Brad	DT	90	Tennessee	3	1981-83	41	0
White, Charlie	RB	28	Bethune-Cookman	1	1978	7	1
White, Dewayne	DE	90	Louisville	4	2003-06	60	13
White, Stylez G.	DE	91	Minnesota	4	2007-10	63	23
White, Jamel	RB	22	South Dakota	1	2004	7	0
White, Jeris	CB	45	Hawaii	3	1977-79	46	46
White, Markus	DE	92	Florida State	1	2012-	3	0
White, Robb	DE/DT	91	South Dakota	1	1990	7	1
White, Steve	DE	94	Tennessee	6	1996-01	79	15
Whittle, Jason	G	65	Southwest Missouri State	1	2003	16	5
Wilcox, Daniel	TE	41	Appalachian State	2	2002-03	2	0
Wilder, James	RB	32	Missouri	9	1981-89	113	102
Wilkerson, Jimmy	DE/DT	97	Oklahoma	2	2008-09	31	16
Williams, Carnell	RB	24	Auburn	6	2005-10	70	57
Williams, David	WR	80	Illinois	1	1986	15	0
Williams, Doug	QB	12	Grambling	5	1978-82	67	67
Williams, Ed	FB	43	Langston	2	1976-77	26	15
Williams, Jimmy	LB	54	Nebraska	2	1992-93	27	24
Williams, Karl	WR	86	Texas A&M-Kingsville	8	1996-03	115	22
Williams, Mark	LB	58	Ohio State	1	1996	0	0
Williams, Mike	WR	19	Syracuse	1	2010-	48	47
Williams, Roland	TE	81	Syracuse	1	2003	1	0
Williams, T.J.	TE	45	North Carolina State	1	2006*	0	0
Willis, Ken	PK	1	Kentucky	1	1992	9	0
Wilson, Bernard	DT	96	Tennessee State	2	1993-94	14	2
Wilson, Charles	WR	84	Memphis	3	1992-94	31	8
Wilson, E.J.	DE	78	North Carolina	1	2011-*	0	0
Wilson, Jerry	CB	24	Southern	1	1995*	0	0
Wilson, Karl	DE	91	LSU	1	1994	14	2
Wilson, Reinard	DE	95	Florida State	1	2003	0	0
Wilson, Robert	FB	20	Texas A&M	1	1991	16	15
Wilson, Rod	LB	56	South Carolina	2	2008-09	8	0
Wilson, Steve	C/T/G	50, 79	Georgia	10	1976-85	126	104
Winans, Jeff	T/G	62	Southern California	2	1977-78	12	12
Winborn, Jamie	LB	50	Vanderbilt	1	2006	14	0
Winfrey, Stan	RB	36	Arkansas State	1	1977	2	0
Winslow, Kellen	TE	82	Miami (FL)	2	2009-11	48	40
Witte, Mark	TE	85, 93	North Texas State	3	1983-85	48	2
Wonsley, Nathan	RB	46	Mississippi	1	1986	10	2
Wood, Richard	LB	54	Southern California	9	1976-84	132	89
Woods, Al	DT	95	LSU	1	2010	9	0
Woods, Rick	S	20	Boise State	1	1987	5	5
Word, Roscoe	CB	24	Jackson State	1	1976	3	2
Workman, Vince	RB	46	Ohio State	2	1993-94	31	19
Worthington, Doug	DT	79	Ohio State	1	2010	0	0
Wright, Charles	CB	21	Tulsa	1	1988	2	0
Wright, Eric	CB	21	UNLV	1	2012-	10	10
Wright, Keith	DT	68	Missouri	2	2004-05	0	0
Wunsch, Jerry	T	71	Wisconsin	5	1997-02	80	46
Wyatt, Willie	DT	66	Alabama	1	1990	7	3
Wyms, Ellis	DT/DE	96	Mississippi State	6	2001-06	66	9
Wynn, Milton	WR	88	Washington State	1	2001	1	0
			Y				
Yarno, George	G/C/T	68,69,66	Washington State	8	1979-83; 85-87	109	65
Yepremian, Garo	PK	1	None	2	1980-81	19	0
Yoder, Todd	TE	80	Vanderbilt	4	2000-03	57	2
Young, Floyd	CB	31	Texas A&M-Kingsville	4	1997-00	36	1
Young, Randy	T	70	Iowa State	1	1976	9	0

Young, Steve	T	71	Colorado	1	1976	11	11
Young, Steve	QB	8	Brightman Young	2	1985-86	19	19
Young, Christian	LS	46	UCLA	1	2011	7	0
Z							
Zeier, Eric	QB	15	Georgia	2	1999-00	5	1
Zemaitis, Alan	CB	29	Penn State	1	2006	0	0
Zuttah, Jeremy	OL	76	Rutgers	5	2008-	74	60

* Spent one full season on injured reserve or similar reserve list. Seasons on injured reserve are included in total number of seasons.

@ All the numbers worn by a player during a game played are listed. The first number listed is the primary or most often worn number. Where no number is primary, the first number worn is listed.

[^] Was not on active roster during the regular season, but was on the active roster for at least one playoff game

The following were members of the 1987 replacement team fielded during the NFLPA players strike. Games played and started are listed in parentheses. The totals of Ray Criswell, Brian Gant, Charles Gladman, Steve Holloway, Paul Tripoli and Kevin Walker, who were on the roster subsequent to the strike, and Dwayne Dixon, who previously played with the Bucs in 1984, are listed on the main roster: RB Greg Boone (2,0); OG Rufus Brown (2,0); WR Steve Carter (3,1); DE Walter Carter (2, 1); DE Mike Clark (3,3); DB Torin Clark (2,0); DB Ivory Curry (3,2); DB Jeff George (2,1); DE Roy Harris (3,2); OT Dave Heffernan (2,0); OG Mike Hold (2,0); OG Jim Huddlestone (1,1); OG John Hunt (1,0); WR David Jackson (1,0); LB Cam Jacobs (3,0); T David Johnson (0,0); OG David Jordan (3,3); DB Tim King (3,0); RB Dan Land (3,2); LB Fred McCallister (3,3); TE Jeff Modesitt (1,0); LB Sankar Montoute (3,3); NT Fred Nordgren (3,3); OG Paul O'Connor (2,2); DB Lee Paige (3,0); LB Leon Pennington (3,0); C Chuck Pitcock (2,2); OG Donald Pumphrey (3,3); DB Marcus Quinn (3,3); DE James Ramey (3,0); QB John Reaves (2,2); RB Harold Ricks (3,1); DE Charles Riggins (3,0); WR Stanley Shakespeare (1,0); OT Reggie Smith (3,3); WR Eric Streater (3,3); PK Van Tiffin (3,0); LB Pat Teague (1,1); RB Derrick Thomas (1,0); DE Calvin Turner (3,0); LB Miles Turpin (3,2); WR Herkie Walls (2,2); TE Arthur Wells (2,0); FB Adrian Wright (3,3); OG Jim Zorn (1,1).

ALL-TIME DRAFT

Buccaneers in the First Round (overall pick)

1976	DE Lee Roy Selmon, Oklahoma (1)
1977	RB Ricky Bell, USC (1)
1978	QB Doug Williams, Grambling (17)
1979	None
1980	G Ray Snell, Wisconsin (22)
1981	LB Hugh Green, Pittsburgh (7)
1982	G Sean Farrell, Penn State (17)
1983	None
1984	None
1985	DE Ron Holmes, Washington (8)
1986	RB Bo Jackson, Auburn (1)
	CB Rod Jones, SMU (25)
1987	QB Vinny Testaverde, Miami (1)
1988	T Paul Gruber, Wisconsin (4)
1989	LB Broderick Thomas, Nebraska (6)
1990	LB Keith McCants, Alabama (4)
1991	T Charles McRae, Tennessee (7)
1992	None
1993	DE Eric Curry, Alabama (6)
1994	QB Trent Dilfer, Fresno State (6)
1995	DT Warren Sapp, Miami (12)
	LB Derrick Brooks, Florida State (28)
1996	DE Regan Upshaw, California (12)
	DT Marcus Jones, North Carolina (22)
1997	RB Warrick Dunn, Florida State (12)
	WR Reidel Anthony, Florida (16)

1998	None
1999	DT Anthony McFarland, LSU (15)
2000	None
2001	T Kenyatta Walker, Florida (14)
2002	None
2003	None
2004	WR Michael Clayton, LSU (15)
2005	RB Carnell Williams, Auburn (5)
2006	G/T Davin Joseph, Oklahoma (23)
2007	DE Gaines Adams, Clemson (4)
2008	CB Aqib Talib, Kansas (20)
2009	QB Josh Freeman, Kansas State (17)
2010	DT Gerald McCoy, Oklahoma (3)
2011	DE Adrian Clayborn, Iowa (20)
2012	S Mark Barron, Alabama (7)
	RB Doug Martin, Boise State (31)
2013	None

First Round Draftees by Position

Position	No.
Defensive Linemen	10
Offensive Linemen	6
Running Backs	5
Linebackers	4
Quarterbacks	4
Defensive Backs	3
Wide Receivers	2

FIRST-ROUND TRADE NOTES... **1978:** Tampa Bay traded first overall pick to Houston for TE Jimmie Giles, Houston's first (17th overall) and second-round picks in '78 and third and fifth-round picks in '79. Tampa Bay selected QB Doug Williams; **1979:** Tampa Bay traded first-round pick (4th overall) to Chicago for DE Wally Chambers; **1983:** Tampa Bay traded 1983 first-round pick (18th overall) in 1982 to Chicago for 1982 second-round pick, used to select DE Booker Reese; **1984:** Tampa Bay traded 1984 first-round pick (1st overall) to Cincinnati in 1983 for QB Jack Thompson; **1986:** Tampa Bay acquired Miami's first-round pick (25th overall) for LB Hugh Green and selected CB Rod Jones; **1992:** Tampa Bay traded 1992 first-round pick (2nd overall) to Indianapolis in 1991 for QB Chris Chandler; **1995:** Tampa Bay traded first (7th overall) and third-round picks to Philadelphia for first (12th overall) and two second-round picks. Tampa Bay then traded two second-round picks to Dallas for first-round pick (28th overall). Tampa Bay selected DT Warren Sapp and LB Derrick Brooks; **1996:** Tampa Bay traded QB Craig Erickson to Indianapolis for first-round pick (22nd overall). Tampa Bay selected DT Marcus Jones; **1997:** Tampa Bay traded 1996 second-round pick to San Diego for 1997 first-round pick (16th overall). Tampa Bay traded first (8th overall) and fourth-round picks to N.Y. Jets for first-round pick (sixth overall), then traded that pick to Seattle for first (12th overall) and third-round picks. Tampa Bay selected RB Warrick Dunn and WR Reidel Anthony; **1998:** Tampa Bay traded first-round pick (23rd overall) to Oakland for two second-round picks. Tampa Bay traded 1998 second-round pick to San Diego for first-round pick in 2000; **2000:** Tampa Bay traded two first-round picks (13th, 27th overall) to N.Y. Jets for WR Keyshawn Johnson; **2001:** Tampa Bay traded its first-round (21st overall) and second-round (51st overall) picks to Buffalo for first-round pick (14th overall). Tampa Bay selected T Kenyatta Walker; **2002:** Tampa Bay traded its first-round picks in 2002 (21st overall) and 2003, and its second-round pick in 2002 (53rd overall) and its second-round pick in 2004, to Oakland to obtain rights to head coach Jon Gruden; **2009:** Tampa Bay traded its first-round pick (19th overall) and sixth-round pick (191st overall) to Cleveland for first-round pick (17th overall). Tampa Bay selected QB Josh Freeman; **2012:** Tampa Bay traded its first-round pick (5th overall) to Jacksonville for the Jaguars' first- (7th overall) and fourth-round (101st overall). Tampa Bay selected S Mark Barron. Tampa later traded that fourth-round pick (101st overall) and its second-round pick (36th overall) to Denver for first-round (31st overall) and fourth-round (126th overall) selections. The Buccaneers used the No. 31 pick on RB Doug Martin. **2013:** Tampa Bay traded its first-round pick (13th overall) to N.Y. Jets for CB Darrelle Revis.

YEAR-BY-YEAR SELECTIONS

1976 (DRAFTED #1)

- 1 DE Lee Roy Selmon, Oklahoma
- 2a RB Jimmy DuBose, Florida
- 2b traded to San Francisco for QB Steve Spurrier
- 2c DT/LB Dewey Selmon, Oklahoma
- 3a T Steve Young, Colorado
- 3b traded to Baltimore for CB Mike Washington
- 3c LB Steve Maughan, Utah St.
- 4a traded to L.A. Rams for LB Jim Peterson
- 4b WR Richard Appleby, Georgia
- 4c G Everett Little, Houston
- 5a DB Mishaël Kelson, W. Texas St.
- 5b T Steve Wilson, Georgia
- 5c traded to L.A. Rams (see pick 4a)
- 6 DB Curtis Jordan, Texas Tech
- 7 QB Parnell Dickinson, Mississippi Valley St.
- 8 traded to N.Y. Jets for LB Steve Reese
- 9 G Bruce Welch, Texas A&M
- 10 LB Sid Smith, BYU
- 11 DB Melvin Washington, Colorado St.
- 12 RB George Ragsdale, North Carolina A&T
- 13 TE Brad Jenkins, Nebraska
- 14 KR/WR Carl Roaches, Texas A&M
- 15 DT Bob Dzierzak, Utah St.
- 16 LB Tom West, Tennessee
- 17 QB Jack Berry, Washington & Lee

1977 (DRAFTED #1)

- 1 RB Ricky Bell, USC
- 2 LB David Lewis, USC
- 3 DE Charley Hannah, Alabama
- 4 traded to Cincinnati in 1976 for RB Charlie Davis
- 5 traded to Miami for LB Ray Nettles
- 6a traded to Chicago for QB Gary Huff
- 6b traded to Chicago (see pick 6a)
- 7 traded to N.Y. Jets in 1976 for LB Richard Wood
- 8 QB Randy Hedberg, Minot St.
- 9a LB Byron Hemingway, Boston College
- 9b WR Larry Mucker, Arizona St.
- 10a FB Robert Morgan, Florida
- 10b LB Aaron Ball, Cal St.-Fullerton
- 11 DB Chuck Rodgers, North Dakota St.
- 12 WR Chip Sheffield, Lenoir Rhyne

1978 (DRAFTED #1)

- 1 QB Doug Williams, Grambling
- 2a RB Johnny Davis, Alabama
- 2b G Brett Moritz, Nebraska
- 3 traded to Oakland in 1977 for G Dan Medlin
- 4 traded to Oakland in 1977 for T Jeff Winans
- 5 traded to Miami in 1977 for CB Jeris White
- 6a traded to Oakland in 1977 for LB Rik Bonness
- 6b WR Elijah Marshall, North Carolina St.
- 7 traded to Atlanta in 1977 for PK Allan Leavitt
- 8 LB John McGriff, Miami
- 9 WR Willie Taylor, Pittsburgh
- 10a LB Aaron Brown, Ohio St.
- 10b traded to Pittsburgh for DT Ernie Holmes
- 11 traded to Pittsburgh (see pick 10b)
- 12 RB Kevin McLee, Georgia

1979 (DRAFTED #4)

- 1 traded to Chicago in 1978 for DE Wally Chambers
- 2a G Greg Roberts, Oklahoma
- 2b WR Gordon Jones, Pittsburgh
- 3a RB Jerry Eckwood, Arkansas
- 3b awarded to Miami as compensation for DL Randy Crowder
- 3c DE Reggie Lewis, N. Texas St.
- 4 RB Rick Berns, Nebraska
- 4 traded to Detroit in 1978 for T Rockne Freitas
- 5a traded to Seattle
- 5b QB Chuck Fusina, Penn St.
- 6 traded to Oakland in 1977 for LB Rik Bonness
- 7 traded to Washington for WR Frank Grant
- 8a traded to N.Y. Jets for for C/G Darrell Austin
- 8b DT Eugene Sanders, Texas A&M
- 9 WR Henry Vereen, UNLV
- 10 traded to San Francisco in 1978 for TE Jim Obradovich
- 11 TE Bob Rippentrop, Fresno St.
- 12 DT David Logan, Pittsburgh

1980 (DRAFTED ALTERNATELY #22-21-20-19-18)

- 1 G Ray Snell, Wisconsin
- 2 WR Kevin House, Southern Illinois
- 3 LB Scot Brantley, Florida
- 4a traded to San Diego in 1978 for G Booker Brown
- 4b CB Larry Flowers, Texas Tech
- 5 traded to Oakland in 1978 for QB Mike Rae
- 6 traded to Cincinnati in 1979 for RB Anthony Davis
- 7 C Jim Leonard, Santa Clara
- 8 S Derrick Goddard, Drake
- 9 WR Gerald Carter, Texas A&M
- 10a LB Andy Hawkins, Texas A&I
- 10b RB Brett Davis, UNLV
- 11 DT Terry Jones, Central St. (OK)
- 12 CB Gene Coleman, Miami

1981 (DRAFTED ALTERNATELY #7-6)

- 1 LB Hugh Green, Pittsburgh
- 2 RB James Wilder, Missouri
- 3 traded to L.A. Rams in 1978 for G Greg Horton
- 4 CB John Holt, West Texas St.
- 5 traded to Oakland in 1978 for QB Mike Rae
- 6 traded to New Orleans in 1979 for P Tom Blanchard
- 7 traded to Dallas in 1980 for DE Dave Stalls
- 8 T Denver Johnson, Tulsa
- 9 QB Mike Ford, SMU
- 10 DE Ken McCune, Texas
- 11 CB Johnny Ray Smith, Lamar
- 12 DT Brad White, Tennessee

1982 (DRAFTED ALTERNATELY #17-16-18)

- 1 G Sean Farrell, Penn St.
- 2a DE Booker Reese, Bethune-Cookman
- 2b traded to Miami in 1980 for RB Gary Davis and DB Norris Thomas
- 3a TE Jerry Bell, Arizona St.
- 3b DE John Cannon, William & Mary
- 4a traded to Dallas in 1980 for DE Dave Stalls
- 4b RB Dave Barrett, Houston
- 5 LB Jeff Davis, Clemson
- 6 WR Andre Tyler, Stanford
- 7 S Tom Morris, Michigan St.
- 8 LB Kal Atkins, Illinois
- 9 QB Robert Lane, NE Louisiana
- 10 traded to San Francisco in 1981 for DT Ted Vincent
- 11 traded to Dallas in 1981 for CB Aaron Mitchell
- 12 RB/KR Michael Morton, UNLV

1983 (DRAFTED ALTERNATELY #18-17-16-15-19)

- 1 traded to Chicago in 1982 for 1982 second-round pick
- 2 C Randy Grimes, Baylor
- 3 CB Jeremiah Castille, Alabama
- 4 T Kelly Thomas, USC
- 5 NT Tony Chickillo, Miami
- 6a TE Gene Branton, Texas Southern
- 6b T Ken Kaplan, New Hampshire
- 7 RB Weldon Ledbetter, Oklahoma
- 8 LB John Samuelson, Azusa Pacific
- 9 DE Hasson Arzubakr, Texas Tech
- 10 WR Darius Durham, San Diego St.
- 11 TE Mark Witte, North Texas St.
- 12 NT John Higginbotham, NE Oklahoma

1984 (DRAFTED #1)

- 1 traded to Cincinnati in 1983 for QB Jack Thompson
- 2 LB Keith Browner, USC
- 3 CB Fred Acorn, Texas
- 4a traded to San Francisco in 1983 for 1983 sixth round pick
- 4b traded to Denver in for QB Steve DeBerg
- 4c RB Michael Gunter, Tulsa
- 4d T Ron Heller, Penn St.
- 5 traded to Dallas in 1983 for LB Danny Spradlin
- 6 LB Chris Washington, Iowa St.
- 7 TE Jay Carroll, Minnesota
- 8 DE Fred Robinson, Miami
- 9 G Rick Mallory, Washington
- 10 PK Jim Gallery, Minnesota
- 11 QB Blair Kiel, Notre Dame
- 12 WR Thad Jemison, Ohio St.

1985 (DRAFTED #8)

- 1 DE Ron Holmes, Washington
- 2 traded to Denver in 1984 for QB Steve DeBerg
- 3 LB Ervin Randle, Baylor
- 4 S Mike Heaven, Illinois
- 5 traded to N.Y. Jets in 1984 for RB Scott Dierking
- 6 traded to Cincinnati in 1984 for T Don Swafford
- 7 S Mike Prior, Illinois St.
- 8 WR Phil Freeman, Arizona
- 9 QB Steve Calabria, Colgate
- 10 PK Donald Igwebuikie, Clemson
- 11 RB Punkin Williams, Memphis
- 12a S Jim Rockford, Oklahoma
- 12b LB Jim Melka, Wisconsin

1986 (DRAFTED ALTERNATELY #2-1)*

- 1a RB Bo Jackson, Auburn
- 1b CB Rod Jones, SMU
- 2a LB Jackie Walker, Jackson St.
- 2b LB Kevin Murphy, Oklahoma
- 3 traded to New Orleans in 1985 for DB Dave Greenwood
- 4 S Craig Swoope, Illinois
- 5 T J.D. Maarleveld, Maryland
- 6a traded to Denver in 1984 for DE Brison Manor
- 6b S Kevin Walker, East Carolina
- 7 traded to Buffalo in 1984 for WR Perry Tuttle
- 8 traded to L.A. Rams in 1985 for CB Ivory Sully
- 9 P Tommy Barnhardt, North Carolina
- 10 DE Ben Reed, Mississippi
- 11 G Mark Drenth, Purdue
- 12a G Clay Miller, Michigan
- 12b RB Mike Crawford, Arizona St.

* First-round pick was first overall because Buffalo's pick was traded to Cleveland and utilized in the 1985 supplemental draft.

1987 (DRAFTED #1)

- 1 QB Vinny Testaverde, Miami
- 2a CB Ricky Reynolds, Wash. St.
- 2b LB Winston Moss, Miami
- 2c RB Don Smith, Mississippi St.
- 3 WR Mark Carrier, Nicholls St.
- 4a LB Don Graham, Penn St.
- 4b TE Ron Hall, Hawaii
- 4c WR Bruce Hill, Arizona St.
- 5a traded to New England in 1986 for 1986 fifth round pick
- 5b LB Henry Rolling, Nevada-Reno
- 5c S Tony Mayes, Kentucky
- 6a traded to Pittsburgh for C Dan Turk
- 6b RB Steve Bartalo, Colorado St.
- 7a NT Curt Jarvis, Alabama
- 7b DE Harry Swayne, Rutgers
- 8a traded to N.Y. Jets in 1986 for T Marvin Powell
- 8b NT Stan Mataele, Arizona
- 9a RB Joe Armentrout, Wisconsin
- 9b P Greg Davis, Citadel
- 10 G Mike Simmonds, Indiana St.
- 11 RB Reggie Taylor, Cincinnati
- 12a DE Scott Cooper, Kearney St.
- 12b QB Mike Shula, Alabama

1988 (DRAFTED ALTERNATELY #4-3-2-5)

- 1 T Paul Gruber, Wisconsin
- 2 RB Lars Tate, Georgia
- 3 exercised in 1987 supplemental draft for NT Dan Sileo, Miami
- 4a DT Robert Goff, Auburn
- 4b G John Bruhin, Tennessee
- 4c traded to New England in 1987 for 1987 fifth round pick
- 4d P Monte Robbins, Michigan
- 5 RB William Howard, Tennessee
- 6a traded to Atlanta for RB Cliff Austin
- 6b DT Shawn Lee, North Alabama
- 7 RB Kerry Goode, Alabama
- 8 RB Anthony Simpson, East Carolina
- 9 DT Reuben Davis, North Carolina
- 10 traded to Pittsburgh in 1987 for S Rick Woods
- 11 WR Frank Pillow, Tennessee St.
- 12 LB Victor Jones, Virginia Tech

1989 (DRAFTED ALTERNATELY #6-5-7)

- 1 LB Broderick Thomas, Nebraska
- 2 WR Danny Peebles, North Carolina St.
- 3 traded to New England in 1988 for WR Stephen Starring
- 4 CB Anthony Florence, Bethune Cookman
- 5 RB Jamie Lawson, Nicholls St.
- 6a P Chris Mohr, Alabama
- 6b LB Derrick Little, So. Carolina
- 7 traded to Buffalo in 1988 for LB Eugene Marve
- 8 G Carl Bax, Missouri
- 9 RB Patrick Egu, Nevada-Reno
- 10 T Ty Granger, Clemson
- 11a G Rod Mounts, Texas A&I
- 11b DE Willie Griffin, Nebraska
- 11c WR Herb Duncan, N. Arizona
- 12a traded to Indianapolis in 1988 for QB Joe Ferguson
- 12b CB Terry Young, Georgia Southern

1990 (DRAFTED ALTERNATELY #4-6-5)

- 1 LB Keith McCants, Alabama
- 2 RB Reggie Cobb, Tennessee
- 3 traded to San Diego for RB Gary Anderson
- 4a TE Jesse Anderson, Miss. St.
- 4b C Tony Mayberry, Wake Forest
- 5 G Ian Beckles, Indiana
- 6 RB Derrick Douglas, Louisiana Tech
- 7 DE Donnie Gardner, Kentucky
- 8 traded to L.A. Rams in 1989 for two 1989 11th round picks and a 1989 12th round pick
- 9 DE Terry Cook, Fresno St.
- 10 TE Mike Busch, Iowa St.
- 11 WR Terry Anthony, Florida St.
- 12 QB Todd Hammel, Stephen F. Austin

1991 (DRAFTED ALTERNATELY #7-11-10-9-8)

- 1 T Charles McRae, Tennessee
- 2 traded to San Diego in 1990 for RB Gary Anderson
- 3a WR Lawrence Dawsey, Florida St.
- 3b FB Robert Wilson, Texas A&M
- 4 S Tony Covington, Virginia
- 5a LB Terry Bagsby, East Texas St.
- 5b G Tim Ryan, Notre Dame
- 6 DT Rhett Hall, California
- 7 LB Calvin Tiggel, Georgia Tech
- 8 S Marty Carter, Middle Tenn. St.
- 9 WR/KR Treamelle Taylor, Nevada-Reno
- 10a QB Pat O'Hara, USC
- 10b RB Hyland Hickson, Mich. St.
- 11 DT Mike Sunvold, Minnesota
- 12 LB Al Chamblee, Virginia Tech

1992 (DRAFTED ALTERNATELY #2-4-3)

- 1 traded to Indianapolis in 1990 for QB Chris Chandler
- 2 WR Courtney Hawkins, Michigan St.
- 3a DT Mark Wheeler, Texas A&M
- 3b TE Tyji Armstrong, Mississippi
- 4 QB Craig Erickson, Miami
- 5a CB Rogerick Green, Kansas St.
- 5b DT Santana Dotson, Baylor
- 6 LB James Malone, UCLA
- 7 S Ken Swilling, Georgia Tech
- 8a FB Anthony McDowell, Texas Tech
- 8b QB Mike Pawlawski, California
- 9 traded to Minnesota for LB Jimmy Williams
- 10 LB Elijah Alexander, Kansas St.
- 11 RB Mazio Royster, USC
- 12 P Klaus Wilmsmeyer, Louisville

1993 (DRAFTED ALTERNATELY #6-5-8-7)

- 1 DE Eric Curry, Alabama
- 2 LB Demetrius DuBose, Notre Dame
- 3a WR Lamar Thomas, Miami
- 3b S John Lynch, Stanford
- 4a FB Rudy Harris, Clemson
- 4b WR Horace Copeland, Miami
- 5 awarded to Green Bay as compensation for RB Vince Workman
- 6 DE Chidi Ahanotu, California
- 7 WR Tyree Davis, Central Ark.
- 8a WR Darrick Branch, Hawaii
- 8b PK Daron Alcorn, Akron

1994 (DRAFTED ALTERNATELY #6-5-4)

- 1 QB Trent Dilfer, Fresno St.
- 2 RB Erric Rhett, Florida
- 3 TE Harold Bishop, LSU
- 4 traded to Dallas for S Thomas Everett
- 5 T Pete Pierson, Washington
- 6 LB Bernard Carter, East Carolina
- 7 C Jim Pyne, Virginia Tech

1995 (DRAFTED ALTERNATELY #7-6-5)

- 1a DT Warren Sapp, Miami
- 1b LB Derrick Brooks, Florida St.
- 2 S Melvin Johnson, Kentucky
- 3 traded to Philadelphia
- 4 CB Jerry Wilson, Southern
- 5 CB Clifton Abraham, Florida St.
- 6 LB Wardell Rouse, Clemson
- 7a G/T Stephen Ingram, Maryland
- 7b DE Jeffrey Rodgers, Texas A&M-Kingsville

1996 (DRAFTED ALTERNATELY #12-11-10-9-8-13)

- 1a DE Regan Upshaw, California
- 1b DT Marcus Jones, North Carolina
- 2a FB Mike Alstott, Purdue
- 2b traded to San Diego for 1997 first round pick
- 3 CB Donnie Abraham, East Tennessee St.
- 4a T Jason Odom, Florida
- 4b S Eric Austin, Jackson St.
- 5 DT Jason Maniecki, Wisconsin
- 6 WR Nilo Silvan, Tennessee
- 7 CB Reggie Rusk, Kentucky

1997 (DRAFTED ALTERNATELY #8-7-6)

- 1a RB Warrick Dunn, Florida St.
- 1b WR Reidel Anthony, Florida
- 2 T Jerry Wunsch, Wisconsin
- 3a G Frank Middleton, Arizona
- 3b CB Ronde Barber, Virginia
- 4a traded to N.Y. Jets
- 4b LB Alshemond Singleton, Temple
- 5 TE Patrick Hape, Alabama
- 6a CB Al Harris, Texas A&M-Kingsville
- 6b WR Nigee Carter, Michigan St.
- 7 DT Anthony DeGrate, Stephen F. Austin

1998 (DRAFTED ALTERNATELY #23-22)

- 1 traded to Oakland for two 1998 second round picks
- 2a WR Jacquez Green, Florida
- 2b CB Brian Kelly, USC
- 2c traded to San Diego for 2000 first round pick
- 3 LB Jamie Duncan, Vanderbilt
- 4a C/G Todd Washington, Virginia Tech
- 4b traded to Atlanta
- 5 traded to N.Y. Jets for FB Lorenzo Neal
- 6a DT James Cannida, Nevada-Reno
- 6b S Shevin Smith, Florida St.
- 7 DE Chance McCarty, Texas Christian

1999 (DRAFTED ALTERNATELY #15-19-18-17-16)

- 1 DT Anthony McFarland, LSU
- 2 QB Shaun King, Tulane
- 3 K Martin Gramatica, Kansas St.
- 4 S Dexter Jackson, Florida St.
- 5 DE John McLaughlin, California
- 6a traded to Baltimore for QB Eric Zeier
- 6b FB Lamar Glenn, Florida St.
- 7a G/T Robert Hunt, Virginia
- 7b RB Autry Denson, Notre Dame
- 7c WR Darnell McDonald, Kansas St.

2000 (DRAFTED ALTERNATELY #27-26)

- 1a traded to N.Y. Jets for WR Keyshawn Johnson
- 1b traded to N.Y. Jets (see pick 1a)
- 2 G Cooley Coleman, Tennessee
- 3 LB Nate Webster, Miami
- 4 traded to Carolina
- 5 TE James Whalen, Kentucky
- 6 S David Gibson, USC
- 7 QB Joe Hamilton, Georgia Tech

2001 (DRAFTED ALTERNATELY #21-20-23-22)

- 1 T Kenyatta Walker, Florida
- 2 traded to Buffalo
- 3 CB Dwight Smith, Akron
- 4 S John Howell, Colorado St.
- 5 G Russ Hochstein, Nebraska
- 6a FB Jameel Cook, Illinois
- 6b DE Ellis Wymms, Mississippi St.
- 7a TE Dauntaé Finger, North Carolina
- 7b S Than Merrill, Yale
- 7c DE Joe Tafoya, Arizona

2002 (DRAFTED #21)

- 1 traded to Oakland for head coach Jon Gruden
- 2 traded to Oakland (see pick 1)
- 3 WR Marquise Walker, Michigan
- 4 RB Travis Stephens, Tennessee
- 5 S Jermaine Phillips, Georgia
- 6 DE John Stamper, South Carolina
- 7a CB Tim Wansley, Georgia
- 7b TE Tracey Wistrom, Nebraska
- 7c WR Aaron Lockett, Kansas St.
- 7d C Zack Quaccia, Stanford

2003 (DRAFTED #32)

- 1 traded to Oakland in 2002 for head coach Jon Gruden
- 2 DE Dewayne White, Louisville
- 3 QB Chris Simms, Texas
- 4a T Lance Nimmo, West Virginia
- 4b C Austin King, Northwestern
- 5 G Sean Mahan, Notre Dame
- 6 CB Torrie Cox, Pittsburgh
- 7 traded to Miami in 2002 for T Cornell Green

2004 (DRAFTED #15)

- 1 WR Michael Clayton, LSU
- 2 traded to Oakland in 2002 for head coach Jon Gruden
- 3 LB Marquis Cooper, Washington
- 4 S Will Allen, Ohio St.
- 5 G Jeb Terry, North Carolina
- 6 TE Nate Lawrie, Yale
- 7a WR Mark Jones, Tennessee
- 7b FB Casey Cramer, Dartmouth
- 7c CB Lenny Williams, Southern

2005 (DRAFTED ALTERNATELY #5-4-7-6)

- 1 RB Carnell Williams, Auburn
- 2 LB Barrett Ruud, Nebraska
- 3a TE Alex Smith, Stanford
- 3b T Chris Colmer, North Carolina St.
- 4 G Dan Buenning, Wisconsin
- 5a S Donte Nicholson, Oklahoma
- 5b WR Larry Brackins, Pearl River CC
- 6a DT Anthony Bryant, Alabama
- 6b traded to Cleveland for QB Luke McCown
- 7a FB Rick Razzano, Mississippi
- 7b WR Paris Warren, Utah
- 7c S Hamza Abdullah, Washington St.
- 7d WR J.R. Russell, Louisville

2006 (DRAFTED ALTERNATELY #23-27-26-25-24)

- 1 G/T Davin Joseph, Oklahoma
- 2 T Jeremy Trueblood, Boston College
- 3 WR Maurice Stovall, Notre Dame
- 4 CB Alan Zemaitis, Penn St.
- 5 DT/DE Julian Jenkins, Stanford
- 6a traded to San Francisco for QB Tim Rattay
- 6b QB Bruce Gradkowski, Toledo
- 6c TE T.J. Williams, North Carolina St.
- 7a CB Justin Phinisee, Oregon
- 7b DE Charles Bennett, Clemson
- 7c TE Tim Massaquoi, Michigan

2007 (DRAFTED ALTERNATELY #4-3)

- 1 DE Gaines Adams, Clemson
- 2a G Arron Sears, Tennessee
- 2b S Sabby Piscitelli, Oregon St.
- 3 LB Quincy Black, New Mexico
- 4 S Tanard Jackson, Syracuse
- 5 DT Greg Peterson, North Carolina Central
- 6a traded to N.Y. Jets in 2006 for TE Doug Jolley
- 6b LB Adam Hayward, Portland St.
- 7a T Chris Denman, Fresno St.
- 7b CB Marcus Hamilton, Virginia
- 7c RB Kenneth Darby, Alabama

2008 (DRAFTED ALTERNATELY #20-21)

- 1 CB Aqib Talib, Kansas
- 2 WR Dexter Jackson, Appalachian St.
- 3 OG Jeremy Zuttah, Rutgers
- 4 DT Dre Moore, Maryland
- 5 QB Josh Johnson, San Diego
- 6a LB Geno Hayes, Florida St.
- 6b traded to Kansas City in 2007 for RB Michael Bennett
- 7a traded to Denver in 2007 for QB Jake Plummer
- 7b RB Cory Boyd, South Carolina

2009 (DRAFTED ALTERNATELY #19-18-17-20)

- 1 QB Josh Freeman, Kansas State
- 2 traded to Cleveland for TE Kellen Winslow
- 3 DT Roy Miller, Texas
- 4 DE Kyle Moore, USC
- 5 T Xavier Fulton, Illinois
- 6 traded to Cleveland
- 7a CB E.J. Biggers, Western Michigan
- 7b traded to Pittsburgh for C/G Sean Mahan
- 7c traded to Dallas
- 7d WR Sammie Stroughter, Oregon State

2010 (DRAFTED #3)

- 1 DT Gerald McCoy, Oklahoma
- 2a DT Brian Price, UCLA
- 2b WR Arrelious Benn, Illinois
- 3 CB Myron Lewis, Vanderbilt
- 4 WR Mike Williams, Syracuse
- 5a traded to Cleveland in 2009 for TE Kellen Winslow
- 5b traded to Oakland
- 6 P Brent Bowden, Virginia Tech
- 7 S Cody Grimm, Virginia Tech
- 7b LB Dekoda Watson, Florida State
- 7c DE Erik Lorig, Stanford

2011 (DRAFTED ALTERNATELY #20-19)

- 1 DE Adrian Clayborn, Iowa
- 2 DE Da'Quan Bowers, Clemson
- 3 LB Mason Foster, Washington
- 4 TE Luke Stocker, Tennessee
- 5 S Ahmad Black, Florida
- 6a traded to Philadelphia in 2010 for WR Reggie Brown
- 6b RB Allen Bradford, USC
- 7a CB Anthony Gaitor, Florida International
- 7b TE Daniel Hardy, Idaho

2012 (DRAFTED ALTERNATELY #5-4)

- 1a S Mark Barron, Alabama
- 1b RB Doug Martin, Boise State
- 2 LB Lavonte David, Nebraska
- 5 LB Najee Goode, West Virginia
- 6 DB Keith Tandy, West Virginia
- 7a RB Michael Smith, Utah State
- 7b TE Drake Dunsmore, Northwestern

2013 (DRAFTED ALTERNATELY #13-11, 15-14)

- 1 traded to New York Jets for CB Darrelle Revis
- 2 CB Johnthan Banks, Mississippi State
- 3 QB Mike Glennon, North Carolina State
- 4a DT Akeem Spence, Illinois
- 4b DE William Gholston, Michigan State
- 5 DE Steven Means, Buffalo
- 6 RB Mike James, Miami (FL)
- 7 traded to Philadelphia

BUCCANEERS IN FREE AGENCY

Includes only unrestricted and restricted free agents

FREE AGENTS SIGNED

PLAYER TEAM

1989 (6)

LB	Sam Anno	Minnesota
QB	Kerwin Bell	Atlanta
CB	Sherman Cocroft	Buffalo
WR	Willie Drewrey	Houston
RB	Sylvester Stamps	Atlanta
CB	Sidney Johnson	Kansas City

1990 (5)

LB	Adam Bob	N.Y. Jets
CB	Evan Cooper	Atlanta
T	Scott Dill	Phoenix
CB	Eric Everett	Philadelphia
CB	Rodney Rice	New England

1991 (4)

CB	William Frizzell	Philadelphia
DE	Marlon Jones	Cleveland
RB	Jamie Lawson	New England
DE	Derrell Robertson	Detroit

1992 (10)

LB	Ed Brady	Cincinnati
LB	Reggie Burnette	Green Bay
QB	Steve DeBerg	Kansas City
T	John Hunter	Atlanta
S	Joe King	Cleveland
CB	Sammy Lilly	L.A. Rams
CB	Milton Mack	New Orleans
G	Bruce Reimers	Cincinnati
P	Dan Stryzinski	Pittsburgh
PK	Ken Willis	Dallas

1993 (8)

S	Barney Bussey	Cincinnati
S	Jerry Gray	Houston
CB	Martin Mayhew	Washington
T	Anthony Munoz	Cincinnati
LB	Hardy Nickerson	Pittsburgh
QB	Mark Vlasic	Kansas City
LB	Van Waiters	Minnesota
RB	Vince Workman*	Green Bay

1994 (7)

CB	Charles Dimry	Denver
TE	Jackie Harris*	Green Bay
DE	Jeff Hunter	Miami
T	Tim Irwin	Minnesota
LB	Lonnie Marts	Kansas City
CB	Mike McGruder	San Francisco
CB	Tony Stargell	Indianapolis

FREE AGENTS LOST

PLAYER TEAM

1989 (8)

RB	Kerry Goode	Denver
RB	Bobby Howard	Green Bay
LB	Victor Jones	Detroit
TE	Calvin Magee	Houston
RB	Jeff Smith	Green Bay
C	Kevin Thomas	Seattle
LB	Jackie Walker	N.Y. Jets
LB	Chris Washington	San Francisco

1990 (7)

CB	Sherman Cocroft	Detroit
CB	Donnie Elder	Miami
TE	William Harris	Green Bay
G	Mike Simmonds	San Diego
RB	Don Smith	Buffalo
DE	Rhondy Weston	Cleveland
RB	James Wilder	Washington

1991 (7)

LB	Sidney Coleman	Phoenix
RB	Derrick Douglas	Green Bay
CB	Odie Harris	Dallas
WR	Frank Pillow	Detroit
DT	Benji Roland	Atlanta
T	Harry Swayne	San Diego
DT	Willie Wyatt	Pittsburgh

1992 (10)

LB	Sam Anno	San Diego
G	John Bruhin	Philadelphia
QB	Jeff Carlson	N.Y. Giants
PK	Steve Christie	Buffalo
CB	Alonzo Hampton	Cleveland
LB	Eugene Marve	San Diego
NT	Gerald Nichols	Miami
QB	Pat O'Hara	San Diego
P	Mark Royals	Pittsburgh
TE	Ed Thomas	Buffalo

1993 (2)

QB	Vinny Testaverde	Cleveland
WR	Mark Carrier	Cleveland

1994 (6)

RB	Reggie Cobb	Green Bay
LB	Darrick Brownlow	Dallas
DT	Rhett Hall	San Francisco
TE	Ron Hall	Detroit
CB	Ricky Reynolds	New England
DT	Ray Seals	Pittsburgh

OWNERSHIP

PLAYERS

2012 REVIEW

HISTORY

RECORDS

SIDELINES

OWNERSHIP	FREE AGENTS SIGNED		FREE AGENTS LOST	
	PLAYER	TEAM	PLAYER	TEAM
PLAYERS	1995 (6)		1995 (5)	
	S John Booty	N.Y. Giants	LB Jeff Brady	Minnesota
	S Kenneth Gant	Dallas	S Marty Carter	Chicago
	WR Alvin Harper	Dallas	S Tony Covington	Seattle
	P Reggie Roby	Washington	P Dan Stryzinski	Atlanta
	DT Marc Spindler	Detroit	KR Vernon Turner	Carolina
	KR Clarence Verdin	Atlanta		
	1996 (4)		1996 (7)	
	T Scott Adams	Chicago	DT Santana Dotson	Green Bay
	CB Tyrone Legette	New Orleans	CB Mike McGruder	New England
2012 REVIEW	CB Jay Taylor	Kansas City	G Charles McRae	Oakland
	RB LeRoy Thompson	Kansas City	QB Todd Philcox	Jacksonville
	1997 (1)		G Mike Sullivan	Chicago
	QB Steve Walsh	St. Louis	DT Mark Wheeler	New England
	1998 (2)		S Curtis Buckley*	San Francisco
	WR Bert Emanuel*	Atlanta	1997 (4)	
	T Jason Mathews	Indianapolis	G Ian Beckles	Philadelphia
	1999 (0)		LB Demetrius DuBose	N.Y. Jets
	None		LB Lonnie Marts	Houston
	2000 (2)		WR Courtney Hawkins	Pittsburgh
HISTORY	C Jeff Christy	Minnesota	1998 (4)	
	RB Jerry Ellison	New England	DE Eric Curry	Green Bay
	2001 (2)		TE Jackie Harris	Tennessee
	QB Brad Johnson	Washington	P Sean Landeta	Green Bay
	DE Simeon Rice	Arizona	LG Jim Pyne	Detroit
	2002 (5)		1999 (0)	
	TE Marco Battaglia	Washington	None	
	G Kerry Jenkins	N.Y. Jets	2000 (2)	
	WR Joe Jurevicius	N.Y. Giants	QB Trent Dilfer	Baltimore
	RB Michael Pittman	Arizona	LB Hardy Nickerson	Jacksonville
RECORDS	DE Greg Spires	Cleveland	2001 (5)	
	2003 (2)		LB Don Davis	St. Louis
	C John Wade	Jacksonville	TE Patrick Hape	Denver
	G Jason Whittle	N.Y. Giants	DT Tyoka Jackson	St. Louis
	2004 (14)		G Frank Middleton	Oakland
	RB Brandon Bennett	Cincinnati	S Damien Robinson	N.Y. Jets
	P Josh Bidwell	Green Bay	2002 (9)	
	LB Keith Burns	Denver	RB Rabih Abdullah	Chicago
	FB Greg Comella	Houston	WR Reidel Anthony	Washington
	CB Mario Edwards	Dallas	K Doug Brien	Minnesota
SIDELINES	RB Charlie Garner	Oakland	DT James Cannida	Indianapolis
	QB Jason Garrett	N.Y. Giants	LB Jamie Duncan	St. Louis
	LB Ian Gold	Denver	RB Warrick Dunn	Atlanta
	LB Jeff Gooch	Detroit	WR Jacquez Green	Washington
	DE Lamar King	Seattle	T Pete Pierson	Indianapolis
	CB Tommy Knight	Baltimore	DE Steve White	N.Y. Jets
	G Matt O'Dwyer	Cincinnati	2003 (3)	
	DT Darrell Russell	Washington	S Dexter Jackson	Arizona
	G Matt Stinchcomb	Oakland	QB Rob Johnson	Washington
	2005 (2)		LB Alshermond Singleton	Dallas
	TE Anthony Becht	N.Y. Jets	2004 (8)	
	DT Chris Hovan	Minnesota	T Cornell Green	Denver
			RB Thomas Jones	Chicago
			QB Shaun King	Arizona
			DT Warren Sapp	Oakland
			RB Aaron Stecker	New Orleans
			P Tom Tupa	Washington
			LB Nate Webster	Cincinnati
			TE Todd Yoder	Jacksonville
386 HISTORY				

FREE AGENTS SIGNED

PLAYER TEAM

2006 (4)

WR	David Boston	Miami
G	Toniu Fonoti	Minnesota
T	Torrin Tucker*	Dallas
LB	Jamie Winborn	Jacksonville

2007 (5)

FB	B.J. Askew	N.Y. Jets
DE/LB	Patrick Chukwurah	Denver
QB	Jeff Garcia	Philadelphia
LB	Cato June	Indianapolis
TE	Jerramy Stevens	Seattle

2008 (9)

DE	Marques Douglas	San Francisco
C	Jeff Faine	New Orleans
TE	John Gilmore	Chicago
LB	Leon Joe	Buffalo
LB	Teddy Lehman	Detroit
LB	Matt McCoy	New Orleans
TE	Ben Troupe	Tennessee
DE	Jimmy Wilkerson	Kansas City
DB	Eugene Wilson	New England

2009 (4)

LB	Angelo Crowell	Buffalo
QB	Byron Leftwich	Pittsburgh
K	Mike Nugent	N.Y. Jets
RB	Derrick Ward	N.Y. Giants

2010 (1)

S	Sean Jones	Philadelphia
---	------------	--------------

2011 (3)

P	Michael Koenen	Atlanta
DT	John McCargo	Buffalo
CB	Ashton Youboty	Buffalo

2012 (8)

DT	Gary Gibson	St. Louis
DL	Wallace Gilberry	Kansas City
WR	Vincent Jackson	San Diego
T	Jamon Meredith	Pittsburgh
G	Carl Nicks	New Orleans
DT	Amobi Okoye	Chicago
QB	Dan Orlovsky	Indianapolis
CB	Eric Wright	Detroit

2013 (4)

LB	Jonathan Casillas	New Orleans
TE	Tom Crabtree	Green Bay
S	Dashon Goldson	San Francisco
DT	Derek Landri	Philadelphia
WR	Kevin Ogletree	Dallas

*denotes restricted free agents

FREE AGENTS LOST

PLAYER TEAM

2005 (6)

LB	Keith Burns	Denver
G	Cosey Coleman	Cleveland
DT	Chartric Darby	Seattle
WR	Charles Lee	Arizona
G	Matt O'Dwyer	Green Bay
S	Dwight Smith	New Orleans

2006 (3)

FB	Jameel Cook	Houston
S	Dexter Jackson	Cincinnati
T	Todd Steussie	St. Louis

2007 (3)

T	Cornell Green	Oakland
G/C	Sean Mahan	Pittsburgh
DE	Dewayne White	Detroit

2008 (7)

TE	Anthony Becht	St. Louis
WR	Mark Jones	San Diego
CB	Brian Kelly	Detroit
C	Matt Lehr	New Orleans
S	Kalvin Pearson*	Detroit
RB	Michael Pittman	Denver
C	John Wade	Oakland

2009 (2)

DT	Jovan Haye	Tennessee
CB	Phillip Buchanan	Detroit

2010 (3)

S	Will Allen	Pittsburgh
WR	Antonio Bryant	Cincinnati
DE	Jimmy Wilkerson	New Orleans

2011 (6)

TE	John Gilmore	Pittsburgh
LB	Niko Koutouvides	New England
LB	Barrett Ruud	Tennessee
WR	Maurice Stovall	Detroit
DE	Stylez G. White	Minnesota
RB	Carnell Williams	St. Louis

2012 (7)

LB	Geno Hayes	Chicago
QB	Josh Johnson	San Francisco
S	Sean Jones	Detroit
T	James Lee	Washington
S	Corey Lynch	San Diego
CB	Elbert Mack	New Orleans
WR	Micheal Spurlock	San Diego

2013 (4)

DE	Michael Bennett	Seattle
CB	E.J. Biggers	Washington
DT	Roy Miller	Jacksonville
T	Jeremy Trueblood	Washington

*denotes restricted free agent

RECEIVING (Receptions)

YEAR	PLAYER	REC.	YDS.	AVG.	LG	TD
1976	Morris Owens	30	390	13.0	27	6
1977	Morris Owens	34	655	19.3	67t	3
1978	Morris Owens	32	640	20.0	66	5
1979	Jimmie Giles	40	579	14.5	66t	7
1980	Gordon Jones	48	669	13.9	41t	5
1981	Kevin House	56	1,176	21.0	84t	9
1982	James Wilder	53	466	8.8	32	1
1983	James Wilder	57	380	6.7	31	2
1984	James Wilder	85	685	8.1	50	0
1985	James Wilder	53	341	6.5	20	0
1986	Calvin Magee	45	564	12.5	45	5
1987	James Wilder	40	328	8.2	32	1
1988	Bruce Hill	58	1,040	17.9	42t	9
1989	Mark Carrier	86	1,422	16.5	78t	9
1990	Mark Carrier	49	813	16.6	68t	4
1991	Lawrence Dawsey	55	818	14.9	65t	3
1992	Lawrence Dawsey	60	776	12.9	41	1
1993	Courtney Hawkins	62	933	15.0	67	5
1994	Lawrence Dawsey	46	673	14.6	46	1
1995	Jackie Harris	62	751	12.1	33	1
1996	Mike Alstott	65	557	8.6	29	3
1997	Warrick Dunn	39	462	11.8	59t	3
1998	Reidel Anthony	51	708	13.9	79t	7
1999	Warrick Dunn	64	589	9.2	68	2
2000	Keyshawn Johnson	71	874	12.3	38	8
2001	Keyshawn Johnson	106	1,266	11.9	47	1
2002	Keyshawn Johnson	76	1,088	14.3	76t	5
2003	Keenan McCardell	84	1,174	14.0	76t	8
2004	Michael Clayton	80	1,193	14.9	75t	7
2005	Joey Galloway	83	1,287	15.5	80t	10
2006	Joey Galloway	62	1,057	17.0	64t	7
2007	Ike Hilliard	62	722	11.6	56	1
2008	Antonio Bryant	83	1,248	15.0	71t	7
2009	Kellen Winslow	77	884	11.5	42t	5
2010	Kellen Winslow	66	730	11.1	41t	5
2011	Kellen Winslow	75	763	10.2	37	2
2012	Vincent Jackson	72	1,384	19.2	95	8

SCORING

YEAR	PLAYER	TD	PAT	FG	TP
1976	Morris Owens	6	0	0	36
1977	Allan Leavitt	0	5	5	20
1978	Neil O'Donoghue	0	25	13	64
1979	Neil O'Donoghue	0	30	11	63
1980	Garó Yepremian	0	31	16	79
1981	Bill Capece	0	30	15	75
1982	Bill Capece	0	14	18	68
1983	Bill Capece	0	23	10	53
1984	Obed Ariri	0	38	19	95
1985	Donald Igwebuike	0	30	22	96
1986	Donald Igwebuike	0	26	17	77
1987	Donald Igwebuike	0	24	14	66
1988	Donald Igwebuike	0	21	19	78
1989	Donald Igwebuike	0	33	22	99
1990	Steve Christie	0	27	23	96
1991	Steve Christie	0	22	15	67
1992	Reggie Cobb	9	0	0	54
1993	Michael Husted	0	27	16	75
1994	Michael Husted	0	20	23	89
1995	Michael Husted	0	25	19	82
1996	Michael Husted	0	18	25	93
1997	Michael Husted	0	32	13	71
1998	Michael Husted	0	29	21	92
1999	Martin Gramatica	0	25	27	106
2000	Martin Gramatica	0	42	28	126
2001	Martin Gramatica	0	28	23	97
2002	Martin Gramatica	0	32	32	128
2003	Martin Gramatica	0	33	16	81
2004	Michael Pittman	10	0	0	60
2005	Matt Bryant	0	31	21	94
2006	Matt Bryant	0	22	17	73
2007	Matt Bryant	0	34	28	118
2008	Matt Bryant	0	35	32	131
2009	Connor Barth	0	12	14	54
2010	Connor Barth	0	36	23	105
2011	Connor Barth	0	23	26	101
2012	Connor Barth	0	39	28	123

OWNERSHIP	KICKOFF RETURNS (Yards)						
	YEAR	PLAYER	NO.	YDS.	AVG.	LG	TD
	1976	Rod McNeill	17	384	22.6	43	0
	1977	Isaac Hagins	21	493	23.5	41	0
	1978	George Ragsdale	24	555	23.1	46	0
	1979	George Ragsdale	34	675	19.9	30	0
	1980	Gary Davis	44	951	21.6	54	0
	1981	John Holt	11	274	24.9	40	0
	1982	Michael Morton	21	361	17.2	26	0
	1983	Michael Morton	30	689	23.0	50	0
PLAYERS	1984	Michael Morton	38	835	22.0	43	0
	1985	Phil Freeman	48	1,085	22.6	58	0
	1986	Phil Freeman	31	582	18.8	33	0
	1987	Bobby Futrell	31	609	19.6	40	0
	1988	Donnie Elder	34	772	22.7	51	0
	1989	Donnie Elder	40	685	17.1	30	0
	1990	Danny Peebles	18	369	20.5	55	0
	1991	Willie Drewrey	12	246	20.5	43	0
	1992	Gary Anderson	29	564	19.4	39	0
	1993	Charles Wilson	23	454	19.7	42	0
2012 REVIEW	1994	Charles Wilson	10	251	25.1	41	0
	1995	Bobby Joe Edmonds	58	1,147	19.8	44	0
	1996	Karl Williams	14	383	27.4	63	0
	1997	Reidel Anthony	25	592	23.7	51	0
	1998	Reidel Anthony	46	1,118	24.3	60	0
	1999	Reidel Anthony	21	434	20.7	39	0
	2000	Aaron Stecker	29	663	22.9	48	0
	2001	Frank Murphy	20	445	22.3	39	0
	2002	Aaron Stecker	37	934	25.2	67	0
	2003	Aaron Stecker	25	520	20.8	44	0
HISTORY	2004	Torrie Cox	33	866	26.2	59	0
	2005	Torrie Cox	24	464	19.3	30	0
	2006	Michael Pittman	39	867	22.2	37	0
	2007	Micheal Spurlock	16	444	27.8	90t	1
	2008	Clifton Smith	36	992	27.6	97t	1
	2009	Clifton Smith	31	902	29.1	83	0
	2010	Micheal Spurlock	44	1,129	25.7	89t	1
	2011	Sammie Stroughter	20	540	27.0	78	0
	2012	Arrelious Benn	13	306	23.5	55	0
RECORDS	PUNT RETURNS (Yards)						
	YEAR	PLAYER	NO.	YDS.	AVG.	LG	TD
	1976	Danny Reece	20	143	7.2	30	0
	1977	Danny Reece	31	276	8.9	36	0
	1978	Danny Reece	44	393	8.9	50	0
	1979	Danny Reece	70	431	6.2	17	0
	1980	Danny Reece	57	313	5.5	19	0
	1981	Theo Bell	27	132	4.9	13	0
	1982	John Holt	16	81	5.1	22	0
	1983	Andre Tyler	27	208	7.7	16	0
SIDELINES	1984	Leon Bright	23	173	7.5	21	0
	1985	Leon Bright	12	124	10.3	29	0
	1986	Bobby Futrell	14	67	4.8	12	0
	1987	Bobby Futrell	24	213	8.9	22	0
	1988	Bobby Futrell	27	283	10.5	40	0
	1989	Willie Drewrey	20	220	11.0	55	0
	1990	Willie Drewrey	23	184	8.0	16	0
	1991	Willie Drewrey	38	360	9.5	33	0
	1992	Courtney Hawkins	13	53	4.1	17	0
	1993	Courtney Hawkins	15	166	11.1	35	0

INTERCEPTIONS

YEAR	PLAYER	NO.	YDS.	AVG.	LG	TD
1976	Mark Cotney	3	25	8.3	25	0
1977	Mike Washington	5	71	14.2	45t	1
1978	Cedric Brown	6	110	18.3	29	0
1979	Cedric Brown	3	79	26.3	72	0
	Mike Washington	3	64	21.3	49t	1
	Jeris White	3	39	13.0	39	0
1980	Mike Washington	4	30	7.5	16	0
1981	Cedric Brown	9	215	23.9	81t	2
1982	Neal Colzie	3	64	21.3	51	0
	Cedric Brown	3	31	10.3	24	0
	Mike Washington	3	13	4.3	13	0
1983	Beasley Reece	6	70	11.7	29	0
1984	Mark Cotney	5	123	24.6	26	0
1985	Jeremiah Castille	7	49	7.0	20	0
1986	Vito McKeever	3	12	4.0	10	0
1987	Paul Tripoli	3	17	5.7	15t	1
1988	Harry Hamilton	6	123	20.5	58	0
1989	Harry Hamilton	6	70	11.7	30	0
	Mark Robinson	6	44	7.3	16	0
1990	Wayne Haddix	7	231	33.0	65t	3
1991	Tony Covington	3	21	7.0	18	0
1992	Darrell Fullington	3	25	8.3	16	0
	Marty Carter	3	1	0.3	1	0
	Milton Mack	3	0	0.0	0	0
1993	Joe King	3	29	9.7	28	0
1994	Hardy Nickerson	2	9	4.5	10	0
	Martin Mayhew	2	4	2.0	4	0
1995	Martin Mayhew	5	81	16.2	40	0
1996	Donnie Abraham	5	27	5.4	21	0
1997	Donnie Abraham	5	16	3.2	16	0
1998	Charles Mincy	4	58	14.5	22t	1
1999	Donnie Abraham	7	115	16.4	55t	2
2000	Donnie Abraham	7	82	11.7	23	0
2001	Ronde Barber	10	86	8.6	36t	1
2002	Brian Kelly	8	68	8.5	31	0
2003	Dwight Smith	5	3	0.6	3	0
2004	Brian Kelly	4	101	25.3	75	0
2005	Ronde Barber	5	105	21.0	42	0
2006	Ronde Barber	3	103	34.3	66t	2
	Derrick Brooks	3	51	17.0	21t	1
2007	Jermaine Phillips	4	2	0.5	2	0
2008	Ronde Barber	4	69	17.3	65t	1
2009	Aqib Talib	5	99	19.8	32	0
	Tanard Jackson	5	86	17.2	35t	2
2010	Aqib Talib	6	91	15.2	45t	1
2011	Ronde Barber	3	12	4.0	12	0
2012	Ronde Barber	4	160	40.0	78t	1

TACKLE/SACK LEADERS

1976	Tackles:	LB Richard Wood 96, DT Dave Pear 91, S Ken Stone 72
	Sacks:	DE Council Rudolph, DE Lee Roy Selmon 5
1977	Tackles:	LB Dewey Selmon 167, LB Richard Wood 141, S Cedric Brown 116
	Sacks:	DE Lee Roy Selmon 13
1978	Tackles:	LB Richard Wood 168, LB Dewey Selmon 158, DT Dave Pear 127
	Sacks:	DE Lee Roy Selmon 11
1979	Tackles:	LB Richard Wood 158, LB Dewey Selmon 125, DE Lee Roy Selmon 117
	Sacks:	DE Lee Roy Selmon 11
1980	Tackles:	LB Richard Wood 114, S Mark Cotney 105, LB David Lewis 101
	Sacks:	DE Lee Roy Selmon 9
1981	Tackles:	LB Cecil Johnson 174, LB Hugh Green 151, LB Richard Wood 140
	Sacks:	DE Lee Roy Selmon 6.5
1982	Tackles:	LB Hugh Green 71, LB Cecil Johnson 70, LB Scot Brantley 62
	Sacks:	DE Dave Stalls 6.5
1983	Tackles:	LB Hugh Green 138, LB Jeff Davis 137, LB Scot Brantley 134
	Sacks:	DE Lee Roy Selmon 11
1984	Tackles:	LB Jeff Davis 165, DT David Logan 106, LB Scot Brantley 105
	Sacks:	DE Lee Roy Selmon 8
1985	Tackles:	LB Jeff Davis 132, LB Chris Washington 102, S Ivory Sully 98
	Sacks:	DT David Logan 6.5
1986	Tackles:	LB Jeff Davis 136, LB Scot Brantley 127, LB Chris Washington 94
	Sacks:	LB Keith Browner, LB Chris Washington 4

1987	Tackles:	LB Ervin Randle 108, LB Jeff Davis 70, CB Ricky Reynolds 70
	Sacks:	DE Ron Holmes 8
1988	Tackles:	LB Eugene Marve 121, S Harry Hamilton 107, LB Kevin Murphy 75
	Sacks:	DE Ron Holmes 4
1989	Tackles:	LB Ervin Randle 114, LB Eugene Marve 106, S Mark Robinson 104
	Sacks:	LB Kevin Murphy 6
1990	Tackles:	S Harry Hamilton 119, S Mark Robinson 115, LB Eugene Marve 111
	Sacks:	LB Broderick Thomas 7.5
1991	Tackles:	LB Broderick Thomas 174, LB Jesse Solomon 128, S Tony Covington 84
	Sacks:	LB Broderick Thomas 11
1992	Tackles:	S Marty Carter 118, LB Jimmy Williams 115, LB Broderick Thomas 113
	Sacks:	DT Santana Dotson 10
1993	Tackles:	LB Hardy Nickerson 214, S Marty Carter 130, CB Martin Mayhew 76
	Sacks:	DE Ray Seals 8.5
1994	Tackles:	LB Hardy Nickerson 122, S Marty Carter 93, S Barney Bussey 72
	Sacks:	DT Brad Culpepper 4
1995	Tackles:	LB Hardy Nickerson 143, LB Derrick Brooks 79, CB Charles Dimry 77
	Sacks:	DT Santana Dotson 5
1996	Tackles:	LB Derrick Brooks 133, LB Hardy Nickerson 120, S John Lynch 103
	Sacks:	DT Warren Sapp 9
1997	Tackles:	LB Hardy Nickerson 194, LB Derrick Brooks 182, S John Lynch 154
	Sacks:	DT Warren Sapp 10.5
1998	Tackles:	LB Derrick Brooks 189, S John Lynch 107, S Charles Mincy 95
	Sacks:	DT Brad Culpepper 9
1999	Tackles:	LB Derrick Brooks 180, LB Hardy Nickerson 141, S John Lynch 128
	Sacks:	DT Warren Sapp 12.5
2000	Tackles:	LB Derrick Brooks 179, S John Lynch 110, S Damien Robinson 104
	Sacks:	DT Warren Sapp 16.5
2001	Tackles:	LB Derrick Brooks 165, LB Jamie Duncan 130, S John Lynch 105
	Sacks:	DE Simeon Rice 11
2002	Tackles:	LB Derrick Brooks 170, LB Shelton Quarles 159, S John Lynch 96
	Sacks:	DE Simeon Rice 15.5
2003	Tackles:	LB Derrick Brooks 151, CB Ronde Barber 111, LB Shelton Quarles 110
	Sacks:	DE Simeon Rice 15.0
2004	Tackles:	LB Derrick Brooks 172, LB Shelton Quarles 163, LB Ian Gold 120
	Sacks:	DE Simeon Rice 12.0
2005	Tackles:	LB Shelton Quarles 196, LB Derrick Brooks 174, CB Ronde Barber 120
	Sacks:	DE Simeon Rice 14.0
2006	Tackles:	LB Derrick Brooks 150, LB Shelton Quarles 136, Jermaine Phillips 124
	Sacks:	DE Greg Spires 5.0, DE Dewayne White 5.0, DT Ellis Wyms 5.0
2007	Tackles:	LB Barrett Ruud 169, LB Derrick Brooks 162, LB Cato June 120, S Jermaine Phillips 120
	Sacks:	DE Greg White 8
2008	Tackles:	LB Barrett Ruud 178, LB Derrick Brooks 111, LB Cato June 104, FS Tanard Jackson 102
	Sacks:	DE Gaines Adams 6.5
2009	Tackles:	LB Barrett Ruud 205, LB Geno Hayes 136, CB Ronde Barber 93, LB Quincy Black 93
	Sacks:	DE Stylez G. White 6.5
2010	Tackles:	LB Barrett Ruud 161, LB Geno Hayes 104, CB Ronde Barber 102, S Sean Jones 89
	Sacks:	DE Stylez G. White 4.5
2011	Tackles:	LB Mason Foster 126, S Sean Jones 92, LB Geno Hayes 86, CB Ronde Barber 77
	Sacks:	DE Adrian Clayborn 7.5
2012	Tackles:	LB Lavonte David 139, LB Mason Foster 104, S Ronde Barber 92, S Mark Barron 88
	Sacks:	DE Michael Bennett 9.0

YEAR-BY-YEAR RECORDS

YEAR	REGULAR SEASON			PCT.	DIV. RANK	POSTSEASON			HEAD COACH	CUM. REC. W/BUCS	
	W	L	T			W	L	T		REG.	POST.
1976	0	14	0	.000	#5th	—	—	—	John McKay	(0-14)	
1977	2	12	0	.143	5th	—	—	—	John McKay	(2-26)	
1978	5	11	0	.313	5th	—	—	—	John McKay	(7-37)	
1979	10	6	0	.625	1st	1	1	0	John McKay	(17-43)	(1-1)
1980	5	10	1	.344	t-4th	—	—	—	John McKay	(22-53)	
1981	9	7	0	.563	1st	0	1	0	John McKay	(31-60)	(1-2)
1982	5	4	0	.556	t-2nd	0	1	0	John McKay	(35-64)	(1-3)
1983	2	14	0	.125	5th	—	—	—	John McKay	(37-78)	
1984	6	10	0	.375	3rd	—	—	—	John McKay	(44-88-1)	
1985	2	14	0	.125	5th	—	—	—	Leeman Bennett	(2-14)	
1986	2	14	0	.125	5th	—	—	—	Leeman Bennett	(4-28)	
1987	4	11	0	.267	t-4th	—	—	—	Ray Perkins	(4-11)	
1988	5	11	0	.313	3rd	—	—	—	Ray Perkins	(9-22)	
1989	5	11	0	.313	5th	—	—	—	Ray Perkins	(14-33)	
1990	6	10	0	.375	t-2nd	—	—	—	Ray Perkins *	(19-41)	
									Richard Williamson *	(1-2)	
1991	3	13	0	.188	5th	—	—	—	Richard Williamson	(4-15)	
1992	5	11	0	.313	t-3rd	—	—	—	Sam Wyche	(5-11)	
1993	5	11	0	.313	5th	—	—	—	Sam Wyche	(10-22)	
1994	6	10	0	.375	5th	—	—	—	Sam Wyche	(16-32)	
1995	7	9	0	.438	5th	—	—	—	Sam Wyche	(23-41)	
1996	6	10	0	.375	4th	—	—	—	Tony Dungy	(6-10)	
1997	10	6	0	.625	2nd	1	1	0	Tony Dungy	(16-16)	(1-1)
1998	8	8	0	.500	3rd	—	—	—	Tony Dungy	(24-24)	
1999	11	5	0	.688	1st	1	1	0	Tony Dungy	(35-29)	(2-2)
2000	10	6	0	.625	2nd	0	1	0	Tony Dungy	(45-35)	(2-3)
2001	9	7	0	.563	3rd	0	1	0	Tony Dungy	(54-42)	(2-4)
2002	12	4	0	.750	1st	3	0	0	Jon Gruden	(12-4)	(3-0)
2003	7	9	0	.438	3rd	—	—	—	Jon Gruden	(19-13)	
2004	5	11	0	.313	4th	—	—	—	Jon Gruden	(24-24)	
2005	11	5	0	.688	1st	0	1	0	Jon Gruden	(35-29)	(3-1)
2006	4	12	0	.250	4th	—	—	—	Jon Gruden	(39-41)	
2007	9	7	0	.563	1st	0	1	0	Jon Gruden	(48-48)	(3-2)
2008	9	7	0	.563	3rd	—	—	—	Jon Gruden	(57-55)	
2009	3	13	0	.231	4th	—	—	—	Raheem Morris	(3-13)	
2010	10	6	0	.625	3rd	—	—	—	Raheem Morris	(13-19)	
2011	4	12	0	.250	4th	—	—	—	Raheem Morris	(17-31)	
2012	7	9	0	.438	4th	—	—	—	Greg Schiano	(7-9)	
Totals	229	350	1	.395		6	9	0			

Tampa Bay was in the AFC West in 1976 only.

* Ray Perkins coached the first 13 games of 1990, Richard Williamson coached the last three games of 1990.

BUCCANEER ALL-TIME COACHES RECORDS

(REGULAR SEASON ONLY)

YEAR	HEAD COACH	W-L-T
1976-84	John McKay	44-88-1
1985-86	Leeman Bennett	4-28-0
1987-90	Ray Perkins*	19-41-0
1990-91	Richard Williamson#	4-15-0
1992-95	Sam Wyche	23-41-0
1996-01	Tony Dungy	54-42-0
2002-08	Jon Gruden	57-55-0
2009-11	Raheem Morris	17-31-0
2012-13	Greg Schiano	7-9-0

* first 13 games of 1990

last three games of 1990

OWNERSHIP	HOME RECORD					ROAD RECORD				
	YEAR	W	L	T	PCT.	YEAR	W	L	T	PCT.
PLAYERS	1976	0	7	0	.000	1976	0	7	0	.000
	1977	1	6	0	.143	1977	1	6	0	.143
	1978	3	5	0	.375	1978	2	6	0	.250
	1979	5	3	0	.625	1979	5	3	0	.625
	1980	2	5	1	.313	1980	3	5	0	.375
	1981	6	2	0	.750	1981	3	5	0	.375
	1982	4	1	0	.800	1982	1	3	0	.250
	1983	1	7	0	.125	1983	1	7	0	.125
	1984	6	2	0	.750	1984	0	8	0	.000
	1985	2	6	0	.250	1985	0	8	0	.000
	1986	1	7	0	.125	1986	1	7	0	.125
	1987	2	5	0	.286	1987	2	6	0	.250
	1988	3	5	0	.375	1988	2	6	0	.250
	1989	2	6	0	.250	1989	3	5	0	.375
	1990	4	4	0	.500	1990	2	6	0	.250
	1991	3	5	0	.375	1991	0	8	0	.000
	1992	3	5	0	.375	1992	2	6	0	.250
	1993	3	5	0	.375	1993	2	6	0	.250
	1994	4	4	0	.500	1994	2	6	0	.250
	2012 REVIEW	1995	5	3	0	.625	1995	2	6	0
1996		5	3	0	.625	1996	1	7	0	.125
1997		5	3	0	.625	1997	5	3	0	.625
1998		6	2	0	.750	1998	2	6	0	.250
1999		7	1	0	.875	1999	4	4	0	.500
2000		6	2	0	.750	2000	4	4	0	.500
2001		5	3	0	.600	2001	4	4	0	.500
2002		6	2	0	.750	2002	6	2	0	.750
2003		3	5	0	.375	2003	4	4	0	.500
2004		4	4	0	.500	2004	1	7	0	.125
2005		6	2	0	.750	2005	5	3	0	.625
2006		3	5	0	.375	2006	1	7	0	.125
2007		6	2	0	.750	2007	3	5	0	.375
2008		6	2	0	.750	2008	3	5	0	.375
2009		1	7	0	.125	2009	2	6	0	.250
2010		4	4	0	.500	2010	6	2	0	.750
2011		3	5	0	.375	2011	1	7	0	.125
2012		3	5	0	.375	2012	4	4	0	.500
	Totals	139	150	1	.479	Totals	90	200	0	.310
HISTORY										
	RECORDS									
SIDELINES										

394 | HISTORY

STARTING QUARTERBACKS BY YEAR

YEAR	QUARTERBACKS
1976	Steve Spurrier (0-12), Parnell Dickinson (0-1), Terry Hanratty (0-1)
1977	Gary Huff (2-4), Jeb Blount (0-4), Randy Hedberg (0-4)
1978	Doug Williams (4-6), Mike Rae (1-4), Mike Boryla (0-1)
1979	Doug Williams (10-6, 1-1 playoffs)
1980	Doug Williams (5-10-1)
1981	Doug Williams (9-7, 0-1 playoffs)
1982	Doug Williams (5-4, 0-1 playoffs)
1983	Jack Thompson (2-11), Jerry Golsteyn (0-3)
1984	Steve DeBerg (5-8), Jack Thompson (1-2)
1985	Steve DeBerg (1-10), Steve Young (1-4)
1986	Steve Young (2-12), Steve DeBerg (0-2)
1987	Steve DeBerg (2-6), Vinny Testaverde (0-4), John Reaves (1-1), Jim Zorn (1-0)
1988	Vinny Testaverde (5-10), Joe Ferguson (0-1)
1989	Vinny Testaverde (5-9), Joe Ferguson (0-2)
1990	Vinny Testaverde (6-7), Chris Chandler (0-3)
1991	Vinny Testaverde (3-9), Chris Chandler (0-3), Jeff Carlson (0-1)
1992	Vinny Testaverde (5-9), Steve DeBerg (0-2)
1993	Craig Erickson (5-10), Steve DeBerg (0-1)
1994	Craig Erickson (6-8), Trent Dilfer (0-2)
1995	Trent Dilfer (7-9)
1996	Trent Dilfer (6-10)
1997	Trent Dilfer (10-6, 1-1 playoffs)
1998	Trent Dilfer (8-8)
1999	Trent Dilfer (7-3), Shaun King (4-1, 1-1 playoffs), Eric Zeier (0-1)
2000	Shaun King (10-6, 0-1 playoffs)
2001	Brad Johnson (9-7, 0-1 playoffs)
2002	Brad Johnson (10-3, 3-0 playoffs), Rob Johnson (2-0), Shaun King (0-1)
2003	Brad Johnson (7-9)
2004	Brian Griese (4-6), Brad Johnson (0-4), Chris Simms (1-1)
2005	Brian Griese (5-1), Chris Simms (6-4, 0-1 playoffs)
2006	Bruce Gradkowski (3-8), Tim Rattay (1-1), Chris Simms (0-3)
2007	Jeff Garcia (8-5, 0-1 playoffs), Luke McCown (1-2)
2008	Jeff Garcia (6-5), Brian Griese (3-2)
2009	Byron Leftwich (0-3), Josh Johnson (0-4), Josh Freeman (3-6)
2010	Josh Freeman (10-6)
2011	Josh Freeman (4-11), Josh Johnson (0-1)
2012	Josh Freeman (7-9)

HIGHEST WINNING PERCENTAGE BY STARTING QUARTERBACK (REGULAR SEASON)

QUARTERBACK	RECORD	PERCENTAGE
Shaun King	14-8	.636
Jeff Garcia	14-10	.583
Brian Griese	12-9	.571
Brad Johnson	26-23	.531
Trent Dilfer	38-38	.500
Doug Williams	33-33-1	.500
Chris Simms	7-8	.467
Josh Freeman	24-32	.429
Craig Erickson	11-18	.379
Vinny Testaverde	24-48	.333
Bruce Gradkowski	3-8	.273
Steve DeBerg	8-29	.216
Jack Thompson	3-13	.188
Steve Young	3-16	.158

* minimum 10 starts

MOST WINS BY STARTING QUARTERBACK

(REGULAR SEASON)

PLAYER	RECORD	PCT.
Trent Dilfer	38-38	.500
Doug Williams	33-33-1	.500
Brad Johnson	26-23	.531
Josh Freeman	24-32	.425
Vinny Testaverde	24-48	.333
Shaun King	14-8	.636
Jeff Garcia	14-10	.583

(PLAYOFFS)

PLAYER	RECORD	PCT.
Brad Johnson	3-1	.750
Trent Dilfer	1-1	.500
Shaun King	1-2	.333
Doug Williams	1-3	.250

QUARTERBACKS' RECORDS AS STARTERS

PLAYER	RECORD
Jeb Blount	0-4
Mike Boryla	0-1
Jeff Carlson	0-1
Chris Chandler	0-6
Steve DeBerg	8-29
Parnell Dickinson	0-1
Trent Dilfer	38-38 (1-1 playoffs)
Craig Erickson	11-18
Joe Ferguson	0-3
Josh Freeman	24-32
Jeff Garcia	14-10 (0-1 playoffs)
Jerry Golsteyn	0-3
Bruce Gradkowski	3-8
Brian Gries	12-9
Terry Hanratty	0-1
Randy Hedberg	0-4
Gary Huff	2-4

PLAYER	RECORD
Brad Johnson	26-23 (3-1 playoffs)
Josh Johnson	0-5
Rob Johnson	2-0
Shaun King	14-8 (1-2 playoffs)
Byron Leftwich	0-3
Luke McCown	1-2
Mike Rae	1-4
Tim Rattay	1-1
John Reaves	1-1
Chris Simms	7-8 (0-1 playoffs)
Steve Spurrier	0-12
Vinny Testaverde	24-48
Jack Thompson	3-13
Doug Williams	33-33-1 (1-3 playoffs)
Steve Young	3-16
Eric Zeier	0-1
Jim Zorn	1-0

YEAR-BY-YEAR OFFENSE (REGULAR SEASON)

YEAR	TOTAL PLAYS	FIRST DOWNS	RUSH YARDS	NET PASS YARDS	TOTAL YARDS	TOTAL POINTS
1976	859	191	1,503	1,503	3,006	125
1977	834	168	1,424	1,269	2,693	103
1978	962	238	2,098	1,703	3,800	241
1979	1,055	267	2,437	2,612	5,049	273
1980	1,031	281	1,839	3,220	5,059	271
1981	950	269	1,731	3,429	5,160	315
1982	587	163	952	1,943	2,895	158
1983	1,005	248	1,353	3,124	4,477	241
1984	1,091	344	1,776	3,545	5,321	335
1985	982	291	1,644	3,122	4,766	294
1986	970	273	1,863	2,498	4,361	239
1987	954	263	1,365	3,016	4,381	286
1988	998	295	1,753	3,308	5,061	261
1989	1,025	288	1,570	3,335	4,842	320
1990	911	238	1,626	2,849	4,475	264
1991	922	249	1,429	2,572	4,001	199
1992	994	281	1,706	3,065	4,771	267
1993	949	241	1,290	3,021	4,311	237
1994	951	276	1,489	3,265	4,754	251
1995	961	283	1,587	2,955	4,542	238
1996	996	260	1,589	2,727	4,316	221
1997	915	249	1,934	2,442	4,376	299
1998	1,000	262	2,148	2,606	4,754	314
1999	991	245	1,776	2,478	4,254	270
2000	961	275	2,066	2,583	4,649	388
2001	1,046	298	1,371	3,323	4,694	324
2002	1,022	287	1,557	3,445	5,002	346
2003	1,036	307	1,648	3,805	5,453	301
2004	949	271	1,489	3,474	4,963	301
2005	985	268	1,826	2,890	4,716	300
2006	972	237	1,523	2,798	4,321	211
2007	975	281	1,872	3,357	5,229	334
2008	1,045	298	1,837	3,619	5,456	361
2009	961	246	1,627	2,973	4,600	244
2010	955	288	2,001	3,361	5,362	341
2011	966	277	1,458	3,650	5,108	287
2012	1,008	301	1,837	3,983	5,820	389

Bold=Club Record; 1976-77-14 games; 1978-81-16 games; 1982-9 games; 1983-86-16 games; 1987-15 games; 1988-12-16 games

YEAR-BY-YEAR DEFENSE (REGULAR SEASON)

YEAR	TOTAL PLAYS	FIRST DOWNS	RUSH YARDS	NET PASS YARDS	TOTAL YARDS	TOTAL POINTS
1976	933	283	2,560	2,241	4,801	412
1977	948	241	2,031	1,895	3,926	223
1978	1,047	256	2,049	2,279	4,328	259
1979	1,015	247	1,873	2,076	3,949	237
1980	1,088	313	2,101	3,304	5,405	341
1981	1,115	320	2,172	3,140	5,312	268
1982	564	159	1,058	1,384	2,442	178
1983	1,093	320	2,082	3,315	5,397	380
1984	1,033	311	2,233	3,241	5,474	380
1985	1,087	351	2,430	3,678	6,108	448
1986	1,061	362	2,648	3,685	6,333	473
1987	996	314	2,038	2,949	4,987	360
1988	1,025	293	1,551	3,604	5,155	350
1989	1,027	317	2,023	3,437	5,460	419
1990	1,001	313	2,223	3,256	5,479	367
1991	989	295	2,107	2,872	4,979	365
1992	985	296	1,675	3,510	5,185	365
1993	1,011	280	1,994	3,252	5,246	376
1994	986	298	1,964	3,372	5,336	351
1995	1,031	336	1,754	3,958	5,712	335
1996	976	296	1,889	2,925	4,814	293
1997	981	265	1,617	3,011	4,628	263
1998	925	244	1,583	2,762	4,345	295
1999	977	228	1,407	2,873	4,280	235
2000	1,047	283	1,648	3,152	4,800	269
2001	950	262	1,702	2,951	4,653	280
2002	963	236	1,554	2,490	4,044	196
2003	962	249	1,756	2,710	4,466	264
2004	961	258	1,973	2,579	4,552	304
2005	950	254	1,515	2,929	4,444	274
2006	1,015	300	1,917	3,354	5,271	353
2007	977	258	1,726	2,728	4,454	270
2008	945	259	1,901	2,997	4,898	323
2009	1,039	324	2,531	3,318	5,849	400
2010	991	307	2,107	3,216	5,323	318
2011	1,002	356	2,497	3,814	6,311	494
2012	1,320	329	1,320	4,758	6,078	394

Bold=Club Record; 1976-77-14 games; 1978-81-16 games; 1982-9 games; 1983-86-16 games; 1987-15 games; 1988-12-16 games

YEAR-BY-YEAR SCORING

BUCCANEERS

YEAR	TD	TDR	TDP	TDRT	PAT	2-PT. *	FG	S	PTS.
1976	15	5	9	1	11-15	—	8-18	0	125
1977	11	4	3	4	10-11	—	9-17	0	103
1978	29	16	12	1	25-29	—	14-24	0	241
1979	35	13	19	3	30-35	—	11-19	0	273
1980	32	9	20	3	31-32	—	16-23	0	271
1981	38	13	20	5	36-38	—	17-28	0	315
1982	15	6	9	0	14-15	—	18-23	0	158
1983	31	9	18	4	25-31	—	10-24	0	241
1984	40	17	22	1	38-40	—	19-26	0	335
1985	33	11	22	0	30-33	—	22-32	0	294
1986	27	12	13	2	26-27	—	17-24	0	239
1987	33	7	22	4	31-33	—	19-24	0	286
1988	28	11	16	1	28-28	—	21-30	1	261
1989	36	10	23	3	34-36	—	22-28	2	320
1990	28	7	18	3	27-28	—	23-27	0	264
1991	22	9	13	0	22-22	—	15-20	0	199
1992	33	12	17	4	33-33	—	12-22	0	267
1993	27	6	19	2	27-27	—	16-22	0	237
1994	26	8	17	1	20-20	3-6	23-35	0	251
1995	26	19	5	2	25-25	0-1	19-26	0	238
1996	21	8	12	1	18-19	1-2	25-32	0	221
1997	38	15	21	2	32-35	0-3	13-17	0	299
1998	36	12	21	3	29-30	3-6	21-28	0	314
1999	27	7	18	2	25-25	0-2	27-32	1	270
2000	43	18	18	7	42-42	1-1	28-34	1	388
2001	34	17	13	4	30-30	3-4	28-35	0	324
2002	35	6	23	6	32-32	2-3	32-39	2	346
2003	36	5	27	4	33-34	1-2	16-26	1	301
2004	37	9	24	4	32-33	1-4	15-24	0	301
2005	33	13	17	3	32-32	1-1	22-27	1	300
2006	23	6	14	3	22-23	0-0	17-22	0	211
2007	36	15	18	3	34-34	0-0	28-33	0	334
2008	38	13	18	7	35-36	1-2	32-38	0	361
2009	28	5	18	5	24-24	2-4	16-26	0	244
2010	39	9	26	4	36-36	1-3	23-28	0	341
2011	30	9	17	4	23-23	2-7	26-28	1	287
2012	44	13	27	4	37-37	1-4	28-33	0	389
Totals	1,143	384	649	110	1,039-1,083	23-54	728-994	10	10,760

OPPONENTS

YEAR	TD	TDR	TDP	TDRT	PAT	2-PT. *	FG	S	PTS.
1976	50	23	19	8	48-50	---	20-32	2	412
1977	26	13	10	3	23-26	---	14-25	1	223
1978	27	12	13	2	23-27	---	24-31	1	259
1979	28	13	14	1	25-28	---	14-24	1	237
1980	40	20	17	3	39-40	---	20-33	1	341
1981	27	16	10	1	27-27	---	25-33	2	268
1982	21	9	10	2	16-21	---	12-17	0	178
1983	42	19	15	8	40-42	---	28-34	2	380
1984	47	27	20	0	44-46	---	18-27	0	380
1985	50	28	18	4	50-50	---	32-42	1	448
1986	59	31	23	5	56-58	---	21-30	0	473
1987	44	18	23	3	42-44	---	18-30	0	360
1988	42	21	19	2	42-42	---	18-30	1	350
1989	51	18	29	4	51-51	---	20-24	1	419
1990	45	20	22	3	43-45	---	18-27	0	367
1991	41	21	15	5	40-41	---	25-35	2	365
1992	43	15	25	3	43-43	---	20-30	2	365
1993	40	15	22	3	38-40	---	32-35	1	376
1994	40	13	25	2	38-38	2-2	23-26	0	351
1995	35	14	19	2	30-31	1-4	31-40	0	335
1996	34	13	17	4	32-32	0-2	19-27	0	293
1997	29	10	13	6	25-25	4-4	18-29	1	263
1998	31	12	15	4	29-29	0-2	26-30	1	295
1999	23	8	11	4	23-23	0-0	24-31	1	235
2000	29	12	15	2	25-25	2-4	22-32	0	269
2001	29	8	20	1	25-25	3-4	25-29	0	280
2002	21	8	10	3	19-19	0-1	17-23	0	196
2003	27	6	16	5	27-27	0-0	25-34	0	264
2004	35	8	21	6	34-35	0-0	20-31	0	304
2005	28	10	15	3	26-27	1-1	26-33	0	274
2006	41	11	26	4	41-41	0-0	22-30	0	353
2007	32	11	18	3	31-32	0-0	15-18	1	270
2008	34	8	23	3	33-33	1-1	28-30	0	323
2009	46	16	28	2	44-46	0-0	26-32	1	400
2010	38	12	23	3	35-35	2-3	17-21	0	318
2011	61	26	30	5	59-60	0-1	23-29	0	494
2012	48	13	30	5	45-45	2-3	19-28	1	394
Totals	1,384	558	699	127	1,311-1,349	18-32	805-1092	24	12,112

* Two-point conversion introduced in 1994.

YEAR-BY-YEAR TURNOVER DIFFERENTIAL

TAKEAWAYS

GIVEAWAYS

YEAR	INT	FUM	FUM LOST	TOTAL TO	INT	FUM	FUM LOST	TOTAL TO	TO DIFF
1976	9	33	19	28	20	30	17	37	-9
1977	23	34	18	41	30	30	16	46	-5
1978	29	32	14	43	18	35	20	38	+5
1979	14	45	24	38	26	25	15	41	-3
1980	15	32	13	28	17	28	21	38	-10
1981	32	32	14	46	14	27	14	28	+18
1982	11	15	10	21	11	28	12	23	-2
1983	23	43	18	41	24	39	13	37	+4
1984	18	27	14	32	23	36	20	43	-11
1985	18	37	22	40	26	37	22	48	-8
1986	13	39	19	32	25	36	17	42	-10
1987	16	42	20	36	17	35	14	31	+5
1988	21	29	12	33	36	27	16	52	-19
1989	21	30	18	39	28	21	9	37	+2
1990	25	33	17	42	24	38	19	43	-1
1991	11	27	16	27	29	30	18	47	-20
1992	20	19	12	32	20	19	9	29	+3
1993	9	27	13	22	25	28	11	36	-14
1994	9	21	12	21	16	18	7	23	-2
1995	14	26	16	30	20	25	14	34	-4
1996	17	31	12	29	20	28	14	34	-5
1997	13	21	12	25	12	31	11	23	+2
1998	12	28	14	26	18	23	13	31	-5
1999	21	23	10	31	16	25	19	35	-4
2000	25	26	16	41	13	16	11	24	+17
2001	28	22	11	39	12	20	10	22	+17
2002	31	21	7	38	10	24	11	21	+17
2003	20	29	13	33	22	23	9	31	+2
2004	16	21	11	27	18	32	18	36	-9
2005	17	25	13	30	14	16	9	23	+7
2006	11	25	9	20	18	27	14	32	-12
2007	16	31	19	35	8	18	12	20	+15
2008	22	16	8	30	13	21	13	26	+4
2009	19	18	10	29	29	25	5	34	-5
2010	19	17	9	28	6	24	13	19	+9
2011	14	21	10	24	24	30	16	40	-16
2012	18	16	8	26	17	16	6	23	+3
Totals	670	1,010	513	1,183	719	956	508	1,227	-44

FRANCHISE MILESTONES

TEAM

First Game	July 31, 1976	L.A. RAMS 26, Tampa Bay 3
First Regular Season Game	September 12, 1976	HOUSTON 20, Tampa Bay 0
First Victory	August 14, 1976	Tampa Bay 17, Atlanta 3 (at Jacksonville)
First Regular Season Victory	December 11, 1977	Tampa Bay 33, NEW ORLEANS 14
First Regular Season Home Victory	December 18, 1977	TAMPA BAY 17, St. Louis 7
50th Regular Season Game	October 7, 1979	N.Y. GIANTS 17, Tampa Bay 14
50th Regular Season Victory	October 4, 1987	TAMPA BAY 31, Detroit 27
100th Regular Season Game	December 26, 1982	TAMPA BAY 23, Detroit 21
100th Regular Season Victory	December 22, 1996	TAMPA BAY 34, Chicago 19
150th Regular Season Game	September 7, 1986	San Francisco 31, TAMPA BAY 7
150th Regular Season Victory	September 23, 2002	TAMPA BAY 35, St. Louis 7
200th Regular Season Game	October 1, 1989	MINNESOTA 17, Tampa Bay 3
200th Regular Season Victory	October 12, 2008	TAMPA BAY 27, Carolina 3
250th Regular Season Game	October 18, 1992	CHICAGO 31, Tampa Bay 14
300th Regular Season Game	October 22, 1995	Atlanta 24, TAMPA BAY 21
350th Regular Season Game	November 15, 1998	JACKSONVILLE 29, Tampa Bay 24
400th Regular Season Game	December 9, 2001	TAMPA BAY 15, Detroit 12
450th Regular Season Game	December 19, 2004	New Orleans 21, TAMPA BAY 17
500th Regular Season Game	December 30, 2007	Carolina 31, TAMPA BAY 23
550th Regular Season Game	September 18, 2011	Tampa Bay 24, MINNESOTA 20

INDIVIDUAL

First Points	July 31, 1976	Pete Rajecki, 51-yard FG at L.A. Rams
First Regular Season Points	September 26, 1976	Dave Green, 39-yard FG vs. Buffalo
First Touchdown	August 7, 1976	Vince Kendrick 1-yard run at Green Bay
First Regular Season Touchdown	October 3, 1976	Danny Reece 44-yard fumble return at Baltimore
First Regular Season Offensive TD	October 3, 1976	Charlie Davis 1-yard run at Baltimore
First Regular Season Punt Return TD	October 2, 1994	Vernon Turner 80-yard punt return vs. Detroit
100th Regular Season Touchdown	October 12, 1980	Doug Williams 5-yard run vs. Green Bay
200th Regular Season Touchdown	December 4, 1983	Theo Bell 9-yard reception at San Francisco
300th Regular Season Touchdown	November 23, 1986	Pat Franklin 2-yard reception vs. Detroit
400th Regular Season Touchdown	December 10, 1989	Ron Hall 24-yard pass at Houston
500th Regular Season Touchdown	November 14, 1993	Vince Workman 18-yard reception vs. San Francisco
600th Regular Season Touchdown	September 28, 1997	Reidel Anthony 8-yard reception vs. Arizona
700th Regular Season Touchdown	September 24, 2000	Dave Moore 3-yard reception vs. N.Y. Jets
800th Regular Season Touchdown	September 8, 2003	Joe Jurevicius 13-yard reception at Philadelphia
900th Regular Season Touchdown	December 24, 2005	Jameel Cook 9-yard reception vs. Atlanta
1,000th Regular Season Touchdown	December 28, 2008	Carnell Williams 9-yard run vs. Oakland

DATE	W/L	SCORE	OPPONENT	ATT.
9/12	L	0-20	at Houston	42,228
9/19	L	0-23	SAN DIEGO	39,558
9/26	L	9-14	BUFFALO	44,505
10/3	L	17-42	at Baltimore	40,053
10/10	L	0-21	at Cincinnati	40,700
10/17	L	10-13	SEATTLE	43,458
10/24	L	20-23	MIAMI	61,437
10/31	L	19-28	KANSAS CITY	41,779
11/7	L	13-48	at Denver	61,703
11/14	L	0-34	at N.Y. Jets	46,427
11/21	L	7-24	CLEVELAND	36,930
11/28	L	16-49	at Oakland	49,590
12/5	L	0-42	at Pittsburgh	43,385
12/12	L	14-31	NEW ENGLAND	41,517

	BUCS	OPP
TOTAL FIRST DOWNS	191	283
Rushing	71	136
Passing	93	124
Penalty	27	23
3rd Down: Made/Att.	51/206	88/206
TOTAL NET YARDS	3,006	4,801
Avg. Per Game	214.7	342.9
Total Plays	859	933
Avg. Per Play	3.5	5.1
NET YARDS RUSHING	1,503	2,560
Avg. Per Game	107.4	182.9
Total Rushes	433	588
NET YARDS PASSING	1,503	2,241
Avg. Per Game	107.4	160.1
Sacked /Yards Lost	50/423	24/171
Gross Yards	1,926	2,412
Att./Completions	376/181	321/180
Completion Pct.	48.1	56.1
Had Intercepted	20	9
PUNTS/AVERAGE	92/39.3	65/39.3
NET PUNTING AVG.	28.4	30.8
PENALTIES / YARDS	109/875	109/935
FUMBLES / FUMBLES LOST	30/17	33/19
TOUCHDOWNS	15	50
Rushing	5	23
Passing	9	19
Returns	1	8

BY QUARTERS	1	2	3	4	OT	TOT
BUCCANEERS	23	37	16	49	0	125
OPPONENTS	61	130	106	115	0	412

SCORING	TD	R	P	RT	PAT	FG	S	PTS
Owens	6	0	6	0	0/0	0/0	0	36
Green	0	0	0	0	11/15	8/15	0	35
Johnson	2	1	1	0	0/0	0/0	0	12
Williams	2	2	0	0	0/0	0/0	0	12
C. Davis	1	1	0	0	0/0	0/0	0	6

BUCCANEERS	15	5	9	1	11/15	8/18	0	125
OPPONENTS	50	23	19	8	48/50	20/32	2	412

FIELD GOALS	1/19	20/29	30/39	40/49	50+	LONG
Green	1/1	2/3	3/6	2/5	0/0	45
Roder	0/0	0/0	0/2	0/1	0/0	0
BUCCANEERS	1/1	2/3	3/8	2/6	0/0	45
OPPONENTS	3/3	4/12	8/8	4/8	0/1	48

RUSHING	NO.	YDS.	AVG.	LONG	TD
Carter	171	521	3.0	26	1
Williams	87	324	3.7	17	2
Johnson	47	166	3.5	27	1
McNeill	27	135	5.0	17	0
C. Davis	41	107	2.6	13	1
BUCCANEERS	433	1,503	3.5	46	5
OPPONENTS	588	2,560	4.4	69	23

RECEIVING	NO.	YDS.	AVG.	LONG	TD
Owens	30	390	13.0	27	6
B. Moore	26	310	11.9	31	0
E. Johnson	25	201	8.0	38	1
Williams	23	166	7.2	18	0
McKay	20	302	15.1	49	1
Carter	20	135	6.8	19	0
BUCCANEERS	181	1,926	10.6	49	9
OPPONENTS	180	2,412	13.4	71	19

INTERCEPTIONS	NO.	YDS.	AVG.	LONG	TD
Cotney	3	25	8.3	25	0
Stone	2	47	23.5	26	0
Jordan	2	10	5.0	10	0
C. Peterson	1	15	15.0	15	0
Ball	1	2	2.0	2	0

BUCCANEERS	9	99	11.0	26	0
OPPONENTS	20	490	24.5	68	4

TACKLES	SOLO	ASST.	TOTAL
Wood	75	21	96
Pear	73	18	91
Stone	53	19	72

SACKS		SPECIAL TEAM TACKLES
Rudolph	5.0	Statistic Not Available
L.R. Selmon	5.0	
Pear	3.0	
Toomay	3.0	
D. Selmon	2.0	

BUCCANEERS	22.0
OPPONENTS	50.0

PUNTING	NO.	YDS.	AVG.	NET	TB	IN20	LG	BK
Green	92	3,619	39.3	30.3	3	12	56	0
BUCCANEERS	92	3,619	39.3	30.3	3	12	56	0
OPPONENTS	65	2,556	39.3	31.9	6	15	57	0

PUNT RETURNS	RET.	FC	YDS.	AVG.	LONG	TD
Reece	20	0	143	7.2	30	0
M. Moore	14	0	106	7.6	21	0
Douglas	4	0	78	19.5	32	0
Cotney	3	0	26	8.7	9	0
Stone	1	0	11	11.0	11	0
BUCCANEERS	43	0	366	8.5	32	1
OPPONENTS	71	4	774	10.9	60	1

KICKOFF RETURNS	NO.	YDS.	AVG.	LONG	TD
Douglas	7	167	23.9	29	0
McNeill	17	384	22.6	43	0
Johnson	13	287	22.1	32	0
Carter	15	300	20.0	27	0
M. Moore	7	134	19.1	27	0
BUCCANEERS	70	1,488	21.3	43	0
OPPONENTS	35	717	20.5	43	0

USUAL STARTING LINEUP					
OFFENSE:			DEFENSE:		
WR	89	John McKay	LE	78	Council Rudolph
LT	71	Steve Young	LT	76	Dave Pear
LG	72	Howard Fest	RT	63	Lee Roy Selmon
C	51	Dan Ryczek	RE	66	Pat Toomay
RG	67	Tom Alward	LLB	30	Jimmy Gunn
RT	74	Mike Current	MLB	52	Steve Reese
TE	86	Bob Moore	RLB	54	Richard Wood
WR	85	Morris Owens	LCB	25	Curtis Jordan
QB	11	Steve Spurrier	RCB	46	Danny Reece
FB	43	Ed Williams	SS	33	Mark Cotney
RB	32	Louis Carter	FS	28	Ken Stone

PASSING	ATT.	CMP.	YDS.	CMP%	YDS/ATT	TD	TD%	INT	INT%	LONG	SK/LOST	RTG
Spurrier	311	156	1,628	50.2	5.23	7	2.3	12	3.9	38	32/267	57.1
Dickinson	39	15	210	38.5	5.34	1	2.6	5	12.8	49	14/124	25.5
BUCCANEERS	376	181	1,926	48.1	5.12	9	2.4	20	5.3	49	50/423	49.4
OPPONENTS	321	180	2,412	56.1	7.51	19	5.9	9	2.8	71	24/171	87.6

DATE	W/L	SCORE	OPPONENT	ATT.
9/18	L	3-13	at Philadelphia	61,549
9/24	L	3-9	MINNESOTA	66,272
10/2	L	7-23	at Dallas	55,316
10/9	L	0-10	WASHINGTON	58,571
10/16	L	23-30	at Seattle	54,783
10/23	L	0-13	GREEN BAY	47,635
10/30	L	10-20	at San Francisco	34,750
11/6	L	0-31	at L.A. Rams	45,493
11/13	L	0-10	N.Y. GIANTS	46,518
11/20	L	7-16	at Detroit	49,751
11/27	L	0-17	ATLANTA	43,592
12/4	L	0-10	CHICAGO	48,948
12/11	W	33-14	at New Orleans	40,124
12/18	W	17-7	ST. LOUIS	56,922

	BUCS	OPP
TOTAL FIRST DOWNS	168	241
Rushing	84	124
Passing	69	106
Penalty	15	11
3rd Down: Made/Att.	56/229	87/232
TOTAL NET YARDS	2,693	3,926
Avg. Per Game	192.4	280.4
Total Plays	834	948
Avg. Per Play	3.23	4.14
NET YARDS RUSHING	1,424	2,031
Avg. Per Game	101.7	145.1
Total Rushes	465	581
NET YARDS PASSING	1,269	1,895
Avg. Per Game	90.6	135.3
Sacked /Yards Lost	48/445	30/246
Gross Yards	1,714	2,141
Att./Completions	321/131	337/190
Completion Pct.	40.8	56.4
Had Intercepted	30	23
PUNTS/AVERAGE	99/39.9	89/37.6
NET PUNTING AVG.	35.1	33.6
PENALTIES / YARDS	88/717	97/716
FUMBLES / FUMBLES LOST	30/16	34/18
TOUCHDOWNS	11	26
Rushing	4	13
Passing	3	10
Returns	4	3

BY QUARTERS	1	2	3	4	OT	TOT
BUCCANEERS	16	41	19	27	0	103
OPPONENTS	61	59	46	57	0	223

SCORING	TD	R	P	RT	PAT	FG	S	PTS
Leavitt	0	0	0	0	5/5	5/10	0	20
Owens	3	0	3	0	0/0	0/0	0	18
Green	0	0	0	0	5/6	4/7	0	17
L. Carter	2	2	0	0	0/0	0/0	0	12
Wood	2	0	0	2	0/0	0/0	0	12

BUCCANEERS	11	4	3	4	10/11	9/17	0	103
OPPONENTS	26	13	10	3	23/26	14/25	1	223

FIELD GOALS	1/19	20/29	30/39	40/49	50+	LONG
Green	0/0	3/3	0/2	1/2	0/0	40
Leavitt	1/1	2/3	1/2	1/3	0/1	40
BUCCANEERS	1/1	5/6	1/4	2/5	0/1	40
OPPONENTS	1/1	2/4	4/7	7/10	0/3	47

RUSHING	NO.	YDS.	AVG.	LONG	TD
Bell	148	436	2.9	20	1
Davis	95	297	3.1	35	1
DuBose	71	284	4.0	13	0
Williams	63	198	3.1	14	0
L. Carter	59	117	2.0	20	2
BUCCANEERS	465	1,424	3.06	35	4
OPPONENTS	581	2,031	3.50	35	13

RECEIVING	NO.	YDS.	AVG.	LONG	TD
Owens	34	655	19.3	67	3
Hagins	15	196	13.1	56	0
McKay	12	164	13.7	26	0
DuBose	11	89	8.1	17	0
Bell	11	88	8.0	23	0
BUCCANEERS	131	1,714	13.1	67	3
OPPONENTS	190	2,141	11.3	51	10

INTERCEPTIONS	NO.	YDS.	AVG.	LONG	TD
Washington	5	71	14.2	45	1
Wood	4	86	21.5	30	1
White	4	61	15.3	32	0
Brown	2	66	32.5	27	0
Lewis	2	55	27.5	42	0

BUCCANEERS	23	368	16.0	45	3
OPPONENTS	30	429	14.3	79	3

TACKLES	SOLO	ASST.	TOTAL
D. Selmon	N/A	N/A	167
Wood	N/A	N/A	141
Brown	N/A	N/A	116

SACKS		SPECIAL TEAM TACKLES
L.R. Selmon	13.0	Statistic Not Available
Rudolph	6.5	
Johnson	3.0	
Pear	2.5	
Lewis	2.0	

BUCCANEERS	30.0
OPPONENTS	48.0

PUNTING	NO.	YDS.	AVG.	NET	TB	IN20	LG	BK
Green	98	3,948	40.3	34.3	6	16	70	1
BUCCANEERS	99	3,948	39.9	33.9	6	16	70	1
OPPONENTS	89	3,351	37.6	32.0	7	19	54	0

PUNT RETURNS	RET.	FC	YDS.	AVG.	LONG	TD
Reece	31	2	276	8.9	36	0
Hagins	17	1	85	5.0	29	0

BUCCANEERS	48	3	361	7.5	36	0
OPPONENTS	71	6	469	6.6	38	0

KICKOFF RETURNS	NO.	YDS.	AVG.	LONG	TD
Reece	3	72	24.0	34	0
Hagins	21	493	23.5	41	0
Ragsdale	3	68	22.7	21	0
Davis	15	277	18.5	28	0
Nafziger	1	4	4.0	4	0
BUCCANEERS	43	914	21.2	41	0
OPPONENTS	33	699	21.2	35	0

USUAL STARTING LINEUP				OFFENSE:				DEFENSE:			
WR	89	John McKay	LE	78	Council Rudolph						
LT	75	Dave Reavis	DT	76	Dave Pear						
LG	62	Jeff Winans	RE	63	Lee Roy Selmon						
C	51	Dan Ryczek	OLB	57	David Lewis						
RG	68	Dan Medlin	ILB	61	Dewey Selmon						
RT	70	Darryl Carlton	ILB	54	Richard Wood						
TE	83	Dana Nafziger	OLB	56	Cecil Johnson						
WR	85	Morris Owens	LCB	45	Jeris White						
QB	19	Gary Huff	RCB	40	Mike Washington						
FB	35	Jimmy DuBose	SS	33	Mark Cotney						
RB	42	Ricky Bell	FS	34	Cedric Brown						

PASSING	ATT.	CMP.	YDS.	CMP%	YDS/ATT	TD	TD%	INT	INT%	LONG	SK/LOST	RTG
Huff	138	67	889	48.6	6.44	3	2.17	13	9.42	67	15/150	37.0
Hedberg	90	25	244	18.9	1.84	0	0.00	10	7.58	19	15/131	8.0
Blount	89	37	522	41.6	5.87	0	0.00	7	7.87	56	18/164	28.3
BUCCANEERS	321	131	1,714	40.8	5.34	3	0.93	30	9.34	67	48/445	22.6
OPPONENTS	337	190	2,141	56.4	6.35	10	2.96	23	6.82	51	30/246	57.2

DATE	W/L	SCORE	OPPONENT	ATT.
9/2	L	13-19	N.Y. GIANTS	67,456
9/9	L	7-15	DETROIT	64,445
9/17	W	16-10	at Minnesota	46,152
9/24	W	14-9	ATLANTA	58,073
10/1	L	7-24	MINNESOTA	65,972
10/8	W	30-13	at Kansas City	38,201
10/15	L	14-17	at N.Y. Giants	68,025
10/22	W	33-19	CHICAGO	68,146
10/29	L	7-9	at Green Bay	55,108
11/5	L	23-26	at L.A. Rams	55,182
11/12	L	23-34	at Detroit	60,320
11/19	W	31-10	BUFFALO	61,383
11/26	L	3-14	at Chicago	42,373
12/3	L	7-17	GREEN BAY	67,754
12/10	L	3-6	at San Francisco	30,931
12/17	L	10-17	NEW ORLEANS	51,207

	BUCS	OPP
TOTAL FIRST DOWNS	238	256
Rushing	111	109
Passing	101	131
Penalty	26	16
3rd Down: Made/Att.	72/233	90/264
TOTAL NET YARDS	3,800	4,328
Avg. Per Game	237.5	270.5
Total Plays	962	1047
Avg. Per Play	4.0	4.1
NET YARDS RUSHING	2,098	2,049
Avg. Per Game	131.1	128.1
Total Rushes	549	595
NET YARDS PASSING	1,703	2,279
Avg. Per Game	106.4	142.4
Sacked/Yards Lost	52/468	33/256
Gross Yards	2,171	2,535
Att./Completions	361/151	419/241
Completion Pct.	41.8	57.5
Had Intercepted	18	29
PUNTS/AVERAGE	102/40.1	97/40.4
NET PUNTING AVG.	33.0	32.2
PENALTIES / YARDS	100/860	101/963
FUMBLES / FUMBLES LOST	35/20	32/14
TOUCHDOWNS	29	27
Rushing	16	12
Passing	12	13
Returns	1	2

BY QUARTERS	1	2	3	4	OT	TOT
BUCCANEERS	40	82	30	89	0	241
OPPONENTS	67	64	46	82	0	259

SCORING	TD	R	P	RT	PAT	FG	S	PTS
O'Donoghue	0	0	0	0	25/29	13/23	0	64
Bell	6	6	0	0	0/0	0/0	0	36
Owens	5	0	5	0	0/0	0/0	0	30
DuBose	4	4	0	0	0/0	0/0	0	24
Obradovich	3	0	3	0	0/0	0/0	0	18

BUCCANEERS	29	16	12	1	25/29	14/24	0	241
OPPONENTS	27	12	13	2	23/27	24/31	1	259

FIELD GOALS	1/19	20/29	30/39	40/49	50+	LONG
O'Donoghue	0/0	6/6	2/6	5/10	0/1	49
Green	0/0	0/0	1/1	0/0	0/0	35

BUCCANEERS	0/0	6/6	3/7	5/10	0/1	49
OPPONENTS	0/0	12/12	7/10	5/7	0/2	48

RUSHING	NO.	YDS.	AVG.	LONG	TD
Bell	185	679	3.7	56	6
Davis	97	370	3.8	18	3
DuBose	93	358	3.8	12	4
Carter	81	275	3.4	17	1
Rae	20	186	9.3	42	0
BUCCANEERS	549	2,098	3.8	56	16
OPPONENTS	595	2,049	3.4	75t	12

PASSING	ATT.	CMP.	YDS.	CMP%	YDS/ATT
Williams	194	73	1,170	37.6	6.03
Rae	118	57	705	48.3	5.97
Huff	36	15	169	41.7	4.69
BUCCANEERS	361	151	2,171	41.8	6.01
OPPONENTS	419	241	2,535	57.5	6.05

RECEIVING	NO.	YDS.	AVG.	LONG	TD
Owens	32	640	20.0	66	5
Giles	23	324	14.1	38	2
Carter	19	139	7.3	17	0
Bell	15	122	8.1	22	0
Obradovich	14	219	15.6	28t	3
BUCCANEERS	151	2,171	14.4	66	12
OPPONENTS	241	2,535	10.5	68t	13

INTERCEPTIONS	NO.	YDS.	AVG.	LONG	TD
C. Brown	6	110	18.3	29	0
J. White	5	56	11.2	31	0
Washington	5	43	8.6	24	0
Lewis	3	24	8.0	13	0
Jordan	3	23	7.7	22	0
BUCCANEERS	29	312	10.8	31	0
OPPONENTS	18	235	13.1	32t	1

TACKLES	SOLO	ASST.	TOTAL
Wood	N/A	N/A	168
D. Selmon	N/A	N/A	158
Pear	N/A	N/A	127
Lewis	N/A	N/A	118
J. White	N/A	N/A	103

SACKS		SPECIAL TEAM TACKLES	
L.R. Selmon	11.0	Kollar	18
Pear	9.0	Nafziger	15
Hannah	4.5	Bonness	14
Chambers	3.0	Mucker	13
Lewis	1.5	Obradovich	11

BUCCANEERS	33.0
OPPONENTS	52.0

PUNTING	NO.	YDS.	AVG.	NET	TB	IN20	LG	BK
Green	100	4,092	40.9	33.7	14	20	61	2
BUCCANEERS	102	4,092	40.1	33.0	14	20	61	2
OPPONENTS	97	3,919	40.4	32.2	14	14	60	0

PUNT RETURNS	ET.	FC	YDS.	AVG.	LONG	TD
Reece	44	3	393	8.9	50	0
Mucker	7	1	49	7.0	14	0
Cotney	5	1	38	7.6	10	0
Hagins	4	1	23	5.8	11	0
C. Brown	2	1	9	4.5	9	0
BUCCANEERS	62	7	512	8.3	50	0
OPPONENTS	62	4	447	7.2	31	0

KICKOFF RETURNS	NO.	YDS.	AVG.	LONG	TD
Ragsdale	24	555	23.1	46	0
Reece	11	240	21.8	32	0
Carter	6	97	16.2	21	0
Hagins	4	69	17.3	20	0
Giles	5	60	12.0	17	0
BUCCANEERS	57	1,095	19.2	46	0
OPPONENTS	49	1,146	23.4	66	0

USUAL STARTING LINEUP OFFENSE:	DEFENSE:
WR 89 John McKay	LE 73 Charley Hannah
LT 75 Dave Reavis	DT 76 Dave Pear
LG 64 Greg Horton	RE 63 Lee Roy Selmon
C 79 Steve Wilson	OLB 57 David Lewis
RG 72 Garry Puetz	ILB 61 Dewey Selmon
RT 70 Darryl Carlton	ILB 54 Richard Wood
TE 88 Jimmie Giles	OLB 56 Cecil Johnson
WR 85 Morris Owens	LCB 45 Jeris White
QB 12 Doug Williams	RCB 40 Mike Washington
FB 38 Johnny Davis	SS 33 Mark Cotney
RB 42 Ricky Bell	FS 34 Cedric Brown

PASSING	ATT.	CMP.	YDS.	CMP%	YDS/ATT	TD	TD%	INT	INT%	LONG	SK/LOST	RTG
Williams	194	73	1,170	37.6	6.03	7	3.6	8	4.1	56t	6/69	53.5
Rae	118	57	705	48.3	5.97	4	3.4	7	5.9	33t	37/288	54.0
Huff	36	15	169	41.7	4.69	1	2.8	3	8.3	31t	5/54	34.1
BUCCANEERS	361	151	2,171	41.8	6.01	12	3.3	18	5.0	66	52/468	52.1
OPPONENTS	419	241	2,535	57.5	6.05	13	3.1	29	6.9	68t	33/256	56.8

1979

RECORD: 10-6 HEAD COACH: JOHN McKAY

DATE	W/L	SCORE	OPPONENT	ATT.
9/1	W	31-16	DETROIT	68,225
9/9	W	29-26 (ot)	at Baltimore	36,374
9/16	W	21-10	at Green Bay	55,498
9/23	W	21-6	L.A. RAMS	69,497
9/30	W	17-13	at Chicago	55,258
10/7	L	14-17	at N.Y. Giants	72,841
10/14	L	14-42	NEW ORLEANS	67,640
10/21	W	21-3	GREEN BAY	67,186
10/28	W	12-10	at Minnesota	46,906
11/4	L	14-17	at Atlanta	55,150
11/11	W	16-14	at Detroit	70,461
11/18	W	31-3	N.Y. GIANTS	70,261
11/25	L	22-23	MINNESOTA	70,039
12/2	L	0-14	CHICAGO	69,508
12/9	L	7-23	at San Francisco	44,506
12/16	W	3-0	KANSAS CITY	63,624
PLAYOFFS				
12/29	W	24-17	PHILADELPHIA	71,402
1/6	L	0-9	L.A. RAMS	72,033

	BUCS	OPP
TOTAL FIRST DOWNS	267	247
Rushing	107	116
Passing	137	111
Penalty	23	20
3rd Down: Made/Att.	92/264	79/247
TOTAL NET YARDS	5,049	3,949
Avg. Per Game	315.6	246.8
Total Plays	1,055	1,015
Avg. Per Play	4.79	3.89
NET YARDS RUSHING	2,437	1,873
Avg. Per Game	152.3	117.1
Total Rushes	609	539
NET YARDS PASSING	2,612	2,076
Avg. Per Game	163.3	129.8
Sacked/Yards Lost	12/88	40/329
Gross Yards	2,700	2,405
Att./Completions	434/183	436/250
Completion Pct.	42.2	57.3
Had Intercepted	26	14
PUNTS/AVERAGE	95/38.7	104/41.1
NET PUNTING AVG.	30.6	35.4
PENALTIES / YARDS	102/905	100/870
FUMBLES / FUMBLES LOST	25/15	45/24
TOUCHDOWNS	35	28
Rushing	13	13
Passing	19	14
Returns	3	1

BY QUARTERS	1	2	3	4	OT	TOT
BUCCANEERS	33	106	44	87	3	273
OPPONENTS	50	61	46	80	0	237

SCORING	TD	R	P	RT	PAT	FG	S	PTS
O'Donoghue	0	0	0	0	30/35	11/19	0	63
Bell	9	7	2	0	0/0	0/0	0	54
Giles	7	0	7	0	0/0	0/0	0	42
Mucker	5	0	5	0	0/0	0/0	0	30
Hagins	3	0	3	0	0/0	0/0	0	18
BUCCANEERS	35	13	19	3	30/35	11/19	0	273
OPPONENTS	28	13	14	1	25/28	14/24	1	237

FIELD GOALS	1/19	20/29	30/39	40/49	50+	LONG
O'Donoghue	1/1	3/4	5/9	2/5	0/0	44
BUCCANEERS	1/1	3/4	5/9	2/5	0/0	44
OPPONENTS	0/0	4/4	5/9	5/11	0/0	47

RUSHING	NO.	YDS.	AVG.	LONG	TD
Bell	283	1,263	4.5	49	7
Eckwood	194	690	3.6	61t	2
J. Davis	59	221	3.7	18	2
Williams	35	119	3.4	16	2
Berns	23	102	4.4	16	0
BUCCANEERS	609	2,437	4.0	61t	13
OPPONENTS	539	1,873	3.5	60t	13

PASSING	ATT.	CMP.	YDS.	CMP%	YDS/ATT	TD	TD%	INT	INT%	LONG	SK/LOST	RTG
Williams	397	166	2,448	41.8	6.17	18	4.5	24	6.0	66t	7/57	52.6
Rae	36	17	252	47.2	7.00	1	2.8	2	5.6	29	5/31	56.7
BUCCANEERS	434	183	2,700	42.2	6.22	19	4.4	26	6.0	66t	12/88	52.8
OPPONENTS	436	250	2,405	57.3	5.52	14	3.2	14	3.2	67t	40/329	70.2

RECEIVING	NO.	YDS.	AVG.	LONG	TD
Giles	40	579	14.5	66t	7
Hagins	39	692	17.7	57	3
Bell	25	248	9.9	26	2
Eckwood	22	268	12.2	31	0
Owens	20	377	18.9	64	0
BUCCANEERS	183	2,700	14.8	66t	19
OPPONENTS	250	2,405	9.6	67t	14

INTERCEPTIONS	NO.	YDS.	AVG.	LONG	TD
C. Brown	3	79	26.3	72	0
Washington	3	64	21.3	49t	1
White	3	39	13.0	39	0
Wood	2	37	18.5	24	0
D. Lewis	2	19	9.5	11	0
BUCCANEERS	14	238	17.0	72	1
OPPONENTS	26	324	12.5	40	1

TACKLES	SOLO	ASST.	TOTAL
Wood	N/A	N/A	158
D. Selmon	N/A	N/A	125
L.R. Selmon	N/A	N/A	117
D. Lewis	N/A	N/A	111
C. Brown	N/A	N/A	90

SACKS	SPECIAL TEAM TACKLES			
L.R. Selmon	11.0	Cesare		18
Chambers	5.5	Reece		18
D. Lewis	5.5	Nafziger		17
Crowder	4.5	Obradovich		16
Three tied with	2.0	Bonness		14

BUCCANEERS	40.0
OPPONENTS	12.0

PUNTING	NO.	YDS.	AVG.	NET	TB	IN20	LG	BK
Blanchard	93	3,679	39.6	30.6	25	14	58	2
BUCCANEERS	95	3,679	38.7	30.6	25	14	58	2
OPPONENTS	104	4,275	41.1	35.4	8	19	65	0

PUNT RETURNS	RET.	FC	YDS.	AVG.	LONG	TD
Reece	70	1	431	6.2	17	0
T. Davis	1	1	7	7.0	6	0

BUCCANEERS	71	2	438	6.2	17	0
OPPONENTS	47	8	270	5.7	26	0

KICKOFF RETURNS	NO.	YDS.	AVG.	LONG	TD
Ragsdale	34	675	19.9	30	0
Hagins	9	196	21.8	31	0
Nafziger	2	36	18.0	19	0
T. Davis	4	33	8.3	16	0
Reece	1	13	13.0	13	0
BUCCANEERS	51	959	18.8	31	0
OPPONENTS	55	1,254	22.8	83	0

USUAL STARTING LINEUP				OFFENSE:				DEFENSE:			
WR	81	Isaac Hagins	LE	60	Wally Chambers						
LT	75	Dave Reavis	DT	71	Randy Crowder						
LG	64	Greg Horton	RE	63	Lee Roy Selmon						
C	50	Steve Wilson	OLB	57	David Lewis						
RG	61	Greg Roberts	ILB	58	Dewey Selmon						
RT	73	Charley Hannah	ILB	54	Richard Wood						
TE	88	Jimmie Giles	OLB	56	Cecil Johnson						
WR	85	Morris Owens	LCB	45	Jeris White						
QB	12	Doug Williams	RCB	40	Mike Washington						
RB	43	Jerry Eckwood	SS	33	Mark Cotney						
RB	42	Ricky Bell	FS	34	Cedric Brown						

DATE	W/L	SCORE	OPPONENT	ATT.
9/7	W	17-12	at Cincinnati	35,551
9/11	W	10-9	L.A. RAMS	66,576
9/21	L	17-28	at Dallas	62,750
9/28	L	27-34	CLEVELAND	65,540
10/6	L	0-23	at Chicago	61,350
10/12	T	14-14 (ot)	GREEN BAY	64,854
10/19	L	14-20	at Houston	48,167
10/26	W	24-23	at San Francisco	51,925
11/2	W	30-13	N.Y. GIANTS	68,256
11/9	L	21-24	PITTSBURGH	71,636
11/16	L	30-38	at Minnesota	46,032
11/23	L	10-24	DETROIT	64,976
11/30	W	20-17	at Green Bay (Milw.)	54,225
12/7	L	10-21	MINNESOTA	65,649
12/14	L	14-27	at Detroit	77,098
12/20	L	13-14	CHICAGO	55,298

	BUCS	OPP
TOTAL FIRST DOWNS	281	313
Rushing	102	126
Passing	154	168
Penalty	25	19
3rd Down: Made/Att.	99/241	110/250
TOTAL NET YARDS	5,059	5,405
Avg. Per Game	316.2	337.3
Total Plays	1,031	1,088
Avg. Per Play	4.91	4.97
NET YARDS RUSHING	1,839	2,101
Avg. Per Game	114.9	131.3
Total Rushes	477	548
NET YARDS PASSING	3,220	3,304
Avg. Per Game	201.3	206.5
Sacked / Yards Lost	24/194	24/173
Gross Yards	3,414	3,477
Att./Completions	530/256	516/328
Completion Pct.	48.3	63.6
Had Intercepted	17	15
PUNTS/AVERAGE	89/41.8	89/42.0
NET PUNTING AVG.	33.2	34.9
PENALTIES / YARDS	90/840	117/1077
FUMBLES / FUMBLES LOST	28/21	32/13
TOUCHDOWNS	32	40
Rushing	9	20
Passing	20	17
Returns	3	3

BY QUARTERS	1	2	3	4	OT	TOT
BUCCANEERS	73	88	34	76	0	271
OPPONENTS	58	108	76	99	0	341

SCORING	TD	R	P	RT	PAT	FG	S	PTS
Yepremian	0	0	0	0	31/32	16/23	0	79
House	5	0	5	0	0/0	0/0	0	30
Jones	5	0	5	0	0/0	0/0	0	30
Williams	4	4	0	0	0/0	0/0	0	24
Giles	4	0	4	0	0/0	0/0	0	24
BUCCANEERS	32	9	20	3	31/32	16/23	0	271
OPPONENTS	40	20	17	3	39/40	20/33	1	341

FIELD GOALS	1/19	20/29	30/39	40/49	50+	LONG
Yepremian	1/1	7/8	7/9	1/5	0/0	43
BUCCANEERS	1/1	7/8	7/9	1/5	0/0	43
OPPONENTS	2/2	5/6	8/12	5/12	0/1	48

RUSHING	NO.	YDS.	AVG.	LONG	TD
Bell	174	599	3.4	40	2
Eckwood	149	504	3.4	35t	2
Williams	58	370	6.4	27	4
Berns	39	131	3.4	17	0
J. Davis	39	130	3.3	8	1
BUCCANEERS	477	1,839	3.9	40	9
OPPONENTS	548	2,101	3.8	56	20

RECEIVING	NO.	YDS.	AVG.	LONG	TD
Jones	48	669	13.9	41t	5
Eckwood	47	475	10.1	40	1
Bell	38	292	7.7	22	1
Giles	33	602	18.2	51	4
House	24	531	22.1	61	5
BUCCANEERS	256	3,414	13.3	61	20
OPPONENTS	328	3,477	10.6	50	17

INTERCEPTIONS	NO.	YDS.	AVG.	LONG	TD
Washington	4	30	7.5	16	0
Wood	3	76	25.3	55t	1
Cotney	3	28	9.3	21	0
Colzie	1	39	39.0	39	0
Brantley	1	6	6.0	6	0
BUCCANEERS	15	179	11.9	55t	1
OPPONENTS	17	185	10.9	44	0

TACKLES	SOLO	ASST.	TOTAL
Wood	N/A	N/A	114
Cotney	N/A	N/A	105
D. Lewis	N/A	N/A	101
D. Selmon	N/A	N/A	99
L.R. Selmon	N/A	N/A	97

SACKS		SPECIAL TEAM TACKLES	
L.R. Selmon	9.0	Hawkins	23
Logan	4.0	Reece	22
Johnson	3.0	Colzie	17
Kollar	3.0	Obradovich	16
Stalls	3.0	A. Brown	15
		T. Davis	15

BUCCANEERS	24.0
OPPONENTS	24.0

PUNTING	NO.	YDS.	AVG.	NET	TB	IN20	LG	BK
Blanchard	88	3,722	42.3	33.2	12	18	62	1
BUCCANEERS	89	3,722	41.8	33.2	12	18	62	1
OPPONENTS	89	3,738	42.0	34.9	16	15	61	0

PUNT RETURNS	RET.	FC	YDS.	AVG.	LONG	TD
Reece	57	1	313	5.5	19	0
T. Davis	0	1	0	0.0	0	0
BUCCANEERS	57	2	313	5.5	19	0
OPPONENTS	54	4	529	9.8	53t	1

KICKOFF RETURNS	NO.	YDS.	AVG.	LONG	TD
G. Davis	44	951	21.6	54	0
Reece	7	128	18.3	23	0
Hagins	4	82	20.5	23	0
T. Davis	4	58	14.5	16	0
Obradovich	5	46	9.2	15	0
BUCCANEERS	67	1,294	19.3	54	0
OPPONENTS	62	1,417	22.9	91t	1

USUAL STARTING LINEUP			
OFFENSE:		DEFENSE:	
WR	84 Gordon Jones	LE	77 Bill Kollar
LT	75 Dave Reavis	NT	76 David Logan
LG	68 George Yarno	RE	63 Lee Roy Selmon
C	50 Steve Wilson	OLB	57 David Lewis
RG	72 Ray Snell	ILB	58 Dewey Selmon
RT	73 Charley Hannah	ILB	54 Richard Wood
TE	88 Jimmie Giles	OLB	56 Cecil Johnson
WR	81 Isaac Hagins	LCB	25 Curtis Jordan
QB	12 Doug Williams	RCB	40 Mike Washington
RB	42 Ricky Bell	SS	33 Mark Cotney
RB	43 Jerry Eckwood	FS	34 Cedric Brown

PASSING	ATT.	CMP.	YDS.	CMP%	YDS/ATT	TD	TD%	INT	INT%	LONG	SK/LOST	RTG
Williams	521	254	3,396	48.8	6.52	20	3.8	16	3.1	61	23/194	69.7
BUCCANEERS	530	256	3,414	48.3	6.44	20	3.8	17	3.2	61	24/194	68.5
OPPONENTS	516	328	3,477	63.6	6.74	17	3.3	15	2.9	50	24/173	82.1

1981

RECORD: 9-7 HEAD COACH: JOHN McKAY

DATE	W/L	SCORE	OPPONENT	ATT.
9/5	W	21-13	MINNESOTA	66,287
9/13	L	10-19	at Kansas City	50,555
9/20	L	17-28	at Chicago	60,130
9/27	W	20-10	ST. LOUIS	65,850
10/4	W	28-10	DETROIT	71,733
10/11	W	21-10	at Green Bay	52,264
10/18	L	16-18	at Oakland	42,288
10/25	L	10-20	at Philadelphia	70,174
11/1	W	20-10	CHICAGO	68,688
11/8	L	10-25	at Minnesota	47,038
11/15	L	7-24	DENVER	64,518
11/22	W	37-3	GREEN BAY	63,251
11/29	W	31-14	at New Orleans	62,209
12/6	W	24-23	ATLANTA	69,221
12/13	L	23-24	SAN DIEGO	67,388
12/20	W	20-17	at Detroit	80,444

PLAYOFFS

1/2	L	0-38	at Dallas	64,848
-----	---	------	-----------	--------

	BUCS	OPP
TOTAL FIRST DOWNS	269	320
Rushing	95	123
Passing	159	174
Penalty	15	23
3rd Down: Made/Att.	63/195	93/238
TOTAL NET YARDS	5,160	5,312
Avg. Per Game	322.5	332.0
Total Plays	950	1,115
Avg. Per Play	5.43	4.76
NET YARDS RUSHING	1,731	2,172
Avg. Per Game	108.2	135.8
Total Rushes	458	551
NET YARDS PASSING	3,429	3,140
Avg. Per Game	214.3	196.3
Sacked/Yards Lost	19/136	23/157
Gross Yards	3,565	3,297
Att./Completions	473/239	541/317
Completion Pct.	50.5	58.6
Had Intercepted	14	32
PUNTS/AVERAGE	82/41.2	73/41.2
NET PUNTING AVG.	31.5	34.0
PENALTIES/YARDS	89/779	79/650
FUMBLER/FUMBLES LOST	27/14	32/14
TOUCHDOWNS	38	27
Rushing	13	16
Passing	20	10
Returns	5	1

BY QUARTERS	1	2	3	4	OT	TOT
BUCCANEERS	54	82	58	121	0	315
OPPONENTS	66	70	47	85	0	268

SCORING	TD	R	P	RT	PAT	FG	S	PTS
Capece	0	0	0	0	30/32	15/24	0	75
House	9	0	9	0	0/0	0/0	0	54
Giles	6	0	6	0	0/0	0/0	0	36
Wilder	5	4	1	0	0/0	0/0	0	30
Williams	4	4	0	0	0/0	0/0	0	24
BUCCANEERS	38	13	20	5	36/38	17/28	0	315
OPPONENTS	27	16	10	1	27/27	25/33	2	268

FIELD GOALS	1/19	20/29	30/39	40/49	50+	LONG
Capece	0/0	5/7	3/5	5/10	2/2	51
Yepremian	0/0	0/0	1/1	1/3	0/0	44
BUCCANEERS	0/0	5/7	4/6	6/13	2/2	51
OPPONENTS	0/0	6/6	7/9	9/13	3/5	53

RUSHING	NO.	YDS.	AVG.	LONG	TD
Eckwood	172	651	3.8	59	2
Owens	91	406	4.5	35t	3
Wilder	107	370	3.5	23t	4
Williams	48	209	4.4	29	4
R. Bell	30	80	2.7	8	0
BUCCANEERS	458	1,731	3.8	59	13
OPPONENTS	551	2,172	3.9	34	16

RECEIVING	NO.	YDS.	AVG.	LONG	TD
House	56	1176	21.0	84t	9
Giles	45	786	17.5	81t	6
Wilder	48	507	10.6	38	1
T. Bell	21	318	15.1	58t	2
Jones	20	276	13.8	44	1
BUCCANEERS	239	3,565	14.9	84t	20
OPPONENTS	317	3,297	10.4	59	10

INTERCEPTIONS	NO.	YDS.	AVG.	LONG	TD
Brown	9	215	23.9	81t	2
Washington	6	156	26.0	34	1
Colzie	6	110	18.3	82t	1
Johnson	5	84	16.8	36	0
Green	2	56	28.0	50	0

BUCCANEERS	32	648	20.3	82t	4
OPPONENTS	14	179	12.8	39	0

TACKLES	SOLO	ASST.	TOTAL
C. Johnson	N/A	N/A	174
Green	N/A	N/A	151
Wood	N/A	N/A	140
Logan	N/A	N/A	115
Thomas	N/A	N/A	81

SACKS	SPECIAL TEAM TACKLES			
L.R. Selmon	6.5	Nafziger		22
Logan	5.5	Obradovich		17
Green	3.0	Hawkins		16
Hawkins	2.0	Owens		12
Six tied with one		White		12

BUCCANEERS	23.0
OPPONENTS	19.0

PUNTING	NO.	YDS.	AVG.	NET	TB	IN20	LG	BK
Swider	58	2,476	42.7	34.3	4	13	62	2
Blanchard	22	899	40.9	27.3	2	4	58	0
BUCCANEERS	82	3,375	41.2	31.5	6	17	62	2
OPPONENTS	73	3,006	41.2	34.0	14	18	57	0

PUNT RETURNS	RET.	FC	YDS.	AVG.	LONG	TD
T. Bell	27	0	132	4.9	13	0
Holt	9	3	100	11.1	56	0
BUCCANEERS	38	3	244	6.4	56	0
OPPONENTS	52	6	668	12.8	88t	1

KICKOFF RETURNS	NO.	YDS.	AVG.	LONG	TD
Owens	24	473	19.7	34	0
Holt	11	274	24.9	40	0
G. Davis	5	81	16.2	21	0
T. Davis	3	51	17.0	21	0
Wilder	1	19	19.0	19	0
BUCCANEERS	46	912	19.8	40	0
OPPONENTS	64	1,332	20.8	43	0

USUAL STARTING LINEUP			OFFENSE:			DEFENSE:		
WR	83	Theo Bell	LE	77	Bill Kollar			
LT	74	Gene Sanders	NT	76	David Logan			
LG	72	Ray Snell	RE	63	Lee Roy Selmon			
C	50	Steve Wilson	OLB	59	Andy Hawkins			
RG	61	Greg Roberts	ILB	56	Cecil Johnson			
RT	73	Charley Hannah	ILB	54	Richard Wood			
TE	88	Jimmie Giles	OLB	53	Hugh Green			
WR	89	Kevin House	LCB	41	Norris Thomas			
QB	12	Doug Williams	RCB	40	Mike Washington			
FB	32	James Wilder	SS	20	Neal Colzie			
RB	43	Jerry Eckwood	FS	34	Cedric Brown			
	26	James Owens						

PASSING	ATT.	CMP.	YDS.	CMP%	YDS/ATT	TD	TD%	INT	INT%	LONG	SK/LOST	RTG
Williams	471	238	3,563	50.5	7.56	19	4.0	14	3.0	84t	18/135	76.5
BUCCANEERS	473	239	3,565	50.5	7.54	20	4.2	14	3.0	84t	19/136	77.1
OPPONENTS	541	317	3,297	58.6	6.09	10	1.8	32	5.9	59	23/157	57.7

DATE	W/L	SCORE	OPPONENT	ATT.
9/12	L	10-17	at Minnesota	58,440
9/19	L	13-21	WASHINGTON	66,187
11/21	L	9-14	at Dallas	49,578
11/29	W	23-17	MIAMI	65,854
12/5	W	13-10	at New Orleans	61,709
12/12	L	17-32	at N.Y. Jets	28,147
12/19	W	24-23	BUFFALO	62,510
12/26	W	23-21	DETROIT	65,997
1/2	W	26-23 (ot)	CHICAGO	68,112

PLAYOFFS

1/9	L	17-30	at Dallas	65,042
-----	---	-------	-----------	--------

	BUCS	OPP
TOTAL FIRST DOWNS	163	159
Rushing	52	72
Passing	105	76
Penalty	6	11
3rd Down: Made/Att.	48/126	47/122
4th Down: Made/Att.	8/9	7/9
POSSESSION AVG.	29:35	30:25
TOTAL NET YARDS	2,895	2,442
Avg. Per Game	321.7	271.3
Total Plays	587	564
Avg. Per Play	4.93	4.33
NET YARDS RUSHING	952	1,058
Avg. Per Game	105.8	117.6
Total Rushes	268	285
NET YARDS PASSING	1,943	1,384
Avg. Per Game	215.9	153.8
Sacked /Yards Lost	11/128	25/224
Gross Yards	2,071	1,608
Att./Completions	308/164	254/145
Completion Pct.	53.2	57.1
Had Intercepted	11	11
PUNTS/AVERAGE	40/40.5	42/43.4
NET PUNTING AVG.	32.7	37.2
PENALTIES/YARDS	38/297	38/425
FUMBLES/FUMBLES LOST	28/12	15/10
TOUCHDOWNS	15	21
Rushing	6	9
Passing	9	10
Returns	0	2

BY QUARTERS	1	2	3	4	OT	TOT
BUCCANEERS	9	40	51	55	3	158
OPPONENTS	46	53	43	36	0	178

SCORING	TD	R	P	RT	PAT	FG	S	PTS
Capece	0	0	0	0	14/14	18/23	0	68
Wilder	4	3	1	0	0/0	0/0	0	24
Giles	3	0	3	0	0/0	0/0	0	18
House	2	0	2	0	0/0	0/0	0	12
Carver	2	1	1	0	0/0	0/0	0	12
BUCCANEERS	15	6	9	0	14/15	18/23	0	158
OPPONENTS	21	9	10	2	16/21	12/17	0	178

FIELD GOALS	1/19	20/29	30/39	40/49	50+	LONG
Capece	0/0	10/11	5/6	1/3	2/3	51
BUCCANEERS	0/0	10/11	5/6	1/3	2/3	51
OPPONENTS	2/2	3/3	3/4	4/6	0/2	49

RUSHING	NO.	YDS.	AVG.	LONG	TD
Wilder	83	324	3.9	47	3
Owens	76	238	3.1	14	0
Carver	70	229	3.3	13t	1
Williams	35	158	4.5	14	2
Morton	2	3	1.5	2	0
BUCCANEERS	268	952	3.6	47	6
OPPONENTS	285	1,058	3.7	25	9

RECEIVING	NO.	YDS.	AVG.	LONG	TD
Wilder	53	466	8.8	32	1
Giles	28	499	17.8	48	3
House	28	438	15.6	62t	2
T. Bell	15	203	13.5	25	0
Jones	14	205	14.6	26	1
BUCCANEERS	164	2,071	12.6	62t	9
OPPONENTS	145	1,608	11.1	49	10

INTERCEPTIONS	NO.	YDS.	AVG.	LONG	TD
Colzie	3	64	21.3	51	0
C. Brown	3	31	10.3	24	0
Washington	3	13	4.3	13	0
Green	1	31	31.0	31	0
Thomas	1	0	0.0	0	0
BUCCANEERS	11	139	12.6	51	0
OPPONENTS	11	114	10.4	39t	1

TACKLES	SOLO	ASST.	TOTAL
Green	N/A	N/A	71
Johnson	N/A	N/A	70
Brantley	N/A	N/A	62
Logan	N/A	N/A	61
Selmon	N/A	N/A	58

SACKS		SPECIAL TEAM TACKLES	
Stalls	6.5	Davis	10
Logan	4.8	Cotney	10
Selmon	4.0	Morris	9
Green	2.3	Smith	8
Hawkins	2.3	Obradovich	7

BUCCANEERS	25.0
OPPONENTS	11.0

PUNTING	NO.	YDS.	AVG.	NET	TB	IN20	LG	BK
Swider	39	1,620	41.5	32.7	6	6	59	1
BUCCANEERS	40	1,620	40.5	32.7	6	6	59	1
OPPONENTS	42	1,824	43.4	37.2	6	9	59	0

PUNT RETURNS	RET.	FC	YDS.	AVG.	LONG	TD
Holt	16	0	81	5.1	22	0
T. Bell	9	1	62	6.9	14	0
BUCCANEERS	25	1	143	5.7	22	0
OPPONENTS	23	2	192	8.3	22	0

KICKOFF RETURNS	NO.	YDS.	AVG.	LONG	TD
Morton	21	361	17.2	26	0
Carver	3	62	20.7	25	0
Owens	3	52	17.3	27	0
J. R. Smith	3	47	15.7	24	0
Yarno	1	14	14.0	14	0
BUCCANEERS	33	548	16.6	27	0
OPPONENTS	40	870	21.8	50	0

USUAL STARTING LINEUP		OFFENSE:		DEFENSE:	
WR	84	Gordon Jones	LE	65	Dave Stalls
LT	75	Dave Reavis	NT	76	David Logan
LG	72	Ray Snell	RE	63	Lee Roy Selmon
C	50	Steve Wilson	OLB	59	Andy Hawkins
RG	61	Greg Roberts	ILB	56	Cecil Johnson
RT	76	Charley Hannah	ILB	52	Scot Brantley
TE	88	Jimmie Giles	OLB	53	Hugh Green
WR	89	Kevin House	LCB	41	Norris Thomas
QB	12	Doug Williams	RCB	41	Mike Washington
FB	32	James Wilder	SS	20	Neal Colzie
RB	26	James Owens	FS	34	Cedric Brown

PASSING	ATT.	CMP.	YDS.	CMP%	YDS/ATT	TD	TD%	INT	INT%	LONG	SK/LOST	RTG
Williams	307	164	2,071	53.4	6.75	9	2.9	11	3.6	62t	11/128	69.4
BUCCANEERS	308	164	2,071	53.2	6.72	9	2.9	11	3.6	62t	11/128	69.1
OPPONENTS	254	145	1,608	57.1	6.33	10	3.9	11	4.3	49	25/224	71.1

1983

RECORD: 2-14 HEAD COACH: JOHN McKAY

DATE	W/L	SCORE	OPPONENT	ATT.
9/4	L	0-11	DETROIT	62,154
9/11	L	10-17	at Chicago	58,186
9/18	L	16-19 (ot)	MINNESOTA	57,567
9/25	L	17-23	CINCINNATI	56,023
10/2	L	14-55	at Green Bay	54,272
10/9	L	24-27 (ot)	at Dallas	63,308
10/16	L	27-34	ST. LOUIS	48,224
10/23	L	21-24	NEW ORLEANS	48,242
10/30	L	12-17	at Pittsburgh	57,648
11/6	W	17-12	at Minnesota	59,239
11/13	L	0-20	at Cleveland	56,091
11/20	L	0-27	CHICAGO	36,816
11/27	W	33-24	HOUSTON	38,625
12/4	L	21-35	at San Francisco	49,773
12/12	L	9-12 (ot)	GREEN BAY	50,763
12/18	L	20-23	at Detroit	78,392

	BUCS	OPP
TOTAL FIRST DOWNS	248	320
Rushing	72	124
Passing	156	172
Penalty	20	24
3rd Down: Made/Att.	73/225	89/229
4th Down: Made/Att.	11/20	9/14
POSSESSION AVG.	27:55	32:05
TOTAL NET YARDS	4,477	5,397
Avg. Per Game	279.8	337.3
Total Plays	1,005	1,093
Avg. Per Play	4.45	4.94
NET YARDS RUSHING	1,353	2,082
Avg. Per Game	84.6	130.1
Total Rushes	428	561
NET YARDS PASSING	3,124	3,315
Avg. Per Game	195.3	207.2
Sacked /Yards Lost	49/366	42/309
Gross Yards	3,490	3,624
Att./Completions	528/300	490/300
Completion Pct.	56.8	61.2
Had Intercepted	24	23
PUNTS/AVERAGE	96/41.8	79/40.7
NET PUNTING AVG.	33.0	33.9
PENALTIES/YARDS	94/832	105/799
FUMBLES/FUMBLES LOST	39/13	43/18
TOUCHDOWNS	31	42
Rushing	9	19
Passing	18	15
Returns	4	8

BY QUARTERS	1	2	3	4	OT	TOT
BUCCANEERS	43	68	65	65	0	241
OPPONENTS	67	130	67	107	9	380

SCORING	TD	R	P	RT	PAT	FG	S	PTS
Capece	0	0	0	0	23/26	10/23	0	53
Owens	6	5	1	0	0/0	0/0	0	36
Wilder	6	4	2	0	0/0	0/0	0	36
House	5	0	5	0	0/0	0/0	0	30
T. Bell	2	0	2	0	0/0	0/0	0	12
BUCCANEERS	31	9	18	4	25/31	10/24	0	241
OPPONENTS	42	19	15	8	40/42	28/34	2	380

FIELD GOALS	1/19	20/29	30/39	40/49	50+	LONG
Capece	0/0	7/8	0/4	3/8	0/3	49
Warnke	0/0	0/1	0/0	0/0	0/0	0
BUCCANEERS	0/0	7/9	0/4	3/8	0/3	49
OPPONENTS	1/1	8/8	8/10	7/10	4/5	52

RUSHING	NO.	YDS.	AVG.	LONG	TD
Wilder	161	640	4.0	75t	4
Carver	114	348	3.1	16	0
Owens	96	266	2.8	15	5
Armstrong	7	30	4.3	7	0
Morton	13	28	2.2	5	0
BUCCANEERS	428	1,353	3.2	75t	9
OPPONENTS	561	2,082	3.7	39	19

RECEIVING	NO.	YDS.	AVG.	LONG	TD
Wilder	57	380	6.7	31	2
Carter	48	694	14.5	56t	2
House	47	769	16.4	74t	5
T. Bell	25	410	16.4	52	2
Giles	25	349	14.0	80	1
BUCCANEERS	300	3,490	11.6	80	18
OPPONENTS	300	3,624	12.1	80t	15

INTERCEPTIONS	NO.	YDS.	AVG.	LONG	TD
B. Reece	6	70	11.7	29	0
C. Brown	4	78	19.5	36	0
Holt	3	43	14.3	25	0
Green	2	54	27.0	33t	2
Washington	2	41	20.5	25	0
BUCCANEERS	23	367	16.0	69t	3
OPPONENTS	24	316	13.2	70t	4

TACKLES	SOLO	ASST.	TOTAL
Green	N/A	N/A	138
J. Davis	N/A	N/A	137
Brantley	N/A	N/A	134
Logan	N/A	N/A	109
Holt	N/A	N/A	78

SACKS		SPECIAL TEAM TACKLES	
Selmon	11.0	Witte	19
Logan	9.5	Spradlin	14
Cannon	5.0	Obradovich	13
Green	3.5	Smith	12
Hawkins	3.0	Morris	12

BUCCANEERS	42.0
OPPONENTS	49.0

PUNTING	NO.	YDS.	AVG.	NET	TB	IN20	LG	BK
Garcia	95	4,008	42.2	33.0	12	16	64	1
BUCCANEERS	96	4,008	41.8	33.0	12	16	64	1
OPPONENTS	79	3,217	40.7	33.9	12	11	65	0

PUNT RETURNS	RET.	FC	YDS.	AVG.	LONG	TD
Tyler	27	5	208	7.7	16	0
T. Bell	10	2	48	4.8	11	0
Holt	5	0	43	8.6	17	0
BUCCANEERS	42	7	299	7.1	17	0
OPPONENTS	59	11	603	10.2	90t	1

KICKOFF RETURNS	NO.	YDS.	AVG.	LONG	TD
Morton	30	689	23.0	50	0
Owens	20	380	19.0	31	0
Smith	8	136	17.0	43	0
Spradlin	2	31	15.5	24	0
O'Steen	2	30	15.0	16	0

BUCCANEERS	67	1,310	19.5	50	0
OPPONENTS	50	1,039	20.8	81	0

USUAL STARTING LINEUP				DEFENSE:			
WR	87	Gerald Carter	LE	78	John Cannon		
LT	75	Dave Reavis	NT	76	David Logan		
LG	72	Ray Snell	RE	63	Lee Roy Selmon		
C	50	Steve Wilson	OLB	51	Ed Judie		
RG	62	Sean Farrell	ILB	58	Jeff Davis		
RT	70	Kelly Thomas	ILB	52	Scot Brantley		
TE	88	Jimmie Giles	OLB	53	Hugh Green		
WR	89	Kevin House	LCB	21	John Holt		
QB	14	Jack Thompson	RCB	40	Mike Washington		
FB	32	James Wilder	SS	33	Mark Cotney		
RB	28	Melvin Carver	FS	43	Beasley Reece		

PASSING	ATT.	CMP.	YDS.	CMP%	YDS/ATT	TD	TD%	INT	INT%	LONG	SK/LOST	RTG
J. Thompson	423	249	2,906	58.9	6.87	18	4.3	21	5.0	80	39/289	73.3
Golsteyn	97	47	535	48.5	5.52	0	0.0	2	2.1	52	7/52	56.8
BUCCANEERS	528	300	3,490	56.8	6.61	18	3.4	24	4.5	80	49/366	69.6
OPPONENTS	490	300	3,624	61.2	7.40	15	3.1	23	4.7	80t	42/309	74.7

DATE	W/L	SCORE	OPPONENT	ATT.
9/2	L	14-34	at Chicago	58,789
9/9	L	13-17	at New Orleans	54,686
9/16	W	21-17	DETROIT	44,560
9/23	L	14-17	at N.Y. Giants	72,650
9/30	W	30-27 (ot)	GREEN BAY	44,487
10/7	W	35-31	MINNESOTA	47,405
10/14	L	7-13 (ot)	at Detroit	44,308
10/21	L	9-44	CHICAGO	60,003
10/28	L	20-24	at Kansas City	41,710
11/4	L	24-27	at Minnesota	54,949
11/11	W	20-17	N.Y. GIANTS	46,534
11/18	L	17-24	at San Francisco	57,704
11/25	L	33-34	L.A. RAMS	42,242
12/2	L	14-27	at Green Bay	46,800
12/9	W	23-6	ATLANTA	33,808
12/16	W	41-21	N.Y. JETS	43,817

	BUCS	OPP
TOTAL FIRST DOWNS	344	311
Rushing	114	139
Passing	209	157
Penalty	21	15
3rd Down: Made/Att.	94/219	93/212
4th Down: Made/Att.	7/17	7/16
POSSESSION AVG.	31:17	28:43
TOTAL NET YARDS	5,321	5,474
Avg. Per Game	332.6	342.1
Total Plays	1,091	1,033
Avg. Per Play	4.9	5.3
NET YARDS RUSHING	1,776	2,233
Avg. Per Game	111.0	139.6
Total Rushes	483	511
NET YARDS PASSING	3,545	3,241
Avg. Per Game	221.6	202.6
Sacked/Yards Lost	45/362	32/239
Gross Yards	3,907	3,480
Att./Completions	563/334	490/286
Completion Pct.	59.3	58.4
Had Intercepted	23	18
PUNTS/AVERAGE	68/41.9	68/41.0
NET PUNTING AVG.	34.7	35.3
PENALTIES/YARDS	118/875	136/1078
FUMBLES/FUMBLES LOST	36/20	27/14
TOUCHDOWNS	40	47
Rushing	17	27
Passing	22	20
Returns	1	0

BY QUARTERS	1	2	3	4	OT	TOT
BUCCANEERS	57	102	64	109	3	335
OPPONENTS	54	108	76	136	6	380

SCORING	TD	R	P	RT	PAT	FG	S	PTS
Airri	0	0	0	0	38/40	19/26	0	95
Wilder	13	13	0	0	0/0	0/0	0	78
House	5	0	5	0	0/0	0/0	0	30
Carter	5	0	5	0	0/0	0/0	0	30
Armstrong	5	2	3	0	0/0	0/0	0	30
BUCCANEERS	40	17	22	1	38/40	19/26	0	335
OPPONENTS	47	27	20	0	44/46	18/27	0	380

FIELD GOALS	1/19	20/29	30/39	40/49	50+	LONG
Airri	0/0	7/7	6/7	6/10	0/2	49
BUCCANEERS	0/0	7/7	6/7	6/10	0/2	49
OPPONENTS	0/0	5/6	6/10	5/7	2/4	53

RUSHING	NO.	YDS.	AVG.	LONG	TD
Wilder	407	1,544	3.8	37	13
DeBerg	28	59	2.1	14	2
Carver	11	44	4.0	12	0
Thompson	5	35	7.0	13	0
Armstrong	10	34	3.4	12	2
BUCCANEERS	483	1,776	3.7	37	17
OPPONENTS	511	2,233	4.4	51	27

PASSING	ATT.	CMP.	YDS.	CMP%	YDS/ATT
DeBerg	509	308	3,554	60.5	6.98
Thompson	52	25	337	48.1	6.48
BUCCANEERS	563	334	3,907	59.3	6.94
OPPONENTS	490	286	3,480	58.4	7.10

RECEIVING	NO.	YDS.	AVG.	LONG	TD
Wilder	85	685	8.1	50	0
House	76	1,005	13.2	55	5
Carter	60	816	13.6	74t	5
J. Bell	29	397	13.7	26	4
T. Bell	22	350	15.9	29	0
BUCCANEERS	334	3,907	11.7	74t	22
OPPONENTS	286	3,480	12.2	77t	20

INTERCEPTIONS	NO.	YDS.	AVG.	LONG	TD
Cotney	5	123	24.6	29	0
Brantley	3	55	18.3	38	0
Castille	3	38	12.7	30	0
Seven tied with one					
BUCCANEERS	18	308	17.1	38	1
OPPONENTS	23	249	10.8	61	0

TACKLES	SOLO	ASST.	TOTAL
Davis	N/A	N/A	165
Logan	N/A	N/A	106
Brantley	N/A	N/A	105
Selmon	N/A	N/A	100
Browner	N/A	N/A	71

SACKS		SPECIAL TEAM TACKLES	
Selmon	8.0	Witte	25
Logan	5.5	Spradlin	15
C. Washington	5.0	Dixon	13
Green	4.0	Morton	12
Cannon	3.5	Harvey	11

BUCCANEERS	32.0
OPPONENTS	45.0

PUNTING	NO.	YDS.	AVG.	NET	TB	IN20	LG	BK
Garcia	68	2,849	41.9	34.7	9	12	60	0
BUCCANEERS	68	2,849	41.9	34.7	9	12	60	0
OPPONENTS	68	2,787	41.0	35.3	9	18	60	0

PUNT RETURNS	RET.	FC	YDS.	AVG.	LONG	TD
Bright	23	1	173	7.5	21	0
Z. Thomas	1	0	7	7.0	7	0
Holt	7	3	19	2.7	8	0
T. Bell	3	1	8	2.7	8	0
BUCCANEERS	34	5	207	6.1	21	0
OPPONENTS	36	10	310	8.6	31	0

KICKOFF RETURNS	NO.	YDS.	AVG.	LONG	TD
Morton	38	835	22.0	43	0
Owens	8	168	21.0	36	0
Bright	16	300	18.8	30	0
Wood	5	43	8.6	16	0
Spradlin	1	5	5.0	5	0
BUCCANEERS	68	1,351	19.9	43	0
OPPONENTS	67	1,336	19.9	47	0

USUAL STARTING LINEUP	DEFENSE:
WR 89 Kevin House	LE 78 John Cannon
LT 74 Gene Sanders	NT 76 David Logan
LG 72 Steve Courson	RE 63 Lee Roy Selmon
C 50 Steve Wilson	OLB 57 Keith Browner
RG 62 Sean Farrell	ILB 58 Jeff Davis
RT 73 Ron Heller	ILB 52 Scot Brantley
TE 88 Jimmie Giles	OLB 53 Hugh Green
WR 87 Gerald Carter	LCB 23 Jeremiah Castille
QB 17 Steve DeBerg	RCB 21 John Holt
FB 46 Adger Armstrong	SS 43 Beasley Reece
RB 32 James Wilder	FS 34 Cedric Brown

PASSING	ATT.	CMP.	YDS.	CMP%	YDS/ATT	TD	TD%	INT	INT%	LONG	SK/LOST	RTG
DeBerg	509	308	3,554	60.5	6.98	19	3.7	18	3.5	55	35/308	79.3
Thompson	52	25	337	48.1	6.48	2	3.8	5	9.6	74t	10/54	42.3
BUCCANEERS	563	334	3,907	59.3	6.94	22	3.9	23	4.1	74t	45/362	76.4
OPPONENTS	490	286	3,480	58.4	7.10	20	4.1	18	3.7	77t	32/239	78.6

1985

RECORD: 2-14 HEAD COACH: LEEMAN BENNETT

DATE	W/L	SCORE	OPPONENT	ATT.
9/8	L	28-38	at Chicago	57,828
9/15	L	16-31	MINNESOTA	46,188
9/22	L	13-20	at New Orleans	45,320
9/29	L	9-30	at Detroit	45,023
10/6	L	19-27	CHICAGO	51,795
10/13	L	27-31	L.A. RAMS	39,607
10/20	L	38-41	at Miami	62,335
10/27	L	14-32	NEW ENGLAND	34,661
11/3	L	20-22	at N.Y. Giants	72,031
11/10	W	16-0	ST. LOUIS	34,736
11/17	L	28-62	at N.Y. Jets	65,344
11/24	W	19-16 (ot)	DETROIT	43,371
12/1	L	0-21	at Green Bay	19,856
12/8	L	7-26	at Minnesota	51,593
12/15	L	23-31	INDIANAPOLIS	25,577
12/22	L	17-20	GREEN BAY	33,992

	BUCS	OPP
TOTAL FIRST DOWNS	291	351
Rushing	95	146
Passing	162	185
Penalty	34	20
3rd Down: Made/Att.	76/209	88/212
4th Down: Made/Att.	11/18	4/7
POSSESSION AVG.	27:55	32:05
TOTAL NET YARDS	4,766	6,108
Avg. Per Game	297.9	381.8
Total Plays	982	1,087
Avg. Per Play	4.9	5.6
NET YARDS RUSHING	1,644	2,430
Avg. Per Game	102.8	151.9
Total Rushes	434	547
NET YARDS PASSING	3,122	3,678
Avg. Per Game	195.1	229.9
Sacked /Yards Lost	40/301	35/277
Gross Yards	3,423	3,955
Att./Completions	508/269	505/318
Completion Pct.	53.0	63.0
Had Intercepted	26	18
PUNTS/AVERAGE	79/40.9	59/44.2
NET PUNTING AVG.	32.6	37.6
PENALTIES/YARDS	103/733	114/945
FUMBLES/FUMBLES LOST	37/22	37/22
TOUCHDOWNS	33	50
Rushing	11	28
Passing	22	18
Returns	0	4

BY QUARTERS	1	2	3	4	OT	TOT
BUCCANEERS	71	109	31	80	3	294
OPPONENTS	75	144	110	119	0	448

SCORING	TD	R	P	RT	PAT	FG	S	PTS
Igwebuike	0	0	0	0	30/32	22/32	0	96
Wilder	10	10	0	0	0/0	0/0	0	60
Giles	8	0	8	0	0/0	0/0	0	48
House	5	0	5	0	0/0	0/0	0	30
Carter	3	0	3	0	0/0	0/0	0	18
BUCCANEERS	33	11	22	0	30/33	22/32	0	294
OPPONENTS	50	28	18	4	50/50	32/42	0	448

FIELD GOALS	1/19	20/29	30/39	40/49	50+	LONG
Igwebuike	1/1	5/5	8/10	5/10	3/6	53
BUCCANEERS	1/1	5/5	8/10	5/10	3/6	53
OPPONENTS	0/0	11/14	14/15	6/10	1/3	50

RUSHING	NO.	YDS.	AVG.	LONG	TD
Wilder	365	1,300	3.6	28	10
Young	40	233	5.8	20	1
Springs	16	54	3.4	11	0
DeBerg	9	28	3.1	13	0
Carter	1	13	13.0	13	0
BUCCANEERS	434	1,644	3.8	28	11
OPPONENTS	547	2,430	4.4	38	28

PASSING	ATT.	CMP.	YDS.	CMP%	YDS/ATT	TD	TD%	INT	INT%	LONG	SK/LOST	RTG
DeBerg	370	197	2,488	53.2	6.72	19	5.1	18	4.9	57	19/143	71.3
Young	138	72	935	52.3	6.78	3	2.2	8	5.8	59	21/158	57.1
BUCCANEERS	508	269	3,423	53.0	6.74	22	4.3	26	5.1	59	40/301	67.5
OPPONENTS	505	318	3,955	63.0	7.83	18	3.6	18	3.6	78t	35/277	84.2

RECEIVING	NO.	YDS.	AVG.	LONG	TD
Wilder	53	341	6.5	20	0
House	44	803	18.3	55	5
Giles	43	673	15.7	39t	8
J. Bell	43	496	12.3	27	2
Carter	40	557	13.9	29	3
BUCCANEERS	269	3,423	12.7	59	22
OPPONENTS	318	3,955	12.4	78t	18

INTERCEPTIONS	NO.	YDS.	AVG.	LONG	TD
Castille	7	49	7.0	20	0
Greenwood	5	15	3.0	7	0

Six tied with one

BUCCANEERS	18	146	8.1	25	0
OPPONENTS	26	373	14.3	46	4

TACKLES	SOLO	ASST.	TOTAL
Davis	N/A	N/A	132
Washington	N/A	N/A	102
Sully	N/A	N/A	98
Brantley	N/A	N/A	95
Logan	N/A	N/A	80

SACKS		SPECIAL TEAM TACKLES	
Logan	6.5	Witte	24
Cannon	4.5	Prior	22
Holmes	4.5	Randle	16
Morgan	4.0	Armstrong	13
Greenwood	3.0	Curry	10
Washington	3.0		

BUCCANEERS	35.0
OPPONENTS	40.0

PUNTING	NO.	YDS.	AVG.	NET	TB	IN20	LG	BK
Garcia	77	3,233	42.0	33.4	7	12	61	2
BUCCANEERS	79	3,233	40.9	32.6	7	12	61	2
OPPONENTS	59	2,607	44.2	37.6	8	13	69	0

PUNT RETURNS	RET.	FC	YDS.	AVG.	LONG	TD
Bright	12	2	124	10.3	29	0
Prior	13	6	105	8.1	19	0
BUCCANEERS	25	8	229	9.2	29	0
OPPONENTS	47	7	519	11.0	28	0

KICKOFF RETURNS	NO.	YDS.	AVG.	LONG	TD
Freeman	48	1,085	22.6	58	0
Springs	5	112	22.4	34	0
Bright	11	213	19.4	47	0
Prior	10	131	13.1	29	0
Verser	4	61	15.3	18	0
Magee	2	20	10.0	15	0
BUCCANEERS	80	1,622	20.3	58	0
OPPONENTS	51	1,187	23.3	51	0

USUAL STARTING LINEUP	DEFENSE:
WR 89 Kevin House	LE 78 John Cannon
LT 66 George Yarno	NT 76 David Logan
LG 72 Steve Courson	RE 90 Ron Holmes
C 60 Randy Grimes	OLB 54 Ervin Randle
RG 62 Sean Farrell	ILB 58 Jeff Davis
RT 73 Ron Heller	ILB 52 Scot Brantley
TE 88 Jimmie Giles	OLB 51 Chris Washington
WR 87 Gerald Carter	LCB 23 Jeremiah Castille
QB 17 Steve DeBerg	RCB 21 John Holt
FB 82 Jerry Bell	SS 30 David Greenwood
RB 32 James Wilder	FS 44 Ivory Sully

DATE	W/L	SCORE	OPPONENT	ATT.
9/7	L	7-31	SAN FRANCISCO	50,780
9/14	L	10-23	MINNESOTA	34,579
9/21	W	24-20	at Detroit	38,453
9/28	L	20-23 (ot)	ATLANTA	38,950
10/5	L	20-26 (ot)	at L.A. Rams	50,585
10/12	L	19-30	ST. LOUIS	33,307
10/19	L	7-38	at New Orleans	43,355
10/26	L	20-27	at Kansas City	36,230
11/2	W	34-28	BUFFALO	32,806
11/9	L	3-23	CHICAGO	70,097
11/16	L	7-31	at Green Bay (Milw)	48,271
11/23	L	17-38	DETROIT	30,029
11/30	L	13-45	at Minnesota	56,235
12/7	L	14-48	at Chicago	52,746
12/14	L	7-21	GREEN BAY	30,099
12/21	L	17-21	at St. Louis	23,957

	BUCS	OPP
TOTAL FIRST DOWNS	273	362
Rushing	100	162
Passing	142	177
Penalty	31	23
3rd Down: Made/Att.	59/193	90/193
4th Down: Made/Att.	8/19	6/10
POSSESSION AVG.	28:40	31:20
TOTAL NET YARDS	4,361	6,333
Avg. Per Game	272.6	395.8
Total Plays	970	1,061
Avg. Per Play	4.5	6.0
NET YARDS RUSHING	1,863	2,648
Avg. Per Game	116.4	165.5
Total Rushes	455	558
NET YARDS PASSING	2,498	3,685
Avg. Per Game	156.1	230.3
Sacked /Yards Lost	56/394	19/153
Gross Yards	2,892	3,838
Att./Completions	459/245	484/289
Completion Pct.	53.4	59.7
Had Intercepted	25	13
PUNTS/AVERAGE	78/40.2	59/41.3
NET PUNTING AVG.	32.8	37.4
PENALTIES/YARDS	83/661	116/941
FUMBLES/FUMBLES LOST	36/17	39/19
TOUCHDOWNS	27	59
Rushing	12	31
Passing	13	23
Returns	2	5

BY QUARTERS	1	2	3	4	OT	TOT
BUCCANEERS	39	74	41	85	0	239
OPPONENTS	111	105	103	145	0	473

SCORING	TD	R	P	RT	PAT	FG	S	PTS
Igwebuike	0	0	0	0	26/27	17/24	0	77
Young	5	5	0	0	0/0	0/0	0	30
Magee	5	0	5	0	0/0	0/0	0	30
Wonsley	3	3	0	0	0/0	0/0	0	18
Wilder	3	2	1	0	0/0	0/0	0	18
BUCCANEERS	27	12	13	2	26/27	17/24	0	239
OPPONENTS	59	31	23	5	56/58	21/30	0	473

FIELD GOALS	1/19	20/29	30/39	40/49	50+	LONG
Igwebuike	0/0	5/5	7/8	3/6	2/5	55
BUCCANEERS	0/0	5/5	7/8	3/6	2/5	55
OPPONENTS	0/0	8/9	8/9	3/6	2/6	51

RUSHING	NO.	YDS.	AVG.	LONG	TD
Wilder	190	704	3.7	45t	2
Young	74	425	5.7	31	5
Wonsley	73	339	4.6	59t	3
Springs	74	285	3.9	40	0
Howard	30	110	3.7	16	1
BUCCANEERS	455	1,863	4.1	59t	12
OPPONENTS	558	2,648	4.7	60	31

PASSING	ATT.	CMP.	YDS.	CMP%	YDS/ATT	TD	TD%	INT	INT%	LONG	SK/LOST	RTG
Young	363	195	2,282	53.7	6.29	8	2.2	13	3.6	46	47/326	65.5
DeBerg	96	50	610	52.1	6.35	5	5.2	12	12.5	45	9/68	49.7
BUCCANEERS	459	245	2,892	53.4	6.30	13	2.8	25	5.4	46	56/394	59.6
OPPONENTS	484	289	3,838	59.7	7.93	23	4.8	13	2.7	73	19/153	89.5

RECEIVING	NO.	YDS.	AVG.	LONG	TD
Magee	45	564	12.5	45	5
Wilder	43	326	7.6	25	1
Carter	42	640	15.2	46	2
Springs	24	187	7.8	46	0
Giles	18	178	9.9	20	1
BUCCANEERS	245	2,892	11.8	46	13
OPPONENTS	289	3,838	13.3	73	23

INTERCEPTIONS	NO.	YDS.	AVG.	LONG	TD
McKeever	3	12	4.0	10	0
Brantley	2	65	32.5	57	0
Curry	2	0	0.0	0	0

Five tied with one					
BUCCANEERS	13	128	9.8	57	0
OPPONENTS	25	236	9.4	59t	1

TACKLES	SOLO	ASST.	TOTAL
Davis	N/A	N/A	136
Brantley	N/A	N/A	127
Washington	N/A	N/A	94
Jones	N/A	N/A	80
Holmes	N/A	N/A	68

SACKS		SPECIAL TEAM TACKLES	
Browner	4.0	Randle	21
Washington	4.0	Murphy	18
Holmes	2.5	McKeever	9
Cannon	2.0	Easmon	7
Kellin	2.0	Futrell	6
Logan	2.0		

BUCCANEERS	19.0
OPPONENTS	56.0

PUNTING	NO.	YDS.	AVG.	NET	TB	IN20	LG	BK
Garcia	77	3,089	40.1	32.7	8	19	60	0
Springs	1	43	43.0	39.0	0	0	43	0
BUCCANEERS	78	3,132	40.2	32.8	8	19	60	0
OPPONENTS	59	2,438	41.3	37.4	6	24	57	1

PUNT RETURNS	RET.	FC	YDS.	AVG.	LONG	TD
Futrell	14	5	67	4.8	12	0
Walker	9	0	27	3.0	10	0
Harris	3	0	16	5.3	8	0

BUCCANEERS	26	5	110	4.2	12	0
OPPONENTS	39	15	414	10.6	71t	3

KICKOFF RETURNS	NO.	YDS.	AVG.	LONG	TD
Freeman	31	582	18.8	33	0
Wonsley	10	208	20.8	29	0
K. Walker	8	146	18.3	26	0
Futrell	5	115	23.0	30	0
Howard	4	71	17.8	24	0
Harris	4	63	15.8	23	0
BUCCANEERS	75	1,302	17.4	33	0
OPPONENTS	46	1,009	21.9	85t	1

USUAL STARTING LINEUP			DEFENSE:		
OFFENSE:					
WR	89	Kevin House	LE	71	Bob Nelson
LT	72	Rob Taylor	NT	76	David Logan
LG	66	George Yarno	RE	90	Ron Holmes
C	60	Randy Grimes	OLB	57	Keith Browner
RG	62	Sean Farrell	ILB	58	Jeff Davis
RT	73	Ron Heller	ILB	52	Scott Brantley
TE	86	Calvin Magee	OLB	51	Chris Washington
WR	87	Gerald Carter	LCB	21	Vito McKeever
QB	8	Steve Young	RCB	22	Rod Jones
FB	20	Ron Springs	SS	41	Craigie Swoope
RB	32	James Wilder	FS	44	Ivory Sully

1987

RECORD: 4-11 HEAD COACH: RAY PERKINS

DATE	W/L	SCORE	OPPONENT	ATT.
9/13	W	48-10	ATLANTA	51,250
9/20	L	3-20	at Chicago	63,551
10/4	W	31-27	at Detroit	4,919
10/11	L	13-17	SAN DIEGO	23,873
10/18	W	20-10	MINNESOTA	20,850
10/25	L	26-27	CHICAGO	70,747
11/1	W	23-17	at Green Bay (Milw.)	50,308
11/8	L	28-31	at St. Louis	22,449
11/15	L	17-23	at Minnesota	48,605
11/22	L	10-24	SAN FRANCISCO	63,211
11/29	L	3-35	at LA Rams	45,188
12/6	L	34-44	at New Orleans	66,471
12/13	L	10-20	DETROIT	41,699
12/20	L	14-31	ST. LOUIS	32,046
12/27	L	6-24	at Indianapolis	60,468

	BUCS	OPP
TOTAL FIRST DOWNS	263	314
Rushing	62	124
Passing	168	163
Penalty	33	27
3rd Down: Made/Att.	83/215	90/200
4th Down: Made/Att.	3/6	6/9
POSSESSION AVG.	28:37	31:23
TOTAL NET YARDS	4,381	4,987
Avg. Per Game	292.1	332.5
Total Plays	954	996
Avg. Per Play	4.6	5.0
NET YARDS RUSHING	1,365	2,038
Avg. Per Game	91.0	135.9
Total Rushes	394	500
NET YARDS PASSING	3,016	2,949
Avg. Per Game	201.1	196.6
Sacked/Yards Lost	43/361	39/306
Gross Yards	3,377	3,255
Att./Completions	517/264	457/271
Completion Pct.	51.1	59.3
Had Intercepted	17	16
PUNTS/AVERAGE	88/39.3	64/41.2
NET PUNTING AVG.	29.9	35.0
PENALTIES/YARDS	115/894	123/926
FUMBLES/FUMBLES LOST	35/14	42/20
TOUCHDOWNS	33	44
Rushing	7	18
Passing	22	23
Returns	4	3

BY QUARTERS	1	2	3	4	OT	TOT
BUCCANEERS	78	66	81	61	0	286
OPPONENTS	69	98	67	126	0	360

SCORING	TD	R	P	RT	PAT	FG	S	PTS
Igwebuike	0	0	0	0	24/26	14/18	0	66
Carter	5	0	5	0	0/0	0/0	0	30
Smith	4	2	2	0	0/0	0/0	0	24
Magee	3	0	3	0	0/0	0/0	0	18
Carrier	3	0	3	0	0/0	0/0	0	18
BUCCANEERS	33	7	22	4	31/33	19/24	0	286
OPPONENTS	44	18	23	3	42/44	18/30	0	360

FIELD GOALS	1/19	20/29	30/39	40/49	50+	LONG
Igwebuike	0/0	2/2	6/6	6/9	0/1	48
BUCCANEERS	0/0	3/4	7/7	8/11	1/2	48
OPPONENTS	0/0	8/9	7/10	2/8	1/3	50

RUSHING	NO.	YDS.	AVG.	LONG	TD
Wilder	106	488	4.6	21	0
Smith	100	309	3.1	46	2
Wright	37	112	3.0	11	0
Howard	30	100	3.3	31	1
Testaverde	13	50	3.8	17	1
BUCCANEERS	394	1,365	3.5	46	7
OPPONENTS	500	2,038	4.1	38t	18

RECEIVING	NO.	YDS.	AVG.	LONG	TD
Wilder	40	328	8.2	32	1
Carter	38	586	15.4	57	5
Magee	34	424	12.5	37	3
Carrier	26	423	16.3	38	3
Hill	23	403	17.5	40	2
BUCCANEERS	264	3,377	12.8	64t	22
OPPONENTS	271	3,255	12.0	67	23

INTERCEPTIONS	NO.	YDS.	AVG.	LONG	TD
Tripoli	3	17	5.7	15t	1
Isom	2	67	33.5	38	0
Woods	2	63	31.5	42	0
Futrell	2	46	23.0	23	0
Jones	2	9	4.5	9	0
BUCCANEERS	16	248	15.5	42	2
OPPONENTS	17	227	13.4	50	0

TACKLES	SOLO	ASST.	TOTAL
Randle	79	29	108
Davis	55	15	70
Reynolds	58	12	70
Kemp	53	15	68
Washington	41	11	52

SACKS		SPECIAL TEAM TACKLES	
Holmes	8.0	Tripoli	10
Washington	6.5	Brantley	7
Kellin	3.5	Miller	6
Jarvis	3.0	Gordon	5
Cannon	2.0	Moss	5
		Gant	5

BUCCANEERS	39.0
OPPONENTS	43.0

PUNTING	NO.	YDS.	AVG.	NET	TB	IN20	LG	BK
Garcia	62	2,409	38.9	28.3	5	12	58	0
Criswell	26	1,046	40.2	33.8	5	3	61	0
BUCCANEERS	88	3,455	39.3	29.9	10	15	61	0
OPPONENTS	64	2,634	41.2	35.0	7	15	60	0

PUNT RETURNS	RET.	FC	YDS.	AVG.	LONG	TD
Futrell	24	6	213	8.9	22	0
BUCCANEERS	31	8	257	8.3	22	0
OPPONENTS	50	10	621	12.4	80	1

KICKOFF RETURNS	NO.	YDS.	AVG.	LONG	TD
Futrell	31	609	19.6	40	0
Smith	5	84	16.8	21	0
Miller	3	68	22.7	25	0
BUCCANEERS	56	1,037	18.5	40	0
OPPONENTS	61	1,242	20.4	45	0

USUAL STARTING LINEUP				DEFENSE:			
WR	88	Mark Carrier	LE	78	John Cannon		
LT	72	Rob Taylor	NT	94	Mike Stensrud		
LG	66	George Yarno	RE	90	Ron Holmes		
C	60	Randy Grimes	OLB	51	Chris Washington		
RG	68	Rick Mallory		56	Jackie Walker		
RT	73	Ron Heller	ILB	58	Jeff Davis		
TE	86	Calvin Magee	ILB	54	Ervin Randle		
WR	87	Gerald Carter	OLB	51	Chris Washington		
QB	17	Steve DeBerg		57	Winston Moss		
FB	32	James Wilder	LCB	29	Ricky Reynolds		
RB	35	Jeff Smith	RCB	22	Rod Jones		
			SS	33	Bobby Kemp		
			FS	28	Ray Isom		

PASSING	ATT.	CMP.	YDS.	CMP%	YDS/ATT	TD	TD%	INT	INT%	LONG	SK/LOST	RTG
DeBerg	275	159	1,891	57.8	6.88	14	5.1	7	2.5	64t	20/185	85.3
Testaverde	165	71	1,081	43.0	6.55	5	3.0	6	3.6	40t	18/140	60.2
BUCCANEERS	517	264	3,377	51.1	6.53	22	4.3	17	3.3	64t	43/361	72.0
OPPONENTS	457	271	3,255	59.3	7.12	23	5.0	16	3.5	67	39/306	85.3

DATE	W/L	SCORE	OPPONENT	ATT.
9/4	L	14-41	PHILADELPHIA	43,502
9/11	W	13-10	at Green Bay	52,584
9/18	L	24-30	PHOENIX	35,034
9/25	L	9-13	at New Orleans	66,671
10/2	W	27-24	GREEN BAY	40,003
10/9	L	13-14	at Minnesota	55,274
10/16	L	31-35	at Indianapolis	53,135
10/23	L	20-49	MINNESOTA	48,020
10/30	L	14-17	MIAMI	67,352
11/6	L	10-28	at Chicago	56,892
11/13	W	23-20	at Detroit	25,956
11/20	L	15-27	CHICAGO	67,070
11/27	L	10-17	at Atlanta	14,020
12/4	W	10-5	BUFFALO	49,488
12/11	L	7-10 (ot)	at New England	39,889
12/18	W	21-10	DETROIT	37,778

	BUCS	OPP
TOTAL FIRST DOWNS	295	293
Rushing	91	104
Passing	173	169
Penalty	31	20
3rd Down: Made/Att.	72/202	101/227
4th Down: Made/Att.	2/11	6/9
POSSESSION AVG.	29:00	31:00
TOTAL NET YARDS	5,061	5,155
Avg. Per Game	316.3	322.2
Total Plays	998	1,025
Avg. Per Play	5.1	5.0
NET YARDS RUSHING	1,753	1,551
Avg. Per Game	109.6	96.9
Total Rushes	452	478
NET YARDS PASSING	3,308	3,604
Avg. Per Game	206.8	225.3
Sacked/Yards Lost	34/300	20/140
Gross Yards	3,608	3,744
Att./Completions	512/253	527/304
Completion Pct.	49.4	57.7
Had Intercepted	36	21
PUNTS/AVERAGE	68/36.4	77/39.0
NET PUNTING AVG.	32.4	33.2
PENALTIES/YARDS	102/816	105/872
FUMBLES/FUMBLES LOST	27/16	29/12
TOUCHDOWNS	28	42
Rushing	11	21
Passing	16	19
Returns	1	2

BY QUARTERS	1	2	3	4	OT	TOT
BUCCANEERS	27	75	41	118	0	261
OPPONENTS	105	93	95	54	3	350

SCORING	TD	R	P	RT	PAT	FG	S	PTS
Igwebuike	0	0	0	0	21/21	19/25	0	78
Hill	9	0	9	0	0/0	0/0	0	54
Tate	8	7	1	0	0/0	0/0	0	48
Carrier	5	0	5	0	0/0	0/0	0	30
Carney	0	0	0	0	6/6	2/5	0	12
BUCCANEERS	28	11	16	1	28/28	21/30	1	261
OPPONENTS	42	21	19	2	42/42	18/30	1	350

FIELD GOALS	1/19	20/29	30/39	40/49	50+	LONG
Igwebuike	1/1	6/6	7/8	3/6	2/4	55
Carney	0/0	2/3	0/1	0/1	0/0	29
BUCCANEERS	1/1	8/9	7/9	3/7	2/4	55
OPPONENTS	0/0	6/6	6/11	5/9	1/4	50

RUSHING	NO.	YDS.	AVG.	LONG	TD
Tate	122	467	3.8	47t	7
W. Howard	115	452	3.9	29t	1
Wilder	86	343	4.0	19	1
Goode	63	231	3.7	22	0
Testaverde	28	138	4.9	24	1
BUCCANEERS	452	1,753	3.9	47t	11
OPPONENTS	478	1,551	3.2	48	21

PASSING	ATT.	CMP.	YDS.	CMP%	YDS/ATT
Testaverde	466	222	3,240	47.6	6.95
Ferguson	46	31	368	67.4	8.00
BUCCANEERS	512	253	3,608	49.4	7.05
OPPONENTS	527	304	3,744	57.7	7.10

RECEIVING	NO.	YDS.	AVG.	LONG	TD
Hill	58	1040	17.9	42t	9
Carrier	57	970	17.0	59t	5
Hall	39	555	14.2	37	0
J. Smith	16	134	8.4	22	0
Pillow	15	206	13.7	34	1
BUCCANEERS	253	3,608	14.3	59t	16
OPPONENTS	304	3,744	12.3	56	19

INTERCEPTIONS	NO.	YDS.	AVG.	LONG	TD
Hamilton	6	123	20.5	58	0
Reynolds	4	7	2.3	7	0
Elder	3	9	3.0	9	0
Harris	2	26	13.0	24	0
Robinson	2	28	14.0	28	0
BUCCANEERS	21	283	13.5	58	1
OPPONENTS	36	480	13.3	46	2

TACKLES	SOLO	ASST.	TOTAL
Marve	88	33	121
Hamilton	82	25	107
Murphy	50	25	75
Reynolds	64	10	74
Futrell	60	12	72

SACKS		SPECIAL TEAM TACKLES	
Holmes	4.0	Elder	21
Cannon	3.0	Harris	20
Davis	3.0	Walker	19
Jarvis	2.5	Washington	10
Goff	2.0	Rolling	7
Lee	2.0	D. Smith	7

BUCCANEERS	20.0
OPPONENTS	34.0

PUNTING	NO.	YDS.	AVG.	NET	TB	IN20	LG	BK
Criswell	68	2,477	36.4	32.4	0	20	62	0
BUCCANEERS	68	2,477	36.4	32.4	0	20	62	0
OPPONENTS	77	3,004	39.0	33.2	6	24	60	0

PUNT RETURNS	RET.	FC	YDS.	AVG.	LONG	TD
Futrell	27	10	283	10.5	40	0
J. Smith	8	3	45	5.6	20	0
Elder	1	0	0	0.0	0	0
BUCCANEERS	36	13	328	9.1	40	0
OPPONENTS	38	13	273	7.2	25	0

KICKOFF RETURNS	NO.	YDS.	AVG.	LONG	TD
Elder	34	772	22.7	51	0
J. Smith	10	180	18.0	26	0
D. Smith	9	188	20.9	30	0
McAdoo	4	108	27.0	31	0
Pillow	3	38	12.7	17	0
BUCCANEERS	64	1,345	21.0	51	0
OPPONENTS	52	1,129	21.7	57	0

USUAL STARTING LINEUP	DEFENSE:
WR 88 Mark Carrier	LE 79 Reuben Davis
LT 74 Paul Gruber	NT 95 Curt Jarvis
LG 68 Rick Mallory	RE 90 Ron Holmes
C 60 Randy Grimes	OLB 59 Kevin Murphy
RG 50 Dan Turk	ILB 99 Eugene Marve
RT 72 Rob Taylor	ILB 53 Sidney Coleman
TE 82 Ron Hall	OLB 57 Winston Moss
WR 84 Bruce Hill	LCB 29 Ricky Reynolds
QB 14 Vinny Testaverde	RCB 36 Bobby Futrell
FB 43 William Howard	SS 30 Mark Robinson
RB 34 Lars Tate	FS 39 Harry Hamilton

TD	TD%	INT	INT%	LONG	SK/LOST	RTG
13	2.8	35	7.5	59t	33/292	48.8
3	6.5	1	2.2	34	1/8	104.3
16	3.1	36	7.0	59t	34/300	53.7
19	3.6	21	4.0	56	30/140	75.2

DATE	W/L	SCORE	OPPONENT	ATT.
9/10	W	23-21	at Green Bay	55,650
9/17	L	16-20	SAN FRANCISCO	64,087
9/24	W	20-10	NEW ORLEANS	44,053
10/1	L	3-17	at Minnesota	54,817
10/8	W	42-35	CHICAGO	72,077
10/15	L	16-17	DETROIT	46,225
10/22	L	28-32	at Washington	52,862
10/29	L	23-56	at Cincinnati	57,225
11/5	L	31-42	CLEVELAND	69,162
11/12	L	10-24	MINNESOTA	56,271
11/19	W	32-31	at Chicago	63,826
11/26	W	14-13	at Phoenix	33,297
12/3	L	16-17	GREEN BAY	58,120
12/10	L	17-20	at Houston	54,532
12/17	L	7-33	at Detroit	40,362
12/24	L	22-31	PITTSBURGH	29,690

	BUCS	OPP
TOTAL FIRST DOWNS	288	317
Rushing	84	115
Passing	174	170
Penalty	30	32
3rd Down: Made/Att.	95/230	87/208
4th Down: Made/Att.	7/13	10/17
POSSESSION AVG.	29:55	30:05
TOTAL NET YARDS	4,842	5,460
Avg. Per Game	302.6	341.3
Total Plays	1,025	1,027
Avg. Per Play	4.7	5.3
NET YARDS RUSHING	1,570	2,023
Avg. Per Game	94.2	126.4
Total Rushes	412	479
NET YARDS PASSING	3,335	3,437
Avg. Per Game	208.4	214.8
Sacked /Yards Lost	43/331	33/222
Gross Yards	3,666	3,659
Att./Completions	570/302	515/301
Completion Pct.	53.0	58.4
Had Intercepted	28	21
PUNTS/AVERAGE	86/38.5	69/40.3
NET PUNTING AVG.	32.1	31.4
PENALTIES/YARDS	104/881	109/869
FUMBLES/FUMBLES LOST	21/9	30/18
TOUCHDOWNS	36	51
Rushing	10	18
Passing	23	29
Returns	3	4

BY QUARTERS	1	2	3	4	OT	TOT
BUCCANEERS	58	92	42	128	0	320
OPPONENTS	79	144	86	110	0	419

SCORING	TD	R	P	RT	PAT	FG	S	PTS
Igwebuike	0	0	0	0	33/35	22/28	0	99
Carrier	9	0	9	0	0/0	0/0	0	54
Tate	9	8	1	0	0/0	0/0	0	54
Hill	5	0	5	0	0/0	0/0	0	30
Wildier	3	0	3	0	0/0	0/0	0	18
BUCCANEERS	36	10	23	3	34/36	22/28	2	320
OPPONENTS	51	18	29	4	51/51	20/24	1	419

FIELD GOALS	1/19	20/29	30/39	40/49	50+	LONG
Igwebuike	0/0	9/9	6/6	5/10	2/3	53
BUCCANEERS	0/0	9/9	6/6	5/10	2/3	53
OPPONENTS	0/0	5/5	9/9	6/9	0/1	47

RUSHING	NO.	YDS.	AVG.	LONG	TD
Tate	167	589	3.5	48	8
Howard	108	357	3.3	15	1
Wildier	70	244	3.5	14	0
Stamps	29	141	4.9	21t	1
Testaverde	25	139	5.6	16	0
BUCCANEERS	412	1,507	3.7	48	10
OPPONENTS	479	2,023	4.2	59t	18

PASSING	ATT.	CMP.	YDS.	CMP%	YDS/ATT
Testaverde	480	258	3,133	53.8	6.53
Ferguson	90	44	533	48.9	5.92
BUCCANEERS	570	302	3,666	53.0	6.43
OPPONENTS	515	301	3,659	58.4	7.10

RECEIVING	NO.	YDS.	AVG.	LONG	TD
Carrier	86	1,422	16.5	78t	9
Hill	50	673	13.5	53	5
Wildier	36	335	9.3	27	3
Hall	30	331	11.0	32	2
Howard	30	188	6.3	18	1

BUCCANEERS	302	3,666	12.1	78t	23
OPPONENTS	301	3,659	12.2	79t	29

INTERCEPTIONS	NO.	YDS.	AVG.	LONG	TD
Hamilton	6	70	11.7	30	0
Robinson	6	44	7.3	16	0
Reynolds	5	87	17.4	68t	1

Four tied with one					
BUCCANEERS	21	234	11.1	68t	2
OPPONENTS	28	240	8.6	39	2

TACKLES	SOLO	ASST.	TOTAL
Randle	74	40	114
Marve	71	35	106
Robinson	72	32	104
Jones	75	17	92
Hamilton	66	24	90

SACKS	NO.	YDS.	AVG.	NET	TB	IN20	LG	BK
Murphy	6.0	Anno						28
Moss	5.5	Elder						23
Goff	4.0	Najarian						14
Davis	3.0	O. Harris						13
Jarvis	3.0	Stamps						13

BUCCANEERS	33.0							
OPPONENTS	43.0							

PUNTING	NO.	YDS.	AVG.	NET	TB	IN20	LG	BK
Mohr	84	3,311	39.4	32.1	3	10	58	2
BUCCANEERS	86	3,311	38.5	32.1	3	10	58	2
OPPONENTS	69	2,781	40.3	31.4	16	14	60	2

PUNT RETURNS	RET.	FC	YDS.	AVG.	LONG	TD
Drewrey	20	2	220	11.0	55	0
Futrell	12	2	76	6.3	15	0
BUCCANEERS	32	4	296	9.3	55	0
OPPONENTS	54	12	492	9.1	65	0

KICKOFF RETURNS	NO.	YDS.	AVG.	LONG	TD
Elder	40	685	17.1	30	0
Stamps	9	145	16.1	36	0
Howard	5	82	16.4	19	0
Futrell	4	58	14.5	22	0
Wildier	2	42	21.0	23	0
BUCCANEERS	62	1,055	17.0	36	0
OPPONENTS	55	1,143	20.8	72	0

USUAL STARTING LINEUP				OFFENSE:				DEFENSE:			
WR	88	Mark Carrier	LE	79	Reuben Davis						
LT	74	Paul Gruber	NT	95	Curt Jarvis						
LG	73	Tom McHale	RE	94	Robert Goff						
C	60	Randy Grimes	OLB	59	Kevin Murphy						
RG	69	John Bruhin	ILB	99	Eugene Marve						
RT	72	Rob Taylor	ILB	54	Ervin Randle						
TE	82	Ron Hall	OLB	58	Winston Moss						
WR	84	Bruce Hill	LCB	29	Ricky Reynolds						
QB	14	Vinny Testaverde	RCB	22	Rod Jones						
FB	43	William Howard	SS	30	Mark Robinson						
RB	34	Lars Tate	FS	39	Harry Hamilton						

DATE	W/L	SCORE	OPPONENT	ATT.
9/9	W	38-21	at Detroit	54,728
9/16	L	14-35	L.A. RAMS	59,705
9/23	W	23-20	DETROIT	55,075
9/30	W	23-20 (ot)	at Minnesota	54,462
10/7	L	10-14	at Dallas	60,076
10/14	W	26-14	GREEN BAY	67,472
10/21	L	13-17	DALLAS	68,315
10/28	L	10-41	at San Diego	40,653
11/4	L	6-26	CHICAGO	68,555
11/11	L	7-35	at New Orleans	67,865
11/18	L	7-31	at San Francisco	62,221
11/25	L	10-20	at Green Bay (Milw.)	53,677
12/2	W	23-17	ATLANTA	42,839
12/16	W	26-13	MINNESOTA	47,272
12/23	L	14-27	at Chicago	46,456
12/30	L	14-16	N.Y. JETS	46,543

	BUCS	OPP
TOTAL FIRST DOWNS	238	313
Rushing	83	129
Passing	142	168
Penalty	13	16
3rd Down: Made/Att.	76/204	93/205
4th Down: Made/Att.	9/19	7/13
POSSESSION AVG.	28:11	31:49
TOTAL NET YARDS	4,475	5,479
Avg. Per Game	279.7	342.4
Total Plays	911	1,001
Avg. Per Play	4.9	5.5
NET YARDS RUSHING	1,626	2,223
Avg. Per Game	101.6	138.9
Total Rushes	410	496
NET YARDS PASSING	2,849	3,256
Avg. Per Game	178.1	203.5
Sacked/Yards Lost	53/433	34/204
Gross Yards	3,282	3,460
Att./Completions	448/245	471/263
Completion Pct.	54.7	55.8
Had Intercepted	24	25
PUNTS/AVERAGE	72/40.3	55/40.5
NET PUNTING AVG.	34.0	35.7
PENALTIES/YARDS	77/651	78/617
FUMBLES/FUMBLES LOST	38/19	33/17
TOUCHDOWNS	28	45
Rushing	7	20
Passing	18	22
Returns	3	3

BY QUARTERS	1	2	3	4	OT	TOT
BUCCANEERS	41	99	50	71	3	264
OPPONENTS	59	112	100	96	0	367

SCORING	TD	R	P	RT	PAT	FG	S	PTS
Christie	0	0	0	0	27/27	23/27	0	96
G. Anderson	5	3	2	0	0/0	0/0	0	30
Hill	5	0	5	0	0/0	0/0	0	30
Carrier	4	0	4	0	0/0	0/0	0	24
Haddix	3	0	0	3	0/0	0/0	0	18
BUCCANEERS	28	7	18	3	27/28	23/27	0	264
OPPONENTS	45	20	22	3	43/45	18/27	0	367

FIELD GOALS	1/19	20/29	30/39	40/49	50+	LONG
Christie	0/0	7/7	10/13	4/5	2/2	54
BUCCANEERS	0/0	7/7	10/13	4/5	2/2	54
OPPONENTS	0/0	11/11	4/5	3/8	0/3	46

RUSHING	NO.	YDS.	AVG.	LONG	TD
G. Anderson	166	646	3.9	22	3
Cobb	151	480	3.2	17	2
Testaverde	38	280	7.4	48t	1
Harvey	27	113	4.2	14	0
Chandler	13	71	5.5	18	1
BUCCANEERS	410	1,626	4.0	48t	7
OPPONENTS	496	2,223	4.5	47t	20

PASSING	ATT.	CMP.	YDS.	CMP%	YDS/ATT
Testaverde	365	203	2,818	55.6	7.72
Chandler	83	42	464	50.6	5.59
BUCCANEERS	448	245	3,282	54.7	7.33
OPPONENTS	471	263	3,460	55.8	7.35

RECEIVING	NO.	YDS.	AVG.	LONG	TD
Carrier	49	813	16.6	68t	4
Hill	42	641	15.3	48t	5
Cobb	39	299	7.7	17	0
G. Anderson	38	464	12.2	74	2
Hall	31	464	15.0	54t	2
BUCCANEERS	245	3,282	13.4	89t	18
OPPONENTS	263	3,460	13.2	75t	22

INTERCEPTIONS	NO.	YDS.	AVG.	LONG	TD
Haddix	7	231	33.0	65t	3
Hamilton	5	39	7.8	27	0
Robinson	4	81	20.3	27	0
Reynolds	3	70	23.3	46	0
Everett	3	28	9.3	23	0
BUCCANEERS	25	487	19.5	65t	3
OPPONENTS	24	346	14.4	64t	2

TACKLES	SOLO	ASST.	TOTAL
Hamilton	81	38	119
Robinson	86	29	115
Marve	75	36	111
Randle	46	32	78
Murphy	57	20	77

SACKS	NO.	YDS.	AVG.	NET	TB	IN20	LG	BK
Thomas	7.5	Anno						25
Randle	5.5	Harris						21
Murphy	4.0	Perkins						18
Moss	3.5	Coleman						14
Newton	3.0	McCants						9
BUCCANEERS	34.0							
OPPONENTS	53.0							

PUNTING	NO.	YDS.	AVG.	NET	TB	IN20	LG	BK
Royals	72	2,902	40.3	34.0	5	8	62	0
BUCCANEERS	72	2,902	40.3	34.0	5	8	62	0
OPPONENTS	55	2,230	40.5	35.7	4	16	54	0

PUNT RETURNS	RET.	FC	YDS.	AVG.	LONG	TD
Drewrey	23	15	184	8.0	16	0
BUCCANEERS	23	15	184	8.0	16	0
OPPONENTS	39	16	352	9.0	36	0

KICKOFF RETURNS	NO.	YDS.	AVG.	LONG	TD
Peebles	18	369	20.5	55	0
Drewrey	14	244	17.4	29	0
Harvey	12	207	17.3	27	0
Cobb	11	223	20.3	45	0
G. Anderson	6	123	20.5	37	0
BUCCANEERS	63	1,175	18.7	55	0
OPPONENTS	43	1,036	24.1	65	0

USUAL STARTING LINEUP					
OFFENSE:			DEFENSE:		
WR	88	Mark Carrier	LE	79	Reuben Davis
LT	74	Paul Gruber	NT	95	Curt Jarvis
LG	73	Tom McHale	RE	71	Jim Skow
C	60	Randy Grimes	OLB	51	Broderick Thomas
RG	62	Ian Beckles	ILB	99	Eugene Marve
RT	72	Rob Taylor	ILB	58	Winston Moss
TE	82	Ron Hall	OLB	59	Kevin Murphy
WR	84	Bruce Hill	LCB	29	Ricky Reynolds
QB	14	Vinny Testaverde	RCB	45	Wayne Haddix
FB	33	Reggie Cobb	SS	30	Mark Robinson
RB	40	Gary Anderson	FS	39	Harry Hamilton

	TD	TD%	INT	INT%	LONG	SK/LOST	RTG
Testaverde	17	4.7	18	4.9	89t	38/330	75.6
Chandler	1	1.2	6	7.2	68t	15/103	41.4
BUCCANEERS	18	4.0	24	5.4	89t	53/433	69.3
OPPONENTS	22	4.7	25	5.3	75t	34/204	72.7

DATE	W/L	SCORE	OPPONENT	ATT.
9/1	L	13-16	at N.Y. Jets	61,204
9/8	L	20-21	CHICAGO	65,625
9/15	L	13-15	at Green Bay	58,114
9/22	L	10-17	BUFFALO	57,323
9/29	L	3-31	at Detroit	48,784
10/6	W	14-13	PHILADELPHIA	41,219
10/20	L	7-23	at New Orleans	68,591
10/27	L	0-27	GREEN BAY	40,275
11/3	L	13-28	at Minnesota	35,737
11/10	W	30-21	DETROIT	37,742
11/17	L	7-43	at Atlanta	41,274
11/24	L	14-21	N.Y. GIANTS	63,698
12/1	L	14-33	at Miami	51,036
12/8	L	24-26	MINNESOTA	41,091
12/14	L	0-27	at Chicago	54,719
12/22	W	17-3	INDIANAPOLIS	28,043

	BUCS	OPP
TOTAL FIRST DOWNS	249	295
Rushing	79	120
Passing	147	147
Penalty	23	28
3rd Down: Made/Att.	60/190	79/209
4th Down: Made/Att.	7/14	6/13
POSSESSION AVG.	26:57	33:03
TOTAL NET YARDS	4,001	4,979
Avg. Per Game	250.1	311.2
Total Plays	922	989
Avg. Per Play	4.3	5.0
NET YARDS RUSHING	1,429	2,107
Avg. Per Game	89.3	131.7
Total Rushes	371	512
NET YARDS PASSING	2,572	2,872
Avg. Per Game	160.8	179.5
Sacked /Yards Lost	56/383	39/258
Gross Yards	2,955	3,130
Att./Completions	495/250	438/257
Completion Pct.	50.5	58.7
Had Intercepted	29	11
PUNTS/AVERAGE	84/40.3	71/42.9
NET PUNTING AVG.	32.3	36.5
PENALTIES/YARDS	88/780	110/925
FUMBLES/FUMBLES LOST	30/18	27/16
TOUCHDOWNS	22	41
Rushing	9	21
Passing	13	15
Returns	0	5

BY QUARTERS	1	2	3	4	OT	TOT
BUCCANEERS	30	49	41	79	0	199
OPPONENTS	82	111	77	95	0	365

SCORING	TD	R	P	RT	PAT	FG	S	PTS
Christie	0	0	0	0	22/22	15/20	0	67
Cobb	7	7	0	0	0/0	0/0	0	42
Dawsey	4	1	3	0	0/0	0/0	0	24
BUCCANEERS	22	9	13	0	22/22	15/20	0	199
OPPONENTS	41	21	15	5	40/41	25/35	2	365

FIELD GOALS	1/19	20/29	30/39	40/49	50+	LONG
Christie	1/1	4/4	7/11	3/4	0/0	49
BUCCANEERS	1/1	4/4	7/11	3/4	0/0	49
OPPONENTS	2/2	5/5	9/11	7/14	2/3	50

RUSHING	NO.	YDS.	AVG.	LONG	TD
Cobb	196	752	3.8	59t	7
G. Anderson	72	263	3.7	64t	1
Wilson	42	179	4.3	20	0
Testaverde	32	101	3.2	19	0
Chandler	18	79	4.4	12	0
BUCCANEERS	371	1,429	3.9	64t	9
OPPONENTS	512	2,107	4.1	71t	21

PASSING	ATT.	CMP.	YDS.	CMP%	YDS/ATT
Testaverde	326	166	1,994	50.9	6.12
Chandler	104	53	557	51.0	5.36
Carlson	65	31	404	47.7	6.22
BUCCANEERS	495	250	2,955	50.5	5.97
OPPONENTS	438	257	3,130	58.7	7.15

RECEIVING	NO.	YDS.	AVG.	LONG	TD
Dawsey	55	818	14.9	65t	3
Carrier	47	698	14.9	35	2
Ron Hall	31	284	9.2	24	0
Drewrey	26	375	14.4	87t	2
G. Anderson	25	184	7.4	21	0
BUCCANEERS	250	2,955	11.8	87t	13
OPPONENTS	257	3,130	12.2	51	15

INTERCEPTIONS	NO.	YDS.	AVG.	LONG	TD
Covington	3	21	7.0	18	0
Fullington	2	13	6.5	10	0
Reynolds	2	7	3.5	7	0
Four tied with one					
BUCCANEERS	11	62	5.7	18	0
OPPONENTS	29	349	12.0	32	1

TACKLES	SOLO	ASST.	TOTAL
Thomas	98	76	174
Solomon	91	37	128
Covington	64	20	84
M. Carter	41	21	62
Murphy	31	30	61

SACKS		SPECIAL TEAM TACKLES	
Thomas	11.0	Anno	9
Manley	7.0	Hardy	7
Newton	5.5	Tiggle	7
McCants	5.0	Four tied with six	
Davis	3.5		

BUCCANEERS	39.0
OPPONENTS	56.0

PUNTING	NO.	YDS.	AVG.	NET	TB	IN20	LG	BK
Royals	84	3,389	40.3	32.3	6	22	56	0
BUCCANEERS	84	3,389	40.3	32.3	6	22	56	0
OPPONENTS	71	3,049	42.9	36.5	5	18	63	0

PUNT RETURNS	RET.	FC	YDS.	AVG.	LONG	TD
Drewrey	38	15	360	9.5	33	0
C. Carter	1	0	1	1.0	1	0
BUCCANEERS	39	15	361	9.3	33	0
OPPONENTS	49	11	559	11.4	70t	1

KICKOFF RETURNS	NO.	YDS.	AVG.	LONG	TD
G. Anderson	34	643	18.9	39	0
Drewrey	12	246	20.5	43	0
Hardy	8	119	14.9	26	0
Cobb	2	15	7.5	15	0
Wilson	2	19	9.5	11	0
BUCCANEERS	60	1,047	17.5	43	0
OPPONENTS	32	720	22.5	55	0

USUAL STARTING LINEUP			
OFFENSE:		DEFENSE:	
WR	88 Mark Carrier	LE	98 Ray Seals
LT	74 Paul Gruber	NT	96 Tim Newton
LG	73 Tom McHale	UT	79 Rueben Davis
C	61 Tony Mayberry	RE	52 Keith McCants
RG	62 Ian Beckles	OLB	59 Kevin Murphy
RT	72 Rob Taylor	ILB	55 Jesse Solomon
TE	82 Ron Hall	OLB	51 Broderick Thomas
WR	80 Lawrence Dawsey	LCB	29 Ricky Reynolds
QB	14 Vinny Testaverde	RCB	44 Carl Carter
FB	20 Robert Wilson	SS	25 Tony Covington
RB	34 Reggie Cobb	FS	23 Marty Carter

PASSING	ATT.	CMP.	YDS.	CMP%	YDS/ATT	TD	TD%	INT	INT%	LONG	SK/LOST	RTG
Testaverde	326	166	1,994	50.9	6.12	8	2.5	15	4.6	87t	35/234	59.0
Chandler	104	53	557	51.0	5.36	4	3.8	8	7.7	35	10/76	47.6
Carlson	65	31	404	47.7	6.22	1	1.5	6	9.2	36	11/73	34.4
BUCCANEERS	495	250	2,955	50.5	5.97	13	2.6	29	5.9	87t	56/383	53.4
OPPONENTS	438	257	3,130	58.7	7.15	15	3.4	11	2.5	51	39/258	81.7

DATE	W/L	SCORE	OPPONENT	ATT.
9/6	W	23-7	Phoenix	41,315
9/13	W	31-3	GREEN BAY	50,051
9/20	L	20-26	at Minnesota	48,113
9/27	W	27-23	at Detroit	51,374
10/4	L	14-24	INDIANAPOLIS	56,585
10/18	L	14-31	at Chicago	61,412
10/25	L	7-38	DETROIT	53,995
11/1	L	21-23	at New Orleans	68,591
11/8	L	7-35	MINNESOTA	49,095
11/15	W	20-17	CHICAGO	69,102
11/22	L	14-29	at San Diego	43,197
11/29	L	14-19	at Green Bay (Milw.)	52,347
12/6	L	27-31	L.A. RAMS	38,387
12/13	L	7-35	ATLANTA	39,056
12/19	L	14-21	at San Francisco	60,519
12/27	W	7-3	at Phoenix	29,645

	BUCS	OPP
TOTAL FIRST DOWNS	281	296
Rushing	100	100
Passing	165	175
Penalty	16	21
3rd Down: Made/Att.	78/210	92/212
4th Down: Made/Att.	8/21	7/12
POSSESSION AVG.	29:15	30:45
TOTAL NET YARDS	4,771	5,185
Avg. Per Game	298.2	324.1
Total Plays	994	985
Avg. Per Play	4.8	5.3
NET YARDS RUSHING	1,706	1,675
Avg. Per Game	106.6	104.7
Total Rushes	438	441
NET YARDS PASSING	3,065	3,510
Avg. Per Game	191.6	219.4
Sacked/Yards Lost	45/334	36/230
Gross Yards	3,399	3,740
Att./Completions	511/299	508/293
Completion Pct.	58.5	57.7
Had Intercepted	20	20
PUNTS/AVERAGE	74/40.7	64/41.3
NET PUNTING AVG.	36.2	36.3
PENALTIES/YARDS	92/754	74/563
FUMBLES/FUMBLES LOST	19/9	19/12
TOUCHDOWNS	33	43
Rushing	12	15
Passing	17	25
Returns	4	3

BY QUARTERS	1	2	3	4	OT	TOT
BUCCANEERS	60	107	31	69	0	267
OPPONENTS	88	70	112	95	0	365

SCORING	TD	R	P	RT	PAT	FG	S	PTS
Cobb	9	9	0	0	0/0	0/0	0	54
Willis	0	0	0	0	20/20	8/14	0	44
Murray	0	0	0	0	13/13	4/8	0	25
Carrier	4	0	4	0	0/0	0/0	0	24
Hall	4	0	4	0	0/0	0/0	0	24
BUCCANEERS	33	12	17	4	33/33	12/22	0	267
OPPONENTS	43	15	25	3	43/43	20/30	2	365

FIELD GOALS	1/19	20/29	30/39	40/49	50+	LONG
Willis	0/0	3/3	1/4	4/7	0/0	45
Murray	0/0	0/0	2/4	2/4	0/0	47
BUCCANEERS	0/0	3/3	3/8	6/11	0/0	47
OPPONENTS	1/1	6/6	8/11	4/8	1/4	50

PASSING	ATT.	CMP.	YDS.	CMP%	YDS/ATT
Testaverde	358	206	2,554	57.5	7.13
DeBerg	125	76	710	60.8	5.68
Erickson	26	15	121	57.7	4.65
BUCCANEERS	511	299	3,399	58.5	6.65
OPPONENTS	508	293	3,740	57.7	7.36

RUSHING	NO.	YDS.	AVG.	LONG	TD
Cobb	310	1,171	3.8	25	9
Testaverde	36	197	5.5	18	2
G. Anderson	55	194	3.5	18	1
McDowell	14	81	5.8	23	0
Jennings	5	25	5.0	10	0

BUCCANEERS	438	1,706	3.9	25	12
OPPONENTS	441	1,675	3.8	55t	15

RECEIVING	NO.	YDS.	AVG.	LONG	TD
Dawsey	60	776	12.9	41	1
Carrier	56	692	12.4	40	4
Hall	39	351	9.0	32	4
G. Anderson	34	284	8.4	34	0
McDowell	27	258	9.6	51t	2
BUCCANEERS	299	3,399	11.4	81t	17
OPPONENTS	293	3,740	12.8	83t	25

INTERCEPTIONS	NO.	YDS.	AVG.	LONG	TD
Fullington	3	25	8.3	16	0
Carter	3	1	0.3	1	0
Mack	3	0	0.0	0	0
Five tied with two					
BUCCANEERS	20	234	11.7	75	1
OPPONENTS	20	211	10.6	46	1

TACKLES	SOLO	ASST.	TOTAL
Carter	78	40	118
Williams	76	39	115
Thomas	62	51	113
Fullington	59	35	94
Dotson	57	14	71

SACKS		SPECIAL TEAM TACKLES	
Dotson	10.0	Brownlow	9
Fullington	5.0	King	9
McCants	5.0	Fullington	8
Seals	5.0	Burnette	7
Wheeler	5.0	Alexander	5

PUNTING	NO.	YDS.	AVG.	NET	TB	IN20	LG	BK
Stryzinski	74	3,015	40.7	36.2	11	15	57	0
BUCCANEERS	74	3,015	40.7	36.2	11	15	57	0
OPPONENTS	64	2,645	41.3	36.3	8	16	60	0

PUNT RETURNS	RET.	FC	YDS.	AVG.	LONG	TD
Hawkins	13	8	53	4.1	17	0
Drewrey	7	6	62	8.9	17	0
G. Anderson	6	1	45	7.5	13	0
BUCCANEERS	26	15	160	6.2	17	0
OPPONENTS	22	26	117	5.3	16	0

KICKOFF RETURNS	NO.	YDS.	AVG.	LONG	TD
G. Anderson	29	564	19.4	39	0
Hawkins	9	118	13.1	18	0
G. Thomas	3	72	24.0	37	0
Brooks	3	49	16.3	24	0
BUCCANEERS	50	881	17.6	39	0
OPPONENTS	49	1,236	25.2	89t	1

USUAL STARTING LINEUP OFFENSE:	DEFENSE:
WR 88 Mark Carrier	LE 98 Ray Seals
LT 74 Paul Gruber	NT 77 Mark Wheeler
LG 66 Bruce Reimers	UT 71 Santana Dotson
C 61 Tony Mayberry	RE 52 Keith McCants
RG 62 Ian Beckles	OLB 54 Jimmy Williams
RT 70 Charles McRae	ILB 55 Derrick Brownlow
TE 82 Ron Hall	OLB 51 Broderick Thomas
WR 80 Lawrence Dawsey	LCB 29 Ricky Reynolds
QB 14 Vinny Testaverde	RCB 21 Milton Mack
FB 37 Anthony McDowell	SS 23 Marty Carter
RB 34 Reggie Cobb	FS 27 Darrell Fullington

PASSING	ATT.	CMP.	YDS.	CMP%	YDS/ATT	TD	TD%	INT	INT%	LONG	SK/LOST	RTG
Testaverde	358	206	2,554	57.5	7.13	14	3.9	16	4.5	81t	35/259	74.2
DeBerg	125	76	710	60.8	5.68	3	2.4	4	3.2	28t	8/66	71.1
Erickson	26	15	121	57.7	4.65	0	0.0	0	0.0	24	2/9	69.6
BUCCANEERS	511	299	3,399	58.5	6.65	17	3.3	20	3.9	81t	45/334	73.3
OPPONENTS	508	293	3,740	57.7	7.36	25	4.9	20	3.9	83t	36/230	80.8

1993

RECORD: 5-11 HEAD COACH: SAM WYCHE

DATE	W/L	SCORE	OPPONENT	ATT.
9/5	L	3-27	KANSAS CITY	63,378
9/12	L	7-23	at N.Y. Giants	75,891
9/26	L	17-47	at Chicago	58,329
10/3	W	27-10	DETROIT	40,794
10/10	L	0-15	at Minnesota	53,562
10/24	L	14-37	GREEN BAY	47,354
10/31	W	31-24	at Atlanta	50,647
11/7	L	0-23	at Detroit	65,295
11/14	L	21-45	SAN FRANCISCO	43,835
11/21	W	23-10	MINNESOTA	40,848
11/28	L	10-13	at Green Bay	56,995
12/5	L	17-23	WASHINGTON	49,035
12/12	W	13-10	CHICAGO	56,667
12/19	L	20-27	at L.A. Raiders	40,532
12/26	W	17-10	at Denver	73,434
1/2	L	17-32	SAN DIEGO	35,587

	BUCS	OPP
TOTAL FIRST DOWNS	241	280
Rushing	80	109
Passing	141	152
Penalty	20	19
3rd Down: Made/Att.	74/213	85/224
4th Down: Made/Att.	3/12	5/16
POSSESSION AVG.	28:38	31:22
TOTAL NET YARDS	4,311	5,246
Avg. Per Game	269.4	327.9
Total Plays	949	1,011
Avg. Per Play	4.5	5.2
NET YARDS RUSHING	1,290	1,994
Avg. Per Game	80.6	124.6
Total Rushes	402	479
NET YARDS PASSING	3,021	3,252
Avg. Per Game	188.8	203.3
Sacked /Yards Lost	39/274	29/132
Gross Yards	3,295	3,384
Att./Completions	508/262	503/300
Completion Pct.	51.6	59.6
Had Intercepted	25	9
PUNTS/AVERAGE	94/40.1	76/43.3
NET PUNTING AVG.	35.3	36.3
PENALTIES/YARDS	89/765	126/913
FUMBLES/FUMBLES LOST	28/11	27/13
TOUCHDOWNS	27	40
Rushing	6	15
Passing	19	22
Returns	2	3

BY QUARTERS	1	2	3	4	OT	TOT
BUCCANEERS	19	74	89	55	0	237
OPPONENTS	72	133	75	96	0	376

SCORING	TD	R	P	RT	PAT	FG	S	PTS
Husted	0	0	0	0	27/27	16/22	0	75
Hawkins	5	0	5	0	0/0	0/0	0	30
Cobb	4	3	1	0	0/0	0/0	0	24
Copeland	4	0	4	0	0/0	0/0	0	24
Workman	4	2	2	0	0/0	0/0	0	24
BUCCANEERS	27	6	19	2	27/27	16/22	0	237
OPPONENTS	40	15	22	3	38/40	32/35	1	376

FIELD GOALS	1/19	20/29	30/39	40/49	50+	LONG
Husted	0/0	5/5	5/6	3/6	3/5	57
BUCCANEERS	0/0	5/5	5/6	3/6	3/5	57
OPPONENTS	0/0	9/9	10/10	9/10	4/6	55

PASSING	ATT.	CMP.	YDS.	CMP%	YDS/ATT	TD	TD%	INT	INT%	LONG	SK/LOST	RTG
Erickson	457	233	3,054	51.0	6.68	18	3.9	21	4.6	67t	35/236	66.4
DeBerg	39	23	186	59.0	4.77	1	2.6	3	7.7	24	3/27	47.6
Weldon	11	6	55	54.5	5.00	0	0.0	1	9.1	20	1/11	30.5
BUCCANEERS	508	262	3,295	51.6	6.49	19	3.7	25	4.9	67t	39/274	64.1
OPPONENTS	503	300	3,384	59.6	6.73	22	4.4	9	1.8	53t	29/132	86.9

RUSHING	NO.	YDS.	AVG.	LONG	TD
Cobb	221	658	3.0	16	3
Workman	78	284	3.6	21	2
Royster	33	115	3.5	19	1
Erickson	26	96	3.7	15	0
G. Anderson	28	56	2.0	13	0
BUCCANEERS	402	1,290	3.2	22	6
OPPONENTS	479	1,994	4.2	78t	15

RECEIVING	NO.	YDS.	AVG.	LONG	TD
Hawkins	62	933	15.0	67	5
Workman	54	411	7.6	42t	2
Copeland	30	633	21.1	67t	4
Hall	23	268	11.7	37t	1
C. Wilson	15	225	15.0	24	0
BUCCANEERS	262	3,295	12.6	67t	19
OPPONENTS	300	3,384	11.3	53t	22

INTERCEPTIONS	NO.	YDS.	AVG.	LONG	TD
King	3	29	9.7	28	0
Six tied with one					
BUCCANEERS	9	71	7.9	28	2
OPPONENTS	25	280	11.2	59t	1

TACKLES	SOLO	ASST.	TOTAL
Nickerson	124	90	214
Carter	94	36	130
Mayhew	48	28	76
Thomas	43	32	75
Dotson	41	22	63

SACKS	SPECIAL TEAM TACKLES			
Seals	8.5	Brownlow		11
Curry	5.0	Jones		10
Dotson	5.0	Buckley		7
Price	3.0	Bussey		6
Wheeler	2.0	Gray		6
Lee	2.0	Lynch		6
BUCCANEERS	20.0			
OPPONENTS	34.0			

PUNTING	NO.	YDS.	AVG.	NET	TB	IN20	LG	BK
Stryzinski	93	3,772	40.6	35.3	3	24	57	1
BUCCANEERS	94	3,772	40.1	35.3	3	24	57	1
OPPONENTS	76	3,290	43.3	36.3	11	20	64	0

PUNT RETURNS	RET.	FC	YDS.	AVG.	LONG	TD
G. Anderson	17	1	113	6.6	15	0
Hawkins	15	8	166	11.1	35	0
Claiborne	6	6	32	5.3	13	0
BUCCANEERS	38	15	311	8.2	35	0
OPPONENTS	53	23	394	7.4	54	0

KICKOFF RETURNS	NO.	YDS.	AVG.	LONG	TD
C. Wilson	23	454	19.7	42	0
G. Anderson	12	181	15.1	24	0
Royster	8	102	12.8	26	0
Turner	6	61	10.2	19	0
Workman	5	67	13.4	19	0
BUCCANEERS	58	922	15.9	42	0
OPPONENTS	28	499	17.8	46	0

USUAL STARTING LINEUP											
OFFENSE:						DEFENSE:					
WR	85	Courtney Hawkins	LE	98	Ray Seals	WR	85	Courtney Hawkins	LE	98	Ray Seals
LT	74	Paul Gruber	NT	77	Mark Wheeler	LT	74	Paul Gruber	NT	77	Mark Wheeler
LG	66	Bruce Reimers	UT	71	Santana Dotson	LG	66	Bruce Reimers	UT	71	Santana Dotson
C	61	Tony Mayberry	RE	75	Eric Curry	C	61	Tony Mayberry	RE	75	Eric Curry
RG	62	Ian Beckles	OLB	54	Jimmy Williams	RG	62	Ian Beckles	OLB	54	Jimmy Williams
RT	76	Scott Dill	ILB	56	Hardy Nickerson	RT	76	Scott Dill	ILB	56	Hardy Nickerson
TE	82	Ron Hall	DB	27	Barney Bussey	TE	82	Ron Hall	DB	27	Barney Bussey
WR	88	Horace Copeland	LCB	35	Martin Mayhew	WR	88	Horace Copeland	LCB	35	Martin Mayhew
QB	7	Craig Erickson	RCB	29	Ricky Reynolds	QB	7	Craig Erickson	RCB	29	Ricky Reynolds
FB	46	Vince Workman	SS	23	Marty Carter	FB	46	Vince Workman	SS	23	Marty Carter
RB	34	Reggie Cobb	FS	41	Joe King	RB	34	Reggie Cobb	FS	41	Joe King

DATE	W/L	SCORE	OPPONENT	ATT.
9/4	L	9-21	at Chicago	61,844
9/11	W	24-10	INDIANAPOLIS	36,631
9/18	L	7-9	NEW ORLEANS	45,522
9/25	L	3-30	at Green Bay	58,551
10/2	W	24-14	DETROIT	38,012
10/9	L	13-34	at Atlanta	52,633
10/23	L	16-41	at San Francisco	62,741
10/30	L	13-36	MINNESOTA	42,110
11/6	L	6-20	CHICAGO	60,821
11/13	L	9-14	at Detroit	50,814
11/20	L	21-22	at Seattle	37,466
11/27	W	20-17 (ot)	at Minnesota	47,259
12/4	W	26-21	WASHINGTON	45,121
12/11	W	24-14	L.A. RAMS	34,150
12/18	W	17-14	at Washington	47,315
12/24	L	19-34	GREEN BAY	65,076

	BUCS	OPP
TOTAL FIRST DOWNS	276	298
Rushing	104	100
Passing	149	179
Penalty	23	19
3rd Down: Made/Att.	73/199	94/214
4th Down: Made/Att.	6/15	4/12
POSSESSION AVG.	29:55	30:05
TOTAL NET YARDS	4,754	5,336
Avg. Per Game	297.1	333.5
Total Plays	951	986
Avg. Per Play	5.0	5.4
NET YARDS RUSHING	1,489	1,964
Avg. Per Game	93.1	122.8
Total Rushes	430	468
NET YARDS PASSING	3,265	3,372
Avg. Per Game	204.1	210.8
Sacked/Yards Lost	30/171	20/114
Gross Yards	3,436	3,486
Att./Completions	491/271	498/303
Completion Pct.	55.2	60.8
Had Intercepted	16	9
PUNTS/AVERAGE	74/38.6	68/42.7
NET PUNTING AVG.	35.5	34.6
PENALTIES/YARDS	93/805	94/690
FUMBLES/FUMBLES LOST	18/7	21/12
TOUCHDOWNS	26	40
Rushing	8	13
Passing	17	25
Returns	1	2

BY QUARTERS	1	2	3	4	OT	TOT
BUCCANEERS	30	94	35	89	3	251
OPPONENTS	75	142	74	60	0	351

SCORING	TD	R	P	RT	PAT	FG	S	PTS
Husted	0	0	0	0	20/20	23/35	0	89
Rhett	7	7	0	0	0/0	0/0	0	44
C. Wilson	6	0	6	0	0/0	0/0	0	36
Hawkins	5	0	5	0	0/0	0/0	0	30
J. Harris	3	0	3	0	0/0	0/0	0	20
BUCCANEERS	26	8	17	1	20/20	23/35	0	251
OPPONENTS	40	13	25	2	38/38	23/26	0	351

FIELD GOALS	1/19	20/29	30/39	40/49	50+	LONG
Husted	0/0	8/8	10/12	4/10	1/5	53
BUCCANEERS	0/0	8/8	10/12	4/10	1/5	53
OPPONENTS	2/2	10/11	7/7	3/5	1/1	51

RUSHING	NO.	YDS.	AVG.	LONG	TD
Rhett	284	1,011	3.6	27	7
Workman	79	291	3.7	18	0
Erickson	26	68	2.6	17	1
McDowell	21	58	2.8	8	0
Dilfer	2	27	13.5	15	0
BUCCANEERS	430	1,489	3.5	27	8
OPPONENTS	468	1,964	4.2	85	13

PASSING	ATT.	CMP.	YDS.	CMP%	YDS/ATT
Erickson	399	225	2,919	56.4	7.32
Dilfer	82	38	433	46.3	5.28
Weldon	9	7	63	77.8	7.00
Stryzinski	1	1	21	100.0	21.00
BUCCANEERS	491	271	3,436	55.2	7.00
OPPONENTS	498	303	3,486	60.8	7.00

RECEIVING	NO.	YDS.	AVG.	LONG	TD
Dawsey	46	673	14.6	46	1
Hawkins	37	438	11.8	32	5
C. Wilson	31	652	21.0	71t	6
McDowell	29	193	6.7	19	1
J. Harris	26	337	13.0	48t	3
BUCCANEERS	271	3,436	12.7	71t	17
OPPONENTS	303	3,486	11.5	81t	25

INTERCEPTIONS	NO.	YDS.	AVG.	LONG	TD
Nickerson	2	9	4.5	10	0
Mayhew	2	4	2.0	4	0

Five tied with one

BUCCANEERS	9	77	8.6	38	0
OPPONENTS	16	323	20.2	92t	2

TACKLES	SOLO	ASST.	TOTAL
Nickerson	86	36	122
Carter	74	19	93
Bussey	53	19	72
Mayhew	58	11	69
Everett	53	12	65

SACKS		SPECIAL TEAM TACKLES	
Culpepper	4.0	Buckley	9
Curry	3.0	Lynch	8
Dotson	3.0	J. Brady	7
Wheeler	3.0	Bussey	7
K. Wilson	2.5	Marts	7

BUCCANEERS	20.0
OPPONENTS	30.0

PUNTING	NO.	YDS.	AVG.	NET	TB	IN20	LG	BK
Stryzinski	72	2,800	38.9	35.9	6	20	53	0
Husted	2	53	26.5	22.0	0	2	32	0

BUCCANEERS	74	2,853	38.6	35.5	6	22	53	0
OPPONENTS	68	2,902	42.7	34.6	15	18	65	1

PUNT RETURNS	RET.	FC	YDS.	AVG.	LONG	TD
Turner	21	4	218	10.4	80t	1
Hawkins	5	2	28	5.6	9	0
Everett	2	2	2	1.0	1	0

BUCCANEERS	28	8	248	8.9	80t	1
OPPONENTS	19	42	103	5.4	40	0

KICKOFF RETURNS	NO.	YDS.	AVG.	LONG	TD
Turner	43	886	20.6	77	0
C. Wilson	10	251	25.1	41	0
Buckley	8	177	22.1	35	0
R. Green	2	33	16.5	18	0
Culpepper	2	30	15.0	18	0
Moore	2	27	13.5	16	0

BUCCANEERS	70	1,422	20.3	77	0
OPPONENTS	44	941	21.4	57	0

USUAL STARTING LINEUP

OFFENSE:	DEFENSE:
WR 85 Courtney Hawkins	LE 72 Chidi Ahanotu
LT 74 Paul Gruber	NT 73 Brad Culpepper
LG 70 Charles McRae	UT 71 Santana Dotson
C 61 Tony Mayberry	RE 75 Eric Curry
RG 62 Ian Beckles	OLB 55 Lonnie Marts
RT 76 Scott Dill	ILB 56 Hardy Nickerson
TE 81 Jackie Harris	OLB 27 Barney Bussey
86 Tyji Armstrong	LCB 35 Martin Mayhew
WR 84 Charles Wilson	RCB 39 Charles Dimry
QB 7 Craig Erickson	SS 23 Marty Carter
FB 33 Anthony McDowell	FS 22 Thomas Everett
RB 32 Errict Rhett	
46 Vince Workman	

PASSING	ATT.	CMP.	YDS.	CMP%	YDS/ATT	TD	TD%	INT	INT%	LONG	SK/LOST	RTG
Erickson	399	225	2,919	56.4	7.32	16	4.0	10	2.5	71t	22/129	82.5
Dilfer	82	38	433	46.3	5.28	1	1.2	6	7.3	42	8/42	36.3
Weldon	9	7	63	77.8	7.00	0	0.0	0	0.0	27	0/0	95.8
Stryzinski	1	1	21	100.0	21.00	0	0.0	0	0.0	21	0/0	118.8
BUCCANEERS	491	271	3,436	55.2	7.00	17	3.5	16	3.3	71t	30/171	75.2
OPPONENTS	498	303	3,486	60.8	7.00	25	5.0	9	1.8	81t	20/114	91.2

1995

RECORD: 7-9 HEAD COACH: SAM WYCHE

DATE	W/L	SCORE	OPPONENT	ATT.
9/3	W	21-6	at Philadelphia	66,266
9/10	L	6-22	at Cleveland	61,083
9/17	L	6-25	CHICAGO	71,507
9/24	W	14-6	WASHINGTON	49,234
10/1	W	20-13	at Carolina	50,076
10/8	W	19-16	CINCINNATI	41,732
10/15	W	20-17 (ot)	MINNESOTA	55,703
10/22	L	21-24	ATLANTA	66,135
10/29	L	7-19	at Houston	31,489
11/12	L	24-27	at Detroit	60,644
11/19	W	17-16	JACKSONVILLE	71,629
11/26	L	13-35	at Green Bay	59,218
12/3	L	17-31	at Minnesota	52,879
12/10	W	13-10 (ot)	GREEN BAY	67,557
12/17	L	10-31	at Chicago	49,475
12/23	L	10-37	DETROIT	50,049

	BUCS	OPP
TOTAL FIRST DOWNS	283	336
Rushing	101	104
Passing	159	202
Penalty	23	30
3rd Down: Made/Att.	68/195	93/211
4th Down: Made/Att.	7/13	4/7
POSSESSION AVG.	28:35	31:25
TOTAL NET YARDS	4,542	5,712
Avg. Per Game	283.9	357.0
Total Plays	961	1031
Avg. Per Play	4.7	5.5
NET YARDS RUSHING	1,587	1,754
Avg. Per Game	99.2	109.6
Total Rushes	398	449
NET YARDS PASSING	2,955	3,958
Avg. Per Game	184.7	247.4
Sacked/Yards Lost	56/386	25/140
Gross Yards	3,341	4,098
Att./Completions	507/267	557/346
Completion Pct.	52.7	62.1
Had Intercepted	20	14
PUNTS/AVERAGE	78/42.3	59/40.0
NET PUNTING AVG.	36.2	32.3
PENALTIES/YARDS	113/882	87/698
FUMBLES/FUMBLES LOST	25/14	26/16
TOUCHDOWNS	26	35
Rushing	19	14
Passing	5	19
Returns	2	2

BY QUARTERS	1	2	3	4	OT	TOT
BUCCANEERS	48	77	36	71	6	238
OPPONENTS	73	106	69	87	0	335

SCORING	TD	R	P	RT	PAT	2-PT.	FG	S	PTS
Husted	0	0	0	0	25/25	0	19/26	0	82
Rhett	11	11	0	0	0/0	0	0/0	0	66
Ellison	5	5	0	0	0/0	0	0/0	0	30
Dilfer	2	2	0	0	0/0	0	0/0	0	12
Copeland	2	0	2	0	0/0	0	0/0	0	12
Harper	2	0	2	0	0/0	0	0/0	0	12

BUCCANEERS	26	19	5	2	25/25	0/1	19/26	0	238
OPPONENTS	35	14	19	2	30/31	1/4	31/40	0	335

FIELD GOALS	1/19	20/29	30/39	40/49	50+	LONG
Husted	1/1	5/6	5/7	5/9	3/3	53
BUCCANEERS	1/1	5/6	5/7	5/9	3/3	53
OPPONENTS	2/2	12/13	7/8	8/12	2/5	51

RUSHING	NO.	YDS.	AVG.	LONG	TD
Rhett	332	1,207	3.6	21	11
Ellison	26	218	8.4	75	5
Dilfer	23	115	5.0	21t	2
Edmonds	5	28	5.6	9	0
Hawkins	4	5	1.3	11	0

BUCCANEERS	398	1,587	4.0	75	19
OPPONENTS	449	1,754	3.9	66t	14

RECEIVING	NO.	YDS.	AVG.	LONG	TD
Harris	62	751	12.1	33	1
Harper	46	633	13.8	49	2
Hawkins	41	493	12.0	47	0
Copeland	35	605	17.3	64t	2
Dawsey	30	372	12.4	26	0

BUCCANEERS	267	3,341	12.5	64t	5
OPPONENTS	346	4,098	11.8	91t	19

INTERCEPTIONS	NO.	YDS.	AVG.	LONG	TD
Mayhew	5	81	16.2	40	0
Lynch	3	3	1.0	3	0
Six tied with one					

BUCCANEERS	14	137	9.8	40	1
OPPONENTS	20	204	10.2	32	0

TACKLES	SOLO	ASST.	TOTAL
Nickerson	89	54	143
Brooks	60	19	79
Dimry	63	14	77
Mayhew	58	17	75
Marts	48	21	69

SACKS	SPECIAL TEAM TACKLES		
Dotson	5.0	DuBose	12
Culpepper	4.0	Gant	11
Ahanotu	3.0	Rouse	9
Sapp	3.0	Johnson	8
Curry	2.0	Buckley	8
McIntosh	2.0		

BUCCANEERS	25.0		
OPPONENTS	56.0		

PUNTING	NO.	YDS.	AVG.	NET	TB	IN20	LG	BK
Roby	77	3,296	42.8	36.2	7	23	61	1
BUCCANEERS	78	3,296	42.3	36.2	7	23	61	1
OPPONENTS	59	2,358	40.0	32.3	8	12	61	2

PUNT RETURNS	RET.	FC	YDS.	AVG.	LONG	TD
Edmonds	29	10	293	10.1	45	0
BUCCANEERS	29	10	293	10.1	45	0
OPPONENTS	41	11	335	8.2	38	0

KICKOFF RETURNS	NO.	YDS.	AVG.	LONG	TD
Edmonds	58	1,147	19.8	44	0
Ellison	15	261	17.4	33	0
Buckley	2	29	14.5	18	0
Armstrong	1	6	6.0	6	0
BUCCANEERS	76	1,443	19.0	44	0
OPPONENTS	46	856	18.6	37	0

USUAL STARTING LINEUP				DEFENSE:			
OFFENSE:							
WR	82	Alvin Harper	LE	72	Chidi Ahanotu		
LT	74	Paul Gruber	NT	77	Mark Wheeler		
LG	60	Jim Pyne	UT	71	Santana Dotson		
C	61	Tony Mayberry		99	Warren Sapp		
RG	62	Ian Beckles	RE	75	Eric Curry		
RT	76	Scott Dill	LLB	51	Lonnie Marts		
TE	81	Jackie Harris	ILB	56	Hardy Nickerson		
WR	80	Lawrence Dawsey	RLB	55	Derrick Brooks		
QB	12	Trent Dilfer	LCB	35	Martin Mayhew		
FB	83	Dave Moore	RCB	39	Charles Dimry		
RB	32	Erict Rhett	SS	47	John Lynch		
				27	Barney Bussey		
				FS	Thomas Everett		

PASSING	ATT.	CMP.	YDS.	CMP%	YDS/ATT	TD	TD%	INT	INT%	LONG	SK/LOST	RTG
Dilfer	415	224	2,774	54.0	6.68	4	1.0	18	4.3	64t	47/331	60.1
Weldon	91	42	519	46.2	5.70	1	1.1	2	2.2	40	9/55	58.8
Roby	1	1	48	100.0	48.00	0	0.0	0	0.0	48	0/0	118.8
BUCCANEERS	507	267	3,341	52.7	6.59	5	1.0	20	3.9	64t	56/386	60.3
OPPONENTS	557	346	4,098	62.1	7.36	19	3.4	14	2.5	91t	25/140	85.4

DATE	W/L	SCORE	OPPONENT	ATT.
9/1	L	3-34	GREEN BAY	54,102
9/8	L	6-21	at Detroit	54,229
9/15	L	23-27	at Denver	71,535
9/22	L	13-17	SEATTLE	30,212
9/29	L	0-27	DETROIT	34,961
10/13	W	24-13	MINNESOTA	32,175
10/20	L	9-13	at Arizona	27,738
10/27	L	7-13	at Green Bay	60,627
11/3	L	10-13	at Chicago	58,727
11/10	W	20-17 (ot)	OAKLAND	45,392
11/17	W	25-17	at San Diego	57,526
11/24	W	13-7	NEW ORLEANS	40,203
12/1	L	0-24	at Carolina	57,623
12/8	W	24-10	WASHINGTON	44,733
12/15	L	10-21	at Minnesota	49,302
12/22	W	34-19	CHICAGO	51,572

	BUCS	OPP
TOTAL FIRST DOWNS	260	296
Rushing	90	114
Passing	152	156
Penalty	18	26
3rd Down: Made/Att.	89/225	87/214
4th Down: Made/Att.	9/24	10/13
POSSESSION AVG.	30:58	29:02
TOTAL NET YARDS	4,316	4,814
Avg. Per Game	269.8	300.9
Total Plays	996	976
Avg. Per Play	4.3	4.9
NET YARDS RUSHING	1,589	1,889
Avg. Per Game	99.3	118.1
Total Rushes	472	438
NET YARDS PASSING	2,727	2,925
Avg. Per Game	170.4	182.8
Sacked/Yards Lost	30/217	35/207
Gross Yards	2,944	3,132
Att./Completions	494/274	503/311
Completion Pct.	55.5	61.8
Had Intercepted	20	17
PUNTS/AVERAGE	71/42.5	74/43.4
NET PUNTING AVG.	37.8	33.1
PENALTIES/YARDS	95/787	101/810
FUMBLES/FUMBLES LOST	28/14	31/12
TOUCHDOWNS	21	34
Rushing	8	13
Passing	12	17
Returns	1	4

BY QUARTERS	1	2	3	4	OT	TOT
BUCCANEERS	46	76	38	58	3	221
OPPONENTS	64	91	71	67	0	293

SCORING	TD	R	P	RT	PAT	2-PT.	FG	S	PTS
Husted	0	0	0	0	18/19	0	25/32	0	93
Alstott	6	3	3	0	0/0	0	0/0	0	36
Rhett	4	3	1	0	0/0	0	0/0	0	24
Moore	3	0	3	0	0/0	0	0/0	0	18
R. Brooks	2	2	0	0	0/0	0	0/0	0	12
Thomas	2	0	2	0	0/0	0	0/0	0	12

BUCCANEERS	21	8	12	1	18/19	1/2	25/32	0	221
OPPONENTS	34	13	17	4	32/32	0/2	19/27	0	293

FIELD GOALS	1/19	20/29	30/39	40/49	50+	LONG
Husted	2/2	7/8	8/11	7/8	1/3	50

BUCCANEERS	2/2	7/8	8/11	7/8	1/3	50
OPPONENTS	0/0	9/10	4/5	6/11	0/1	48

RUSHING	NO.	YDS.	AVG.	LONG	TD
Rhett	176	539	3.1	35	3
Alstott	96	377	3.9	39	3
R. Brooks	112	368	3.3	56	2
Dilfer	32	124	3.9	19	0
Ellison	35	106	3.0	13	0
BUCCANEERS	472	1,589	3.4	56	8
OPPONENTS	438	1,889	4.3	57	13

PASSING	ATT.	CMP.	YDS.	CMP%	YDS/ATT
Dilfer	482	267	2,859	55.4	5.93
Weldon	9	5	76	55.6	8.44
Milanovich	3	2	9	66.7	3.00
BUCCANEERS	494	274	2,944	55.5	5.96
OPPONENTS	503	311	3,132	61.8	6.23

RECEIVING	NO.	YDS.	AVG.	LONG	TD
Alstott	65	557	8.6	29	3
Hawkins	46	544	11.8	45	1
Thomas	33	427	12.9	31t	2
Harris	30	349	11.6	36	1
Moore	27	237	8.8	23	3

BUCCANEERS	274	2,944	10.7	45	12
OPPONENTS	311	3,132	10.1	63t	17

INTERCEPTIONS	NO.	YDS.	AVG.	LONG	TD
Abraham	5	27	5.4	21	0
Lynch	3	26	8.7	25	0
Johnson	2	24	12.0	24	0
Nickerson	2	24	12.0	17	0
Dimry	2	1	0.5	1	0

BUCCANEERS	17	139	8.2	26	0
OPPONENTS	20	326	16.3	98t	3

TACKLES	SOLO	ASST.	TOTAL
D. Brooks	92	41	133
Nickerson	76	44	120
Lynch	74	29	103
Johnson	61	19	80
Mayhew	61	16	77

SACKS		SPECIAL TEAM TACKLES	
Sapp	9.0	Legette	19
Marts	7.0	Bouie	15
Ahanotu	5.5	Gant	11
Upshaw	4.0	Gooch	8
Nickerson	3.0	L. Jones	8

BUCCANEERS	35.0
OPPONENTS	30.0

PUNTING	NO.	YDS.	AVG.	NET	TB	IN20	LG	BK
Barnhardt	70	3,015	43.1	37.8	4	24	62	1
BUCCANEERS	70	3,015	42.5	37.8	4	24	62	1
OPPONENTS	74	3,210	43.4	33.1	14	14	63	0

PUNT RETURNS	RET.	FC	YDS.	AVG.	LONG	TD
Williams	13	2	274	21.1	88t	1
Silvan	14	5	113	8.1	17	0
Marshall	13	1	95	7.3	29	0
Hawkins	1	1	-1	-1.0	-1	0

BUCCANEERS	41	9	481	11.7	88t	1
OPPONENTS	38	22	248	6.5	22	0

KICKOFF RETURNS	NO.	YDS.	AVG.	LONG	TD
Silvan	28	626	22.4	54	0
Williams	14	383	27.4	63	0
Marshall	12	264	22.0	37	0
Alstott	1	14	14.0	14	0
Ellison	0	0	0.0	0	0

BUCCANEERS	55	1,287	23.4	63	0
OPPONENTS	51	972	19.1	35	0

USUAL STARTING LINEUP	DEFENSE:
WR 84 Robb Thomas	LE 72 Chidi Ahanotu
LT 74 Paul Gruber	NT 77 Brad Culpepper
LG 60 Jim Pyne	UT 99 Warren Sapp
C 61 Tony Mayberry	RE 91 Regan Upshaw
RG 62 Ian Beckles	LLB 51 Lonnie Marts
RT 79 Doug Riesenberrg	ILB 56 Hardy Nickerson
TE 81 Jackie Harris	RLB 55 Derrick Brooks
WR 85 Courtney Hawkins	LCB 35 Martin Mayhew
QB 12 Trent Diller	RCB 21 Donnie Abraham
FB 40 Mike Alstott	SS 47 John Lynch
RB 32 Errict Rhett	FS 25 Melvin Johnson

PASSING	ATT.	CMP.	YDS.	CMP%	YDS/ATT	TD	TD%	INT	INT%	LONG	SK/LOST	RTG
Dilfer	482	267	2,859	55.4	5.93	12	2.5	19	3.9	45	28/207	64.8
Weldon	9	5	76	55.6	8.44	0	0.0	1	11.1	42	2/10	44.0
Milanovich	3	2	9	66.7	3.00	0	0.0	0	0.0	8	0/0	70.1
BUCCANEERS	494	274	2,944	55.5	5.96	12	2.5	20	4.0	45	30/217	64.4
OPPONENTS	503	311	3,132	61.8	6.23	17	3.4	17	3.4	63t	35/207	76.7

1997

RECORD: 10-6 HEAD COACH: TONY DUNGY

DATE	W/L	SCORE	OPPONENT	ATT.
8/31	W	13-6	SAN FRANCISCO	62,554
9/7	W	24-17	at Detroit	58,234
9/14	W	28-14	at Minnesota	63,697
9/21	W	31-21	MIAMI	73,314
9/28	W	19-18	ARIZONA	53,804
10/5	L	16-21	at Green Bay	60,100
10/12	L	9-27	DETROIT	72,095
10/26	L	6-10	MINNESOTA	66,815
11/2	W	31-28	at Indianapolis	58,512
11/9	W	31-10	at Atlanta	46,018
11/16	W	27-7	NEW ENGLAND	70,479
11/23	L	7-13	at Chicago	43,955
11/30	W	20-8	at New York Giants	68,678
12/7	L	6-17	GREEN BAY	73,523
12/14	L	0-31	at New York Jets	60,122
12/21	W	31-15	CHICAGO	70,930

PLAYOFFS

12/28	W	20-10	DETROIT	(73,361)
1/4	L	7-21	at Green Bay	(60,327)

	BUCS	OPP
TOTAL FIRST DOWNS	249	265
Rushing	88	96
Passing	134	155
Penalty	27	14
3rd Down: Made/Att.	79/204	75/220
4th Down: Made/Att.	5/14	11/17
POSSESSION AVG.	29:22	30:38
TOTAL NET YARDS	4,376	4,628
Avg. Per Game	273.5	289.3
Total Plays	915	981
Avg. Per Play	4.8	4.7
NET YARDS RUSHING	1,934	1,617
Avg. Per Game	120.9	101.1
Total Rushes	479	420
NET YARDS PASSING	2,442	3,011
Avg. Per Game	152.6	188.2
Sacked /Yards Lost	32/196	44/331
Gross Yards	2,638	3,342
Att./Completions	404/224	518/325
Completion Pct.	55.4	62.7
Had Intercepted	12	13
PUNTS/AVERAGE	84/42.6	88/41.6
NET PUNTING AVG.	35.4	31.7
PENALTIES/YARDS	77/660	93/814
FUMBLES/FUMBLES LOST	31/11	21/12
TOUCHDOWNS	38	29
Rushing	15	10
Passing	21	13
Returns	2	6

BY QUARTERS	1	2	3	4	OT	TOT
BUCCANEERS	73	78	65	83	0	299
OPPONENTS	36	85	76	66	0	263

SCORING	TD	R	P	RT	PAT	2-PT.	FG	S	PTS
Husted	0	0	0	0	32/35	0	13/17	0	71
Alstott	10	7	3	0	0/0	0	0/0	0	60
Dunn	7	4	3	0	0/0	0	0/0	0	42
Williams	5	0	4	1	0/0	0	0/0	0	30
Anthony	4	0	4	0	0/0	0	0/0	0	24
Moore	4	0	4	0	0/0	0	0/0	0	24
BUCCANEERS	38	15	21	2	32/35	0/3	13/17	0	299
OPPONENTS	29	10	13	6	25/25	4/4	18/29	1	263

FIELD GOALS	1/19	20/29	30/39	40/49	50+	LONG
Husted	0/0	5/5	2/3	5/6	1/3	54
BUCCANEERS	0/0	5/5	2/3	5/6	1/3	54
OPPONENTS	0/0	5/5	9/13	4/10	0/1	48

PASSING	ATT.	CMP.	YDS.	CMP%	YDS/ATT
Dilfer	386	217	2,555	56.2	6.62
Walsh	17	6	58	35.3	3.41
Barnhardt	1	1	25	100.0	25.00
BUCCANEERS	404	224	2,638	55.4	6.53
OPPONENTS	518	325	3,342	62.7	6.45

RUSHING	NO.	YDS.	AVG.	LONG	TD
Dunn	224	978	4.4	76	4
Alstott	176	665	3.8	47t	7
Dilfer	33	99	3.0	17	1
Rhett	31	96	3.1	21	3
Anthony	5	84	16.8	26	0
BUCCANEERS	479	1,934	4.0	76	15
OPPONENTS	420	1,617	3.9	82t	10

RECEIVING	NO.	YDS.	AVG.	LONG	TD
Dunn	39	462	11.8	59t	3
Anthony	35	448	12.8	38t	4
Williams	33	486	14.7	55	4
Copeland	33	431	13.1	49	1
Alstott	23	178	7.7	26	3
BUCCANEERS	224	2,638	11.8	59t	21
OPPONENTS	325	3,342	10.3	79	13

INTERCEPTIONS	NO.	YDS.	AVG.	LONG	TD
Abraham	5	16	3.2	16	0
Lynch	2	28	14.0	28	0
Brooks	2	13	6.5	13	0

Four tied with one

BUCCANEERS	NO.	YDS.	AVG.	LONG	TD
OPPONENTS	13	95	7.3	14	0
	12	370	30.8	77t	4

TACKLES	SOLO	ASST.	TOTAL
Nickerson	108	86	194
Brooks	118	64	182
Lynch	75	79	154
Culpepper	42	38	80
Parker	46	29	75

SACKS		SPECIAL TEAM TACKLES	
Sapp	10.5	Quarles	16
Ahanotu	10.0	Legette	14
Culpepper	8.5	Bouie	11
Upshaw	7.5	Gooch	10
Jackson	2.5	Johnson	9

BUCCANEERS	NO.	YDS.	AVG.	NET	TB	IN20	LG	BK
OPPONENTS	44.0	32.0						

PUNTING	NO.	YDS.	AVG.	NET	TB	IN20	LG	BK
Landeta	54	2,274	42.1	34.1	6	15	74	1
Barnhardt	29	1,304	45.0	39.1	3	12	61	0
BUCCANEERS	84	3,578	42.6	35.4	9	27	74	1
OPPONENTS	88	3,661	41.6	31.7	8	20	65	2

PUNT RETURNS	RET.	FC	YDS.	AVG.	LONG	TD
Williams	46	12	597	13.0	63	1
Dunn	5	0	48	9.6	25	0
BUCCANEERS	51	12	645	12.6	63	1
OPPONENTS	42	16	388	9.2	57	0

KICKOFF RETURNS	NO.	YDS.	AVG.	LONG	TD
Anthony	25	592	23.7	51	0
Williams	15	277	18.5	28	0
Dunn	6	129	21.5	30	0
Ellison	2	61	30.5	49	0
Rhett	1	16	16.0	16	0
Alstott	1	0	0.0	0	0
White	1	0	0.0	0	0
BUCCANEERS	51	1,075	21.1	51	0
OPPONENTS	44	957	21.8	101t	1

USUAL STARTING LINEUP

OFFENSE:	DEFENSE:
WR 85 Reidel Anthony	LE 72 Chidi Ahanotu
LT 74 Paul Gruber	NT 77 Brad Culpepper
LG 60 Jim Pyne	UT 99 Warren Sapp
C 61 Tony Mayberry	RE 91 Regan Upshaw
RG 64 Jorge Diaz	SLB 59 Rufus Porter
RT 70 Jason Odom	ILB 56 Hardy Nickerson
TE 81 Jackie Harris	WLB 55 Derrick Brooks
WR 88 Horace Copeland	LCB 21 Donnie Abraham
QB 12 Trent Dilfer	RCB 27 Anthony Parker
FB 40 Mike Alstott	SS 47 John Lynch
RB 28 Warrick Dunn	FS 22 Charles Mincy

PASSING	ATT.	CMP.	YDS.	CMP%	YDS/ATT	TD	TD%	INT	INT%	LONG	SK/LOST	RTG
Dilfer	386	217	2,555	56.2	6.62	21	5.4	11	2.8	59t	32/196	82.8
Walsh	17	6	58	35.3	3.41	0	0.0	1	5.9	38	0/0	21.2
Barnhardt	1	1	25	100.0	25.00	0	0.0	0	0.0	25	0/0	118.8
BUCCANEERS	404	224	2,638	55.4	6.53	21	5.2	12	3.0	59t	32/196	80.4
OPPONENTS	518	325	3,342	62.7	6.45	13	2.5	13	2.5	79	44/331	79.2

DATE	W/L	SCORE	OPPONENT	ATT.
9/6	L	7-31	at Minnesota	62,538
9/13	L	15-23	at Green Bay	60,124
9/20	W	27-15	CHICAGO	64,328
9/28	L	6-27	at Detroit	74,724
10/4	W	20-3	N.Y. GIANTS	64,989
10/18	W	16-13	CAROLINA	63,600
10/25	L	3-9	at New Orleans	52,695
11/1	W	27-24	MINNESOTA	64,979
11/8	L	22-31	TENNESSEE	65,054
11/15	L	24-29	at Jacksonville	72,974
11/22	L	25-28	DETROIT	64,265
11/29	W	31-17	at Chicago	51,938
12/7	W	24-22	GREEN BAY	65,497
12/13	W	16-3	PITTSBURGH	65,335
12/19	L	16-20	at Washington	66,309
12/27	W	35-0	at Cincinnati	49,826

	BUCS	OPP
TOTAL FIRST DOWNS	262	244
Rushing	111	75
Passing	139	148
Penalty	12	21
3rd Down: Made/Att.	93/230	64/202
4th Down: Made/Att.	6/14	3/14
POSSESSION AVG.	31:58	28:02
TOTAL NET YARDS	4,754	4,345
Avg. Per Game	297.1	271.6
Total Plays	1000	925
Avg. Per Play	4.8	4.7
NET YARDS RUSHING	2,148	1,583
Avg. Per Game	134.3	98.9
Total Rushes	523	415
NET YARDS PASSING	2,606	2,762
Avg. Per Game	162.9	172.6
Sacked/Yards Lost	28/181	37/252
Gross Yards	2,787	3,014
Att./Completions	449/234	473/274
Completion Pct.	52.1	57.9
Had Intercepted	18	12
PUNTS/AVERAGE	81/41.2	87/42.0
NET PUNTING AVG.	35.3	34.4
PENALTIES/YARDS	99/840	88/669
FUMBLES/FUMBLES LOST	23/13	28/14
TOUCHDOWNS	36	31
Rushing	12	12
Passing	21	15
Returns	3	4

BY QUARTERS	1	2	3	4	OT	TOT
BUCCANEERS	61	101	49	103	0	314
OPPONENTS	78	71	57	89	0	295

SCORING	TD	R	P	RT	PAT	2-PT.	FG	S	PTS
Husted	0	0	0	0	29-30	0	21-28	0	92
Alstott	9	8	1	0	0-0	0	0-0	0	54
Anthony	7	0	7	0	0-0	1	0-0	0	44
Moore	4	0	4	0	0-0	0	0-0	0	24
Green	3	0	2	1	0-0	0	0-0	0	18
Dilfer	2	2	0	0	0-0	0	0-0	0	12
Dunn	2	2	0	0	0-0	0	0-0	0	12
Emanuel	2	0	2	0	0-0	0	0-0	0	12
BUCCANEERS	36	12	21	3	29-30	3-6	21-28	0	314
OPPONENTS	31	12	15	4	29-29	0-2	26-30	1	295

FIELD GOALS	1/19	20/29	30/39	40/49	50+	LONG
Husted	0-1	7-7	8-12	5-7	1-1	52
BUCCANEERS	0-1	7-7	8-12	5-7	1-1	52
OPPONENTS	0-0	10-11	8-8	5-8	3-3	53

PASSING	ATT.	CMP.	YDS.	CMP%	YDS/ATT
Dilfer	429	225	2,729	52.4	6.36
Walsh	19	9	58	47.4	3.05
Alstott	1	0	0	0.0	0.00
BUCCANEERS	449	234	2,787	52.1	6.21
OPPONENTS	473	274	3,014	57.9	6.37

RUSHING	NO.	YDS.	AVG.	LONG	TD
Dunn	245	1,026	4.2	50	2
Alstott	215	846	3.9	37	8
Dilfer	40	141	3.5	17	2
Anthony	4	43	10.8	32	0

BUCCANEERS	NO.	YDS.	AVG.	LONG	TD
OPPONENTS	523	2,148	4.1	50	12
	415	1,583	3.8	71	12

RECEIVING	NO.	YDS.	AVG.	LONG	TD
Anthony	51	708	13.9	59t	7
Dunn	44	344	7.8	38t	4
Emanuel	41	636	15.5	55	4
Moore	24	255	10.6	49	1
Alstott	22	152	6.9	26	3

BUCCANEERS	NO.	YDS.	AVG.	LONG	TD
OPPONENTS	234	2,787	11.9	79t	21
	274	3,014	11.0	61	15

INTERCEPTIONS	NO.	YDS.	AVG.	LONG	TD
Mincy	4	58	14.5	22t	1
Barber	2	67	33.5	56	0
Lynch	2	29	14.5	17	0
Four tied with	1				

BUCCANEERS	NO.	YDS.	AVG.	LONG	TD
OPPONENTS	12	212	17.7	56	1
	18	192	10.7	38	2

TACKLES	SOLO	ASST.	TOTAL
Brooks	134	55	189
Lynch	55	52	107
Mincy	51	44	95
Nickerson	50	44	94
Culpepper	38	43	81

SACKS		SPECIAL TEAM TACKLES	
Culpepper	9.0	Quarles	20
Sapp	7.0	Ellison	16
Upshaw	7.0	Barber	12
Barber	3.0	Bouie	10
Jackson	3.0	Gooch	9

BUCCANEERS	NO.	YDS.	AVG.	LONG	TD
Opponents	37.0				
	28.0				

PUNTING	NO.	YDS.	AVG.	NET	TB	IN20	LG	BK
Barnhardt	81	3,340	41.2	35.3	9	19	55	0
BUCCANEERS	81	3,340	41.2	35.3	9	19	55	0
OPPONENTS	87	3,655	42.0	34.4	5	29	71	1

PUNT RETURNS	RET.	FC	YDS.	AVG.	LONG	TD
Green	30	9	453	15.1	95t	1
Williams	10	6	83	8.3	18	0
Barber	1	0	23	23.0	23t	1

BUCCANEERS	41	15	559	13.6	95t	2
OPPONENTS	38	23	302	7.9	93t	1

KICKOFF RETURNS	NO.	YDS.	AVG.	LONG	TD
Anthony	46	1,118	24.3	60	0
Green	10	229	22.9	44	0
Dunn	1	25	25.0	25	0
Ellison	1	19	19.0	19	0
Alstott	1	8	8.0	8	0

BUCCANEERS	NO.	YDS.	AVG.	LONG	TD
OPPONENTS	59	1,399	23.7	60	0
	62	1,333	21.5	105t	1

USUAL STARTING LINEUP			
OFFENSE:		DEFENSE:	
WR	85 Reidel Anthony	LE	97 Tyoka Jackson
LT	74 Paul Gruber	NT	77 Brad Culpepper
LG	64 Jorge Diaz	DT	99 Warren Sapp
C	61 Tony Mayberry	RE	91 Regan Upshaw
RG	73 Frank Middleton	SLB	50 Jeff Gooch
RT	70 Jason Odum	MLB	56 Hardy Nickerson
TE	83 Dave Moore	WLB	55 Derrick Brooks
WR	87 Bert Emanuel	LCB	21 Donnie Abraham
QB	12 Trent Dilfer	RCB	20 Ronde Barber
FB	40 Mike Alstott	SS	47 John Lynch
RB	28 Warrick Dunn	FS	22 Charles Mincy

PASSING	ATT.	CMP.	YDS.	CMP%	YDS/ATT	TD	TD%	INT	INT%	LONG	SK/LOST	RTG
Dilfer	429	225	2,729	52.4	6.36	21	4.9	15	3.5	79t	27/172	74.0
Walsh	19	9	58	47.4	3.05	0	0.0	3	15.8	12	1/9	14.7
Alstott	1	0	0	0.0	0.00	0	0.0	0	0.0	0	0/0	39.6
BUCCANEERS	449	234	2,787	52.1	6.21	21	4.7	18	4.0	79t	28/181	70.3
OPPONENTS	473	274	3,014	57.9	6.37	15	3.2	12	4.5	61	37/252	76.9

DATE	W/L	SCORE	OPPONENT	ATT.
9/12	L	13-17	N.Y. GIANTS	65,026
9/19	W	19-5	at Philadelphia	64,285
9/26	W	13-10	DENVER	65,297
10/3	L	14-21	at Minnesota	64,106
10/10	L	23-26	at Green Bay	59,868
10/24	W	6-3	CHICAGO	65,283
10/31	L	3-20	at Detroit	63,135
11/7	W	31-16	at New Orleans	47,129
11/14	W	17-10	KANSAS CITY	64,927
11/21	W	19-10	ATLANTA	65,158
11/28	W	16-3	at Seattle	66,314
12/6	W	24-17	MINNESOTA	65,741
12/12	W	23-16	DETROIT	65,536
12/19	L	0-45	at Oakland	46,395
12/26	W	29-10	GREEN BAY	65,723
1/2	W	20-6	at Chicago	66,944

PLAYOFFS

1/15	W	14-13	WASHINGTON	65,835
1/23	L	6-11	at St. Louis	66,496

	BUCS	OPP
TOTAL FIRST DOWNS	245	228
Rushing	97	75
Passing	132	144
Penalty	16	9
3rd Down: Made/Att.	81/230	75/232
4th Down: Made/Att.	7/15	4/13
POSSESSION AVG.	32:11	27:49
TOTAL NET YARDS	4,254	4,280
Avg. Per Game	265.9	267.5
Total Plays	991	977
Avg. Per Play	4.3	4.4
NET YARDS RUSHING	1,776	1,407
Avg. Per Game	111.0	87.9
Total Rushes	502	361
NET YARDS PASSING	2,478	2,873
Avg. Per Game	154.9	179.6
Sacked/Yards Lost	42/303	43/291
Gross Yards	2,781	3,164
Att./Completions	447/268	573/302
Completion Pct.	60.0	52.7
Had Intercepted	16	21
PUNTS/AVERAGE	90/43.1	101/41.1
NET PUNTING AVERAGE	37.4	35.4
PENALTIES/YARDS	75/583	88/727
FUMBLES/FUMBLES LOST	25/19	23/10
TOUCHDOWNS	27	23
Rushing	7	8
Passing	18	11
Returns	2	4

BY QUARTERS	1	2	3	4	OT	TOT
BUCCANEERS	34	106	42	88	0	270
OPPONENTS	89	47	44	55	0	235

SCORING	TD	R	P	RT	PAT	2-PT.	FG	S	PTS
Gramatica	0	0	0	0	25-25	0	27-32	0	106
Alstott	9	7	2	0	0-0	0	0-0	0	54
Moore	5	0	5	0	0-0	0	0-0	0	30
Green	3	0	3	0	0-0	0	0-0	0	18
Abraham	2	0	0	2	0-0	0	0-0	0	12
Dunn	2	0	2	0	0-0	0	0-0	0	12

BUCCANEERS	27	7	18	2	25-25	0-2	27-32	1	270
OPPONENTS	23	8	11	4	23-23	0-0	24-31	1	235

FIELD GOALS	1/19	20/29	30/39	40/49	50+	LONG
Gramatica	0-0	8-8	10-12	6-8	3-4	53

BUCCANEERS	0-0	8-8	10-12	6-8	3-4	53
OPPONENTS	0-0	8-9	9-10	6-10	1-2	50

RUSHING	NO.	YDS.	AVG.	LONG	TD
Alstott	242	949	3.9	30	7
Dunn	195	616	3.2	33	0
Dilfer	35	144	4.1	28	0
Green	18	38	2.1	8	0
Abdullah	5	12	2.4	10	0
Green	3	8	2.7	15	0
Zeiler	3	7	2.3	8	0
Anthony	1	2	2.0	2	0
Mayberry	0	0	0.0	0	0
BUCCANEERS	502	1,776	3.5	33	7
OPPONENTS	361	1,407	3.9	75t	8

PASSING	ATT.	CMP.	YDS.	CMP%	YDS/ATT	TD	TD%	INT	INT%	LONG	SK/LOST	RTG
Dilfer	244	146	1,619	59.8	6.64	11	4.5	11	4.5	62t	26/189	75.8
King	146	89	875	61.0	5.99	7	4.8	4	2.7	68	11/78	82.4
Zeiler	55	32	270	58.2	4.91	0	0.0	1	1.8	38	5/36	63.4
Royals	2	1	17	50.0	8.50	0	0.0	0	0.0	0	0/0	79.2
BUCCANEERS	447	268	2,781	60.0	6.22	18	4.0	16	3.6	68	42/303	76.5
OPPONENTS	573	302	3,164	52.7	5.52	11	1.9	21	3.7	61t	43/291	60.1

RECEIVING	NO.	YDS.	AVG.	LONG	TD
Dunn	64	589	9.2	68	2
Green	56	791	14.1	62t	3
Anthony	30	296	9.9	30	1
Alstott	27	239	8.9	24	2
Moore	23	276	12.0	35t	5
Emanuel	22	238	10.8	39	1
Williams	21	176	8.4	14	0
BUCCANEERS	268	2,781	10.4	68	18
OPPONENTS	302	3,164	10.5	61t	11

INTERCEPTIONS	NO.	YDS.	AVG.	LONG	TD
Abraham	7	115	16.4	55t	2
Brooks	4	61	15.3	38	0
Barber	2	60	30.0	43	0
Robinson	2	36	18.0	36	0
Lynch	2	32	16.0	28	0
Nickerson	2	18	9.0	18	0
Kelly	1	26	26.0	26	0
Singleton	1	7	7.0	7	0
BUCCANEERS	21	355	16.9	55t	2
OPPONENTS	16	144	9.0	37	1

TACKLES	SOLO	ASST.	TOTAL
Brooks	122	58	180
Nickerson	70	71	141
Lynch	68	60	128
Robinson	48	47	95
Barber	49	25	74
Abraham	38	36	74

SACKS	SPECIAL TEAM TACKLES		
Sapp	12.5	Quarles	31
Jones	7.0	D. Davis	21
Ahanotu	6.5	Gooch	19
Culpepper	6.0	Smith	18

BUCCANEERS	43.0
Opponents	42.0

PUNTING	NO.	YDS.	AVG.	NET	TB	IN20	LG	BK
Royals	90	3,882	43.1	37.4	8	23	66	0
BUCCANEERS	90	3,882	43.1	37.4	8	23	66	0
OPPONENTS	101	4,150	41.1	35.4	11	27	61	0

PUNT RETURNS	RET.	FC	YDS.	AVG.	LONG	TD
Green	23	14	204	8.9	31	0
Williams	20	12	153	7.7	30	0

BUCCANEERS	43	26	357	8.3	31	0
OPPONENTS	49	13	360	7.3	31	0

KICKOFF RETURNS	NO.	YDS.	AVG.	LONG	TD
Anthony	21	434	20.7	39	0
Murphy	14	307	21.9	55	0
Green	10	185	18.5	29	0
Dunn	8	156	19.5	34	0
Alstott	1	19	19.0	19	0
Williams	1	15	15.0	15	0

BUCCANEERS	55	1,116	20.3	55	0
OPPONENTS	61	1,074	17.6	36	0

USUAL STARTING LINEUP					
OFFENSE:			DEFENSE:		
WR	81	Jacquez Green	LE	72	Chidi Ahanotu
LT	74	Paul Gruber	NT	77	Brad Culpepper
LG	64	Jorge Diaz	DT	99	Warren Sapp
C	61	Tony Mayberry	RE	94	Steve White
RG	73	Frank Middleton	SLB	53	Shelton Quarles
RT	71	Jerry Wunsch	MLB	56	Hardy Nickerson
TE	83	Dave Moore	WLB	55	Derrick Brooks
WR	87	Bert Emanuel	LCB	21	Donnie Abraham
QB	10	Shaun King	RCB	20	Ronde Barber
FB	40	Mike Alstott	SS	47	John Lynch
RB	28	Warrick Dunn	FS	24	Damien Robinson

DATE	W/L	SCORE	OPPONENT	ATT.
9/3	W	21-16	at New England	60,292
9/10	W	41-0	CHICAGO	65,569
9/17	W	31-10	at Detroit	76,928
9/24	L	17-21	NEW YORK JETS	65,619
10/1	L	17-20 (ot)	at Washington	83,532
10/9	L	23-30	at Minnesota	64,162
10/19	L	14-28	DETROIT	65,557
10/29	W	41-13	MINNESOTA	65,589
11/5	W	27-14	at Atlanta	70,097
11/12	W	20-15	GREEN BAY	65,621
11/19	L	10-13	at Chicago	66,944
11/26	W	31-17	BUFFALO	65,546
12/3	W	27-7	DALLAS	65,621
12/10	W	16-13	at Miami	74,307
12/18	W	38-35	ST. LOUIS	65,653
12/24	L	14-17 (ot)	at Green Bay	59,692
PLAYOFFS				
12/31	L	3-21	at Philadelphia	65,813

	BUCS	OPP
TOTAL FIRST DOWNS	275	283
Rushing	111	84
Passing	144	180
Penalty	20	19
3rd Down: Made/Att.	66/198 (33.3%)	74/225 (32.9%)
4th Down: Made/Att.	5/12 (41.7%)	12/20 (60.0%)
POSSESSION AVG.	29:38	30:22
TOTAL NET YARDS	4,649	4,800
Avg. Per Game	290.6	300.0
Total Plays	961	1047
Avg. Per Play	4.8	4.6
NET YARDS RUSHING	2,066	1,648
Avg. Per Game	129.1	103.0
Total Rushes	490	398
NET YARDS PASSING	2,583	3,152
Avg. Per Game	161.4	197.0
Sacked/Yards Lost	38/241	55/332
Gross Yards	2,824	3,484
Att./Completions	433/237	594/339
Completion Pct.	54.7	57.1
Had Intercepted	13	25
PUNTS/AVERAGE	85/41.8	89/40.0
NET PUNTING AVERAGE	35.1	33.5
PENALTIES/YARDS	82/702	95/688
FUMBLES/FUMBLES LOST	16/11	26/16
TOUCHDOWNS	43	29
Rushing	18	12
Passing	18	15
Returns	7	2

BY QUARTERS	1	2	3	4	OT	TOT
-------------	---	---	---	---	----	-----

BUCCANEERS	88	131	60	109	0	388
OPPONENTS	39	79	53	92	6	269

SCORING	TD	R	P	RT	PAT	2-PT.	FG	S	PTS
Gramatica	0	0	0	0	42-42	0	28-34	0	126
Dunn	9	8	1	0	0-0	0	0-0	0	54
Johnson	8	0	8	0	0-0	0	0-0	0	48
King	5	5	0	0	0-0	1	0-0	0	32
Alstott	5	5	0	0	0-0	0	0-0	0	30
Anthony	4	0	4	0	0-0	0	0-0	0	24
Moore	3	0	3	0	0-0	0	0-0	0	18
Barber	2	0	0	2	0-0	0	0-0	0	12

BUCCANEERS	43	18	18	7	42-42	1-1	28-34	1	388
OPPONENTS	29	12	15	2	25-25	2-4	22-32	0	269

FIELD GOALS	1/19	20/29	30/39	40/49	50+	LONG
-------------	------	-------	-------	-------	-----	------

Gramatica	0-0	8-8	8-10	7-9	5-7	55
-----------	-----	-----	------	-----	-----	----

BUCCANEERS	0-0	8-8	8-10	7-9	5-7	55
------------	-----	-----	------	-----	-----	----

OPPONENTS	1-1	6-6	8-12	6-9	1-4	52
-----------	-----	-----	------	-----	-----	----

PASSING	ATT.	CMP.	YDS.	CMP%	YDS/ATT
King	428	233	2,769	54.4	6.47
Royals	1	1	36	100.0	36.00
Zeier	3	3	19	100.0	6.33
Alstott	1	0	0	0.0	0.00
Hamilton	0	0	0	—	—
BUCCANEERS	433	237	2,824	54.7	6.52
OPPONENTS	594	339	3,484	57.1	5.87

RUSHING	NO.	YDS.	AVG.	LONG	TD
Dunn	248	1,133	4.6	70t	8
Alstott	131	465	3.5	20t	5
King	73	353	4.8	19	5
Abdullah	16	70	4.4	19	0
Stecker	12	31	2.6	14	0

BUCCANEERS	490	2,066	4.2	70t	18
OPPONENTS	398	1,648	4.1	50t	12

RECEIVING	NO.	YDS.	AVG.	LONG	TD
Johnson	71	874	12.3	38	8
Green	51	773	15.2	75	1
Dunn	44	422	9.6	45	1
Moore	29	288	9.9	28	3
Anthony	15	232	15.5	46t	4
Alstott	13	93	7.2	21	0

BUCCANEERS	237	2,824	11.9	75	18
OPPONENTS	339	3,484	10.3	72t	15

INTERCEPTIONS	NO.	YDS.	AVG.	LONG	TD
Abraham	7	82	11.7	23	0
Robinson	6	1	0.2	1	0
Duncan	4	55	13.8	31t	1
Lynch	3	43	14.3	36	0
Barber	2	46	23.0	37t	1
Brooks	1	34	34.0	34t	1
Kelly	1	9	9.0	9t	1
Quarles	1	5	5.0	5	0

BUCCANEERS	25	275	11.0	37t	4
OPPONENTS	13	155	11.9	60	1

TACKLES	SOLO	ASST.	TOTAL
Brooks	130	49	179
Lynch	66	44	110
Robinson	56	48	104
Barber	65	32	97
Duncan	59	38	97

SACKS		SPECIAL TEAM TACKLES	
Sapp	16.5	Gooch	23
Jones	13.0	D. Davis	21
McFarland	6.5	D. Jackson	20
Barber	5.5	Abdullah	16
PUNTS/NEEDS			

BUCCANEERS	55.0
Opponents	38.0

PUNTING	NO.	YDS.	AVG.	NET	TB	IN20	LG	BK
Royals	85	3,551	41.8	35.1	8	17	63	0
BUCCANEERS	85	3,551	41.8	35.1	8	17	63	0
OPPONENTS	89	3,556	40.0	33.5	12	24	64	3

PUNT RETURNS	RET.	FC	YDS.	AVG.	LONG	TD
Williams	31	18	286	9.2	73t	1
Hastings	5	1	50	10.0	16	0
Green	2	0	1	0.5	1	0

BUCCANEERS	39	19	337	8.6	73t	1
OPPONENTS	41	24	408	10.0	66t	1

KICKOFF RETURNS	NO.	YDS.	AVG.	LONG	TD
Stecker	29	663	22.9	48	0
Williams	19	453	23.8	41	0
Anthony	3	88	29.3	45	0
Murphy	2	24	12.0	19	0
Abdullah	1	16	16.0	16	0

BUCCANEERS	55	1,255	22.8	48	0
OPPONENTS	74	1,688	22.8	70	0

USUAL STARTING LINEUP	DEFENSE:
-----------------------	----------

WR	81	Jacquez Green	LE	72	Chidi Ahanotu
LT	69	Pete Pierson	NT	92	Anthony McFarland
LG	64	Randall McDaniel	DE	99	Warren Sapp
C	62	Jeff Christy	RE	78	Marcus Jones
RG	73	Frank Middleton	SLB	53	Shelton Quarles
RT	71	Jerry Wunsch	MLB	59	Jamie Duncan
TE	83	Dave Moore	WLB	55	Derrick Brooks
WR	19	Keyshawn Johnson	LCB	21	Donnie Abraham
QB	10	Shaun King	RCB	20	Ronde Barber
FB	40	Mike Alstott	SS	47	John Lynch
RB	28	Warrick Dunn	FS	24	Damien Robinson

PASSING	ATT.	CMP.	YDS.	CMP%	YDS/ATT	TD	TD%	INT	INT%	LONG	SK/LOST	RTG
King	428	233	2,769	54.4	6.47	18	4.2	13	3.0	75	37/240	75.8
Royals	1	1	36	100.0	36.00	0	0.0	0	0.0	36	0/0	118.8
Zeier	3	3	19	100.0	6.33	0	0.0	0	0.0	14	0/0	93.1
Alstott	1	0	0	0.0	0.00	0	0.0	0	0.0	0	0/0	39.6
Hamilton	0	0	0	—	—	0	—	0	—	0	1/1	—
BUCCANEERS	433	237	2,824	54.7	6.52	18	4.2	13	3.0	75	38/241	76.2
OPPONENTS	594	339	3,484	57.1	5.87	15	2.5	25	4.2	72t	55/332	65.0

DATE	W/L	SCORE	OPPONENT	ATT.
9/9	W	10-6	at Dallas	61,521
9/30	L	16-20	at Minnesota	64,105
10/7	W	14-10	GREEN BAY	65,510
10/14	L	28-31 (ot)	at Tennessee	68,798
10/21	L	10-17	PITTSBURGH	65,588
10/28	W	41-14	MINNESOTA	65,558
11/4	L	20-21	at Green Bay	59,861
11/11	W	20-17	at Detroit	74,268
11/18	L	24-27	CHICAGO	65,612
11/26	W	24-17	at St. Louis	66,198
12/2	W	16-13 (ot)	at Cincinnati	52,135
12/9	W	15-12	DETROIT	65,514
12/16	L	3-27	at Chicago	66,944
12/23	W	48-21	NEW ORLEANS	65,526
12/29	W	22-10	BALTIMORE	65,619
1/6	L	13-17	PHILADELPHIA	65,541

PLAYOFFS

1/12	L	9-31	at Philadelphia	65,847
------	---	------	-----------------	--------

	BUCS	OPP
TOTAL FIRST DOWNS	298	262
Rushing	84	86
Passing	189	156
Penalty	25	20
3rd Down: Made/Att.	80/228 (35.1%)	78/216 (36.1%)
4th Down: Made/Att.	11/17 (64.7%)	4/13 (30.8%)
POSSESSION AVG.	31:40	28:20
TOTAL NET YARDS	4,694	4,653
Avg. Per Game	293.4	290.8
Total Plays	1,046	950
Avg. Per Play	4.5	4.9
NET YARDS RUSHING	1,371	1,702
Avg. Per Game	85.7	106.4
Total Rushes	407	415
NET YARDS PASSING	3,323	2,951
Avg. Per Game	207.7	184.4
Sacked/Yards Lost	47/298	42/272
Gross Yards	3,621	3,223
Att./Completions	592/362	493/273
Completion Pct.	61.1	55.4
Had Intercepted	12	28
PUNTS/AVERAGE	83/40.7	78/41.5
NET PUNTING AVERAGE	34.2	34.3
PENALTIES/YARDS	77/672	91/742
FUMBLES/FUMBLES LOST	20/10	22/11
TOUCHDOWNS	34	29
Rushing	17	8
Passing	13	20
Returns	4	1

BY QUARTERS	1	2	3	4	OT	TOT
BUCCANEERS	39	130	50	102	3	324
OPPONENTS	33	63	86	95	3	280

SCORING	TD	R	P	RT	PAT	2-PT.	FG	S	PTS
Gramatica	0	0	0	0	28-28	0	23-29	0	97
Alstott	11	10	1	0	0-0	2	0-0	0	70
Dunn	6	3	3	0	0-0	0	0-0	0	36
Moore	4	0	4	0	0-0	0	0-0	0	24
B. Johnson	3	3	0	0	0-0	0	0-0	0	18
Brien	0	0	0	0	2-2	0	5-6	0	17
Stecker	2	1	1	0	0-0	0	0-0	0	12
Williams	2	0	1	1	0-0	0	0-0	0	12
BUCCANEERS	34	17	13	4	30-30	3-4	28-35	0	324
OPPONENTS	29	8	20	1	25-25	3-4	25-29	0	280

FIELD GOALS	1/19	20/29	30/39	40/49	50+	LONG
Gramatica	0-0	9-10	9-9	5-7	0-3	49
Brien	0-0	2-2	1-1	2-3	0-0	42
BUCCANEERS	0-0	11-12	10-10	7-10	0-3	49
OPPONENTS	0-0	7-7	6-7	11-13	1-2	50

PASSING	ATT.	CMP.	YDS.	CMP%	YDS/ATT	TD	TD%	INT	INT%	LONG	SK/LOST	RTG
B. Johnson	559	340	3,406	60.8	6.09	13	2.3	11	2.0	47	44/269	77.7
King	31	21	210	67.7	6.77	0	0.0	1	3.2	42	3/29	73.3
Gramatica	1	0	0	0.0	0.00	0	0.0	0	0.0	0	0/0	39.6
Royals	1	1	5	100.0	5.00	0	0.0	0	0.0	5	0/0	87.5
BUCCANEERS	592	362	3,621	61.1	6.12	13	2.2	12	2.0	47	47/298	77.4
OPPONENTS	493	273	3,223	55.4	6.54	20	4.1	28	5.7	67t	42/272	65.3

RUSHING	NO.	YDS.	AVG.	LONG	TD
Alstott	165	680	4.1	39t	10
Dunn	158	447	2.8	21t	3
B. Johnson	39	120	3.1	21	3
Stecker	24	72	3.0	17	1
Abdullah	11	40	3.6	12	0

BUCCANEERS	407	1,371	3.4	39t	17
OPPONENTS	415	1,702	4.1	63t	8

RECEIVING	NO.	YDS.	AVG.	LONG	TD
K. Johnson	106	1,266	11.9	47	1
Dunn	68	557	8.2	31	3
Green	36	402	11.2	35	1
Moore	35	285	8.1	29	4
Alstott	35	231	6.6	19t	1
Williams	24	314	13.1	42	1

BUCCANEERS	362	3,621	10.0	47	13
OPPONENTS	273	3,223	11.8	67t	20

INTERCEPTIONS	NO.	YDS.	AVG.	LONG	TD
Barber	10	86	8.6	36t	1
Abraham	6	98	16.3	46	0
Jackson	4	42	10.5	29	0
Brooks	3	65	21.7	53	0
Lynch	3	21	7.0	15	0
Quarles	1	98	98.0	98t	1
Duncan	1	9	9.0	9	0

BUCCANEERS	28	419	15.0	98t	2
OPPONENTS	12	74	6.2	25	0

TACKLES	SOLO	ASST.	TOTAL
Brooks	110	55	165
Duncan	79	51	130
Lynch	70	35	105
Barber	64	27	91
Jackson	52	26	78

SACKS		SPECIAL TEAM TACKLES	
Rice	11.0	Smith	22
Sapp	6.0	Abdullah	21
White	5.0	Gooch	16
McFarland	3.5	Howell	12
Jones	3.0	Yoder	12

BUCCANEERS	42.0		
Opponents	47.0		

PUNTING	NO.	YDS.	AVG.	NET	TB	IN 20	LG	BK
Royals	83	3,382	40.7	34.2	8	26	61	0
BUCCANEERS	83	3,382	40.7	34.2	8	26	61	0
OPPONENTS	78	3,234	41.5	34.3	8	19	58	2

PUNT RETURNS	RET.	FC	YDS.	AVG.	LONG	TD
Williams	35	13	366	10.5	84t	1
Anthony	3	1	12	4.0	7	0
Jackson	0	0	18	—	18	0
BUCCANEERS	38	14	396	10.4	84t	1
OPPONENTS	44	12	380	8.6	55t	1

KICKOFF RETURNS	NO.	YDS.	AVG.	LONG	TD
Murphy	20	445	22.3	39	0
Smith	16	355	22.2	45	0
Stecker	9	259	28.8	86	0
Abdullah	5	92	18.4	29	0
BUCCANEERS	54	1,208	22.4	86	0
OPPONENTS	63	1,321	21.0	77	0

USUAL STARTING LINEUP				
OFFENSE:		DEFENSE:		
WR	81	Jacquez Green	LE 78	Marcus Jones
LT	67	Kenyatta Walker	NT 92	Anthony McFarland
LG	64	Randall McDaniel	DT 99	Warren Sapp
C	62	Jeff Christy	RE 97	Simeon Rice
RG	60	Cosey Coleman	SLB 53	Shelton Quarles
RT	71	Jerry Wunsch	MLB 59	Jamie Duncan
TE	83	Dave Moore	WLB 55	Derrick Brooks
WR	19	Keyshawn Johnson	LCB 25	Brian Kelly
QB	14	Brad Johnson	RCB 20	Ronde Barber
FB	40	Mike Alstott	SS 47	John Lynch
RB	28	Warrick Dunn	FS 34	Dexter Jackson

DATE	W/L	SCORE	OPPONENT	ATT.
9/8	L	20-26 (ot)	NEW ORLEANS	65,554
9/15	W	25-0	at Baltimore	69,304
9/23	W	26-14	ST. LOUIS	65,652
9/29	W	35-7	at Cincinnati	57,234
10/6	W	20-6	at Atlanta	68,936
10/13	W	17-3	CLEVELAND	65,625
10/20	L	10-20	at Philadelphia	65,523
10/27	W	12-9	at Carolina	72,892
11/3	W	38-24	MINNESOTA	65,667
11/17	W	23-10	CAROLINA	65,527
11/24	W	21-7	GREEN BAY	65,672
12/1	L	20-23	at New Orleans	68,226
12/8	W	34-10	ATLANTA	65,648
12/15	W	23-20	at Detroit	61,942
12/23	L	7-17	PITTSBURGH	65,684
12/29	W	15-0	at Chicago	55,832

PLAYOFFS

1/12	W	31-6	SAN FRANCISCO	65,559
1/19	W	27-10	at Philadelphia	66,713

SUPER BOWL XXXVII

1/26	W	48-21	vs. Oakland (San Diego)	67,603
------	---	-------	-------------------------	--------

	BUCS	OPP
TOTAL FIRST DOWNS	287	236
Rushing	90	79
Passing	172	131
Penalty	25	26
3rd Down: Made/Att.	79/222 (35.6%)	75/223 (33.6%)
4th Down: Made/Att.	6/9 (66.7%)	8/13 (61.5%)
POSSESSION AVG.	31:43	28:17
TOTAL NET YARDS	5,002	4,044
Avg. Per Game	312.6	252.8
Total Plays	1,022	963
Avg. Per Play	4.9	4.2
NET YARDS RUSHING	1,557	1,554
Avg. Per Game	97.3	97.1
Total Rushes	414	410
NET YARDS PASSING	3,445	2,490
Avg. Per Game	215.3	155.6
Sacked/Yards Lost	41/220	43/295
Gross Yards	3,665	2,785
Att./Completions	567/348	510/259
Completion Pct.	61.4	50.8
Had Intercepted	10	31
PUNTS/AVERAGE	91/42.6	99/44.4
NET PUNTING AVERAGE	35.2	37.3
PENALTIES/YARDS	103/789	93/749
FUMBLES/FUMBLES LOST	24/11	21/7
TOUCHDOWNS	35	21
Rushing	6	8
Passing	23	10
Returns	6	3

BY QUARTERS	1	2	3	4	OT	TOT
-------------	---	---	---	---	----	-----

BUCCANEERS	49	110	63	124	0	346
OPPONENTS	57	49	43	41	6	196

SCORING	TD	R	P	AT	PAT	2-PT.	FG	S	PTS
Gramatica	0	0	0	0	32-32	0	32-39	0	128
Alstott	7	5	2	0	0-0	0	0-0	0	42
McCardell	6	0	6	0	0-0	0	0-0	0	36
K. Johnson	5	0	5	0	0-0	2	0-0	0	34
Brooks	4	0	0	4	0-0	0	0-0	0	24
Jurevicius	4	0	4	0	0-0	0	0-0	0	24
Dudley	3	0	3	0	0-0	0	0-0	0	18
Dilger	2	0	2	0	0-0	0	0-0	0	12
Williams	2	0	1	1	0-0	0	0-0	0	12

BUCCANEERS	35	6	23	6	32-32	2-3	32-39	2	346
OPPONENTS	21	8	10	3	19-19	0-1	17-23	0	196

FIELD GOALS	1/19	20/29	30/39	40/49	50+	LONG
-------------	------	-------	-------	-------	-----	------

Gramatica	0-0	7-8	14-15	6-10	5-6	52
-----------	-----	-----	-------	------	-----	----

BUCCANEERS	0-0	7-8	14-15	6-10	5-6	52
------------	-----	-----	-------	------	-----	----

OPPONENTS	0-0	5-5	7-7	4-8	1-3	50
-----------	-----	-----	-----	-----	-----	----

RUSHING	NO.	YDS.	AVG.	LONG	TD
---------	-----	------	------	------	----

Pittman	204	718	3.5	21	1
---------	-----	-----	-----	----	---

Alstott	146	548	3.8	32	5
---------	-----	-----	-----	----	---

Stecker	28	174	6.2	59	0
---------	----	-----	-----	----	---

R. Johnson	14	73	5.2	21	0
------------	----	----	-----	----	---

PASSING	ATT.	CMP.	YDS.	CMP%	YDS/ATT	TD	TD%	INT	INT%	LONG	SK/LOST	RTG
---------	------	------	------	------	---------	----	-----	-----	------	------	---------	-----

B. Johnson	451	281	3,049	62.3	6.76	22	4.9	6	1.3	76t	21/121	92.9
------------	-----	-----	-------	------	------	----	-----	---	-----	-----	--------	------

R. Johnson	88	57	536	64.8	6.09	1	1.1	2	2.3	23	19/94	75.8
------------	----	----	-----	------	------	---	-----	---	-----	----	-------	------

King	27	10	80	37.0	2.96	0	0.0	1	3.7	20	1/5	30.0
------	----	----	----	------	------	---	-----	---	-----	----	-----	------

Tupa	1	0	0	0.0	0.00	0	0.0	1	100.0	0	0/0	0.0
------	---	---	---	-----	------	---	-----	---	-------	---	-----	-----

BUCCANEERS	567	348	3,665	61.4	6.46	23	4.1	10	1.8	76t	41/220	86.3
------------	-----	-----	-------	------	------	----	-----	----	-----	-----	--------	------

OPPONENTS	510	259	2,785	50.8	5.46	10	2.0	31	6.1	52	43/295	48.4
-----------	-----	-----	-------	------	------	----	-----	----	-----	----	--------	------

B. Johnson	13	30	2.3	6	0
BUCCANEERS	414	1,557	3.8	59	6
OPPONENTS	410	1,554	3.8	85t	8

RECEIVING	NO.	YDS.	AVG.	LONG	TD
-----------	-----	------	------	------	----

K. Johnson	76	1,088	14.3	76t	5
------------	----	-------	------	-----	---

McCardell	61	670	11.0	65t	6
-----------	----	-----	------	-----	---

Pittman	59	477	8.1	64	0
---------	----	-----	-----	----	---

Jurevicius	37	423	11.4	26	4
------------	----	-----	------	----	---

Alstott	35	242	6.9	44t	2
---------	----	-----	-----	-----	---

Dilger	34	329	9.7	40	2
--------	----	-----	-----	----	---

Dudley	16	192	12.0	35t	3
--------	----	-----	------	-----	---

BUCCANEERS	348	3,665	10.5	76t	23
------------	-----	-------	------	-----	----

OPPONENTS	259	2,785	10.8	52	10
-----------	-----	-------	------	----	----

INTERCEPTIONS	NO.	YDS.	AVG.	LONG	TD
---------------	-----	------	------	------	----

Kelly	8	68	8.5	31	0
-------	---	----	-----	----	---

Brooks	5	218	43.6	97t	3
--------	---	-----	------	-----	---

D. Smith	4	39	9.8	35	0
----------	---	----	-----	----	---

Jackson	3	101	33.7	58	0
---------	---	-----	------	----	---

Lynch	3	0	0.0	0	0
-------	---	---	-----	---	---

Quarles	2	29	14.5	25t	1
---------	---	----	------	-----	---

Barber	2	9	4.5	9	0
--------	---	---	-----	---	---

Sapp	2	0	0.0	0	0
------	---	---	-----	---	---

Rice	1	30	30.0	30	0
------	---	----	------	----	---

Singleton	1	0	0.0	0	0
-----------	---	---	-----	---	---

BUCCANEERS	31	494	15.9	97t	4
------------	----	-----	------	-----	---

OPPONENTS	10	143	14.3	51t	3
-----------	----	-----	------	-----	---

TACKLES	SOLO	ASST.	TOTAL
---------	------	-------	-------

Brooks	117	53	170
--------	-----	----	-----

Quarles	84	75	159
---------	----	----	-----

Lynch	50	46	96
-------	----	----	----

Barber	71	24	95
--------	----	----	----

Singleton	54	35	89
-----------	----	----	----

SACKS		SPECIAL TEAM TACKLES	
-------	--	----------------------	--

Rice	15.5	Ivy	23
------	------	-----	----

Sapp	7.5	D. Smith	20
------	-----	----------	----

Wymms	5.5	Stecker	19
-------	-----	---------	----

Spires	3.5	Webster	16
--------	-----	---------	----

Barber	3.0	Yoder	15
--------	-----	-------	----

BUCCANEERS	43.0		
------------	------	--	--

OPPONENTS	41.0		
-----------	------	--	--

PUNTING	NO.	YDS.	AVG.	NET	TB	IN20	LG	BK
---------	-----	------	------	-----	----	------	----	----

Tupa	90	3,856	42.8	35.4	12	30	71	0
------	----	-------	------	------	----	----	----	---

Gramatica	1	23	23.0	23.0	0	1	23	0
-----------	---	----	------	------	---	---	----	---

BUCCANEERS	91	3,879	42.6	35.2	12	31	71	0
------------	----	-------	------	------	----	----	----	---

OPPONENTS	99	4,400	44.4	37.3	14	29	75	0
-----------	----	-------	------	------	----	----	----	---

PUNT RETURNS	RET.	FC	YDS.	AVG.	LONG	TD
--------------	------	----	------	------	------	----

Williams	43	20	410	9.5	56t	1
----------	----	----	-----	-----	-----	---

Jackson	1	0	20	20.0	21	0
---------	---	---	----	------	----	---

BUCCANEERS	44	20	430	9.8	56t	1
------------	----	----	-----	-----	-----	---

OPPONENTS	42	5	433	10.3	56	0
-----------	----	---	-----	------	----	---

KICKOFF RETURNS	NO.	YDS.	AVG.	LONG	TD
-----------------	-----	------	------	------	----

Stecker	37	934	25.2	67	0
---------	----	-----	------	----	---

D. Smith	4	93	23.3	25	0
----------	---	----	------	----	---

Williams	3	49	16.3	23	0
----------	---	----	------	----	---

Yoder	1	9	9.0	9	0
-------	---	---	-----	---	---

BUCCANEERS	45	1,085	24.1	67	0
------------	----	-------	------	----	---

OPPONENTS	72	1,567	21.8	91	0
-----------	----	-------	------	----	---

USUAL STARTING LINEUP	OFFENSE:	DEFENSE:
-----------------------	----------	----------

WR	87	Keenan McCardell	LE	94	Greg Spires
----	----	------------------	----	----	-------------

LT	72	Roman Oben	NT	92	Anthony McFarland
----	----	------------	----	----	-------------------

LG	71	Kerry Jenkins	DT	99	Warren Sapp
----	----	---------------	----	----	-------------

C	62	Jeff Christy	RE	97	Simeon Rice
---	----	--------------	----	----	-------------

RG	60	Cosey Coleman	SLB	51	A. Singleton
----	----	---------------	-----	----	--------------

RT	67	Kenyon Walker	MLB	53	Shelton Quarles
----	----	---------------	-----	----	-----------------

TE	85	Ken Dilger	WLB	55	Derrick Brooks
----	----	------------	-----	----	----------------

WR	19	Keyshawn Johnson	LCB	25	Brian Kelly
----	----	------------------	-----	----	-------------

QB	14	Brad Johnson	RCB	20	Ronde Barber
----	----	--------------	-----	----	--------------

FB	40	Mike Alstott	SS	47	John Lynch
----	----	--------------	----	----	------------

RB	32	Michael Pittman	FS	34	Dexter Jackson
----	----	-----------------	----	----	----------------

DATE	W/L	SCORE	OPPONENT	ATT.
9/8	W	17-0	at Philadelphia	67,772
9/14	L	9-12 (ot)	CAROLINA	65,621
9/21	W	31-10	at Atlanta	70,871
10/6	L	35-38 (ot)	INDIANAPOLIS	65,647
10/12	W	35-13	at Washington	85,490
10/19	L	7-24	at San Francisco	67,809
10/26	W	16-0	DALLAS	65,602
11/2	L	14-17	NEW ORLEANS	65,524
11/9	L	24-27	at Carolina	73,345
11/16	L	13-20	GREEN BAY	65,614
11/24	W	19-13	N.Y. GIANTS	65,648
11/30	L	10-17	at Jacksonville	60,543
12/7	W	14-7	at New Orleans	68,442
12/14	W	16-3	HOUSTON	65,124
12/20	L	28-30	ATLANTA	65,572
12/28	L	13-33	at Tennessee	68,809

	BUCS	OPP
TOTAL FIRST DOWNS	307	249
Rushing	86	89
Passing	190	140
Penalty	31	20
3rd Down: Made/Att.	78/220 (35.5%)	68/214 (31.8%)
4th Down: Made/Att.	8/15 (53.3%)	7/18 (38.9%)
POSSESSION AVG.	31:36	28:24
TOTAL NET YARDS	5,453	4,466
Avg. Per Game	340.8	279.1
Total Plays	1,036	962
Avg. Per Play	5.3	4.6
NET YARDS RUSHING	1,648	1,756
Avg. Per Game	103.0	109.8
Total Rushes	421	451
NET YARDS PASSING	3,805	2,710
Avg. Per Game	237.8	169.4
Sacked/Yards Lost	23/136	36/234
Gross Yards	3,941	2,944
Att./Completions	592/369	475/274
Completion Pct.	62.3	57.7
Had Intercepted	22	20
PUNTS/AVERAGE	83/43.3	82/43.4
NET PUNTING AVERAGE	35.9	38.0
PENALTIES/YARDS	117/1104	104/817
FUMBLES/FUMBLES LOST	23/9	29/13
TOUCHDOWNS	36	27
Rushing	5	6
Passing	27	16
Returns	4	5

BY QUARTERS	1	2	3	4	OT	TOT
BUCCANEERS	34	105	60	102	0	301
OPPONENTS	50	83	56	69	6	264

SCORING	TD	R	P	RT	PAT	2-PT.	FG	S	PTS
Gramatica	0	0	0	0	33-34	0	16-26	0	81
McCardell	9	0	8	1	0-0	0	0-0	0	54
K. Johnson	3	0	3	0	0-0	0	0-0	0	18
Jones	3	3	0	0	0-0	0	0-0	0	18
Alstott	2	2	0	0	0-0	0	0-0	0	12
Jurevicius	2	0	2	0	0-0	0	0-0	0	12
Lee	2	0	2	0	0-0	0	0-0	0	12
Pittman	2	0	2	0	0-0	0	0-0	0	12
Sapp	2	0	2	0	0-0	0	0-0	0	12
Yoder	2	0	2	0	0-0	0	0-0	0	12
BUCCANEERS	36	5	27	4	33-34	1-2	16-26	1	301
OPPONENTS	27	6	16	5	27-27	0-0	25-34	0	264

FIELD GOALS	1/19	20/29	30/39	40/49	50+	LONG
Gramatica	0-0	9-9	3-6	3-8	1-3	50
BUCCANEERS	0-0	9-9	3-6	3-8	1-3	50
OPPONENTS	0-0	8-8	11-14	5-10	1-2	51

PASSING	ATT.	CMP.	YDS.	CMP%	YDS/ATT
B. Johnson	570	354	3,811	62.1	6.69
S. King	22	15	130	68.2	5.91
BUCCANEERS	592	369	3,941	62.3	6.66
OPPONENTS	475	274	2,944	57.7	6.20

RUSHING	NO.	YDS.	AVG.	LONG	TD
Pittman	187	751	4.0	17	0
Jones	137	627	4.6	61	3
Stecker	37	125	3.4	15	0
Alstott	27	77	2.9	29	2
B. Johnson	25	33	1.3	13	0

BUCCANEERS	421	1,648	3.9	61	5
OPPONENTS	451	1,756	3.9	47	6

RECEIVING	NO.	YDS.	AVG.	LONG	TD
McCardell	84	1,174	14.0	76t	8
Pittman	75	597	8.0	68t	2
K. Johnson	45	600	13.3	39t	3
Lee	33	432	13.1	72	2
Jones	24	180	7.5	29	0
Dilger	22	244	11.1	48	1
Cook	20	120	6.0	19	1

Jurevicius	12	118	9.8	22	2
BUCCANEERS	369	3,941	10.7	76t	27
OPPONENTS	274	2,944	10.7	75t	16

INTERCEPTIONS	NO.	YDS.	AVG.	LONG	TD
D. Smith	5	3	0.6	3	0
Brooks	2	56	28.0	44t	1
Barber	2	53	26.5	29t	1
Wansley	2	38	19.0	23t	1
Lynch	2	18	9.0	18	0
Rice	2	12	6.0	12	0

BUCCANEERS	20	229	11.5	44t	3
OPPONENTS	22	394	17.9	73t	4

TACKLES	SOLO	ASST.	TOTAL
Brooks	98	53	151
Barber	86	25	111
Quarles	68	42	110
Lynch	60	35	95
D. Smith	65	20	85

SACKS		SPECIAL TEAM TACKLES	
Rice	15.0	Ivy	16
Sapp	5.0	Stecker	13
Spires	3.5	Rudd	12
McFarland	2.5	Phillips	12
Wyms	2.0	Wansley	11
Darby	2.0	D. Smith	11

BUCCANEERS	36.0		
OPPONENTS	23.0		

PUNTING	NO.	YDS.	AVG.	NET	TB	IN20	LG	BK
Tupa	83	3,590	43.3	35.9	6	26	60	0

BUCCANEERS	83	3,590	43.3	35.9	6	26	60	0
OPPONENTS	82	3,559	43.4	38.0	10	22	58	1

PUNT RETURNS	RET.	FC	YDS.	AVG.	LONG	TD
Williams	15	10	110	7.3	19	0
Barlow	12	6	58	4.8	17	0
Wansley	8	2	74	9.3	12	0

BUCCANEERS	35	18	242	6.9	19	0
OPPONENTS	39	12	489	12.5	52	0

KICKOFF RETURNS	NO.	YDS.	AVG.	LONG	TD
Stecker	25	520	20.8	44	0
Jones	17	271	15.9	25	0
Barlow	10	221	22.1	32	0

BUCCANEERS	55	1,042	18.9	44	0
OPPONENTS	59	1,393	23.6	90	0

USUAL STARTING LINEUP				DEFENSE:			
OFFENSE:							
WR	87	Keenan McCardell	LE	94	Greg Spires		
LT	72	Roman Oben	NT	92	Anthony McFarland		
LG	71	Kerry Jenkins	DT	99	Warren Sapp		
C	76	John Wade	RE	97	Simeon Rice		
RG	60	Cosey Coleman	SLB	56	Ryan Nece		
RT	67	Kenyatta Walker	MLB	53	Shelton Quarles		
TE	85	Ken Dilger	WLB	55	Derrick Brooks		
WR	19	Keyshawn Johnson	LCB	20	Ronde Barber		
QB	14	Brad Johnson	RCB	31	Tim Wansley		
FB	43	Jameel Cook	SS	47	John Lynch		
RB	32	Michael Pittman	FS	26	Dwight Smith		

PASSING	ATT.	CMP.	YDS.	CMP%	YDS/ATT	TD	TD%	INT	INT%	LONG	SK/LOST	RTG
B. Johnson	570	354	3,811	62.1	6.69	26	4.6	21	3.7	76t	20/111	81.5
S. King	22	15	130	68.2	5.91	1	4.5	1	4.5	20	3/25	79.7
BUCCANEERS	592	369	3,941	62.3	6.66	27	4.6	22	3.7	76t	23/136	81.5
OPPONENTS	475	274	2,944	57.7	6.20	16	3.4	20	4.2	75t	36/234	69.7

DATE	W/L	SCORE	OPPONENT	ATT.
9/12	L	10-16	at Washington	90,098
9/19	L	6-10	SEATTLE	65,089
9/26	L	20-30	at Oakland	60,874
10/3	L	13-16	DENVER	65,341
10/10	W	20-17	at New Orleans	64,900
10/18	L	21-28	at St. Louis	66,040
10/24	W	19-7	CHICAGO	65,550
11/7	W	34-31	KANSAS CITY	65,495
11/14	L	14-24	at Atlanta	70,810
11/21	W	35-3	SAN FRANCISCO	65,234
11/28	L	14-21	at Carolina	73,124
12/5	W	27-0	ATLANTA	65,556
12/12	L	24-31	at San Diego	65,858
12/19	L	17-21	NEW ORLEANS	65,075
12/26	L	20-37	CAROLINA	65,880
1/2	L	7-12	at Arizona	31,650

	BUCS	OPP
TOTAL FIRST DOWNS	271	258
Rushing	74	101
Passing	175	131
Penalty	22	26
3rd Down: Made/Att.	75/199 (37.7%)	77/218 (35.3%)
4th Down: Made/Att.	4/6 (66.7%)	3/8 (37.5%)
POSSESSION AVG.	29:43	30:17
TOTAL NET YARDS	4,963	4,552
Avg. Per Game	310.2	284.5
Total Plays	949	961
Avg. Per Play	5.2	4.7
NET YARDS RUSHING	1,489	1,973
Avg. Per Game	93.1	123.3
Total Rushes	393	480
NET YARDS PASSING	3,474	2,579
Avg. Per Game	217.1	161.2
Sacked/Yards Lost	44/299	45/264
Gross Yards	3,773	2,843
Att./Completions	512/340	436/247
Completion Pct.	66.4	56.7
Had Intercepted	18	16
PUNTS/AVERAGE	83/41.8	87/44.4
NET PUNTING AVERAGE	36.8	40.2
PENALTIES/YARDS	117/916	112/897
FUMBLES/FUMBLES LOST	32/18	21/11
TOUCHDOWNS	37	35
Rushing	9	8
Passing	24	21
Returns	4	6

BY QUARTERS	1	2	3	4	OT	TOT
BUCCANEERS	48	101	83	69	0	301
OPPONENTS	68	91	69	76	0	304

SCORING	TD	R	P	RT	PAT	2-PT.	FG	S	PTS
Pittman	10	7	3	0	0-0	0	0-0	0	60
Gramatica	0	0	0	0	21-22	0	11-19	0	54
Clayton	7	0	7	0	0-0	0	0-0	0	42
Galloway	6	0	5	1	0-0	0	0-0	0	36
Taylor	0	0	0	0	11-11	0	4-5	0	23
Dilger	3	0	3	0	0-0	1	0-0	0	20
Alstott	2	2	0	0	0-0	0	0-0	0	12
Barber	2	0	0	2	0-0	0	0-0	0	12
Jurevicius	2	0	2	0	0-0	0	0-0	0	12
BUCCANEERS	37	9	24	4	32-33	1-4	15-24	0	301
OPPONENTS	35	8	21	6	34-35	0-0	20-31	0	304

FIELD GOALS	1-19	20-29	30-39	40-49	50+	LG
Gramatica	0-0	6-7	3-6	1-5	1-1	53
Taylor	0-0	0-0	2-3	1-1	1-1	50
BUCCANEERS	0-0	6-7	5-9	2-6	2-2	53
OPPONENTS	0-0	4-4	5-8	6-8	1-5	50

PASSING	ATT.	CMP.	YDS.	CMP%	YDS/ATT
Griese	336	233	2,632	69.3	7.83
B. Johnson	103	65	674	63.1	6.54
Simms	73	42	467	57.5	6.40
BUCCANEERS	512	340	3,773	66.4	7.37
OPPONENTS	436	247	2,843	56.7	6.52

RUSHING	NO.	YDS.	AVG.	LONG	TD
Pittman	219	926	4.2	78t	7
Alstott	67	230	3.4	32	2
Garner	30	111	3.7	25	0
Graham	13	73	5.6	13	0
Clayton	5	30	6.0	15	0
Smart	2	26	13.0	25	0

BUCCANEERS	NO.	YDS.	AVG.	LONG	TD
OPPONENTS	393	1,489	3.8	78t	9
	480	1,973	4.1	64t	8

RECEIVING	NO.	YDS.	AVG.	LONG	TD
Clayton	80	1,193	14.9	75t	7
Pittman	41	391	9.5	68	3
Dilger	39	345	8.8	45t	3
Galloway	33	416	12.6	36t	5
Alstott	29	202	7.0	20	0
Jurevicius	27	333	12.3	42t	2
Brown	24	200	8.3	21	1

BUCCANEERS	NO.	YDS.	AVG.	LONG	TD
OPPONENTS	340	3,773	11.1	75t	24
	247	2,843	11.5	79t	21

INTERCEPTIONS	NO.	YDS.	AVG.	LONG	TD
Kelly	4	101	25.3	75	0
Barber	3	23	7.7	23	0
D. Smith	3	13	4.3	13	0
Cox	1	55	55.0	55t	1
Gold	1	31	31.0	31	0
Brooks	1	3	3.0	3	0

BUCCANEERS	NO.	YDS.	AVG.	LONG	TD
OPPONENTS	16	239	14.9	75	1
	18	328	18.2	46t	4

TACKLES	SOLO	ASST.	TOTAL
Brooks	133	39	172
Quarles	91	72	163
Gold	70	50	120
Barber	84	27	111
D. Smith	83	21	104

SACKS	NO.	YDS.	AVG.	LONG	TD
Rice	12.0	Burns		23	
Spires	8.0	Howell		19	
White	6.0	Ivy		17	
Ahanotu	3.5	Nece		16	
Quarles	3.5	Gooch		15	
Barber	3.0	Cooper		11	
Brooks	3.0	Allen		8	
McFarland	3.0	Barber		6	

BUCCANEERS	NO.	YDS.	AVG.	NET	TB	IN20	LG	BK
OPPONENTS	45.0	3,472	42.3	36.8	7	23	60	1
	44.0	3,472	41.8	36.8	7	23	60	1

PUNTING	NO.	YDS.	AVG.	NET	TB	IN20	LG	BK
Bidwell	82	3,472	42.3	36.8	7	23	60	1
BUCCANEERS	83	3,472	41.8	36.8	7	23	60	1
OPPONENTS	87	3,867	44.4	40.2	8	34	81	0

PUNT RETURNS	RET.	FC	YDS.	AVG.	LONG	TD
Galloway	20	8	142	7.1	59t	1
Brown	6	12	48	8.0	14	0
BUCCANEERS	33	22	213	6.5	59t	1
OPPONENTS	31	24	279	9.0	53	0

KICKOFF RETURNS	NO.	YDS.	AVG.	LONG	TD
Cox	33	866	26.2	59	0
Murphy	8	208	26.0	54	0
Smart	8	167	20.9	27	0

BUCCANEERS	NO.	YDS.	AVG.	LONG	TD
OPPONENTS	60	1,450	24.2	59	0
	58	1,315	22.7	98t	1

USUAL STARTING LINEUP			
OFFENSE:		DEFENSE:	
WR	80 Michael Clayton	LE	94 Greg Spires
LT	70 Derrick Deese	NT	91 Chartric Darby
LG	78 Matt Stinchcomb	DE	92 Anthony McFarland
C	76 John Wade/79 Sean Mahan	DT	97 Simeon Rice
RG	60 Cosey Coleman	SLB	52 Ian Gold
RT	67 Kenyatta Walker	MLB	53 Shelton Quarles
TE	85 Ken Dilger	WLB	55 Derrick Brooks
WR	84 Joey Galloway	LCB	20 Ronde Barber
QB	8 Brian Griese	RCB	25 Brian Kelly
FB	40 Mike Alstott	SS	26 Dwight Smith
RB	32 Michael Pittman	FS	23 Jermaine Phillips

PASSING	ATT.	CMP.	YDS.	CMP%	YDS/ATT	TD	TD%	INT	INT%	LONG	SK/LOST	RTG
Griese	336	233	2,632	69.3	7.83	20	6.0	12	3.6	68	26/169	97.5
B. Johnson	103	65	674	63.1	6.54	3	2.9	3	2.9	54	8/55	79.5
Simms	73	42	467	57.5	6.40	1	1.4	3	4.1	75t	10/75	64.1
BUCCANEERS	512	340	3,773	66.4	7.37	24	4.7	18	3.5	75t	44/299	89.1
OPPONENTS	436	247	2,843	56.7	6.52	21	4.8	16	3.7	79t	45/264	77.2

DATE	W/L	SCORE	OPPONENT	ATT.
9/11	W	24-13	at Minnesota	63,939
9/18	W	19-3	BUFFALO	64,777
9/25	W	17-16	at Green Bay	70,518
10/2	W	17-13	DETROIT	64,994
10/9	L	12-14	at N.Y. Jets	77,852
10/16	W	27-13	MIAMI	65,168
10/30	L	10-15	at San Francisco	63,358
11/6	L	14-34	CAROLINA	65,014
11/13	W	36-35	WASHINGTON	65,421
11/20	W	30-27	at Atlanta	70,794
11/27	L	10-13	CHICAGO	65,506
12/4	W	10-3	at New Orleans	34,411
12/11	W	20-10	at Carolina	73,467
12/17	L	0-28	at New England	68,756
12/24	W	27-24 (ot)	ATLANTA	65,482
1/1	W	27-13	NEW ORLEANS	65,379

PLAYOFFS

1/7	L	10-17	WASHINGTON	65,514
-----	---	-------	------------	--------

	BUCS	OPP
TOTAL FIRST DOWNS	268	254
Rushing	83	75
Passing	161	148
Penalty	24	31
3rd Down: Made/Att.	87/221 (39.4%)	75/214 (35.0%)
4th Down: Made/Att.	4/7 (57.1%)	7/18 (38.9%)
POSSESSION AVG.	30:45	29:15
TOTAL NET YARDS	4,716	4,444
Avg. Per Game	294.8	277.8
Total Plays	985	950
Avg. Per Play	4.8	4.7
NET YARDS RUSHING	1,826	1,515
Avg. Per Game	114.1	94.7
Total Rushes	457	438
NET YARDS PASSING	2,890	2,929
Avg. Per Game	180.6	183.1
Sacked/Yards Lost	41/281	36/229
Gross Yards	3,171	3,158
Att./Completions	487/303	476/275
Completion Pct.	62.2	57.8
Had Intercepted	14	17
PUNTS/AVERAGE	90/45.6	80/43.9
NET PUNTING AVERAGE	37.5	36.7
PENALTIES/YARDS	131/1085	108/830
FUMBLES/FUMBLES LOST	16/9	25/13
TOUCHDOWNS	33	28
Rushing	13	10
Passing	17	15
Returns	3	3

BY QUARTERS	1	2	3	4	OT	TOT
BUCCANEERS	64	103	48	82	3	300
OPPONENTS	50	100	57	67	0	274

SCORING	TD	R	P	RT	PAT	2-PT.	FG	S	PTS
M. Bryant	0	0	0	0	31-31	0	21-25	0	94
Galloway	10	0	10	0	0-0	0	0-0	0	60
Alstott	7	6	1	0	0-0	1	0-0	0	44
Williams	6	6	0	0	0-0	0	0-0	0	36
Pittman	2	1	1	0	0-0	0	0-0	0	12
Smith	2	0	2	0	0-0	0	0-0	0	12
BUCCANEERS	33	13	17	3	32-32	1-1	22-27	1	300
OPPONENTS	28	10	15	3	26-27	1-1	26-33	0	274

FIELD GOALS	1-19	20-29	30-39	40-49	50+	LG
Bryant	0-0	2-4	8-8	10-11	1-2	50
France	0-0	1-1	0-0	0-1	0-0	28
BUCCANEERS	0-0	3-5	8-8	10-12	1-2	50
OPPONENTS	0-0	9-10	7-8	8-12	2-3	53

RUSHING	NO	YDS	AVG	LG	TD
Williams	290	1,178	4.1	71t	6
Pittman	70	436	6.2	64	1
Graham	28	83	3.0	16	0
Alstott	34	80	2.4	9	6
Simms	19	31	1.6	10	0
Griese	13	12	0.9	7	0
Galloway	2	4	2.0	4	0
Clayton	1	2	2.0	2	0
BUCCANEERS	457	1,826	4.0	71t	13
OPPONENTS	438	1,515	3.5	31	10

PASSING	ATT.	CMP.	YDS.	CMP%	YDS/ATT	TD	TD%	INT	INT%	LONG	SK/LOST	RTG
Simms	313	191	2,035	61.0	6.50	10	3.2	7	2.2	78t	29/205	81.4
Griese	174	112	1,136	64.4	6.53	7	4.0	7	4.0	80t	12/76	79.6
BUCCANEERS	487	303	3,171	62.2	6.51	17	3.5	14	2.9	80t	41/281	80.7
OPPONENTS	476	275	3,158	57.8	6.63	15	3.2	17	3.6	62	36/229	73.5

RECEIVING	NO	YDS	AVG	LG	TD
Galloway	83	1,287	15.5	80t	10
Smith	41	367	9.0	24	2
Pittman	36	300	8.3	41t	1
Hilliard	35	282	8.1	22	1
Clayton	32	372	11.6	41	0
Alstott	25	222	8.9	24	1
Williams	20	81	4.1	15	0
Becht	16	112	7.0	17	0
Cook	7	43	6.1	11	1
Shepherd	6	103	17.2	46	1
Moore	1	5	5.0	5	0
Simms	1	-3	-3.0	-3	0

BUCCANEERS	303	3,171	10.5	80t	17
OPPONENTS	275	3,158	11.5	62	15

INTERCEPTIONS	NO	YDS	AVG	LG	TD
Barber	5	105	21.0	42	0
Kelly	4	19	4.8	14	0
Allen	3	26	8.7	26	0
Bolden	2	46	23.0	28	0
Jackson	1	21	21.0	21	0
Rice	1	6	6.0	6	0
Brooks	1	0	0.0	0	0

BUCCANEERS	17	223	13.1	42	0
OPPONENTS	14	480	34.3	88t	2

TACKLES	SOLO	ASST.	TOTAL
Quarles	114	82	196
Brooks	110	64	174
Barber	98	22	120
Nece	48	56	104
Phillips	60	25	85

SACKS		SPECIAL TEAM TACKLES	
Rice	14.0	Pearson	25
Spires	4.0	Cook	23
Brooks	3.0	Cox	19
White	3.0	Ruud	18
Barber	2.0	Graham	18
McFarland	2.0	Cooper	16
Nece	2.0	Nece	15
Wymys	2.0	Allen	14

BUCCANEERS	36.0		
OPPONENTS	41.0		

PUNTING	NO	YDS	AVG	NET	TB	IN20	LG	BK
Bidwell	90	4,101	45.6	37.5	13	24	61	0
BUCCANEERS	90	4,101	45.6	37.5	13	24	61	0
OPPONENTS	80	3,509	43.9	36.7	4	18	62	0

PUNT RETURNS	RET	FC	YDS	AVG	LONG	TD
Jones	51	18	492	9.6	31	0
BUCCANEERS	51	18	492	9.6	31	0
OPPONENTS	49	16	466	9.5	44	0

KICKOFF RETURNS	RET	YDS	AVG	LONG	TD
Cox	24	464	19.3	30	0
Shepherd	20	414	20.7	30	0
Jones	5	95	19.0	24	0
Graham	4	74	18.5	22	0
Pittman	3	85	28.3	37	0
Smith	1	12	12.0	12	0
Alstott	1	2	2.0	2	0
Bradley	1	2	2.0	2	0

BUCCANEERS	59	1,148	19.5	37	0
OPPONENTS	63	1,368	21.7	94t	1

USUAL STARTING LINEUP			
OFFENSE:		DEFENSE:	
WR	80 Michael Clayton	LE	94 Greg Spires
LT	69 Anthony Davis	NT	95 Chris Hovan
LG	72 Dan Buenning	DT	92 Anthony McFarland
C	76 John Wade	RE	97 Simeon Rice
RG	79 Sean Mahan	SLB	56 Ryan Nece
RT	67 Kenyaatta Walker	MLB	53 Shelton Quarles
TE	88 Anthony Becht	WLB	55 Derrick Brooks
WR	84 Joey Galloway	LCB	25 Brian Kelly
QB	2 Chris Simms	RCB	20 Ronde Barber
FB/TE	40 Mike Alstott/	SS	23 Jermaine Phillips
	81 Alex Smith	FS	34 Dexter Jackson
RB	24 Camell Williams		

DATE	W/L	SCORE	OPPONENT	ATT.
9/10	L	0-27	BALTIMORE	65,087
9/17	L	3-14	at Atlanta	70,828
9/24	L	24-26	CAROLINA	65,423
10/8	L	21-24	at New Orleans	68,183
10/15	W	14-13	CINCINNATI	65,732
10/22	W	23-21	PHILADELPHIA	65,808
10/29	L	3-17	at N.Y. Giants	78,647
11/5	L	14-31	NEW ORLEANS	65,561
11/13	L	10-24	at Carolina	73,573
11/19	W	20-17	WASHINGTON	65,699
11/23	L	10-38	at Dallas	63,183
12/3	L	3-20	at Pittsburgh	59,843
12/10	L	6-17	ATLANTA	65,691
12/17	L	31-34 (ot)	at Chicago	62,260
12/24	W	22-7	at Cleveland	69,603
12/31	L	7-23	SEATTLE	65,660

	BUCS	OPP
TOTAL FIRST DOWNS	237	300
Rushing	82	108
Passing	133	174
Penalty	22	18
3rd Down: Made/Att	82/222 (36.9%)	82/217 (37.8%)
4th Down: Made/Att	4/16 (25.0%)	5/12 (41.7%)
POSSESSION AVG.	28:06	31:54
TOTAL NET YARDS	4,321	5,271
Avg. Per Game	270.1	329.4
Total Plays	972	1,015
Avg. Per Play	4.4	5.2
NET YARDS RUSHING	1,523	1,917
Avg. Per Game	95.2	119.8
Total Rushes	404	497
NET YARDS PASSING	2,798	3,354
Avg. Per Game	174.9	209.6
Sacked/Yards Lost	33/196	25/166
Gross Yards	2,994	3,520
Att./Completions	535/296	493/301
Completion Pct.	55.3	61.1
Had Intercepted	18	11
PUNTS/AVERAGE	93/43.5	81/41.6
NET PUNTING AVG.	93/36.8	81/35.3
PENALTIES/YARDS	87/732	83/658
FUMBLES/BALL LOST	27/14	25/9
TOUCHDOWNS	23	41
Rushing	6	11
Passing	14	26
Returns	3	4

BY QUARTERS	1	2	3	4	OT	TOT
BUCCANEERS	30	53	58	70	0	211
OPPONENTS	82	89	95	84	3	353

SCORING	TD	R	P	RT	PAT	2-PT.	FG	S	PTS
M. Bryant	0	0	0	0	22-23	0	17-22	0	73
Galloway	7	0	7	0	0-0	0	0-0	0	42
Alstott	3	3	0	0	0-0	0	0-0	0	18
Smith	3	0	3	0	0-0	0	0-0	0	18
Barber	2	0	0	2	0-0	0	0-0	0	12
Hilliard	2	0	2	0	0-0	0	0-0	0	12
BUCCANEERS	23	6	14	3	22-23	0	17-22	0	211
OPPONENTS	41	11	26	4	41-41	0	22-30	0	353

FIELD GOALS	1-19	20-29	30-39	40-49	50+	LG
M. Bryant	0-0	8-8	3-3	5-9	1-2	62
BUCCANEERS	0-0	8-8	3-3	5-9	1-2	62
OPPONENTS	0-0	7-7	6-12	6-7	3-4	51

RUSHING	NO	YDS	AVG	LG	TD
C. Williams	225	798	3.5	38	1
Pittman	50	245	4.9	32	1
Alstott	60	171	2.9	17	3
Gradkowski	41	161	3.9	14	0
Graham	11	9	5.4	17	0
Clayton	5	41	8.2	27	0
Stovall	2	29	14.5	18	0
Galloway	2	9	4.5	7	0
BUCCANEERS	404	1,523	3.8	38	6
OPPONENTS	497	1,917	3.9	57	11

PASSING	ATT.	CMP.	YDS.	CMP%	YDS/ATT	TD	TD%	INT	INT%	LONG	SK/LOST	RTG
Gradkowski	328	177	1,661	54.0	5.06	9	2.7	9	2.7	53	25/146	65.9
Simms	106	58	585	54.7	5.52	1	0.9	7	6.6	55	4/32	46.3
Rattay	101	61	748	60.4	7.41	4	4.0	2	2.0	64t	4/18	88.2
BUCCANEERS	535	296	2,994	55.3	5.60	14	2.6	18	3.4	64t	33/196	66.2
OPPONENTS	493	301	3,520	61.1	7.14	26	5.3	11	2.2	52t	25/166	91.0

RECEIVING	NO	YDS	AVG	LG	TD
Galloway	62	1,057	17.0	64t	7
Pittman	47	405	8.6	25	0
Smith	35	250	7.1	27	3
Hilliard	34	339	10.0	44t	2
Clayton	33	356	10.8	27	1
C. Williams	30	196	6.5	21	0
Alstott	21	85	4.0	18	0
Becht	18	115	6.4	13	1
Stovall	7	102	14.6	27	0
Warren	5	63	12.6	26	0
BUCCANEERS	296	2,994	10.1	64t	14
OPPONENTS	301	3,520	11.7	52t	26

INTERCEPTIONS	NO	YDS	AVG	LG	TD
Barber	3	103	34.3	66t	2
Brooks	3	51	17.0	21t	1
Phillips	2	45	22.5	29	0
Buchanon	2	0	0.0	0	0
Bolden	1	27	27.0	27	0
BUCCANEERS	11	226	20.5	66t	3
OPPONENTS	18	280	15.6	60t	1

TACKLES	SOLO	ASST.	TOTAL
Brooks	98	52	150
Quarles	70	66	136
Phillips	87	37	124
Barber	83	25	108
Nece	52	41	93

SACKS		SPECIAL TEAM TACKLES	
Spire	5.0	Cox	20
White	5.0	Graham	20
Wyms	5.0	Adams	19
Quarles	2.5	Cash	17
Hovan	2.0	Mallard	15

BUCCANEERS	25.0
OPPONENTS	33.0

PUNTING	NO	YDS	AVG	NET	TB	IN20	LG	BK
Bidwell	93	4,045	43.5	36.8	7	20	59	0
BUCCANEERS	93	4,045	43.5	36.8	7	20	59	0
OPPONENTS	81	3,373	41.6	35.3	8	25	58	0

PUNT RETURNS	RET	FC	YDS	AVG	LONG	TD
Hilliard	24	3	163	6.8	16	0
Jones	20	4	155	7.8	18	0
Buchanon	6	2	16	2.7	8	0
BUCCANEERS	54	9	353	6.5	18	0
OPPONENTS	50	16	487	9.7	65t	1

KICKOFF RETURNS	RET	YDS	AVG	LONG	TD
Pittman	39	867	22.2	37	0
Cox	18	387	21.5	44	0
BUCCANEERS	61	1,307	21.4	44	0
OPPONENTS	46	846	18.4	34	0

USUAL STARTING LINEUP			
OFFENSE:		DEFENSE:	
WR	80 Michael Clayton	LE	94 Greg Spires
LT	69 Anthony Davis	NT	95 Chris Hovan
LG	79 Sean Mahan/	DT	96 Ellis Wynn
	72 Dan Buening	RE	97 Simeon Rice/
C	76 John Wade		90 Dewayne White
RG	75 Davin Joseph	OLB	56 Ryan Nece
RT	65 Jeremy Trueblood	MLB	53 Shelton Quarles
TE	88 Anthony Becht	OLB	55 Derrick Brooks
WR	84 Joey Galloway	LCB	21 Juran Bolden
QB	7 Bruce Gradkowski	RCB	20 Ronde Barber
FB	40 Mike Alstott	SS	23 Jermaine Phillips
RB	24 Carnell Williams	FS	26 Will Allen

2007

RECORD: 9-7 HEAD COACH: JON GRUDEN

DATE	W/L	SCORE	OPPONENT	ATT.
9/09	L	6-20	at Seattle	68,044
9/16	W	31-14	NEW ORLEANS	65,178
9/23	W	24-3	ST. LOUIS	65,267
9/30	W	20-7	at Carolina	73,707
10/07	L	14-33	at Indianapolis	57,202
10/14	W	13-10	TENNESSEE	65,347
10/21	L	16-23	at Detroit	60,442
10/28	L	23-24	JACKSONVILLE	65,133
11/04	W	17-10	ARIZONA	65,267
11/18	W	31-7	at Atlanta	69,480
11/25	W	19-13	WASHINGTON	65,596
12/02	W	27-23	at New Orleans	70,009
12/09	L	14-28	at Houston	70,237
12/16	W	37-3	ATLANTA	65,133
12/23	L	19-21	at San Francisco	68,193
12/30	L	23-31	CAROLINA	65,609

PLAYOFFS

1/6	L	14-24	N.Y. GIANTS	65,621
-----	---	-------	-------------	--------

	BUCS	OPP
TOTAL FIRST DOWNS	281	258
Rushing	98	93
Passing	162	158
Penalty	21	7
3rd Down: Made/Att	82/123 (38.5%)	92/224 (41.1%)
4th Down: Made/Att	5/13 (38.5%)	9/16 (56.3%)
POSSESSION AVG.	30:27	29:33
TOTAL NET YARDS	5,229	4,454
Avg. Per Game	326.8	278.4
Total Plays	975	977
Avg. Per Play	5.4	4.6
NET YARDS RUSHING	1,872	1,726
Avg. Per Game	117.0	107.9
Total Rushes	449	454
NET YARDS PASSING	3,357	2,728
Avg. Per Game	209.8	170.5
Sacked/Yards Lost	36/222	33/207
Gross Yards	3,579	2,935
Att./Completions	490/316	490/297
Completion Pct.	64.5	60.6
Had Intercepted	8	16
PUNTS/AVERAGE	78/43.4	83/43.5
NET PUNTING YARD	78/37.2	83/38.3
PENALTIES/YARDS	81/614	86/706
FUMBLES/BALL LOST	18/12	31/19
TOUCHDOWNS	36	32
Rushing	15	11
Passing	18	18
Returns	3	3

BY QUARTERS	1	2	3	4	OT	TOT
BUCCANEERS	84	109	72	69	0	334
OPPONENTS	51	66	55	98	0	270

SCORING	TD	R	P	RT	PAT	2-PT.	FG	S	PTS
Bryant	0	0	0	0	34/34	0	28/33	0	118
Graham	10	10	0	0	0-0	0	0-0	0	60
Galloway	6	0	6	0	0-0	0	0-0	0	36
Stevens	4	0	4	0	0-0	0	0-0	0	24
A. Smith	3	0	3	0	0-0	0	0-0	0	18
Williams	3	3	0	0	0-0	0	0-0	0	18
BUCCANEERS	36	15	18	3	34/34	0	28/33	0	334
OPPONENTS	32	11	18	3	31/32	0	15/18	1	270

RUSHING	NO	YDS	AVG	LG	TD
Graham	222	898	4.0	28t	10
Pittman	68	286	4.2	29	0
M. Bennett	41	189	4.6	28	1
Williams	54	208	3.9	20	3
McCown	12	117	9.8	31	0
Garcia	35	116	3.3	21	1
Clayton	5	22	4.4	20	0
Gradkowski	7	20	2.9	13	0
Darby	2	9	4.5	7	0
Hilliard	1	6	6.0	6	0
Galloway	1	1	1.0	1	0
Crockett	1	0	0.0	0	0
BUCCANEERS	449	1,872	4.2	31	15
OPPONENTS	454	1,726	3.8	32t	11

PASSING	ATT.	CMP.	YDS.	CMP%	YDS/ATT	TD	TD%	INT	INT%	LONG	SK/LOST	RTG
Garcia	327	209	2,440	63.9	7.46	13	4.0	4	1.2	69t	19/104	94.6
McCown	139	94	1,009	67.6	7.26	5	3.6	3	2.2	60	15/104	91.7
Gradkowski	24	13	130	54.2	5.42	0	0.0	1	4.2	20	2/14	52.4
BUCCANEERS	490	316	3,579	64.5	7.30	18	3.7	8	1.6	69t	36/222	91.7
OPPONENTS	490	297	2,935	60.6	5.99	18	3.7	16	3.3	58	33/207	76.2

RECEIVING	NO	YDS	AVG	LG	TD
Hilliard	62	722	11.6	56	1
Galloway	57	1014	17.8	69t	6
Graham	49	324	6.6	21	0
A. Smith	32	385	12.0	33	3
Pittman	26	191	7.3	16	0
Clayton	22	301	13.7	39	0
Stevens	18	189	10.5	24t	4
Askw	18	175	9.7	22	0
M. Bennett	5	54	10.8	23t	1
Stovall	10	86	8.6	13	1
C. Lucas	5	82	16.4	52	0
Becht	5	20	4.0	9	2
Williams	3	17	5.7	8	0
Darby	2	16	8.0	9	0
Storer	2	3	1.5	2	0

BUCCANEERS	316	3,579	11.3	69t	18
OPPONENTS	297	2,935	9.9	58	18

INTERCEPTIONS	NO	YDS	AVG	LG	TD
Phillips	4	2	0.5	2	0
Buchanon	3	22	7.3	19	0
Barber	2	32	16.0	29t	1
Jackson	2	26	13.0	26	0
Ruud	2	7	3.5	5	0
Kelly	2	0	0.0	0	0
June	1	0	0.0	0	0

BUCCANEERS	16	89	5.6	29t	1
OPPONENTS	8	167	20.9	62	2

TACKLES	SOLO	ASST.	TOTAL
Ruud	99	70	169
Brooks	112	50	162
June	75	45	120
Phillips	75	45	120
Haye	86	11	97
Hovan	78	17	95

SACKS		SPECIAL TEAM TACKLES	
White	8.0	Pearson	21
Adams	6.0	Stovall	18
Haye	6.0	Black	17
Carter	3.0	Nece	16
Spire	2.0	Allen	15

BUCCANEERS	33.0								
OPPONENTS	36.0								

PUNTING	NO	YDS	AVG	NET	TB	IN20	LG	BK
Bidwell	77	3,382	43.9	37.2	10	30	61	1
BUCCANEERS	78	3,382	43.4	37.2	10	30	61	1
OPPONENTS	83	3,613	43.5	38.3	5	26	76	0

PUNT RETURNS	RET	FC	YDS	AVG	LONG	TD
Buchanon	16	0	55	3.4	24	0
Hilliard	15	4	92	6.1	20	0
Jones	12	6	143	11.9	35	0
BUCCANEERS	50	13	334	6.7	35	0
OPPONENTS	38	11	280	7.4	56	0

KICKOFF RETURNS	RET	YDS	AVG	LONG	TD
Spurlock	16	444	27.8	90t	1
Jones	10	286	28.6	36	0
Clayton	8	172	21.5	26	0

BUCCANEERS	48	1,119	23.3	90t	1
OPPONENTS	68	1,328	19.5	97t	1

FIELD GOALS	1-19	20-29	30-39	40-49	50+	LG
Bryant	0/0	11/12	11/11	6/7	0/3	49

BUCCANEERS	0/0	11/12	11/11	6/7	0/3	49
OPPONENTS	1/1	3/3	5/6	6/8	0/0	48

USUAL STARTING LINEUP	DEFENSE:
WR 19 Ike Hilliard	LE 93 Kevin Carter
LT 70 Donald Penn	NT 95 Chris Hovan
LG 78 Aaron Sears	DT 71 Jovan Haye
C 76 John Wade	RE 90 Gaines Adams
RG 75 Davin Joseph	OLB 59 Cato June
RT 65 Jeremy Trueblood	MLB 51 Barrett Ruud
TE 81 Alex Smith	OLB 55 Derrick Brooks
WR 84 Joey Galloway	LCB 31 Phillip Buchanon
QB 7 Jeff Garcia	RCB 20 Ronde Barber
FB 35 B.J. Askw	SS 23 Jermaine Phillips
RB 34 Earnest Graham	FS 28 Tanard Jackson

DATE	W/L	SCORE	OPPONENT	ATT.
9/7	L	20-24	at New Orleans	69,881
9/14	W	24-9	ATLANTA	63,611
9/21	W	27-24 (ot)	at Chicago	62,051
9/28	W	30-21	GREEN BAY	64,122
10/5	L	13-16	at Denver	75,480
10/12	W	27-3	CAROLINA	64,211
10/19	W	20-10	SEATTLE	64,811
10/26	L	9-13	at Dallas	63,254
11/2	W	30-27 (ot)	at Kansas City	74,045
11/16	W	19-13	MINNESOTA	65,278
11/23	W	38-20	at Detroit	49,096
11/30	W	23-20	NEW ORLEANS	64,430
12/8	L	23-38	at Carolina	74,113
12/14	L	10-13 (ot)	at Atlanta	65,045
12/21	L	24-41	SAN DIEGO	64,778
12/28	L	24-31	OAKLAND	64,847

	BUCS	OPP
TOTAL FIRST DOWNS	298	259
Rushing	100	87
Passing	184	153
Penalty	14	19
3rd Down: Made/Att	88/229	81/214
3rd Down Pct.	38.4	37.9
4th Down: Made/Att	10/18	5/13
4th Down Pct.	55.6	38.5
POSSESSION AVG.	31:23	28:37
TOTAL NET YARDS	5,456	4,898
Avg. Per Game	341.0	306.1
Total Plays	1,045	945
Avg. Per Play	5.2	5.2
NET YARDS RUSHING	1,837	1,901
Avg. Per Game	114.8	118.8
Total Rushes	451	441
NET YARDS PASSING	3,619	2,997
Avg. Per Game	226.2	187.3
Sacked/Yards Lost	32/169	29/190
Gross Yards	3,788	3,187
Attempts/Completions	562/355	475/276
Completion Pct.	63.2	58.1
Had Intercepted	13	22
PUNTS/AVERAGE	77/44.5	81/43.6
NET PUNTING AVG.	37.6	35.4
PENALTIES/YARDS	95/834	88/660
FUMBLES/BALL LOST	21/13	16/8
TOUCHDOWNS	38	34
Rushing	13	8
Passing	18	23
Returns	7	3

BY QUARTERS	1	2	3	4	OT	TOT
BUCCANEERS	61	112	86	96	6	361
OPPONENTS	77	86	51	106	3	323

SCORING	TD	R	P	RT	PAT	2-PT.	FG	S	PTS
M. Bryant	0	0	0	0	35/36	0	32/38	0	131
A. Bryant	7	0	7	0	0/0	0	0/0	0	42
E. Graham	4	4	0	0	0/0	0	0/0	0	24
I. Hilliard	4	0	4	0	0/0	0	0/0	0	24
C. Williams	4	4	0	0	0/0	0	0/0	0	24
A. Smith	3	0	3	0	0/0	1	0/0	0	20
BUCCANEERS	38	13	18	7	35/36	1	32/38	0	361
OPPONENTS	34	8	23	3	33/33	1	28/30	0	323

RUSHING	NO	YDS	AVG	LG	TD
W. Dunn	186	786	4.2	40	2
E. Graham	132	563	4.3	68t	4
C. Williams	63	233	3.7	28	4
J. Garcia	35	148	4.2	20	1
C. Smith	8	40	5.0	10	0
A. Bryant	2	22	11.0	13	0
L. McCown	3	15	5.0	12	0
B. Askew	7	14	2.0	3	2
M. Bennett	7	12	1.7	4	0
M. Clayton	2	5	2.5	4	0
I. Hilliard	1	0	0.0	0	0
B. Griese	5	-1	-0.2	3	0
BUCCANEERS	451	1,837	4.1	68t	13
OPPONENTS	441	1,901	4.3	67t	8

PASSING	ATT.	CMP.	YDS.	CMP%	YDS/ATT
J. Garcia	376	244	2712	64.9	7.21
B. Griese	184	110	1073	59.8	5.83
E. Graham	1	1	3	100.0	3.00
L. McCown	1	0	0	0.0	0.00
BUCCANEERS	562	355	3,788	63.2	6.74
OPPONENTS	475	276	3,187	58.1	6.71

RECEIVING	NO	YDS	AVG	LG	TD
A. Bryant	83	1,248	15.0	71t	7
I. Hilliard	47	424	9.0	36t	4
W. Dunn	47	330	7.0	36	0
M. Clayton	38	484	12.7	58t	1
J. Stevens	36	397	11.0	31	2
E. Graham	23	174	7.6	24	0
A. Smith	21	250	11.9	34	3
J. Gilmore	15	147	9.8	36	1
J. Galloway	13	138	10.6	22	0
B. Askew	13	66	5.1	18	0
C. Williams	7	43	6.1	25	0
C. Smith	4	24	6.0	13	0
M. Stovall	3	25	8.3	9	0
J. Cook	3	24	8.0	12	0
B. Clark	1	12	12.0	12	0
M. Bennett	1	2	2.0	2	0

BUCCANEERS	355	3,788	10.7	71t	18
OPPONENTS	276	3,187	11.5	84t	23

INTERCEPTIONS	NO	YDS	AVG	LG	TD
R. Barber	4	69	17.3	65t	1
A. Talib	4	32	8.0	19	0
J. Phillips	3	72	24.0	58	0
S. Piscitelli	2	106	53.0	84	0
G. Adams	2	50	25.0	45t	1
P. Buchanon	2	33	16.5	26t	1
B. Ruud	2	10	5.0	10	0
T. Jackson	1	25	25.0	25	0
C. June	1	1	1.0	1	0
D. Brooks	1	-2	-2.0	-2	0

BUCCANEERS	22	396	18.0	84	3
OPPONENTS	13	233	17.9	62t	2

TACKLES	SOLO	ASST.	TOTAL
B. Ruud	130	48	178
D. Brooks	64	47	111
C. June	68	36	104
T. Jackson	68	34	102
R. Barber	70	30	100

SACKS		SPECIAL TEAM TACKLES	
G. Adams	6.5	Q. Black	24
G. White	5.0	W. Allen	21
J. Wilkerson	5.0	T. Jackson	18
K. Carter	4.0	E. Mack	12
B. Ruud	3.0	A. Hayward	12

BUCCANEERS	29.0
OPPONENTS	32.0

PUNTING	NO	YDS	AVG	NET	TB	IN20	LG	BK
J. Bidwell	77	3,426	44.5	37.6	7	27	64	0

BUCCANEERS	77	3,426	44.5	37.6	7	27	64	0
OPPONENTS	81	3,528	43.6	35.4	11	15	70	2

PUNT RETURNS	RET	FC	YDS	AVG	LONG	TD
C. Smith	23	4	324	14.1	70t	1
D. Jackson	20	0	97	4.9	19	0

BUCCANEERS	47	11	440	9.4	70t	1
OPPONENTS	39	10	392	10.1	43	0

KICKOFF RETURNS	RET	YDS	AVG	LONG	TD
C. Smith	36	992	27.6	97t	1
D. Jackson	14	327	23.4	45	0

BUCCANEERS	60	1,486	24.8	97t	1
OPPONENTS	74	1,542	20.8	61	0

FIELD GOALS	1-19	20-29	30-39	40-49	50+	LG
M. Bryant	0/0	12/12	15/15	5/8	0/3	49
BUCCANEERS	0/0	12/12	15/15	5/8	0/3	49
OPPONENTS	0/0	10/10	8/9	8/9	2/2	57

USUAL STARTING LINEUP	OFFENSE:	DEFENSE:
-----------------------	----------	----------

WR	80 Michael Clayton	LE	93 Kevin Carter
LT	70 Donald Penn	NT	95 Chris Hovan
LG	78 Arron Sears	DT	71 Jovan Hays
C	52 Jeff Faine	RE	90 Gaines Adams
RG	75 Davin Joseph	OLB	59 Cato June
RT	65 Jeremy Trueblood	MLB	51 Barrett Ruud
TE	81 Alex Smith	OLB	55 Derrick Brooks
TE	88 John Gilmore	LCB	31 Phillip Buchanon
WR	89 Antonio Bryant	RCB	20 Ronde Barber
QB	7 Jeff Garcia	SS	23 Jermaine Phillips
RB	34 Earnest Graham	FS	36 Tanard Jackson

PASSING	ATT.	CMP.	YDS.	CMP%	YDS/ATT	TD	TD%	INT	INT%	LONG	SK/LOST	RTG
J. Garcia	376	244	2712	64.9	7.21	12	3.2	6	1.6	71t	23/100	90.2
B. Griese	184	110	1073	59.8	5.83	5	2.7	7	3.8	38	9/69	69.4
E. Graham	1	1	3	100.0	3.00	1	100.0	0	0.0	3t	0/0	118.8
L. McCown	1	0	0	0.0	0.00	0	0.0	0	0.0	-	0/0	39.6
BUCCANEERS	562	355	3,788	63.2	6.74	18	3.2	13	2.3	71t	32/169	83.8
OPPONENTS	475	276	3,187	58.1	6.71	23	4.8	22	4.6	84t	29/190	75.3

2009

RECORD: 3-13 HEAD COACH: RAHEEM MORRIS

DATE	W/L	SCORE	OPPONENT	ATT.
9/13	L	21-34	DALLAS	63,806
9/20	L	20-33	at Buffalo	70,318
9/27	L	0-24	N.Y. GIANTS	63,689
10/4	L	13-16	at Washington	86,412
10/11	L	14-33	at Philadelphia	69,144
10/18	L	21-28	CAROLINA	62,422
10/25	L	7-35	NEW ENGLAND (London)	84,254
11/8	W	38-28	Green Bay	62,994
11/15	L	23-25	at Miami	66,085
11/22	L	7-38	New Orleans	62,720
11/29	L	17-20	at Atlanta	67,029
12/6	L	6-16	at Carolina	72,455
12/13	L	3-26	N.Y. Jets	62,731
12/20	W	24-7	at Seattle	67,011
12/27	W	20-17 (ot)	at New Orleans	70,021
1/3	L	10-20	Atlanta	62,578

	BUCS	OPP
TOTAL FIRST DOWNS	246	324
Rushing	80	129
Passing	148	171
Penalty	18	24
3rd Down: Made/Att	71/218 (32.6%)	86/214 (40.2%)
4th Down: Made/Att	9/22 (40.9%)	9/15 (60.0%)
POSSESSION AVG.	28:31	31:29
TOTAL NET YARDS	4,600	5,849
Avg. Per Game	287.5	365.6
Total Plays	961	1039
Avg. Per Play	4.8	5.6
NET YARDS RUSHING	1,627	2,531
Avg. Per Game	101.7	158.2
Total Rushes	404	529
NET YARDS PASSING	2,973	3,318
Avg. Per Game	185.8	207.4
Sacked/Yards Lost	33/161	28/166
Gross Yards	3,134	3,484
Attempts/Completions	524/279	482/301
Completion Pct.	53.2%	62.4%
Had Intercepted	29	19
PUNTS/AVERAGE	87/41.7	72/42.8
NET PUNTING AVG.	36.3	35.3
PENALTIES/YARDS	93/696	80/731
FUMBLES/BALL LOST	25/5	18/10
TOUCHDOWNS	28	46
Rushing	5	16
Passing	18	28
Returns	5	2

BY QUARTERS	1	2	3	4	OT	TOT
BUCCANEERS	34	73	38	96	3	244
OPPONENTS	108	118	74	100	0	400

SCORING	TD	R	P	RT	PAT	2-PT.	FG	S	PTS
C. Barth	0	4	0	0	12/12	0	14/19	0	54
C. Williams	7	4	3	0	0/0	0	0/0	0	42
K. Winslow	5	0	5	0	0/0	0	0/0	0	30
A. Bryant	4	0	4	0	0/0	0	0/0	0	24
D. Ward	3	1	2	0	0/0	0	0/0	0	18
S. Stroughter	2	0	1	1	0/0	0	0/0	0	12
T. Jackson	2	0	0	2	0/0	0	0/0	0	12
M. Nugent	0	0	0	0	6/6	0	2/6	0	12

BUCCANEERS	28	5	18	5	24/24	2	16/26	0	244
OPPONENTS	46	16	28	2	44/46	0	26/32	1	400

FIELD GOALS	1-19	20-29	30-39	40-49	50+	LG
C. Barth	0/0	2/2	4/6	5/7	3/4	54
M. Nugent	0/0	1/1	1/2	0/3	0/0	37
S. Andrus	0/0	0/0	0/0	0/1	0/0	-

BUCCANEERS	0/0	3/3	5/8	5/11	3/4	54
OPPONENTS	0/0	9/10	6/7	10/13	1/2	51

RUSHING	NO	YDS	AVG	LG	TD
C. Williams	211	823	3.9	35	4
D. Ward	114	409	3.6	28	1
J. Freeman	30	161	5.4	20	0
J. Johnson	22	148	6.7	29	0
E. Graham	14	66	4.7	17	0
C. Smith	4	7	1.8	4	0
K. Winslow	1	7	7.0	7	0
B. Leftwich	6	6	1.0	4	0

BUCCANEERS	404	1,627	4.0	35	5
OPPONENTS	529	2,531	4.8	45	16

PASSING	ATT.	CMP.	YDS.	CMP%	YDS/ATT	TD	TD%	INT	INT%	LONG	SK/LOST	RTG
J. Freeman	290	158	1,855	54.5%	6.4	10	3.4%	18	6.2%	42t	20/102	59.8
J. Johnson	125	63	685	50.4%	5.5	4	3.2%	8	6.4%	35	11/59	50.9
B. Leftwich	107	58	594	54.2%	5.6	4	3.7%	3	2.8%	47	2/0	71.2
M. Clayton	1	0	0	0.0%	0.0	0	0.0%	0	0.0%	0	0/0	39.6
D. Johnson	1	0	0	0.0%	0.0	0	0.0%	0	0.0%	0	0/0	39.6

BUCCANEERS	524	279	3,134	53.2%	6.0	18	3.4%	29	5.5%	47	33/161	59.8
OPPONENTS	482	301	3,484	62.4%	7.2	28	5.8%	19	3.9%	80t	28/166	87.2

RECEIVING	NO	YDS	AVG	LG	TD
K. Winslow	77	884	11.5	42t	5
A. Bryant	39	600	15.4	42t	4
S. Stroughter	31	334	10.8	35	1
C. Williams	28	217	7.8	22t	3
M. Stovall	24	366	15.3	38	1
D. Ward	20	150	7.5	38	2
M. Clayton	16	230	14.4	47	1
J. Stevens	15	130	8.7	17	1
E. Graham	14	109	7.8	16	0
B. Clark	6	65	10.8	17	0
J. Gilmore	3	23	7.7	9	0
C. Smith	2	4	2.0	3	0
B. Askew	2	3	1.5	4	0
D. Penn	1	15	15.0	15	0
C. Pressley	1	2	2.0	2	0
J. Freeman	0	1	0	1	0
J. Zuttah	0	1	0	1	0

BUCCANEERS	279	3,134	11.2	47	18
OPPONENTS	301	3,484	11.6	80t	28

INTERCEPTIONS	NO	YDS	AVG	LG	TD
A. Talib	5	99	19.8	32	0
T. Jackson	5	86	17.2	35t	2
E. Mack	3	36	12.0	36	0
G. Hayes	2	21	10.5	20	0
S. Piscitelli	2	7	3.5	4	0
B. Ruud	1	23	23.0	21	0
Q. Black	1	3	3.0	3	0

BUCCANEERS	19	275	14.5	36	2
OPPONENTS	29	492	17.0	76t	2

TACKLES	SOLO	ASST.	TOTAL
B. Ruud	122	83	205
G. Hayes	90	46	136
R. Barber	67	26	93
Q. Black	58	35	93
S. Piscitelli	71	20	91

SACKS		SPECIAL TEAM TACKLES	
S. White	6.5	N. Koutouvides	18
J. Wilkerson	6.0	T. Cox	17
T. Crowder	3.5	A. Hayward	15
G. Hayes	3.0	Q. Black	14
R. Barber	2.0	B. Clark	13
R. Miller	2.0	M. Stovall	8

BUCCANEERS	28.0
OPPONENTS	33.0

PUNTING	NO	YDS	AVG	NET	TB	IN20	LG	BK
D. Johnson	62	2,558	41.3	36.7	3	16	63	0
S. Paulescu	24	1,022	42.6	35.5	5	8	61	0
C. Barth	1	46	46.0	28.0	0	0	46	0

BUCCANEERS	87	3,626	41.7	36.3	8	24	63	0
OPPONENTS	70	3,083	42.8	35.3	4	22	63	2

PUNT RETURNS	RET	FC	YDS	AVG	LONG	TD
C. Smith	23	8	232	10.1	21	0
S. Stroughter	12	0	119	9.9	33	0
M. Spurlock	3	0	90	30.0	77t	1

BUCCANEERS	40	10	462	11.6	77t	1
OPPONENTS	38	17	311	8.2	34	0

KICKOFF RETURNS	RET	YDS	AVG	LONG	TD
C. Smith	31	902	29.1	83	0
S. Stroughter	11	324	29.5	97t	1
M. Spurlock	8	170	21.3	32	0

BUCCANEERS	62	1,630	26.3	97t	1
OPPONENTS	46	878	19.1	37	0

USUAL STARTING LINEUP	OFFENSE:	DEFENSE:
-----------------------	----------	----------

WR	80 Michael Clayton	LE	97 Jimmy Wilkerson
LT	70 Donald Penn	DT	95 Chris Hovan
LG	76 Jeremy Zuttah	DT	98 Ryan Sims
C	52 Jeff Faine	RE	91 Stylez G. White
RG	75 Davin Joseph	OLB	58 Quincy Black
RT	65 Jeremy Trueblood	MLB	51 Barrett Ruud
TE	82 Kellen Winslow	OLB	54 Geno Hayes
WE	86 Jeremy Stevens	LCB	25 Aqib Talib
WR	89 Antonio Bryant	RCB	20 Ronde Barber
QB	5 Josh Freeman	SS	21 Sabby Piscitelli
RB	24 Carnell Williams	FS	36 Tanard Jackson

DATE	W/L	SCORE	OPPONENT	ATT.
9/12	W	17-14	CLEVELAND	47,211
9/19	W	20-7	at Carolina	72,577
9/26	L	13-38	PITTSBURGH	61,036
10/10	W	24-21	at Cincinnati	63,888
10/17	L	6-31	NEW ORLEANS	51,759
10/24	W	18-17	ST. LOUIS	42,020
10/31	W	38-35	at Arizona	61,857
11/7	L	21-27	at Atlanta	67,266
11/14	W	31-16	CAROLINA	44,264
11/21	W	21-0	at San Francisco	69,732
11/28	L	10-17	at Baltimore	70,989
12/5	L	24-28	ATLANTA	53,955
12/12	W	17-16	at Washington	66,124
12/19	L	20-23 (ot)	DETROIT	47,692
12/26	W	38-15	SEATTLE	46,576
1/2	W	23-13	at New Orleans	70,068

	BUCS	OPP
TOTAL FIRST DOWNS	288	307
Rushing	97	118
Passing	172	171
Penalty	19	18
3rd Down: Made/Att	89/211 (42.2%)	92/213 (43.2%)
4th Down: Made/Att	10/14 (71.4%)	9/17 (52.9%)
POSSESSION AVG.	30:39	29:21
TOTAL NET YARDS	5,362	5,323
Avg. Per Game	335.1	332.7
Total Plays	955	991
Avg. Per Play	5.6	5.4
NET YARDS RUSHING	2,001	2,107
Avg. Per Game	125.1	131.7
Total Rushes	431	444
NET YARDS PASSING	3,361	3,216
Avg. Per Game	210.1	201.0
Sacked/Yards Lost	30/203	26/143
Gross Yards	3,564	3,359
Attempts/Completions	494/306	521/307
Completion Pct.	61.9%	58.9%
Had Intercepted	6	19
PUNTS/AVERAGE	76/40.2	72/40.5
NET PUNTING AVG.	35.5	35.9
PENALTIES/YARDS	100/837	79/676
FUMBLES/BALL LOST	24/13	17/9
TOUCHDOWNS	39	38
Rushing	9	12
Passing	26	23
Returns	4	3

BY QUARTERS	1	2	3	4	OT	TOT
BUCCANEERS	43	127	70	101	0	341
OPPONENTS	73	126	53	63	3	318

SCORING	TD	R	P	RT	PAT	2-PT.	FG	S	PTS
C. Barth	0	0	0	0	36/36	0	23/28	0	105
M. Williams	11	0	11	0	0/0	0	0/0	0	66
L. Blount	6	6	0	0	0/0	0	0/0	0	36
K. Winslow	5	0	5	0	0/0	0	0/0	0	30
C. Williams	3	2	1	0	0/0	0	0/0	0	18
M. Spurlock	3	0	2	1	0/0	0	0/0	0	18
A. Benn	2	0	2	0	0/0	0	0/0	0	12
E. Graham	2	1	1	0	0/0	0	0/0	0	12
BUCCANEERS	39	9	26	4	36/36	1	23/28	0	341
OPPONENTS	38	12	23	3	35/35	2	17/21	0	318

FIELD GOALS	1-19	20-29	30-39	40-49	50+	LG
C. Barth	0/0	6/6	10/10	6/10	1/2	53
BUCCANEERS	0/0	6/6	10/10	6/10	1/2	53
OPPONENTS	0/0	6/7	5/7	6/6	0/1	48

RUSHING	NO	YDS	AVG	LG	TD
L. Blount	201	1,007	5.0	53	6
C. Williams	125	437	3.5	45t	2
J. Freeman	68	364	5.4	33	0
E. Graham	20	99	5.0	61	1
J. Johnson	4	39	9.8	14	0
A. Benn	6	35	5.8	17	0
K. Huggins	4	11	2.8	7	0
P. Parker	1	7	7.0	7	0
S. Stroughter	1	2	2.0	2	0
K. Lumpkin	1	0	0.0	0	0
BUCCANEERS	431	2,001	4.6	61	9
OPPONENTS	444	2,107	4.7	54	12

PASSING	ATT.	CMP.	YDS.	CMP%	YDS/ATT	TD	TD%	INT	INT%	LONG	SK/LOST	RTG
J. Freeman	474	291	3,451	61.4%	7.3	25	5.3%	6	1.3%	64	28/195	95.9
J. Johnson	16	14	111	87.5%	6.9	0	0.0%	0	0.0%	22	2/8	95.6
E. Graham	1	1	2	100.0%	2.0	1	100.0%	0	0.0%	2t	0/0	118.8
M. Spurlock	3	0	0	0.0%	0.0	0	0.0%	0	0.0%	0	0/0	39.6
BUCCANEERS	494	306	3,564	61.9%	7.2	26	5.3%	6	1.2%	64	30/203	96.2
OPPONENTS	521	307	3,359	58.9%	6.4	23	4.4%	19	3.6%	65t	26/143	77.6

RECEIVING	NO	YDS	AVG	LG	TD
K. Winslow	66	730	11.1	41t	5
M. Williams	65	964	14.8	58t	11
C. Williams	46	355	7.7	20	1
A. Benn	25	395	15.8	64	2
S. Stroughter	24	239	10.0	27	0
M. Spurlock	17	250	14.7	43	2
E. Graham	16	130	8.1	46	1
J. Gilmore	13	160	12.3	30	1
M. Stovall	7	81	11.6	38	1
D. Briscoe	6	93	15.5	54	1
R. Purvis	5	38	7.6	12	0
L. Blount	5	14	2.8	7	0
P. Parker	4	42	10.5	21	0
J. Stevens	3	43	14.3	22	0
K. Lumpkin	1	12	12.0	12	0
E. Lorig	1	10	10.0	10	0
K. Huggins	1	7	7.0	7	0
D. Penn	1	1	1.0	1t	1

BUCCANEERS	306	3,564	11.6	64	26
OPPONENTS	307	3,359	10.9	65t	23

INTERCEPTIONS	NO	YDS	AVG	LG	TD
A. Talib	6	91	15.2	45t	1
R. Barber	3	98	32.7	64	0
C. Grimm	2	24	12.0	13	1
S. Jones	1	45	45.0	31	0
G. Hayes	1	41	41.0	41t	1
S. Piscitelli	1	31	31.0	31	0
Q. Black	1	4	4.0	4	0
L. Asante	1	4	4.0	4	0
B. Ruud	1	1	1.0	1	0
C. Lynch	1	0	0.0	0	0
E. Biggers	1	0	0.0	0	0

BUCCANEERS	19	339	17.8	64	3
OPPONENTS	6	153	25.5	79t	1

TACKLES	SOLO	ASST.	TOTAL
B. Ruud	98	63	161
G. Hayes	78	26	104
R. Barber	88	14	102
S. Jones	66	23	89
Q. Black	52	36	88

SACKS		SPECIAL TEAM TACKLES	
S. White	4.5	A. Hayward	20
G. Hayes	4.0	D. Watson	19
T. Crowder	3.0	C. Lynch	18
G. McCoy	3.0	N. Koutouvides	14

BUCCANEERS	26.0
OPPONENTS	30.0

PUNTING	NO	YDS	AVG	NET	TB	IN20	LG	BK
R. Malone	52	2,160	41.5	36.5	5	17	64	0
C. Bryan	23	860	37.4	34.3	0	7	57	0
C. Barth	1	33	33.0	13.0	1	0	33	0

BUCCANEERS	76	3,053	40.2	35.5	6	24	64	0
OPPONENTS	72	2,917	40.5	35.9	7	25	72	0

PUNT RETURNS	RET	FC	YDS	AVG	LONG	TD
M. Spurlock	28	16	193	6.9	23	0

BUCCANEERS	30	16	193	6.4	23	0
OPPONENTS	32	17	232	7.3	37	0

KICKOFF RETURNS	RET	YDS	AVG	LONG	TD
M. Spurlock	44	1129	25.7	89t	1
P. Parker	10	178	17.8	37	0
S. Stroughter	3	79	26.3	30	0

BUCCANEERS	57	1,386	24.3	89t	1
OPPONENTS	75	1,554	20.7	102t	1

USUAL STARTING LINEUP			
OFFENSE:		DEFENSE:	
WR	19 Mike Williams	LE	96 Tim Crowder
LT	70 Donald Penn	DT	93 Gerald McCoy
LG	62 Ted Larsen	DT	90 Roy Miller
C	52 Jeff Faine	RE	91 Stylez G. White
RG	75 Davin Joseph	OLB	58 Quincy Black
RT	77 James Lee	MLB	51 Barrett Ruud
TE	82 Kellen Winslow	OLB	54 Geno Hayes
TE	88 John Gilmore	LCB	25 Aqib Talib
WR	17 Arrelious Benn	RCB	20 Ronde Barber
QB	5 Josh Freeman	SS	26 Sean Jones
QB	24 Carnell Williams	FS	35 Cody Grimm

2011

RECORD: 4-12 HEAD COACH: RAHEEM MORRIS

DATE	W/L	SCORE	OPPONENT	ATT.
9/11	L	20-27	DETROIT	51,274
9/18	W	24-20	at Minnesota	62,461
9/25	W	16-13	ATLANTA	46,995
10/3	W	24-17	INDIANAPOLIS	63,972
10/9	L	3-48	at San Francisco	69,732
10/16	W	26-20	NEW ORLEANS	56,590
10/23	L	18-24	CHICAGO	76,981
11/6	L	16-27	at New Orleans	73,043
11/13	L	9-37	HOUSTON	56,037
11/20	L	26-35	at Green Bay	70,498
11/27	L	17-23	at Tennessee	69,143
12/4	L	19-38	CAROLINA	56,270
12/11	L	14-41	at Jacksonville	62,562
12/17	L	15-31	DALLAS	65,162
12/24	L	16-48	at Carolina	70,363
1/1	L	24-45	at Atlanta	68,167

	BUCS	OPP
TOTAL FIRST DOWNS	277	356
Rushing	74	135
Passing	180	188
Penalty	23	33
3rd Down: Made/Att	76/206 (36.9%)	73/185 (39.5%)
4th Down: Made/Att	8/21 (38.1%)	9/13 (69.2%)
POSSESSION AVG.	29:01	30:59
TOTAL NET YARDS	5,108	6,311
Avg. Per Game	319.3	394.4
Total Plays	966	1,002
Avg. Per Play	5.3	6.3
NET YARDS RUSHING	1,458	2,497
Avg. Per Game	91.1	156.1
Total Rushes	346	498
NET YARDS PASSING	3,650	3,814
Avg. Per Game	228.1	238.4
Sacked/Yards Lost	32/188	23/148
Gross Yards	3,838	3,962
Attempts/Completions	588/365	481/301
Completion Pct.	62.1%	62.6%
Had Intercepted	24	14
PUNTS/AVERAGE	67/45.1	58/43.4
NET PUNTING AVG.	40.3	37.7
PENALTIES/YARDS	123/1,007	95/786
FUMBLES/BALL LOST	30/16	21/10
TOUCHDOWNS	30	61
Rushing	9	26
Passing	17	30
Returns	4	5

BY QUARTERS	1	2	3	4	OT	TOT
BUCCANEERS	34	96	65	92	0	287
OPPONENTS	126	178	86	104	0	494

SCORING	TD	R	P	RT	PAT	2-PT.	FG	S	PTS
C. Barth	0	0	0	0	23-23	0	26-28	0	101
D. Briscoe	6	0	6	0	0-0	0	0-0	0	36
L. Blount	5	5	0	0	0-0	0	0-0	0	30
J. Freeman	4	4	0	0	0-0	0	0-0	0	24
A. Benn	3	0	3	0	0-0	0	0-0	0	18
P. Parker	3	0	3	0	0-0	0	0-0	0	18
M. Williams	3	0	3	0	0-0	0	0-0	0	18
K. Winslow	2	0	2	0	0-0	2	0-0	0	16
A. Talib	2	0	0	2	0-0	0	0-0	0	12
E. Mack	1	0	0	1	0-0	0	0-0	0	6
D. Watson	1	0	0	1	0-0	0	0-0	0	6
R. Barber	0	0	0	0	0-0	0	0-0	1	2

BUCCANEERS	30	9	17	4	23-23	2-7	26-28	1	287
OPPONENTS	61	26	30	5	59-60	0-1	23-29	0	494

RUSHING	NO	YDS	AVG	LG	TD
L. Blount	184	781	4.2	54t	5
J. Freeman	55	238	4.3	25	4
E. Graham	37	206	5.6	34	0
K. Lumpkin	31	105	3.4	19	0
J. Johnson	11	67	6.1	14	0
M. Madu	15	55	3.7	15	0
A. Bradford	5	13	2.6	4	0
M. Williams	1	3	3.0	3	0
P. Parker	1	-3	-3.0	-3	0
A. Benn	6	-7	-1.2	9	0

BUCCANEERS	346	1,458	4.2	54t	9
OPPONENTS	498	2,497	5.0	81t	26

RECEIVING	NO	YDS	AVG	LG	TD
K. Winslow	75	763	10.2	37	2
M. Williams	65	771	11.9	42	3
K. Lumpkin	41	291	7.1	16	0
P. Parker	40	554	13.9	51	3
D. Briscoe	35	387	11.1	46	6
A. Benn	30	441	14.7	65t	3
E. Graham	26	163	6.3	19	0
L. Blount	15	148	9.9	35	0
L. Stocker	12	92	7.7	24	0
M. Madu	10	72	7.2	15	0
E. Lorig	6	53	8.8	22	0
S. Stroughter	4	52	13.0	29	0
Z. Pianto	4	40	10.0	15	0
M. Spurlock	2	13	6.5	7	0

BUCCANEERS	365	3,838	10.5	65t	17
OPPONENTS	301	3,962	13.2	91t	30

INTERCEPTIONS	NO	YDS	AVG	LG	TD
R. Barber	3	12	4.0	12	0
T. Jackson	2	59	29.5	43	0
A. Talib	2	55	27.5	28t	2
E. Mack	2	47	23.5	40t	1
C. Lynch	1	14	14.0	14	0
G. Hayes	1	8	8.0	8	0
E. Biggers	1	0	0.0	0	0
M. Foster	1	0	0.0	0	0
Q. Black	1	0	0.0	0	0

BUCCANEERS	14	195	13.9	43	3
OPPONENTS	24	266	11.1	32	2

TACKLES	SOLO	ASST.	TOTAL
M. Foster	74	52	126
S. Jones	78	14	92
G. Hayes	56	30	86
R. Barber	70	7	77
Q. Black	52	23	75

SACKS		SPECIAL TEAM TACKLES	
A. Clayborn	7.5	A. Hayward	10
M. Bennett	4.0	C. Lynch	7
B. Price	3.0	E. Biggers	7
M. Foster	2.0	D. Watson	6
D. Bowers	1.5	F. Lorig	6

BUCCANEERS	23.0
OPPONENTS	32.0

PUNTING	NO	YDS	AVG	NET	TB	IN20	LG	BK
M. Koenen	67	3,023	45.1	40.3	3	24	65	0

BUCCANEERS	67	3,023	45.1	40.3	3	24	65	0
OPPONENTS	58	2,518	43.4	37.7	5	17	63	0

PUNT RETURNS	RET	FC	YDS	AVG	LONG	TD
P. Parker	23	13	210	9.1	34	0
M. Spurlock	6	1	21	3.5	15	0

BUCCANEERS	29	14	231	8.0	34	0
OPPONENTS	36	14	266	7.4	55	0

KICKOFF RETURNS	RET	YDS	AVG	LONG	TD
S. Stroughter	20	540	27.0	78	0
P. Parker	20	439	22.0	45	0
M. Spurlock	2	33	16.5	21	0
D. Briscoe	1	12	12.0	12	0

BUCCANEERS	46	1,024	22.3	78	0
OPPONENTS	25	570	22.8	84t	1

FIELD GOALS	1-19	20-29	30-39	40-49	50+	LG
C. Barth	0/0	5/5	6/6	13/14	2/3	55

BUCCANEERS	0/0	5/5	6/6	13/14	2/3	53
OPPONENTS	1/1	12/13	7/8	2/6	1/1	52

FIELD GOALS	1-19	20-29	30-39	40-49	50+	LG
C. Barth	0/0	5/5	6/6	13/14	2/3	55

PASSING	ATT.	CMP.	YDS.	CMP%	YDS/ATT	TD	TD%	INT	INT%	LONG	SK/LOST	RTG
J. Freeman	551	346	3592	62.8%	6.5	16	2.9%	22	4.0%	65t	29/164	74.6
J. Johnson	36	19	246	52.8%	6.8	1	2.8%	2	5.6%	42	3/24	60.7
M. Spurlock	1	0	0	0.0%	0.0	0	0.0%	0	0.0%	0	0/0	39.6
BUCCANEERS	588	365	3838	62.1%	6.5	17	2.9%	24	4.1%	65t	32/188	73.7
OPPONENTS	481	301	3962	62.6%	8.2	30	6.2%	14	2.9%	91t	23/148	97.2

DATE	W/L	SCORE	OPPONENT	ATT.
9/9	W	16-10	CAROLINA	51,533
9/16	L	34-41	at N.Y. Giants	76,964
9/23	L	10-16	at Dallas	81,984
9/30	L	22-24	WASHINGTON	58,191
10/14	W	38-10	KANSAS CITY	46,500
10/21	L	28-35	NEW ORLEANS	58,906
10/25	W	36-17	at Minnesota	60,860
11/4	W	42-32	at Oakland	52,055
11/11	W	34-24	SAN DIEGO	54,813
11/18	W	27-21	at Carolina (OT)	72,603
11/25	L	23-24	ATLANTA	54,400
12/2	L	23-31	at Denver	76,432
12/9	L	21-23	PHILADELPHIA	64,941
12/16	L	0-41	at New Orleans	73,096
12/23	L	13-28	ST. LOUIS	51,535
12/30	W	22-17	at Atlanta	69,644

	BUCS	OPP
TOTAL FIRST DOWNS	301	329
Rushing	89	75
Passing	188	226
Penalty	24	28
3rd Down: Made/Att.	76/121 (35.8%)	88/219 (40.2%)
4th Down: Made/Att.	7/17 (41.2%)	6/14 (42.9%)
POSSESSION AVG.	30:11	29:49
TOTAL NET YARDS	5820	6078
Avg. Per Game	363.8	379.9
Total Plays	1008	1031
Avg. Per Play	5.8	5.9
NET YARDS RUSHING	1837	1320
Avg. Per Game	114.8	82.5
Total Rushes	416	377
NET YARDS PASSING	3983	4758
Avg. Per Game	248.9	297.4
Sacked/Yards Lost	26/161	27/193
Gross Yards	4144	4951
Att./Completions	566/311	627/410
Completion Pct.	54.9	65.4
Had Intercepted	17	18
PUNTS/AVERAGE	77/44.7	79/45.1
NET PUNTING AVERAGE	37.4	40.0
PENALTIES/YARDS	101/819	103/851
FUMBLES/FUMBLES LOST	16/6	16/8
TOUCHDOWNS	44	48
Rushing	13	13
Passing	27	30
Returns	4	5

BY QUARTERS	1	2	3	4	OT	TOT
BUCCANEERS	94	77	88	124	6	389
OPPONENTS	71	127	73	123	0	394

SCORING	TD	R	P	RT	PAT	2-PT.	FG	S	PTS
C. Barth	0	0	0	0	39-39	0	28-33	0	123
D. Martin	12	11	1	0	0-0	0	0-0	0	72
M. Williams	9	0	9	0	0-0	0	0-0	0	54
V. Jackson	8	0	8	0	0-0	1	0-0	0	50
D. Clark	4	0	4	0	0-0	0	0-0	0	24
L. Blount	2	2	0	0	0-0	0	0-0	0	12
T. Underwood	2	0	2	0	0-0	0	0-0	0	12
R. Barber	1	0	0	1	0-0	0	0-0	0	6
N. Byham	1	0	1	0	0-0	0	0-0	0	6
A. Hayward	1	0	0	1	0-0	0	0-0	0	6
L. Johnson	1	0	0	1	0-0	0	0-0	0	6
E. Lorig	1	0	1	0	0-0	0	0-0	0	6
L. Stocker	1	0	1	0	0-0	0	0-0	0	6
E. Wright	1	0	0	1	0-0	0	0-0	0	6
BUCCANEERS	44	13	27	4	39-39	1-4	28-33	0	389
OPPONENTS	48	13	30	5	45-45	2-3	19-28	0	394

RUSHING	NO	YDS	AVG	LG	TD
D. Martin	319	1454	4.6	70t	11
L. Blount	41	151	3.7	35	2
J. Freeman	39	139	3.6	13	0
D. Ware	11	51	4.6	17	0
K. Tandy	1	18	18.0	18	0
A. Benn	3	16	5.3	9	0
P. Parker	1	7	7.0	7	0
T. Underwood	1	1	1.0	1	0
BUCCANEERS	416	1837	4.4	70t	13
OPPONENTS	377	1320	3.5	64t	13

PASSING	ATT.	CMP.	YDS.	CMP%	YDS/ATT
Freeman	558	306	4065	54.8	7.28
Orlovsky	7	4	51	57.1	7.29
Williams	1	1	28	100.0	28.00
BUCCANEERS	566	311	4144	54.9	7.32
OPPONENTS	627	410	4951	65.4	7.90

RECEIVING	NO	YDS	AVG	LG	TD
Jackson	72	1384	19.2	95	8
Williams	63	996	15.8	65	9
Martin	49	472	9.6	64t	1
Clark	47	435	9.3	33	4
Underwood	28	425	15.2	62	2
Stocker	16	165	10.3	33	1
Ware	14	100	7.1	23	0
Lorig	12	83	6.9	16	1
Benn	4	26	6.5	9	0
Byham	3	18	6.0	10	1
Owusu, C.	1	24	24.0	24	0
Stroughter	1	14	14.0	14	0
Blount	1	2	2.0	2	0

BUCCANEERS	311	4144	13.3	95	27
OPPONENTS	410	4951	12.1	80t	30

INTERCEPTIONS	NO	YDS	AVG	LG	TD
R. Barber	4	160	40.0	78t	1
L. Johnson	3	86	28.7	83t	1
A. Black	2	34	17.0	34	0
E. Wright	1	60	60.0	60t	1
B. McDonald	1	40	40.0	40	0
L. David	1	27	27.0	27	0
M. Barron	1	12	12.0	12	0
E. Biggers	1	0	0.0	0	0
M. Foster	1	0	0.0	0	0
D. Gorrell	1	0	0.0	0	0
L. Lewis	1	0	0.0	0	0
A. Talib	1	0	0.0	0	0
BUCCANEERS	18	419	23.3	83t	3
OPPONENTS	17	269	15.8	74t	3

TACKLES	SOLO	ASST.	TOTAL
L. David	112	27	139
M. Foster	80	24	104
R. Barber	70	21	91
M. Barron	72	17	89
E. Biggers	39	9	48

SACKS	NO	YDS	AVG	LG	TD
M. Bennett	9.0	E. Lorig	7		
G. McCoy	5.0	D. Watson	7		
D. Te'o-Nesheim	4.0	A. Economos	6		
D. Bowers	3.0	A. Hayward	6		

BUCCANEERS	23.0	SPECIAL TEAM TACKLES
OPPONENTS	32.0	

PUNTING	NO	YDS	AVG	NET	TB	IN20	LG	BK
M. Koenen	76	3440	45.3	37.4	6	22	64	1
BUCCANEERS	77	3440	44.7	37.4	6	22	64	1
OPPONENTS	79	3563	45.1	40.0	4	21	66	3

PUNT RETURNS	RET	FC	YDS	AVG	LONG	TD
R. Parrish	30	15	298	9.9	39	0
J. Shipley	3	1	10	3.3	9	0
S. Stroughter	3	3	16	5.3	13	0
BUCCANEERS	36	19	324	9.0	39	0
OPPONENTS	40	16	440	11.0	45	0

KICKOFF RETURNS	RET	YDS	AVG	LONG	TD
A. Benn	13	306	23.5	55	0
L. Lewis	5	106	21.2	33	0
R. Parrish	4	86	21.5	25	0
M. Smith	3	55	18.3	23	0
T. Underwood	2	47	23.5	25	0
D. Ware	2	25	12.5	18	0
A. Black	1	3	3.0	3	0
V. Jackson	1	2	2.0	2	0
BUCCANEERS	31	630	20.3	55	0
OPPONENTS	27	680	25.2	44	0

FIELD GOALS	1-19	20-29	30-39	40-49	50+	LG
C. Barth	0-0	7-7	3-4	12-13	6-9	57
BUCCANEERS	0-0	7-7	3-4	12-13	6-9	57
OPPONENTS	0-0	9-10	8-10	1-5	1-3	51

K. Parrish	4	60	21.5	25	0
M. Smith	3	55	18.3	23	0
T. Underwood	2	47	23.5	25	0
D. Ware	2	25	12.5	18	0
A. Black	1	3	3.0	3	0
V. Jackson	1	2	2.0	2	0

BUCCANEER PLAYOFF HISTORY

1979 NFC DIVISIONAL PLAYOFF GAME




TAMPA BAY 24, PHILADELPHIA 17

DECEMBER 29, 1979

TAMPA STADIUM (71,402)



TAMPA – The first foray into the postseason was a successful one for the Tampa Bay franchise, which reached the playoffs in just its fourth year of existence. After winning the NFC Central with a 10-6 record, the Buccaneers faced Philadelphia in the Divisional Playoff round after the Eagles had downed Chicago a week earlier. Tampa Bay used a stingy defense (227 yards allowed) and the relentless running of Ricky Bell to prevail 24-17 in front of a home crowd of 71,402. The Buccaneers opened the game with a methodical 18-play, 80-yard march that drained over nine minutes off the clock. On his way to a 142-yard rushing performance, Bell ran on exactly half of the drive's plays, gaining 37 yards on nine totes, including a four-yard scoring burst around right end. Neither team advanced significantly on its next possession, but Philadelphia moved into field goal range early in the second quarter. After a successful fake field goal run was nullified by a delay-of-game penalty on the Eagles, K Tony Franklin came up short on a 52-yard attempt. Taking over at its own 35, Tampa Bay saw a 25-yard run by Bell called back due to holding but immediately compensated with a 34-yard pass from QB Doug Williams to WR Larry Mucker. Williams later fired a 26-yard pass to WR Isaac Hagins and an apparent TD toss to TE Jimmie Giles, but Giles was ruled to not have possession and the Bucs settled for a 40-yard field goal. Before the intermission, Tampa Bay was able to extend its lead to 17 thanks to a big play by the defense. NT Randy Crowder's fumble recovery at the Eagles' four-yard line just two plays after Tampa Bay's field goal set up a second Buccaneer touchdown, though it took four plays to cover that short distance. After an incomplete pass and two Bell runs for three yards, Buccaneer Head Coach John McKay elected to send Bell through the line one more time on fourth down and the third-year back followed a block by left tackle Darryl Carlton to reach paydirt. Philadelphia did manage to get on the board before halftime when LB Jerry Robinson intercepted a Williams pass at the Buccaneers' 48 and returned it 37 yards to the 11. Two plays later, Jaworski hooked up with WR Charles Smith in the end zone to cut the Buc lead to 17-7. Philly then opened the third quarter with a 45-yard field goal drive aided by WR Harold Carmichael's tackle-breaking 39-yard reception and concluded by Franklin's 42-yard kick. The Bucs and Eagles then traded two more punts each to run out the period. On its second possession of the fourth quarter, Tampa Bay got what proved to be the decisive points when Williams hit Giles on a three-yard scoring pass that capped a 57-yard drive. Bell provided the key play of the march with a 26-yard run around left tackle on third-and-two from the Philadelphia 49. Philadelphia answered on its next possession with a gritty 80-yard drive, twice keeping possession on fourth-down completions by QB Ron Jaworski. After a 13-yarder to Smith on fourth-and-11 from the 50-yard line, Jaworski then found Carmichael for a 37-yard TD.



Following an unsuccessful onside-kick attempt, Philadelphia forced a Buccaneer three-and-out and went on one last drive in the final two minutes. Jaworski's fourth-down incompletion from the Buc 45 effectively ended the game.

SCORING	1	2	3	4	F
Philadelphia	0	7	3	7	17
Tampa Bay	7	10	0	7	24

Tampa Bay:	Bell 4 run (O'Donoghue kick)
Tampa Bay:	O'Donoghue 40 FG
Tampa Bay:	Bell 1 run (O'Donoghue kick)
Philadelphia:	Smith 11 pass from Jaworski (Franklin kick)
Philadelphia:	Franklin 42 FG
Tampa Bay:	Giles 9 pass from Williams (O'Donoghue kick)
Philadelphia:	Carmichael 37 pass from Jaworski (Franklin kick)

TEAM STATISTICS

	PHI	TB
First Downs	15	17
Total Net Yards	227	318
Total Offensive Plays	59	70
Rushes-Net Yards	18-48	55-186
Net Yards Passing	179	132
Att.-Comp.-Int.	39-15-0	15-7-1
Sacked-Yards	2-20	0-0
Punts-Avg.	5-44.3	5-42.6
Fumbles-Lost	2-1	0-0
Penalties-Yards	8-62	9-105
Time of Possession	23:29	36:31

INDIVIDUAL STATISTICS

RUSHING

Philadelphia: Montgomery 13-35, Harris 4-13, Jaworski 1-0.
Tampa Bay: Bell 38-142 (2 TDs), Eckwood 8-19, Williams 6-19, J. Davis 3-6.

PASSING

Philadelphia: Jaworski 39-15-199, 2 TDs.
Tampa Bay: Williams 15-7-132, 1 TD, 1 INT.

RECEIVING

Philadelphia: Montgomery 4-35, Carmichael 3-92 (1 TD), Smith 3-49 (1 TD), Krepfle 3-23, Harris 1-2, Campfield 1-(-2).
Tampa Bay: Giles 3-43 (1 TD), Hagins 2-34, Mucker 1-34, Owens 1-21.

INTERCEPTIONS

Philadelphia: Robinson 1-37.
Tampa Bay: None.

SACKS

Philadelphia: None.
Tampa Bay: L. Selmon 2-20

ATTENDANCE

71,402

1979 NFC CHAMPIONSHIP GAME



L.A. RAMS 9, TAMPA BAY 0
JANUARY 6, 1980
TAMPA STADIUM (72,033)



TAMPA – In the first NFC Championship Game to be decided without either team scoring a touchdown, host Tampa Bay fell 9-0 to the Los Angeles Rams. In a reversal of the elements that brought the Buccaneers victory one week before in the franchise's first playoff game, Tampa Bay was held to 177 net yards of offense and surrendered to a pounding Rams running game that racked up 216 yards on 53 carries. Three Buccaneer passers were limited to just five completions in 27 attempts and Tampa Bay did not penetrate L.A. territory until midway through the third quarter. Neither team scored in the first quarter, though Los Angeles threatened twice. On its second drive of the game, L.A. advanced to the Buccaneer 18 thanks to two runs and one reception by RB Cullen Bryant for a combined 30 yards. However, fellow RB Wendell Tyler then fumbled on first-and-10 at the 18, with Buccaneer LB Richard Wood recovering. After a Tampa Bay punt, the Rams embarked on another drive deep into Buc territory, mostly on alternating runs by Bryant and Tyler. Tyler got the call on third-and-goal from the one on the final play of the first period but was stopped short by Buc DE Wally Chambers. On the first play of the second quarter, K Frank Corral opened the scoring with a 19-yard field goal. A combined five punts later, Los Angeles took over at its own 38 with just under six minutes to play in the half. Using five of those minutes, Los Angeles advanced 58 yards on 10 plays, the largest chunk coming on a drive-opening 22-yard completion from QB Vince Ferragamo to TE Charle Young. When Buc LB Dewey Selmon stopped Young for a four-yard gain on third-and-five from the Bucs' eight, the Rams were forced into another field goal try, this one a successful 21-yarder. In the final minute of the first half, Tampa Bay drove nearly to midfield but Williams was intercepted in L.A. territory by LB Jim Youngblood. The Rams took a 6-0 lead into halftime after controlling the ball for almost 21 of the game's first 30 minutes. Neither team scored in the third quarter, though the Rams' Corral tried a 37-yard field goal that sailed wide left. The Los Angeles drive had stalled when S Cedric Brown tracked Tyler down in the backfield for a five-yard loss from the Bucs' 15. After a pair of punts, Tampa Bay made its first move into the Los Angeles half of the field when RB Jerry Eckwood threw a

42-yard option pass to WR Larry Mucker and Mucker was pulled down at the 24. However, QB Mike Rae, seeing his first playoff action in place of starter Doug Williams, threw incomplete passes on third and fourth down. Still trailing by just six points, the Buccaneers stiffened defensively on the ensuing possession. Wood stopped Tyler for two-yards on third-and-three then dropped him for a one-yard loss on fourth-and-one at the Bucs' 27-yard line. After the Bucs were forced to punt again, Los Angeles made the game's final dent on the scoreboard, driving 45 yards on eight plays to set up Corral's third short three-pointer, a 23-yarder. A 13-yard run by Tyler and a 12-yarder by Bryant keyed the march. WR Isaac Hagins returned the ensuing kickoff to Tampa Bay's 35-yard line then hauled in a 25-yard pass from Rae, but Rae's fourth-down throw to Mucker fell incomplete in the end zone.

SCORING	1	2	3	4	F
Los Angeles	0	6	0	3	9
Tampa Bay	0	0	0	0	0
Los Angeles:	Corral 19 FG				
Los Angeles:	Corral 21 FG				
Los Angeles:	Corral 23 FG				

TEAM STATISTICS

	LA	TB
First Downs	23	7
Total Net Yards	369	177
Total Offensive Plays	77	54
Rushes-Net Yards	53-216	26-92
Net Yards Passing	153	85
Att.-Comp.-Int.	23-12-0	27-5-1
Sacked-Yards	1-10	1-11
Punts.-Avg.	5-37.2	8-37.1
Fumbles-Lost	1-1	1-0
Penalties-Yards	3-20	4-45
Time of Possession	37:49	22:11

INDIVIDUAL STATISTICS

RUSHING

Los Angeles: Bryant 18-106, Tyler 28-86, McCutcheon 6-26, Ferragamo 1-(-2).
Tampa Bay: Bell 20-59, Mucker 1-24, Eckwood 2-5, J. Davis 2-4, Rae 1-0.

PASSING

Los Angeles: Ferragamo 23-12-163.
Tampa Bay: Williams 13-2-12, 1 INT, Rae 13-2-42, Eckwood 1-1-42.

RECEIVING

Los Angeles: Bryant 4-39, Dennard 3-56, Young 3-39, Nelson 1-15, Tyler 1-14.
Tampa Bay: Hagins 2-42, Bell 2-12, Mucker 1-42.

INTERCEPTIONS


Los Angeles: Jim Youngblood 1-10.
Tampa Bay: None.

SACKS

Los Angeles: Fanning 1-11.
Tampa Bay: Cotney 1-10.

ATTENDANCE

72,033



1981 NFC DIVISIONAL PLAYOFF GAME



DALLAS 38, TAMPA BAY 0
JANUARY 2, 1982
TEXAS STADIUM (64,848)



DALLAS – The Buccaneers won a thrilling showdown with Detroit in the last week of the regular season to capture the NFC Central crown but, for the second time in a row, failed to score in the resulting playoff game. Dallas ran for 212 yards and four touchdowns on 46 carries and held Tampa Bay to 222 net yards of offense in a 38-0 whitewash. Buccaneer QB Doug Williams was also sacked four times and intercepted four times as Dallas scored 28 second-half points. The first quarter, however, was scoreless as Tampa Bay repelled several Cowboy scoring chances. After an unsuccessful opening drive for the Bucs, Dallas reached Tampa Bay's 40-yard line but stalled when LBs Cecil Johnson and Andy Hawkins broke up a near completion from QB Danny White to TE Doug Cosbie on third-and-nine. Williams was intercepted by CB Dennis Thurman in Buccaneer territory a few plays later, but the Buc defense tipped away two passes and stopped RB Tony Dorsett for a four-yard loss to force a quick punt. Thurman promptly intercepted another Williams offering three plays later, giving Dallas possession at the Bucs' 47. A two-yard fourth-down run by FB Ron Springs and two third-down completions by White preserved a drive that bled into the second quarter and eventually ended in White's nine-yard scoring pass to WR Tony Hill. The Bucs appeared to be responding on their next possession when a 20-yard pass from Williams to RB James Owens sparked a drive that reached Dallas' 21. However, Tampa Bay was penalized 28 yards on second-and-six when Williams was flagged for intentional grounding while trying to avoid a strong rush from DE Ed 'Too Tall' Jones. The drive ended in a punt one play later. Dallas added a 21-yard field goal drive after a short Buccaneer punt, giving the Cowboys a 10-0 halftime advantage. That lead was quickly extended after the intermission when Dallas put together a quick 80-yard touchdown drive to open the third period. Dorsett scrambled for consecutive gains of 25 and 26 yards on short passes and RB James Jones ran six yards off right guard for the score. S Michael Downs picked off a Williams pass later in the third quarter and returned it 21 yards to Tampa Bay's 33, setting up a Dorsett five-yard TD run. On the Bucs' next play, Williams was hit by DT John Dutton, leading to an interception by Ed Jones. James Jones converted that turnover into a five-yard touchdown run after Dorsett had zipped for 21 yards on first down. On a drive beginning in the final seconds of the third quarter, Tampa Bay made its deepest thrust into Dallas territory on the strength of a 75-yard reception by TE Jimmie Giles. Giles was pulled down at the Dallas five, but a sack and a three-yard loss by RB Jerry Eckwood led to a fourth-and-goal from the nine. Under pressure from LB Anthony

Dickerson, Williams missed Giles in the end zone. Dallas scored its final touchdown on the ensuing possession, driving 90 yards in nine-and-a-half minutes before RB Timmy Newsome punched it in from one-yard out. The Bucs' last drive included a 23-yard Williams-to-Giles hookup but ended on a failed fake punt attempt.

SCORING	1	2	3	4	F
Tampa Bay	0	0	0	0	0
Dallas	0	10	21	7	38
Dallas:	Hill 9 pass from White (Septien kick)				
Dallas:	Septien 32 FG				
Dallas:	Springs 1 run (Septien kick)				
Dallas:	Dorsett 5 run (Septien kick)				
Dallas:	Jones 5 run (Septien kick)				
Dallas:	Newsome 1 run (Septien kick)				

TEAM STATISTICS

	TB	DAL
First Downs	12	27
Total Net Yards	222	345
Total Offensive Plays	57	73
Rushes-Net Yards	24-74	46-212
Net Yards Passing	148	133
Att.-Comp.-Int.	19-10-4	26-15-0
Sacked-Yards	4-39	1-10
Punts.-Avg.	5-38.4	4-30.0
Fumbles-Lost	3-0	0-0
Penalties-Yards	10-105	5-40
Time of Possession	26:51	33:09

INDIVIDUAL STATISTICS**RUSHING**

Tampa Bay: Owens 12-40, Wilder 4-23, Williams 3-9, Eckwood 4-2, Davis 1-0.

Dallas: Dorsett 16-86 (1 TD), Springs 15-70 (1 TD), J. Jones 9-32 (1 TD), Newhouse 4-23, Newsome 1-1 (1 TD), Cosbie 1-0.

PASSING

Tampa Bay: Williams 29-10-187, 4 INT.

Dallas: D. White 26-15-143, 1 TD.

RECEIVING

Tampa Bay: Bell 3-36 (1 TD), Owens 3-32, Giles 2-98, Wilder 1-11, House 1-10.

Dallas: Dorsett 4-48, DuPree 3-22, Pearson 2-21, Hill 2-18 (1 TD), J. Jones 2-11, Donley 1-14, Cosbie 1-5.

INTERCEPTIONS

Tampa Bay: None

Dallas: Thurman 2-50, Downs 1-21, E. Jones 1-0.

SACKS

Tampa Bay: L. Selmon 1-10.

Dallas: Bethea 1-17, Martin 1-9, R. White 1-4, Hegman 0.5-4.5, Lewis 0.5-4.5.

ATTENDANCE

64,848



1982 NFC FIRST ROUND PLAYOFF GAME



DALLAS 30, TAMPA BAY 17
JANUARY 9, 1983
TEXAS STADIUM (65,042)



OWNERSHIP

PLAYERS

2012 REVIEW

HISTORY

RECORDS

SIDELINES

DALLAS – For the second straight season, Tampa Bay's playoff road began and ended in Dallas, where they had hoped to avenge a 38-0 drubbing from the 1981 post-season. Though Tampa Bay actually led 17-16 entering the final quarter, Dallas once again moved on at the Bucs' expense, scoring twice in the fourth quarter to earn a 30-17 win. The Buccaneers were outgained in total net yards by a wide 456-218 margin and had possession of the ball for less than 20 minutes of the game, but stayed close with three takeaways, five sacks and a pair of long touchdowns. Dallas cracked the scoreboard first with a 33-yard Rafael Septien field goal in the first quarter set up by Dexter Clinkscales interception at midfield. After a Buccaneer punt, Septien hit another field goal from identical distance, this one keyed by a 26-yard pass from QB Danny White to WR Butch Johnson that had a 14-yard personal foul tacked onto the end of it. Tampa Bay took its first lead of the game in the second quarter thanks to a big play on defense. With Dallas driving well into Buccaneer territory, White fumbled on third-and-six and Tampa Bay LB Hugh Green recovered the loose ball and ran 60 yards for the only defensive touchdown in Buccaneer playoff history. Dallas promptly moved back into the Bucs' half of the field on its next possession as White again hooked up with Johnson for 23 yards and found WR Tony Hill open for a 14-yard gain. The Buccaneer defense came up with another big play, however, as S Mark Cotney redirected another White aerial and returned it 50 yards to the Dallas 27. RB James Wilder added an 11 yard run from there, but the Bucs were forced to kick a 32-yard field goal when CB Ron Fellows broke up a pass intended for WR Gerald Carter in the end zone. Dallas regained the lead before halftime by putting together a 10-play, 75-yard drive culminating in White's six-yard TD pass to RB Ron Springs. Key plays on that drive included a 21-yard catch by WR Drew Pearson and a 13-yarder by TE Doug Cosbie. The third quarter was dominated by a pair of long drives. Dallas opened the period with an 84-yard march on 17 plays that ended in Septien's 19-yard field goal. The Cowboys converted four third downs on the drive but missed the fifth when DE Lee Roy Selmon stopped RB Tony Dorsett for no gain at the one. After interceptions by Dallas' Dennis Thurman and Tampa Bay's Neal Colzie, the Bucs countered with an 80-yard touchdown drive on six plays. WR Gordon Jones got more than half of that on third-and-eight from mid-field when he caught a 49-yard scoring pass, giving Tampa Bay a 17-16 lead. The Bucs then quickly got the ball back to start the fourth quarter thanks to two sacks of White, one by Selmon, but S Monty Hunter then turned in the game's pivotal play, intercepting a Williams throw intended for WR Kevin House and returning it 19 yards for a go-ahead score. Dallas added an 81-yard drive later in the period, scoring a clinching touchdown on White's 10-yard pass to RB Timmy Newsome. Tampa Bay's offense then stalled and Dallas converted two first downs to run out the final two minutes.



SCORING	1	2	3	4	F
Tampa Bay	0	10	7	0	17
Dallas	6	7	3	14	30
Dallas:	Septien 33 FG				
Dallas:	Septien 33 FG				
Tampa Bay:	Green 60 fumble return (Capece kick)				
Tampa Bay:	Capece 32 FG				
Dallas:	Springs 6 pass from White (Septien kick)				
Dallas:	Septien 19 FG				
Tampa Bay:	Jones 49 pass from Williams (Capece kick)				
Dallas:	Hunter 19 Interception return (Septien kick)				
Dallas:	Newsome 10 pass from White (Septien kick)				

TEAM STATISTICS	TB	DAL
First Downs	8	29
Total Net Yards	218	456
Total Offensive Plays	49	92
Rushes-Net Yards	21-105	42-179
Net Yards Passing	113	277
Att.-Comp.-Int.	28-8-3	45-27-2
Sacked-Yards	0-0	5-35
Punts.-Avg.	6-43.5	3-40.6
Fumbles-Lost	0-0	1-1
Penalties-Yards	4-41	6-45
Time of Possession	19:47	40:13

INDIVIDUAL STATISTICS
RUSHING
Tampa Bay: Wilder 14-93, Carver 7-12.
Dallas: Dorsett 26-110, Donley 1-25, Springs 7-24, Newhouse 5-15, Pearson 1-4, DuPree 1-1, D. White 1-0.
PASSING
Tampa Bay: Williams 28-8-, 3 INT, 1 TD.
Dallas: D. White 45-27-312, 2 INT, 2 TDs.

RECEIVING
Tampa Bay: House 4-52, Wilder 2-5, Jones 1-49 (1 TD), Giles 1-7.
Dallas: Pearson 7-95, Johnson 4-76, T. Hill 4-45, Cosbie 3-32, Springs 3-16 (1 TD), Dorsett 2-14, Newsome 2-14 (1 TD), Newhouse 1-11, Dupree 1-9.

INTERCEPTIONS
Tampa Bay: Cotney 1-50, Holt 1-0.
Dallas: Hunter 1-19 (1 TD), Clinkscales 1-11, Thurman 1-0.

SACKS
Tampa Bay: Logan 1.5-14.5, Brantley 1-6, Green 1-6, Selmon 1-6, Cannon 1-2.5.
Dallas: None.

ATTENDANCE
65,042

1997 NFC WILD CARD PLAYOFF GAME



TAMPA BAY 20, DETROIT 10
DECEMBER 28, 1997
HOULIHAN'S STADIUM (73,361)



TAMPA – In the team's first playoff game in Tampa Bay since the 1979 season, the Buccaneers dominated Detroit early, rushing to a 20-0 third quarter lead before holding on for the 20-10 Wild Card victory. Lions RB Barry Sanders, who came into the game in possession of a 14-game streak of 100-yard rushing efforts and just the third 2,000-yard season in league history, was contained spectacularly by a swarming Buc defense, gaining just 65 yards and notching no carry longer than 15 yards. After two failed first-quarter drives for each team, the Bucs made the initial strike with a 40-yard field goal drive keyed by QB Trent Dikfer's scrambling, 23-yard completion to WR Karl Williams on third-and-one. Detroit's next drive stalled, too, but the Lions almost regained possession when Williams muffed the resulting punt. However, the ball bounced through several Detroit hands and out of bounds at the Tampa Bay 11, instead setting up the longest drive in Buccaneer playoff history. Fueled by a pair of first-round rookies—RB Warrick Dunn gained 29 yards on seven runs and catches and WR Reidel Anthony caught passes of 10 and 20 yards—the Bucs marched down to a third-and-seven at the Detroit nine-yard line. From there, Dikfer fired a laser over the middle to WR Horace Copeland in the back of the end zone. Detroit's next attempt to climb back into the game was quickly turned back when CB Anthony Parker intercepted a Scott Mitchell pass at the Lions' 39 and returned it to the 20. Three plays later, PK Michael Husted nailed his second three-pointer, this one from a Buccaneer playoff-record 42 yards out. Detroit moved into Buccaneer territory on its next possession but was stonewalled at the 45 when a fourth-and-one pass attempt fell incomplete under heavy pressure from LB Rufus Porter. The Bucs struck first again in the second half when, after a Detroit punt, Dikfer marched his squad 53 yards for a touchdown. FB Mike Alstott began the drive with a seven-yard run then finished it with a 31-yard pinballing burst up the middle that turned into the longest carry in Buc playoff history and Tampa Bay's final touchdown. Detroit's next drive lasted 11 plays as Sanders finally got untracked for consecutive runs of 11 and 15 yards, but another fourth-down pass attempt, this one from the Buccaneers' eight-yard line, fell incomplete under significant pressure from the defensive line. The Lions did manage a field goal before the third period ended, then tacked on a touchdown with their first drive of the final quarter, marching 82 yards behind back-up QB Frank Reich. On the ensuing kickoff, a Buccaneer penalty

forced Tampa Bay to start at its own five-yard line and the team quickly found itself in a third-and-five situation from the 10. Any developing thoughts of a Detroit comeback were promptly denied, however, when Dikfer hit WR Robb Thomas on a crossing pattern that turned into a 52-yard gain.

SCORING	1	2	3	4	F
Detroit	0	0	3	7	10
Tampa Bay	3	10	7	0	20
Tampa Bay:	Husted 22 FG				
Tampa Bay:	Copeland 9 pass from Dikfer (Husted kick)				
Tampa Bay:	Husted 42 FG				
Tampa Bay:	Alstott 31 run (Husted kick)				
Detroit:	Hanson 33 FG				
Detroit:	Vardell 1 run (Hanson kick)				

TEAM STATISTICS

	DET	TB
First Downs	18	15
Total Net Yards	307	316
Total Offensive Plays	69	60
Rushes-Net Yards	27-109	32-141
Net Yards Passing	198	175
Att.-Comp.-Int.	40-21-1	26-13-1
Sacked-Yards	2-9	2-6
Punts.-Avg.	4-38.0	5-40.4
Fumbles-Lost	1-0	2-1
Penalties-Yards	4-20	4-25
Time of Possession	28:23	31:37

INDIVIDUAL STATISTICS

RUSHING

Detroit: Sanders 18-65, Mitchell 4-20, Rivers 1-17, Reich 1-5, Vardell 2-1 (1 TD), Jett 1-1.
Tampa Bay: Dunn 18-72, Alstott 11-68 (1 TD), Anthony 1-1, Dikfer 2-0.

PASSING

Detroit: Mitchell 25-10-78, 1 INT, Reich 15-11-129.
Tampa Bay: Dikfer 26-13-181, 1 TD, 1 INT.

RECEIVING

Detroit: Morton 8-88, Sanders 5-43, Moore 4-44, Boyd 2-11, Vardell 1-12, Sloan 1-9.
Tampa Bay: Anthony 3-62, Dunn 3-0, Thomas 2-66, Copeland 2-14, Williams 1-23, Alstott 1-12, Harris 1-4.

INTERCEPTIONS

Detroit: Rice 1-2.
Tampa Bay: Parker 1-19.

SACKS

Detroit: Elliss 1-0, London 1-6.
Tampa Bay: Ahanotu 1-4, Jackson 1-5.

ATTENDANCE

73,361



1997 NFC DIVISIONAL PLAYOFF GAME



GREEN BAY 21, TAMPA BAY 7 JANUARY 4, 1998 LAMBEAU FIELD (60,327)



GREEN BAY – The Buccaneers trailed by just six points, 13-7, entering the final period but couldn't pull off the upset in Lambeau Field in a Divisional Playoff game as the Packers held on to a 21-7 win. Tampa Bay had the first scoring opportunity of the game in the opening quarter when a 51-yard drive positioned them at the Green Bay 25. However, DT Bob Kuberski blocked PK Michael Husted's 43-yard field goal attempt and the Packers took over at their own 33. That preceded a 67-yard, seven-play touchdown drive for the Pack that began with a 17-yard Brett Favre-to-TE Mark Chmura pass and ended similarly with a three-yard Favre-Chmura TD hookup. The Bucs' ensuing drive was much like the previous one, covering 50 yards and reaching the Packers' 25-yard line, thanks in large part to a 17-yard pass from QB Trent Dilfer to WR Horace Copeland on third-and-nine. This time, a potential 43-yard field goal was eschewed in favor of a fake attempt, but TE John Davis was stopped for no gain after taking a shovel pass from holder Steve Walsh. The tide seemed to turn again in the Bucs' favor two plays later when DT Warren Sapp stripped RB Dorsey Levens of the ball while making the tackle and recovered the fumble to give Tampa Bay possession at the Packers' 30. Unfortunately for the visitors, Green Bay's defense held strong, forcing another ill-fated field goal attempt, this one wasted by a botched snap. Sapp, who applied constant pressure in the Green Bay backfield all day, recording three sacks, nearly got the ball back for Tampa Bay when he got to Favre and stripped the ball again on third down, but the Packers recovered and punted away. In the half's final two minutes, Green Bay added to its lead with a pair of field goals, the second one set up by CB Tyrone Williams' interception of a Dilfer pass that went through WR Robb Thomas' hands. The Packers opened the second half with a strong drive into Buccaneer territory, but S John Lynch and CB Donnie Abraham combined to turn them away when Lynch hit Favre as he was passing and Abraham made a diving interception of the resulting errant pass. The Bucs then embarked on a 94-yard drive, the longest ever in Buccaneer playoff history, to score a touchdown and pull within six. On third-and-11 from their own five-yard line, the Bucs got out of trouble when Dilfer hit a streaking Reidel Anthony on the sideline for a 52-yard gain. Dilfer then found TE Dave Moore for a 28-yard gain over the middle, setting up FB Mike Alstott's six-yard TD run around left end. Packer RB Dorsey Levens matched that score near the beginning of the fourth quarter with a two-yard touchdown run, finishing off a drive that had been kept alive when WR Derrick Mayes' bobbled reception on third-and-18 fell into the crook of Mayes'



leg for a 22-yard gain. Favre ran the ball in himself on the two-point conversion. The Bucs' next two drives ended in failed fourth downs, including a march set up by Abraham's second interception of the day.

SCORING	1	2	3	4	F
Tampa Bay	0	0	7	0	7
Green Bay	7	6	0	8	21
Green Bay:	Chmura 3 pass from Favre (Longwell kick)				
Green Bay:	Longwell 21 FG				
Green Bay:	Longwell 32 FG				
Tampa Bay:	Alstott 6 run (Husted kick)				
Green Bay:	Levens 2 run (Favre run)				

TEAM STATISTICS

	TB	GB
First Downs	15	16
Total Net Yards	263	289
Total Offensive Plays	66	64
Rushes-Net Yards	27-90	32-118
Net Yards Passing	173	171
Att.-Comp.-Int.	37-12-2	28-15-2
Sacked-Yards	2-27	4-19
Punts-Avg.	4-42.3	5-42.6
Fumbles-Lost	2-0	3-1
Penalties-Yards	3-38	7-90
Time of Possession	27:57	32:03

INDIVIDUAL STATISTICS

RUSHING

Tampa Bay: Dunn 18-64, Alstott 7-21 (1 TD), Anthony 1-5, Walsh 1-0.
Green Bay: Levens 25-112 (1 TD), Henderson 2-4, Favre 5-2.

PASSING

Tampa Bay: Dilfer 36-11-200, 2 INT, Walsh 1-1-0.
Green Bay: Favre 28-15-190, 1 TD, 2 INT.

RECEIVING

Tampa Bay: Copeland 4-44, Moore 3-54, Dunn 2-34, Anthony 1-52, Thomas 1-16, Davis 1-0.
Green Bay: Freeman 4-75, Levens 4-29, Mayes 2-37, Chmura 2-20 (1 TD), Henderson 2-8, Brooks 1-21.

INTERCEPTIONS

Tampa Bay: Abraham 2-0.
Green Bay: Williams 1-14, Prior 1-13.

SACKS

Tampa Bay: Sapp 3-19, Culpepper 1-0.
Green Bay: Butler 1-12, McKenzie 1-15.

ATTENDANCE

60,327

OWNERSHIP

PLAYERS

2012 REVIEW

HISTORY

RECORDS

SIDELINES

1999 NFC DIVISIONAL PLAYOFF GAME



TAMPA BAY 14, WASHINGTON 13
JANUARY 15, 2000
RAYMOND JAMES STADIUM (65,835)



TAMPA – The Bucs rallied from a 13-point deficit to stun the Redskins 14-13 before a delirious gathering of 65,835 at Raymond James Stadium. The win propelled the Bucs into the NFC Championship Game for the first time in two decades. Washington ushered the league's second-ranked offense into Tampa, but left with 157 total yards and no offensive TDs. After a scoreless first quarter, the Redskins struck first. Brett Conway booted a 28-yard FG, giving Washington a 3-0 lead that carried into the locker room. The Redskins then stretched their lead before many fans had returned to their seats. RB Brian Mitchell returned the second-half kickoff 100 yards for a TD. The return set an NFL postseason record and handed Washington a 10-0 lead. CB Darrell Green later picked off Shaun King, setting up Conway for a 48-yard FG. Washington led 13-0 and the natives were growing restless. But S John Lynch intercepted Redskins QB Brad Johnson late in the third quarter, igniting a fire under the Bucs' offense. King marched Tampa Bay to the Redskins 2, where FB Mike Alstott scored on a highlight-reel rumble, cutting Washington's lead to 13-7. Two series later, DE Steve White knocked the ball out of Johnson's hands. DT Warren Sapp recovered at the Redskins 32, setting up an acrobatic one-yard TD toss from King to TE John Davis. The Redskins got one more crack, but Dan Turk's errant snap on a 52-yard FG attempt with 1:17 left punched Tampa Bay's ticket to St. Louis.



SCORING	1	2	3	4	F
Washington	0	3	10	0	13
Tampa Bay	0	0	7	7	14

Washington:	Conway 28-yd. FG
Washington:	Mitchell 100-yard kickoff return (Conway kick)
Washington:	Conway 48-yd. FG
Tampa Bay:	Alstott 2-yd. run (Gramatica kick)
Tampa Bay:	Davis 1-yd. pass from King (Gramatica kick)

TEAM STATISTICS

	WASH	TB
First Downs	10	12
Total Net Yards	157	186
Total Offensive Plays	58	61
Rushes-Net Yards	22-46	27-44
Net Yards Passing	111	142
Att.-Comp.-Int.	32-20-1	32-15-1
Sacked-Yards	4-38	2-15
Punts.-Avg.	8-42.1	10-41.8
Fumbles-Lost	2-1	1-0
Penalties-Yards	4-61	2-25
Time of Possession	28:25	31:35

INDIVIDUAL STATISTICS

RUSHING

Washington: Davis 17-37, Centers 1-7, Mitchell 1-1, Thrash 1-1, Hicks 1-0, Westbrook 1-0.
Tampa Bay: Alstott 15-24, Dunn 11-18, King 1-2.

PASSING

Washington: Johnson 32-20-149, 1 INT.
Tampa Bay: King 32-15-157, 1 TD, 1 INT.

RECEIVING

Washington: Connell 4-59, Fryar 4-30, Davis 3-26, Centers 3-8, Hicks 2-17, Mitchell 2-1, Alexander 1-4, Westbrook 1-4.
Tampa Bay: Dunn 4-32, Alstott 3-17, Emanuel 2-47, Moore 2-32, Green 2-25, Williams 1-3, Davis 1-1.

INTERCEPTIONS


Washington: Green 1-12.
Tampa Bay: Lynch 1-0.

SACKS

Washington: Stubblefield 1-10, Barber 1-5.
Tampa Bay: White 2-20, Sapp 1-8.

ATTENDANCE

65,835



1999 NFC CHAMPIONSHIP GAME




ST. LOUIS 11, TAMPA BAY 6 JANUARY 23, 2000 TRANS WORLD DOME (66,496)



ST. LOUIS – Tampa Bay held the high-powered Rams in check for nearly 60 minutes, but a late TD pass enabled St. Louis to escape with an 11-6 win before 66,496 at Trans World Dome. The win propelled the Rams to their second-ever Super Bowl berth. The Bucs jumped on the board quickly. DE Steve White intercepted NFL MVP Kurt Warner on the first play of the game, setting up the Tampa Bay offense at the St. Louis 20. Martin Gramatica booted a 25-yard FG, giving the Bucs a 3-0 lead. The Rams bounced right back, marching 74 yards on 16 plays before settling for a 24-yard FG by Jeff Wilkins. St. Louis grabbed its first lead thanks to a Bucs miscue. C Tony Mayberry snapped the ball over QB Shaun King's head and King knocked the ball out of the end zone for a safety. Wilkins missed a 44-yard FG after the ensuing free kick. The Bucs marched to the Rams 41 late in the second quarter, but CB Todd Lyght picked off King to preserve the 5-3 lead at the half. Tampa Bay reclaimed the lead at the outset of the third quarter when Gramatica nailed a 23-yarder. The Rams tried to counter but LB Hardy Nickerson intercepted Warner at the Bucs 2. On the Rams' next possession, CB Brian Kelly picked off Warner. But the turnover tide turned with eight minutes left. Rams CB Dre Bly intercepted King and returned it to midfield. Six plays later, Warner finally struck gold, lofting a 30-yard TD strike to WR Ricky Proehl. The two-point attempt failed. Tampa Bay drove to the Rams 35 but stalled with 34 seconds left.

SCORING	1	2	3	4	F
Tampa Bay	3	0	3	0	6
St. Louis	3	2	0	6	11

Tampa Bay: Gramatica 25-yd. FG
St. Louis: Wilkins 24-yd. FG
St. Louis: Safety, King out of end zone
Tampa Bay: Gramatica 23-yd. FG
St. Louis: Proehl 30-yd. pass from Warner (Wilkins kick)



TEAM STATISTICS

	TB	STL
First Downs	12	17
Total Net Yards	203	309
Total Offensive Plays	57	64
Rushes-Net Yards	23-77	21-51
Net Yards Passing	126	258
Att.-Comp.-Int.	29-13-2	43-26-3
Sacked-Yards	5-37	0-0
Punts.-Avg.	5-40.4	4-43.8
Fumbles-Lost	3-0	2-0
Penalties-Yards	3-15	7-48
Time of Possession	26:59	33:01

INDIVIDUAL STATISTICS

RUSHING

Tampa Bay: Alstott 12-39, Dunn 9-35, King 2-3.
St. Louis: Faulk 17-44, Hakim 1-6, Holcombe 1-2, Warner 2-(-)1.

PASSING

Tampa Bay: King 29-13-163, 0 TD, 2 INT, 32 LG.
St. Louis: Warner 43-26-258, 1 TD, 3 INT, 30 LG.

RECEIVING

Tampa Bay: Green 4-59, Dunn 4-37, Williams 2-28, Emanuel 1-22, Alstott 1-9, Moore 1-8.
St. Louis: Holt 7-68, Proehl 6-100, Bruce 3-22, Faulk 3-5, Hakim 2-27, Holcombe 2-5, Williams 1-22, Robinson 1-11, Conwell 1-(-)2.

INTERCEPTIONS

Tampa Bay: Kelly 1-15, Nickerson 1-6, White 1-0.
St. Louis: Lyght 1-19, Bly 1-9.

SACKS

Tampa Bay: None.
St. Louis: Wistrom 1-13, Clemons 1-8, Carter 1-6, Farr 1-5, Zgonina 1-5.

ATTENDANCE

66,496



2000 NFC WILD CARD PLAYOFF GAME



PHILADELPHIA 21, TAMPA BAY 3
DECEMBER 31, 2000
VETERANS STADIUM (65,813)



PHILADELPHIA – Tampa Bay remained winless on the road in the postseason (0-5) as Philadelphia dominated the Bucs in a 21-3 victory at Veterans Stadium. The Bucs struck first on a 29-yard field goal by K Martin Gramatica early in the second quarter, but the Eagles defense proved stingy for the rest of the contest. Tampa Bay mustered 199 total yards, including just 50 on the ground, and was held to 3-of-13 on third down conversions. The Philadelphia offense, led by QB Donovan McNabb, scored all the points it would need on two drives late in the first half. McNabb kept the ball on a quarterback draw for a five-yard score with 3:21 left following a fumble by Bucs QB Shaun King. King was sacked by Philadelphia DE Hugh Douglas, putting the Eagles in great field position at the Tampa Bay 15-yard line. McNabb then extended the lead to 14-3 with a five-yard scoring strike to WR Na Brown with 12 seconds remaining before intermission. After a scoreless third quarter, the Eagles put the game out of reach on McNabb's second touchdown pass of the day, a two-yarder to TE Jeff Thomason early in the final period. McNabb completed passes to 10 different players on 24-of-33 attempts for 161 yards, and also rushed for 32 yards on eight carries. Eagles RB Chris Warren aided the ground attack, gaining 82 yards on 21 carries. Bucs QB Shaun King passed for 171 yards, including six completions to WR Keyshawn Johnson for 106 yards. But the rushing game was shut down, with FB Mike Alstott totaling 42 yards and RB Warrick Dunn gaining just one yard on eight carries.

SCORING	1	2	3	4	F
Tampa Bay	0	3	0	0	3
Philadelphia	0	14	0	7	21

Tampa Bay: Gramatica 29-yd. FG
Philadelphia: McNabb 5-yd. run (Akers kick)
Philadelphia: Brown 5-yd. pass from McNabb (Akers kick)
Philadelphia: Thomason 2-yd. pass from McNabb (Akers kick)

TEAM STATISTICS

	TB	PHI
First Downs	11	20
Total Net Yards	199	277
Total Offensive Plays	54	68
Rushes-Net Yards	19-50	33-126
Net Yards Passing	149	151
Att.-Comp.-Int.	31-17-0	33-24-1
Sacked-Yards	4-22	2-10
Punts-Avg.	6-40.5	5-36.6
Fumbles-Lost	2-1	1-0
Penalties-Yards	7-62	2-20
Time of Possession	25:06	34:53

INDIVIDUAL STATISTICS

RUSHING

Tampa Bay: Alstott 7-42, King 4-7, Dunn 8-1.
Philadelphia: Warren 21-82, McNabb 8-32, Mitchell 4-12.

PASSING

Tampa Bay: King 31-17-171, 0 TD, 0 INT, 41 LG.
Philadelphia: McNabb 33-24-161, 2 TD, 1 INT, 25 LG.

RECEIVING

Tampa Bay: Johnson 6-106, Dunn 5-28, Alstott 2-14, Moore 2-12, Anthony 1-6, Hape 1-5.
Philadelphia: Johnson 5-47, Mitchell 5-37, Small 3-30, Lewis 3-24, Martin 2-8, Pritchett 2-(-1), Brown 1-5, Pinkston 1-5, Warren 1-4, Thomason 1-2.

INTERCEPTIONS

Tampa Bay: Abraham 1-0.
Philadelphia: None.

SACKS

Tampa Bay: White 1-10, Singleton 0.5-0, Webster 0.5-0.
Philadelphia: Douglas 2-14, Caldwell 1-7, Thomas 1-1.

ATTENDANCE

65,813



2001 NFC WILD CARD PLAYOFF GAME



PHILADELPHIA 31, TAMPA BAY 9 JANUARY 12, 2002 VETERANS STADIUM (65,847)



PHILADELPHIA – Philadelphia controlled the running game and took advantage of four Bucs' turnovers as it ended Tampa Bay's season for the second consecutive year in a 31-9 victory at Veterans Stadium in an NFC Wild Card contest. The Bucs remained winless on the road in the postseason (0-6) and were handed a first round playoff loss for the second straight year in what would prove to be Tony Dungy's final game as head coach. FS Dexter Jackson intercepted Eagles QB Donovan McNabb on the opening series, leading to a 36-yard field goal by K Martin Gramatica. The Eagles pulled even on a David Akers FG and TE Chad Lewis gave Philadelphia the lead for good on a 16-yard TD reception from McNabb. Gramatica cut the lead to 10-6 with his second three-pointer, but McNabb found RB Duce Staley for a 23-yard TD pass in the final minute of the first half for a 17-6 lead. Gramatica again closed the gap with a 27-yard FG on the final play of the half, drawing the Bucs to within 17-9 at the break. But the Eagles dominated the second half, adding a 25-yard TD scamper by RB Correll Buckhalter and a 59-yard interception return for a touchdown by S Damon Moore in the closing minutes. Tampa Bay mustered just 258 yards of total offense, including 63 on the ground. QB Brad Johnson threw four interceptions and the Bucs converted on only 5-of-12 third down attempts. McNabb, who passed for 194 yards, added 57 yards rushing.

SCORING	1	2	3	4	F
Tampa Bay	3	6	0	0	9
Philadelphia	3	14	7	7	31
Tampa Bay:	Gramatica 36-yd. FG				
Philadelphia:	Akers 26-yd. FG.				
Philadelphia:	Lewis 16-yd. pass from McNabb (Akers kick)				
Tampa Bay:	Gramatica 32-yd. FG				
Philadelphia:	Staley 23-yd. pass from McNabb (Akers kick)				
Tampa Bay:	Gramatica 27-yd. FG				
Philadelphia:	Buckhalter 25-yd. run (Akers kick)				
Philadelphia:	Moore 59-yd. INT return (Akers kick)				

TEAM STATISTICS

	TB	PHI
First Downs	16	17
Total Net Yards	258	334
Total Offensive Plays	61	57
Rushes-Net Yards	24-63	29-148
Net Yards Passing	195	186
Att.-Comp.-Int.	36-22-4	25-16-1
Sacked-Yards	1-7	3-8
Punts-Avg.	5-41.6	6-37.7
Fumbles-Lost	1-0	1-0
Penalties-Yards	4-28	7-59
Time of Possession	29:37	30:23

INDIVIDUAL STATISTICS

RUSHING

Tampa Bay: Alstott 12-32, Dunn 11-29, B. Johnson 1-2.
Philadelphia: McNabb 4-57, Buckhalter 9-55, Staley 15-34, Thrash 1-2.

PASSING

Tampa Bay: B. Johnson 36-22-202, 0 TD, 4 INT.
Philadelphia: McNabb 25-16-194, 2 TD, 1 INT.

RECEIVING

Tampa Bay: Dunn 8-37, Alstott 5-32, K. Johnson 3-75, Williams 2-25, Green 2-15, Moore 1-13, Yoder 1-5.
Philadelphia: Pinkston 5-62, Lewis 4-60, Thrash 3-32, Staley 2-27, Buckhalter 2-13.

INTERCEPTIONS

Tampa Bay: Jackson 1-9.
Philadelphia: Moore 2-59, Dawkins 1-0, Vincent 1-0.

SACKS

Tampa Bay: Rice 2-7, White 1-1.
Philadelphia: Douglas 1-7.

ATTENDANCE

65,847



2002 NFC DIVISIONAL PLAYOFF GAME



TAMPA BAY 31, SAN FRANCISCO 6
JANUARY 12, 2003
 RAYMOND JAMES STADIUM (65,599)



TAMPA – Tampa Bay advanced to the NFC Championship Game for the third time in club history (also 1979 and 1999) behind a suffocating defense and pair of touchdown passes by QB Brad Johnson as the Buccaneers defeated San Francisco at Raymond James Stadium. Tampa Bay jumped out to a 28-6 halftime lead, reaching the end zone on three consecutive possessions in the first half. FB Mike Alstott opened the scoring with a two-yard run and added his second scoring run with less than one minute remaining in the first half. Sandwiched in between Alstott's two scores were scoring strikes to WR Joe Jurevicius from 20 yards and TE Rickey Dudley's 12-yard score in the second quarter. Johnson, who returned to the starting lineup after missing the last two regular season games with a right lower back contusion, completed 15-of-31 passes for 196 yards with two touchdowns and one interception. Tampa Bay's top-ranked defense forced five turnovers, including three interceptions of 49ers QB Jeff Garcia. San Francisco, which entered the game averaging 22.9 points per contest in the regular season and put up 39 points in its Wild Card win over the New York Giants, were limited to just two first half field goals and 228 total yards. The Bucs' defense did not allow the 49ers to score a touchdown for the first time in 50 games (counting postseason). LB Derrick Brooks, the 2002 NFL Defensive Player of the Year, posted seven tackles, one INT and a sack to pace the Bucs' defense. Tampa Bay's secondary limited WR Terrell Owens to just four catches for 35 yards as CB Ronde Barber recorded an interception and CB Dwight Smith added an interception and a fumble recovery on special teams.

SCORING	1	2	3	4	F
San Francisco	3	3	0	0	6
Tampa Bay	7	21	3	0	31

Tampa Bay:	Alstott 2 run (Gramatica kick)
San Francisco:	Chandler 24 FG
Tampa Bay:	Jurevicius 20 pass from B. Johnson (Gramatica kick)
San Francisco:	Chandler 40 FG
Tampa Bay:	Dudley 12 pass from B. Johnson (Gramatica kick)
Tampa Bay:	Alstott 2 run (Gramatica kick)
Tampa Bay:	Gramatica 19 FG

TEAM STATISTICS

	SF	TB
First Downs	14	21
Total Net Yards	228	329
Total Offensive Plays	58	71
Rushes-Net Yards	13-62	38-121
Net Yards Passing	166	208
Att.-Comp.-Int.	41-22-3	32-16-1
Sacked-Yards	4-27	1-9
Punts-Avg.	3-34.3	4-47.3
Fumbles-Lost	4-2	2-1
Penalties-Yards	6-71	10-100
Time of Possession	23:14	36:46

INDIVIDUAL STATISTICS**RUSHING**

Tampa Bay: Alstott 17-60 (2 TD), Pittman 17-41, Stecker 2-8, R. Johnson 1-7, B. Johnson 1-5.
San Francisco: Hearst 10-55, Barlow 3-7.

PASSING

Tampa Bay: B. Johnson 31-15-196, 2 TD, 1 INT, R. Johnson 1-1-21.
San Francisco: Garcia 41-22-193, 0 TD, 3 INT.

RECEIVING

Tampa Bay: K. Johnson 5-85, Jurevicius 3-48 (1 TD), Dilger 3-35, Alstott 3-27, Dudley 1-12 (1 TD), Pittman 1-10.
San Francisco: Streets 5-62, Owens 4-35, Hearst 4-29, Stokes 3-20, Beasley 2-15, E. Johnson 2-7, Wilson 1-22, Barlow 1-3.

INTERCEPTIONS

Tampa Bay: Barber 1-25, Smith 1-6, Brooks 1-0.
San Francisco: Holman 1-13.

SACKS

Tampa Bay: Rice 1-8, Singleton 1-6, Spires 1-8, Brooks 0.5-2.5, Sapp 0.5-2.5.
San Francisco: Peterson 1-9.

ATTENDANCE

65,599



2002 NFC CHAMPIONSHIP GAME



TAMPA BAY 27, EAGLES 10 JANUARY 19, 2003 VETERANS STADIUM (66,713)



PHILADELPHIA – Tampa Bay advanced to its first Super Bowl appearance in club history with a 27-10 victory over the Philadelphia Eagles in the final game at Veterans Stadium. The Buccaneers, under first-year head coach Jon Gruden, forced three Eagles turnovers en route to securing Tampa Bay's first road win in postseason history. CB Ronde Barber paced an outstanding defensive effort with a club-record 92-yard INT return for a TD, four passes defended, three tackles, one sack and a forced fumble. Tampa Bay built a 17-10 halftime lead behind QB Brad Johnson, who completed 20-of-33 passes for 259 yards with one TD and one INT. On the game's opening kickoff, Philadelphia KR Brian Mitchell raced 70 yards to set up RB Duce Staley's 20-yard run for a 7-0 lead. The Buccaneers responded when K Martin Gramatica drilled a club postseason-record 48-yard field goal to cut the deficit to 7-3. Late in the first quarter, Brad Johnson connected with WR Joe Jurevicius for a 71-yard completion—the second-longest in team postseason history—to set up FB Mike Alstott's one-yard TD run for a 10-7 lead. K David Akers tied the contest with a 30-yard FG, but Brad Johnson connected on a nine-yard TD to WR Keyshawn Johnson for the go-ahead score. The Bucs' defense stifled the Eagles' offensive attack in the second half and allowed just 30 yards and two first downs in the third quarter. Tampa Bay added 10 more points as Gramatica hit a 27-yard FG in the third quarter and Barber punctuated the win with the first-ever interception return in club playoff history late in the fourth quarter.

SCORING	1	2	3	4	F
Tampa Bay	10	7	3	7	27
Philadelphia	7	3	0	0	10

Philadelphia:	Staley 20 run (Akers kick)
Tampa Bay:	Gramatica 48 FG
Tampa Bay:	Alstott 1 run (Gramatica kick)
Philadelphia:	Akers 30 FG
Tampa Bay:	K. Johnson 9 pass from B. Johnson (Gramatica kick)
Tampa Bay:	Gramatica 27 FG
Tampa Bay:	Barber 92 INT return (Gramatica kick)

TEAM STATISTICS

	TB	PHI
First Downs	15	20
Total Net Yards	308	312
Total Offensive Plays	65	72
Rushes-Net Yards	32-49	21-80
Net Yards Passing	259	232
Att.-Comp.-Int.	33-20-1	49-26-1
Sacked-Yards	0-0	2-11
Punts.-Avg.	7-36.3	7-39.9
Fumbles-Lost	0-0	2-2
Penalties-Yards	3-16	5-45
Time of Possession	30:53	29:07

INDIVIDUAL STATISTICS

RUSHING

Tampa Bay: Alstott 17-25 (1 TD), Pittman 8-17, Stecker 1-9, B. Johnson 6- -2.

Philadelphia: Staley 13-58 (1 TD), McNabb 3-17, Westbrook 2-5, Levens 3-0.

PASSING

Tampa Bay: B. Johnson 33-20-259, 1 TD, 1 INT.

Philadelphia: McNabb 49-26-243, 0 TD, 1 INT.

RECEIVING

Tampa Bay: Pittman 5-53, McCardell 5-37, Dilger 3-41, K. Johnson 3-40 (1 TD), Jurevicius 1-71, Williams 1-7, Dudley 1-7, Stecker 1-3.

Philadelphia: Lewis 6-65, Staley 6-26, Freeman 5-66, Thrash 4-23, Pinkston 3-51, Westbrook 1-8, Martin 1-4.

INTERCEPTIONS

Tampa Bay: Barber 1-92 (1 TD).

Philadelphia: Taylor 1-1.

SACKS

Tampa Bay: Rice 1-6, Barber 1-5.

Philadelphia: None.

ATTENDANCE

66,713



SUPER BOWL XXXVII




TAMPA BAY 48, OAKLAND 21
JANUARY 26, 2003
 QUALCOMM STADIUM (67,603)



SAN DIEGO – Tampa Bay, behind a suffocating defense, set Super Bowl records with five interceptions, including a Super Bowl record-setting three for touchdowns, as the Buccaneers defeated the Oakland Raiders 48-21 to capture Super Bowl XXXVII at Qualcomm Stadium for



the first NFL championship in team history. Jon Gruden became the youngest head coach at the time (age 39) to win a Super Bowl as the Buccaneers' top-ranked defense stifled the Raiders No. 1 ranked offense. S Dexter Jackson earned Most Valuable Player honors for his two first-half interceptions and CB Dwight Smith returned a pair of second-half interceptions from 44 and 50 yards for TDs. LB Derrick Brooks added a 44-yard INT return for a score. The Buccaneers' defense held the Raiders to 269 total yards, 19 rushing yards and 11 total first downs. Tampa Bay's defensive line added five sacks, including two courtesy of DE Simeon Rice. Raiders QB Rich Gannon, the league's Most Valuable Player, completed 24-of-44 passes for 272 yards with two TDs and a Super Bowl record five INTs. Gannon, who threw just 10 INTs in 618 passing attempts during the regular season, finished with a 48.9 passer rating as Tampa Bay held Oakland to 62 total yards in the first half, the second-fewest in Super Bowl history. Oakland took a 3-0 lead on its initial possession with a 40-yard field goal by K Sebastian Janikowski. But that lead was short-lived as the Buccaneers built a 20-3 halftime advantage on a pair of K Martin Gramatica field goals and a two-yard TD run by FB Mike Alstott and a five-yard TD reception by WR Keenan McCardell. The Buccaneers scored a pair of touchdowns in the third quarter on McCardell's eight-yard scoring pass from QB Brad Johnson, who completed 18-of-34 passes for 215 yards with two TDs and one INT, and Smith's 44-yard INT return for a 34-3 advantage. RB Michael Pittman posted a season-high 29 carries for 124 yards. Oakland found the end zone for the first time late in the third quarter and added two more TDs, the last by All-Pro WR Jerry Rice from 48 yards out to cut the lead to 34-21. But the Buccaneers clinched their first championship in 27 seasons with two defensive scores in the final 1:18, courtesy of Brooks, the NFL's Defensive Player of the Year, and Smith's score with just two seconds remaining.



SCORING	1	2	3	4	F
Oakland	3	0	6	12	21
Tampa Bay	3	17	14	14	48
Oakland:	Janikowski 40 FG				
Tampa Bay:	Gramatica 31 FG				
Tampa Bay:	Gramatica 43 FG				
Tampa Bay:	Alstott 2 run (Gramatica kick)				
Tampa Bay:	McCardell 5 pass from B. Johnson (Gramatica kick)				
Tampa Bay:	McCardell 8 pass from B. Johnson (Gramatica kick)				
Tampa Bay:	Smith 44 INT return (Gramatica kick)				
Oakland:	Porter 39 pass from Gannon (pass failed)				
Oakland:	E. Johnson 13 return of blocked punt (pass failed)				
Oakland:	Rice 48 pass from Gannon (pass failed)				
Tampa Bay:	Brooks 44 INT return (Gramatica kick)				
Tampa Bay:	Smith 50 INT return (Gramatica kick)				

TEAM STATISTICS

	OAK	TB
First Downs	11	24
Total Net Yards	269	365
Total Offensive Plays	60	76
Rushes-Net Yards	11-19	42-150
Net Yards Passing	250	215
Att.-Comp.-Int.	44-24-5	34-18-1
Sacked-Yards	5-22	0-0
Punts.-Avg.	5-39.0	5-31.0
Fumbles-Lost	1-0	1-0
Penalties-Yards	7-51	5-41
Time of Possession	22:46	37:14

INDIVIDUAL STATISTICS

RUSHING

Oakland: Garner 7-10, Crockett 2-6, Gannon 2-3.
Tampa Bay: Pittman 29-124, Alstott 10-15 (1 TD), B. Johnson 1-10, Stecker 1-1, Tupa 1-0.

PASSING

Oakland: Gannon 44-24-272, 2 TD, 5 INT.
Tampa Bay: B. Johnson 34-18-215, 2 TD, 1 INT.

RECEIVING

Oakland: Garner 7-51, Rice 5-77 (1 TD), Jolley 5-59, Porter 4-62 (1 TD), Brown 1-9, Ritchie 1-7, Wheatley 1-7.
Tampa Bay: K. Johnson 6-69, Alstott 5-43, Jurevicius 4-78, McCardell 2-13 (2 TD), Dilger 1-12.

INTERCEPTIONS

Oakland: Woodson 1-12.
Tampa Bay: Smith 2-94 (2 TD), Jackson 2-34, Brooks 1-44 (1 TD).

SACKS

Oakland: None.
Tampa Bay: Rice 2-7, Sapp 1-9, Spires 1-5, Wyms 1-1.

ATTENDANCE

67,603



2005 NFC WILD CARD GAME



WASHINGTON 17, TAMPA BAY 10
JANUARY 7, 2006
RAYMOND JAMES STADIUM (65,514)



TAMPA – Despite surrendering just 120 yards of total offense to the visiting Washington Redskins, Tampa Bay suffered its first playoff defeat at Raymond James Stadium in the NFC Wild Card contest. The 120 yards were the fewest yards gained by a winning team in a game in NFL playoff history. Redskins QB Mark Brunell was limited to seven completions on 15 attempts for 41 yards and one interception while the Washington rushing attack averaged only 3.1 yards per carry on 31 attempts. Tampa Bay fell behind 14-0 in the first quarter following two Tampa Bay miscues. Redskins LB LaVar Arrington picked off a tipped QB Chris Simms pass deep in Buccaneers territory on their second possession, setting up a RB Clinton Portis six-yard touchdown run. On the ensuing possession, RB Carnell "Cadillac" Williams fumbled and Redskins S Sean Taylor returned it 51 yards for a touchdown. The two teams traded field goals in the second quarter as Washington went to the locker room with a 17-3 lead at halftime. Tampa Bay got back within seven at 17-10 on its first possession of the second half, driving 51 yards in seven plays as Simms capped it off with a two-yard touchdown run for what turned out to be the final scoring of the day. Following a CB Brian Kelly interception in Washington territory with just under four minutes remaining, the Buccaneers had a chance to tie the game but Simms' 35-yard pass into the end zone to WR Edell Shepherd was ruled incomplete. Tampa Bay regained possession near midfield with 1:05 left in the contest, but Simms was intercepted following another tipped ball on the first play of the drive.



SCORING	1	2	3	4	F
Washington	14	3	0	0	17
Tampa Bay	0	3	7	0	10

Washington:	Portis 6 run (Hall kick)
Washington:	Taylor 51 fumble return (Hall kick)
Tampa Bay:	Bryant 43 FG
Washington:	Hall 47 FG
Tampa Bay:	Simms 2 run (Bryant kick)

TEAM STATISTICS

	WASH	TB
First Downs	9	17
Total Net Yards	120	243
Total Offensive Plays	49	66
Rushes-Net Yards	31-95	25-75
Net Yards Passing	25	168
Att.-Comp.-Int.	16-7-1	38-25-2
Sacked-Yards	2-16	3-30
Punts.-Avg.	7-38.3	5-39.4
Fumbles-Lost	3-0	3-1
Penalties-Yards	4-30	3-30
Time of Possession	25:31	34:29

INDIVIDUAL STATISTICS

RUSHING

Washington: Portis 16-53 (1 TD), Betts 10-25, Moss 1-11, Brunell 4-6.
Tampa Bay: Williams 18-49, Alstott 4-15, Simms 3-11.

PASSING

Washington: Brunell 15-7-41, 0 TD, 1 INT, Portis 1-0-0, 0 TD, 0 INT.
Tampa Bay: Simms 38-25-198, 0 TD, 2 INT.

RECEIVING

Washington: Moss 2-18, Cooley 2-12, Betts 1-11, Thrash 1-5, Portis 1-(-5).
Tampa Bay: Galloway 7-69, Hilliard 4-38, Pittman 3-30, Becht 3-26, Smith 3-14, Williams 3-10, Alstott 1-7, Shepherd 1-4.

INTERCEPTIONS

Washington: Arrington 1-21, Washington 1-13.
Tampa Bay: Kelly 1-3.

SAFES

Washington: Daniels 1-13, Stoutmire 1-9, Evans 1-8.
Tampa Bay: Rice 1-11, Wyms 1-5.

ATTENDANCE

65,514

2007 NFC WILD CARD GAME



N.Y. GIANTS 24, TAMPA BAY 14

JANUARY 6, 2008

RAYMOND JAMES STADIUM (65,621)



TAMPA – Playing host to the New York Giants in an NFC Wild Card matchup, the Buccaneers 2007 season came to an end as the Giants advanced with a 24-14 victory. Tampa Bay started fast, taking a 7-0 lead in the first quarter on a RB Earnest Graham one-yard touchdown run as the Buccaneers gained 78 first-quarter yards compared to the Giants minus-two yards. New York evened the score with 10:02 left in the first half as QB Eli Manning found RB Brandon Jacobs on a five-yard scoring pass. The Giants took the lead on their next possession as Jacobs scored on an eight-yard run, giving New York a 14-7 lead at halftime. Following a Buccaneers fumble on the opening kickoff of the second half, the Giants tacked on a 25-yard field goal for a 17-7 lead. Tampa Bay drove into Giants territory on its next possession, but QB Jeff Garcia was intercepted in the end zone. Following a Buccaneers punt that pinned the Giants at their own eight-yard line, New York drove 92 yards in 15 plays to take a 24-7 lead with 8:03 left in the game on a Manning to WR Amani Toomer four-yard touchdown pass. Tampa Bay pulled within 10 on the ensuing drive as Garcia connected with TE Alex Smith for a six-yard score with 3:25 left in the contest. The Buccaneers forced a punt on the Giants next possession and advanced near midfield, but Garcia was intercepted just after the two-minute warning to end the Buccaneers comeback attempt. LB Derrick Brooks played in his 11th postseason game, becoming the all-time leader in postseason games played in franchise history.

SCORING	1	2	3	4	F
N.Y. Giants	0	14	3	7	24
Tampa Bay	7	0	0	7	14

Tampa Bay:	Graham 1 run (Bryant kick)
New York:	Jacobs 5 pass from Manning (Tynes kick)
New York:	Jacobs 8 run (Tynes kick)
New York:	Tynes 25 FG
New York:	Toomer 4 pass from Manning (Tynes kick)
Tampa Bay:	Smith 6 pass from Garcia (Bryant kick)

TEAM STATISTICS

	NYG	TB
First Downs	16	20
Total Net Yards	277	271
Total Offensive Plays	58	62
Rushes-Net Yards	30-100	22-69
Net Yards Passing	177	202
Att.-Comp.-Int.	27-20-0	39-23-2
Sacked-Yards	1-8	1-5
Punts-Avg.	6-44.5	5-36.8
Fumbles-Lost	0-0	2-1
Penalties-Yards	5-41	4-25
Time of Possession	33:31	26:29

INDIVIDUAL STATISTICS

RUSHING

New York: Bradshaw 17-66, Jacobs 13-34.

Tampa Bay: Graham 18-63, Pittman 1-5, Askew 1-3, Garcia 1-2, Galloway 1-(-4).

PASSING

New York: Manning 27-20-185, 2 TD, 0 INT.

Tampa Bay: Garcia 39-23-207, 1 TD, 2 INT.

RECEIVING

New York: Toomer 7-74, Burress 4-38, Smith 3-29, Jacobs 2-16, Boss 2-14, Bradshaw 1-9, Hedgecock 1-5.
Tampa Bay: Pittman 5-62, Graham 4-27, Hilliard 4-27, Clayton 3-39, Smith 3-26, Askew 2-12, Galloway 1-9, Stevens 1-5.

INTERCEPTIONS

New York: Webster 1-0, McQuarters 1-0.

Tampa Bay: None.

SACKS

New York: Strahan 1-5.

Tampa Bay: Adams 1-8.

ATTENDANCE

65,621



OWNERSHIP

PLAYERS

2012 REVIEW

HISTORY

RECORDS

SIDELINES

TAMPA BAY BUCCANEERS SUPER BOWL RING



In the long-established tradition of creating custom awards for the world of sports, Tiffany & Co. designed the Super Bowl championship rings presented to the Tampa Bay Buccaneers, winners of Super Bowl XXXVII.

The fourteen-karat yellow gold ring incorporates the Vince Lombardi Super Bowl Trophy, an original Tiffany design featuring a football in kicking position, which the company has produced for every Super Bowl since its inception in 1967. In the ring's depiction, the trophy base is set with three rectangular modified brilliant diamonds, the football is studded with a marquis diamond, and 50 sparkling round diamonds set in white gold surround the trophy. The ring's bezel reads 'Tampa Bay Buccaneers World Champions.'

Details of Super Bowl XXXVII and the Buccaneers are commemorated on the sides of the ring. On one side, the cities of the contending teams (Tampa Bay

and Oakland) appear, along with the final game score (48-21), date and place of Super Bowl XXXVII (January 26, 2003, in San Diego, Calif.), and the Super Bowl and NFL shield logos. The ring's other side displays the player's name engraved on a banner and captures the team's undaunted spirit with flag logo, palm trees, and a seagoing pirate ship reminiscent of the Buccaneers' own ship that is a fan favorite at home games.

The ring reflects the close collaboration between Tiffany and the Tampa Bay Buccaneers in capturing the rich symbolism of the Super Bowl, the winning team, and the NFL. The awarding of the Super Bowl rings to the victorious Buccaneers followed the presentation of the Vince Lombardi trophy presented to the team on Super Bowl Sunday.

In addition to creating the Vince Lombardi trophy, Tiffany also creates the Pete Rozelle trophy presented to the Most Valuable Player of the Super Bowl game. Named for the late NFL Commissioner whose distinguished career spanned nearly 30 years, the trophy, a shooting star design handcrafted of sterling silver with vermeil, was first awarded in 1991 at Super Bowl XXV. The Pete Rozelle trophy was awarded to Tampa Bay's Dexter Jackson.



AT LEFT: Both sides of former Buccaneers FB Mike Alstott's Super Bowl ring



RECORDS

BUCCANEERS RECORDS

INDIVIDUAL RECORDS/OFFENSE

SCORING

MOST POINTS SCORED

Season	131, Matt Bryant, 2008
	128, Martin Gramatica, 2002
	126, Martin Gramatica, 2000
	123, Connor Barth, 2012
	118, Matt Bryant, 2007
Game	24, Doug Martin, at Oakland 11/4/12
	24, Jimmie Giles, at Miami, 10/20/85
	18, Michael Pittman, vs. Kansas City, 11/7/04
	18, Keenan McCardell, vs. Indianapolis, 10/6/03
	18, Mike Alstott, vs. Minnesota, 10/28/01
	18, Warrick Dunn, vs. St. Louis, 12/18/00
	18, Mike Alstott, at Cincinnati, 12/27/98
	18, Reggie Cobb, vs. Detroit, 11/10/91
	18, Morris Owens, vs. Miami, 10/24/76

MOST TOUCHDOWNS SCORED

Season	13, James Wilder (13 rush), 1984
	12, Doug Martin (11 rush, 1 rec.), 2012
	11, Mike Williams (11 rec.), 2010
	11, Mike Alstott (10 rush, 1 rec.), 2001
	11, Errict Rhett (11 rush), 1995
	10, Joey Galloway (10 rec.), 2005
	10, Michael Pittman (7 rush, 3 rec.), 2004
	10, Mike Alstott (7 rush, 3 rec.), 1997
	10, James Wilder (10 rush), 1985
Game	4, Doug Martin, at Oakland, 11/4/12
	4, Jimmie Giles, at Miami, 10/20/85
	3, Michael Pittman, vs. Kansas City, 11/7/04
	3, Keenan McCardell, vs. Indianapolis, 10/6/03
	3, Mike Alstott, vs. Minnesota, 10/28/01
	3, Warrick Dunn, vs. St. Louis, 12/18/00
	3, Mike Alstott, at Cincinnati, 12/27/98
	3, Reggie Cobb, vs. Detroit, 11/10/91
	3, Morris Owens, vs. Miami, 10/24/76

MOST POINTS PLACEKICKING

Season	131, Matt Bryant, 2008
Game	16, Martin Gramatica, vs. New Orleans, 12/23/01 (4 FGs, 4 PATs)
	15, Martin Gramatica, at Chicago, 12/29/02 (5 FGs)
	14, Steve Christie, vs. Minnesota, 12/16/90
	14, Steve Christie, vs. Green Bay, 10/14/90
	14, Donald Igwebuike, at Chicago, 11/19/89
	14, Bill Capece, vs. Chicago, 1/2/83 (rest are 4 FGs, 2 PATs)

MOST FIELD GOALS

Season	32, Matt Bryant, 2008
	32, Martin Gramatica, 2002
Game	5, Martin Gramatica, at Chicago, 12/29/02

MOST FIELD GOALS ATTEMPTED

Season	39, Martin Gramatica, 2002
Game	6, Michael Husted, vs. Cincinnati, 10/8/95

BEST FIELD GOAL PERCENTAGE

Season	92.9%, Connor Barth, 2011 (26-28)
--------	--

MOST EXTRA POINTS

Season	42, Martin Gramatica, 2000
Game	6, Connor Barth, at Oakland, 11/4/12
	6, Donald Igwebuike, vs. Atlanta, 9/13/87

MOST EXTRA POINTS ATTEMPTED

Season	42, Martin Gramatica, 2000
Game	7, Donald Igwebuike, vs. Atlanta, 9/13/87

BEST EXTRA POINT PERCENTAGE

Season	100%, 16 times, most recently by (min. 20) Connor Barth, 2012 (39-39)
--------	---

MOST CONSECUTIVE GAMES

SCORING A TOUCHDOWN

6, Earnest Graham, 11/4/07 - 12/16/07
5, Errict Rhett, 9/24/95 - 10/22/95
5, Reggie Cobb, 9/27/92 - 11/1/92
5, Gary Anderson, 9/9/90 - 10/7/90

LONGEST FIELD GOAL MADE

62, Matt Bryant, vs. Philadelphia, 10/22/06
57, Connor Barth, vs. Washington, 9/30/12
57, Michael Husted, at L.A. Raiders, 12/19/93

LONGEST FIELD GOAL ATTEMPT

62, Matt Bryant, vs. Philadelphia, 10/22/06
62, Martin Gramatica, vs. Indianapolis, 10/6/03
62, Donald Igwebuike, at New Orleans, 9/22/85 and vs. Minnesota, 9/15/85

MOST CONSECUTIVE FIELD GOALS MADE

25, Connor Barth, 10/16/11 - 9/30/12
16, Martin Gramatica, 10/9/00 - 12/3/00
16, Michael Husted, 11/19/95 - 9/22/96

MOST CONSECUTIVE EXTRA POINTS

129, Martin Gramatica, 9/12/99 - 9/8/03

COMBINED YARDAGE

MOST TOTAL YARDS, RUSHING AND RECEIVING

Season	2,229, James Wilder, 1984 (1,544 rush, 685 rec)
	1,926, Doug Martin, 2012 (1,454 rush, 472 rec)
	1,641, James Wilder, 1985 (1,300 rush, 341 rec)
	1,555, Warrick Dunn, 2000 (1,133 rush, 422 rec)
	1,511, Ricky Bell, 1979 (1,263 rush, 248 rec)
	1,440, Warrick Dunn, 1997 (978 rush, 462 rec)
	1,422, Mark Carrier, 1989 (1,422 rec)
	1,370, Warrick Dunn, 1998 (1,026 rush, 344 rec)
	1,348, Michael Pittman, 2003 (751 rush, 597 rec)
	1,327, Reggie Cobb, 1992 (1,171 rush, 156 rec)
Game	272, Doug Martin, at Oakland, 11/4/12 (251 rush, 21 rec)
	239, James Wilder, at Minnesota, 11/6/83 (219 rush, 20 rec)
	221, Warrick Dunn, vs. Dallas, 12/3/00 (210 rush, 11 rec)
	216, James Wilder, vs. Green Bay, 9/30/84 (172 rush, 44 rec)
	214, Doug Martin, at Minnesota, 10/25/12 (135 rush, 79 rec)
	212, Mark Carrier, at New Orleans, 12/6/87 (212 rec)
	201, James Wilder, vs. Detroit, 11/23/86 (130 rush, 71 rec)

MOST YARDS, PASSING AND RUSHING

Season	4,204, Josh Freeman, 2012 (4,065 pass, 139 rush)
	3,844, Brad Johnson, 2003 (3,811 pass, 33 rush)
	3,830, Josh Freeman, 2011 (3,592 pass, 238 rush)
	3,815, Josh Freeman, 2010 (3,451 pass, 364 rush)
	3,772, Doug Williams, 1981 (3,563 pass, 209 rush)
Game	499, Doug Williams, at Minnesota, 11/16/80 (486 pass, 13 rush)
	468, Vinny Testaverde, at Indianapolis, 10/16/88 (469 pass, -1 rush)
	429, Josh Freeman, vs. New Orleans, 10/21/12 (420 pass, 9 rush)
	407, Brian Griese, at Chicago, 9/21/08 (407 pass)
	404, Brad Johnson vs. Chicago, 11/18/01 (399 pass, 5 rush)
	397, Doug Williams, vs. Chicago, 1/2/83 (367 pass, 30 rush)
	395, Brian Griese, at San Diego, 12/12/04 (392 pass, 3 rush)
	390, Josh Freeman, vs. St. Louis, 12/23/12 (372 pass, 18 rush)
	388, Vinny Testaverde, at New Orleans, 12/6/87 (369 pass, 19 rush)
	381, Vinny Testaverde, vs. Green Bay 9/13/92 (363 pass, 18 rush)

RUSHING

MOST YARDS RUSHING

Season	1,544, James Wilder, 1984 1,454, Doug Martin, 2012 1,300, James Wilder, 1985 1,263, Ricky Bell, 1979 1,207, Errict Rhett, 1995 1,178, Carnell Williams, 2005 1,171, Reggie Cobb, 1992 1,133, Warrick Dunn, 2000 1,026, Warrick Dunn, 1998 1,011, Errict Rhett, 1994 1,007, LeGarrette Blount, 2010
Game	251, Doug Martin, at Oakland, 11/4/12 219, James Wilder, at Minnesota, 11/6/83 210, Warrick Dunn, vs. Dallas, 12/3/00 192, Errict Rhett, vs. Washington, 12/4/94 172, James Wilder, vs. Green Bay, 9/30/84 167, Ricky Bell, vs. Green Bay, 10/21/79 166, James Wilder, at Chicago, 9/8/85 164, LeGarrette Blount, vs. Seattle, 12/26/10 158, Carnell Williams, at Green Bay, 9/25/05 152, Ricky Bell, vs. N.Y. Giants, 11/18/79

MOST RUSHING ATTEMPTS

Season	407, James Wilder, 1984 365, James Wilder, 1985 332, Errict Rhett, 1995 319, Doug Martin, 2012 310, Reggie Cobb, 1992
Game	43, James Wilder, vs. Green Bay, 9/30/84 (OT, 39 in reg) 42, James Wilder, at Pittsburgh, 10/30/83 40, Errict Rhett, vs. Washington, 12/4/94

BEST AVERAGE PER RUSH

Season	5.01, LeGarrette Blount, 2010 (201-1,007) (min. 100) 4.60, James Wilder, 1987 (106-488) 4.58, Thomas Jones, 2003 (137-627) 4.57, Warrick Dunn, 2000 (248-1,133)
Game	10.1, Ricky Bell, vs. New Orleans, 10/14/79 (10-101) (min. 10) 10.0, Doug Martin, at Oakland, 11/4/12 (25-251) 9.6, Warrick Dunn, vs. Dallas, 12/3/00 (22-210)

MOST TOUCHDOWNS RUSHING

Season	13, James Wilder, 1984 11, Doug Martin, 2012 11, Errict Rhett, 1995 10, Earnest Graham, 2007 10, Mike Alstott, 2001 10, James Wilder, 1985
Game	4, Doug Martin, at Oakland, 11/4/12 3, Michael Pittman, vs. Kansas City, 11/7/04 3, Mike Alstott, vs. Minnesota, 10/28/01 3, Warrick Dunn, vs. St. Louis, 12/18/00 3, Mike Alstott, at Cincinnati, 12/27/98 3, Reggie Cobb, vs. Detroit, 11/20/91

MOST YARDS RUSHING – QUARTERBACK

Season	425, Steve Young, 1986 370, Doug Williams, 1980 365, Josh Freeman, 2010
Game	105, Vinny Testaverde, vs. Minnesota, 12/16/90

MOST 100-YARD RUSHING GAMES

Season	6, Carnell Williams, 2005 5, Doug Martin, 2012 5, Warrick Dunn, 1997 5, James Wilder, 1985 5, James Wilder, 1984 5, Ricky Bell, 1979 (plus 1 in playoffs) 4, LeGarrette Blount, 2010 4, Michael Pittman, 2004 4, Errict Rhett, 1995 4, Errict Rhett, 1994 4, Reggie Cobb, 1992
--------	---

PASSING

MOST YARDS PASSING

Season	4,065, Josh Freeman, 2012 3,811, Brad Johnson, 2003 3,592, Josh Freeman, 2011 3,563, Doug Williams, 1981 3,554, Steve DeBerg, 1984 3,451, Josh Freeman, 2010
Game	486, Doug Williams, at Minnesota, 11/16/80 469, Vinny Testaverde, at Indianapolis, 10/16/88 420, Josh Freeman, vs. New Orleans, 10/21/12 407, Brian Griese, at Chicago, 9/21/08 399, Brad Johnson, vs. Chicago, 11/18/01 392, Brian Griese, at San Diego, 12/12/04 373, Jack Thompson, at Detroit, 12/18/83 370, Vinny Testaverde, vs. Cleveland, 11/5/89 369, Vinny Testaverde, at New Orleans, 12/6/87 367, Doug Williams, vs. Chicago, 1/2/83 365, Steve DeBerg, at Miami, 10/20/85 363, Vinny Testaverde, vs. Green Bay, 9/13/92 351, Vinny Testaverde, vs. Atlanta, 12/2/90 350, Doug Williams, vs. Chicago, 12/20/80 347, Brian Griese, at Carolina, 11/28/04

MOST PASSES ATTEMPTED

Season	570, Brad Johnson, 2003 559, Brad Johnson, 2001 558, Josh Freeman, 2012 551, Josh Freeman, 2011 521, Doug Williams, 1980
Game	67, Brian Griese, at Chicago, 9/21/08 61, Brad Johnson, vs. Carolina, 9/14/03 56, Brad Johnson, vs. Chicago, 11/18/01 56, Doug Williams, vs. Cleveland, 9/28/80 55, Doug Williams, at Minnesota, 11/16/80

MOST PASSES COMPLETED

Season	354, Brad Johnson, 2003 346, Josh Freeman, 2011 340, Brad Johnson, 2001 308, Steve DeBerg, 1984 306, Josh Freeman, 2012
Game	40, Brad Johnson, vs. Chicago, 11/18/01 38, Brian Griese, at Chicago, 9/21/08 37, Jeff Garcia, at Detroit, 10/21/07 36, Brian Griese, at San Diego, 12/12/04 34, Brad Johnson, vs. Atlanta, 12/20/03 34, Brad Johnson, vs. Carolina, 9/14/03

HIGHEST COMPLETION PERCENTAGE

Season	69.3%, Brian Griese, 2004 (233-336) (min. 150 att) 64.9%, Jeff Garcia, 2008 (227-343) 63.9%, Jeff Garcia, 2007 (209-327) 62.8%, Josh Freeman, 2011 (346-551) 62.3%, Brad Johnson, 2002 (281-451)
Game	88.0%, Vinny Testaverde, vs. Green Bay, 9/13/92 (22-25) 86.2%, Steve DeBerg, at Detroit, 10/14/84 (25-29) 84.2%, Brian Griese, at New Orleans, 10/10/04 (16-19) 83.3%, Trent Diller, vs. Denver, 9/26/99 (15-18) 82.2%, Jeff Garcia, at Detroit, 10/21/07 (37-45) 81.5%, Vinny Testaverde, at Green Bay, 9/10/89 (22-27)

MOST YARDS PER ATTEMPT

Season	7.83, Brian Griese, 2004 (min. 150 att) 7.72, Vinny Testaverde, 1990 7.56, Doug Williams, 1981 7.46, Jeff Garcia, 2007 7.32, Craig Erickson, 1994
Game	15.2, Jeff Garcia, vs. New Orleans, 9/16/07 14.5, Vinny Testaverde, vs. Green Bay, 9/13/92 14.3, Gary Huff, vs. St. Louis, 12/18/77 13.0, Craig Erickson, vs. Indianapolis, 9/11/94

MOST TOUCHDOWN PASSES

Season	27, Josh Freeman, 2012 26, Brad Johnson, 2003 25, Josh Freeman, 2010 22, Brad Johnson, 2002 21, Trent Dilfer, 1998 21, Trent Dilfer, 1997 20, Brian Griese, 2004 20, Vinny Testaverde, 1989 20, Doug Williams, 1980
Game	5, Josh Freeman, vs. Seattle, 12/26/10 5, Brad Johnson, vs. Minnesota, 11/3/02 5, Steve DeBerg, vs. Atlanta, 9/13/87

MOST INTERCEPTIONS THROWN

Season	35, Vinny Testaverde, 1988
Game	7, Steve DeBerg, vs. San Fran., 9/7/86

LOWEST INTERCEPTION PERCENTAGE

Season	1.22%, Jeff Garcia, 2007 (4-327) 1.27%, Josh Freeman, 2010 (6-474) 1.33%, Brad Johnson, 2002 (6-451) 1.60%, Jeff Garcia, 2008 (6-376) 1.97%, Brad Johnson, 2001 (11-559)
--------	---

MOST CONSECUTIVE PASSES WITHOUT AN INTERCEPTION

197, Jeff Garcia, 9/9/07 - 10/28/07
187, Brad Johnson, 12/23/01 - 9/29/02

HIGHEST NFL PASSER RATING

Season	97.5, Brian Griese, 2004 (min. 150 att) 95.9, Josh Freeman, 2010 94.6, Jeff Garcia, 2007 92.9, Brad Johnson, 2002 90.2, Jeff Garcia, 2008
--------	--

MOST 300-YARD PASSING GAMES

Season	4, Brad Johnson, 2003 4, Vinny Testaverde, 1989 and 1988 4, Doug Williams, 1981 and 1980
--------	--

MOST CONSECUTIVE COMPLETIONS

18, Jeff Garcia, at Detroit, 10/21/07
18, Brad Johnson, over two games, at Philadelphia, 9/8/03 (13) and vs. Carolina, 9/14/03 (5)
15, Luke McCown, at New Orleans, 12/2/07
15, Brian Griese, over two games, at New Orleans, 10/10/04 (6) and at St. Louis, 10/18/04 (9)
15, Brad Johnson, over two games, at St. Louis, 11/26/01 (1) and at Cincinnati, 12/2/01 (14)
15, Steve DeBerg, vs. Minnesota, 9/14/86

MOST CONSECUTIVE PASSES WITHOUT BEING SACKED

160, Brad Johnson, 9/14/03-10/19/03
111, Doug Williams, 11/4/79-12/2/79
97, Brian Griese, 9/21/08-9/28/08

MOST CONSECUTIVE GAMES THROWING A TD PASS

15, Josh Freeman, 10/10/10-9/18/11
13, Josh Freeman, 12/17/11-11/18/12
12, Brian Griese, 10/10/04-9/11/05
11, Brad Johnson, 9/8/03-11/24/03

RECEIVING**MOST PASS RECEPTIONS**

Season	106, Keyshawn Johnson, 2001 86, Mark Carrier, 1989 85, James Wilder, 1984 84, Keenan McCardell, 2003 83, Antonio Bryant, 2008 83, Joey Galloway, 2005
Game	13, Earnest Graham, at Detroit, 10/21/07 13, James Wilder, vs. Minnesota, 9/15/85 12, Warrick Dunn, vs. Chicago, 11/18/01 12, Keyshawn Johnson, vs. Chicago, 11/18/01 11, five times, most recently by Jacquez Green, at Minnesota, 10/9/00 10, 13 times, most recently by Antonio Bryant, at Chicago, 9/21/08

MOST YARDS RECEIVING

Season	1,422, Mark Carrier, 1989 1,384, Vincent Jackson, 2012 1,287, Joey Galloway, 2005 1,266, Keyshawn Johnson, 2001 1,248, Antonio Bryant, 2008 1,193, Michael Clayton, 2004 1,176, Kevin House, 1981 1,174, Keenan McCardell, 2003 1,088, Keyshawn Johnson, 2002 1,057, Joey Galloway, 2006 1,040, Bruce Hill, 1988 1,014, Joey Galloway, 2007 1,005, Kevin House, 1984
Game	216, Vincent Jackson, vs. New Orleans, 10/21/12 212, Mark Carrier, at New Orleans, 12/6/87 200, Antonio Bryant, at Carolina, 12/8/08 178, Kevin House, at Oakland, 10/18/81 176, Charles Wilson, vs. L.A. Rams, 12/11/94 166, Joey Galloway, vs. Detroit, 10/2/05 166, Gerald Carter, at San Francisco, 11/18/84 166, Morris Owens, at Seattle, 10/16/77 164, Mark Carrier, at Chicago, 11/19/89 164, Jacquez Green, vs. Kansas City, 11/14/99 162, Bruce Hill, at Indianapolis, 10/16/88 161, Joey Galloway, at Atlanta, 9/17/06

MOST TOUCHDOWNS RECEIVING

Season	11, Mike Williams, 2010 10, Joey Galloway, 2005 9, Mike Williams, 2012 9, Mark Carrier, 1989 9, Bruce Hill, 1988 9, Kevin House, 1981
Game	4, Jimmie Giles, at Miami, 10/20/85

MOST RECEPTIONS, RUNNING BACK

Season	85, James Wilder, 1984
Game	13, Earnest Graham, at Detroit, 10/21/07 13, James Wilder, vs. Minnesota, 9/15/85

MOST YARDS RECEIVING, RUNNING BACK

Season	685, James Wilder, 1984
Game	138, Warrick Dunn, vs. Chicago, 11/18/01

MOST RECEPTIONS, TIGHT END

Season	77, Kellen Winslow, 2009
Game	10, Jackie Harris, at Green Bay, 11/26/95

MOST YARDS RECEIVING, TIGHT END

Season	884, Kellen Winslow, 2009
Game	143, Calvin Magee, at Chicago, 12/7/86

BEST AVERAGE PER RECEPTION

Season	22.1, Kevin House, 1980 (24-531) 21.1, Horace Copeland, 1993 (30-633)
--------	--

LONGEST RECEPTION, RUNNING BACK

74, Gary Anderson, vs. Green Bay, 10/14/90
68, Michael Pittman, at Carolina, 11/28/04
68, (TD), Michael Pittman, at Atlanta, 9/21/03
68, Warrick Dunn, vs. Detroit, 12/12/99

LONGEST RECEPTION, TIGHT END

81 (TD), Tyji Armstrong, vs. L.A. Rams, 12/6/92
81 (TD), Jimmie Giles, vs. Chicago, 11/1/81

MOST 100-YARD RECEIVING GAMES

Season	9, Mark Carrier, 1989
--------	-----------------------

INDIVIDUAL RECORDS/DEFENSE**MOST TACKLES**

Season	214, Hardy Nickerson, 1993 205, Barrett Ruud, 2009 196, Shelton Quarles, 2005 194, Hardy Nickerson, 1997 189, Derrick Brooks, 1998
Game	23, Derrick Brooks, at Minnesota, 9/30/01 22, Derrick Brooks, vs. Buffalo, 11/26/00 22, Hardy Nickerson, at Chicago, 11/23/97 21, Shelton Quarles, vs. New Orleans, 1/1/06 21, Broderick Thomas, vs. Philadelphia, 10/6/91

MOST QUARTERBACK SACKS

Season	16.5, Warren Sapp, 2000
	15.5, Simeon Rice, 2002
	15.0, Simeon Rice, 2003
	14.0, Simeon Rice, 2005
	13.0, Marcus Jones, 2000
	13.0, Lee Roy Selmon, 1977
	12.5, Warren Sapp, 1999
	12.0, Simeon Rice, 2004
	11.0, Simeon Rice, 2001
	11.0, Broderick Thomas, 1991
	11.0, Lee Roy Selmon, 1983
	11.0, Lee Roy Selmon, 1979
	11.0, Lee Roy Selmon, 1978
Game	4.0, Simeon Rice, at Washington, 10/12/03
	4.0, Marcus Jones, vs. Detroit, 10/19/00

MOST DEFENSIVE TOUCHDOWNS

Season	4, Derrick Brooks, 2002
	3, Wayne Haddix, 1990
	2, Aqib Talib, 2011
	2, Tanard Jackson, 2009
	2, Ronde Barber, 2007
	2, Ronde Barber, 2006
	2, Ronde Barber, 2004
	2, Ronde Barber, 2000
	2, Donnie Abraham, 1999
	2, Hugh Green, 1983
	2, Cedric Brown, 1981
	2, Richard Wood, 1977
	2, Ronde Barber, vs. Philadelphia, 10/22/06
Game	

MOST PASS INTERCEPTIONS

Season	10, Ronde Barber, 2001
	9, Cedric Brown, 1981
	8, Brian Kelly, 2002
	7, Donnie Abraham, 1999, 2000
	7, Wayne Haddix, 1990
	7, Jeremiah Castille, 1985
	7, Aqib Talib at Washington, 10/4/09
Game	Ronde Barber, twice, at New Orleans, 12/4/05 and at New Orleans, 12/23/01

MOST YARDS, INTERCEPTIONS RETURNED

Season	231, Wayne Haddix, 1990
	218, Derrick Brooks, 2002
	215, Cedric Brown, 1981
Game	131, Cedric Brown, vs. Green Bay, 11/22/81

MOST INTERCEPTIONS FOR TOUCHDOWNS

Season	3, Derrick Brooks, 2002
	3, Wayne Haddix, 1990
Game	2, Ronde Barber, vs. Philadelphia, 10/22/06

LONGEST FUMBLE RETURN

80 (TD), Cedric Brown (lateral from Danny Reece), at Houston, 10/19/80

LONGEST NON-SCORING FUMBLE RETURN

72, Sabby Piscitelli, at Buffalo, 9/20/09

MOST FUMBLES CAUSED

Season	7, Stylez G. White, 2007
	7, Broderick Thomas, 1991
	7, Wally Chambers, 1979

MOST FUMBLES RECOVERED

Season	5, Bill Kollar, 1979
	4, four times, most recently by Jovan Haye, 2007

**INDIVIDUAL RECORDS/
SPECIAL TEAMS****MOST PUNTS**

Season	100, Dave Green, 1978
	98, Dave Green, 1977
Game	11, six times, most recently by Josh Bidwell, at Chicago, 12/17/06

BEST GROSS PUNTING AVERAGE

Season	45.57, Josh Bidwell, 2005
	45.26, Michael Koenen, 2012
	45.12, Michael Koenen, 2011
	44.49, Josh Bidwell, 2008
	43.92, Josh Bidwell, 2007
Game	52.2, Michael Koenen, vs. Detroit, 9/11/11
	(min. 4) 52.0, Tom Tupa, at New Orleans, 12/7/03
	52.0, Tom Tupa, at New Orleans, 12/1/02
	51.8, Josh Bidwell, at N.Y. Jets, 10/9/05
	51.4, Michael Koenen, at Denver, 12/2/12

BEST NET PUNTING AVERAGE

Season	40.3, Michael Koenen, 2011
	37.8, Tommy Barnhardt, 1996
	37.6, Josh Bidwell, 2008
	37.5, Josh Bidwell, 2005

MOST PUNTS INSIDE THE 20

Season	30, Josh Bidwell, 2007
	30, Tom Tupa, 2002
	27, Josh Bidwell, 2008
	26, Tom Tupa, 2003
	26, Mark Royals, 2001

MOST FAIR CATCHES FORCED

Season	42, Dan Stryzinski, 1994
--------	--------------------------

MOST PUNT RETURNS

Season	70, Danny Reece, 1979 (NFL Record)
	57, Danny Reece, 1980
Game	8, Danny Reece, vs. Detroit, 9/1/79

MOST YARDS PUNTS RETURNED

Season	597, Karl Williams, 1997
	492, Mark Jones, 2005
	453, Jacques Green, 1998
Game	120, Karl Williams, vs. Cleveland, 10/13/02
	116, Karl Williams, at Detroit, 11/11/01
	116, Karl Williams, vs. Chicago, 12/21/97

BEST AVERAGE, PUNT RETURNS

Season	21.1, Karl Williams, 1996 (min. 10)
--------	-------------------------------------

MOST KICKOFF RETURNS

Season	58, Bobby Joe Edmonds, 1995
	48, Phil Freeman, 1985
Game	8, Vernon Turner, vs. Minnesota, 10/30/94

MOST YARDS KICKOFFS RETURNED

Season	1,147, Bobby Joe Edmonds, 1995
	1,129, Micheal Spurlock, 2010
	1,118, Reidel Anthony, 1998
Game	242, Vernon Turner, vs. Minnesota, 10/30/94

BEST AVERAGE, KICKOFF RETURNS

Season	29.5, Sammie Stroughter, 2009
	(min. 10) 29.1, Clifton Smith, 2009

MOST SPECIAL TEAMS TACKLES

Season	31, Shelton Quarles, 1999
Game	6, Dana Natziger, vs. Minnesota, 9/5/81
	5, Brian Clark, vs. N.Y. Giants, 9/27/09
	5, Torrie Cox, vs. New Orleans, 11/5/06
	5, Jameel Cook, vs. Detroit, 10/2/05
	5, Shelton Quarles, vs. Minnesota, 12/6/99
	5, Sam Anno, vs. Minnesota, 12/16/90

LONGEST BLOCKED RETURNS

Field Goal	79 (TD), Mike Washington, vs. Atlanta, 9/24/78
Punt	33 (TD), Ricky Reynolds, at Washington, 10/22/89

TEAM RECORDS/OFFENSE**SCORING****MOST POINTS SCORED**

Season	389, 2012
	388, 2000
	361, 2008
	346, 2002
	341, 2010

Game	48, vs. New Orleans, 12/23/01
	48, vs. Atlanta, 9/13/87
	42, at Oakland, 11/4/12
	42, vs. Chicago, 10/8/89
	41, vs. Minnesota, 10/28/01
	41, vs. Minnesota, 10/29/00
	41, vs. Chicago, 9/10/00
	41, vs. N.Y. Jets, 12/16/84

MOST TOUCHDOWNS

Season	44, 2012
	43, 2000
	40, 1984
	39, 2010
	38, 2008
	38, 1997
	38, 1981
Game	7, vs. Atlanta, 9/13/87
	6, at Oakland, 11/4/12
	6, vs. Chicago, 10/8/89

MOST RUSHING TOUCHDOWNS

Season	19, 1995
	18, 2000
Game	4, at Oakland, 11/4/12

MOST PASSING TOUCHDOWNS

Season	27, 2012
	27, 2003
	26, 2010
	24, 2004
	23, 2002, 1989
	5, vs. Seattle, 12/26/10
	5, vs. Minnesota, 11/3/02
	5, vs. Atlanta, 9/13/87
Game	

MOST RETURN TOUCHDOWNS

Season	7, 2008
	7, 2000
	6, 2002
	5, 2009
	5, 1981
Game	3, at New Orleans, 12/11/77

MOST FIELD GOALS

Season	32, 2008
	32, 2002
	28, 2007
	28, 2001
	28, 2000
Game	5, at Chicago, 12/29/02

MOST FIELD GOALS ATTEMPTED

Season	39, 2002
	38, 2008
	35, 2001
	35, 1994
	34, 2000
Game	6, vs. Cincinnati, 10/8/95

LARGEST MARGIN OF VICTORY

Season	+150, 2002 (346-196)
Game	+41, vs. Chicago, 9/10/00 (41-0)
	+38, vs. Atlanta, 9/13/87 (48-10)
	+35, at Cincinnati, 12/27/98 (35-0)
	+34, vs. Atlanta, 12/16/07 (37-3)
	+34, vs. Green Bay, 11/22/81 (37-3)

LARGEST MARGIN OF VICTORY, HOME

Game	+41, vs. Chicago, 9/10/00 (41-0)
	+38, vs. Atlanta, 9/13/87 (48-10)
	+34, vs. Atlanta, 12/16/07 (37-3)
	+34, vs. Green Bay, 11/22/81 (37-3)
	+32, vs. San Francisco, 11/21/04 (35-3)

LARGEST MARGIN OF VICTORY, ROAD

Game	+35, at Cincinnati, 12/27/98 (35-0)
	+28, at Cincinnati, 9/29/02 (35-7)
	+25, at Baltimore, 9/15/02 (25-0)
	+24, at Atlanta, 11/18/07 (31-7)
	+22, at Washington, 10/12/03 (35-13)

TOTAL YARDS

MOST YARDS, TOTAL OFFENSE

Season	5,456, 2008
	5,454, 2012
	5,453, 2003
	5,362, 2010
	5,321, 1984
Game	573, at Minnesota, 11/16/80
	515, at Oakland, 11/4/12
	513, vs. New Orleans, 10/21/12
	483, at Indianapolis, 10/6/88
	476, at Miami, 10/20/85
	475, at Cincinnati, 10/29/89
	469, at Carolina, 12/6/09
	466, vs. Indianapolis, 10/3/11
	466, at New Orleans, 12/2/07
	464, vs. Washington, 12/4/94
	463, vs. Kansas City, 10/14/12
	460, vs. Atlanta, 9/13/87
	457, vs. Indianapolis, 10/6/03
	455, at Green Bay 11/20/11
	454, at Chicago, 9/21/08

MOST PLAYS

Season	1,091, 1984
	1,055, 1979
	1,046, 2001
	1,045, 2008
	1,036, 2003
Game	91, vs. Green Bay, 9/30/84 (OT, 79 in regulation)
	87, at Kansas City, 10/28/84
	86, vs. Indianapolis, 10/4/92
	84, at Chicago, 9/21/08

BEST AVERAGE GAIN PER PLAY

Season	5.61, 2010
	5.43, 1981
	5.36, 2007
	5.29, 2011
	5.26, 2003
Game	9.08, vs. Kansas City, 10/14/12
	8.43, vs. Minnesota, 10/29/00
	8.35, at Miami, 10/20/85
	8.2, at Oakland, 11/4/12
	8.2, at Indianapolis, 10/16/88

BEST TIME OF POSSESSION

Game	48:09, vs. Oakland, 11/10/96 (OT, 37:09 in regulation)
	43:07, vs. Arizona, 11/14/07
	42:59, vs. Atlanta, 12/16/07
	42:14, vs. Washington, 12/4/94
	41:41, vs. Seattle, 10/19/08
	41:21, vs. Detroit, 11/24/85 (OT, 31:40 in regulation)

FIRST DOWNS

MOST FIRST DOWNS

Season	344, 1984
	307, 2003
	298, 2008
	298, 2001
	295, 1988
Game	30, vs. Atlanta, 12/24/05
	30, vs. Atlanta, 9/13/87
	28, five times, most recently at Chicago, 9/21/08

MOST RUSHING FIRST DOWNS

Season	114, 1984
	111, 1978, 1998 and 2000
Game	16, at Cincinnati, 12/27/98
	16, vs. Washington, 12/4/94
	16, vs. Detroit, 9/16/84

MOST PASSING FIRST DOWNS

Season	209, 1984
	190, 2003
	189, 2001
	184, 2008
	180, 2011
Game	22, at Chicago, 9/21/08
	21, vs. Chicago, 11/18/01
	20, vs. Atlanta, 9/13/87
	20, vs. Cleveland, 9/28/80

MOST PENALTY FIRST DOWNS

Season	34, 1985
	33, 1987
Game	6, vs. Kansas City, 9/5/93
	5, nine times, most recently at New Orleans, 11/6/11

BEST THIRD DOWN EFFICIENCY

Season	42.9%, 1984
	42.2%, 2010
	41.3%, 1989
Game	87.5%, vs. Atlanta, 9/13/87 (14-16)

RUSHING**MOST RUSHING ATTEMPTS**

Season	609, 1979
	549, 1978
Game	62, vs. Kansas City, 12/16/79
	55, vs. Philadelphia, 12/29/79 (Playoff Game)
	55, vs. Green Bay, 10/21/79

MOST YARDS RUSHING

Season	2,437, 1979
	2,148, 1998
Game	278, at Oakland, 11/4/12
	250, vs. Dallas, 12/3/00
	246, vs. Minnesota, 11/1/98
	244, vs. N.Y. Giants, 11/2/80
	235, at Green Bay, 9/16/79

BEST AVERAGE PER RUSH

Season	4.64, 2010
	4.42, 2012
	4.22, 2000
	4.21, 2011
	4.17, 2007
Game	9.00, vs. Detroit, 12/23/95 (16-144)
	8.69, at Oakland, 11/4/12 (32-278)
	8.56, vs. Green Bay, 11/16/03 (18-154)
	8.00, vs. Seattle, 12/26/10 (26-208)
	7.30, at New Orleans, 9/7/08 (20-146)
	6.94, vs. Dallas, 12/3/00 (36-250)

PASSING**MOST PASSES ATTEMPTED**

Season	592, 2003
	592, 2001
	588, 2011
	570, 1989
	567, 2002
Game	67, at Chicago, 9/21/08
	61, vs. Carolina, 9/14/03
	56, vs. Chicago, 11/18/01
	56, at Minnesota, 11/16/80
	56, vs. Cleveland, 9/28/80

MOST PASSES COMPLETED

Season	369, 2003
	365, 2011
	362, 2001
	355, 2008
	348, 2002
Game	41, vs. Chicago, 11/18/01
	38, at Chicago, 9/21/08
	37, at Detroit, 10/21/07
	36, at San Diego, 12/12/04
	34, vs. Atlanta, 12/20/03
	34, vs. Carolina, 9/14/03

BEST COMPLETION PERCENTAGE

Season	66.4%, 2004
	64.5%, 2007
	63.2%, 2008
	62.3%, 2003
	62.2%, 2005
Game	86.2%, at Detroit, 10/14/84 (25-29)
	84.6%, vs. Green Bay, 9/13/92 (22-26)
	82.2%, at Detroit, 10/21/07 (37-45)
	81.5%, at Green Bay, 9/10/89 (22-27)
	80.0%, at New Orleans, 12/11/77 (8-10)

MOST NET YARDS PASSING

Season	3,983, 2012
	3,805, 2003
	3,650, 2011
	3,619, 2008
	3,545, 1984
Game	486, at Minnesota, 11/16/80
	444, at Indianapolis, 10/16/88
	415, vs. New Orleans, 10/21/12
	407, at Chicago, 9/21/08
	395, vs. Chicago, 11/18/01
	373, at San Diego, 12/12/04
	367, at San Francisco, 12/23/07
	365, at Miami, 10/20/85
	352, at New Orleans, 12/6/87

BEST AVERAGE PER PASS PLAY

Season	7.00, 1994
	6.97, 1981
Game	15.2, vs. New Orleans, 9/16/07
	14.3, vs. St. Louis, 12/18/77
	11.8, vs. Kansas City, 10/14/12
	11.2, at Detroit, 9/9/90

HIGHEST PASSER RATING

Season	96.2, 2010
	91.7, 2007
	89.1, 2004
	86.3, 2002
	83.8, 2008

MOST PASSES INTERCEPTED

Season	35, 1988
	29, 2009
	25, 1993
Game	7, vs. San Francisco, 9/7/86

FEWEST PASSES INTERCEPTED

Season	6, 2010
	8, 2007
	10, 2002
	11, 1982 (9 games)
	12, 2001, 1997

FEWEST TIMES BUCS PASSER SACKED

Season	11, 1982 (9 games)
	12, 1979

MOST TIMES BUCS PASSER SACKED

Season	56, 1985, 1991 and 1995
Game	10, vs. Pittsburgh, 10/21/01
	10, vs. Washington, 10/9/77
	9, at L.A. Rams, 11/5/78

FUMBLES**MOST FUMBLES**

Season	39, 1983
Game	8, at N.Y. Jets, 12/12/82

FEWEST FUMBLES

Season	16, 2012
	16, 2005
	16, 2000

FEWEST FUMBLES LOST

Season	5, 2009
--------	---------

PENALTIES**MOST PENALTIES**

Season	131, 2005
Game	20, vs. Seattle, 10/17/76

FEWEST PENALTIES

Season	38, 1982 (9 games)
	75, 1999
Game	0, at Detroit, 12/18/83

MOST YARDS PENALIZED

Season	1,104, 2003
Game	190, vs. Seattle, 10/17/76

FEWEST YARDS PENALIZED

Season	297, 1982 (9 games) 614, 2007
Game	0, at Detroit, 12/18/83

TEAM RECORDS/DEFENSE**TOTAL DEFENSE****FEWEST TOTAL YARDS ALLOWED**

Season	3,926, 1977 (14 games) 3,949, 1979
Game	80, vs. Kansas City, 12/16/79 107, vs. Houston, 12/14/03 107, vs. N.Y. Giants, 9/12/99 127, at Dallas, 9/9/01 128, at Cincinnati, 9/7/80 130, at Carolina, 10/27/02 133, vs. Atlanta, 12/16/07 135, vs. N.Y. Giants, 10/4/98 136, at Atlanta, 9/21/03 147, vs. Buffalo, 9/18/05

FEWEST TOTAL POINTS ALLOWED

Season	196, 2002 (16 games, 12.3 per game) 223, 1977 (14 games, 15.9 per game) 235, 1999 (16 games, 14.7 per game)
Game	0, vs. Atlanta, 12/5/04 (27-0) 0, at Philadelphia, 9/8/03 (17-0) 0, vs. Dallas, 10/26/03 (16-0) 0, at Baltimore, 9/15/02 (25-0) 0, at Chicago, 12/29/02 (15-0) 0, vs. Chicago, 9/10/00 (41-0) 0, at Cincinnati, 12/27/98 (35-0) 0, vs. St. Louis, 11/10/85 (16-0) 0, vs. Kansas City, 12/16/79 (3-0) 3, 17 times, most recently vs. Carolina, 10/12/08

FEWEST FIRST DOWNS ALLOWED

Season	228, 1999 236, 2002 241, 1977 (14 games)
Game	4, vs. N.Y. Giants, 9/12/99 4, vs. Kansas City, 12/16/79 5, vs. Atlanta, 12/16/07 7, vs. Seattle, 10/19/08 7, vs. Houston, 12/14/03 7, vs. Washington, 12/4/94

FEWEST RUSHING FIRST DOWNS ALLOWED

Season	75, 1998, 1999, 2005, 2012
Game	0, at Detroit, 9/17/00 0, vs. Washington, 12/4/94

FEWEST PASSING FIRST DOWNS ALLOWED

Season	106, 1977 (14 games) 109, 1978
Game	0, vs. New England, 12/12/76

FEWEST PLAYS ALLOWED

Season	925, 1998 933, 1976 (14 games)
Game	36, vs. Atlanta, 12/16/07 38, vs. Kansas City, 12/16/79 39, vs. Seattle, 10/19/08 40, vs. Washington, 12/4/94

LOWEST OPPONENT THIRD DOWN PERCENTAGE

Season	31.7%, 1998
Game	0.0%, at Carolina, 12/24/11 (0-6) 0.0%, vs. Atlanta, 12/16/07 (0-9) 0.0%, at Chicago, 1/2/00 (0-12)

MOST TURNOVERS FORCED

Season	46, 1981 (32 int, 14 fum) 43, 1978 (29 int, 14 fum)
Game	8, vs. Minnesota, 12/16/90 (5 int, 3 fum)

RUSHING DEFENSE**FEWEST YARDS ALLOWED**

Season	1,320, 2012 1,407, 1999 1,515, 2005
Game	10, vs. Carolina, 9/9/12 10, vs. Washington, 12/4/94 12, vs. Green Bay, 12/26/99 17, at Detroit, 9/17/00 17, at L.A. Raiders, 12/19/93 22, at Oakland, 11/4/12 23, vs. Arizona, 11/4/07 23, vs. Minnesota, 10/18/87

FEWEST RUSHES ALLOWED

Season	361, 1999
Game	10, at Detroit, 9/17/00 11, at Oakland, 11/4/12 12, vs. Arizona, 11/4/07 12, at Detroit, 9/7/97 12, vs. Green Bay, 12/26/99

LOWEST AVERAGE PER RUSH

Season	3.24, 1988 3.44, 1978
Game	0.74, at L.A. Raiders, 12/19/93 0.77, vs. Carolina, 9/9/12 0.83, vs. Washington, 12/4/94

PASSING DEFENSE**FEWEST NET YARDS ALLOWED**

Season	1,895, 1977 (14 games) 2,076, 1979
Game	16, at Cincinnati, 9/7/80 17, vs. Chicago, 12/2/79 18, at Giants, 10/7/79 20, at Carolina, 10/27/02

FEWEST ATTEMPTS ALLOWED

Season	321, 1976 (14 games) 337, 1977 (14 games) 419, 1978
Game	7, at Chicago, 11/26/78

FEWEST COMPLETIONS ALLOWED

Season	180, 1976 (14 games) 190, 1977 (14 games) 241, 1978
Game	4, vs. Atlanta, 12/16/07 4, at Chicago, 11/26/78 4, vs. New England, 12/12/76

LOWEST PCT. OF COMPLETIONS ALLOWED

Season	50.8%, 2002 52.7%, 1999 55.8%, 1990
Game	26.7%, vs. Atlanta, 12/16/07 (4-15) 27.8%, at Carolina, 10/27/02 (5-18) 28.6%, at Cincinnati, 9/7/80 (6-21) 28.6%, vs. New England, 12/12/76 (4-14)

MOST PASSES INTERCEPTED

Season	32, 1981 (648 yards returned) 31, 2002 29, 1978
Game	6, at New Orleans, 12/11/77 5, five times, most recently at Seattle, 11/28/99

MOST TIMES PASSERS SACKED

Season	55, 2000 45, 2004 44, 1997 43, 2002 43, 1999 42, 2001 42, 1983
Game	10, at Baltimore, 9/9/79 9, at Philadelphia, 9/19/99 8, vs. Green Bay, 12/7/98

MOST YARDS PASSERS SACKED

Season	332, 2000
	331, 1997
Game	75, vs. N.Y. Giants, 11/18/79 (5)

PENALTIES**MOST OPPONENT PENALTIES**

Season	136, 1984
Game	16, vs. Carolina, 9/14/03
	16, vs. Chicago, 10/21/84

MOST YARDS OPPONENT PENALIZED

Season	1,078, 1984
Game	160, at Denver, 11/7/76

FEWEST PENALTY FIRST DOWNS ALLOWED

Season	7, 2007
--------	---------

FUMBLES**MOST FUMBLES FORCED**

Season	45, 1979
	43, 1983
Game	8, vs. Green Bay, 12/7/98

MOST FUMBLES RECOVERED

Season	24, 1979
	22, 1976
Game	4, vs. Washington, 11/25/07
	4, at St. Louis, 11/26/01
	4, at Pittsburgh, 10/30/83

TEAM RECORDS/SPECIAL TEAMS**MOST PUNTS**

Season	102, 1978
	96, 1983
Game	11, six times, most recently at Chicago, 12/17/06

FEWEST PUNTS

Season	67, 2011
	68, twice, most recently in 1988
Game	0, vs. Minnesota, 10/29/00
	0, vs. Minnesota, 11/1/98
	0, vs. Miami, 9/21/97
	0, at Green Bay, 11/22/81

BEST GROSS PUNTING AVERAGE

Season	45.6, 2005
Game	53.0, vs. Kansas City, 10/14/12
(min. 4)	52.2, vs. Detroit, 9/11/11
	52.0, at New Orleans, 12/7/03
	52.0, at New Orleans, 12/1/02

BEST NET PUNTING AVERAGE

Season	40.3, 2011
--------	------------

MOST PUNT RETURNS

Season	70, 1979
Game	8, vs. Detroit, 9/1/79

MOST PUNT RETURN YARDAGE

Season	645, 1997
Game	134, at Detroit, 11/11/01
	120, vs. Cleveland, 10/13/02
	116, vs. Chicago, 12/21/97

BEST PUNT RETURN AVERAGE

Season	13.6, 1998
--------	------------

MOST KICKOFF RETURNS

Season	80, 1985
Game	9, vs. Minnesota, 10/30/94
	9, at N.Y. Jets, 11/17/85

MOST KICKOFF RETURN YARDAGE

Season	1,630, 2009
	1,622, 1985
Game	265, vs. Minnesota, 10/30/94

BEST KICKOFF RETURN AVERAGE

Season	26.3, 2009
	24.8, 2008
	24.3, 2010
	24.2, 2004
	24.1, 2002

MOST PUNTS FORCED

Season	104, 1979
	99, 2002
	97, 1978
Game	12, vs. N.Y. Giants, 9/12/99
	10, at Chicago, 12/17/06
	10, vs. Seattle, 9/19/04
	10, at Washington, 10/1/00
	10, at Detroit, 9/8/96
	10, vs. Chicago, 12/2/79

LOWEST GROSS OPPONENT PUNTING AVERAGE

Season	37.6, 1977 (14 games)
Game	25.5, at Pittsburgh, 12/5/76

LOWEST PUNT RETURN AVERAGE ALLOWED

Season	5.3, 1992
--------	-----------

LOWEST KICKOFF RETURN AVERAGE ALLOWED

Season	17.6, 1999
--------	------------

FEWEST TOTAL PUNT RETURN YARDS ALLOWED

Season	103, 1994
--------	-----------

OPPONENT RECORDS/INDIVIDUAL SCORING**MOST TOUCHDOWNS (ALSO MOST POINTS, 24)**

- 4, Maurice Jones-Drew, Jacksonville, 12/11/11
- 4, Marshall Faulk, St. Louis, 12/18/00
- 4, Jerry Rice, San Francisco, 11/14/93
- 4, Sterling Sharpe, Green Bay, 10/24/93
- 3, 15 times, most recently by Cam Newton, Carolina 12/4/11

MOST POINTS PLACEKICKING

- 18, Fuad Revez, Minnesota, 10/30/94 (5 FGs, 3 PAT)

MOST FIELD GOALS

- 5, Joe Nedney, San Francisco, 10/30/05
- 5, Fuad Revez, Minnesota, 10/30/94
- 5, Eric Schubert, N.Y. Giants, 11/3/85

LONGEST FIELD GOAL

- 57, Nate Kaeding, San Diego, 12/21/08
- 55, Matt Prater, Denver, 10/5/08
- 55, Kevin Butler, Chicago, 12/12/93

LONGEST FIELD GOAL ATTEMPTED

- 63, Ray Wersching, San Francisco, 10/26/80

RUSHING**MOST YARDS RUSHING**

- 237, Barry Sanders, Detroit, 11/13/94
- 215, Barry Sanders, Detroit, 10/12/97
- 207, Eric Dickerson, L.A. Rams, 10/5/86
- 203, Earl Campbell, Houston, 10/19/80
- 196, Eric Dickerson, Indianapolis, 12/27/87
- 191, Eric Dickerson, L.A. Rams, 11/25/84
- 190, Chris Johnson, Tennessee, 11/27/11
- 187, Barry Sanders, Detroit, 11/7/93
- 186, DeAngelo Williams, Carolina, 12/8/08
- 177, Michael Bush, Oakland, 12/28/08

MOST RUSHING ATTEMPTS

- 35, Heath Sherman, Philadelphia, 10/6/91
- 34, John Riggins, Washington, 9/19/82
- 33, seven times, most recently by Nick Goings, Carolina, 12/26/04

LONGEST RUN

- 85, (TD), Michael Bennett, Minnesota, 11/3/02
- 85, Barry Sanders, Detroit, 10/2/94
- 82, (TD), Barry Sanders, Detroit, 10/12/97
- 81, (TD), Michael Turner, Atlanta, 1/1/12
- 80, (TD), Barry Sanders, Detroit, 10/12/97
- 78, (TD), Reggie Brooks, Washington, 12/5/93
- 75, Napoleon Kaufman, Oakland, 12/19/99
- 75, (TD), Horace King, Detroit, 11/12/78
- 71, (TD), Steve McNair, Tennessee, 11/8/98
- 71, (TD), Herschel Walker, Minnesota, 12/8/91

PASSING**MOST YARDS PASSING**

- 510, Eli Manning, N.Y. Giants, 9/16/12
- 418, Lynn Dickey, Green Bay, 10/12/80
(OT, 336 in reg.)
- 414, Carson Palmer, Oakland 11/4/12
- 390, Brett Favre, Green Bay, 10/10/99
- 386, Peyton Manning, Indianapolis, 10/6/03
(OT, 338 in reg.)
- 386, Tommy Kramer, Minnesota, 10/7/84
- 383, Drew Brees, New Orleans, 10/16/11
- 381, Nick Foles, Philadelphia, 12/9/12
- 377, Drew Brees, New Orleans, 10/21/12
- 377, Danny White, Dallas, 10/9/83
(OT 337 in reg.)

MOST PASSES ATTEMPTED

- 62, Steve Dils, Minnesota, 9/5/81
- 61, Carson Palmer, Oakland, 11/4/12
- 53, Daunte Culpepper, Minnesota, 10/29/00
- 53, Don Majkowski, Green Bay, 12/3/89

MOST PASSES COMPLETED

- 39, Carson Palmer, Oakland 11/4/12
- 37, Steve Dils, Minnesota, 9/5/81
- 35, Lynn Dickey, Green Bay, 10/12/80
(OT, 25 in reg.)
- 34, Peyton Manning, Indianapolis, 10/6/03
(OT, 29 in reg.)

BEST COMPLETION PERCENTAGE**(MIN. 15 ATTEMPTS)**

- 86.5%, Drew Brees, New Orleans, 12/27/09 (32-37)
- 84.0%, Randall Cunningham, Minnesota, 11/1/98 (21-25)
- 82.6%, Joe Montana, San Francisco, 11/18/84 (19-23)
- 81.8%, Bernie Kosar, Cleveland, 11/5/89 (18-22)
- 81.8%, Rick Neuheisel, San Diego, 10/11/87 (18-22)

MOST TOUCHDOWN PASSES

- 5, Tony Romo, Dallas, 11/23/06
- 5, Wade Wilson, Atlanta, 12/13/92
- 5, Boomer Esiason, Cincinnati, 10/29/89
- 5, Ken O'Brien, N.Y. Jets, 11/17/85

LONGEST PASS

- 91, (TD), Cam Newton-Brandon LaFell, Carolina, 12/24/11
- 91, (TD), Scott Mitchell-Brett Perriman, Detroit, 12/23/95
- 87, (TD), Curtis Painter-Pierre Garcon, Indianapolis, 10/3/11
- 84, (TD), Drew Brees-Devery Henderson, New Orleans, 9/7/08
- 83, (TD), Jim Harbaugh-Anthony Morgan, Chicago, 10/18/92
- 81, (TD), Heath Shuler-Desmond Howard, Washington, 12/4/94
- 80, (TD), Sam Bradford-Lance Kendricks, St. Louis, 12/23/12
- 80, (TD), Matt Ryan-Julio Jones, Atlanta, 11/25/12
- 80, (TD), Philip Rivers-Danario Alexander, San Diego, 11/11/12
- 80, (TD), Eli Manning-Victor Cruz, N.Y. Giants, 9/16/12
- 80, (TD), Matt Schaub-Jacoby Jones, Houston, 11/13/11
- 80, (TD), Tony Romo-Patrick Crayton, Dallas, 9/13/09
- 80, (TD), Danny White-Ron Springs, Dallas, 10/9/83

MOST PASSES INTERCEPTED

- 5, Don Majkowski, Green Bay, 10/14/90
- 5, John Kitna, Seattle, 11/28/99
- 4, 13 times, most recently by Matt Hasselbeck, Seattle, 12/20/09

RECEIVING**MOST PASS RECEPTIONS**

- 13, William Andrews, Atlanta, 12/6/81
- 12, Torry Holt, St. Louis, 9/23/02
- 12, Ted Brown, Minnesota, 9/5/81

MOST PASS RECEPTIONS – WIDE RECEIVERS

- 13, William Andrews, Atlanta, 12/6/81
- 12, Ted Brown, Minnesota, 9/5/81
- 12, Torry Holt, St. Louis, 9/23/02

MOST PASS RECEPTIONS – RUNNING BACKS

- 13, William Andrews, Atlanta, 12/6/81
- 12, Ted Brown, Minnesota, 9/5/81
- 11, Reggie Bush, New Orleans, 10/8/06

MOST PASS RECEPTIONS – TIGHT ENDS

- 10, Pete Mitchell, Jacksonville, 11/19/95

MOST YARDS RECEIVING

- 199, Hakeem Nicks, N.Y. Giants, 9/16/12
- 179, Victor Cruz, N.Y. Giants, 9/16/12
- 176, Marvin Harrison, Indianapolis, 10/6/03
- 172, Jerry Rice, San Francisco, 11/14/93
- 169, Sterling Sharpe, Green Bay, 12/3/89
- 165, Marty Booker, Chicago, 11/18/01
- 165, Torry Holt, St. Louis, 12/18/00
- 162, Hassan Jones, Minnesota, 12/16/90
- 161, Pete Mitchell, Jacksonville, 11/19/95

MOST YARDS RECEIVING – RUNNING BACK

- 128, Eddie Lee Ivey, Green Bay, 10/12/80

MOST YARDS RECEIVING – TIGHT END

- 161, Pete Mitchell, Jacksonville, 11/19/95

MOST TOUCHDOWN RECEPTIONS

- 4, Jerry Rice, San Francisco, 11/14/93
- 4, Sterling Sharpe, Green Bay, 10/24/93

DEFENSE**MOST INTERCEPTIONS**

- 2, 57 times, most recently by Jabari Greer, New Orleans, 12/16/12

LONGEST INTERCEPTION RETURN

- 98, (TD), Bennie Blades, Detroit, 9/29/96
- 92, (TD), Andre Collins, Washington, 12/4/94

LONGEST FUMBLE RETURN

- 68, George Cumby, Green Bay, 10/11/81

SPECIAL TEAMS**MOST PUNTS**

- 12, Brad Maynard, N.Y. Giants, 9/12/99
- 10, Brad Maynard, Chicago, 12/17/06
- 10, Tom Rouen, Seattle, 9/19/04
- 10, Tommy Barnhardt, Washington, 10/1/00
- 10, Mark Royals, Detroit, 9/8/96
- 10, Bob Parsons, Chicago, 12/2/79

BEST PUNTING AVERAGE

- 56.0, Reggie Roby, Washington, 12/4/94
- 54.8, Mat McBriar, Dallas, 9/13/09
- 54.5, Shane Lechler, Oakland 11/4/12
- 54.3, Chris Kluwe, Minnesota, 9/11/05
- 54.0, Maury Buford, Chicago, 10/6/85

LONGEST PUNT

- 81, Andy Lee, San Francisco, 11/21/04
- 76, Adam Podlesh, Jacksonville, 10/28/07
- 75, Brad Maynard, Chicago, 12/29/02
- 72, Kevin Huber, Cincinnati, 10/10/10
- 71, Craig Hentrich, Tennessee, 11/8/98
- 70, Glenn Pakulak, New Orleans, 11/30/08

MOST PUNT RETURNS

11, Eddie Brown, Washington, 10/9/77
(NFL Record)

MOST YARDS, PUNT RETURNS

145, Vai Sikahema, St. Louis, 12/21/86
130, Mel Gray, New Orleans, 12/6/87
129, Phillip Epps, Green Bay, 10/2/83

LONGEST PUNT RETURN

93, (TD), Glyn Milburn, Chicago, 9/20/98
90, (TD), Phillip Epps, Green Bay, 10/2/83
88, (TD), Jeff Fisher, Chicago, 9/20/81
80, Mel Gray, New Orleans, 12/6/87
71, (TD), Vai Sikahema, St. Louis, 12/21/86

MOST KICKOFF RETURNS

7, Aveion Cason, Detroit, 11/23/08

MOST YARDS, KICKOFF RETURNS

197, Eddie Drummond, Detroit, 12/15/02
177, Brad Pyatt, Indianapolis, 10/6/03
176, Eddie Payton, Minnesota, 11/16/80

LONGEST KICKOFF RETURN

105, (TD), Terry Fair, Detroit, 9/28/98
102, (TD), Eric Weems, Atlanta, 12/5/10
101, (TD), Leon Johnson, N.Y. Jets, 12/14/97
98, (TD), Aaron Stecker, New Orleans, 12/19/04
97, (TD), Andre Davis, Houston, 12/9/07
94, (TD), Ladell Betts, Washington, 11/13/05

OPPONENT RECORDS/TEAM**SCORING****MOST POINTS, GAME**

62, at N.Y. Jets, 11/17/85

MOST POINTS, HOME GAME

49, vs. Minnesota, 10/23/88

MOST POINTS, HALF

49, at Green Bay, 10/2/83 (1st)
42, twice, last at Atlanta, 1/1/12 (1st)

MOST POINTS, QUARTER

35, at Green Bay, 10/2/83 (2nd)
33, at Atlanta, 11/7/91 (2nd)

OTHER QUARTER HIGHS

1st 21, twice, last at Atlanta, 1/1/12
3rd 21, eight times, most recently at Denver, 12/2/12
4th 28, vs. Indianapolis, 10/6/03
28, at St. Louis, 11/8/87

LARGEST MARGIN OF VICTORY

45, twice, most recently at San Francisco, 10/9/11

TOUCHDOWNS**MOST TOUCHDOWNS, GAME**

8, at Cincinnati, 10/29/89
8, at N.Y. Jets, 11/17/85

MOST TOUCHDOWNS, RUSHING

5, at San Francisco, 12/4/83
5, vs. New Orleans, 10/14/79

MOST TOUCHDOWNS, PASSING

6, at Cincinnati, 10/29/89

MOST TOUCHDOWNS, RETURNS

3, at N.Y. Jets, 12/14/97
3, at Green Bay, 10/2/83
3, at Denver, 11/7/76

TOTAL OFFENSE**MOST YARDS, GAME**

604, at N.Y. Giants, 9/16/12
581, at N.Y. Jets, 11/17/85
569, vs. Green Bay, 10/12/80 (OT, 476 in reg.)
543, vs. Minnesota, 10/7/84
519, at Green Bay, 10/2/83

MOST PLAYS

99, vs. Green Bay, 10/12/80 (OT, 82 in reg.)
92, at Dallas, 1/9/83 (Playoff)
92, vs. Minnesota, 9/5/81

BEST GAIN PER PLAY

8.9, vs. Dallas, 9/13/09
8.8, at Carolina, 12/24/11
8.0, at Carolina, 12/8/08

MOST FIRST DOWNS

35, at N.Y. Jets, 11/17/85

MOST FIRST DOWNS, RUSHING

18, at San Francisco, 12/4/83

MOST FIRST DOWNS, PASSING

21, vs. Minnesota, 9/5/81
21, vs. Green Bay, 10/12/80 (OT, 17 in reg.)

RUSHING**MOST RUSHING ATTEMPTS**

60, at Chicago, 11/26/78

MOST YARDS RUSHING

306, at Atlanta, 9/17/06
299, at Carolina, 12/8/08
299, vs. L.A. Rams, 11/25/84
296, vs. Minnesota, 12/8/91
273, vs. Chicago, 11/20/83

BEST AVERAGE PER RUSH

8.7, vs. Carolina, 12/24/11

PASSING**MOST PASSES ATTEMPTED**

63, vs. Minnesota, 9/5/81
62, at Oakland, 11/4/12
53, vs. Minnesota, 10/29/00
53, vs. Green Bay, 12/3/89

MOST PASSES COMPLETED

40, at Oakland, 11/4/12
37, vs. Minnesota, 9/5/81
35, vs. Green Bay, 10/12/80 (OT, 25 in reg.)
34, vs. Indianapolis, 10/6/03 (OT, 29 in reg.)

MOST YARDS PASSING

510, at N.Y. Giants, 9/23/12
415, vs. Green Bay, 10/12/80 (OT, 333 in reg.)
402, at Oakland, 11/4/12
383, vs. New Orleans, 10/16/11
381, vs. Indianapolis, 10/6/03 (OT, 333 in reg.)
379, at N.Y. Jets, 11/17/85
377, vs. New Orleans, 10/21/12
377, vs. Minnesota, 12/16/90
374, vs. Minnesota, 10/7/84
355, at Green Bay, 10/2/83
354, vs. Kansas City, 11/7/04
354, at Green Bay, 10/10/99

BEST COMPLETION PERCENTAGE

86.5%, at New Orleans, 12/27/09 (32-37)
84.0%, vs. Minnesota, 11/1/98 (21-25)

SPECIAL TEAMS**MOST PUNTS**

12, vs. N.Y. Giants, 9/12/99
10, at Chicago, 12/17/06
10, vs. Seattle, 9/19/04
10, at Washington, 10/1/00
10, at Detroit, 9/8/96
10, vs. Chicago, 12/2/79

FEWEST PUNTS

1, 10 times, most recently vs. Arizona, 11/25/12

BEST GROSS PUNTING AVG. (MIN. 4)

56.0, vs. Washington, 12/4/94

MOST PUNT RETURNS

11, vs. Washington, 10/9/77

MOST YARDS PUNTS RETURNED

145, at St. Louis, 12/21/86

MOST KICKOFF RETURNS

9, vs. New Orleans, 12/23/01

MOST YARDS KICKOFFS RETURNED223, at Detroit, 12/15/02
182, vs. Indianapolis, 10/6/03
179, vs. New Orleans, 12/23/01
179, vs. N.Y. Giants, 11/18/79**PENALTIES****MOST PENALTIES**16, vs. Carolina, 9/14/03
16, vs. Chicago, 10/21/84**MOST YARDS PENALIZED**

160, at Denver, 11/7/76

FEWEST YARDS PENALIZED

0, at Green Bay, 11/25/90

TWO-TEAM RECORDS**MOST POINTS**90, N.Y. Jets 62, Tampa Bay 28, 11/17/85
79, Cincinnati 56, Tampa Bay 23, 10/29/89
79, Miami 41, Tampa Bay 38, 10/20/85**FEWEST POINTS**3, Tampa Bay 3, Kansas City 0, 12/16/79
9, L.A. Rams 9, Tampa Bay 0, 1/6/80
(NFC Championship)
9, San Francisco 6, Tampa Bay 3, 12/10/78
9, Tampa Bay 6, Chicago 3, 10/24/99**MOST YARDS GAINED**1,023, Tampa Bay 573, Minnesota 450, 11/16/80
971, Tampa Bay 513, New Orleans 458, 10/21/12
957, Cincinnati 482, Tampa Bay 475, 10/29/89**MOST RUSHING YARDS**425, L.A. Rams 251, Tampa Bay 174, 10/5/86
(OT, 386 in reg.)
424, Atlanta 249, Tampa Bay 175, 9/28/86
(OT, 357 in reg.)
414, Indianapolis 257, Tampa Bay 157, 12/15/85**MOST YARDS PASSING**812, Tampa Bay 486, Minnesota 326, 11/16/80
792, Tampa Bay 415, New Orleans 377, 10/21/12
738, Tampa Bay 228, N.Y. Giants 510, 9/16/12
699, Tampa Bay 318, Indianapolis 381, 10/6/03
686, Tampa Bay 303, New Orleans 383, 10/16/11**MOST PASSES ATTEMPTED**101, Tampa Bay 67, Chicago 34, 9/21/08
100, Tampa Bay 54, Kansas City 46, 10/28/84
96, Tampa Bay 57, Chicago 39, 11/18/01
96, Tampa Bay 56, Minnesota 40, 11/16/80**MOST PASSES COMPLETED**60, Tampa Bay 38, Chicago 22, 9/21/08
60, Indianapolis 34, Tampa Bay 26, 10/6/03
58, Oakland 40, Tampa Bay 18, 11/4/12
57, Minnesota 33, Tampa Bay 24, 10/15/95**MOST INTERCEPTIONS THROWN**

8, Tampa Bay 7, San Francisco 1, 9/7/86

MOST TOUCHDOWN PASSES

9, Cincinnati 6, Tampa Bay 3, 10/29/89

MOST FIRST DOWNS

54, Miami 30, Tampa Bay 24, 10/20/85

HALF-GAME RECORDS**BUCS' OFFENSE****MOST YARDS, TOTAL OFFENSE**374, at Minnesota, 11/16/80 (2nd)
346, at Indianapolis, 10/16/88 (2nd)
312, at Dallas, 9/21/80 (most in 1st)**MOST YARDS, NET RUSHING**216, at Oakland, 11/14/12 (2nd)
192, vs. Chicago, 9/20/98 (2nd)
173, at Minnesota, 11/6/83 (2nd)**MOST YARDS, NET PASSING**325, at Minnesota, 11/16/80 (2nd)
324, at Indianapolis, 10/16/88 (2nd)
298, vs. New Orleans, 10/21/12 (2nd)
268, vs. St. Louis, 12/23/12 (2nd)
238, at New Orleans, 12/16/12 (2nd)
226, vs. Seattle, 10/19/08 (tied for most in 1st)
226, vs. Atlanta, 9/13/87 (tied for most in 1st)**MOST POINTS, HALF**35, at Oakland, 11/4/12 (2nd)
31, vs. Minnesota, 10/29/00 (1st)
31, vs. Chicago, 12/22/96 (1st)
30, vs. New Orleans, 12/23/01 (1st)
28, at Chicago, 12/17/06 (2nd)
28, at Washington, 10/12/03 (2nd)
28, vs. Minnesota, 10/28/01 (1st)
28, at Cincinnati, 12/27/98 (1st)
28, vs. Chicago, 10/8/89 (1st)
28, at Chicago, 9/8/85 (1st)
27, vs. Atlanta, 12/16/07 (1st)
27, vs. L.A. Rams, 12/6/92 (1st)
27, vs. Atlanta, 9/13/87 (1st)
27, vs. Green Bay, 11/22/81 (1st)**MOST POINTS, QUARTER**24, vs. Chicago, 12/22/96 (2nd)
24, vs. Green Bay, 11/22/81 (2nd)
21, 16 times, most recently at Oakland, 11/4/21 (3rd)
(21, seven times, most recently vs. Green Bay,
11/8/09 is most in 4th)
20, vs. Chicago, 10/25/87 (most in 1st)
20, vs. Chicago, 9/10/00 (2nd)**INDIVIDUAL RECORDS****MOST YARDS RUSHING****220, Doug Martin, at Oakland, (2nd)**
179, James Wilder, at Minnesota, 11/6/83 (2nd)
142, LeGarrette Blount, vs. Seattle, 12/26/10 (2nd)
115, Carnell Williams, at Green Bay, 9/25/05 (2nd)
113, Warrick Dunn, vs. Dallas, 12/3/00 (1st)
112, James Wilder, vs. Green Bay, 9/30/84 (1st)**MOST YARDS PASSING**340, Vinny Testaverde, at Indianapolis, 10/16/88 (2nd)
298, Josh Freeman, vs. New Orleans, 10/21/12 (2nd)
272, Josh Freeman, vs. St. Louis, 12/23/12 (2nd)
226, Jeff Garcia, vs. Seattle, 10/19/08
(tied for most in 1st)
226, Steve DeBerg, vs. Atlanta, 9/13/87
(tied for most in 1st)
225, Brian Griese, at Chicago, 9/21/08 (2nd)**MOST FIELD GOALS****4, Connor Barth, vs. Carolina, 12/4/11**
4, Matt Bryant, vs. Washington, 11/25/07**BUCS' DEFENSE****FEWEST YARDS TOTAL OFFENSE ALLOWED**15, at Carolina, 10/27/02 (1st)
16, vs. New England, 11/16/97
23, vs. New York Giants, 9/2/78 (1st)
24, vs. Kansas City, 12/16/79 (2nd)

FEWEST YARDS RUSHING ALLOWED

- 2, vs. New England, 11/16/97 (1st)
- 1, vs. Carolina, 9/9/12 (2nd)
- 1, vs. Green Bay, 12/26/99 (2nd)
- 2, vs. Indianapolis, 12/22/91 (2nd)
- 3, vs. Cincinnati, 10/15/06 (1st)
- 3, vs. Washington, 12/4/94 (1st)
- 3, vs. Green Bay, 10/14/90 (2nd)
- 4, vs. New Orleans, 11/30/08 (1st)
- 5, at Oakland, 11/4/12 (2nd)
- 5, vs. Buffalo, 9/18/05 (2nd)
- 6, at L.A. Raiders, 12/19/93 (2nd)

FEWEST NET YARDS PASSING ALLOWED

- 4, at Carolina, 10/27/02 (1st)
- 3, vs. Houston, 12/14/03 (1st)

OPPONENTS' INDIVIDUAL RECORDS**MOST YARDS RUSHING**

200, Barry Sanders, Detroit, 11/13/94 (2nd)

MOST YARDS PASSING

- 313, Drew Brees, New Orleans, 10/21/12 (1st)
- 294, Wade Wilson, Minnesota, 12/16/90 (2nd)
- 272, Peyton Manning, Indianapolis, 10/6/03 (2nd)
- 267, Lynn Dickey, Green Bay, 10/2/83 (1st)

ROOKIE RECORDS**SCORING****MOST POINTS**

Season 106, Martin Gramatica, 1999

MOST TOUCHDOWNS

Season 12, Doug Martin, 2012
11, Mike Williams, 2010
8, Lars Tate, 1988

RUSHING**MOST YARDS RUSHING**

Season 1,454, Doug Martin, 2012
Game 251, Doug Martin, at Oakland, 11/4/12
192, Errict Rhett, vs. Washington, 12/4/94

RECEIVING**MOST YARDS RECEIVING**

Season 1,193, Michael Clayton, 2004
Game 212, Mark Carrier, at New Orleans, 12/6/87

MOST RECEPTIONS

Season 80, Michael Clayton, 2004
Game 9, Michael Clayton, at San Diego, 12/12/04
9, James Wilder, vs. St. Louis, 9/27/81

MOST TOUCHDOWNS RECEIVING

Season 11, Mike Williams, 2010
7, Michael Clayton, 2004

PASSING**MOST YARDS PASSING**

Season 1,855, Josh Freeman, 2009
Game 369, Vinny Testaverde, at New Orleans, 12/6/87

MOST TOUCHDOWN PASSES

Season 10, Josh Freeman, 2009
9, Bruce Gradkowski, 2006
Game 3, Josh Freeman, vs. Green Bay, 11/8/09

DEFENSIVE**MOST INTERCEPTIONS**

Season 5, Donnie Abraham, 1996
5, David Greenwood, 1985

MOST TACKLES

Season 151, Hugh Green, 1981
139, Lavonte David, 2012
126, Mason Foster, 2011

MOST SACKS

Season 10, Santana Dotson, 1992
7.5, Adrian Clayborn, 2011

MISCELLANEOUS RECORDS**LONGEST GAME**

4:02 Green Bay, 9/30/84 W 30-27 (OT)
4:02 at Detroit, 11/20/77 L 7-16
4:01 at Minnesota, 10/28/79 W 12-10

SHORTEST GAME

2:25 at Cincinnati, 10/10/76 L 0-21
2:30 Kansas City, 12/16/79 W 3-0
2:33 at Chicago, 11/26/78 L 3-14

LONGEST TOUCHDOWN DRIVES

Yards 98, vs. Seattle, 12/26/10 (10 plays, 6:50, Freeman-Winslow 21 pass)
98, at New Orleans, 12/27/09 (8 plays, 4:09, C. Williams 23 run)
98, vs. Carolina, 12/30/07 (10 plays, 5:44, McCown-Bennett 23 pass)
97, vs. New Orleans, 11/2/03 (9 plays, 3:22, Johnson-Pittman 26 pass)
97, at Tennessee, 10/14/01 (13 plays, 5:33, Johnson-Dunn 26 pass)
96, at New Orleans, 1/2/11 (11 plays, 5:41, Freeman-Briscoe 2 pass)
96, vs. Atlanta, 12/20/03 (4 plays, 1:25, Johnson-McCardell 76 pass)
96, at Detroit, 12/15/02 (12 plays, 6:32, Alstott 1 run)
96, at New Orleans, 12/29/81 (11 plays, 3:30, Owens 6 run)
Plays 19, at New Orleans, 9/9/84 (80 yards, 10:26, Thompson-Armstrong 2 pass)
Time 10:59, vs. New Orleans, 9/18/94 (80 yards, 15 plays, Erickson-J. Harris 10 pass)

LONGEST FIELD GOAL DRIVES

Yards 94, at Arizona, 10/31/10 (12 plays, 3:15)
Plays 21, at Chicago, 9/4/94 (67 yards, 10:05)
Time 10:33, vs. San Diego, 1/2/94 (19 plays, 84 yards)

BEST CAREER PUNTING AVERAGE

(Min. 100 att.) 45.0, Michael Koenen (138-6,206), 2011-12

BEST CAREER FIELD GOAL PERCENTAGE

(Min. 50 att.) 84.3%, Connor Barth (91/108), 2009-12

MOST KICKOFF COVERAGE TACKLES

80, Jim Obradovich, 1978-83

CAREER TOP TENS

RUSHING (YARDS)

PLAYER	YEARS	NO.	YDS.	AVG.	LG	TD
1. James Wilder	1981-89	1,575	5,957	3.8	75t	37
2. Mike Alstott	1996-2007	1,359	5,088	3.7	47t	58
3. Warrick Dunn	1997-01, 2008	1,256	4,986	4.0	76	19
4. Carnell Williams	2005-10	968	3,677	3.8	71t	20
5. Michael Pittman	2002-07	799	3,364	4.2	78t	10
6. Reggie Cobb	1990-93	878	3,061	3.5	59t	21
7. Ricky Bell	1977-81	820	3,057	3.7	56	16
8. Errict Rhett	1994-97	823	2,853	3.5	35	24
9. Earnest Graham	2004-11	477	2,047	4.3	68t	15
10. LeGarrette Blount	2010-12	426	1,939	4.5	54t	13

PASSING (YARDS)

PLAYER	YEARS	ATT.	COMP.	YDS.	PCT.	TD	INT
1. Vinny Testaverde	1987-92	2,160	1,126	14,820	.521	77	112
2. Trent Dilfer	1994-99	2,038	1,117	12,969	.548	70	80
3. Josh Freeman	2009-12	1,873	1,101	12,963	.588	78	63
4. Doug Williams	1978-82	1,890	895	12,648	.474	73	73
5. Brad Johnson	2001-04	1,683	1,040	10,940	.618	64	41
6. Steve DeBerg	1984-87, 1992-93	1,414	813	9,439	.575	61	62
7. Craig Erickson	1992-94	882	473	6,094	.536	34	31
8. Jeff Garcia	2007-08	703	453	5,152	.644	25	10
9. Brian Griese	2004-05, 2008	694	455	4,841	.656	32	26
10. Shaun King	1999-03	654	368	4,064	.563	26	20

RECEPTIONS

PLAYER	YEARS	NO.	YDS.	AVG.	LG	TD
1. James Wilder	1981-89	430	3,492	8.1	50	9
2. Mark Carrier	1987-92	321	5,018	15.6	78t	27
3. Warrick Dunn	1997-01, 2008	306	2,704	8.8	68	9
4. Mike Alstott	1996-07	305	2,284	7.5	44t	13
5. Keyshawn Johnson	2000-03	298	3,828	12.8	76	17
6. Kevin House	1980-86	286	4,928	17.2	84t	31
7. Michael Pittman	2002-07	284	2,361	8.3	68t	6
8. Jimmie Giles	1978-86	279	4,300	15.4	81t	34
9. Joey Galloway	2004-08	248	3,912	15.8	80t	28
10. Gerald Carter	1981-87	239	3,443	14.4	74t	17

SCORING

PLAYER	YEARS	TD	TDR	TDP	TDRT	FG	PAT	2-PT	TP
1. Martin Gramatica	1999-04	0	0	0	0	137	181	0	592
2. Michael Husted	1993-98	0	0	0	0	117	151	0	502
3. Mike Alstott	1996-2007	71	58	13	0	0	0	3	432
4. Matt Bryant	2005-08	0	0	0	0	98	122	0	416
4. Donald Igwebuike	1985-89	0	0	0	0	94	134	0	416
6. Connor Barth	2009-12	0	0	0	0	88	109	0	383
7. James Wilder	1981-89	46	37	9	0	0	0	0	276
8. Jimmie Giles	1978-86	34	0	34	0	0	0	0	204
9. Bill Capece	1981-83	0	0	0	0	43	67	0	196
10. Kevin House	1980-86	31	0	31	0	0	0	0	186

KICKOFF RETURNS (YARDS)

PLAYER	YEARS	NO.	YDS.	AVG.	LG	TD
1. Aaron Stecker	2000-03	100	2,376	23.8	86	0
2. Reidel Anthony	1997-2001	95	2,232	23.5	60	0
3. Clifton Smith	2008-09	67	1,894	28.3	97t	1
4. Michael Morton	1982-84	89	1,885	21.2	50	0
5. Micheal Spurlock	2007-08, 2009-11	70	1,776	25.4	90t	2
6. Torrie Cox	2003-09	77	1,758	22.8	59	0
7. Phil Freeman	1985-87	79	1,667	21.1	58	0
8. Gary Anderson	1990-93	81	1,511	18.7	39	0
9. Donnie Elder	1988-89	74	1,457	19.7	51	0
10. George Ragsdale	1977-79	61	1,298	21.3	46	0

PUNT RETURNS (YARDS)

PLAYER	YEARS	NO.	YDS.	AVG.	LG	TD
1. Karl Williams	1996-03	213	2,279	10.7	88t	5
2. Danny Reece	1976-80	222	1,554	7.0	50	0
3. Willie Drewrey	1989-92	88	826	9.4	55	0
4. Mark Jones	2005-07	83	790	9.5	35	0
5. Jacquez Green	1998-01	55	658	12.0	95	1
6. Bobby Futrell	1986-90	77	639	8.3	40	0
7. Clifton Smith	2008-09	46	556	12.1	70t	1
8. Micheal Spurlock	2007-08, 09-11	41	334	8.1	77t	1
9. Roscoe Parrish	2012	30	298	9.9	39	0
10. Leon Bright	1984-85	35	297	8.5	29	0

INTERCEPTIONS

PLAYER	YEARS	NO.	YDS.	AVG.	LG	TD
1. Ronde Barber	1997-12	47	923	19.6	78t	8
2. Donnie Abraham	1996-01	31	341	11.0	55t	2
3. Cedric Brown	1976-84	29	593	20.4	81t	2
4. Mike Washington	1976-84	28	418	14.9	49t	3
5. Derrick Brooks	1995-08	25	530	21.2	97t	6
6. John Lynch	1993-03	23	200	8.7	36	0
7. Brian Kelly	1998-07	22	227	10.3	75	1
8. Aqib Talib	2008-12	18	277	15.4	45t	2
9. Mark Cotney	1976-80, 82-84	17	205	12.1	29	0
9. Harry Hamilton	1988-91	17	232	13.7	58	0
9. Ricky Reynolds	1987-93	17	174	10.2	68t	1

MORE CAREER TOP TENS

GAMES PLAYED

PLAYER	NO.
1. Ronde Barber, 1997-12	241
2. Derrick Brooks, 1995-08	224
3. Dave Moore, 1992-01, 2004-06	190
4. Paul Gruber, 1988-99	183
5. John Lynch, 1993-03	164
6. Tony Mayberry, 1990-99	160
7. Mike Alstott, 1996-07	158
8. Shelton Quarles, 1997-06	148
9. Warren Sapp, 1995-03	140
10. Richard Wood, 1976-84	132

GAMES STARTED

PLAYER	NO.
1. Ronde Barber, 1997-12	232
2. Derrick Brooks, 1995-08	221
3. Paul Gruber, 1988-99	183
4. Tony Mayberry, 1990-99	145
5. Mike Alstott, 1996-07	137
6. John Lynch, 1993-03	132
7. Warren Sapp, 1995-03	130
8. Lee Roy Selmon, 1976-84	117
9. Shelton Quarles, 1997-06	113
10. Jimmie Giles, 1978-86	112

TOTAL TOUCHDOWNS

PLAYER	NO.
1. Mike Alstott, 1996-07	71
2. James Wilder, 1981-89	46
3. Jimmie Giles, 1978-86	34
4. Kevin House, 1980-86	31
5. Joey Galloway, 2004-08	29
6. Warrick Dunn, 1997-01, 08	28
7. Mark Carrier, 1987-92	27
8. Errict Rhett, 1994-97	25
9. Dave Moore, 1992-01, 2004-06	24
9. Carnell Williams, 2005-10	24
11. Bruce Hill, 1987-91	23
11. Mike Williams, 2010-12	23

FIELD GOAL PERCENTAGE

(Minimum 10 attempts)

PLAYER	PCT.
1. Connor Barth, 2009-12	.843 (91-108)
2. Matt Bryant, 2005-08	.831 (98-118)
3. Steve Christie, 1990-91	.809 (38-47)
4. Martin Gramatica, 1999-04	.765 (137-179)
5. Donald Igwebuike, 1985-89	.740 (94-127)
6. Michael Husted, 1993-98	.731 (117-160)
7. Obed Ariri, 1984	.731 (19-26)
8. Garo Yepremian, 1980-81	.667 (18-27)
9. Bill Capece, 1981-83	.614 (43-70)
10. Neil O'Donoghue, 1978-79	.571 (24-42)
10. Ken Willis, 1992	.571 (8-14)

FIELD GOALS

PLAYER	NO.
1. Martin Gramatica, 1999-04	137
2. Michael Husted, 1993-98	117
3. Matt Bryant, 2005-08	98
4. Donald Igwebuike, 1985-89	94
5. Connor Barth, 2009-12	91
6. Bill Capece, 1981-83	43
7. Steve Christie, 1990-91	38
8. Neil O' Donoghue, 1978-79	24
9. Obed Ariri, 1984	19
10. Garo Yepremian, 1980-81	18

RUSHING ATTEMPTS

PLAYER	NO.
1. James Wilder, 1981-89	1,575
2. Mike Alstott, 1996-07	1,359
3. Warrick Dunn, 1997-01, 08	1,256
4. Carnell Williams, 2005-10	968
5. Reggie Cobb, 1990-93	878
6. Errict Rhett, 1994-97	823
7. Ricky Bell, 1977-81	820
8. Michael Pittman, 2002-07	798
9. Jerry Eckwood, 1979-81	515
10. Earnest Graham, 2004-11	477

OWNERSHIP	RUSHING TOUCHDOWNS		RECEIVING YARDS	
	PLAYER	NO.	PLAYER	NO.
	1. Mike Alstott, 1996-07	58	1. Mark Carrier, 1987-92	5,018
	2. James Wilder, 1981-89	37	2. Kevin House, 1980-86	4,928
	3. Errict Rhett, 1994-97	24	3. Jimmie Giles, 1978-86	4,300
	4. Reggie Cobb, 1990-93	21	4. Joey Galloway, 2004-08	3,912
	5. Carnell Williams, 2005-10	20	5. Keyshawn Johnson, 2000-03	3,828
	6. Warrick Dunn, 1997-01, 08	19	6. James Wilder, 1981-89	3,492
	7. Ricky Bell, 1977-81	16	7. Gerald Carter, 1981-87	3,443
	8. Earnest Graham, 2004-11	15	8. Bruce Hill, 1987-91	2,942
PLAYERS	8. Lars Tate, 1988-89	15	9. Michael Clayton, 2004-09	2,936
	10. LeGarrette Blount, 2010-12	13	10. Lawrence Dawsey, 1991-95	2,842
	10. Doug Williams, 1978-82	13	RECEIVING TOUCHDOWNS	
	PASSING ATTEMPTS		PLAYER	NO.
	PLAYER	NO.	1. Jimmie Giles, 1978-86	34
	1. Vinny Testaverde, 1987-92	2,160	2. Kevin House, 1980-86	31
	2. Trent Dilfer, 1994-99	2,038	3. Joey Galloway, 2004-08	28
	3. Doug Williams, 1978-82	1,890	4. Mark Carrier, 1987-92	27
	4. Josh Freeman, 2009-12	1,873	5. Dave Moore, 1992-01, 2004-06	24
	5. Brad Johnson, 2001-04	1,683	6. Mike Williams, 2010-12	23
2012 REVIEW	6. Steve DeBerg, 1984-87, 1992-93	1,414	6. Bruce Hill, 1987-91	23
	7. Craig Erickson, 1992-94	882	8. Keyshawn Johnson, 2000-03	17
	8. Jeff Garcia, 2007-08	703	8. Gerald Carter, 1981-87	17
	9. Brian Griese, 2004-05, 08	694	10. Reidel Anthony, 1997-01	16
	10. Shaun King, 1999-03	654	PUNTING AVERAGE	
	PASS COMPLETIONS		(Minimum 80 Punts)	
	PLAYER	NO.	PLAYER	NO.
	1. Vinny Testaverde, 1987-92	1,126	1. Michael Koenen, 2011-12	45.2
	2. Trent Dilfer, 1994-99	1,117	2. Josh Bidwell, 2004-09	44.0
	3. Josh Freeman, 2009-12	1,101	3. Tom Tupa, 2002-03	43.0
HISTORY	4. Brad Johnson, 2002-04	1,040	4. Tommy Barnhardt, 1996-98	42.6
	5. Doug Williams, 1978-82	895	5. Larry Swider, 1981-82	42.2
	6. Steve DeBerg, 1984-87; 92-93	813	6. Mark Royals, 1990-91,1999-01	41.3
	7. Craig Erickson, 1992-94	473	7. Frank Garcia, 1983-87	41.1
	8. Brian Griese, 2004-05, 08	455	8. Tom Blanchard, 1979-81	40.9
	9. Jeff Garcia, 2007-08	453	9. Dave Green, 1976-78	40.2
	10. Shaun King, 1999-02	368	10. Dan Stryzinski, 1992-94	40.1
	TOUCHDOWN PASSES		PUNTS INSIDE THE 20	
	PLAYER	NO.	PLAYER	NO.
	1. Josh Freeman, 2009-12	78	1. Josh Bidwell, 2004-09	124
RECORDS	2. Vinny Testaverde, 1987-92	77	2. Mark Royals, 1990-91,1999-01	96
	3. Doug Williams, 1978-82	73	3. Frank Garcia, 1983-87	71
	4. Trent Dilfer, 1994-99	70	4. Dan Stryzinski, 1992-94	59
	5. Brad Johnson, 2001-04	64	5. Tom Tupa, 2002-03	56
	6. Steve DeBerg, 1984-87, 1992-93	61	6. Tommy Barnhardt, 1996-98	55
	7. Craig Erickson, 1992-94	34	7. Dave Green, 1976-78	48
	8. Brian Griese, 2004-05, 08	32	8. Michael Koenen, 2011-12	45
	9. Shaun King, 1999-02	26	9. Tom Blanchard, 1979-81	31
	10. Jeff Garcia, 2007-08	25	10. Reggie Roby, 1995	23
	QUARTERBACK RATING		10. Ray Criswell, 1987-88	23
SIDELINES	(Minimum 250 attempts)		PUNTS	
	PLAYER	NO.	PLAYER	NO.
	1. Jeff Garcia, 2007-08	92.2	1. Josh Bidwell, 2004-09	419
	2. Brian Griese, 2004-05, 08	85.5	2. Mark Royals, 1990-91,1999-01	414
	3. Brad Johnson, 2001-04	83.2	3. Frank Garcia, 1983-87	379
	4. Josh Freeman, 2009-12	79.8	4. Dave Green, 1976-78	290
	5. Shaun King, 1999-03	75.4	5. Dan Stryzinski, 1992-94	239
	6. Steve DeBerg, 1984-87, 1992-93	73.9	6. Tom Blanchard, 1979-81	203
	7. Craig Erickson, 1992-94	73.8	7. Tommy Barnhardt, 1996-98	180
	8. Chris Simms, 2003-06	71.2	8. Tom Tupa, 2002-03	173
	9. Jack Thompson, 1983-84	69.8	9. Michael Koenen, 2011-12	143
	10. Trent Dilfer, 1994-99	69.4	10. Larry Swider, 1981-82	97
470 RECORDS				

PUNTING YARDS

PLAYER	NO.
1. Josh Bidwell, 2004-09	18,426
2. Mark Royals, 1990-91, 1999-01	17,106
3. Frank Garcia, 1983-87	15,588
4. Dave Green, 1976-78	11,659
5. Dan Stryzinski, 1992-94	9,587
6. Tom Blanchard, 1979-81	8,300
7. Tommy Barnhardt, 1996-98	7,659
8. Tom Tupa, 2002-2003	7,446
9. Michael Koenen, 2011-12	6,206
10. Larry Swider, 1981-82	4,096

TACKLES

PLAYER	NO.
1. Derrick Brooks, 1995-08	2,198
2. Ronde Barber, 1997-12	1,428
3. Hardy Nickerson, 1993-99	1,028
4. Shelton Quarles, 1997-06	985
5. John Lynch, 1993-03	973
6. Richard Wood, 1976-84	855
7. Lee Roy Selmon, 1976-84	742
8. Jeff Davis, 1982-87	662
9. Cecil Johnson, 1977-85	645
10. David Logan, 1979-86	624

QUARTERBACK SACKS

PLAYER	NO.
1. Lee Roy Selmon, 1976-84	78.5
2. Warren Sapp, 1995-03	77.0
3. Simeon Rice, 2001-06	69.5
4. David Logan, 1979-86	39.0
5. Chidi Ahanotu, 1993-00, 2004	34.5
6. Brad Culpepper, 1994-99	33.0
7. Ronde Barber, 1997-12	28.0
8. Broderick Thomas, 1989-93	26.5
9. Greg Spires, 2002-07	25.0
10. Marcus Jones, 1996-02	24.0

DEFENSIVE TOUCHDOWNS

PLAYER	NO.
1. Ronde Barber, 1997-12	12
2. Derrick Brooks, 1995-08	7
3. David Logan, 1979-86	4
3. Mike Washington, 1976-84	4
5. Donnie Abraham, 1996-01	3
5. Cedric Brown, 1976-84	3
5. Wayne Haddix, 1990-91	3
5. Ricky Reynolds, 1987-93	3
5. Aqib Talib, 2008-11	3
5. Richard Wood, 1976-84	3
11. Tanard Jackson, 2007-11	2
11. Shelton Quarles, 1997-06	2
11. Hugh Green, 1981-85	2

TOTAL TOUCHDOWNS
BY A DEFENSIVE PLAYER

(includes TDs scored on offense, defense or special teams)

PLAYER	NO.
1. Ronde Barber, 1997-12	14
2. Derrick Brooks, 1995-08	7
3. David Logan, 1979-86	4
3. Mike Washington, 1976-84	4
5. Aqib Talib, 2008-12	3
5. Donnie Abraham, 1996-01	3
5. Cedric Brown, 1976-84	3
5. Wayne Haddix, 1990-91	3
5. Ricky Reynolds, 1987-93	3
5. Warren Sapp, 1995-03	3
5. Richard Wood, 1976-84	3

SEASON TOP TENS

RUSHING (YARDS)

PLAYER	YEAR	ATT.	YDS.	AVG.	LG	TD
1. James Wilder	1984	407	1,544	3.8	37t	13
2. Doug Martin	2012	319	1,454	4.6	70t	11
3. James Wilder	1985	365	1,300	3.6	28t	10
4. Ricky Bell	1979	283	1,263	4.5	49t	7
5. Errict Rhett	1995	332	1,207	3.6	21t	11
6. Carnell Williams	2005	290	1,178	4.1	71t	6
7. Reggie Cobb	1992	310	1,171	3.8	25t	9
8. Warrick Dunn	2000	248	1,133	4.6	70t	8
9. Warrick Dunn	1998	245	1,026	4.2	50	2
10. Errict Rhett	1994	284	1,011	3.6	27t	7

PASSING (YARDS)

PLAYER	YEAR	YDS.	ATT.	COMP.	TD	INT
1. Josh Freeman	2012	4,065	558	306	27	17
2. Brad Johnson	2003	3,811	570	354	27	22
3. Josh Freeman	2011	3,592	551	346	16	22
4. Doug Williams	1981	3,563	471	238	19	14
5. Steve DeBerg	1984	3,554	509	308	19	18
6. Josh Freeman	2010	3,451	474	291	25	6
7. Brad Johnson	2001	3,406	559	340	13	11
8. Doug Williams	1980	3,396	521	254	20	16
9. Vinny Testaverde	1988	3,240	466	222	13	35
10. Vinny Testaverde	1989	3,133	480	258	20	22

OWNERSHIP

PLAYERS

2012 REVIEW

HISTORY

RECORDS

SIDELINES

RECEPTIONS			RECEIVING YARDS			
PLAYER	YEAR	NO.	PLAYER	YEAR	YDS.	
1. Keyshawn Johnson	2001	106	1. Mark Carrier	1989	1,422	
2. Mark Carrier	1989	86	2. Vincent Jackson	2012	1,384	
3. James Wilder	1984	85	3. Joey Galloway	2005	1,287	
4. Keenan McCardell	2003	84	4. Keyshawn Johnson	2001	1,266	
5. Antonio Bryant	2008	83	5. Antonio Bryant	2008	1,248	
5. Joey Galloway	2005	83	6. Michael Clayton	2004	1,193	
7. Michael Clayton	2004	80	7. Kevin House	1981	1,176	
8. Kellen Winslow	2009	77	8. Keenan McCardell	2003	1,174	
9. Keyshawn Johnson	2002	76	9. Keyshawn Johnson	2002	1,088	
9. Kevin House	1984	76	10. Joey Galloway	2006	1,057	
SCORING						
PLAYER	YEAR	TD	PAT	FGM	2-PT.	TP
1. Matt Bryant	2008	0	35	32	0	131
2. Martin Gramatica	2002	0	32	32	0	128
3. Martin Gramatica	2000	0	42	28	0	126
4. Connor Barth	2012	0	39	28	0	123
5. Matt Bryant	2007	0	34	28	0	118
6. Martin Gramatica	1999	0	25	27	0	106
7. Connor Barth	2010	0	36	23	0	105
8. Connor Barth	2011	0	23	26	0	101
9. Donald Igwebuike	1989	0	33	22	0	99
9. Martin Gramatica	2001	0	28	23	0	97
KICKOFF RETURN AVERAGE						
(Minimum 10)						
PLAYER	YEAR	ATT.	YDS.	AVG.	LG	TD
1. Sammie Stroughter	2009	11	324	29.5	97t	1
2. Clifton Smith	2009	31	902	29.1	83	0
3. Mark Jones	2007	10	286	28.6	36	0
4. Micheal Spurlock	2007	16	444	27.8	90t	1
5. Clifton Smith	2008	36	992	27.6	97t	1
6. Karl Williams	1996	14	383	27.4	63	0
7. Sammie Stroughter	2011	20	540	27.0	78	0
8. Torrie Cox	2004	33	866	26.2	59	0
9. Micheal Spurlock	2010	44	1,129	25.7	89t	1
10. Aaron Stecker	2002	37	934	25.2	67	0
PUNT RETURN AVERAGE						
(Minimum 10)						
PLAYER	YEAR	NO.	YDS.	AVG.	LG	TD
1. Karl Williams	1996	13	274	21.1	88t	1
2. Jacquez Green	1998	30	453	15.1	95t	1
3. Clifton Smith	2008	23	324	14.1	70t	1
4. Karl Williams	1997	46	597	13.0	63	1
5. Mark Jones	2007	12	143	11.9	35	0
6. Courtney Hawkins	1993	15	166	11.1	35	0
7. Willie Drewrey	1989	20	220	11.0	55	0
8. Bobby Futrell	1988	27	283	10.5	40	0
9. Karl Williams	2001	35	366	10.5	84t	1
10. Vernon Turner	1994	21	218	10.4	80t	1
PASSER RATING			FIELD GOAL PERCENTAGE			
(Minimum 200 Attempts)			(Minimum 10)			
PLAYER	YEAR	RATING	PLAYER	YEAR	PCT.	
1. Brian Griese	2004	97.5	1. Connor Barth	2011	.929 (26-28)	
2. Josh Freeman	2010	95.9	2. Steve Christie	1990	.852 (23-27)	
3. Jeff Garcia	2007	94.6	3. Matt Bryant	2007	.849 (28-33)	
4. Brad Johnson	2002	92.9	4. Connor Barth	2012	.848 (28-33)	
5. Jeff Garcia	2008	90.2	5. Martin Gramatica	1999	.844 (27-32)	
6. Steve DeBerg	1987	85.3	6. Matt Bryant	2005	.840 (21-25)	
7. Trent Dilfer	1997	82.8	7. Matt Bryant	2008	.842 (32-38)	
8. Craig Erickson	1994	82.5	8. Martin Gramatica	2000	.824 (28-34)	
9. Josh Freeman	2012	81.6	9. Connor Barth	2010	.821 (23-28)	
10. Brad Johnson	2003	81.5	10. Martin Gramatica	2002	.821 (32-39)	

472 | RECORDS

NET PUNTING AVERAGE

(Minimum 30)

PLAYER	YEAR	PCT.
1. Michael Koenen	2011	40.3
2. Tommy Barnhardt	1996	37.8
3. Josh Bidwell	2008	37.6
4. Josh Bidwell	2005	37.5
5. Michael Koenen	2012	37.4
6. Mark Royals	1999	37.4
7. Josh Bidwell	2007	37.2
8. Josh Bidwell	2006	36.8
9. Josh Bidwell	2004	36.8
10. Dirk Johnson	2009	36.7

PUNTING AVERAGE

(Minimum 30)

PLAYER	YEAR	AVG.
1. Josh Bidwell	2005	45.6
2. Michael Koenen	2012	45.3
3. Michael Koenen	2011	45.1
4. Josh Bidwell	2008	44.5
5. Josh Bidwell	2007	43.9
6. Josh Bidwell	2006	43.5
7. Tom Tupa	2003	43.3
8. Mark Royals	1999	43.13
9. Tommy Barnhardt	1996	43.07
10. Tom Tupa	2002	42.84

PUNTS INSIDE THE 20

PLAYER	YEAR	NO.
1. Josh Bidwell	2007	30
1. Tom Tupa	2002	30
3. Josh Bidwell	2008	27
4. Tom Tupa	2003	26
4. Mark Royals	2001	26
6. Michael Koenen	2011	24
6. Josh Bidwell	2005	24
6. Tommy Barnhardt	1996	24
9. Dan Stryzinski	1993	24
10. Josh Bidwell	2004	23
10. Mark Royals	1999	23
10. Reggie Roby	1995	23

PUNTS

PLAYER	YEAR	NO.
1. Dave Green	1978	100
2. Dave Green	1977	98
3. Frank Garcia	1983	95
4. Josh Bidwell	2006	93
4. Dan Stryzinski	1993	93
4. Tom Blanchard	1979	93
7. Dave Green	1976	92
8. Josh Bidwell	2005	90
8. Mark Royals	1999	90
8. Tom Tupa	2002	90

PUNTING YARDS

PLAYER	YEAR	NO.
1. Josh Bidwell	2005	4,101
2. Dave Green	1978	4,092
3. Josh Bidwell	2006	4,045
4. Frank Garcia	1983	4,008
5. Dave Green	1977	3,948
6. Mark Royals	1999	3,882
7. Tom Tupa	2002	3,856
8. Dan Stryzinski	1993	3,772
9. Tom Blanchard	1980	3,722
10. Tom Blanchard	1979	3,679

DEFENSIVE TOUCHDOWNS

PLAYER	YEAR	NO.
1. Derrick Brooks	2002	4
2. Wayne Haddix	1990	3
3. Aqib Talib	2011	2
3. Tanard Jackson	2009	2
3. Ronde Barber	2007	2
3. Ronde Barber	2006	2
3. Ronde Barber	2004	2
3. Ronde Barber	2000	2
3. Donnie Abraham	1999	2
3. Hugh Green	1983	2
3. Cedric Brown	1981	2
3. Richard Wood	1977	2

QB SACKS

PLAYER	YEAR	NO.
1. Warren Sapp	2000	16.5
2. Simeon Rice	2002	15.5
3. Simeon Rice	2003	15.0
4. Simeon Rice	2005	14.0
5. Marcus Jones	2000	13.0
5. Lee Roy Selmon	1977	13.0
7. Warren Sapp	1999	12.5
8. Simeon Rice	2004	12.0
9. Lee Roy Selmon	1978	11.0
9. Lee Roy Selmon	1979	11.0
9. Lee Roy Selmon	1983	11.0
9. Broderick Thomas	1991	11.0
9. Simeon Rice	2001	11.0

INTERCEPTIONS

PLAYER	YEAR	NO.
1. Ronde Barber	2001	10
2. Cedric Brown	1981	9
3. Brian Kelly	2002	8
4. Wayne Haddix	1990	7
4. Jeremiah Castille	1985	7
4. Donnie Abraham	1999	7
4. Donnie Abraham	2000	7
8. Aqib Talib	2010	6
8. Mike Washington	1981	6
8. Harry Hamilton	1988	6
8. Cedric Brown	1978	6
8. Neal Colzie	1981	6
8. Beasley Reece	1983	6
8. Harry Hamilton	1989	6
8. Mark Robinson	1981	6
8. Damien Robinson	2000	6
8. Donnie Abraham	2001	6

TACKLES

PLAYER	YEAR	NO.
1. Hardy Nickerson	1993	214
2. Barrett Ruud	2009	205
3. Shelton Quarles	2005	196
4. Hardy Nickerson	1997	194
5. Derrick Brooks	1998	189
6. Derrick Brooks	1997	182
7. Derrick Brooks	1999	180
8. Derrick Brooks	2000	179
9. Barrett Ruud	2008	178
10. Derrick Brooks	2005	174
10. Broderick Thomas	1991	174
10. Cecil Johnson	1981	174

BUCCANEER PLAYOFF RECORDS

INDIVIDUAL

SERVICE

MOST GAMES, CAREER

- 11, Derrick Brooks
- 10, Mike Alstott, Ronde Barber, Shelton Quarles
- 9, John Lynch, Warren Sapp, Karl Williams

SCORING

MOST POINTS, GAME

- 12, Ricky Bell, vs. Philadelphia, 12/29/79
- 12, Mike Alstott, vs. San Francisco, 1/12/03
- 12, Martin Gramatica, vs. Oakland, 1/26/03
- 12, Keenan McCardell, vs. Oakland, 1/26/03
- 12, Dwight Smith, vs. Oakland, 1/26/03

MOST TOUCHDOWNS, GAME

- 2, Ricky Bell, vs. Philadelphia, 12/29/79
- 2, Mike Alstott, vs. San Francisco, 1/12/03
- 2, Keenan McCardell, vs. Oakland, 1/26/03
- 2, Dwight Smith, vs. Oakland, 1/26/03

MOST PATS MADE, GAME

- 6, Martin Gramatica, vs. Oakland, 1/26/03

MOST PATS ATTEMPTED, GAME

- 6, Martin Gramatica, vs. Oakland, 1/26/03

MOST FIELD GOALS MADE, GAME

- 3, Martin Gramatica, at Philadelphia, 1/12/02

MOST FIELD GOALS ATTEMPTED, GAME

- 3, Martin Gramatica, at Philadelphia, 1/12/02

LONGEST FIELD GOAL

- 48, Martin Gramatica, vs. Oakland, 1/26/03

RUSHING

MOST YARDS GAINED, GAME

- 142, Ricky Bell, vs. Philadelphia, 12/29/79
- 124, Michael Pittman, vs. Oakland, 1/26/03
- 93, James Wilder, at Dallas, 1/9/83

MOST ATTEMPTS, GAME

- 38, Ricky Bell, vs. Philadelphia, 12/29/79
- 29, Michael Pittman, vs. Oakland, 1/26/03

LONGEST RUN

- 31t, Mike Alstott, vs. Detroit, 12/28/97
- 26, Ricky Bell, vs. Philadelphia, 12/29/79

BEST AVERAGE GAIN, GAME

(MIN. 10 ATTEMPTS)

- 6.6, James Wilder, at Dallas, 1/9/83
- 6.2, Mike Alstott, vs. Detroit, 12/28/97

MOST TOUCHDOWNS RUSHING, GAME

- 2, Ricky Bell, vs. Philadelphia, 12/29/79
- 2, Mike Alstott, vs. San Francisco, 1/12/03

PASSING

MOST ATTEMPTS, GAME

- 39, Jeff Garcia, vs. N.Y. Giants, 1/6/08
- 38, Chris Simms, vs. Washington, 1/7/06
- 36, Brad Johnson, at Philadelphia, 1/12/02
- 36, Trent Dilfer, at Green Bay, 1/4/98

MOST COMPLETIONS, GAME

- 25, Chris Simms, vs. Washington, 1/7/06
- 23, Jeff Garcia, vs. N.Y. Giants, 1/6/08
- 22, Brad Johnson, at Philadelphia, 1/12/02
- 20, Brad Johnson, at Philadelphia, 1/19/03

MOST YARDS GAINED, GAME

- 259, Brad Johnson, at Philadelphia, 1/19/03
- 215, Brad Johnson, vs. Oakland, 1/26/03
- 207, Jeff Garcia, vs. N.Y. Giants, 1/6/08
- 202, Brad Johnson, at Philadelphia, 1/12/02

MOST TOUCHDOWN PASSES, GAME

- 2, Brad Johnson, vs. San Francisco, 1/12/03
- 2, Brad Johnson, vs. Oakland, 1/26/03

LONGEST PASS COMPLETION

- 75, Doug Williams (to Jimmie Giles), at Dallas, 1/2/82
- 71, Brad Johnson (to Joe Jurevicius), at Philadelphia, 1/19/03

MOST INTERCEPTIONS, GAME

- 4, Brad Johnson, at Philadelphia, 1/12/02
- 4, Doug Williams, at Dallas, 1/2/82
- 3, Doug Williams, at Dallas, 1/9/83

MOST TIMES SACKED, GAME

- 5, Shaun King, at St. Louis, 1/23/00

RECEIVING

MOST RECEPTIONS, GAME

- 8, Warrick Dunn, at Philadelphia, 1/12/02
- 7, Joey Galloway, vs. Washington, 1/7/06
- 6, Keyshawn Johnson, at Philadelphia, 12/31/00
- 6, Keyshawn Johnson, vs. Oakland, 1/26/03

MOST RECEIVING YARDS, GAME

- 106, Keyshawn Johnson, at Philadelphia, 12/31/00
- 98, Jimmie Giles, at Dallas, 1/2/82
- 85, Keyshawn Johnson, vs. San Francisco, 1/12/03

MOST TOUCHDOWN RECEPTIONS, GAME

- 2, Keenan McCardell, vs. Oakland, 1/26/03

TACKLES

MOST TACKLES, GAME

- 18, Derrick Brooks, vs. Washington, 1/15/00

SACKS

MOST SACKS, GAME

- 3, Warren Sapp, at Green Bay, 1/4/98
- 2, Simeon Rice, vs. Oakland, 1/26/03
- 2, Lee Roy Selmon, vs. Philadelphia, 12/29/79
- 2, Steve White, vs. Washington, 1/15/00
- 2, Simeon Rice, at Philadelphia, 1/12/02

DEFENSIVE TOUCHDOWNS

MOST, GAME

- 2, Dwight Smith, vs. Oakland, 1/26/03
- 1, Derrick Brooks, vs. Oakland, 1/26/03
- 1, Ronde Barber, at Philadelphia, 1/19/03
- 1, Hugh Green, at Dallas, 1/9/83

INTERCEPTIONS

MOST INTERCEPTIONS, GAME

- 2, Dwight Smith, vs. Oakland, 1/26/03
- 2, Dexter Jackson, vs. Oakland, 1/26/03
- 2, Donnie Abraham, at Green Bay, 1/4/98

MOST INTERCEPTION RETURN YARDS, GAME

- 94, Dwight Smith, vs. Oakland, 1/26/03

LONGEST INTERCEPTION RETURN

- 92t, Ronde Barber, at Philadelphia, 1/19/03

FUMBLE RECOVERIES

MOST OPPONENT FUMBLES RECOVERED, GAME

- 1, eight times, most recently Simeon Rice and Ellis Wyms, at Philadelphia, 1/19/03

LONGEST FUMBLE RETURN

- 60t, Hugh Green, at Dallas, 1/9/83

PUNTING

MOST PUNTS, GAME

- 10, Mark Royals, vs. Washington, 1/15/00

GROSS YARDS AVERAGE, GAME (MIN. 4)

- 47.3, Tom Tupa, vs. San Francisco, 1/12/03

NET YARDS AVERAGE, GAME (MIN. 4)

- 39.4, Sean Landeta, vs. Detroit, 12/28/97

LONGEST PUNT

- 56, Mark Royals, at Philadelphia, 12/31/00
- 53, Tom Blanchard, at St. Louis, 1/23/00; L.A. Rams, 1/6/80
- 53, Mark Royals, vs. Washington, 1/15/00

PUNT RETURNS

MOST PUNT RETURNS, GAME

- 4, Mark Jones, vs. Washington, 1/7/06
- 4, Karl Williams, at St. Louis, 1/23/00
- 3, Karl Williams, at Philadelphia, 1/12/02
- 3, Danny Reece, vs. Philadelphia, 12/29/79

MOST PUNT RETURN YARDS, GAME

- 45, Karl Williams, at St. Louis, 1/23/00
- 37, Mark Jones, vs. Washington, 1/7/06
- 33, Danny Reece, vs. Philadelphia, 12/29/79

BEST PUNT RETURN AVERAGE, GAME (MIN. 3)

- 11.2, Karl Williams, at St. Louis, 1/23/00

LONGEST PUNT RETURN

- 25, Karl Williams, vs. Oakland, 1/26/03

KICKOFF RETURNS

MOST KICKOFF RETURNS, GAME

- 5, Micheal Spurlock, vs. N.Y. Giants, 1/6/08
- 5, James Owens, at Dallas, 1/9/83

MOST KICKOFF RETURN YARDS, GAME

- 110, James Owens, at Dallas, 1/9/83
- 106, Micheal Spurlock, vs. N.Y. Giants, 1/6/08
- 106, Isaac Hagins, vs. L.A. Rams, 1/6/80

BEST KICKOFF RETURN AVERAGE, GAME (MIN. 3)

- 30.7, James Owens, at Dallas, 1/2/82
- 26.5, Isaac Hagins, vs. L.A. Rams, 1/6/80

LONGEST KICKOFF RETURN

- 35, Frank Murphy, at Philadelphia, 1/12/02
- 35, James Owens, at Dallas, 1/2/82
- 33, John Holt, at Dallas, 1/2/82

TEAM

SCORING

MOST POINTS, GAME

- 48, vs. Oakland, 1/26/03
- 31, vs. San Francisco, 1/12/03

FEWEST POINTS, GAME

- 0, vs. L.A. Rams, 1/6/80
- 0, at Dallas, 1/2/82

MOST TOUCHDOWNS, GAME

- 6, vs. Oakland, 1/26/03
- 4, vs. San Francisco, 1/12/03

MOST FIELD GOALS, GAME

- 3, at Philadelphia, 1/12/02
- 2, five times, most recently, vs. Oakland, 1/26/03

MOST FIELD GOAL ATTEMPTS, GAME

- 3, at Philadelphia, 1/12/02
- 2, five times, most recently, vs. Oakland, 1/26/03

FIRST DOWNS

MOST FIRST DOWNS, GAME

- 24, vs. Oakland, 1/26/03
- 21, vs. San Francisco, 1/12/03
- 20, vs. N.Y. Giants, 1/6/08
- 17, vs. Washington, 1/7/06
- 17, vs. Philadelphia, 12/29/79

FEWEST FIRST DOWNS, GAME

- 7, vs. L.A. Rams, 1/6/80

MOST FIRST DOWNS, RUSHING, GAME

- 12, vs. Philadelphia, 12/29/79

FEWEST FIRST DOWNS, RUSHING, GAME

- 2, at Philadelphia, 12/31/00

MOST FIRST DOWNS, PASSING, GAME

- 15, vs. Oakland, 1/26/03
- 11, vs. N.Y. Giants, 1/6/08
- 11, vs. Washington, 1/7/06
- 11, vs. San Francisco, 1/12/03
- 11, at Philadelphia, 1/12/02

FEWEST FIRST DOWNS, PASSING, GAME

- 4, vs. Philadelphia, 12/29/79
- 4, vs. L.A. Rams, 1/6/80
- 4, at Dallas, 1/9/83

MOST FIRST DOWNS, PENALTY, GAME

- 3, vs. Oakland, 1/26/03
- 3, vs. San Francisco, 1/12/03

FEWEST FIRST DOWNS, PENALTY, GAME

- 0, at Philadelphia, 1/19/03
- 0, vs. L.A. Rams, 1/6/80

TOTAL NET YARDS

MOST NET YARDS, GAME

- 365, vs. Oakland, 1/26/03
- 329, vs. San Francisco, 1/12/03

FEWEST NET YARDS, GAME

- 177, vs. L.A. Rams, 1/6/80
- 186, vs. Washington, 1/15/00

RUSHING

MOST RUSHING ATTEMPTS, GAME

- 55, vs. Philadelphia, 12/29/79
- 42, vs. Oakland, 1/26/03

FEWEST RUSHING ATTEMPTS, GAME

- 19, at Philadelphia, 12/31/00
- 21, at Dallas, 1/9/83

MOST RUSHING YARDS, GAME

- 186, vs. Philadelphia, 12/29/79
- 150, vs. Oakland, 1/26/03

FEWEST RUSHING YARDS, GAME

- 44, vs. Washington, 1/15/00
- 49, at Philadelphia, 1/19/03

MOST RUSHING TOUCHDOWNS, GAME

- 2, vs. San Francisco, 1/12/03
- 2, vs. Philadelphia, 12/29/79

FEWEST RUSHING TOUCHDOWNS, GAME

- 0, six times, last at Philadelphia, 1/12/02

PASSING**MOST ATTEMPTS, GAME**

- 39, vs. N.Y. Giants, 1/6/08
- 38, vs. Washington, 1/7/06
- 37, at Green Bay, 1/4/98
- 36, at Philadelphia, 1/12/02

FEWEST ATTEMPTS, GAME

- 15, vs. Philadelphia, 12/29/79
- 26, vs. Detroit, 12/28/97

MOST COMPLETIONS, GAME

- 25, vs. Washington, 1/7/06
- 23, vs. N.Y. Giants, 1/6/08
- 22, at Philadelphia, 1/12/02
- 20, at Philadelphia, 1/19/03

FEWEST COMPLETIONS, GAME

- 5, vs. L.A. Rams, 1/6/80
- 7, vs. Philadelphia, 12/29/79

MOST NET PASSING YARDS, GAME

- 259, at Philadelphia, 1/19/03
- 215, vs. Oakland, 1/26/03
- 208, vs. San Francisco, 1/12/03

FEWEST NET PASSING YARDS, GAME

- 85, vs. L.A. Rams, 1/6/80
- 113, at Dallas, 1/9/83

MOST PASSING TOUCHDOWNS, GAME

- 2, vs. Oakland, 1/26/03
- 2, vs. San Francisco, 1/12/03

FEWEST PASSING TOUCHDOWNS, GAME

- 0, seven times, last vs. Washington, 1/7/06

MOST INTERCEPTIONS THROWN, GAME

- 4, at Philadelphia, 1/12/02
- 4, at Dallas, 1/2/82
- 3, at Dallas, 1/9/83

FEWEST INTERCEPTIONS, GAME

- 0, at Philadelphia, 12/31/00

SACKS**MOST SACKS, GAME**

- 5, vs. Oakland, 1/26/03
- 5, at Dallas, 1/9/83

INTERCEPTIONS**MOST INTERCEPTIONS, GAME**

- 5, vs. Oakland, 1/26/03

MOST INTERCEPTION RETURN YARDS, GAME

- 172, vs. Oakland, 1/26/03

PUNTING**MOST PUNTS, GAME**

- 10, vs. Washington, 1/15/00
- 8, vs. L.A. Rams, 1/6/80

GROSS YARDS AVERAGE, GAME (MIN. 4)

- 47.3, vs. San Francisco, 1/12/03
- 43.5, at Dallas, 1/9/83

NET YARDS AVERAGE, GAME (MIN. 4)

- 39.4, vs. Detroit, 12/28/97
- 37.4, vs. Washington, 1/15/00

PUNT RETURNS**MOST PUNT RETURNS, GAME**

- 4, vs. Washington, 1/7/06
- 4, at St. Louis, 1/23/00

MOST PUNT RETURN YARDS, GAME

- 45, at St. Louis, 1/23/00
- 37, vs. Washington, 1/7/06
- 33, vs. Philadelphia, 12/29/79

BEST PUNT RETURN AVERAGE, GAME (MIN. 3)

- 11.2, at St. Louis, 1/23/00

KICKOFF RETURNS**MOST KICKOFF RETURNS, GAME**

- 6, at Philadelphia, 1/12/02
- 5, vs. N.Y. Giants, 1/6/08
- 5, at Dallas, 1/9/83
- 5, at Dallas, 1/2/82
- 5, at Green Bay, 1/4/98

MOST KICKOFF RETURN YARDS, GAME

- 147, at Dallas, 1/2/82
- 138, at Philadelphia, 1/12/02
- 110, at Dallas, 1/9/83

BEST KICKOFF RETURN AVERAGE, GAME (MIN. 3)

- 29.4, at Dallas, 1/2/82
- 26.5, vs. L.A. Rams, 1/6/80

PENALTIES**MOST PENALTIES, GAME**

- 10, vs. San Francisco, 1/12/03
- 10, at Dallas, 1/2/82

FEWEST PENALTIES, GAME

- 2, vs. Washington, 1/15/00

MOST PENALTY YARDS, GAME

- 105, vs. Philadelphia, 12/29/79
- 105, at Dallas, 1/2/82

FEWEST PENALTY YARDS, GAME

- 15, at St. Louis, 1/23/00
- 16, at Philadelphia, 1/19/03
- 25, vs. N.Y. Giants, 1/6/08
- 25, vs. Washington, 1/15/00
- 25, vs. Detroit, 12/28/97

CAREER PLAYOFF LEADERS

RUSHING YARDS

PLAYER	G	NO.	YDS.	AVG.	LG	TD
1. Mike Alstott	10	112	341	3.0	31t	7
2. Warrick Dunn	6	75	219	2.9	13	0
3. Ricky Bell	2	58	201	3.4	26	2
4. Michael Pittman	5	55	187	3.4	24	0
5. Earnest Graham	2	18	63	3.5	11	1

RECEPTIONS

PLAYER	G	NO.	YDS.	AVG.	LG	TD
1. Warrick Dunn	6	26	168	6.5	22	0
2. Keyshawn Johnson	5	23	375	16.3	46	1
3. Mike Alstott	10	21	161	7.7	26	0
4. Michael Pittman	5	14	155	11.1	31	0
5. Dave Moore	7	9	119	13.2	28	0

PASSER RATING

PLAYER	G	ATT.	COMP.	YDS.	PCT.	TD	INT	RATING
1. Brad Johnson	4	134	75	872	56.0	5	7	66.5
2. Jeff Garcia	1	39	23	207	59.0	1	2	60.5
3. Chris Simms	1	38	25	198	65.8	0	2	56.7
4. Shaun King	3	92	45	491	48.9	1	3	55.1
5. Trent Dilfer	2	62	24	381	38.7	1	3	45.2

SCORING

PLAYER	G	TD	FG	PAT	TP
1. Martin Gramatica	7	0	11-12	15-15	48
2. Mike Alstott	10	7	0-0	0-0	42
3. Ricky Bell	2	2	0-0	0-0	12
3. Keenan McCardell	3	2	0-0	0-0	12
3. Dwight Smith	3	2	0-0	0-0	12

PUNTING (AVG.)

PLAYER	G	NO.	YDS.	AVG.	LG
1. Sean Landeta	2	9	371	41.22	50
2. Mark Royals	4	26	1,071	41.19	56
3. Larry Swider	2	11	453	41.18	52

KICKOFF RETURNS (AVG.)

PLAYER	G	NO.	YDS.	AVG.	LG	TD
1. John Holt	2	2	55	27.5	33	0
2. James Owens	2	8	202	25.3	35	0
3. Michael Pittman	5	4	96	24.0	27	0

PUNT RETURNS (AVG.)

PLAYER	G	NO.	YDS.	AVG.	LG	TD
1. Danny Reece	2	5	47	9.4	13	0
2. Mark Jones	1	4	37	9.3	24	0
3. Karl Williams	9	16	131	8.2	25	0

INTERCEPTIONS

PLAYER	G	NO.	YDS.	AVG.	LG	TD
1. Dwight Smith	4	3	100	33.3	50t	2
1. Dexter Jackson	5	3	43	14.3	25	0
1. Donnie Abraham	3	3	0	0.0	0	0
4. Ronde Barber	10	2	117	58.5	92t	1
4. Derrick Brooks	11	2	44	22.0	44t	1
4. Brian Kelly	9	2	18	9.0	15	0

OWNERSHIP	TOP BUCCANEER PERFORMANCES				
	100-YARD RUSHING GAMES (106)				
	PLAYER	ATT.	YARDS	OPPONENT	DATE
PLAYERS	Jimmy DuBose	24	109	at N.Y. Giants	10/15/78
	Ricky Bell	21	104	at L.A. Rams	11/5/78
	Jerry Eckwood	20	121	vs. Detroit	9/1/79
	Jerry Eckwood (2)	23	120	at Chicago	9/30/79
	Ricky Bell (2)	10	101	vs. New Orleans	10/14/79
	Ricky Bell (3)	28	167	vs. Green Bay	10/21/79
	Ricky Bell (4)	22	152	vs. N.Y. Giants	11/18/79
	Ricky Bell (5)	28	101	vs. Minnesota	11/25/79
	Ricky Bell (6)	39	137	vs. Kansas City	12/16/79
	Ricky Bell (7) *	38	142	vs. Philadelphia	12/29/79
	Ricky Bell (8)	26	130	vs. N.Y. Giants	11/2/80
	Jerry Eckwood (3)	23	114	at Chicago	9/20/81
	Jerry Eckwood (4)	21	110	vs. Chicago	11/1/81
	James Owens	16	112	vs. Green Bay	11/22/81
	James Wilder	42	126	at Pittsburgh	10/30/83
	James Wilder (2)	31	219	at Minnesota	11/6/83
	James Wilder (3)	24	112	at N.Y. Giants	9/23/84
	James Wilder (4)	43	172	vs. Green Bay	9/30/84
	James Wilder (5)	30	146	at Minnesota	11/4/84
	James Wilder (6)	28	125	vs. Atlanta	12/9/84
	James Wilder (7)	31	103	vs. N.Y. Jets	12/16/84
	James Wilder (8)	27	166	at Chicago	9/8/85
	James Wilder (9)	22	113	vs. Minnesota	9/15/85
	James Wilder (10)	26	114	at New Orleans	9/22/85
	James Wilder (11)	27	104	at Detroit	9/29/85
	James Wilder (12)	29	120	vs. St. Louis	11/10/85
	Nathan Wonsley	18	138	at Detroit	9/21/86
	Nathan Wonsley (2)	18	108	at L.A. Rams	10/5/86
	James Wilder (13)	25	110	at Kansas City	10/26/86
	James Wilder (14)	24	130	vs. Detroit	11/23/86
	Lars Tate	18	106	at Detroit	11/13/88
	William Howard	23	101	at New England	12/11/88
	Lars Tate (2)	18	112	vs. Chicago	10/8/89
	Gary Anderson	22	108	at Minnesota	9/30/90
	Vinny Testaverde	7	105	vs. Minnesota	12/16/90
	Reggie Cobb	21	139	vs. Detroit	11/10/91
	Reggie Cobb (2)	22	110	vs. N.Y. Giants	11/24/91
	Reggie Cobb (3)	26	107	at Detroit	9/27/92
	Reggie Cobb (4)	24	109	at Chicago	10/18/92
	Reggie Cobb (5)	28	114	vs. Chicago	11/15/92
	Reggie Cobb (6)	26	100	vs. L.A. Rams	12/6/92
	Reggie Cobb (7)	25	113	vs. Detroit	10/3/93
	Errict Rhett	25	112	at Detroit	11/13/94
	Errict Rhett (2)	24	111	at Seattle	11/20/94
	Errict Rhett (3)	40	192	vs. Washington	12/4/94
	Errict Rhett (4)	31	119	vs. L.A. Rams	12/11/94
	Errict Rhett (5)	27	104	vs. Washington	9/24/95
	Errict Rhett (6)	25	144	at Detroit	11/12/95
	Errict Rhett (7)	24	100	vs. Jacksonville	11/19/95
	Errict Rhett (8)	22	118	vs. Green Bay	12/10/95
	Reggie Brooks	15	114	at Denver	9/15/96
	Warrick Dunn	24	130	at Detroit	9/7/97
	Warrick Dunn (2)	16	101	at Minnesota	9/14/97
	Warrick Dunn (3)	16	125	at Green Bay	10/5/97
	Warrick Dunn (4)	24	120	at N.Y. Giants	11/30/97
	Warrick Dunn (5)	16	119	vs. Chicago	12/21/97
	Mike Alstott	20	103	vs. Chicago	9/20/98
	Mike Alstott (2)	19	128	vs. Minnesota	11/1/98
	Warrick Dunn (6)	18	115	vs. Minnesota	11/1/98
	Warrick Dunn (7)	16	107	at Jacksonville	11/15/98
	Mike Alstott (3)	25	131	vs. Denver	9/26/99
	Mike Alstott (4)	25	117	at New Orleans	11/7/99
	Warrick Dunn (8)	20	106	vs. Buffalo	11/26/00
	Warrick Dunn (9)	22	210	vs. Dallas	12/3/00
	Warrick Dunn (10)	22	145	vs. St. Louis	12/18/00
	Mike Alstott (5)	28	129	vs. Minnesota	10/28/01
	Mike Alstott (6)	24	101	vs. New Orleans	12/23/01
SIDELINES	478 RECORDS				

Mike Alstott (7)	17	126	vs. Cleveland	10/13/02
Michael Pittman **	29	124	vs. Oakland	1/26/03
Michael Pittman (2)	16	106	vs. Indianapolis	10/6/03
Michael Pittman (3)	30	113	vs. Dallas	10/26/03
Thomas Jones	9	134	vs. Green Bay	11/16/03
Thomas Jones (2)	34	134	vs. Houston	12/14/03
Michael Pittman (4)	23	109	vs. Chicago	10/24/04
Michael Pittman (5)	15	128	vs. Kansas City	11/7/04
Michael Pittman (6)	21	106	vs. San Francisco	11/21/04
Michael Pittman (7)	24	131	vs. New Orleans	12/19/04
Carnell Williams	27	148	at Minnesota	9/11/05
Carnell Williams (2)	24	128	vs. Buffalo	9/18/05
Carnell Williams (3)	37	158	at Green Bay	9/25/05
Michael Pittman (8)	15	127	vs. Miami	10/16/05
Carnell Williams (4)	19	116	at Atlanta	11/20/05
Carnell Williams (5)	29	112	at Carolina	12/11/05
Carnell Williams (6)	31	150	vs. Atlanta	12/24/05
Carnell Williams (7)	20	111	at New Orleans	10/8/06
Carnell Williams (8)	27	122	vs. Washington	11/19/06
Earnest Graham	34	124	vs. Arizona	11/4/07
Earnest Graham (2)	17	102	at Atlanta	11/18/07
Earnest Graham (3)	22	106	at New Orleans	12/2/07
Earnest Graham (4)	15	116	vs. Atlanta	9/14/08
Earnest Graham (5)	20	111	vs. Green Bay	9/28/08
Warrick Dunn (11)	22	115	vs. Carolina	10/12/08
Carnell Williams (9)	24	129	at New Orleans	12/27/09
LeGarrette Blount	22	120	at Arizona	10/31/10
LeGarrette Blount (2)	20	103	vs. Atlanta	12/5/10
LeGarrette Blount (3)	13	110	vs. Detroit	12/19/10
LeGarrette Blount (4)	18	164	vs. Seattle	12/26/10
LeGarrette Blount (5)	25	127	vs. Indianapolis	10/3/11
Earnest Graham (6)	17	109	vs. New Orleans	10/16/11
LeGarrette Blount (6)	18	107	at Green Bay	11/20/11
LeGarrette Blount (7)	20	103	at Tennessee	11/27/11
Doug Martin	29	135	at Minnesota	10/25/12
Doug Martin (2)	25	251	at Oakland	11/4/12
Doug Martin (3)	24	138	at Carolina	11/18/12
Doug Martin (4)	28	128	vs. Philadelphia	12/9/12
Doug Martin (5)	28	142	at Atlanta	12/30/12

* Playoff game

** Super Bowl XXXVII

100-YARD RUSHERS SUMMARY

(*Includes one playoff game and **Super Bowl XXXVII) James Wilder (14), Warrick Dunn (11), Carnell Williams (9), Ricky Bell (8*), Michael Pittman (8**), Errict Rhett (8), Mike Alstott (7), LeGarrette Blount (7), Reggie Cobb (7), Earnest Graham (6), **Doug Martin (5)**, Jerry Eckwood (4), Thomas Jones (2), Lars Tate (2), Nathan Wonsley (2), Gary Anderson (1), Reggie Brooks (1), Jimmy DuBose (1), William Howard (1), James Owens (1), Vinny Testaverde (1)

100-YARD RECEIVING GAMES (141)

PLAYER	ATT.	YARDS	OPPONENT	DATE
Morris Owens	9	166	at Seattle	10/16/77
Morris Owens (2)	5	113	vs. N.Y. Giants	11/13/77
Morris Owens (3)	4	138	vs. St. Louis	12/18/77
Morris Owens (4)	5	132	vs. Minnesota	10/1/78
Isaac Hagins	5	139	at Minnesota	10/28/79
Jimmie Giles	4	105	at Dallas	9/21/80
Gordon Jones	7	106	vs. Cleveland	9/28/80
Jerry Eckwood	10	101	vs. Cleveland	9/28/80
Jimmie Giles (2)	6	128	vs. Pittsburgh	11/9/80
Gordon Jones (2)	7	121	at Minnesota	11/16/80
Kevin House	3	138	vs. Chicago	12/20/80
Jimmie Giles (3)	5	109	at Chicago	9/20/81
Kevin House (2)	4	178	at Oakland	10/18/81
Kevin House (3)	6	107	at New Orleans	11/29/81
Kevin House (4)	5	126	vs. Atlanta	12/6/81
Jimmie Giles (4)	5	100	at Minnesota	9/12/82
Kevin House (5)	4	105	vs. Washington	9/19/82
James Wilder	11	116	at N.Y. Jets	12/12/82
James Wilder (2)	11	126	vs. Cincinnati	9/25/83
Kevin House (6)	5	110	at Cleveland	11/13/83
Kevin House (7)	6	156	at San Francisco	12/4/83

OWNERSHIP	Kevin House (8)	8	136	at Detroit	12/18/83
	Kevin House (9)	7	126	vs. Minnesota	10/7/84
	Gerald Carter	10	109	vs. Chicago	10/21/84
	Kevin House (10)	10	100	at Kansas City	10/28/84
	Gerald Carter (2)	9	166	at San Francisco	11/18/84
	Kevin House (11)	6	105	at Green Bay	12/2/84
	Jimmie Giles (5)	7	112	vs. Chicago	10/6/85
	Kevin House (12)	6	100	vs. Chicago	10/6/85
	Jimmie Giles (6)	7	116	at Miami	10/20/85
	Kevin House (13)	4	111	at Miami	10/20/85
	Jimmie Giles (7)	6	134	vs. St. Louis	11/10/85
	Kevin House (14)	4	131	vs. Indianapolis	12/15/85
	Gerald Carter (3)	7	143	at Green Bay	11/16/86
	Calvin Magee	8	143	at Chicago	12/7/86
	Steve Holloway #	8	107	vs. Minnesota	10/18/87
	Mark Carrier	8	212	at New Orleans	12/6/87
	Gerald Carter (4)	5	116	vs. St. Louis	12/20/87
	Bruce Hill	8	157	vs. Philadelphia	9/4/88
	Bruce Hill (2)	7	162	at Indianapolis	10/16/88
	Ron Hall	7	121	at Indianapolis	10/16/88
	Mark Carrier (2)	9	142	vs. Miami	10/30/88
	Mark Carrier (3)	5	120	vs. New Orleans	9/24/89
	Bruce Hill (3)	6	107	vs. Chicago	10/8/89
	Mark Carrier (4)	6	105	vs. Chicago	10/8/89
	Mark Carrier (5)	8	106	at Washington	10/22/89
	Bruce Hill (4)	7	125	at Cincinnati	10/29/89
	Mark Carrier (6)	7	100	at Cincinnati	10/29/89
	James Wilder (3)	8	107	vs. Cleveland	11/5/89
	Mark Carrier (7)	6	164	at Chicago	11/19/89
	Mark Carrier (8)	7	104	vs. Green Bay	12/3/89
	Mark Carrier (9)	10	135	at Houston	12/10/89
	Mark Carrier (10)	4	131	at Detroit	12/17/89
	Mark Carrier (11)	6	101	vs. Pittsburgh	12/24/89
	Bruce Hill (5)	5	104	at Minnesota	9/30/90
	Mark Carrier (12)	6	113	vs. Dallas	10/21/90
	Willie Drewrey	2	119	vs. Atlanta	12/2/90
	Mark Carrier (13)	6	104	at Atlanta	11/17/91
	Lawrence Dawsey	8	100	at Miami	12/1/91
	Mark Carrier (14)	6	110	vs. Minnesota	12/8/91
	Mark Carrier (15)	7	115	vs. Green Bay	9/13/92
	Lawrence Dawsey (2)	5	107	vs. Green Bay	9/13/92
	Courtney Hawkins	5	102	at Chicago	10/18/92
	Lawrence Dawsey (3)	9	101	at Chicago	9/26/93
	Horace Copeland	2	104	at Atlanta	10/31/93
	Courtney Hawkins (2)	8	112	vs. Washington	12/5/93
	Courtney Hawkins (3)	8	105	at Denver	12/26/93
	Horace Copeland (2)	7	101	vs. San Diego	1/2/94
	Charles Wilson	4	176	vs. L.A. Rams	12/11/94
	Lawrence Dawsey (4)	7	116	at Washington	12/18/94
	Horace Copeland (3)	5	155	at Philadelphia	9/3/95
	Jackie Harris	5	108	at Carolina	10/1/95
	Alvin Harper	6	117	vs. Cincinnati	10/8/95
	Jackie Harris (2)	10	122	at Green Bay	11/26/95
	Horace Copeland (4)	8	122	vs. Green Bay	12/10/95
	Courtney Hawkins (4)	8	111	at Detroit	9/8/96
	Warrick Dunn	6	106	vs. Miami	9/21/97
	Horace Copeland (5)	6	105	vs. Detroit	10/12/97
	Bert Emanuel	5	106	vs. Tennessee	11/8/98
	Reidel Anthony	2	126	at Jacksonville	11/15/98
	Jacquez Green	7	164	vs. Kansas City	11/14/99
	Warrick Dunn (2)	6	115	vs. Detroit	12/12/99
	Jacquez Green (2)	10	113	at Chicago	1/2/00
	Jacquez Green (3)	5	104	vs. Chicago	9/10/00
	Jacquez Green (4)	11	131	at Minnesota	10/9/00
	Keyshawn Johnson (1)	6	121	vs. Minnesota	10/29/00
	Keyshawn Johnson (2)	7	116	vs. St. Louis	12/18/00
	Keyshawn Johnson (3) *	6	106	at Philadelphia	12/31/00
	Keyshawn Johnson (4)	8	140	at Tennessee	10/14/01
	Keyshawn Johnson (5)	10	159	vs. Pittsburgh	10/21/01
	Warrick Dunn (3)	12	138	vs. Chicago	11/18/01
	Keyshawn Johnson (6)	10	101	vs. Detroit	12/9/01

Keyshawn Johnson (7)	7	119	at Chicago	12/16/01
Keenan McCardell	4	108	at Cincinnati	9/29/02
Keyshawn Johnson (8)	6	131	at Atlanta	10/6/02
Keyshawn Johnson (9)	9	133	vs. Minnesota	11/3/02
Keenan McCardell (2)	11	107	at New Orleans	12/1/02
Joe Jurevicius	8	100	vs. Atlanta	12/8/02
Keyshawn Johnson (10)	8	132	vs. Pittsburgh	12/23/02
Keyshawn Johnson (11)	9	102	vs. Carolina	9/14/03
Keenan McCardell (3)	4	106	vs. Indianapolis	10/6/03
Keenan McCardell (4)	3	119	at San Francisco	10/19/03
Keyshawn Johnson (12)	10	124	vs. New Orleans	11/2/03
Keenan McCardell (5)	9	118	at Carolina	11/9/03
Keenan McCardell (6)	6	122	vs. Atlanta	12/20/03
Bill Schroeder	4	126	at Oakland	9/26/04
Michael Clayton	8	142	at St. Louis	10/18/04
Michael Pittman	8	134	at Carolina	11/28/04
Michael Clayton (2)	9	145	at San Diego	12/12/04
Joey Galloway	7	166	vs. Detroit	10/2/05
Joey Galloway (2)	8	149	at San Francisco	10/30/05
Joey Galloway (3)	7	131	vs. Washington	11/13/05
Joey Galloway (4)	7	138	vs. Chicago	11/27/05
Joey Galloway (5)	9	161	at Atlanta	9/17/06
Joey Galloway (6)	4	110	at New Orleans	10/8/06
Joey Galloway (7)	3	107	at Chicago	12/17/06
Joey Galloway (8)	8	118	vs. Seattle	12/31/06
Joey Galloway (9)	4	135	vs. New Orleans	9/16/07
Ike Hilliard	7	114	at Carolina	9/30/07
Joey Galloway (10)	6	115	vs. Jacksonville	10/28/07
Joey Galloway (11)	7	159	at New Orleans	12/2/07
Antonio Bryant	10	138	at Chicago	9/21/08
Antonio Bryant (2)	6	115	vs. Seattle	10/19/08
Antonio Bryant (3)	8	115	at Kansas City	11/2/08
Antonio Bryant (4)	9	200	at Carolina	12/8/08
Antonio Bryant (5)	8	108	at Atlanta	12/14/08
Antonio Bryant (6)	6	127	vs. San Diego	12/21/08
Kellen Winslow	9	102	at Philadelphia	10/11/09
Kellen Winslow (2)	7	102	at Miami	11/15/09
Antonio Bryant (7)	5	116	at Carolina	12/6/09
Mike Williams	4	105	at Arizona	10/31/10
Arrelious Benn	4	122	at Washington	12/12/10
Kellen Winslow (3)	9	132	at Green Bay	11/20/11
Vincent Jackson	5	128	at N.Y. Giants	9/16/12
Vincent Jackson (2)	6	100	vs. Washington	9/30/12
Mike Williams (2)	4	115	vs. Washington	9/30/12
Mike Williams (3)	4	113	vs. Kansas City	10/14/12
Vincent Jackson (3)	7	216	vs. New Orleans	10/21/12
Vincent Jackson (4)	6	131	vs. Philadelphia	12/9/12
Vincent Jackson (5)	7	108	vs. St. Louis	12/23/12
Mike Williams (4)	7	132	vs. St. Louis	12/23/12

Replacement game

* Playoff game

100-YARD RECEIVERS SUMMARY

Mark Carrier (15), Kevin House (14), Keyshawn Johnson (12*), Joey Galloway (11), Antonio Bryant (7), Jimmie Giles (7), Keenan McCardell (6), Horace Copeland (5), Bruce Hill (5), **Vincent Jackson (5)**, Gerald Carter (4), Lawrence Dawsey (4), Jacquez Green (4), Courtney Hawkins (4), Morris Owens (4), **Mike Williams (4)**, Warrick Dunn (3), James Wilder (3), Kellen Winslow (3), Michael Clayton (2), Jackie Harris (2), Gordon Jones (2), Reidel Anthony (1), Arrelious Benn (1), Willie Drewrey (1), Jerry Eckwood (1), Bert Emanuel (1), Isaac Hagins (1), Ron Hall (1), Alvin Harper (1), Ike Hilliard (1), Steve Holloway (1), Joe Jurevicius (1), Calvin Magee (1), Michael Pittman (1), Bill Schroeder (1), Charles Wilson (1).

300-YARD PASSING GAMES (61)

PLAYER	ATT.	COMP.	YARDS	TD	OPPONENT	DATE
Doug Williams	35	16	311	1	vs. Minnesota	10/17/78
Doug Williams (2)	56	30	343	3	vs. Cleveland	9/28/80
Doug Williams (3)	45	21	302	3	vs. Pittsburgh	11/9/80
Doug Williams (4)	55	30	486	4	at Minnesota	11/16/80
Doug Williams (5)	29	16	350	1	vs. Chicago	12/20/80
Doug Williams (6)	40	17	324	1	at Chicago	9/20/81
Doug Williams (7)	30	16	335	2	at Oakland	10/18/81
Doug Williams (8)	29	19	336	2	vs. Atlanta	12/6/81

SIDELINES

Doug Williams (9)	35	22	321	1	vs. San Diego	12/13/81
Doug Williams (10)	49	25	367	2	vs. Chicago	1/2/83
Jack Thompson	40	30	316	1	vs. Cincinnati	9/25/83
Jack Thompson (2)	46	25	337	3	at San Francisco	12/4/83
Jack Thompson (3)	42	28	373	3	at Detroit	12/18/83
Steve DeBerg	41	26	316	2	at San Francisco	11/18/84
Steve DeBerg (2)	44	27	322	2	vs. L.A. Rams	11/25/84
Steve DeBerg (3)	43	23	346	2	vs. Chicago	10/6/85
Steve DeBerg (4)	32	19	365	4	at Miami	10/20/85
Steve DeBerg (5)	34	24	333	5	vs. Atlanta	9/13/87
Steve DeBerg (6)	37	23	303	3	at St. Louis	11/8/87
Vinny Testaverde	47	22	369	2	at New Orleans	12/6/87
Vinny Testaverde (2)	45	21	324	2	vs. Philadelphia	9/4/88
Vinny Testaverde (3)	37	20	300	1	vs. Green Bay	10/2/88
Vinny Testaverde (4)	42	25	469	2	at Indianapolis	10/16/88
Vinny Testaverde (5)	52	22	305	1	at Chicago	11/6/88
Vinny Testaverde (6)	38	19	311	3	at Washington	10/22/89
Vinny Testaverde (7)	39	23	336	3	at Cincinnati	10/29/89
Vinny Testaverde (8)	50	27	370	2	vs. Cleveland	11/5/89
Vinny Testaverde (9)	48	31	328	2	at Houston	12/10/89
Vinny Testaverde (10)	33	17	351	2	vs. Atlanta	12/2/90
Vinny Testaverde (11)	41	23	330	2	vs. Minnesota	12/8/91
Vinny Testaverde (12)	25	22	363	2	vs. Green Bay	9/13/92
Craig Erickson	28	18	318	4	at Atlanta	10/31/93
Craig Erickson (2)	24	19	313	3	vs. Indianapolis	9/11/94
Trent Dilfer	48	27	312	0	at Green Bay	11/26/95
Trent Dilfer (2)	40	30	327	0	at San Diego	11/17/96
Trent Dilfer (3)	39	25	301	2	at Minnesota	10/3/99
Brad Johnson	56	40	399	0	vs. Chicago	11/18/01
Brad Johnson (2)	54	31	305	1	vs. Detroit	12/9/01
Brad Johnson (3)	31	24	313	5	vs. Minnesota	11/3/02
Brad Johnson (4)	61	34	339	1	vs. Carolina	9/14/03
Brad Johnson (5)	39	26	318	3	vs. Indianapolis	10/6/03
Brad Johnson (6)	46	27	321	2	vs. New Orleans	11/2/03
Brad Johnson (7)	48	34	346	4	vs. Atlanta	12/20/03
Brad Johnson (8)	36	22	309	2	at Oakland	9/26/04
Brian Griese	39	27	347	2	at Carolina	11/28/04
Brian Griese (2)	50	36	392	3	at San Diego	12/12/04
Brian Griese (3)	41	30	321	3	vs. Carolina	12/26/04
Brian Griese (4)	39	22	302	2	vs. Detroit	10/2/05
Chris Simms	53	28	313	0	at Atlanta	9/17/06
Jeff Garcia	45	37	316	2	at Detroit	10/21/07
Luke McCown	37	29	313	2	at New Orleans	12/2/07
Brian Griese (5)	67	38	407	2	at Chicago	9/21/08
Jeff Garcia (2)	36	27	310	1	vs. Seattle	10/19/08
Jeff Garcia (3)	43	31	339	1	at Kansas City	11/2/08
Jeff Garcia (4)	38	24	321	2	at Carolina	12/8/08
Josh Freeman	44	23	321	0	at Carolina	12/6/09
Josh Freeman (2)	41	23	303	2	vs. New Orleans	10/16/11
Josh Freeman (3)	38	28	342	2	at Green Bay	11/20/11
Josh Freeman (4)	26	15	328	3	vs. Kansas City	10/14/12
Josh Freeman (5)	42	24	420	3	vs. New Orleans	10/21/12
Josh Freeman (6)	54	30	372	1	vs. St. Louis	12/23/12

PLAYER	SACKS	OPPONENT	DATE
Lee Roy Selmon	2.0	at Houston	9/12/76
Council Rudolph	2.0	vs. Miami	10/24/76
Lee Roy Selmon (2)	2.0	at Philadelphia	9/18/77
Council Rudolph (2)	2.0	at Detroit	11/20/77
Lee Roy Selmon (3)	2.0	vs. Atlanta	11/27/77
Lee Roy Selmon (4)	2.0	vs. Chicago	12/4/77
Lee Roy Selmon (5)	3.0	at New Orleans	12/11/77
Lee Roy Selmon (6)	3.0	at Minnesota	9/17/78
Lee Roy Selmon (7)	2.0	at N.Y. Giants	10/15/78
Dave Pear	2.0	vs. Chicago	10/22/78

Dave Pear (2)	3.0	at San Francisco	12/10/78
Charley Hannah	2.0	at San Francisco	12/10/78
Randy Crowder	2.0	at Baltimore	9/9/79
David Lewis	2.0	at Baltimore	9/9/79
Lee Roy Selmon (8)	2.0	at Baltimore	9/9/79
Lee Roy Selmon (9)	2.0	at Green Bay	9/16/79
Lee Roy Selmon (10)	2.0	vs. L.A. Rams	9/23/79
Lee Roy Selmon (11) *	2.0	vs. Philadelphia	12/29/79
Randy Crowder (2)	2.0	at Cincinnati	9/7/80
Dave Stalls	2.0	vs. Detroit	11/23/80
David Logan	2.0	vs. Minnesota	12/7/80
Lee Roy Selmon (12)	3.0	at Detroit	12/14/80
Lee Roy Selmon (13)	2.0	vs. Minnesota	9/5/81
Hugh Green	2.0	vs. Denver	11/15/81
Lee Roy Selmon (14)	2.0	at New Orleans	11/29/81
Lee Roy Selmon (15)	2.0	at Detroit	12/20/81
Andy Hawkins	2.0	vs. Washington	9/19/82
Dave Stalls (2)	2.0	vs. Chicago	1/2/83
Lee Roy Selmon (16)	2.0	vs. Detroit	9/4/83
David Logan (2)	2.0	at Dallas	10/9/83
Lee Roy Selmon (17)	3.0	vs. New Orleans	10/23/83
David Logan (3)	2.0	at Pittsburgh	10/30/83
Lee Roy Selmon (18)	2.0	at Minnesota	11/6/83
David Logan (4)	2.0	vs. Minnesota	10/7/84
John Cannon	2.0	vs. N.Y. Jets	12/16/84
Hugh Green (2)	2.0	vs. N.Y. Jets	12/16/84
Lee Roy Selmon (19)	2.0	vs. N.Y. Jets	12/16/84
Ron Holmes	2.0	vs. L.A. Rams	10/13/85
David Logan (5)	2.0	vs. L.A. Rams	10/13/85
David Logan (6)	2.0	at N.Y. Giants	11/3/85
Kevin Kellin	2.5	vs. Atlanta	9/13/87
Calvin Turner #	3.0	vs. Minnesota	10/18/87
Miles Turpin #	2.0	vs. Minnesota	10/18/87
Ron Holmes (2)	2.5	vs. Chicago	10/25/87
Chris Washington	2.0	at Green Bay	11/1/87
Chris Washington (2)	2.0	at St. Louis	11/8/87
Curt Jarvis	2.0	at L.A. Rams	11/29/87
Ron Holmes (3)	3.0	vs. St. Louis	12/20/87
Ron Holmes (4)	2.0	vs. Minnesota	10/23/88
Kevin Murphy	2.0	vs. San Francisco	9/17/89
Kevin Murphy (2)	2.0	vs. New Orleans	9/24/89
Ray Goff	2.0	vs. Detroit	10/15/89
Reuben Davis	2.0	at Chicago	11/19/89
Ervin Randle	3.0	at Detroit	9/9/90
Broderick Thomas	3.0	at Dallas	10/7/90
Broderick Thomas (2)	2.0	vs. Chicago	11/4/90
Broderick Thomas (3)	2.0	at Detroit	9/29/91
Keith McCants	2.0	vs. Green Bay	10/27/91
Tim Newton	2.0	vs. Green Bay	10/27/91
Broderick Thomas (4)	2.0	vs. Detroit	11/10/91
Broderick Thomas (5)	2.0	vs. N.Y. Giants	11/24/91
Broderick Thomas (6)	2.0	vs. Indianapolis	12/22/91
Santana Dotson	2.0	vs. Phoenix	9/6/92
Santana Dotson (2)	2.0	vs. Green Bay	9/13/92
Ray Seals	2.0	vs. Green Bay	9/13/92
Broderick Thomas (7)	3.0	at Minnesota	9/20/92
Santana Dotson (3)	2.0	vs. Minnesota	11/8/92
Ray Seals (2)	2.0	vs. Minnesota	11/8/92
Keith McCants (2)	2.0	vs. Chicago	11/15/92
Ray Seals (3)	2.0	at Chicago	9/26/93
Eric Curry	2.0	at Minnesota	10/10/93
Chidi Ahanotu	2.0	vs. Jacksonville	11/19/95
Eric Curry (2)	2.0	vs. Detroit	12/23/95
Warren Sapp	2.0	vs. Seattle	9/22/96
Lonnie Marts	2.0	vs. Oakland	11/10/96
Warren Sapp (2)	2.0	at Minnesota	12/15/96
Hardy Nickerson	2.0	vs. Chicago	12/22/96
Warren Sapp (3)	2.5	vs. San Francisco	8/31/97
Brad Culpepper	3.0	vs. Arizona	9/28/97
Chidi Ahanotu (2)	2.0	vs. Arizona	9/28/97
Chidi Ahanotu (3)	2.0	at Green Bay	10/5/97
Brad Culpepper (2)	3.0	at Atlanta	11/9/97

OWNERSHIP	Chidi Ahanotu (4)	2.0	at N.Y. Giants	11/30/97
	Warren Sapp (4)	2.0	vs. Chicago	12/21/97
	Warren Sapp (5) *	3.0	at Green Bay	1/4/98
	Warren Sapp (6)	2.0	at Green Bay	9/13/98
	Brad Culpepper (3)	2.0	vs. Green Bay	12/7/98
	Regan Upshaw	2.0	vs. Green Bay	12/7/98
	Steve White	2.0	vs. Pittsburgh	12/13/98
	John Lynch	2.0	at Washington	12/19/98
	Chidi Ahanotu (5)	3.0	at Philadelphia	9/19/99
	Warren Sapp (7)	3.0	at Philadelphia	9/19/99
	Marcus Jones	2.0	at Philadelphia	9/19/99
	Marcus Jones (2)	2.0	at Green Bay	10/10/99
	Warren Sapp (8)	2.0	at Green Bay	10/10/99
	Brad Culpepper (4)	2.0	vs. Minnesota	12/6/99
	Steve White (2) *	2.0	vs. Washington	1/15/00
	Ronde Barber	2.5	vs. Chicago	9/10/00
	Anthony McFarland	2.5	at Detroit	9/17/00
	Warren Sapp (9)	3.0	at Detroit	9/17/00
	Marcus Jones (3)	2.0	at Minnesota	10/9/00
	Marcus Jones (4)	4.0	vs. Detroit	10/19/00
	Warren Sapp (10)	2.0	vs. Detroit	10/19/00
	Warren Sapp (11)	2.0	vs. Buffalo	11/26/00
	Warren Sapp (12)	2.0	at St. Louis	12/18/00
	Warren Sapp (13)	2.0	at Detroit	11/11/01
	Steve White (3)	2.0	vs. Chicago	11/18/01
	Warren Sapp (14)	2.0	at St. Louis	11/26/01
	Simeon Rice	2.0	at Cincinnati	12/2/01
	Simeon Rice (2)	2.0	at Chicago	12/16/01
	Simeon Rice (3)	2.0	vs. New Orleans	12/23/01
	Simeon Rice (4) *	2.0	at Philadelphia	1/12/02
	Warren Sapp (15)	2.0	at Cincinnati	9/29/02
	Warren Sapp (16)	2.0	vs. Cleveland	10/13/02
	Simeon Rice (5)	2.0	at Carolina	10/27/02
	Simeon Rice(6)	2.0	vs. Minnesota	11/3/02
	Simeon Rice (7)	2.0	vs. Carolina	11/17/02
	Simeon Rice (8)	2.0	vs. Green Bay	11/24/02
	Simeon Rice (9)	3.0	at New Orleans	12/1/02
	Simeon Rice (10) **	2.0	vs. Oakland	1/26/03
	Simeon Rice (11)	2.0	at Philadelphia	9/8/03
	Simeon Rice (12)	4.0	at Washington	10/12/03
	Warren Sapp (17)	2.0	at Washington	10/12/03
	Simeon Rice (13)	2.0	at Carolina	11/9/03
	Warren Sapp (18)	2.0	vs. N.Y. Giants	11/24/03
	Simeon Rice (14)	3.0	at New Orleans	12/7/03
	Greg Spires	2.5	vs. Houston	12/14/03
	Anthony McFarland (2)	2.0	vs. Seattle	9/19/04
	Greg Spires (2)	2.0	at St. Louis	10/18/04
	Simeon Rice (15)	2.0	vs. Chicago	10/24/04
	Simeon Rice (16)	2.0	vs. Atlanta	12/5/04
	Derrick Brooks	2.0	vs. Atlanta	12/5/04
	Simeon Rice (17)	3.0	vs. New Orleans	12/19/04
	Simeon Rice (18)	2.0	vs. Washington	11/13/05
	Simeon Rice (19)	2.0	vs. Atlanta	12/24/05
	Simeon Rice (20)	2.0	vs. New Orleans	1/1/06
	Ellis Wymys	2.0	vs. Cincinnati	10/15/06
	Greg Spires (3)	2.0	at Cleveland	12/24/06
	Gaines Adams	2.0	at Atlanta	11/18/07
	Stylez G. White	2.0	at Atlanta	11/18/07
	Stylez G. White (2)	2.5	at Houston	12/9/07
	Gaines Adams (2)	2.0	vs. Atlanta	9/14/08
	Gaines Adams (3)	2.0	at Dallas	10/26/08
	Jimmy Wilkerson	2.0	at Detroit	11/23/08
	Jimmy Wilkerson (2)	3.0	at Philadelphia	10/11/09
	Stylez G. White (3)	2.5	at Atlanta	11/29/09
	Tim Crowder	2.0	at Carolina	9/19/10
	Gerald McCoy	2.0	at Baltimore	11/28/10
	Geno Hayes	2.0	vs. Seattle	12/26/10
	Michael Bennett	2.0	vs. Indianapolis	10/3/11
	Michael Bennett (2)	2.0	at Dallas	9/23/12
	Gerald McCoy (2)	2.0	at Dallas	9/23/12
	Michael Bennett (3)	2.0	vs. Philadelphia	12/9/12
	Gerald McCoy (3)	2.0	vs. Philadelphia	12/9/12
#14 RECORDS	* Playoff game			
	** Super Bowl XXXVII			

MULTIPLE-SACK GAMES SUMMARY

Simeon Rice (20**), Lee Roy Selmon (19), Warren Sapp (18), Broderick Thomas (7), David Logan (6), Chidi Ahanotu (5), Brad Culpepper (4), Ron Holmes (4), Marcus Jones (4), Gaines Adams (3), Michael Bennett (3), Santana Dotson (3), **Gerald McCoy (3)** Ray Seals (3), Greg Spires (3), Chris Washington (3), Steve White (3), Stylez G. White (3), Randy Crowder (2), Eric Curry (2), Hugh Green (2), Keith McCants (2), Anthony McFarland (2), Kevin Murphy (2), Dave Pear (2), Council Rudolph (2), Dave Stalls (2), Jimmy Wilkerson (2), Ronde Barber (1), Derrick Brooks (1), John Cannon (1), Tim Crowder (1), Reuben Davis (1), Ray Goff (1), Charley Hannah (1), Andy Hawkins (1), Geno Hayes (1), Curt Jarvis (1), David Kellin (1), David Lewis (1), John Lynch (1), Lonnie Marts (1), Tim Newton (1), Hardy Nickerson (1), Ervin Randle (1), Miles Turpin (1), Calvin Turner (1), Regan Upshaw (1), Ellis Wyms (1)

TOP OPPONENT PERFORMANCES

100-YARD RUSHING GAMES (143)

PLAYER	ATT.	YARDS	OPPONENT	DATE
Ronnie Coleman	25	142	at Houston	9/12/76
Bob Malone	22	118	vs. Miami	10/24/76
Otis Armstrong	18	116	at Denver	11/7/76
Clark Gaines	27	103	at N.Y. Jets	11/14/76
Rocky Bleier	29	118	at Pittsburgh	12/5/76
Andy Johnson	14	127	vs. New England	12/12/76
Walter Payton	33	101	vs. Chicago	12/4/77
Haskel Stanback	23	112	vs. Atlanta	9/24/78
Horace King	12	104	at Detroit	11/12/78
Roland Harper	25	144	at Chicago	11/26/78
Walter Payton (2)	27	105	at Chicago	11/26/78
Billy Taylor	33	148	at Chicago	10/7/79
Cullen Bryant *	18	106	vs. L.A. Rams	1/6/80
Tony Dorsett	20	100	at Dallas	9/21/80
Walter Payton (3)	28	133	at Chicago	10/6/80
Earl Campbell	33	203	at Houston	10/19/80
Walter Payton (4)	29	130	vs. Chicago	12/20/80
Wilbert Montgomery	22	119	at Philadelphia	10/25/81
Ted Brown	31	129	at Minnesota	11/8/81
George Rogers	23	120	at New Orleans	11/29/81
John Riggins	34	136	vs. Washington	9/19/82
Walter Payton (5)	26	109	vs. Chicago	1/2/83
Tony Dorsett (2) *	26	110	at Dallas	1/9/83
Matt Suhey	19	112	vs. Chicago	11/20/83
Walter Payton (6)	22	106	vs. Chicago	11/20/83
Wendell Tyler	16	102	at San Francisco	12/4/83
Billy Sims	16	100	at Detroit	10/14/84
Eric Dickerson	28	191	vs. L.A. Rams	11/25/84
Walter Payton (7)	17	120	at Chicago	9/8/85
Joe Morris	26	132	at N.Y. Giants	11/3/85
Eddie Lee Ivery	13	109	at Green Bay	12/1/85
Gerry Ellis	9	101	at Green Bay	12/1/85
Randy McMillan	13	108	vs. Indianapolis	12/15/85
Gerald Riggs	27	129	vs. Atlanta	9/28/86
Eric Dickerson (2)	30	207	at L.A. Rams	10/5/86
Stump Mitchell	20	126	vs. St. Louis	10/12/86
Reuben Mayes	24	172	at New Orleans	10/19/86
Walter Payton (8)	20	139	vs. Chicago	11/9/86
Neal Anderson	16	115	at Chicago	9/20/87
Darrin Nelson	17	103	at Minnesota	11/15/87
Charles White	29	137	at L.A. Rams	11/29/87
Stump Mitchell (2)	23	101	vs. St. Louis	12/20/87
Eric Dickerson (3)	33	196	at Indianapolis	12/27/87
Stump Mitchell (3)	18	110	vs. Phoenix	9/18/88
James Brooks	17	131	at Cincinnati	10/29/89
Neal Anderson (2)	15	100	at Chicago	11/19/89
Barry Sanders	21	104	at Detroit	12/17/89
Emmitt Smith	23	121	at Dallas	10/7/90
Craig Heyward	20	155	at New Orleans	11/11/90
Mike Rozier	23	115	vs. Atlanta	12/2/90
Barry Sanders (2)	27	160	at Detroit	9/29/91
Terry Allen	14	127	at Minnesota	11/3/91
Barry Sanders (3)	23	118	vs. Detroit	11/10/91
Mark Higgs	25	131	at Miami	12/1/91
Herschel Walker	16	126	vs. Minnesota	12/8/91

OWNERSHIP

Barry Sanders (4)	21	122
Marion Butts	22	104
Rodney Hampton	29	134
Neal Anderson (3)	23	104
Barry Sanders (5)	22	130
Darrell Thompson	21	105
Barry Sanders (6)	29	187
Reggie Brooks	20	128
Marshall Faulk	18	104
Barry Sanders (7)	20	166
Ricky Watters	14	103
Terry Allen (2)	17	113
Barry Sanders (8)	26	237
Chris Warren	16	116
Edgar Bennett	21	100
Derrick Moore	21	123
Rashaan Salaam	27	134
Barry Sanders (9)	20	125
Terrell Davis	22	137
Robert Smith	18	133
Raymont Harris	19	118
Anthony Johnson	26	111
Leroy Hoard	20	101
Barry Sanders (10)	24	215
Raymont Harris (2)	33	116
Dorsey Levens *	25	112
Barry Sanders (11)	27	131
Eddie George	27	134
Fred Taylor	20	128
Greg Hill	16	123
Napolean Kaufman	8	122
Tyrone Wheatley	19	111
Stephen Davis	28	141
James Stewart	29	116
Jerome Bettis	17	143
Ahman Green	24	169
Anthony Thomas	31	173
Deuce McAllister	31	109
Duce Staley	24	152
Michael Bennett	10	114
Stephen Davis (2)	33	142
Garrison Hearst	20	117
Deuce McAllister (2)	26	110
Ahman Green (2)	21	109
Fred Taylor (2)	29	118
Clinton Portis	29	148
Tyrone Wheatley (2)	18	102
Deuce McAllister (3)	21	102
Nick Goings	23	106
LaDainian Tomlinson	25	131
Nick Goings (2)	33	127
Kevan Barlow	26	101
Clinton Portis (2)	23	144
Warrick Dunn	21	134
Michael Vick	14	127
Deuce McAllister (4)	15	123
Brian Westbrook	13	101
Shaun Alexander	27	105
Steven Jackson	30	115
Kenton Keith	28	121
DeAngelo Williams	20	121
Jamaal Charles	18	106
DeAngelo Williams (2)	19	186
Jonathan Stewart	15	115
Michael Turner	32	152
Michael Bush	27	177
Fred Jackson	28	163
Ahmad Bradshaw	14	104
DeAngelo Williams (3)	30	152
Jonathan Stewart (2)	17	110
Ricky Williams	20	110

vs. Detroit	10/25/92
at San Diego	11/22/92
at N.Y. Giants	9/12/93
at Chicago	9/26/93
vs. Detroit	10/3/93
vs. Green Bay	10/24/93
at Detroit	11/7/93
vs. Washington	12/5/93
vs. Indianapolis	9/11/94
vs. Detroit	10/2/94
at San Francisco	10/23/94
vs. Minnesota	10/30/94
at Detroit	11/13/94
at Seattle	11/20/94
vs. Green Bay	12/24/94
at Carolina	10/1/95
at Chicago	12/17/95
at Detroit	9/8/96
at Denver	9/15/96
vs. Minnesota	10/8/96
at Chicago	11/3/96
at Carolina	12/1/96
at Minnesota	12/15/96
vs. Detroit	10/12/97
at Chicago	11/23/97
at Green Bay	1/4/98
at Detroit	9/28/98
vs. Tennessee	11/8/98
at Jacksonville	11/15/98
at Detroit	10/31/99
at Oakland	12/19/99
at Oakland	12/19/99
at Washington	10/1/00
vs. Detroit	10/19/00
vs. Pittsburgh	10/21/01
at Green Bay	11/4/01
at Chicago	12/16/01
vs. New Orleans	9/8/02
at Philadelphia	10/20/02
vs. Minnesota	11/3/02
vs. Carolina	9/14/03
at San Francisco	10/19/03
vs. New Orleans	11/2/03
vs. Green Bay	11/16/03
at Jacksonville	11/30/03
at Washington	9/12/04
at Oakland	9/26/04
at New Orleans	10/10/04
at Carolina	11/28/04
at San Diego	12/12/04
vs. Carolina	12/26/04
at San Francisco	10/30/05
vs. Washington	11/13/05
at Atlanta	9/17/06
at Atlanta	9/17/06
at New Orleans	10/8/06
vs. Philadelphia	10/22/06
at Seattle	9/9/07
vs. St. Louis	9/23/07
at Indianapolis	10/7/07
vs. Carolina	12/30/07
at Kansas City	11/2/08
at Carolina	12/8/08
at Carolina	12/8/08
at Atlanta	12/14/08
vs. Oakland	12/28/08
at Buffalo	9/20/09
vs. N.Y. Giants	9/27/09
vs. Carolina	10/18/09
vs. Carolina	10/18/09
at Miami	11/15/09

PLAYERS

2012 REVIEW

HISTORY

RECORDS

SIDELINES

Jonathan Stewart (3)	26	120	at Carolina	12/6/09
Jason Snelling	25	147	vs. Atlanta	1/3/10
Rashard Mendenhall	19	143	vs. Pittsburgh	9/26/10
Cedric Benson	23	144	at Cincinnati	10/10/10
Chris Ivory	15	158	vs. New Orleans	10/17/10
Steven Jackson (2)	22	110	vs. St. Louis	10/24/10
Michael Turner (2)	24	107	at Atlanta	11/7/10
Mike Goodson	23	100	vs. Carolina	11/14/10
Ryan Torain	24	172	at Washington	12/12/10
Maurice Morris	15	109	vs. Detroit	12/19/10
Adrian Peterson	25	120	at Minnesota	9/18/11
Frank Gore	20	125	at San Francisco	10/9/11
Matt Forte	25	145	vs. Chicago (London)	10/23/11
Chris Johnson	23	190	at Tennessee	11/27/11
Felix Jones	22	108	vs. Dallas	12/17/11
Michael Turner (3)	17	172	at Atlanta	1/1/12
Alfred Morris	21	113	vs. Washington	9/30/12
Adrian Peterson (2)	15	123	at Minnesota	10/25/12

* Playoff game

100-YARD RUSHERS SUMMARY

Barry Sanders (11), Walter Payton (8), Deuce McAllister (4), Neal Anderson (3), Eric Dickerson (3), Stump Mitchell (3), Jonathan Stewart (3), Michael Turner (3), DeAngelo Williams (3), Terry Allen (2), Stephen Davis (2), Tony Dorsett (2*), Nick Goings (2), Ahman Green (2), Raymont Harris (2), Steven Jackson (2), Adrian Peterson (1), Clinton Portis (2), Fred Taylor (2), Tyrone Wheatley (2), Shaun Alexander (1), Otis Armstrong (1), Kevin Barlow (1), Edgar Bennett (1), Cedric Benson (1), Michael Bennett (1), Jerome Bettis (1), Rocky Bleier (1), Ahmad Bradshaw (1), James Brooks (1), Reggie Brooks (1), Ted Brown (1), Cullen Bryant (1*), Michael Bush (1), Marion Butts (1), Earl Campbell (1), Jamaal Charles (1), Ronnie Coleman (1), Terrell Davis (1), Warrick Dunn (1), Gerry Ellis (1), Marshall Faulk (1), Matt Forte (1), Clark Gaines (1), Eddie George (1), Mike Goodson (1), Frank Gore (1), Rodney Hampton (1), Roland Harper (1), Garrison Hearst (1), Craig Heyward (1), Mark Higgs (1), Greg Hill (1), Leroy Hoard (1), Eddie Lee Ivey (1), Chris Ivory (1), Fred Jackson (1), Andy Johnson (1), Anthony Johnson (1), Chris Johnson (1), Felix Jones (1), Napoleon Kaufman (1), Kenton Keith (1), Horace King (1), Dorsey Levens (1*), Bob Malone (1), Reuben Mayes (1), Randy McMillan (1), Rashard Mendenhall (1), Wilbert Montgomery (1), Derrick Moore (1), Alfred Morris (1), Joe Morris (1), Maurice Morris (1), Darrin Nelson (1), John Riggins (1), Gerald Riggs (1), George Rogers (1), Mike Rozier (1), Rashaan Salaam (1), Billy Sims (1), Emmitt Smith (1), Robert Smith (1), Jason Snelling (1), Duce Staley (1), Haskel Stanback (1), James Stewart (1), Matt Suhey (1), Billy Taylor (1), Anthony Thomas (1), Darrell Thompson (1), LaDainian Tomlinson (1), Ryan Torain (1), Wendell Tyler (1), Michael Vick (1), Herschel Walker (1), Chris Warren (1), Ricky Watters (1), Brian Westbrook (1), Charles White (1), Ricky Williams (1)

100-YARD RECEIVING GAMES (154)

PLAYER	ATT.	YARDS	OPPONENT	DATE
Bob Chandler	5	110	vs. San Diego	12/26/76
Cliff Branch	5	110	at Oakland	11/28/76
Johnny Perkins	4	110	vs. N.Y. Giants	9/2/78
James Scott	5	105	vs. Chicago	10/22/78
Willie Miller	6	105	at L.A. Rams	11/5/78
David Hill	7	106	at Detroit	11/12/78
Paul Coffman	7	106	vs. Green Bay	10/21/79
Ahmad Rashad	7	117	at Minnesota	10/28/79
Fred Scott	9	148	at Detroit	11/11/79
Eddie Lee Ivey	11	128	vs. Green Bay	10/12/80
Paul Coffman (2)	9	109	vs. Green Bay	10/12/80
Aundra Thompson	7	102	vs. Green Bay	10/12/80
Sammy White	6	120	at Minnesota	11/16/80
Leonard Thompson	5	106	at Detroit	12/14/80
Joe Senser	8	101	at Minnesota	11/8/81
James Lofton	6	102	vs. Green Bay	11/22/81
Wes Chandler	8	112	vs. San Diego	12/13/81
Walter Payton	6	115	at Chicago	9/11/83
Ron Springs	11	126	at Dallas	10/9/83
Tony Galbreath	11	110	at Minnesota	11/6/83
Mike Jones	6	110	vs. Minnesota	10/7/84
Carlos Carson	7	131	at Kansas City	10/28/84
Emery Moorehead	8	114	vs. Chicago	10/6/85
Tony Collins	6	109	vs. New England	10/27/85
Al Toon	6	133	at N.Y. Jets	11/17/85
James Lofton (2)	6	106	at Green Bay	12/1/85
Mike Jones (2)	4	104	at Minnesota	12/8/85
Dwight Clark	7	100	vs. San Francisco	9/7/86

OWNERSHIP	Jeff Chadwick	5	106	at Detroit	9/21/86
	Charlie Brown	7	110	vs. Atlanta	9/28/86
	Pete Metzelaars	7	113	vs. Buffalo	11/2/86
	Willie Gault	4	116	vs. Chicago	11/9/86
	Al Williams #	5	110	vs. San Diego	10/11/87
	Robert Awalt	9	124	at St. Louis	11/8/87
	Jerry Rice	7	103	vs. San Francisco	11/22/87
	Eric Martin	2	101	at New Orleans	12/6/87
	J.T. Smith	6	103	vs. Phoenix	9/18/88
	Jay Novacek	5	102	vs. Phoenix	9/18/88
	Walter Stanley	6	107	vs. Green Bay	10/2/88
	Bill Brooks	7	139	at Indianapolis	10/16/88
	Anthony Carter	6	123	vs. Minnesota	10/23/88
	Jerry Rice (2)	8	122	vs. San Francisco	9/17/89
	Tim McGee	5	127	at Cincinnati	10/29/89
	Sterling Sharpe	8	169	vs. Green Bay	12/3/89
	Jason Phillips	10	115	at Detroit	12/17/89
	Louis Lipps	4	137	vs. Pittsburgh	12/24/89
	Robert Clark	6	117	at Detroit	9/9/90
	Hassan Jones	5	101	at Minnesota	9/30/90
	Sterling Sharpe (2)	7	139	vs. Green Bay	10/14/90
	Hassan Jones (2)	7	162	vs. Minnesota	12/16/90
	Anthony Carter (2)	8	106	vs. Minnesota	12/16/90
	Brett Perriman	6	127	vs. Detroit	11/10/91
	Tony Martin	5	106	at Miami	12/1/91
	Brett Perriman (2)	9	117	at Detroit	9/27/92
	Tom Waddle	3	114	at Chicago	10/18/92
	Herman Moore	3	108	vs. Detroit	10/25/92
	Michael Haynes	5	113	vs. Atlanta	12/13/92
	Jerry Rice (3)	7	118	at San Francisco	12/19/92
	Sterling Sharpe (3)	10	147	vs. Green Bay	10/24/93
	Andre Rison	11	147	at Atlanta	10/31/93
	Jerry Rice (4)	8	172	vs. San Francisco	11/14/93
	Anthony Carter (3)	9	104	vs. Minnesota	11/21/93
	Alexander Wright	6	104	at L.A. Raiders	12/19/93
	Anthony Miller	7	117	vs. San Diego	1/2/94
	Qadry Ismail	6	101	at Minnesota	11/27/94
	Desmond Howard	5	130	vs. Washington	12/4/94
	Sterling Sharpe (4)	9	132	vs. Green Bay	12/24/94
	Bert Emanuel	9	121	vs. Atlanta	10/22/95
	Eric Metcalf	4	106	vs. Atlanta	10/22/95
	Brett Perriman (3)	10	125	at Detroit	11/12/95
	Herman Moore (2)	9	104	at Detroit	11/12/95
	Pete Mitchell	10	161	vs. Jacksonville	11/19/95
	Robert Brooks	6	114	at Green Bay	11/26/95
	Cris Carter	6	136	at Minnesota	12/3/95
	Robert Brooks (2)	9	122	vs. Green Bay	12/10/95
	Jeff Graham	5	102	at Chicago	12/17/95
	Brett Perriman (4)	5	135	vs. Detroit	12/23/95
	Herman Moore (3)	10	105	vs. Detroit	12/23/95
	Herman Moore (4)	9	104	vs. Detroit	9/29/96
	Curtis Conway	9	120	vs. Chicago	12/22/96
	Barry Sanders	8	102	at Detroit	9/7/97
	Jake Reed	6	131	at Minnesota	9/14/97
	Rob Moore	8	147	vs. Arizona	9/28/97
	Herman Moore (5)	5	120	vs. Detroit	10/12/97
	Jake Reed (2)	6	117	vs. Minnesota	11/1/98
	Antonio Freeman	7	152	at Green Bay	10/10/99
	Bill Schroeder	7	158	at Green Bay	10/10/99
	Johnnie Morton	7	107	vs. Detroit	12/12/99
	Ricky Proehl *	6	100	at St. Louis	1/23/00
	Randy Moss	5	118	at Minnesota	10/9/00
	Cris Carter (2)	7	115	vs. Minnesota	10/29/00
	Eric Moulds	8	102	vs. Buffalo	11/26/00
	Torry Holt	9	165	vs. St. Louis	12/18/00
	Bill Schroeder (2)	4	119	vs. Green Bay	10/7/01
	Marty Booker	7	165	vs. Chicago	11/18/01
	Torry Holt (2)	8	139	at St. Louis	11/26/01
	Joe Horn	8	108	vs. New Orleans	9/8/02
	Torry Holt (3)	12	139	vs. St. Louis	9/23/02
	Joe Horn (2)	5	106	at New Orleans	12/1/02

Plaxico Burress	5	127	vs. Pittsburgh	12/23/02
Marvin Harrison	11	176	vs. Indianapolis	10/6/03
Terrell Owens	6	152	at San Francisco	10/19/03
Ricky Proehl (2)	3	133	at Carolina	11/9/03
Jimmy Smith	10	136	at Jacksonville	11/30/03
Joe Horn (3)	9	118	at New Orleans	12/7/03
Torry Holt (4)	6	124	at St. Louis	10/18/04
Tony Gonzalez	9	123	vs. Kansas City	11/7/04
Eddie Kennison	6	104	vs. Kansas City	11/7/04
Alge Crumpler	4	118	at Atlanta	11/14/04
Eric Parker	6	118	at San Diego	12/12/04
Muhsin Muhammad	8	115	vs. Carolina	12/26/04
Steve Smith	5	106	vs. Carolina	11/6/05
Roddy White	4	108	at Atlanta	11/20/05
Steve Smith (2)	5	103	at Carolina	12/11/05
David Givens	6	137	at New England	12/17/05
Steve Smith (3)	7	112	vs. Carolina	9/24/06
T.J. Houshmandzadeh	10	102	vs. Cincinnati	10/15/06
Brian Westbrook	7	113	vs. Philadelphia	10/22/06
Marques Colston	11	123	vs. New Orleans	11/5/06
Devery Henderson	3	111	vs. New Orleans	11/5/06
Steve Smith (4)	8	149	at Carolina	11/13/06
Terrell Owens (2)	8	107	at Dallas	11/23/06
Desmond Clark	7	125	at Chicago	12/17/06
Reggie Bush	8	112	at New Orleans	9/7/08
Brandon Lloyd	6	124	at Chicago	9/21/08
Greg Jennings	6	109	vs. Green Bay	9/28/08
Steve Smith (5)	6	112	vs. Carolina	10/12/08
Marques Colston (2)	6	106	vs. New Orleans	11/30/08
Steve Smith (6)	9	117	at Carolina	12/8/08
Vincent Jackson	7	111	vs. San Diego	12/21/08
Patrick Crayton	4	135	vs. Dallas	9/13/09
Jeremy Maclin	6	142	at Philadelphia	10/11/09
Wes Welker	10	107	vs. New England (London)	10/25/09
James Jones	4	103	vs. Green Bay	11/8/09
Mike Wallace	3	100	vs. Pittsburgh	9/26/10
Terrell Owens (3)	7	102	at Cincinnati	10/10/10
Steve Breaston	8	147	at Arizona	10/31/10
Calvin Johnson	10	152	vs. Detroit	12/19/10
Julio Jones	6	115	vs. Atlanta	9/25/11
Roddy White	9	140	vs. Atlanta	9/25/11
Pierre Garcon	2	146	vs. Indianapolis	10/3/11
Marques Colston (3)	7	118	vs. New Orleans	10/16/11
Jimmy Graham	7	124	vs. New Orleans	10/16/11
Arian Foster	4	102	vs. Houston	11/14/11
Jordy Nelson	6	123	at Green Bay	11/20/11
Brandon LaFell	3	103	at Carolina	12/24/11
Steve Smith (7)	7	106	vs. Carolina	9/9/12
Victor Cruz	11	179	at N.Y. Giants	9/16/12
Hakeem Nicks	10	199	at N.Y. Giants	9/16/12
Miles Austin	5	107	at Dallas	9/23/12
Lance Moore	9	121	vs. New Orleans	10/21/12
Danario Alexander	5	134	vs. San Diego	11/11/12
Julio Jones	6	147	vs. Atlanta	11/25/12
Jason Avant	7	133	vs. Philadelphia	12/9/12
Jeremy Maclin	9	104	vs. Philadelphia	12/9/12
Lance Kendricks	4	119	vs. St. Louis	12/23/12
# Replacement game				

* Playoff game

100-YARD RECEIVERS SUMMARY

Steve Smith (7), Herman Moore (5), Torry Holt (4), Brett Perriman (4), Jerry Rice (4), Sterling Sharpe (4), Anthony Carter (3), Marques Colston (3), Joe Horn (3), Robert Brooks (2), Cris Carter (2), Paul Coffman (2), Hassan Jones (2), Julio Jones (2), Mike Jones (2), James Lofton (2), Jeremy Maclin (2), Terrell Owens (2), Ricky Proehl (2*), Jake Reed (2), Billy Schroeder (2), Danario Alexander (1) Miles Austin (1), Jason Avant (1), Robert Awalt (1), Marty Booker (1), Cliff Branch (1), Steve Breaston (1), Bill Brooks (1), Charlie Brown (1), Plaxico Burress (1), Reggie Bush (1), Carlos Carson (1), Jeff Chadwick (1), Bob Chandler (1), Wes Chandler (1), Desmond Clark (1), Dwight Clark (1), Robert Clark (1), Tony Collins (1), Curtis Conway (1), Patrick Crayton (1), Alge Crumpler (1), Victor Cruz (1), Bert Emanuel (1), Arian Foster (1), Antonio Freeman (1), Tony Galbreath (1), Pierre Garcon (1), Willie Gault (1), David Givens (1), Tony Gonzalez (1), Jeff Graham

(1), Jimmy Graham (1), Marvin Harrison (1), Michael Haynes (1), Devery Henderson (1), David Hill (1), T. J. Houshmandzadeh (1), Desmond Howard (1), Qadry Ismail (1), Eddie Lee Ivey (1), Vincent Jackson (1), Greg Jennings (1), Calvin Johnson (1), James Jones (1), Lance Kendricks (1), Eddie Kennison (1), Louis Lipps (1), Brandon Lloyd (1), Eric Martin (1), Tony Martin (1), Tim McGee (1), Eric Metcalf (1), Pete Metzelaars (1), Anthony Miller (1), Willie Miller (1), Pete Mitchell (1), Lance Moore (1), Rob Moore (1), Emery Moorehead (1), Johnnie Morton (1), Randy Moss (1), Eric Moulds (1), Muhsin Muhammad (1), Jordy Nelson (1), Hakeem Nicks (1), Jay Novacek (1), Eric Parker (1), Walter Payton (1), Johnny Perkins (1), Jason Phillips (1), Ahmad Rashad (1), Andre Rison (1), Barry Sanders (1), Fred Scott (1), James Scott (1), Joe Sensor (1), Jimmy Smith (1), J.T. Smith (1), Ron Springs (1), Walter Stanley (1), Aundra Thompson (1), Leonard Thompson (1), Al Toon (1), Tom Waddle (1), Mike Wallace (1), Wes Welker (1), Brian Westbrook (1), Roddy White (2), Sammy White (1), Al Williams (1#), Alexander Wright (1)

300-YARD PASSING GAMES (65)

PLAYER	ATT.	COMP.	YARDS	TD	OPPONENT	DATE
Brian Sipe	32	22	318	3	vs. Cleveland	9/28/80
Lynn Dickey	51	35	418	1	vs. Green Bay	10/12/80
Tommy Kramer	37	24	324	2	at Minnesota	11/16/80
Gary Danielson	44	29	360	1	at Detroit	12/14/80
Steve Dils	62	37	361	1	vs. Minnesota	9/5/81
Dan Fouts	49	33	351	1	vs. San Diego	12/13/81
Ken Stabler	43	29	333	1	at New Orleans	12/5/82
Danny White *	45	27	312	2	at Dallas	1/9/83
Danny White (2)	44	29	377	2	at Dallas	10/9/83
Tommy Kramer (2)	47	27	386	2	vs. Minnesota	10/7/84
Bill Kenney	46	26	332	2	at Kansas City	10/28/84
Dan Marino	39	27	302	3	at Miami	10/20/85
Ken O'Brien	30	23	367	5	at N.Y. Jets	11/17/85
Tommy Kramer (3)	36	21	309	0	at Minnesota	12/8/85
Joe Montana	46	32	356	1	vs. San Francisco	9/7/86
Eric Hipple	46	31	318	0	at Detroit	9/21/86
Jim Kelly	29	14	342	3	vs. Buffalo	11/2/86
Wade Wilson	33	22	339	3	at Minnesota	11/30/86
Neil Lomax	36	25	314	3	at St. Louis	11/8/87
Joe Montana (2)	45	29	304	3	vs. San Francisco	11/22/87
Randy Wright	51	28	321	1	vs. Green Bay	10/2/88
Wade Wilson (2)	30	22	335	3	vs. Minnesota	10/23/88
Don Majkowski	53	25	331	2	vs. Green Bay	12/3/89
Don Majkowski (2)	42	25	355	1	vs. Green Bay	10/14/90
Wade Wilson (3)	39	24	374	1	vs. Minnesota	12/16/90
Jim Kelly (2)	35	20	322	1	vs. Buffalo	9/22/91
Dan Marino (2)	32	20	307	2	at Miami	12/1/91
Rodney Peete	31	20	323	1	at Detroit	9/27/92
Jim Everett	38	25	342	3	vs. L.A. Rams	12/6/92
Wade Wilson (4)	26	19	324	5	vs. Atlanta	12/13/92
Steve Young	29	23	311	4	vs. San Francisco	11/14/93
Brett Favre	39	30	306	3	at Green Bay	9/25/94
Warren Moon	48	33	332	1	vs. Minnesota	10/15/95
Scott Mitchell	41	26	352	2	vs. Detroit	12/23/95
Scott Mitchell (2)	50	29	331	2	at Detroit	9/7/97
Brad Johnson	44	29	334	1	at Minnesota	9/14/97
Kent Graham	52	31	339	1	vs. Arizona	9/28/97
Brett Favre (2)	40	22	390	2	at Green Bay	10/10/99
Daunte Culpepper	53	29	313	1	vs. Minnesota	10/29/00
Kurt Warner	32	20	316	2	vs. St. Louis	12/18/00
Daunte Culpepper (2)	44	30	322	1	at Minnesota	9/30/01
Kurt Warner (2)	45	30	301	0	vs. St. Louis	9/23/02
Peyton Manning	47	34	386	2	vs. Indianapolis	10/6/03
Trent Green	42	32	369	3	vs. Kansas City	11/7/04
Michael Vick	38	21	306	2	at Atlanta	11/20/05
Donovan McNabb	35	22	302	3	vs. Philadelphia	10/22/06
Drew Brees	32	24	314	3	vs. New Orleans	11/5/06
Tony Romo	29	22	306	5	at Dallas	11/23/06
Rex Grossman	44	29	339	2	at Chicago	12/17/06
Jason Campbell	49	30	301	1	vs. Washington	11/25/07
Drew Brees (2)	32	23	343	3	at New Orleans	9/7/08
Tony Romo (2)	27	16	353	3	vs. Dallas	9/13/09
Tom Brady	32	23	308	3	vs. New England	10/25/09
Matthew Stafford	33	24	305	3	vs. Detroit	9/11/11
Matt Ryan	47	26	330	1	vs. Atlanta	9/25/11
Drew Brees (3) * <i>Playoff game</i>	45	29	383	1	vs. New Orleans	10/16/11

Cam Newton	33	23	303	1	vs. Carolina	9/9/12
Eli Manning	51	31	510	3	at N.Y. Giants	9/16/12
Robert Griffin III	35	26	323	0	vs. Washington	9/30/12
Drew Brees (4)	37	27	377	4	vs. New Orleans	10/21/12
Carson Palmer	61	39	414	4	at Oakland	11/4/12
Philip Rivers	37	29	337	3	vs. San Diego	11/11/12
Matt Ryan (2)	32	26	353	1	vs. Atlanta	11/25/12
Nick Foles	51	32	381	2	vs. Philadelphia	12/9/12
Drew Brees (5)	39	26	307	4	at New Orleans	12/16/12

* *Playoff game*

300-YARD PASSERS SUMMARY

Drew Brees (5), Wade Wilson (4), Tommy Kramer (3), Daunte Culpepper (2), Brett Farve (2), Jim Kelly (2), Don Majkowski (2), Dan Marino (2), Scott Mitchell (2), Joe Montana (2), Tony Romo (2), Matt Ryan (2), Kurt Warner (2), Danny White (2*), Tom Brady (1), Jason Campbell (1), Gary Danielson (1), Lynn Dickey (1), Steve Dils (1), Jim Everett (1), Nick Foles (1), Dan Fouts (1), Kent Graham (1), Trent Green (1), Robert Griffin III (1), Rex Grossman (1), Eric Hipple (1), Brad Johnson (1), Bill Kenney (1), Neil Lomax (1), Eli Manning (1), Peyton Manning (1), Donovan McNabb (1), Warren Moon (1), Cam Newton (1), Ken O'Brien (1), Carson Palmer (1), Rodney Peete (1), Philip Rivers (1), Brian Sipe (1), Ken Stabler (1), Matthew Stafford (1), Michael Vick (1), Randy Wright (1), Steve Young (1)

LONGEST PLAYS/ALL TIME

PASSING

Player	Yards	Opponent	Date
Josh Freeman to Vincent Jackson	95	vs. New Orleans	10/21/12
Vinny Testaverde to Willie Drewrey	89t	vs. Atlanta	12/2/90
Vinny Testaverde to Willie Drewrey	87t	at Green Bay	9/15/91
Doug Williams to Kevin House	84t	at Detroit	12/20/81
Vinny Testaverde to Tyji Armstrong	81t	vs. L.A. Rams	12/6/92
Doug Williams to Jimmie Giles	81t	vs. Chicago	11/1/81
Brian Griese to Joey Galloway	80t	vs. Detroit	10/2/05
Jack Thompson to Jimmie Giles	80	at Dallas	10/9/83
Trent Dilfer to Reidel Anthony	79t	at Jacksonville	11/15/98
Chris Simms to Joey Galloway	78t	at San Francisco	10/30/05
Vinny Testaverde to Mark Carrier	78t	at Chicago	11/19/89

RUSHING

Player	Yards	Opponent	Date
Michael Pittman	78t	vs. Kansas City	11/7/04
Warrick Dunn	76	vs. Chicago	12/21/97
James Wilder	75t	at Minnesota	11/6/83
Jerry Ellison	75	vs. Detroit	12/23/95
Carnell Williams	71t	at Minnesota	9/11/05
Warrick Dunn	70t	vs. Dallas	12/3/00
Doug Martin	70t	at Oakland	11/4/12
Earnest Graham	68t	vs. Atlanta	9/14/08
Gary Anderson	64t	vs. Chicago	9/8/91
Michael Pittman	64	vs. New Orleans	1/1/06
Jerry Eckwood	61t	at Chicago	9/30/79
Earnest Graham	61	at Cincinnati	10/10/10
Thomas Jones	61	vs. Green Bay	11/16/03

KICKOFF RETURNS

Player	Yards	Opponent	Date
Sammie Stroughter	97t	vs. Carolina	10/18/09
Clifton Smith	97t	at Kansas City	11/2/08
Micheal Spurlock	90t	vs. Atlanta	12/16/07
Micheal Spurlock	89t	at Atlanta	11/7/10
Aaron Stecker	86	vs. New Orleans	12/23/01
Clifton Smith	83	vs. Green Bay	11/8/09
Micheal Spurlock	79	vs. Seattle	12/26/10
Sammie Stroughter	78	vs. Detroit	9/11/11
Vernon Turner	77	vs. Minnesota	10/30/94
Clifton Smith	72	vs. San Diego	12/21/08

FIELD GOALS

Player	Yards	Opponent	Date
Matt Bryant	62	vs. Philadelphia	10/22/06
Connor Barth	57	vs. Washington	9/30/12
Michael Husted	57	at L.A. Raiders	12/19/93
Connor Barth	55	at Denver	12/2/12
Connor Barth	55	vs. Houston	11/14/11
Martin Gramatica	55	vs. Detroit	10/19/00
Donald Igwebuike	55	at Minnesota	11/30/86
Connor Barth	54	at Miami	11/15/09
Martin Gramatica	54	vs. Green Bay	11/12/00
Michael Husted	54	at Atlanta	11/9/97
Michael Husted	54	vs. Minnesota	11/21/93
Steve Christie	54	vs. Detroit	9/23/90

There have been 54 50-yard or longer field goals:

Gramatica 15, Barth 10, Husted 10, Igwebuike 9, Capece 4, Bryant 2, Christie 2, Taylor 1, Tiffin 1

PUNT RETURNS

Player	Yards	Opponent	Date
Jacquez Green	95t	at Green Bay	9/13/98
Karl Williams	88t	vs. Chicago	12/22/96
Karl Williams	84t	vs. New Orleans	12/23/01
Vernon Turner	80t	vs. Detroit	10/2/94
Micheal Spurlock	77t	at New Orleans	12/27/09
Karl Williams	73t	vs. Buffalo	11/26/00
Karl Williams	72	at Minnesota	12/15/96
Clifton Smith	70t	at Detroit	11/23/08
Karl Williams	63	at Indianapolis	11/2/97
Karl Williams	61t	vs. Chicago	12/21/97

FUMBLE RETURNS

Player	Yards	Opponent	Date
Cedric Brown	80t	at Houston	10/19/80
Martin Mayhew	78t	vs. Minnesota	10/15/95
Sabby Piscitelli	72	at Buffalo	9/20/09
Hugh Green	60t	at Dallas*	1/9/83
David Logan	60t	vs. Detroit	12/14/80
Keenan McCardell	57t	vs. Indianapolis	10/6/03
David Logan	54t	at Minnesota	11/6/83

*= Postseason game

INTERCEPTION RETURNS

Player	Yards	Opponent	Date
Shelton Quarles	98t	vs. Green Bay	10/7/01
Derrick Brooks	97t	at Baltimore	9/15/02
Sabby Piscitelli	84	vs. Oakland	12/28/08
Leonard Johnson	83t	vs. San Diego	11/11/12
Neal Colzie	82t	vs. Minnesota	9/5/81
Cedric Brown	81t	vs. Green Bay	11/22/81
Ronde Barber	78t	vs. Kansas City	10/14/12
Brian Kelly	75	vs. Atlanta	12/5/04
Darryl Pollard	75	at Chicago	10/18/92
Cedric Brown	72	vs. N.Y. Giants	11/18/79

PUNTS

Player	Yards	Opponent	Date
Sean Landeta	74	at N.Y. Jets	12/14/97
Tom Tupa	71	at New Orleans	12/1/02
Dave Green	70	at Detroit	11/20/77
Mark Royals	66	at Chicago	1/2/00
Michael Koenen	65	vs. Chicago	10/23/11

SIDELINES



SIDELINES



RING OF HONOR



JOHN MCKAY

John McKay, known for his unprecedented success on the football field and his wit off of it, died on Sunday, June 10, 2001, at the age of 77, from kidney failure due to complications from diabetes. With his passing, the Buccaneers family lost the man who led the franchise from its very beginning.

On December 5, 2010 during halftime of the Buccaneers' game against the Atlanta Falcons, McKay became the second inductee into the team's Ring of Honor. McKay spent more than 25 years overall as a head coach on the collegiate and professional level. The legendary coach compiled an overall head coaching record of 171-128-9 (.572). In 25 seasons as a head coach, McKay's teams won a college conference or professional division championship 11 times and advanced to postseason play on 12 occasions.


McKay was named the first head coach in Buccaneers history on October 31, 1975. He coached the Buccaneers for nine seasons (1976-84) and compiled a 44-88-1 record. In just the franchise's fourth season (1979), he led Tampa Bay to an NFC Central Division championship, a playoff win over Philadelphia and the club's first appearance in the NFC Championship Game. McKay also coached the lone Hall of Famer in Buccaneers history, DE Lee Roy Selmon, the team's first overall draft pick in 1976.

In just the franchise's fourth season (1979), McKay led Tampa Bay to an NFC Central Division championship, a playoff win over Philadelphia and the club's first appearance in the NFC Championship Game.

He guided the Buccaneers to consecutive playoff appearances in 1981 and 1982. McKay then led Tampa Bay to its second NFC Central Division championship in 1981. He was a part of the franchise's inaugural win, a 33-14 victory over New Orleans on December 11, 1977. He later served as Team President during the '85 season.

Prior to joining Tampa Bay, McKay coached at the University of Southern California for 16 seasons, from 1960-75. He led the Trojans to four national championships and a 127-40-8 record (.760). McKay coached 40 first-team All-Americans during his 16 years.

In only his third season as head coach at USC in 1962, McKay guided the Trojans to his first national crown. He followed by capturing national championships in the 1967, 1972 and 1974 seasons. His four national titles ranks tied with Notre Dame's Frank Leahy for second all-time, trailing only Alabama's Paul "Bear" Bryant's six championships.



In addition, his resume at USC includes three undefeated seasons, nine conference championships, eight Rose Bowl appearances (including five victories), 14 consecutive winning campaigns and two National Coach of the Year honors (1962 and 1972). He also tutored two Heisman Trophy winners in Mike Garrett (1965) and O.J. Simpson (1968). During his last four seasons at USC (1972-75), he also served as the school's athletic director.

McKay served as an assistant at USC in 1959 before being named the Trojans' head coach in 1960. He was also an assistant coach at Oregon from 1950-1959. McKay played one season as a defensive back at Purdue before transferring to Oregon, where he lettered for three seasons and earned All-American honorable mention and All-Coast first-team honors. Prior to attending college, he served in the Army Air Corps in World War II. McKay was inducted into the College Football Hall of Fame in 1988 and into the Rose Bowl Hall of Fame in 1991. He was also a member of the 1994 inaugural class of USC's Athletic Hall of Fame.

McKay was born in Everettville, West Virginia. He attended Shinnston High School (WV), where he was an all-state running back and a star guard in basketball.

He and his wife, the late Corky (formerly Nancy Jean Hunter), had four children: John, Rich, Michele, and Terri. Rich now serves as President of the Atlanta Falcons after nine seasons (1995-03) as Tampa Bay's General Manager. John served as General Manager of the 2001 XFL Champion Los Angeles Xtreme and also played wide receiver for USC from 1972-74 and for Tampa Bay from 1976-78.

MCKAY

LEE ROY SELMON

Upon establishing the Ring of Honor in 2009, there was no question as to who the Buccaneers would choose to recognize with the inaugural induction. Lee Roy Selmon, referred to by some as the original Buccaneer, served as the franchise's cornerstone for nearly a decade, earning numerous accolades on the field and becoming one of the Bay area's most beloved figures off of it. On November 9, 2009, Selmon's name and number were added as permanent fixtures on the wall at Raymond James Stadium, as the man known for being Tampa Bay's shining bright spot in during its difficult fledgling years was recognized with the team's highest distinction.

Selmon, the first and currently only Buccaneer ever inducted into the Pro Football Hall of Fame, joined the Buccaneers as a first-round draft choice – and the team's first-ever draft selection – in 1976 out of Oklahoma. While with the Sooners, Selmon was a member of eight All-America teams and won both the Outland and Lombardi trophies during his senior season. But as decorated as his collegiate career may have been, Selmon was an even greater professional player, easily the most outstanding to date in team history. The Buccaneers' all-time career sack leader (78.5), he anchored a ferocious defense which led the team to its first-ever NFC Central Division Championship in 1979.

.....

Lee Roy Selmon became the first Buccaneer player ever inducted into the Pro Football Hall of Fame.

.....

Selmon managed to establish numerous team records despite having his career prematurely shortened due to a herniated disk suffered at the end of the 1984 season. At the time of his retirement, his lengthy list of Buccaneer records included: career sacks (78.5), sacks in a season (13) and career forced fumbles (28.5). In addition, he was named NFL Defensive Player of the Year in 1979 and NFC Defensive Lineman of the Year by the NFL Players Association four times (1979-80, 1982-83). His number 63 became the first and only jersey retired by the Buccaneers on September 7, 1986.

Selmon's on-the-field contributions were equaled only



by his incredible generosity off the field. He was a perennial contender for the NFL Man of the Year and the Byron "Whizzer" White Award for humanitarian service. Following his retirement, Selmon remained highly visible in community affairs. In addition to occupying a seat on the board of the Tampa Sports Authority, Selmon took on the responsibility of building the University of South Florida's football program. Selmon served as Associate Athletic Director at USF from August of 1994 until being named Athletic Director in June 2001. He held that spot until 2004 and was entrusted with the primary task of procuring funds for the University's successful efforts to form a football team.

In a heartbreaking turn for the entire Bay area, Selmon passed away on September 4, 2011, surrounded by family and friends, two days after suffering a stroke at the age of 56.

Selmon was born in Eufaula, Oklahoma and was the youngest of nine children, including his brother, Dewey, who played for the Buccaneers from 1976-80, and Lucious, who coached for the Jacksonville Jaguars. Selmon is survived by his wife, Claybra, and the couple's three children: Brandy, Lee Roy, Jr. and Christopher.

BUCCANEERS STATISTICS

YEAR	TEAM	G-S	TOTAL TACK.	FUM. REC.	FUM. FOR.	QB SACK
1976	Tampa Bay	8-6	24	0	0.0	5.0
1977	Tampa Bay	14-14	110	2	5.0	13.0
1978	Tampa Bay	14-14	92	0	2.0	11.0
1979	Tampa Bay	16-16	117	2	3.0	11.0
1980	Tampa Bay	16-16	97	2	4.0	9.0
1981	Tampa Bay	14-13	73	0	5.0	6.5
1982	Tampa Bay	9-9	58	1	2.0	4.0
1983	Tampa Bay	14-13	71	1	3.0	11.0
1984	Tampa Bay	16-16	100	2	4.5	8.0
9-YEAR TOTALS		121-117	742	10	28.5	78.5

63 SELMON

JIMMIE GILES


The third inductee into the Buccaneers' Ring of Honor and first offensive addition, Jimmie Giles was instated on December 4, 2011, during halftime of the Buccaneers' game against the Carolina Panthers.

Acquired from Houston in a trade prior to the 1978 NFL Draft, Giles quickly emerged as a standout player, earning honorable mention All-Pro by Sports Illustrated in 1979 and by the Associated Press in 1985, while earning various All-NFC honors from 1979-82. Following the 1980 season, he also became the first offensive Pro Bowl player in franchise history. He remained the only offensive player to represent the team at the league's annual all-star game following the 1981 and 1982 seasons, until running back James Wilder joined him in 1984. Giles then made his fourth Pro Bowl trip in 1985, and, to that point in team history, only DE Lee Roy Selmon had been to the Pro Bowl more frequently.

Giles' four Pro Bowl selections remain the second-highest total among offensive players in franchise annals, trailing only the six trips made by fullback Mike Alstott between 1997 and 2002. Giles is still the only Buccaneer tight end to be selected to the game.

.....
Giles became the first-ever offensive Buccaneer to be selected to a Pro Bowl, as he went on to earn four total trips in his career
.....

A naturally-gifted athlete who was selected by the Los Angeles Dodgers in the 12th round of the 1976 MLB draft, Giles possessed a combination of size and speed that was unusual at his position in the '70s and '80s. Though he stood 6-3 and weighed close to 250 pounds, Giles was known for stretching the field, as evidenced by his impressive career average of 15.4 yards per reception. In 1980, Giles not only led all NFL tight ends with 602 yards on 33 catches, but he was one of the league's best downfield threats, period. Among all players with at least 25 receptions, that season, Giles led the league with 18.2 yards per grab.



Giles' other noteworthy career trend was his nose for the end zone. Along with a franchise mark of 34 touchdown receptions during his time in Buccaneers orange, the gregarious tight end also owns the team record for most touchdowns of any kind in a single game, racking up four scoring catches in a 1985 shootout against the Miami Dolphins. The resulting 24 points Giles recorded in that contest is also a Buccaneer single-game record.

After a nine-year career with the Buccaneers (1978-86), Giles still ranks eighth in receptions (279), third in receiving yards (4,300) and first in receiving touchdowns (34) all-time in franchise history, as well as ranking first in each respective category among tight ends. Giles additionally continues to rank highly among single-season leaders by a tight end in team history, with two of the top five seasons in receiving yards and receptions, and three of the top five seasons in touchdown receptions, including the top mark of eight in 1985.

BUCCANEERS STATISTICS

YEAR	TEAM	G-S	RECEIVING				TD
			NO	YDS	AVG.	LG	
1978	Tampa Bay	16-10	23	324	14.1	38	2
1979	Tampa Bay	16-16	40	579	14.5	66t	7
1980	Tampa Bay	16-15	33	602	18.2	51	4
1981	Tampa Bay	16-16	45	786	17.5	81t	6
1982	Tampa Bay	9-9	28	499	17.8	48	3
1983	Tampa Bay	11-9	25	349	14.0	80	1
1984	Tampa Bay	14-14	24	310	12.9	38	2
1985	Tampa Bay	16-16	43	673	15.7	44	8
1986	Tampa Bay	7-7	18	178	9.9	20	1
9-YEAR TOTALS		121-112	279	4,300	15.4	81	34



PAUL GRUBER

In June 2012, the Buccaneers announced the name of the man who would be the fourth member of the team's Ring of Honor: Paul Gruber.

Gruber joined Hall of Fame DE Lee Roy Selmon, Head Coach John McKay and TE Jimmie Giles in receiving the highest honor the franchise can bestow, as he was inducted during Tampa Bay's Week 6 matchup against the Kansas City Chiefs.

Gruber was a fixture at left tackle for the Buccaneers, spending his entire 12-year career with the team and starting in all of the 183 games that he played.

Gruber is one of the most decorated players in team history, having been named a two-time team MVP (Tampa Sports Club, 1992; local media, 1994), the team's Ed Block Courage Award winner (1995), first-team All-Pro (USA Today, 1996), two-time second-team All-Pro (College and Pro Football Newsweekly, 1990; Associated Press, 1992), two-time All-NFC selection (United Press International, 1989; Football News, 1990) and a Pro Bowl alternate in 1997.

Born in the small town of Prairie du Sac, Wisconsin, Gruber was recruited to the University of Wisconsin as a tight end. Then-head coach, Ron McBride, convinced Gruber to transition to the offensive line after the latter first was placed on the defensive line. His coach's suggestion proved to be the right one, as Gruber's talent for the offensive line led to him being selected by the Buccaneers in the first round (4th overall) of the 1988 NFL Draft.

Gruber opened his NFL career with a remarkable string of 4,850 consecutive snaps (1988-92). He also played the entire 1989 campaign without a single holding penalty, and was instrumental in helping the 1999 Buccaneers win a division title, which was the team's first in 18 years.



Although a broken leg in the 1999 regular-season finale prevented him from playing with his teammates in that playoff game he had helped earn, Gruber's maturity and leadership remained unmatched.

His reputation both on the team and with the local media was one of a quiet, hardworking leader. He became a dependable force to be reckoned with on the field, and a calming presence in the locker room, even during some of Tampa Bay's down seasons.

Today, Gruber resides in Colorado with his wife, Brenda, and the couple's three children: Blake, Chase, and Ashlyn.

BUCCANEERS STATISTICS

YEAR	TEAM	G-S
1988	Tampa Bay	16-16
1989	Tampa Bay	16-16
1990	Tampa Bay	16-16
1991	Tampa Bay	16-16
1992	Tampa Bay	16-16
1993	Tampa Bay	10-10
1994	Tampa Bay	16-16
1995	Tampa Bay	16-16
1996	Tampa Bay	13-13
1997	Tampa Bay	16-16
1998	Tampa Bay	16-16
1999	Tampa Bay	16-16

12-YEAR TOTALS

183-183

74 GRUBER

WARREN SAPP

2013 marked a momentous year for Warren Sapp, one of the greatest players in Buccaneers history.

On February 2, he was selected as a first-ballot inductee into the Pro Football Hall of Fame. Three months later, on May 2, Tampa Bay announced that not only would Sapp be the club's 2012 Ring of Honor pick, but that the team would also officially retire his iconic No. 99 jersey.

Warren Sapp was selected as a first-ballot Hall of Famer in 2013, joining Lee Roy Selmon as the second Buccaneers representative to achieve that honor.

Sapp was drafted by the Buccaneers in the first round (12th overall) of the 1995 NFL Draft. He played nine years with Tampa Bay, appearing in 140 games and starting 130, while also starting each of his nine postseason contests. He continued his playing career playing four seasons with the Oakland Raiders, and retired having played 198 career games with 188 starts, recording career totals of 695 tackles, 96.5 sacks, four interceptions with one touchdown, 26 passes defended, 20 forced fumbles and 12 fumble recoveries.

An integral cog in one of the league's top defenses of the late 1990s and early 2000s, Sapp helped lead the 2002 Buccaneers to a world championship in Super Bowl XXXVII. He earned numerous other accolades, including seven Pro Bowl nods, four first-team All-Pro nominations, two second-team All-Pro nominations, NFL Defensive Player of the Year honors, and was twice named to the NFL All-Decade Team.

Sapp's 96.5 sacks stands as the second-most by an interior lineman in league history and he is often credited for having helped revolutionize the defensive tackle position. He set Tampa Bay's single-season record with his 16.5 sacks in 2000, the third-highest total ever recorded by a defensive tackle. In each of his last seven seasons with the Buccaneers, the team's defense ranked in the league's Top 10.



Prior to drafting Sapp, the Buccaneers had suffered through 12 consecutive losing seasons. By his third year, Tampa Bay was appearing in the postseason and, over the next seven years, the team never had a losing record, made the playoffs six times and won Super Bowl XXXVII.

Sapp's career was headlined by his incredible passion, overwhelming talent and legendary personality. He led the Tampa Bay defense with intense devotion and leadership, and his fervor was evident to everyone who watched him play.

Sapp played three seasons at the University of Miami, foregoing his senior season to enter the NFL Draft. As a Hurricane, he recorded 176 tackles, 19.5 sacks, five passes defended, four forced fumbles and four fumble recoveries. He won the Lombardi Trophy for the nation's top lineman/linebacker and was a finalist for the Outland Trophy for the nation's top interior lineman.

The Buccaneers are proud to honor Sapp as their 2013 Ring of Honor inductee.

BUCCANEERS STATISTICS

YEAR	TEAM	G-S	TOTAL TACK.	FUM. REC.	FUM. FOR.	QB SACK
1996	Tampa Bay	16-8	27	0	0.0	5.0
1977	Tampa Bay	14-14	110	2	5.0	13.0
1978	Tampa Bay	14-14	92	0	2.0	11.0
1979	Tampa Bay	16-16	117	2	3.0	11.0
1980	Tampa Bay	16-16	97	2	4.0	9.0
1981	Tampa Bay	14-13	73	0	5.0	6.5
1982	Tampa Bay	9-9	58	1	2.0	4.0
1983	Tampa Bay	14-13	71	1	3.0	11.0
1984	Tampa Bay	16-16	100	2	4.5	8.0
9-YEAR TOTALS		121-117	742	10	28.5	78.5

RAYMOND JAMES STADIUM

A new era in Tampa Bay sports opened on September 20, 1998, when the Tampa Bay Buccaneers defeated the Chicago Bears, 27-15, in the inaugural event at Raymond James Stadium. The culmination of three years of intense research, development and construction, Raymond James Stadium is a combination of the finest elements of modern stadium design and its own groundbreaking innovations. Referred to as "The Crown Jewel of the NFL" by league insiders upon its opening, the stadium's features are centered around one concept: enhancing the fan's experience at a Tampa Bay Buccaneers game.

Raymond James Stadium was designed by HOK Sports Facilities Group and constructed under the joint management of Huber, Hunt & Nichols and Metric Constructors. It is administered by the Tampa Sports Authority and includes among its tenants the Tampa

Bay Buccaneers of the National Football League, the University of South Florida football team and college football's Outback Bowl.

The \$168.5 million facility was financed by a half-cent sales tax for community investment purposes that was approved by voters on September 3, 1996. A Florida sales tax rebate also funded the stadium construction, as did a portion of a tourist development tax. The remainder of the stadium's finances were provided by Buccaneers Owner/President Malcolm Glazer. Buccaneers Co-Chairman Bryan Glazer and Joel Glazer oversaw stadium design and were responsible for the development of the stadium's unique fan enhancements. The Tampa Bay Buccaneers hope you enjoy Raymond James Stadium throughout the 2011 NFL season and share in the bright future of the team, the stadium and the Tampa Bay community.



2013 SEASON PASS PRICING



UPPER LEVEL

\$30	\$52
\$35	\$60
\$40	\$65
\$45	\$70
\$50	\$75

LOWER LEVEL

\$65	\$95
\$75	\$99
\$85	

STADIUM CLUB

\$149.50	\$249
\$175	\$345
\$195	\$395
\$225	



2013 HOME SCHEDULE



PS - BALTIMORE
RAVENS
9/9



PS - WASHINGTON
REDSKINS
9/29



NEW ORLEANS
SAINTS
10/15



ARIZONA
CARDINALS
9/29



PHILADELPHIA
EAGLES
10/11



CAROLINA
PANTHERS
10/24



MIAMI
DOLPHINS
11/11



ATLANTA
FALCONS
11/17



BUFFALO
BILLS
1/28



SAN FRANCISCO
49ERS
12/16

TICKET INFORMATION

Buccaneers tickets and season passes can be found in 22 price levels (as shown by the accompanying stadium diagram). For general information, the ticket office may be reached by phone at 813.879.BUCS (2827) or 800.282.0683; over a TDD line for hearing-impaired guests at 813.387.6390; or via e-mail at MemberRelations@buccaneers.nfl.com. Office hours are 8:30 a.m. to 5:30 p.m., Monday through Friday.

For information on Season Passes the Guest and Member Relations Office can be reached at 866.582.BUCS (2827).

Interested parties may also use the following lines: Group Ticket Sales - 813-998-3878; Stadium Club Ticket Sales - 813-998-3879; Luxury Suite Sales - 813-998-3877.

Any available single game tickets may be purchased through TicketMaster outlets. TicketMaster charge by-phone, and online at TicketMaster.com. If tickets remain available on game day, they will be sold at the Raymond James Stadium box office at the south end of the stadium beginning three hours before kickoff.

AMENITIES AT RAYMOND JAMES STADIUM

GENERAL SEATING: After 22 years of watching Buccaneers football from bench seating, Tampa Bay fans now comfortably settle into individual seats, measuring 19"-21" wide and with 32"-33" from one seat back to the next. Overall, Raymond James Stadium holds more than 65,000 fans, 50,000 of which are in general seating. There are up to 600 wheelchair-accessible seats located in all areas, not just the end zone. Seats in all sections also feature cupholders.

CLUB SEATS: Raymond James Stadium also has over 10,000 club seats, a modern feature that allows fans to experience Buccaneers games and entertain guests in maximum comfort. Club seats are extra-wide and padded and feature prime sideline locations. The seats are accessible from a luxurious, air-conditioned club level that houses restaurants, sports bars, video walls, lounge seating and additional views of the field.

LUXURY SUITES: A total of 195 suites on three floors at mid-level along both sidelines offer absolutely the most luxurious setting to watch a Buccaneers game. Each suite has retractable glass windows, private bar and restroom and televisions that can carry other NFL action. The suites are accessible from private elevators.

CONCESSIONS: Raymond James Stadium has over 550 points of sale for food, beverages and merchandise, a ratio of one point for every 126 seats. A wide variety of concessions will be available, from hot dogs and sodas to gourmet pizzas and cappuccino.

RESTROOMS/SERVICES: Raymond James Stadium is equipped with 88 restroom locations and a total of 1,073 fixtures. That ratio of one fixture for every 81 fans is an immense improvement in comfort for Buccaneers fans. The ratio for women fans is one fixture for every 70 people, improved

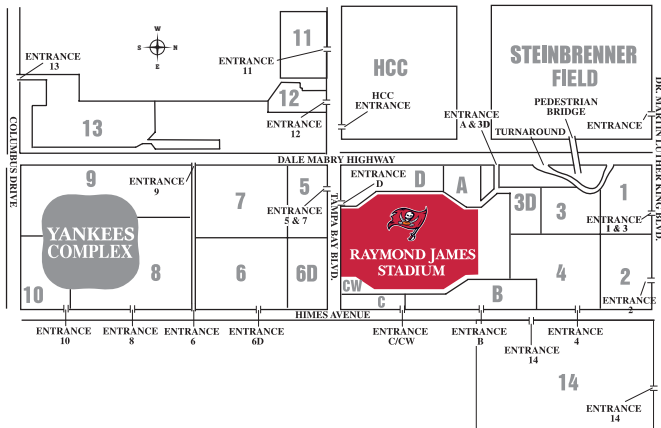
from 1 for every 129 in Houlihan's Stadium. There are also five first aid stations, with at least one on each level.

MEDIA FACILITIES: The Raymond James Stadium press box seats up to 225 members of the media in a spacious, comfortable box on the west side upper suite level. The dining area features a multiple-screen video wall, and the box is accessible from an elevator dedicated specifically to the media. The media entrance is located at Dock D on the southwest corner of the stadium.

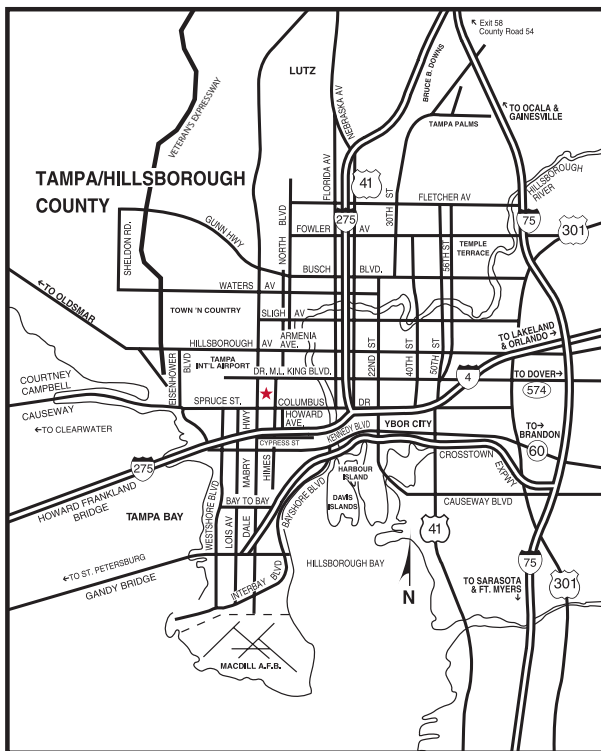
ESCALATORS: An added comfort feature in Raymond James Stadium is a total of 20 escalators. With a bank of three escalators located at each corner ramp and an additional four in the club lounge, Buccaneers fans will find it easier and quicker to navigate the stadium than ever before.

TRAFFIC CONTROL: Patrons of events at Raymond James Stadium can be assured that their travel to and from the facility will be as time-efficient as possible. The stadium is outfitted with a comprehensive traffic control system that automatically assists with the progression of traffic in and around the stadium traffic area. The system is comprised of a traffic control center located adjacent to the Tampa Sports Authority offices on the ground level of the south end zone plaza. From there, a crew of over 50 uniformed officers is directed to ease traffic flow. In addition, the system is equipped with 16 cameras constantly monitored by staff from TPD and City Traffic Engineering. They monitor all major intersections, traffic light cycles and newly installed cameras by F.D.O.T. that reach out beyond the immediate area. If problems arise, the flow of traffic can be instantly adjusted by adding time to stop lights or lane closures to avoid accidents.

PARKING DIAGRAM



STADIUM AREA DRIVING MAP



TICKETMASTER

Tampa Bay Area
(800) 745-3000

www.ticketmaster.com

BUCCANEERS TICKET OFFICE

One Buccaneer Place
Tampa, FL 33607
(813) 879-BUCS (2827)
(800) 282-0683
TDD: (813) 387-6390
Fax: (813) 876-5782

RAYMOND JAMES STADIUM

An instantly-recognizable Tampa Bay landmark, Raymond James Stadium includes some of the most unique stadium features in the world. It is a blend of modern design, classic appointments, state-of-the-art technology and historic influences that creates one of the most exciting and enjoyable game atmospheres in the National Football League. Some of the most extraordinary features include:

BUCCANEER COVE

In an effort to expand and enhance the overall game experience at Raymond James Stadium, the Tampa Bay Buccaneers constructed a \$3 million extravaganza called Buccaneer Cove. Located in the north end zone of the stadium, Buccaneer Cove encompasses 20,000 square feet and runs the entire length of the end zone concourse. The Cove features a weathered, two-story fishing village facade from which a wide variety of stadium concessions, ranging from standard fare to more authentic Tampa items, are offered. Scattered throughout the area are a variety of beach hut kiosks offering additional concessions.

The centerpiece of Buccaneer Cove is the majestic, 103-foot long Pirate Ship, an authentic replica of an early 1800s Pirate Ship, arguably one of the most recognizable stadium features in the world.

The most menacing aspect of the Pirate Ship is its massive 9'x7' skull and crossed swords facing the playing field, which features huge, glowing red eyes and a mouth that breathes smoke. Additionally, eight cannons celebrate player introductions, trips inside the red zone and Buccaneers touchdowns by releasing thundering cannon fire and smoke. It is manned by a 30-plus person crew on game day who is responsible for Pirate Ship pyrotechnics, launching t-shirts and tossing out beads to fans throughout the game.

The Ship's dock serves as an entertainment area from which patrons enjoy the most unique vantage point in the National Football League. Adding to the festive atmosphere is a larger-than-life interactive talking parrot that sits perched at the Ship's stern.

All areas of Buccaneer Cove and the Ship's facilities are ADA disabled ramp accessible so that all fans can benefit from this unique setting. With a full menu of food and beverages, plentiful facilities and an excellent view of the action on the field, Buccaneer Cove is as animated as the 19th-century pirate village after which it is modeled.



Massive enough to be a striking image from any spot in the stadium, the majestic Pirate Ship looms out over the crowd in the north end zone.

- Ship Length 103'
- Ship Weight 43 tons
- Ship Height 78'
- Bow Detail 9'x7'
- Ship Width 32'
- Swords 16' each

The Pirate Ship was constructed over a two-month period using, among others, the following materials:

- 5.5 tons of concrete
- 14 tons of steel
- 700 yards of sails
- 1 mile of rigging
- 300 feet of rope
- 60 gallons of paint
- 64,000 linear feet of wood trim

MILLER LITE PARTY DECK

The Miller Lite Party Deck is an exclusive area in the south end zone where a select number of fans can watch the game from an awesome view. Fans are eligible to win a ticket to this private oasis where guests may enjoy complimentary Miller products on the deck. Winners receive a ticket and special pass to access the deck and Buc Dollars for stadium goods. All winners must be 21 and older.





BUCVISION

BucVision features two massive videoboards at each end of Raymond James Stadium.

The main attraction of BucVision is the sheer size of the two videoboards, each measuring 24 feet high by 92 feet wide, which is significantly larger than conventional NFL scoring systems.

In addition to viewing plays from three different angles at each end of the field, fans are also treated to simultaneous highlights from up to six games from around the NFL, before Buccaneer games, essentially transforming Raymond James Stadium into the world's largest sports bar.

BucVision is operated by more than 30 technicians. In addition to showing the network feeds, the system incorporates six in-house cameras that capture the festive atmosphere of Raymond James Stadium patrons.

The system also contains a sound system which enhances the gameday experience for general fans, club seat holders, and luxury suite patrons.

GAMEDAY EXPERIENCE

In addition to Buccaneer Cove and BucVision, Raymond James Stadium offers numerous attractions to fans that make the Buccaneers gameday experience unlike any other in professional sports. Some of the attractions include:

- **PRE-GAME BAND** - At every home game, a band will take to a stage in the South Plaza to entertain fans with pre-game performances beginning 3.5 hours before kickoff.
- **ANIMATED PARROT** - An electronic talking parrot located on the aft of the Pirate Ship entertains fans prior to the game.
- **PRE-GAME CEREMONY** - During the National Anthem, a 125-person crew unfurls the largest United States flag among NFL team's across the playing field.
- **ROAMING PIRATES** - Throughout the stadium, pirates greet fans and pass out treasure pregame, and face-painting pirates stroll the club level through the end of the first-quarter.
- **BUCCANEER BATTLE FLAGS** - Each time the Buccaneers offense advances into the opposition's red zone, red flags that adorn the top of the stadium are raised while a 60-person crew waves red flags throughout the stadium as the Pirate Ship's cannons are fired.
- **LIVE TV FEEDS** - Over 1,300 HD TVs throughout the stadium including four 18x10 feet HD Video Walls.

THE BEST IN THE NFL

Since opening in 1998, Raymond James Stadium has drawn rave reviews as one of the best playing surfaces in the National Football League. Tampa Bay's home stadium has ranked as the top turf in the League in five of the previous seven surveys, earning top honors in 1998, 2000, 2002, 2004 and 2006. In 2008 and 2010, Raymond James Stadium was rated as having the second-best natural grass field. For the 2010 survey, the NFL Players Association polled 1,619 active players from all 32 teams. Prior to 1998, the Buccaneers ranked first in both the 1994 and 1996 surveys for having the best playing surface in the League at Tampa Stadium.

TOP PLAYING SURFACES IN THE NFL – 2010 NFLPA SURVEY

STADIUM	TEAM
1. University of Phoenix Stadium	Arizona
2. Raymond James Stadium	Tampa Bay
3. Qualcomm Stadium	San Diego
4. Bank of America Stadium	Carolina
5. Lambeau Field	Green Bay

ONE BUCCANEER PLACE



The Buccaneers' headquarters, a 136,320-square-foot complex with every conceivable advancement related to the game of football, is an NFL landmark. Every player, coach and staff member who left the team's old and outdated facility became better equipped to do their jobs the moment they walked through the front door of the new facility.

The main building's entrance, wrought in steel and glass and backlit at night in red, is visually stunning but it is also plainly

symbolic. Simply put, everything that goes on through those doors is dedicated to one overriding pursuit.

Football.

The Buccaneers' facility opened for business in August 2006, just in time for the team's return from training camp. By the end of September, the entire organization had moved over from the former One Buccaneer Place, which had been its home since 1976. There are three full-sized practice fields out back; a 9,353-square-foot weight room in a separate building; a sprawling training area with the most modern tools for the team's medical staff; a 2,400-square-foot team auditorium fronted by an enormous video screen; a video control room that looks like the bridge of a spaceship; dozens of wired meeting rooms; a dedicated draft room, spacious coaches offices; a fully-contained kitchen and dining area; a locker room more than double the size of its predecessor and much, much more. The new One Buccaneer Place also houses all of the front office departments, including human resources, ticket sales, customer service, public relations, information technology, community relations and marketing.

One Buccaneer Place is the complete facility that the Buccaneers need to pursue their ultimate goal of Super Bowl championships.

Below is a closer look at some of the headquarters' most impressive features.

ROOM TO BREATHE: THE LOCKER ROOM AND PLAYERS LOUNGE

The locker room at One Buccaneer Place covers 6,600 square feet – more than twice the size of the one it replaced – and looks even more spacious thanks to the vaulted ceilings, subtle lighting and lack of clutter in the middle. The locker room at the former facility needed two rows of back-to-back lockers in the middle of the floor to get every player into one, and those rows removed any hope of clear sight lines or walking paths.

In the new locker room, oak paneling accents are everywhere, lending a luxurious but comfortable feel to the room. The carpet returns the focus to the team; it is dominated in the middle by a huge version of the team's logo, measuring about 40 feet from one tip diagonally to the other.



The most noticeable feature of the room is its depth. One can walk in from the east end of the locker room, across the hall from an equally spacious equipment room, and feel like you're a Josh Freeman bomb away from the west end.

The lockers themselves are four feet across, wood-paneled, and have enough drawers, shelves and hooks to store any equipment a player might need, including a compartment at the bottom that neatly fits an ergonomic folding chair. Each locker is wired for power so that players can charge electronic equipment or play music.

Each locker is also equipped with a ventilation system and two large vents, one behind the low shelf where shoes are stored and one behind the top shelf where shoulder pads are kept. In addition to keeping the lockers smelling fresh, these vents also allow the players' shoes and pads to dry quickly.

The locker rooms are supported by a much improved shower and restroom area, as well.

At the former One Buc Place, up to 90 players often had to share four urinals, four toilets, four sinks and about five working showerheads. The current locker room has eight urinals, seven toilets, 14 sinks and 24 showerheads, all in perfect working order and all utilizing automatic sensors to cut down on wasted resources. Around the four walls of the beautifully-tiled shower room, there are also 12 mounted dispensers of shampoo and shower gel. The showerheads are equipped with high-pressure, adjustable nozzles.

Rows of sinks are set in black marble in front of long mirrors and sitting between the shower and the sinks are both a tiled steam room and a wood-paneled sauna.

Gone, too, are the days when players had to eat, play dominoes or read the newspaper at their lockers. Walk through the south doors of the locker room and down a short hall and you're in the Players' Lounge.

The lounge sits on the back edge of the building, facing the practice field with 27 windows stretching up to its high, vaulted ceiling. The room seating consists of black leather couches and chairs, several of them facing the gigantic entertainment center along the east wall. The entertainment center is fitted with five flat screen TVs. It also houses a sophisticated sound system, which is hooked up to speakers around the room.

For players to relax, the lounge is equipped with two customized Buccaneers pool tables, a bank of free-standing video games, several video arcade machines and tables at which to play cards or other games.

WIRED FOR EFFICIENCY: THE VIDEO EDITING SUITE

Everything in the Buccaneers' video department, located on the second floor of the team's facility, is wired for ease and efficiency. Every likely request by a coach or player has been planned for in advance.

In the main video area, which is raised a foot or so from the rest of the second floor to allow for intricate cabling under the floor, a long, three-sided deck of editing machines forms the central control area. Here, five editing stations allow for the rapid cut-up of game and practice footage. Every play in practice or a game is categorized and entered into the system, where it is instantly available to coaches and players all across the building.



There is a separate room for storage of current practice and game footage, as well as the department's servers. There is also another separate room, located just across the hall, that is used for storage of tapes from many years past.

Off the main video floor is a fourth room, about the same size and shape as the department's lone room back at the old

One Buccaneer Place. At the current facility, this room of that size is used solely for the purpose of such side projects as printing labels, repairing equipment and stripping cable.

At the former One Buc, all these activities went on inside that little rectangle, wherever a piece of real estate could be found.

A PLACE OF HEALING: THE TRAINING ROOM

Todd Toriscelli, the Bucs' director of sports medicine and performance and head trainer since 1997, is an experienced veteran in his field, and insists that the team's medical area stay current with any advances.

The training room includes a large physician's room, allowing the team's attending physician the ability to see a player privately. There were no such provisions in the old One Buc Place.

The physician's room is off to the right of Toriscelli's office, next to the expansive rehab area, which looks like a slightly miniaturized version of the facility's impressive weight room. That, too, is something completely new for the training staff. At the old One Buccaneer Place, the rehab area was also known as "the weight room." Now, says Toriscelli, the medical staff is completely self-contained in terms of the equipment it needs to return injured players to health.

Players who need aquatic rehab can do it on site in the popular hydro room. The team has gone from three metal tubs to three large pools – one for cold soaks, one for hot soaks and one for aquatic rehab. The rehab pool is deep enough to submerge a player chest deep and it is equipped with underwater rails and a floor that rolls like a treadmill.

The hydro room is to the left of Toriscelli's office, past additional large offices for his assistants. In the middle of all of this is the main training area, with a dozen large taping tables and all manner of related equipment.



A REAL STRENGTH: THE WEIGHT ROOM

The weight room at the Bucs' headquarters happens to be its own separate building, covering 9,353 square feet of space and connected to the east end of the main building by a stylized breezeway. The very first time it opened its doors for an official team workout, two-thirds of the team was waiting to use it. That would not have been remotely possible at the old headquarters.

There are 60-70 different types of machines and countless free weights. The large racks along the front row are big enough for players to work back-to-back, which means there is never a wait for weightlifting. And the machines are specific enough to bend to the need of any player on the team.

In the past, as the Bucs have moved from one coaching staff to another and one strength and conditioning leader to another, the weight room's overriding philosophy has changed. One strength and conditioning coach might favor free weights over machines and stock only those; the next coach might believe in the opposite and clear out the weights to make room for new machines.

The Bucs' current program, under Head Strength and Conditioning Coach Jay Butler, doesn't limit its scope. Tampa Bay players have access to weights and machines, and to coaches who are eager to devise specific regimens that will work for specific individuals.



The team also wants to encourage strength training by giving the weight room a very inviting atmosphere. As such, it has been fitted with an impressive sound system, a must in any workout area. Also, the wall that faces the field is made up of six large garage-style doors that can be rolled up to let in the outside air during the nicer portions of the year as well as the hot summer months to prepare for the game in the Florida heat. There is a strong air-conditioning system for the Tampa summers, of course, but, even so, the room's many windows keep the room bright and uplifting.

AT YOUR FINGERTIPS: STATE-OF-THE-ART MEETING ROOMS

The NFL is a fully-wired world these days, and that concept is executed to perfection by the state-of-the-art technology that traces through the Buccaneers' headquarters like a nerve system.

That is certainly true in the player meeting rooms, which occupy a good portion of the ground floor, stretching around two sides of the locker room. Coaches and players have gone from cramped, multi-purpose rooms with outdated equipment to spacious, position-specific areas outfitted with an incredibly efficient system for the sharing of information.



It starts in the back of each room, where a desk system called the XOS Coach's Command Station is situated. It might be the most aptly-named piece of equipment in the building, because it looks as if it was lifted right from the bridge of a science fiction spaceship. It doesn't have force fields or phasers, but it does allow a coach to run his meeting at warp speed.

The Coach's Command Station is fitted with five possible methods of output: a Betacam deck, a document camera, a DVD/VCR combo deck, an DVSPORT PC link and a guest PC hookup. Seated behind his curved and compact desk, the coach controls all of these possibilities with a single remote and can flick quickly from one to the next. Whatever he chooses to share with his players is instantly displayed on a huge screen at the front of the room.

On the right side of the desk is a gray console with a small screen showing his touch options. The universal remote, set up in a way familiar to the coaches from the systems they've worked on for years, is also on the right. With these two devices, a coach can quickly take his players through any splice of footage he needs them to see, from practices, Bucs games or opponents' games.

The system already includes every game played in the NFL over the last five years, cut up by play so that the data can be assembled in any way the coach wishes. Want to see what the Carolina Panthers have done on every third-and-seven over the last four years? Just a few well-informed keystrokes and you have your digital highlight reel.

The same is true of practice, thanks to the swift work of Video Director Dave Levy's crew. Every practice is shot by several video workers on lifts located around the practice field. During and immediately after each workout, that footage is entered into the system and broken down by play. A coach can walk in off the field, head to his office on the second floor and immediately begin sorting out the footage he wants. Within minutes, he can use it as a teaching tool with his players.

Sometimes, too, a coach wishes to draw up a few Xs and Os. For generations, that's been done on a blackboard or a greaseboard. Now, with a flick of a switch, a coach can whip up any diagram while seated at his command station and share it instantly with his players.

That's possible through the aforementioned document camera, which looks like a futuristic cross between a desk lamp and a telephone. The lead arm of the doc cam is aimed down at the coach's desk, and anything slid underneath it is projected with extreme clarity on the same huge screen used to watch cutups.

Every coach also has his own spacious office on the second floor, where he can access the same cut-up footage and assemble reels of whatever subject he wishes. Those reels can then be accessed virtually anywhere in the football side of the building.

One Buccaneer Place consists, of course, of more than just these highlighted features. It goes beyond to a high-tech and expertly maintained practice field system, a well-stocked scouting area and a state-of-the-art media studio for press conferences, which includes a podium that can be adjusted to the height of any speaker.

What is One Buc's best feature? That's different for virtually every player, coach and staff member who works within its walls, but suffice to say that there are many, many correct answers.

SUPER BOWLS IN TAMPA

SUPER BOWL XLIII

On February 1, 2009, the Pittsburgh Steelers defeated the Arizona Cardinals 27-23 in dramatic fashion before 70,774 at Raymond James Stadium securing sole possession of the record for most Super Bowl wins with six.

Pittsburgh outgained Arizona 158 to 102 yards in the first half of Super Bowl XLIII, jumping to a 17-7 lead at halftime, aided by LB James Harrison's Super Bowl record 100-yard interception return for a touchdown, the longest scoring play in Super Bowl history. Harrison, the 2008 Defensive Player of the year, totaled four tackles, one pass defended, two quarterback hurries and one interception. Trailing 20-7 at the start of the fourth quarter, Arizona scored 16 unanswered points, including WR Larry Fitzgerald's 64-yard touchdown reception to take



a 23-20 lead with 2:37 remaining in the game. The Steelers marched 78 yards to score on WR Antonio Holmes' six-yard game-winning touchdown catch with 35 seconds left. Holmes finished the game with nine receptions for 131 yards and one touchdown, including four receptions for 71 yards on the final drive, earning him Super Bowl MVP honors. Steelers QB Ben Roethlisberger recorded 256 yards passing on 21-of-30 attempts including one interception and the game-winning touchdown pass. The Cardinals were led by QB Kurt Warner, who completed 31-of-43 pass attempts for 377 yards, three touchdowns and one interception. Warner connected with WR Anquan Boldin for a team-high eight receptions for 84 yards, while Fitzgerald led the team with 127 yards receiving on seven receptions, including two touchdowns.

Approximately 98.7 million people watched Super Bowl XLIII, making it then the most watched Super Bowl ever.


SUPER BOWL XXXV

On January 28, 2001, the Baltimore Ravens defeated the New York Giants 34-7 before 71,921 at Raymond James Stadium. The Ravens' suffocating defense allowed the Giants just 152 total yards and did not permit an offensive touchdown en route to winning Baltimore its first championship in team history.

LB Ray Lewis, named the 2001 Defensive Player of the Year, totaled three tackles, two assists and four passes defended against the Giants, while being named the Most Valuable Player of Super Bowl XXXV.


Former Buccaneer QB Trent Dilfer led the Ravens to their first score with a 38-yard touchdown pass to WR Brandon Stokley to give the Ravens a 7-0 first quarter lead. Dilfer later set up a K Matt Stover 47-yard field goal with 1:48 left in the first half with a 36-yard pass to WR Qadry Ismail.

RB Tiki Barber, twin brother of current Buccaneers CB Ronde Barber, gave the Giants their farthest drive into Ravens' territory with a 27-yard run to Baltimore's 29-yard line. However, CB Chris McAlister intercepted QB Kerry Collins' pass on the next play to end the drive. CB Duane Starks intercepted Collins later in the third quarter and returned the ball 49 yards for a touchdown and a 17-0 lead. S Kim Herring and LB Jamie Sharper also recorded interceptions in the game.



WR Ron Dixon returned the ensuing kickoff 97 yards for a touchdown and cut the Giants' deficit to 10. But WR Jermaine Lewis then matched Dixon's kickoff return as he cut across the field and raced 84 yards for a 24-7 lead with 3:13 left in the third quarter. The three touchdowns in 36 seconds were a Super Bowl record.

RB Jamal Lewis, who finished with 27 carries for 102 yards, scored on a three-yard touchdown run midway through the fourth quarter and gave Baltimore a 31-7 lead. Stover finished off the scoring for the Ravens with a 34-yard field goal midway through the fourth quarter.





SUPER BOWL XXV

On January 27, 1991, Buffalo K Scott Norwood missed a 47-yard FG attempt with four seconds left in Super Bowl XXV, enabling the New York Giants to escape with a 20-19 win over the Bills before 78,813 at Tampa Stadium.

The thrilling contest took place during the height of the United States' military presence in the Persian Gulf. The entire crowd waved American flags during Whitney Houston's emotional rendition of the National Anthem.

The Giants countered Buffalo's run-and-shoot attack with a suffocating ball-control offense. New York owned the ball for a Super Bowl-record 40:33. The Bills had

the ball for just eight minutes in the second half.

After the two teams traded field goals, Bills RB Don Smith burrowed in from one yard out to give Buffalo a 10-3 lead. The Bills extended that lead to 12-3 when DE Bruce Smith sacked Giants QB Jeff Hostetler in the end zone. But Hostetler fired back, finding WR Stephen Baker in the end zone to close the gap to 12-10 just before the half.

The Giants then opened the third quarter with an epic march to the end zone, consuming a Super Bowl-record 9:29 on a 14-play, 73-yard march. RB Ottis Anderson capped the drive with a one-yard TD run, giving New York a 17-12 lead. Buffalo recaptured the lead when RB Thurman Thomas rushed 31 yards for a score on the opening play of the fourth quarter. K Matt Bahr then booted a 21-yard FG with 7:20 left to push the Giants ahead 20-19.

Buffalo mustered one last stand as QB Jim Kelly escorted the Bills to the Giants 30. But Norwood missed his 47-yarder wide right, giving New York its second Super Bowl crown. Anderson earned MVP honors after rushing for 102 yards on 21 carries. Thomas totaled 190 yards from scrimmage in a losing effort.



SUPER BOWL XVIII

On January 22, 1984, the Los Angeles Raiders defeated Washington 38-9 before 72,920 at Tampa Stadium in Super Bowl XVIII. The Raiders posted the then-largest margin of victory in a Super Bowl en route to capturing their third Vince Lombardi Trophy.

RB Marcus Allen rushed for a Super Bowl-record 191 yards on just 20 carries, including a record 74-yard scoring jaunt at the end of the third quarter that cemented Most Valuable Player honors.

Los Angeles jumped out to a 7-0 lead when Derrick Jensen recovered a blocked punt in the end zone. The Raiders increased their lead to 14-3 when QB Jim Plunkett fired a 12-yard scoring strike to WR Cliff Branch.

After K Mark Moseley booted a 24-yard FG to cut the lead to 14-3, Washington took an unnecessary gamble that proved to be disastrous. QB Joe Theismann attempted to throw a screen pass deep in Redskins territory, but LB Jack Squirek picked it off at the Washington 5 and waltzed into the end zone with seven seconds left in the half.



The Redskins cut the lead to 21-9 on a one-yard TD run by RB John Riggins early in the third quarter. But Allen took over from there, scoring twice before the quarter ended to ice the victory. The win ran Raiders head coach Tom Flores' postseason record to 8-1. The 38 points scored by Los Angeles were the most in the first 18 Super Bowls, surpassing Green Bay's 35 points in Super Bowl I.



RAYMOND JAMES: THE STORY BEHIND THE STADIUM' NAME

Raymond James Stadium is not named for some public figure or local sports legend, but rather a thriving diversified financial services firm headquartered across Tampa Bay in St. Petersburg – Raymond James Financial.

The company has held the naming rights since the stadium's 1998 opening and will continue as the named sponsor through at least 2015. Raymond James is the official investment services and financial planning provider for the Tampa Bay Buccaneers.

The firm's name actually comes from the 1962 merger of two financial service companies, one run by Robert A. James and the other by Edward Raymond. Raymond James was incorporated as Robert A. James Investments in 1962. In 1964, Raymond and Associates merged into Robert A. James Investments – and the firm of Raymond James & Associates was formed.

In an era when most financial firms focused solely on buying and selling stocks or mutual funds, Robert A. James pioneered the concept of financial planning for each individual. The firm has been dedicated to meeting the diverse financial needs of its clients ever since.

Raymond James financial advisors base their investment recommendations not on hot stocks or market fads, but on a full understanding of each client's situation and goals. This planning-focused approach fosters well-informed decisions and dedication to client service, hallmarks of Raymond James since its inception.

Traded on the New York Stock Exchange (RJF), Raymond James is a multinational company with distinct business units that serve a variety of clients, from individuals and small business owners to municipalities and major corporations.

To learn more about the firm or locate a financial advisor, visit raymondjames.com.

RAYMOND JAMES & THE TAMPA BAY BUCCANEERS TEAM UP TO HELP OTHERS

Raymond James believes in giving back to the communities in which its associates live and work. A leader in this regard, Raymond James has been recognized for its philanthropy and community support by such organizations as the National Business Committee for the Arts and the United Way of Tampa Bay.

The company is also actively involved with other charitable organizations, with specific focus on education and the arts. In addition, Raymond James associates are generous with their funds, time and leadership. Many are involved in organizations across the country, from civic clubs and schools to chambers of commerce and social service organizations.

During the football season, Raymond James and the Buccaneers team up for two charitable programs: Kicking for Kids and Sack Hunger.

KICKING FOR KIDS

This season marks the 14th year of combining the Tampa Bay Buccaneers on-field success with a commitment to helping children across the Tampa Bay area through the Kicking for Kids program.

For every field goal completed during a regular or postseason game, Raymond James contributes funds to designated Tampa Bay-area children's hospitals.

Since the Raymond James Kicking for Kids program began in 2000, it has raised more than \$230,000 for children's hospitals in cities across the country where the Buccaneers have played.



SACK HUNGER

Since the 2000 season, Raymond James and the Glazer Family Foundation have worked to “sack hunger” by stocking Tampa Bay-area food banks before the Thanksgiving holiday. This effort has collected more than 117.5 tons of nonperishable food items along with funding to provide approximately 227,430 meals for families through special drives and game-day collections at the stadium.



This year's annual Sack Hunger game-day food drive will be held on November 17, 2013, prior to the Tampa Bay vs. Atlanta game. Visit sackhunger.com to learn more.

RAYMOND JAMES SUPPORT OF THE ARTS

A deep appreciation for the arts permeates Raymond James' culture and is reflected at the firm's corporate headquarters, where more than 2,000 works of art are on display as part of the Tom and Mary James/Raymond James Financial Art Collection.

A virtual tour of some of the collection is available at raymondjames.com/art. Tours of the art displayed at the Raymond James international headquarters can also be arranged.

In addition to sponsoring several art shows each year, such as the renowned Raymond James Gasparilla Festival of the Arts, the firm is also a major supporter of the Florida Orchestra, Dali Museum and the Morean Arts Center's Chihuly Collection.

Raymond James is also a continuing sponsor of the American Stage Theatre Company and its theater in downtown St. Petersburg – the Raymond James Theatre and other performing arts venues such as the Straz, Ruth Eckerd Hall and the St. Petersburg City Theatre. The company hopes its actions will help encourage others – corporations and individuals – to support not only live theater, but all forms of artistic expression.

KEY FACTS:

RAYMOND JAMES FINANCIAL, INC.

(As of June 30, 2013)

- More than 6,300 financial advisors
- Serving 2.5 million accounts in approximately 2,500 locations throughout the United States, Canada and overseas
- Total client assets: \$4.5 billion.

Address 880 Carillon Parkway, St. Petersburg, Florida, 33716

Website raymondjames.com

Press Center raymondjames.com/media

Founded August 16, 1962

Chairman Thomas A. James

CEO Paul Reilly

Ticker symbol RJF

Exchange listing New York Stock Exchange

RAYMOND JAMES HIGHLIGHTS

Raymond James' dedication to its clients is reflected in the recognition it continues to receive from its peers as well as from the media.

2013

- Fortune¹ magazine ranks Raymond James the fifth most admired securities company in the world
- For the second year in a row, Raymond James Real Estate Banking practice is named the world's best by Global Finance magazine²
- Raymond James advisors and branch managers were recognized in several publications, including Bank Investment Consultant, REP. magazine, The Financial Times, On Wall Street and Barron's
- The Wall Street Journal³ ranked Raymond James analysts as Master Stock Pickers in its annual "Best on the Street" survey
- Early in 2013, Raymond James marked its 100th consecutive quarter – and 25th year – of profitability

2012

- In December 2012, Raymond James earns the sixth consecutive "excellent" rating on our client brokerage statements from independent measurement expert Dalbar
- In December 2012, Raymond James was recognized as one of the top three large companies in the Tampa Bay Business Journal's Corporate Philanthropy Awards
- Raymond James Cares Month inspired advisors and associates across the country to give more than 4,000 hours to their communities. Ultimately, 800 volunteers donated time and resources to 72 organizations in 62 communities across 22 states
- Raymond James advisors were recognized in several publications, including Bank

Investment Consultant, REP. magazine, Research magazine, On Wall Street and Barron's

- Memphis-based brokerage firm and investment banking business Morgan Keegan becomes part of Raymond James
- Raymond James Real Estate Banking practice is named the world's best by Global Finance magazine
- The firm celebrates 50 years of client-first service – a milestone reached through commitment to independence, conservatism and doing what's right

2011

- Florida-based advocacy group Women's Executive Leadership recognized Raymond James for gender diversity in the boardroom.
- Raymond James advisors were recognized in several publications, including Research magazine, Barron's, Bank Investment Consultant and REP. magazine
- Raymond James was named the number one full-service brokerage firm by SmartMoney⁴ magazine as part of its annual broker survey

1 Fortune ranking based on an average score of nine key attributes of reputation: people management, use of corporate assets, social responsibility, quality of management, financial soundness, long-term investment, quality of products/services, global competitiveness and innovation.

2 Global Finance magazine's World's Best Investment Banks Award is based on criteria including market share, number and size of deals, service and advice, structuring capabilities, distribution network, efforts to address market conditions, innovation, pricing, and after-market performance of underwritings and market reputation.

3 The Wall Street Journal does not endorse, sponsor or approve the investment programs of Raymond James. The Wall Street Journal survey identifies the top five analysts across various industry categories, basing the awards on stock-picking skill.

4 SmartMoney does not endorse any product or service of Raymond James. The survey criteria included performance of recommended stocks, customer satisfaction, and user-friendliness of account statements and websites. Past performance may not be indicative of future results. Please note that fees and charges will reduce an investor's return.

For more information, visit raymondjames.com.



The Raymond James Financial Center, the firm's international headquarters, is situated on 60 acres in northwest St. Petersburg, in the heart of the Tampa Bay area.

THE RAYMOND JAMES PLEDGE

We, the associates of Raymond James, commit our energies, intellect and knowledge to attaining the financial objectives of our clients by providing the highest possible level of service and delivering superior investment alternatives. We believe that putting the financial well-being of our clients first ultimately serves the best interests of our shareholders, our communities and ourselves. Remaining responsive to the needs of our clients in a financial environment characterized by constant change is our continuing challenge.

RAYMOND JAMES®

LIFE WELL PLANNED.

Raymond James is the official investment services and financial planning provider for the Tampa Bay Buccaneers.

Raymond James & Associates, Inc., member New York Stock Exchange/SIPC. | Raymond James Financial Services, Inc., member FINRA/SIPC.

BUCCANEERS PRESEASON TELEVISION



CHRIS MYERS



RONDÉ BARBER



DAN LUCAS

WFLA

As the Buccaneers take the field this year, WFLA, News Channel 8, will join as the team's official home for pre-season football, signing an agreement to broadcast pre-season games through 2017. In 2013, WFLA is producing and broadcasting three games: at home against the Super Bowl Champion Baltimore Ravens on Thursday, August 8 at 7:30 p.m.; at Miami on Saturday August 24 at 7:30 p.m.; and at home versus the Washington Redskins on Thursday, August 29 at 7:30 p.m. The Buccaneers' second preseason game at New England will be broadcast nationally on FOX.



News Channel 8 will also produce and air pregame special prior to each preseason game and anchor Dan Lucas will host "Bucs Bonus," a half-hour program that will air Saturday nights at 7 p.m. during the NFL season.

Emmy-Award winning broadcaster Chris Myers will enter his 10th season in the broadcast booth for Tampa Bay as the play-by-play man during the preseason. A versatile member of FOX Sports programming, Myers has handled play-by-play and sideline duties for the NFL on FOX, as well as serving as host of FOX's NASCAR pre-race show and as a sideline reporter during the Major League Baseball postseason. He also hosts his own national radio show called The Drive on FOX Sports Radio, and recently hosted the Chris Myers Interview on FOX Sports Net.

During an 11-year tenure with ESPN, Myers was involved with a number of programs, including hosting Up Close, anchoring SportsCenter and reporting on Baseball Tonight. Myers also worked as host of ESPN's NFL Matchup. While at ESPN, Myers won his first Emmy for Top Sports Feature. Myers, who was born in Florida, began his career at age 16 in Miami when he hosted his own football radio show called The Chris Myers Football Scoreboard.

New to the preseason broadcast team is Buccaneers legend Rondé Barber, who will provide Bucs fans with astute analysis gleaned from a storied 16-year NFL career with Tampa Bay. One of the most respected players in team history, Barber retired following the 2012 season and signed with FOX Sports soon after. 2013 will mark his first year in the broadcast booth. After the preseason, Barber will serve as an analyst on The NFL on FOX for regular season games, as well as working with in-studio shows.

Barber, a five-time Pro Bowler and five-time AP All-Pro selection, entered the league as a third-round (66th overall) pick by the Buccaneers in the 1997 NFL Draft. He holds numerous team and league records, including a streak of 200 consecutive starts at cornerback, the most for that position in NFL history. Barber was a key component of the Tampa Bay defense that ruled the league in the late 1990s and early 2000s, helping bring the world championship in Super Bowl XXXVII.

Voted a team captain for nine consecutive seasons, Barber is well-known for his professionalism and leadership both on and off the field and is a welcome addition to Tampa Bay's preseason broadcast team.

Dan Lucas, who serves as a sports anchor and reporter for WFLA, will serve as the sideline analyst for the broadcasts. He is a Tampa native who graduated from Leto High School and went on to graduate from Florida State University. Prior to his work with WFLA, Lucas worked as weekend sports anchor at WJAC-TV in Johnstown, Pennsylvania, where he covered Penn State and all the Pittsburgh professional sports franchises.

BUCCANEERS PRESEASON SCHEDULE

DATE	OPPONENT	TIME	STATION
8/8	Baltimore	7:30 PM	WFLA
8/16	at New England	8:00 PM	FOX
8/24	at Miami	7:30 PM	WFLA
8/29	Washington	7:30 PM	WFLA

**All Times Eastern*

BUCCANEERS RADIO NETWORK



GENE DECKERHOFF



DAVE MOORE



T.J. RIVES

In its 10th year, Clear Channel's US 103.5 FM will serve as the flagship station for the Buccaneers Radio Network. US 103.5 will broadcast all Buccaneers games in stereo with a 100,000-watt signal that blankets the Tampa Bay area. Clear Channel will also simulcast Buccaneers football on its sister station, 620 WDAE-AM/95.3 FM.

Handling the play-by-play duties for the 25th straight season is Gene Deckerhoff. Deckerhoff's 25 years of service with the Buccaneers currently ranks as the fifth-longest in the NFL. Considered one of the nation's premier play-by-play announcers, Deckerhoff has also served as the voice of Florida State University football and basketball since 1979.

Deckerhoff is the former play-by-play man for the USFL's Tampa Bay Bandits and also served as the sports director for WCTV-TV in Tallahassee. Deckerhoff is a 14-time recipient of the Florida Sportscaster of the Year award.

Dave Moore, former Tampa Bay Buccaneers tight end, enters his seventh season as color analyst with the Buccaneers Radio Network.

Moore spent 13 of his 15 seasons in the NFL with the Buccaneers. The seventh-round draft pick (191st overall) started his first season with the Dolphins in 1992 before joining the Buccaneers. Following a stint in Buffalo during the 2002 campaign, Moore returned to the Bay area and finished his NFL career with 207 receptions for 2,028 receiving yards and 28 touchdowns. He also made a Pro Bowl appearance in 2006.

T.J. Rives begins his ninth season as Tampa Bay's sideline reporter. Rives is a radio and television veteran of the Tampa Bay area and nationally for the last 21 years. During the 2013 season, Rives will host the Greg Schiano Radio Show on Monday nights. He graduated with a degree in broadcasting from the former Memphis State University.

Buccaneers fans across the state can tune into Tampa Bay games thanks to the Buccaneers Radio Network. Deckerhoff's descriptions of the action -- including pre-game, halftime and post-game -- are simulcast on radio stations throughout the state.



BUCCANEERS RADIO NETWORK AFFILIATES

Brooksville	WWJB 1450 AM	Ocala	WMOP 900 AM
Daytona Beach	WYGM 740 AM	Orlando	WYGM 740 AM
Ft. Myers	WWCN 770 AM	Panama City	WDIZ 590 AM
Ft. Lauderdale	WMEN 640 AM	Port St. Lucie	WPSL 1590 AM
Gainesville	WGGG 1230 AM	Punta Gorda	WWCN 770 AM
Homosassa Springs	WXCW 95.3 FM	Sebring	WFUS 103.5 FM
Jacksonville	TBD	Tallahassee	WNLS 1270 AM
Lakeland	WLKF 1430 AM	Tampa Bay/Sarasota	WFUS 103.5 FM
Melbourne	WSJZ 95.9 FM		WDAE 620 AM
Miami	WMEN 640 AM		and 95.3 FM
Naples	WWCN 99.3 FM	West Palm Beach	WMEN 640 AM

OWNERSHIP

PLAYERS

2011 REVIEW

HISTORY

RECORDS

SIDELINES

2013 NFL SCHEDULE

ALL TIMES EASTERN

WEEK 1

THURSDAY, SEPT. 5

Baltimore at Denver 8:20

SUNDAY, SEPT. 8

New England at Buffalo 1:00
 Seattle at Carolina 1:00
 Cincinnati at Chicago 1:00
 Miami at Cleveland 1:00
 Minnesota at Detroit 1:00
 Oakland at Indianapolis 1:00
 Kansas City at Jacksonville 1:00
 Atlanta at New Orleans 1:00
 Tampa Bay at N.Y. Jets 1:00
 Tennessee at Pittsburgh 1:00
 Arizona at St. Louis 4:25
 Green Bay at San Francisco 4:25
 N.Y. Giants at Dallas 8:30

MONDAY, SEPT. 9

Philadelphia at Washington 7:10
 Houston at San Diego 10:20

WEEK 2

THURSDAY, SEPT. 12

N.Y. Jets at New England 8:25

SUNDAY, SEPT. 15

St. Louis at Atlanta 1:00
 Cleveland at Baltimore 1:00
 Carolina at Buffalo 1:00
 Minnesota at Chicago 1:00
 Washington at Green Bay 1:00
 Tennessee at Houston 1:00
 Miami at Indianapolis 1:00
 Dallas at Kansas City 1:00
 San Diego at Philadelphia 1:00
 Detroit at Arizona 1:05
 New Orleans at Tampa Bay 4:05
 Denver at N.Y. Giants 4:25
 Jacksonville at Oakland 4:25
 San Francisco at Seattle 8:30

MONDAY, SEPT. 16

Pittsburgh at Cincinnati 8:40

WEEK 3

THURSDAY, SEPT. 19

Kansas City at Philadelphia 8:25

SUNDAY, SEPTEMBER 22

Houston at Baltimore 1:00
 Green Bay at Cincinnati 1:00
 N.Y. Giants at Carolina 1:00
 St. Louis at Dallas 1:00
 Cleveland at Minnesota 1:00
 Tampa Bay at New England 1:00
 Arizona at New Orleans 1:00
 San Diego at Tennessee 1:00
 Detroit at Washington 1:00
 Atlanta at Miami 4:05
 Buffalo at N.Y. Jets 4:25
 Indianapolis at San Francisco 4:25
 Jacksonville at Seattle 4:25
 Chicago at Pittsburgh 8:30

MONDAY, SEPT. 23

Oakland at Denver 8:40

WEEK 4

THURSDAY, SEPT. 26

San Francisco at St. Louis 8:25

SUNDAY, SEPT. 29

Baltimore at Buffalo 1:00
 Cincinnati at Cleveland 1:00
 Chicago at Detroit 1:00
 Seattle at Houston 1:00
 Indianapolis at Jacksonville 1:00
 N.Y. Giants at Kansas City 1:00
 Pittsburgh at Minnesota (London) 5:00
 Arizona at Tampa Bay 1:00
 N.Y. Jets at Tennessee 4:05
 Philadelphia at Denver 4:25
 Washington at Oakland 4:25
 New England at Atlanta 8:30

MONDAY, SEPT. 30

Miami at New Orleans 8:40
Open date: Carolina, Green Bay

WEEK 5

THURSDAY, OCT. 3

Buffalo at Cleveland 8:25

SUNDAY, OCT. 6

New Orleans at Chicago 1:00
 New England at Cincinnati 1:00
 Detroit at Green Bay 1:00
 Seattle at Indianapolis 1:00
 Baltimore at Miami 1:00
 Philadelphia at N.Y. Giants 1:00
 Jacksonville at St. Louis 1:00
 Kansas City at Tennessee 1:00
 Carolina at Arizona 4:05
 Denver at Dallas 4:25
 San Diego at Oakland 4:25
 Houston at San Francisco 8:30

MONDAY, OCT. 7

N.Y. Jets at Atlanta 8:40
Open date: Minnesota, Pittsburgh, Tampa Bay, Washington

WEEK 6

THURSDAY, OCT. 10

N.Y. Giants at Chicago 8:25

SUNDAY, OCT. 13

Green Bay at Baltimore 1:00
 Cincinnati at Buffalo 1:00
 Detroit at Cleveland 1:00
 St. Louis at Houston 1:00
 Oakland at Kansas City 1:00
 Carolina at Minnesota 1:00
 Pittsburgh at N.Y. Jets 1:00
 Philadelphia at Tampa Bay 1:00
 Jacksonville at Denver 4:05
 Tennessee at Seattle 4:05
 New Orleans at New England 4:25
 Arizona at San Francisco 4:25
 Washington at Dallas 8:30

MONDAY, OCT. 14

Indianapolis at San Diego 8:40
Open date: Atlanta, Miami

WEEK 7

THURSDAY, OCT. 17

Seattle at Arizona 8:25

SUNDAY, OCT. 20

Tampa Bay at Atlanta 1:00
 St. Louis at Carolina 1:00
 Cincinnati at Detroit 1:00
 San Diego at Jacksonville 1:00
 Houston at Kansas City 1:00
 Buffalo at Miami 1:00
 New England at N.Y. Jets 1:00
 Dallas at Philadelphia 1:00
 Chicago at Washington 1:00
 San Francisco at Tennessee 4:05
 Cleveland at Green Bay 4:25
 Baltimore at Pittsburgh 4:25
 Denver at Indianapolis 8:30

MONDAY, OCT. 21

Minnesota at N.Y. Giants 8:30
Open date: New Orleans, Oakland

WEEK 8

THURSDAY, OCT. 24

Carolina at Tampa Bay 8:25

SUNDAY, OCT. 27

Dallas at Detroit 1:00
 San Francisco at Jacksonville (London) 1:00
 Cleveland at Kansas City 1:00
 Miami at New England 1:00
 Buffalo at New Orleans 1:00
 N.Y. Giants at Philadelphia 1:00
 Pittsburgh at Oakland 4:05
 N.Y. Jets at Cincinnati 4:05
 Atlanta at Arizona 4:25
 Washington at Denver 4:25
 Green Bay at Minnesota 8:30

MONDAY, OCT. 28

Seattle at St. Louis 8:30
Open date: Baltimore, Chicago, Houston, Indianapolis, San Diego, Tennessee

WEEK 9

THURSDAY, OCT. 31

Cincinnati at Miami 8:25

SUNDAY, NOV. 3

Kansas City at Buffalo 1:00
 Atlanta at Carolina 1:00
 Minnesota at Dallas 1:00
 New Orleans at N.Y. Jets 1:00
 Tennessee at St. Louis 1:00
 San Diego at Washington 1:00
 Philadelphia at Oakland 4:05
 Tampa Bay at Seattle 4:05
 Baltimore at Cleveland 4:25
 Pittsburgh at New England 4:25
 Indianapolis at Houston 8:30

MONDAY, NOV. 4

Chicago at Green Bay 8:30
Open date: Arizona, Denver, Detroit, Jacksonville, N.Y. Giants, San Francisco

WEEK 10**THURSDAY, NOV. 7**

Washington at Minnesota..... 8:25

SUNDAY, NOV. 10

Seattle at Atlanta..... 1:00

Cincinnati at Baltimore..... 1:00

Detroit at Chicago..... 1:00

Philadelphia at Green Bay..... 1:00

St. Louis at Indianapolis..... 1:00

Oakland at N.Y. Giants..... 1:00

Buffalo at Pittsburgh..... 1:00

Jacksonville at Tennessee..... 1:00

Carolina at San Francisco..... 4:05

Houston at Arizona..... 4:25

Denver at San Diego..... 4:25

Dallas at New Orleans..... 8:30

MONDAY, NOV. 11

Miami at Tampa Bay..... 8:30

*Open date: Cleveland, Kansas City, New England, N.Y. Jets***WEEK 11****THURSDAY, NOV. 14**

Indianapolis at Tennessee..... 8:25

SUNDAY, NOV. 17

N.Y. Jets at Buffalo..... 1:00

Baltimore at Chicago..... 12:00

Cleveland at Cincinnati..... 1:00

Oakland at Houston..... 1:00

Arizona at Jacksonville..... 1:00

San Diego at Miami..... 1:00

Washington at Philadelphia..... 1:00

Detroit at Pittsburgh..... 1:00

Atlanta at Tampa Bay..... 1:00

Kansas City at Denver..... 4:05

San Francisco at New Orleans..... 4:25

Minnesota at Seattle..... 4:25

Green Bay at N.Y. Giants*..... 8:30

MONDAY, NOV. 18

New England at Carolina..... 8:30

*Open date: Dallas, St. Louis***WEEK 12****THURSDAY, NOV. 21**

New Orleans at Atlanta..... 8:25

SUNDAY, NOV. 24

N.Y. Jets at Baltimore..... 1:00

Pittsburgh at Cleveland..... 1:00

Tampa Bay at Detroit..... 1:00

Minnesota at Green Bay..... 1:00

Jacksonville at Houston..... 1:00

San Diego at Kansas City..... 1:00

Carolina at Miami..... 1:00

Chicago at St. Louis..... 1:00

Indianapolis at Arizona..... 4:05

Tennessee at Oakland..... 1:05

Dallas at N.Y. Giants..... 4:25

Denver at New England*..... 8:30

MONDAY, NOV. 25

San Francisco at Washington..... 8:40

WEEK 13**THURSDAY, NOV. 28**

Green Bay at Detroit..... 1:30

Oakland at Dallas..... 4:30

Pittsburgh at Baltimore..... 8:30

SUNDAY, DEC. 1

Tampa Bay at Carolina..... 1:00

Jacksonville at Cleveland..... 1:00

Tennessee at Indianapolis..... 1:00

Denver at Kansas City..... 1:00

Chicago at Minnesota..... 1:00

Miami at N.Y. Jets..... 1:00

Arizona at Philadelphia..... 1:00

Atlanta at Buffalo (Toronto)..... 4:05

St. Louis at San Francisco..... 4:05

New England at Houston..... 4:25

Cincinnati at San Diego..... 4:25

N.Y. Giants at Washington*..... 8:30

MONDAY, DEC. 2

New Orleans at Seattle..... 8:30

WEEK 14**THURSDAY, DEC. 5**

Houston at Jacksonville..... 8:25

SUNDAY, DEC. 8

Minnesota at Baltimore..... 1:00

Indianapolis at Cincinnati..... 1:00

Cleveland at New England..... 1:00

Oakland at N.Y. Jets..... 1:00

Carolina at New Orleans..... 1:00

Detroit at Philadelphia..... 1:00

Miami at Pittsburgh..... 1:00

Buffalo at Tampa Bay..... 1:00

Kansas City at Washington..... 1:00

Tennessee at Denver..... 4:05

St. Louis at Arizona..... 4:25

N.Y. Giants at San Diego..... 4:25

Seattle at San Francisco..... 4:25

Atlanta at Green Bay*..... 8:30

MONDAY, DEC. 9

Dallas at Chicago..... 8:30

WEEK 15**THURSDAY, DEC. 12**

San Diego at Denver..... 8:25

SUNDAY, DEC. 15

Washington at Atlanta..... 1:00

Chicago at Cleveland..... 1:00

Houston at Indianapolis..... 1:00

Buffalo at Jacksonville..... 1:00

New England at Miami..... 1:00

Philadelphia at Minnesota..... 1:00

Seattle at N.Y. Giants..... 1:00

New Orleans at St. Louis..... 1:00

San Francisco at Tampa Bay..... 1:00

Arizona at Tennessee..... 1:00

N.Y. Jets at Carolina..... 4:05

Kansas City at Oakland..... 4:05

Green Bay at Dallas..... 4:25

Cincinnati at Pittsburgh*..... 8:30

MONDAY, DEC. 16

Baltimore at Detroit..... 8:30

WEEK 16**SUNDAY, DEC. 22**

Miami at Buffalo..... 1:00

New Orleans at Carolina..... 1:00

Minnesota at Cincinnati..... 1:00

Denver at Houston..... 1:00

Tennessee at Jacksonville..... 1:00

Indianapolis at Kansas City..... 1:00

Cleveland at N.Y. Jets..... 1:00

Chicago at Philadelphia..... 1:00

Tampa Bay at St. Louis..... 1:00

Dallas at Washington..... 1:00

N.Y. Giants at Detroit..... 4:05

Arizona at Seattle..... 4:05

Pittsburgh at Green Bay..... 4:25

Oakland at San Diego..... 4:25

New England at Baltimore*..... 8:30

SATURDAY, DEC. 23

Atlanta at San Francisco..... 8:30

WEEK 17**SUNDAY, DEC. 29**

Carolina at Atlanta..... 1:00

Green Bay at Chicago..... 1:00

Baltimore at Cincinnati..... 1:00

Philadelphia at Dallas..... 1:00

Jacksonville at Indianapolis..... 1:00

N.Y. Jets at Miami..... 1:00

Detroit at Minnesota..... 1:00

Buffalo at New England..... 1:00

Tampa Bay at New Orleans..... 1:00

Washington at N.Y. Giants..... 1:00

Cleveland at Pittsburgh..... 1:00

Houston at Tennessee..... 1:00

San Francisco at Arizona..... 4:25

Denver at Oakland..... 4:25

Kansas City at San Diego..... 4:25

St. Louis at Seattle..... 4:25

Sunday Night game TBD

* Note: Sunday night games in Weeks 11-16 subject to change.

POSTSEASON**WILD CARD WEEKEND***Saturday, Jan. 4 and Sunday, Jan. 5***DIVISIONAL PLAYOFFS***Saturday, Jan. 11 and Sunday, Jan. 12***CONFERENCE CHAMPIONSHIPS***Sunday, Jan. 19***AFC-NFC PRO BOWL***Sunday, January 26**Aloha Stadium, Honolulu, Hawaii***SUPER BOWL XLVIII***Sunday, February 2**New York/New Jersey*

BUCCANEERS.COM

THE TAMPA BAY BUCCANEERS' HOME ON THE WEB

Since its launch in 1999, Buccaneers.com has emerged as the definitive source for information, entertainment, video, photography, game coverage and locker-room access regarding the Tampa Bay Buccaneers. In May 2010, the Buccaneers teamed with the NFL to launch a new fully integrated and interactive website which allows the team to also have access to NFL Network content. The site continues to be on the cutting-edge of internet sports coverage and provides fans direct access to the site's most popular features.

Buccaneers.com hosts updated news, video and photos, contests and interactive opportunities. Visit the site and watch Head Coach Greg Schiano's weekly press conference stream live each Monday.

A special media section includes dozens of items to help print, radio, television and Internet sources perform their jobs and keep football fans in the know.

Buccaneers.com remains the only source of up-to-the-minute information for Buccaneers fans.

Below is a summary of some of the site's most popular content:

MEDIA TOOLS

- Constantly updated and easy to download rosters, depth charts, weekly releases, statistics pages and other informational files
- Always up-to-date press release archives
- Credential information and other team media policies

NEWS SOURCE

- Official source for news on team transactions, such as player signings, roster cuts and depth chart changes
- Always up-to-date roster, depth chart and transactions page
- Feature articles on relevant players and subjects

MULTIMEDIA CENTER

- Podcasts of weekly radio shows, press conferences and other events made available shortly after their conclusion
- Live coverage of all postgame and day-after-game press conferences by head coach, in addition to other selected press conferences
- Frequent video and audio interviews in the Buccaneers Multimedia Network, complete with deep archive spanning several seasons
- Weekly game highlights produced by NFL Films
- NFL Network coverage of the Buccaneers
- Fan-interactive interviews and other elements
- Deepest on-line image archive in the league.

The screenshot shows the Tampa Bay Buccaneers website homepage. At the top is the team logo and navigation links. Below is a '2011 SCHEDULE' section with a list of games. A large featured article titled 'LEGRAND AWARDED ESPY' is prominently displayed. To the right, there's a 'MOST RECENT' section with links to news stories. Below the main article is a 'TICKET INFORMATION' section with links for future opponents, chat, group tickets, parking, and managing tickets. Further down is a 'VIDEOS' section with thumbnails for various news items. On the right side, there are several promotional banners, including one for 'DEFEND THE BAY' and another for 'FAN SHOP'. The bottom of the page features a 'NEW DAY RISING' banner.

GAME COVERAGE

- Pregame news, including injury updates, lineup information, inactives and thoughts from the head coach
- In-game updates, including play-by-play, quarterly stats and game-story updates at the end of each period
- Game photos transmitted directly from Buccaneers' sideline
- Up-to-the-minute injury and lineup information
- Wrap up story posted immediately after the game

ADDITIONAL FEATURES

- Cheerleader section featuring photos, bios and diary entries
- Ticket and seating information
- Detailed stadium information, featuring seating diagrams, parking maps and concession locations
- Community relations updates
- Team Store

CHEERLEADERS

Since 1976 the Tampa Bay Buccaneers Cheerleaders have charmed the team's avid fans, performed to worldwide acclaim, and cheered the team to a Super Bowl Championship.

The 28 to 34 women that comprise the squad are chosen from hundreds of candidates each year to represent the team and include athletes, educators, professionals, students and mothers. These talented women are committed both to the team and the community, making a large number of appearances for both corporate and non-profit events throughout their term.

In addition to their work within the Tampa Bay Area, the Tampa Bay Buccaneers Cheerleaders also serve as ambassadors for the organization throughout the United States and beyond, traveling to locations in Asia, Canada, Egypt, Japan, Europe, Australia, California, Texas and Hawaii.



MELISSA VALDEZ FITZGERALD

CHEERLEADING MANAGER

Melissa Valdez Fitzgerald is currently entering her sixth season with the Tampa Bay Buccaneers and her first as cheerleading manager, following five seasons as cheerleading coordinator. She has over 30 years of dance training and has been involved with professional cheerleading for 19 years.

Valdez Fitzgerald was a member of the Dallas Cowboys Cheerleaders for six seasons as a cheerleader, team captain, show group member and member of the All-Star team. She was also selected as a Pro Bowl Cheerleader and DCC Veteran of the Year in 2002. She then cheered for two seasons with the San Francisco 49ers Gold Rush, later being offered an assistant director's position in 2005.

Working with e2k Sports in San Francisco, Valdez Fitzgerald helped produce multiple events including the 2005 United Way Thanksgiving Halftime Show, 2006 NFL Pro Bowl and all San Francisco 49ers game days. Recently, she worked as the 2010 Pro Bowl Cheerleader Coordinator with the Miami Dolphins.



2013 TAMPA BAY BUCCANEERS CHEERLEADERS

INGRID ALEMAN
Student
KASEY ANSON
Account Manager
KAREN BITTINGER
Group Fitness Instructor
CORI CAMPBELL
Executive Team Leader
ASHLEY CLARK
Theme Park Entertainer
CHRISTINA CRAWFORD
Event Marketing Specialist
TRICIA CUSMANO
Student
BRIANNA ESTEVES
Student
ASHLEE FIGG
Marketing Manager

LACY GOOD
Administrative Assistant
KASEY HARRINGTON
Marketing Representative
MEGAN HEVNER
Account Manager
SAUNDRA JESSIE
Customer Service Specialist
CASSIE KILCOYNE
Marketing/Comm. Director
JULIA MICHAEL
Student
BARANESE MILLER
Student
THERESA MILLER
Student
NORIE MIYATA
Student
TAYLOR MOCK
Student

DARLA FAYE NOLAN
Hairstylist
KARRAH NOBEL
Human Resources Facilitator
ALISA PARKIN
Student
ANTASIA PEREZ
Student
MICAH ROBINSON
Mortgage Processor
KENDALL SCHWABE
Teacher
KARI SOEHREN
Student
CRYSTALE TORRES
Community Assistant
JACQUELINE WALDRON
Teacher

MEDIA POLICIES AND GAMEDAY INFORMATION

MEDIA POLICIES

Interview Requests: All interview requests for Tampa Bay Buccaneers players, coaches, executives or staff members should be directed to the Public Relations Department at (813) 554-1311. Phone interviews should be arranged in advance and are subject to availability. Head Coach Greg Schiano will address the media directly after practices and will make a weekly conference call each Wednesday to speak with the opposing team media. Schiano will also have a regularly scheduled day-after-game press conference. Please contact Buccaneers PR for details.

Open Locker Room Periods: The Buccaneers' locker room is open for accredited media each Monday, Wednesday, Thursday and Friday. Times for the open locker room session are available by contacting the PR department. Players and coaches are not available for interviews on Tuesdays.

Practice Regulations: Times for the team's weekly practices are available by calling the Buccaneers' PR department. All practices are closed to the public. Media, still photographers and videographers may attend approximately the first 30 minutes of practice.

Game Credentials: Credential requests are honored for accredited media on specific assignment and must be made through the Buccaneers' PR department. Credentials will not be issued to writers or photographers working on a freelance basis unless the request is made by an approved publication or news organization. Season-long credentials are issued in August; game-by-game credentials must be requested at least one week prior to each home game. All credential requests must be submitted via the Buccaneers' media site at <http://media.buccaneers.com>. Contact Kelly Schutz with any questions regarding credentials.

Press Releases: The Buccaneers' weekly press release, including updated statistics, player bios, etc., may be obtained in the team's press facility at One Buccaneer Place or on the media site. The team's weekly injury report can be found in the same locations.

GAMEDAY INFORMATION

Entry: The media entrance at Raymond James Stadium is located near Dock D on the southwest corner of the facility. The entrance to the media lobby can be found just north of the southwest ramps and just south of the television truck parking area. The press box and television and radio booths may be reached via a media-dedicated elevator on the east side of the lobby.

Will Call: Members of the media needing to pick up their pass at the game will find the media will call area just inside the media entrance at Dock D. The media will call is staffed beginning four hours prior to kickoff. Ticket will call is located on the south end of the stadium, accessible from the outside between Ramps C and D.

Phones: Media needing a phone on gameday must contact Sandra Jones of CenturyLink (800-471-1139) prior to the day of the game. If you do not place an order prior to the day of the game, you will be responsible for any charges from Sprint for setting up these services on gameday.

Locker Room Access: Both team locker rooms will be open to press bearing the proper credentials following the NFL-mandated 10-minute cooling-off period. The media elevator will transport members of the press that wish to visit the locker room at a designated time in the fourth quarter. To reach either locker room from the press box, simply take the elevator to the ground level and follow the corridor running parallel to the field's west sideline.

NOTE: Unless previously arranged, no interviews of players for either team are allowed on the field following the game.

TAMPA BAY BUCCANEERS

One Buccaneer Place – Tampa, FL 33607

PHONE NUMBERS

Main: (813) 870-2700 – **Public Relations:** (813) 554-1311

Public Relations Fax: (813) 387-6317 – **Ticket Office:** (813) 879-2827

PUBLIC RELATIONS DEPARTMENT

Director of Communications	Nelson Luis nluis@buccaneers.nfl.com	Work: (813) 554-1314
Senior Public Relations Manager	Michael Pehanich mpehanich@buccaneers.nfl.com	Work: (813) 870-2700, ext. 2251
Public Relations Manager	Allen Barrett abarrett@buccaneers.nfl.com	Work: (813) 870-2700, ext. 2561
Public Relations Coordinator	Kelly Schutz kschutz@buccaneers.nfl.com	Work: (813) 870-2700, ext. 2522
Public Relations Assistant	Chris King cking@buccaneers.nfl.com	Work: (813) 870-2700, ext. 2464
Director of Broadcast Operations	Jeff Ryan jryan@buccaneers.nfl.com	Work: (813) 870-2700, ext. 1352
Senior Writer	Scott Smith ssmith@buccaneers.nfl.com	Work: (813) 870-2700, ext. 2286



PEWTER PARTNERS

RAYMOND JAMES®



CORPORATE SPONSORS





www.glazerfamilyfoundation.org



www.glazermuseum.org

In 2010, the Foundation helped create a new way for children to become lifelong learners and leaders: the Glazer Children's Museum.

The Glazer Children's Museum opened on September 25, 2010 along the waterfront in downtown Tampa. The 53,000 square-foot building is not just a museum, but a place with activities, games and challenges that allows children to learn in an exciting, stimulating environment. The world-class facility has already hosted hundreds of thousands of visitors and been honored both locally and nationally for educational excellence and economic impact. In 2012, the Tampa Bay Business Journal named the Glazer Children's Museum as its Arts, Culture and Humanities "Nonprofit of the Year."

A combination of permanent and traveling exhibits, comprehensive year-round programs and special events provide children, parents, caregivers and teachers with a rich and ever-changing atmosphere for playful learning. Kids can enjoy more than 170 unique, interactive exhibits called 'Interactivities' throughout 12 differently-themed areas committed to education and imagination. Children can pretend to be airplane pilots, cruise ship captains, construction workers, fire fighters, doctors and more in a safe, engaging environment.

Having established impactful partnerships with schools, nonprofit organizations and civic leaders, the Glazer Children's Museum serves as an invaluable resource to the community. A main attraction in downtown Tampa and a destination for local residents, regional visitors and tourists, the Museum is in a class all its own. For hours of operation, directions and more information, visit www.GlazerMuseum.org.

