





# TAMPA BAY BUCCANEERS 2009 SCHEDULE

## PRESEASON

	Sat	Aug 15	8:00 PM	at Tennessee	WFLA
	Sat	Aug 22	7:30 PM	at Jacksonville	WFLA
	THU	AUG 27	8:00 PM	MIAMI*	FOX
	FRI	SEPT 4	7:00 PM	HOUSTON	WFLA

## REGULAR SEASON

	SUN	SEPT 13	1:00 PM	DALLAS	FOX
	Sun	Sept 20	4:05 PM	at Buffalo	FOX
	SUN	SEPT 27	1:00 PM	N.Y. GIANTS	FOX
	Sun	Oct 4	1:00 PM	at Washington	FOX
	Sun	Oct 11	1:00 PM	at Philadelphia	FOX
	SUN	OCT 18	1:00 PM	CAROLINA	FOX
	SUN	OCT 25	1:00 PM	NEW ENGLAND (LONDON)	CBS
	SUN	NOV 8	1:00 PM	GREEN BAY	FOX
	Sun	Nov 15	1:00 PM	at Miami	FOX
	SUN	NOV 22	1:00 PM	NEW ORLEANS^	FOX
	Sun	Nov 29	1:00 PM	at Atlanta^	FOX
	Sun	Dec 6	1:00 PM	at Carolina^	FOX
	SUN	DEC 13	1:00 PM	N.Y. JETS^	CBS
	Sun	Dec 20	4:15 PM	at Seattle^	FOX
	Sun	Dec 27	1:00 PM	at New Orleans^	FOX
	SUN	JAN 3	1:00 PM	ATLANTA^	FOX

HOME GAMES IN ALL CAPS • All times Eastern

\* Nationally-Televised Game

^Subject to flexible scheduling

[www.Buccaneers.com](http://www.Buccaneers.com)

TAMPA BAY BUCCANEERS 2009 MEDIA GUIDE



2009 TAMPA BAY BUCCANEERS  
MEDIA GUIDE



## GLAZER CHILDREN'S MUSEUM



The Glazer Family Foundation recently donated \$5 million toward the construction of a new children's museum in Tampa, scheduled to open in 2010. The new Glazer Children's Museum will be a 50,000 square foot non-profit educational and cultural facility.

It will feature a combination of permanent and traveling exhibits, comprehensive year-round programs, and special events. The Museum will offer families a safe, stimulating and playful environment where children and adults can learn about themselves, each other, and the world they live in through exploration and role-playing. Just as importantly, it will serve as an early childhood educational resource for local schools and as a program partner with local and regional family and child service providers.

"Our family is dedicated to enriching the lives of youth in the Tampa Bay area through a variety of programs and grants," said Darcie Glazer Kasewitz, Co-President of the Glazer Family Foundation. "We understand and appreciate the importance of positively shaping the lives of children, which is why we are proud to help finance the construction of this museum for families throughout West Central Florida to enjoy."

The Glazer Children's Museum will be located along the Hillsborough River in downtown Tampa near the new Tampa Museum of Art and the Tampa Bay Performing Arts Center. A groundbreaking ceremony on March 9, 2009, involving Glazer Kasewitz, Buccaneers Co-Chairman Bryan Glazer, local officials and project supporters marked a 16-month construction and move-in process.



[www.glazerfamilyfoundation.org](http://www.glazerfamilyfoundation.org)



# ONE BUCCANEER PLACE



## BY THE NUMBERS

136,320 TOTAL SQUARE FEET • 33 ACRES • 3 PRACTICE FIELDS • 2,400 SQUARE FOOT AUDITORIUM • 6,600 SQUARE FOOT LOCKER ROOM  
9,353 SQUARE FOOT WEIGHT ROOM • 3,496 SQUARE FOOT DINING ROOM • 4,590 SQUARE FOOT MEDIA WORK ROOM & STUDIO

They grace the Bay area skyline as twin monuments to the power and passion of professional football: Raymond James Stadium, "The Crown Jewel of the NFL," and now its partner in excellence, One Buccaneer Place, the Tampa Bay Buccaneers' new training facility.

Within walking distance of the stadium, the Buccaneers' home is already being touted as the standard by which all future sports facilities will be measured. No effort was spared in making this the most expansive facility in the NFL, equipped with every modern amenity and the latest tools of the profession. Opening to rave reviews among league insiders, it has made Tampa the preferred destination for free agent players, prospective coaches and administrators.

The team headquarters is a combination of function, style and space - much, much more space than the Buccaneers have ever enjoyed. The facility encompasses 136,320 square feet covering 33 acres and includes three practice fields behind the main buildings.

The team has used that space to raise the bar in every category of team preparation, from the massive locker

room to the weight room building. Add in the team auditorium, media work room and studio, a remarkably-equipped team dining room and countless other features and you have, hands down, the best facility in the NFL.

"The new facility gives our players, coaches and staff an unparalleled environment in which to work," said Buccaneers Co-Chairman Joel Glazer.

The signature of the facility is its spectacular entrance, which is adorned with the world's largest football. The sleek steel-and-glass construct is five stories tall, point to point, and angles against the main building as if it were on a tee, ready to start the game.

The two-story main building stretches away to both sides of the football, fronted by appealing walls of glass that call to mind the most notable exterior feature of Raymond James Stadium. Inside, the building is state-of-the-art in every way, from the rehabilitation pools in the training room to fully-integrated video equipment in every meeting room and coach's office. It is, simply, the ideal place to build a championship football team.





# TABLE OF CONTENTS

## OWNERSHIP

Malcolm Glazer .....	4
Bryan Glazer .....	7
Joel Glazer .....	8
Edward Glazer .....	10

## COMMUNITY

Darcie Glazer Kasewitz .....	11
Glazer Family Foundation .....	12
Buccaneers in the Community .....	14
Buccaneers Women's Organization .....	17

## FRONT OFFICE

Brian Ford .....	18
Mark Dominik .....	19
Raheem Morris .....	21
Assistant Coaches .....	23
All-Time Coaches Roster .....	44
Football Staff .....	47
Buccaneers Staff .....	61
2009-10 NFL Calendar .....	64
Staff Directory .....	71

## PLAYERS

Veterans .....	68
Draft Picks .....	153
First-Year Players .....	159
Alphabetical Roster .....	168
Numerical Roster .....	170
Pronunciation Guide .....	170

## 2008 REVIEW

Regular Season Statistics .....	172
Preseason Statistics .....	174
Starting Lineups .....	175
Participation Chart .....	176
Personnel Log .....	178
Game-by-Game Team Statistics .....	180
Game-by-Game Individual Statistics .....	184
Team Rankings .....	189
NFL Standings .....	190

## HISTORY

Historical Highlights .....	192
All-Time Honors .....	204
Pro Bowl Buccaneers .....	207
NFC Honors .....	208
Additional Awards .....	209
Year-by-Year Scores .....	210
Preseason Win-Loss Summary .....	226
Regular Season Win-Loss Summary .....	227

## CREDITS

### 2009 TAMPA BAY BUCCANEERS MEDIA GUIDE

Executive Editor: Jeffery Kamis
Associate Editor: Jason Wahlers
Creative Editor: Dan Berglund
Assistant Editors: Kimberly Hannah, Scott Smith, Matthew Baldovsky
Design Assistance: Casey Armstrong, Anique Coffee, Lauren Coffee
Editorial Assistance: Allen Barrett, Kevin Brown, Sandy Charboneau, Mike Chasanoff, Jim Mackes, Jeff Ryan

Postseason Win-Loss Summary .....	227
Team-by-Team Results .....	228
All-Time Divisional Standings .....	231
All-Time Attendance .....	232
All-Time Roster .....	233
Draft History .....	246
Free Agency History .....	249
Year-by-Year Individual Leaders .....	251
Year-by-Year Records .....	256
All-Time Head Coaches Records .....	256
Home-Away Records .....	257
Starting Quarterbacks by Year .....	257
Year-by-Year Team Statistics .....	259
Franchise Milestones .....	262
Year-by-Year Season Summaries .....	263
All-Time Playoff Game Recaps .....	296
Buccaneers Super Bowl Ring .....	312

## RECORDS

Individual Records .....	314
Team Records .....	317
Opponent Individual Records .....	321
Opponent Team Records .....	322
Two-Team Records .....	323
Half-Game Records .....	323
Rookie Records .....	324
Miscellaneous Records .....	324
Career Top Tens .....	325
Season Top Tens .....	328
Playoff Records .....	331
Playoff Leaders .....	334
Top Buccaneer Performances .....	335
Top Opponent Performances .....	341
Longest Plays .....	346

## SIDELINES

John McKay .....	348
Lee Roy Selmon .....	349
Raymond James Stadium .....	350
One Buccaneer Place .....	355
Buccaneers.com .....	359
Super Bowls in Tampa .....	360
Raymond James Financial .....	362
Buccaneers Preseason Television .....	366
Buccaneers Radio Network .....	367
2009 NFL Schedule .....	368
Buccaneers Cheerleaders .....	370
Training Camp .....	371
Media Information .....	372

Cover Design: Casey Armstrong
Photography: Matt May, Mike Carlson, Jason Parkhurst, Tampa Bay Buccaneers, Associated Press, Getty Images, Pro Football Hall of Fame, Tiffany & Co., Hunt Construction Group.
Research assistance provided by Santo Labombarda from the Elias Sports Bureau and Nick Stamm from Stats, Inc.
Special thanks to Paul Stewart of BuCs UK





**OWNERSHIP**





When Malcolm Glazer triumphantly hoisted the Lombardi Trophy on January 26, 2003 after his Tampa Bay Buccaneers emphatically defeated the Oakland Raiders 48-21 in Super Bowl XXXVII, his celebratory stance and smile signified to a world-wide audience that the Buccaneers had indeed arrived.

That world championship – the franchise's first in its then 27-year history – marked the fulfillment of a vow by Glazer and his family to not only restore the long-lost success of Tampa's much-beloved franchise, but in fact to surpass any and all previous standards by capturing the team's first World Championship.

Glazer and the Buccaneers helped wipe away years of futility experienced by the team, its players and their fans in fulfilling that promise. The club continues to be one of the most successful in the league under his leadership. Among the vanguard of the business elite, Glazer has, through his dedication and diligence, helped mold the Buccaneers into a model franchise, one respected league-wide and one other sports franchises endeavor to emulate.

Since being purchased by Glazer on January 16, 1995, the Buccaneers franchise has experienced a dramatic upswing in its fortunes, posting a .527 winning percentage, earning seven playoff berths and capturing its first Super Bowl championship. In 2005, the team notched its 100th overall victory with the Glazers at the helm. Prior to the Glazer family's ownership, the Buccaneers won just 87 games in 19 seasons, posting a .300 winning percentage.

Under Glazer's watch, the Buccaneers' seven playoff appearances since 1997 are tied for third-most in the NFL. Prior to Glazer's arrival, the franchise advanced to the postseason just three times in the previous 19 years, from 1976-1994. In addition, Tampa Bay has reached the playoffs six times since 1999, tied for third-best in the league.

Tampa Bay also eclipsed the club record for wins in a regular season with 12 in 2002. In fact, the top five single-season win totals in club history (12 in 2002, 11 in 2005, 11 in 1999, 10 in 2000 and 10 in 1997) have all come under Glazer's helm, and Tampa Bay was the only team in the league to play in the postseason every year from 1999 to 2002. The 2007 campaign saw the Buccaneers claim their third NFC South Division title in six years, the sixth division crown in franchise history. The three titles are the most for any team in the division since its inception in 2002.

The Buccaneers have an 105-87 record since the start of the 1997 season, a winning percentage of .547 that ranks in the top five in the NFC over that span. The dominating Buccaneers defense ranked in the NFL's Top 10 for nine consecutive years from 1997-2005, then the longest streak in the league and tied for the second-longest streak in the NFL since 1970. Tampa Bay also ranked second in the NFL in total defense in 2007 and ninth in 2008.

In January of 2009, Glazer and his family made the bold decision to hire Raheem Morris, one of the league's best young talents. Morris became the youngest head coach in the National Football League upon his appointment on January 17, 2009. In addition, the family continued to upgrade off the field by naming long-time Director of Pro Personnel Mark Dominik as the fourth general manager in club history.

"Outside of the X's and O's, Mr. Glazer is why we're here," said former Pro Bowl FB Mike Alstott. "He came in and built the franchise up, allowed us to get some players in here that cared about winning. It has to start from the owner if you're going to get anywhere and be competitive in this league."

The drive to the Super Bowl title began when he made the controversial and courageous decision to hire Jon Gruden as the Buccaneers' seventh head coach in club history on February 18, 2002. Gruden, one of the rising coaching stars in the National Football League, became the youngest head coach in NFL history to win a Super Bowl. He was also the first non-rookie head coach in the history of the NFL to lead his team to the Super Bowl in his first season with a new team.

With his first Super Bowl title in hand, Glazer has his sights set on continued success and that drive led to another significant improvement. On March 17, 2004, the Buccaneers unveiled plans for their new, 136,320 square-foot state-of-the-art training center, promising a "world-class facility." The new facility, considered the largest free standing training structure of its kind in professional sports according to industry sources, opened to rave reviews in August of 2006 following training camp.

When it opened in 2006, NFL Insiders were calling it, hands down, the finest training facility in the NFL. The spectacular and innovative facility includes a breathtaking entrance, which features the world's largest football towering nearly five stories tall. It was built on the former Tampa Bay Center mall site across the street from Raymond James Stadium. The facility provides the ideal training environment to continue Tampa Bay's tradition of winning championships.

"Just like our stadium, our new training facility and administrative offices are the finest in the NFL," Glazer says.



"To ensure that our facility would be the best, we sent our football and administrative staffers to visit what we felt were the best NFL training facilities and, in some cases, the best collegiate facilities in the country. We instructed our people to take notes and photographs, and to design their respective areas the way they wanted them to be once the facility was finished. The information our people returned with was amazing. We then took that information, presented it to the architects, and let them create the NFL's best training facility."

Known among his league peers as an innovative thinker, Glazer has infused his team and employees with the determination and dedication to be the best in the NFL. Glazer's commitment to building a championship organization has provided the foundation for continued success on and off the field. That success has resulted in a level of popularity and support that is unmatched in franchise history.

Glazer has successfully constructed a multi-faceted plan, which calls for stable ownership, a talented coaching staff, knowledgeable personnel executives and a solid business partnership within the Tampa/St. Petersburg communities. The most visible aspect of this plan's success is Tampa Bay's state-of-the-art Raymond James Stadium, which has been dubbed the "Crown Jewel of the NFL." Raymond James Stadium offers an unmatched game-day atmosphere for fans and players alike. Since it opened in 1998, every regular season and playoff game at the stadium has been a sellout, and the Buccaneers boast a 58-30 record (.659 winning percentage) at home in the regular season, tied for third-best in the NFC over that span. In the fall of 2006, FoxSports.com named Raymond James Stadium the best in the National Football League. In addition, the stadium was rated as having the best grass turf in the League in 2006, according to a biennial survey conducted of the league's players. The home of the Buccaneers has also ranked first in the four previous surveys – 1998, 2000, 2002 and 2004 – since RJG opened in 1998.

Additionally, Glazer devoted a significant amount of time working to make the organization more fan-friendly by greatly increasing fan activities at Buccaneer home games through the expansion of the club's community relations and special events departments. His mandate to increase the team's visibility in the community was reflected in the more than 700 appearances made by Buccaneer players, coaches, cheerleaders and front office officials last year. Buccaneer players have set the standard with their philanthropic programs, including LB Derrick Brooks' "Brooks' Bunch" and RB Warrick Dunn's "Homes for the Holidays" initiatives, which have been nationally acclaimed for their impact in the community.

"It is important for us to succeed on the field, but I want us to be good citizens in our community as well," Glazer says. "We are role models. Children and adults look up to us. I want us to set the right example."

Glazer's input has been sought on the league level as well, as evidenced by his position on the NFL's Finance Committee. He has also played a major role in Tampa becoming a host for the Super Bowl on several occasions. The Bay area was awarded the 2009 Super Bowl in May 2005, marking the second time during Glazer's ownership the area welcomed the world's most spectacular event. Glazer played an enormous role in helping to land each of the Super Bowls to Raymond James Stadium.

In May 2009, the Glazer family was honored with the prestigious Gonzmart Family Ambassador of the Year Award as part of the 26th annual National Tourism Week presented by Tampa Bay & Company. The Ambassador award was presented to the Glazer Family in recognition of their efforts to help the tourism industry in the Bay area as well as their impact on the community overall. One very prominent example of the Glazer Family's impact in Tampa Bay in 2009 was the hosting of Super Bowl XLIII at Raymond James Stadium on February 1, 2009.

During the 1999 offseason, Glazer launched the much-anticipated Glazer Family Foundation, which is dedicated to assisting charitable and educational causes in the Tampa Bay community. In its 10 years of existence, the Foundation has donated millions in programs, tickets, grants and in-kind contributions. Most recently, the Foundation donated \$5 million toward the construction of a new children's museum in downtown Tampa, which will be named the Glazer's Children's Museum.

"The Glazers, first and foremost, are a close family that is very devoted to family and family values. They are also, quite obviously, smart business managers and very successful in multiple arenas. They are engaging and fun to be around, and they give their time to league committees and issues that have helped us be a better league.

The Glazer family transformed the franchise after acquiring it in 1995. They have rebuilt it, given it a new look and created an entirely new and positive image. They put together an exciting winning team, including the franchise's first Super Bowl appearance and victory during the 2002 season when the Bucs beat the Oakland Raiders in Super Bowl XXXVII. The Bucs have been in the playoffs seven times under the Glazers, won four division titles, and had five 10-win seasons.

They also have ensured that the entire Bucs organization plays a strong role in serving the community. The Glazers lead a model program and have produced a winning franchise on and off-the-field. The Glazers also provided tremendous leadership in the building of an outstanding new stadium and a first-class team facility. They have been very instrumental in bringing multiple Super Bowls to the Tampa Bay community, including last year's great Steelers-Cardinals game."

— **NFL COMMISSIONER ROGER GOODSELL ON THE GLAZER FAMILY**

The Glazer Family Foundation continues to support a wide variety of community programs throughout the Tampa Bay area. The Foundation has donated grant money to more than 145 non-profit organizations, provided more than 1.8 million Buccaneer bookmarks to public libraries throughout seven Bay area counties and supplied 13,500 backpacks to more than 52 organizations for its back-to-school program. The Foundation has also played a crucial role in the continued development of two local NFL Y.E.T. Centers, recently supplying the funding for the newly constructed Glazer Family Fields at Jackson Heights and Mort Park. Tampa Bay's two Y.E.T. Centers make it the first Super Bowl host city to house more than one of the NFL-affiliated youth development facilities. The foundation's signature program is the one Glazer is most proud of: The "Cheering You On Program," which has distributed more than 283,000 teddy bears to hospitalized children throughout central Florida.

In July of 2006, the Glazer Family donated more than \$40,000 in vision screening equipment to the Hillsborough and Pinellas County school systems. In 2007, the Foundation donated \$50,000 in equipment to Sarasota and Pasco County schools, and in the summer of 2008, the Foundation presented equipment valued at more than \$50,000 to the Osceola and Orange Counties' school systems. To date, the Foundation has distributed more than \$150,000 in vision equipment to six school districts, and it will continue to support and expand on the vision testing programs within the Greater Tampa Bay Area each year.

Glazer's philanthropic and charitable activities have also included the Tampa Bay Sports Commission, an organization that promotes amateur sports activities. Glazer has committed \$2 million dollars to the Commission.

A true American success story, Glazer began working in his father's watch-parts business at the age of eight. When Glazer was 15, his father died and the son assumed responsibility for the family business and expanded it.

In 2005, Glazer purchased the world's most popular and valuable sports team, Manchester United, for more than \$1.5 billion. The club has captured three consecutive Premier League titles (2007, 2008 and 2009), as well as the 2008 Champions League title.

In addition, Glazer owns, has owned or has been the largest shareholder of a diverse portfolio of international holdings and public companies, including: Shopping Centers, Zapata Corporation, Houlihan's Restaurant Chain, Harley Davidson, Formica, Tonka, Specialty Equipment and Omega Protein.

A resident of Palm Beach, Florida, Malcolm Glazer was born in Rochester, New York. He and his wife, Linda, have six children and 14 grandchildren.

## **TAMPA BAY BUCCANEERS FRANCHISE (BEFORE AND AFTER)**

CATEGORY	PRIOR TO GLAZER OWNERSHIP (1976-94) 19 SEASONS	BUCS WITH GLAZER FAMILY (1995-2008) 14 SEASONS
World Championships	0	1
NFC Championship Game Appearances	1	2
Regular Season Record	87-204-1	118-106
Winning Seasons	3	8
Playoff Appearances	3	7
10-Win Seasons	1	5
Division Titles	2	4
Playoff Victories	1	5
Home Playoff Games	2	5
Home Playoff Victories	1	3
Pro Bowl Honors	18	59
AP All-Pro First-Team Honors	2	19
Sellout Percentage	28%	83%
Final Top 10 in Total Defense	3	11





Co-Chairman of the Tampa Bay Buccaneers, Bryan Glazer has helped revitalize the Buccaneers franchise and brand. Possessing an acute business acumen, Glazer has shaped the Buccaneers into one of the most recognizable and successful franchises in the National Football League as he enters his 15th season with the club in 2009.

Working with his brothers, Edward and Joel, Bryan has been instrumental in the team's ascension through the NFL ranks and transformation into one of the most recognizable teams in the league. His innovative approach to business and proclivity for "thinking outside the box" has resulted in the creation of the club's "Pewter Partners" program, which rewards Buccaneers' sponsors with deeper advertising packages and unprecedented customer service.

Glazer also worked closely with designers and graphic artists from NFL Properties in New York and Los Angeles who developed the Buccaneers new logo in 1996-1997. The new design, which was based on research of Caribbean buccaneer history, marked the first significant change to the team logo and uniform in franchise history. Upon its successful unveiling on April 9, 1997, the logo garnered rave reviews from such media outlets as USA Today, Fox Sports, The New York Times and The Washington Post. Perhaps the ultimate testament to the effectiveness of the logo, which consists of a skull and crossed swords on a blood-red, wind swept battle flag, is that it became – and remains – wildly popular among Buccaneers fans. It exemplifies the brand of football played in Tampa Bay.

In addition to his myriad of business-oriented achievements, Glazer also has been involved in a number of vital football-related efforts directly related to the on-the-field success experienced by the Buccaneers, certainly including but not limited to the team's first Super Bowl championship.

Glazer and his entire family were on hand as Tampa Bay claimed its first NFL title with a 48-21 victory over Oakland in Super Bowl XXXVII in San Diego on January 26, 2003. The Buccaneers, who were making their first appearance in the NFL's championship game, also claimed the first-ever NFC South title in 2002, then the fourth division crown in team history. Tampa Bay has also claimed two of the past four NFC South titles, winning the division in 2005 and 2007.

In January of 2009, Glazer and his family made the bold decision to hire Raheem Morris, one of the league's best young talents. Morris became the youngest head coach in the National Football League upon his appointment on January 17, 2009. In addition, the family continued to upgrade off the field by naming long-time Director of Pro Personnel Mark Dominik as the fourth general manager in club history.

During the 2002 offseason, Bryan worked with brothers, Edward and Joel, in hiring Jon Gruden. Glazer, and his family, showed their commitment to building a championship team for the Tampa Bay community in hiring Gruden, who became the youngest head coach in NFL history to win a Super Bowl. Gruden was also the first non-rookie head coach in the history of the NFL to lead his team to the Super Bowl in his first season with a new team.

Glazer worked diligently on helping the organization prepare for the next step in the future. The new, 136,320 square-foot state-of-the-art headquarters and training facility, located across the street from Raymond James Stadium, is the finest in the National Football League. The signature of the new facility is its breathtaking entrance, which features the world's largest football towering nearly five stories tall. The facility opened to rave reviews in August of 2006 following training camp. It is considered the largest free standing training structure of its kind in professional sports according to industry sources.

An instrumental force in his family's purchase of the Buccaneers in 1995, Glazer has been a driving force in improving every aspect of the club's influence both nationally and in the Tampa Bay region. His commitment to the organization and the local community culminated with the club's effort in constructing the finest stadium facility in professional sports – Raymond James Stadium, which successfully hosted Super Bowl XXXV in January 2001 and played host to Super Bowl XLIII in 2009. Glazer played an integral role in helping to lure the 2009 game to the Bay area, speaking to NFL owners on behalf of the team and the Tampa Bay community at the NFL League meetings in May 2005.

Glazer worked alongside stadium architects and contractors during the construction of Raymond James Stadium to produce his vision of what the premier stadium in the NFL should resemble. Glazer oversaw all phases of the construction of Raymond James Stadium, where the Buccaneers have notched an impressive 58-30 record in the regular season. The state-of-the-art stadium features such amenities as 19-inch wide seats with chairbacks, cup-holders, and armrests, concourse televisions, full color replay boards at both ends of the stadium, one of the most sophisticated scoreboard systems in all of professional sports and the centerpiece of the stadium – luxurious club seats and air-conditioned club lounges that make Tampa Bay's stadium the envy of the NFL.

Along with brothers Edward and Joel, Bryan oversees the day-to-day operation of the entire franchise, including

financial operations, marketing and communications. Since the purchase of the team, he has devoted a significant amount of his efforts to such massive projects as the development and construction of Raymond James Stadium, and the restructuring and expansion of the Buccaneers' staff.

Since Glazer assumed his current role with the club, the Buccaneers can boast a 118-106 (.527) regular-season record and five playoff wins, easily the most successful stretch in club annals. Tampa Bay reached the playoffs for the fourth consecutive time in 2002, the only team in the league to head to the postseason all four years. In addition, the Buccaneers' seven playoff appearances since 1997 are tied for third-most in the NFL over that span. Prior to Glazer's arrival, the franchise advanced to the postseason just three times in the previous 19 years, from 1976-1994.

A native of Rochester, New York, the 44-year-old Glazer serves on the NFL's Digital Media Committee as appointed by NFL Commissioner Roger Goodell, and he makes countless community and charitable appearances on behalf of the organization. Glazer Family Foundation programs such as "Cheering You On," "Prevent Blindness" and the "Ticket Rewards" programs are just a few of the programs in which he takes great pride. Most recently, the foundation donated \$5 million toward the construction of a new children's museum in downtown Tampa, which will be named the Glazer Children's Museum. In addition to serving on the Board of Directors of the Glazer Children's Museum, he is also on the Board of Directors Advisory Council for Ronald McDonald House.

In May 2009, the Glazer family was honored with the prestigious Gonzmart Family Ambassador of the Year Award as part of the 26th annual National Tourism Week presented by Tampa Bay & Company. The Ambassador award was presented to the Glazer Family in recognition of their efforts to help the tourism industry in the Bay area as well as their impact on the community overall. One very prominent example of the Glazer Family's impact in Tampa Bay in 2009 was the hosting of Super Bowl XLIII at Raymond James Stadium on February 1, 2009.

Glazer earned his bachelor's degree in broadcast communications from American University in 1986 prior to completing his law degree from Whittier College School of Law in 1989. Glazer also serves on the Board of Manchester United, which has captured three consecutive Premier League titles (2007, 2008 and 2009) as well as the 2008 Champions League title.



The fast-paced and ultra-competitive environment that characterizes the National Football League is a perfect match for Joel Glazer's savvy management style and attention to detail. Combined these attributes have proven integral to the Buccaneers' transformation into one of the most successful franchises in the league.

Now in his 15th season in 2009 as Co-Chairman of the Buccaneers, Joel, along with his brothers, Bryan and Edward, oversees the day-to-day operations of the franchise, ensuring the club achieves and maintains the highest levels of success in all aspects.

His leadership has been more than validated evidenced by the Buccaneers' .527 winning percentage, seven playoff berths and first NFL title since – all of which have come under Glazer ownership. That unprecedented level of success paints a stark contrast to the meager .300 winning percentage posted by the team prior to its purchase by the Glazer family.

As Co-Chairman, Glazer's keen insight and tireless dedication continue to enhance the reputation of the Buccaneers. Glazer has passionately spearheaded a number of vital efforts throughout the years that have not only helped shape the club into a perennial contender but a model NFL franchise as well.

Glazer had a single vision, shared by all members of the Glazer family when they acquired the Tampa Bay Buccaneers in 1995: build a franchise from the ground up, one that would become one of the most respected and successful franchises in the NFL. That vision was realized when Tampa Bay claimed its first NFL title with a 48-21 victory over Oakland in Super Bowl XXXVII in San Diego on January 26, 2003. The Buccaneers, who were making their first appearance in the NFL's championship game, also claimed the first-ever NFC South title in 2002, then the fourth division crown in team history. Tampa Bay also claimed the NFC South title in 2005 and 2007, giving them three division titles the past seven seasons.

In January of 2009, Glazer and his family made the bold decision to hire Raheem Morris, one of the league's best young talents. Morris became the youngest head coach in the National Football League upon his appointment on January 17, 2009. In addition, the family continued to upgrade off the field by naming long-time Director of Pro Personnel Mark Dominik as the fourth general manager in club history.

During the 2002 offseason, Joel worked with brothers, Bryan and Edward, in orchestrating the now famous "midnight deal" with Al Davis that brought Jon Gruden to Tampa. Glazer, and his family, showed their commitment to building a championship team for the Tampa Bay community by hiring Gruden, who became the youngest head



coach in NFL history to win a Super Bowl. Gruden was also the first non-rookie head coach in the history of the NFL to lead his team to the Super Bowl in his first season with a new team.

Glazer, promising a "world-class facility," led the design for the current cornerstone of the franchise, a 136,320 square-foot state-of-the-art headquarters and training facility. Located across the street from Raymond James Stadium, the facility is the finest in the National Football League. The signature of the new facility is its breath-taking entrance, which features the world's largest football towering nearly five stories tall. Considered the largest free standing training structure of its kind in professional sports according to industry sources, One Buccaneer Place opened to rave reviews in August of 2006 following training camp.

After successfully negotiating an agreement to acquire the Buccaneers in 1995, Glazer, along with his brothers Bryan and Edward, began the day-to-day duties of overseeing all aspects of the organization. Since Glazer assumed his current role with the club, the Buccaneers can boast a 118-106 (.527) regular-season record and five playoff wins, easily the most successful stretch in club annals. Tampa Bay reached the playoffs for the fourth consecutive time in 2002, the only team in the league to head to the postseason all four years. In addition, the Buccaneers' seven playoff appearances since 1997 are tied for third-most in the NFL over that span. Prior to Glazer's arrival, the franchise advanced to the postseason just three times in the previous 19 years, from 1976-1994.

Following the purchase of the team in 1995, Glazer directed his attention on vital elements of building a successful franchise, namely the front office and stadium. After completely reorganizing the front office, recruiting talented people from a variety of backgrounds, Glazer worked tirelessly alongside Bryan and former General Manager Rich McKay to build a community consensus for local approval of what would become Raymond James Stadium. Glazer and his brother set out to design a stadium deemed worthy of a first-class organization, thereby creating a winning environment and revolutionizing fan experience and comfort at a stadium. They visited approximately 25 different stadiums, drawing from their experiences as fans, ultimately shaping every detail of RJS.

A massive undertaking, the stadium opened on time and budget to rave reviews, earning nods as the "Crown Jewel of the NFL." Raymond James Stadium featured amenities never seen before in modern stadiums, including the 24'x92' BucVision video boards now emulated at all new stadiums. However, the true signature of Raymond James Stadium is Buccaneer Cove, featuring the 103' larger-than-life replica pirate ship. With the pieces of the puzzle in place, as well as a state-of-the-art new stadium, the stage was set to put a final stamp on the rebirth of the franchise. The team needed a new look. Glazer, along with Bryan, worked closely with NFL Properties to create a dynamic look that would illustrate the attitude and class of the franchise. The result was a complete logo and uniform redesign and Buccaneers merchandise sales immediately soared throughout the country, vaulting the Buccaneers into the top of NFL merchandise sales almost immediately. On the field, the new look helped create the attitude of a winner.

Throughout the construction of RJS, Glazer created the sales and marketing strategies and campaigns that led to record season ticket club seat, luxury suite and group sales. In addition to helping create the club's prestigious corporate "Pewter Partners," Glazer's other duties include overseeing the organization's annual budgets and establishing the club's strategic planning in marketing, community relations, public relations, ticketing and luxury suite relations.

Glazer also represents the team at all NFL Owners' Meetings. He played an integral role at the 2005 Spring Meetings to help Tampa Bay land the 2009 Super Bowl. The Bay area won the bid for Super Bowl XLIII, marking the fourth Super Bowl for Tampa Bay.

Glazer has been very active in the Tampa Bay community. Glazer Family Foundation programs such as "Cheering You On," "Prevent Blindness" and the "Ticket Rewards" programs are just a few of the programs in which he takes great pride. Most recently, the foundation donated \$5 million toward the construction of a new children's museum in downtown Tampa, which will be named the Glazer Children's Museum. In addition, Glazer has been an active member of the Super Bowl Task Force, Tampa Chamber of Commerce Board of Directors and the Outback Bowl Advisory Committee. Glazer currently sits on the NFL International, NFL Finance and NFL Stadium committees.

In May 2009, the Glazer family was honored with the prestigious Gonzmart Family Ambassador of the Year Award as part of the 26th annual National Tourism Week presented by Tampa Bay & Company. The Ambassador award was presented to the Glazer Family in recognition of their efforts to help the tourism industry in the Bay area as well as their impact on the community overall. One very prominent example of the Glazer Family's impact in Tampa Bay in 2009 was the hosting of Super Bowl XLIII at Raymond James Stadium on February 1, 2009.

Glazer also serves as Co-Chairman of Manchester United, which has captured three consecutive Premier League titles (2007, 2008 and 2009) as well as the 2008 Champions League title. He was recently named as one of the Top 10 most influential Americans in the United Kingdom by the Telegraph.

Glazer, 41, earned his bachelor's degree in interdisciplinary studies from American University in 1989. The Rochester, New York native is married to his wife Angela and has two children.



Forward-thinking Edward Glazer, Co-Chairman of the Tampa Bay Buccaneers, has instilled a sense of innovation in the club that has helped place it on the cutting edge of technology as well as enhance the overall fan experience.

Implementing comprehensive improvements at each level of the organization, Glazer has ensured the Buccaneers remain the most respected NFL franchise on and off the field.

Glazer continues to oversee the development, design and construction of Buccaneers.com, the team's official Web site.

Ever the ardent fan, Glazer has continuously sought methods of enhancing gameday experiences for all Buccaneers faithful. One of his most popular concepts among fans has been the creation of the "Buccaneer Battle Flags." The dramatic and inspiring game enhancement has become a staple at home games and features red flags being raised throughout Raymond James Stadium each time the Buccaneers offense advances into the opposition's red zone.

Glazer continues to work with all aspects of the daily business administration. Recognizing that Buccaneer fans are of the utmost importance to the team's success, Glazer has set the tone for the team's commitment to customer service. Under his direction, the team scrutinizes every detail of its operations to ensure that fans are getting the best possible Buccaneer experience on and off the field.

Glazer also worked closely with his brothers on the design and construction of the Buccaneers' new world-class training facility. The state-of-the-art complex, which opened in August 2006, is a technological marvel and sets a new standard of excellence for training facilities in the NFL. The 136,320 square-foot state-of-the-art training facility is located across the street from Raymond James Stadium. The signature of the new facility is its breath-taking entrance, which features the world's largest football towering nearly five stories tall.

Glazer recently spearheaded a massive project to archive the entire photographic history of the organization. The project has included the organizing, captioning, rating and uploading of more than 100,000 images from the first 32 years of the franchise.

As Co-President of the Glazer Family Foundation, Glazer is heavily involved in the foundation programs, including the "Cheering You On" initiative that gives every child admitted to a local area hospital a Buccaneers teddy bear and activity book. To date the program has given out more than 283,000 teddy bears. In its 10 years of existence, the Foundation has donated millions in programs, tickets, grants and in-kind contributions. Most recently, the Foundation donated \$5 million toward the construction of the new the Glazer Children's Museum, scheduled to open spring 2010 in downtown Tampa.

Glazer and his wife, Shari, are deeply committed to providing aid and assistance in the community. Edward and Shari continue to support many causes, including the Zimmer Children's Museum, The Jewish Federation, UCLA Jonsson Cancer Center Foundation, Cedars-Sinai Hospital, the Fulfillment Fund, and the UCLA Mattel Children's Hospital. Glazer also supports his alma mater Ithaca College, which recently announced the new Shari and Edward Glazer Arena, which is scheduled to break ground in late 2009.

Shari has been involved with organizing the charity work of the Buccaneer Women's Organization, which annually hosts children from the Boys and Girls Clubs, The Spring, Joshua House and the Children's Home at local petting zoos and cultural events at the Tampa Bay Performing Arts Center. Shari has volunteered her time at many local charities, including Camp Good Days and Special Times, the Children's Cancer Center, and the Tampa AIDS Network, where she served as co-chairperson for the Tampa AIDS Walk for two years. Shari was also named honorary co-chair for the Susan G. Komen Tampa Bay Race for the Cure.

In May 2009, the Glazer family was honored with the prestigious Gonzmart Family Ambassador of the Year Award as part of the 26th annual National Tourism Week presented by Tampa Bay & Company. The Ambassador award was presented to the Glazer Family in recognition of their efforts to help the tourism industry in the Bay area as well as their impact on the community overall. One very prominent example of the Glazer Family's impact in Tampa Bay in 2009 was the hosting of Super Bowl XLIII at Raymond James Stadium on February 1, 2009.

Glazer is also President of First Allied Corporation, the family's Real Estate business. First Allied is the holding company for real estate investments in more than 20 states. Glazer also serves on the Board of the Manchester United Soccer Club, which has captured many trophies since the Glazer family took over the club, including three consecutive Premier League titles (2007, 2008 and 2009), as well as the 2008 Champions League title.

Glazer was born in Rochester, New York and earned a bachelor's degree from Ithaca College. He and his wife Shari have three children.





Darcie Glazer Kasewitz has been a key asset to the club in its accomplishments on the field and even more so as a community leader. Glazer Kasewitz, Co-President of the Glazer Family Foundation, believes that both are important components to running a successful organization.

The Glazer Family Foundation, established in 1999, is dedicated to assisting charitable and educational causes in the West Central Florida region. It works with youth and families to help identify and create programs that support positive social and economic development within our communities. Since its inception, the Foundation has given millions of dollars in programs, grants, tickets and merchandise to the Tampa Bay area. Most recently, the foundation donated \$5 million toward the construction of a new children's museum in downtown Tampa, which will open in 2010 and be named the Glazer Children's Museum.

On the football side, Glazer Kasewitz has used her creative expertise to help shape the Buccaneers' world-class facilities. Glazer Kasewitz and the entire family set out to design a stadium deemed worthy of a first-class organization, thereby creating a winning environment and revolutionizing fan experience and comfort at a stadium. They visited approximately 25 different stadiums, drawing from their experiences as fans, ultimately shaping every detail of Raymond James Stadium. A massive undertaking, the stadium opened on time and budget to rave reviews, earning nods as the "Crown Jewel of the NFL." Raymond James Stadium featured amenities never seen before in modern stadiums, including the 24'x92' BucVision video boards now emulated at all new stadiums. However, the true signature of Raymond James Stadium is Buccaneer Cove, featuring the 103' larger-than-life replica pirate ship.

Tampa Bay's new training facility, which opened to high praise from across the League in August 2006, is a technological marvel and sets a new standard of excellence for training facilities in the NFL. The 136,320 square-foot state-of-the-art training facility is located across the street from Raymond James Stadium. Glazer Kasewitz oversaw the entire interior design process for both Raymond James Stadium as well as Tampa Bay's new headquarters.

One of the signatures of the facility is the museum in the lobby, which was designed by Glazer Kasewitz and provides an extensive history of the organization. The museum features exhibits which encompass the entire history of the franchise and include individual areas specifically related to the Buccaneers Super Bowl championship, the early days of the team and much more.

The lobby also includes the spectacular Moment of Victory exhibit, which depicts the moments when the Buccaneers were assured of their first World Championship and commemorates Tampa Bay's victory over the Oakland Raiders in Super Bowl XXXVII. Glazer Kasewitz not only came up with the concept for the sculptures, but oversaw the design and creation of this one-of-a-kind exhibit.

Glazer Kasewitz has been very active in both the Tampa and West Palm Beach communities. Prior to every home game, she greets children as part of the Foundation's Youth with Promise program, which brings 100 Youth with Promise to Raymond James Stadium for each home game. More than 10,000 youth representing over 100 organizations from the Bay area have been rewarded for academic achievement and positive behavior with free game tickets, food vouchers and car flags. The youth receive this privilege based on achieving goals of incentive programs implemented by community agencies.

Glazer Kasewitz also spends time each year at Tampa Bay's training camp, presenting grants to non-profit organizations throughout West Central Florida, as well as meeting with other community groups.

In addition to her responsibilities with the Glazer Family Foundation, she serves as Co-Chairwoman of the Make a Wish Foundation in Palm Beach. Glazer Kasewitz also serves on the Board of Manchester United Soccer Club, which has captured four titles since the Glazer family took over the club: three consecutive Premier League titles (2007, 2008 and 2009), as well as the 2008 Champions League title.

Glazer Kasewitz graduated Cum Laude with a B.S. in Psychology from American University in 1990. She also earned her law degree from Suffolk Law School in 1993 and is a member of the New York State Bar Association.



# GLAZER FAMILY FOUNDATION

In 2009 the Glazer Family Foundation celebrates its 10th year of giving back to charitable and educational causes in the West Central Florida region. The Foundation aids established not-for-profit organizations that work with youth and families to help identify and create programs that support positive social and economic development within our communities.

The Glazers, who own the Tampa Bay Buccaneers, established the Foundation in 1999. Since that time, the Glazer Family Foundation has given millions of dollars in programs, grants, tickets and merchandise to the Tampa Bay area. Most recently, the Foundation donated \$5 million toward the construction of a new children's museum in downtown Tampa, which will open in 2010 and be named the Glazer Children's Museum. Visit [www.glazerfamilyfoundation.org](http://www.glazerfamilyfoundation.org) for more information.



10 Years of Making a Difference



## CHEERING YOU ON!

An ongoing program that provides all pediatric patients admitted to seven area hospitals with a Tampa Bay Buccaneers stuffed teddy bear and activity book. The Foundation has distributed more than 283,000 bears and books in West Central Florida.

## YOUTH WITH PROMISE

During each NFL season, the Foundation hosts 100 Youth with Promise at all Buccaneers home games. More than 10,000 youth representing over 100 organizations from the Bay area have been rewarded with free game tickets, food and car flags. The youth receive this privilege based on achieving goals of incentive programs implemented by community agencies.



## MAKE READING YOUR GOAL

Last summer, the Foundation continued its reading program, which provided area children with a free Buccaneer bookmark when they checked out a book from their local public libraries. Over the past eight years, the Foundation has provided over 1.8 million bookmarks to libraries throughout seven counties. The bookmarks, which highlight a different Buccaneer player on each successive bookmark, have featured CB Ronde Barber, WR Michael Clayton, RB Carnell Williams, DT Chris Hovan, S Jermaine Phillips and former Buccaneer FB Mike Alstott, among other players.



## BUC-PACKS FOR BACK-TO-SCHOOL

In its eighth year, the Foundation's Back-to-School program donated backpacks to more than 40 different organizations throughout Hillsborough, Pinellas, Pasco, Polk and Orange counties. A total of 13,500 backpacks filled with school supplies and Buccaneers merchandise have been distributed. Some recipient organizations include NFL YET Centers, Boys & Girls Clubs of Tampa Bay and Salvation Army.




GLAZER FAMILY FOUNDATION  
**BUC-PACKS FOR  
BACK-TO-SCHOOL**



## VISION PROGRAM

Last summer, the Foundation presented vision screening equipment valued at more than \$50,000 to the Osceola and Orange Counties' school systems. To date, the Foundation has distributed more than \$150,000 in vision equipment to six school districts. The Foundation will continue to provide screening equipment to two new school districts each year until every district in the Tampa Bay area receives the needed support to ensure that children can learn in an environment where vision problems are not an obstacle.



## TOYS FOR TOTS DRIVE

The Foundation teamed up with the U.S. Marine Corps Reserve (USMC) for the annual Toys for Tots drive last season. The event celebrated 32 years of the Buccaneers and the USMC partnering for the Toys for Tots program. The Marines collected thousands of toys from the generous Buccaneers fans during the home game against the Chargers in 2008.

## "SACK HUNGER" FOOD DRIVE

For the ninth year, the Foundation teamed up with Raymond James and four Bay area food banks to help "SACK HUNGER" at the Buccaneers home game against the Vikings. This annual food drive has contributed more than 168,000 pounds of food to assist community food banks.



## TAMPA BAY SPORTS COMMISSION

During the 2008 season, the Foundation donated \$62,000 to the Tampa Bay Sports Commission for its support of amateur athletic activities in Hillsborough and Pinellas Counties. The Foundation donates this fixed sum following each season and has contributed a total of \$883,500 to the Commission.

## TEACHING TOOLS FOR HILLSBOROUGH SCHOOLS

For the sixth consecutive season, the Foundation teamed up with Teaching Tools for Hillsborough Schools to conduct a school supply drive. Representatives from Teaching Tools for Hillsborough Schools, an organization which provides classroom materials free of charge to teachers, collected school supplies as fans entered the stadium to watch the Buccaneers take on the Packers. Over \$20,750 worth of school supplies have been collected and distributed back into the Tampa Bay community in the six years of the program.



## HOLIDAY SHOPPING SPREE

In 2008, the Glazer Family Foundation teamed up with The Buccaneers Women's Organization to help kids at The Spring of Tampa Bay and The Children's Home enjoy the holiday season. Tampa Bay Buccaneers wives, cheerleaders and Captain Fear escorted children through a local store where they were able to select holiday gifts for themselves and their families.

## IN THE COMMUNITY

The Tampa Bay Buccaneers remained champions in the community during the 2008 season. Buccaneers players, coaches, front office staff and their families were involved in community appearances, partnerships with nonprofit organizations, charitable donations, outreach programs, and NFL and youth football initiatives throughout the year. The Buccaneers hosted events such as Fan Fest and the Official Kickoff Party to provide Bay area fans with the opportunity to interact with their favorite Buccaneers in an up-close-and-personal setting, and welcomed thousands of children and families to home games at Raymond James Stadium through its outreach initiatives. Gameday ticket programs, Rookie Club, Student Advisory Board, Women's Organization, and the team's holiday programs are just a few examples of the many ways that the Buccaneers gave back in 2008.



### TICKET PROGRAMS

At every Tampa Bay Buccaneers home game, players, coaches and the General Manager host a number of charitable groups and schoolchildren. These special guests are part of the Buccaneers' ticket programs, which provide participants with front-row end-zone seats, custom t-shirts and the opportunity to be featured as a group on BucVision throughout the game.

The 2008 Buccaneers ticket programs included Aqib's Corners, Barrett's Backers, Bryant's Bucaroos, Cadillac's Kids, Clayton's Generation Next Foundation, Davin's Dream Team, Economos' Entourage, Faine's Train, Gaines' Gang, Hovan's Heroes, Jermaine's Grandma's Gang, T. Jackson's Tacklers and White's Warriors, among others.



DE Stylez G. White with his ticket program "White's Warriors" following a Buccaneers home game in 2008.

### CHARITIES

Below is a list of some of the charitable groups that benefitted from the ticket programs throughout the season:

Abe Brown Ministries  
All Sports Community Service, Inc.  
American Heart Association  
Big Brothers/Big Sisters  
Boys & Girls Clubs  
Children's Cancer Center  
Children's Dream Fund  
Diabetic Charitable Services  
Hemophilia Foundation  
Hillsborough County Schools  
Joshua House  
Leukemia/Lymphoma Society  
MacDill Air Force Base  
Make-A-Wish Foundation  
Metropolitan Ministries  
Moffitt Cancer Center  
NFL Y.E.T. Centers  
Pediatric Cancer Center  
Special Olympics of Hillsborough County  
St. Joseph's Children's Hospital  
The Angelus, Inc.  
University Area Community Center



2008 First-Round Draft Pick, CB Aqib Talib greets a fan from his ticket program "Aqib's Corners" at Raymond James Stadium.



## ROOKIE CLUB

The Buccaneers Rookie Club was established during the 2001 season as a way to involve the Buccaneers rookie class in charitable appearances throughout the season to help them learn more about their new community.

In 2008, the Rookie Club hosted a bowling outing for youngsters in foster care, taught football skills to local children, visited patients at All Children's Hospital and sang holiday carols for residents of Westminster Palms Retirement Home. Each Thanksgiving, Buccaneers Rookie Club members distribute dinners at the Metropolitan Ministries Holiday Tent for those who receive assistance during the holidays.

*The Buccaneers Rookie Club with patients during their annual visit to All Children's Hospital in 2008.*




## STUDENT ADVISORY BOARD

During the 1999 offseason, the Tampa Bay Buccaneers Community Relations Department formed the inaugural Student Advisory Board (SAB). While this team of 40 motivated high schoolers may not appear on the roster, the SAB is an integral part of the Buccaneers' community outreach efforts.

The Buccaneers created this council, comprised of high school sophomores, juniors and seniors, in an effort to bring together intelligent, energetic and motivated students to perform community service projects, create Buccaneers spirit in their schools and develop leadership skills in preparation for continuing education.

This past school year, SAB members served as volunteers at the Buccaneers Women's Organization Fall Festival, Buccaneers Halloween Celebration, Gatorade Junior Training Camp and Metropolitan Ministries. SAB students also participated in the Susan G. Komen Foundation Race for the Cure as well as the American Heart Association Heartwalk and a beach cleanup on the Ben T. Davis Beach.



*SAB members cheer on the Buccaneers from the front row during a home game in 2008.*







## WOMEN'S ORGANIZATION



Annually, Women's Organization members also sort food at Metropolitan Ministries during the Thanksgiving season and host a shopping spree for underprivileged youth during the holidays.

The Tampa Bay Buccaneers Women's Organization consists of wives, fiancées and girlfriends of Buccaneers players, coaches and front-office staff members. Throughout the year, the Women's Organization participates in charitable functions and community service projects in the Bay area.

In 2008, the Women's Organization held its annual Fall Festival at Raymond James Stadium for children of local nonprofit agencies. At the festival, children made arts and crafts, ran through football drills on the stadium's field, had their faces painted and received goodie bags.



## HALLOWEEN CELEBRATION

In 2008, the Buccaneers and Publix hosted the inaugural Halloween Celebration for disadvantaged youth. Over 400 children joined Buccaneers players, cheerleaders and Captain Fear for a night of fun and games at Lowry Park Zoo. This joint initiative between the Buccaneers and Publix provided a special Halloween experience for youth organizations such as Children's Future Hillsborough and the Hillsborough County Foster Parent Association.



## BUCCANEERS DAY OF GIVING



The Tampa Bay Buccaneers surprised 30 families with holiday presents, Publix and Hess gift cards, Buccaneers game tickets, a shopping spree and more during the second annual "Buccaneers Day of Giving." The families, selected by local nonprofit agencies, reported to One Buccaneer Place under the impression they were receiving a tour of the team's headquarters. Buccaneers players, cheerleaders and Captain Fear revealed the true reason behind the visit during a surprise assembly in the team's auditorium before bussing the group to a nearby retail store for the spending spree.

## TURKEY TIME WITH THE O-LINE

In 2008, Buccaneers offensive linemen teamed up to purchase 600 meals for disadvantaged families in the Tampa Bay area during the Buccaneers' second annual "Turkey Time with the O-Line" drive at One Buccaneer Place. The Buccaneers' practice facility was transformed into a fully functional drive-up service for the families to receive their meals. Organizations including the United Way of Tampa Bay and Publix made this spectacular event a reality.





Brian A. Ford, Jr. is entering his first full season as Vice President of Business Administration for the Tampa Bay Buccaneers after being promoted to his current role this past offseason.

Ford joined the Buccaneers in November of 2006 and was promoted to Director of Business Administration in October of 2007. Ford oversees all day-to-day business operations for the organization.

Prior to joining the Buccaneers, Ford was part of the team that opened Raymond James Stadium as the District Manager with Fine Host Corporation in 1998. He remained in that capacity until 2006, when he began his career with the Buccaneers.

Ford served as an Executive Committee Member for the Super Bowl Host Committee, and also serves on the Board of both the Ronald McDonald House and the Florida Sports Foundation.

Ford, a native of Miramar, Florida, graduated from Florida State in 1989 with a B.S. in business administration. He is an avid runner and tri-athlete and competes in numerous events each year, including the past five Disney Marathons.

He and his wife, Judy, live in Tampa with their sons Brian III and Brandon. The couple are celebrating their 20th wedding anniversary this August. Judy is an active member of the Buccaneer Women's Organization, which hosts charitable functions and community service projects in Tampa Bay throughout the year.



Jason Layton is in his 11th season with the Buccaneers and first as Senior Director of Sales and Finance. Layton oversees all day to day operations of finance, purchasing, online retail, ticket sales, luxury suite sales, radio sales, group sales as well as all customer service departments.

Layton began his Buccaneers career as customer service representative in 1999 before moving into the suite department from 2000-04, managing all aspects of the 195 luxury suites at Raymond James Stadium. He was promoted to Manager of Business Administration in 2004 before being named Director of Ticketing and Business Administration in 2005. Layton held that position for three years before serving as Director of Ticketing and Sales in 2007 and 2008.

Layton, a native of Titusville, Florida, graduated from Saint Leo University with both a B.A. and Masters in Business Administration. Layton represents the Buccaneers as a member of the Board of Directors for the Tampa Bay Sports Commission and previously was on the Executive Committee for the Tampa Bay Super Bowl Host Committee for Super Bowl XLIII.

He and his wife, Laura, live in Land O'Lakes with their two sons.





On January 17, 2009, Mark Dominik was named the fourth General Manager in Tampa Bay Buccaneers history. Dominik enters his 15th year with the Buccaneers organization. Over the past 14 seasons, Dominik has contributed to seven playoff appearances and four division titles. In 2002, Dominik helped guide the Buccaneers to their first world championship when the Buccaneers defeated the Oakland Raiders 48-21 in Super Bowl XXXVII.

This past offseason, Dominik upgraded Tampa Bay's roster by trading for Pro Bowl TE Kellen Winslow, and signing 1,000-yard rusher Derrick Ward. He also retained key players in WR Antonio Bryant, The Sporting News 2008 Comeback Player of the Year, WR Michael Clayton and S Jermaine Phillips. In addition, Dominik was pivotal in recruiting and signing notable free agents including Pro Bowl KR Clifton Smith, Pro Bowl P Josh Bidwell, C Jeff Faine, T Donald Penn, FB B.J. Askew, DT Chris Hovan and DL Jimmy Wilkerson.

Dominik began his tenure with the Buccaneers in 1995 as a Pro Personnel Assistant. He was subsequently promoted to the positions of Pro Scout and Coordinator of Pro Personnel in 1998 and 2000, respectively. Prior to the start of the 2001 season, Dominik began the first of his eight years as Tampa Bay's Director of Pro Personnel.

Dominik's responsibilities as the Director of Pro Personnel included overseeing the scouting, recruiting and signing efforts of all NFL players, while also monitoring NFL transactions and overseeing player tryouts. He was also in charge of the Pro Personnel department's evaluation of players in all other professional football leagues, including the Canadian Football League and the Arena Football League. In addition, Dominik was responsible for the negotiation and signing of contracts for several free agents and NFL Draft signings.

Dominik, 38, was born in St. Cloud, Minnesota. He joined Tampa Bay after spending a year and a half working in both the college and pro personnel departments of the Kansas City Chiefs. Dominik holds a bachelor of science degree in sports management from the University of Kansas.



A proud supporter of the United States military, Dominik visited the United States Coast Guard's St. Petersburg Sector in March 2009 to thank troops for their efforts in the search-and-rescue mission of four missing boaters off the coast of West Florida. He is an auxiliary member of the Veterans of Foreign Wars Post 4321 and sponsored and participated in a golf tournament at MacDill Air Force Base to aid in the renovation project for Post 4321 headquarters, which was severely damaged during a fire in October 2007. As General Manager, Dominik volunteered in the 2009 Fashion Funds the Cure fashion show, which benefits the Pediatric Cancer Foundation and recognizes girls and young women diagnosed with cancer. He also participated in events to support the Tampa Bay Sports Commission and Stetson University College of Law.

Dominik resides in Tampa with his wife, Amy, and their son, Davis. Amy is an active member of the Buccaneer Women's Organization, which hosts charitable functions and community service projects in Tampa Bay throughout the year. The Dominiks support organizations including A Woman's Place, Children's Center for the Visually Impaired (CCVI) and World Vision.



*Dominik visited the United States Coast Guard Sector St. Petersburg to thank the troops for their recent efforts in the search-and-rescue mission for four missing boaters off the coast of West Florida.*

*The mission, which made national headlines, focused on the recovery of two former Buccaneer players, Marquis Cooper and Corey Smith, and former University of South Florida players Will Bleakley and Nick Schuyler. Schuyler, the only survivor, was found clinging to the group's capsized vessel by the Coast Guard nearly 40 miles southwest of Clearwater on March 2.*

*Dominik spoke to over 100 troops at the Coast Guard base in order to express his gratitude for their efforts.*





**RAHEEM MORRIS**  
HEAD COACH

Raheem Morris was named the eighth head coach of the Tampa Bay Buccaneers on January 17, 2009.

Morris is currently in his second stint with Tampa Bay, spending the past two seasons as the Buccaneers defensive backs coach after also serving on the Buccaneers defensive coaching staff from 2002-2005. In between stints in Tampa Bay, he spent 2006 as Kansas State's defensive coordinator. Morris has quickly risen through the Buccaneers coaching ranks during his time with the team, serving as defensive quality control coach in 2002, defensive assistant in 2003 and assistant defensive backs coach from 2004-2005 before taking over as defensive backs coach in 2007. During his first stint with the club, Morris worked closely with former Bucs defensive backs coach and current Steelers head coach Mike Tomlin in the development of one of the NFL's top secondaries.

Morris has helped shape one of the NFL's best defenses over the past decade. Since 1996, the Buccaneers defense has produced 36 Pro Bowlers, the most in the NFL, and finished as the NFL's top-ranked defense two times (2002 and 2005). The past 13 seasons have also seen the Buccaneers defense rank in the Top 10 on 11 occasions and in the Top 5 eight times.

In Morris' final season as the defensive backs coach in 2008, Tampa Bay's defense finished the year ranked fourth in the NFL against the pass. It marked the fifth time in six seasons with Morris on the staff that the Buccaneers defense ranked in the Top 5 in pass defense. The leader of Morris' defensive backs, CB Ronde Barber, was selected to his fifth career Pro Bowl in 2008 while surpassing the 100-tackle plateau for the fifth time in his career, ranking fifth on the team with 100 tackles. Barber also tied for the team lead with four interceptions while ranking first with 16 passes defended on the season. Starting opposite of Barber for the second consecutive season was Phillip Buchanon. The former first-round pick flourished in his two seasons with Morris having set career highs in tackles and passes defended in 2007, only to surpass those totals with a career-high 69 tackles and 12 passes defended in 2008. His two interceptions this past season ranked tied for fourth on the team. In his first season with Morris, rookie CB Aqib Talib tied for the team lead with four interceptions while also tying for the lead among all NFL rookies in that category despite only starting two games.

Without much fanfare, Morris has developed arguably the best trio of safeties in the NFL. Starters Tanard Jackson and Jermaine Phillips have performed at a Pro Bowl level the past two seasons while second-year S Sabby Piscitelli was prominently featured in the rotation this past season after missing much of 2007 because of injury. Phillips, who missed five contests in 2008 because of injury, was again the most physical presence on the Buccaneers defense while posting 86 tackles to rank fifth on the team and three interceptions to rank third. Jackson built on his impressive 2007 rookie campaign to reaffirm his status as one of the cornerstones of the Buccaneers future. His career-high 102 tackles ranked fourth on the team and he is the only defender in Buccaneers history to start the first 32 games to begin his career. Jackson was the only Buccaneers defender to record a statistic in every defensive category in 2008 and also ranked third on the team with 18 special teams tackles. Piscitelli saw significant action in his second season, playing in 15 games with five starts and totaling 59 tackles and two interceptions.

After Tampa Bay fell to 19th in the NFL in pass defense in 2006, Morris led a resurgence in his return in 2007 as he guided the Buccaneers pass defense to the league's top ranking en route to the NFC South division title. The Buccaneers secondary helped limit opposing quarterbacks to a 76.2 rating in 2007 to rank eighth in the NFL after ranking 29th in 2006. Under his direction, five different players in the secondary intercepted a pass in 2007 and Phillips had a Pro Bowl-caliber season, leading the team with a career-high four interceptions and ranking tied for third with 120 tackles. Jackson made a seamless transition to safety from cornerback and had one of the most impressive rookie campaigns in team history as he became the first rookie on defense to start on opening day for the Buccaneers since 1996. Jackson was also the first Buccaneers rookie on defense since 1996 (Regan Upshaw) to start all 16 games. For the fifth time in his career, and third time under Morris, Barber recorded a statistic in every defensive category in 2007. After taking over as a full time starter in Week 4, Buchanon ranked second on the team with three interceptions while recording a then career-high 63 tackles in his first season with Morris.

In his lone season with Kansas State in 2006, Morris coordinated a defense that displayed improvement in several statistical categories from the previous season, including total defense, scoring defense and pass defense. Morris oversaw a Wildcat defense that included seven players who received conference recognition, including two first-team All-Big 12 honorees and one second-team selection.

During his six seasons in Tampa Bay, the Bucs have finished ranked in the Top 5 in the NFL in total defense every year except 2008 (ranked ninth), including No. 1 rankings in 2002 and 2005. Additionally, the defense finished as the top-ranked pass defense on three occasions (2002, 2004 and 2007) and never ranked lower than sixth with Morris on the staff.

In 2002, his first season as a coach in the NFL, Morris helped guide the Buccaneers top-ranked defense as they captured the franchise's first world title in Super Bowl XXXVII.



Morris joined Tampa Bay after spending the 2000 and 2001 seasons as defensive backs coach at Hofstra University. He also spent time in the fall of 2001 with the New York Jets serving a defensive minority internship.

Morris began his collegiate coaching career as a graduate assistant coach at Hofstra in 1998, where he was responsible for coaching the offensive scout team, developing scouting reports and handling video breakdown and computer input and analysis. He then landed at Cornell University as defensive backs coach and special teams assistant for the 1999 season.

Morris has focused his community efforts on education and promoting the importance of academics amongst Bay area youth. He spoke at a rally at Middleton High School in Tampa to encourage students to study and prepare for the FCAT in March 2009. Along with CB Ronde Barber, he participated in the grand opening of the First Tee Learning Center at Tampa's Rogers Park Golf Course in March 2009. In May 2009, Morris was a guest speaker and presented awards to Hillsborough County teachers at the annual SERVE awards, which pay tribute to public school teachers for excellence in the classroom. In addition, he hosted a group of students from Madison Middle School for a private tour of One Buccaneer Place as a reward for positive behavior and improved performance in the classroom in May 2009.

Morris served as a celebrity guest at the Alstott Celebrity Outdoor Weekend in April 2009 to benefit the Children's Cancer Center, and was a celebrity guest at the fourth Annual Dick Vitale Gala to benefit the V Foundation for cancer research in May 2009. He also participated in the Barrett Ruud-Pewter Report Charity Golf Tournament in May 2009 to benefit the American Heart Association, and the ninth Annual Derrick Brooks Celebrity Golf Classic in June 2009 to benefit Derrick Brooks Charities. This past June, he served as the keynote speaker at the Lauren's First and Goal Football Camp at the University of South Florida, which raised funds for Pediatric Brain Tumor research. Morris filmed a PSA in 2009 for Project Pressure, a campaign that aims to reduce high blood pressure throughout the community by increasing Blood Pressure awareness and Cardiovascular Risk awareness.

Morris played collegiately as a safety at Hofstra from 1994-1997, and received his bachelor of science degree in physical education. Morris, who hails from Irvington, New Jersey, was presented the Key to the City in his hometown during "Raheem Morris Day" on June 5, 2009.

#### MORRIS AT A GLANCE

YEARS		HEAD COACH
1994-97	Hofstra, player	
1998	Hofstra, Graduate Assistant	Joe Gardi
1999	Cornell, Defensive Backs Coach/Special Teams Assistant	Pete Mangurian
2000-01	Hofstra, Defensive Backs Coach	Joe Gardi
2001	New York Jets, Defensive Minority Internship	Herman Edwards
2002	Tampa Bay Buccaneers, Defensive Quality Control Coach	Jon Gruden
2003	Tampa Bay Buccaneers, Defensive Assistant	Jon Gruden
2004-05	Tampa Bay Buccaneers, Assistant Defensive Backs Coach	Jon Gruden
2006	Kansas State, Defensive Coordinator	Ron Prince
2007-08	Tampa Bay Buccaneers, Defensive Backs Coach	Jon Gruden
2009	Tampa Bay Buccaneers, Head Coach	Raheem Morris



Morris visited Middleton High School on the eve of this year's round of FCATs (Florida Comprehensive Assessment Test), a required statewide test that is extremely important to the academic progression of every student. The students thought they were gathering for a speech from school Principal Carl Green, but Green surprised them instead by bringing Morris onto the stage to lead a motivational rally.

Morris stressed to the students that the FCAT was the first step towards developing their careers, and made sure they understood the distinction he was making between a career and a job. "When you have a career," he told the students, "you can't wait to get to work everyday. When you have a job, you can't wait to go home."



Jim Bates begins his first season as defensive coordinator for the Tampa Bay Buccaneers in 2009 and his 17th year as a coach in the National Football League. Bates, who has nearly four decades of overall coaching experience, is widely regarded as one of the league's top defensive minds.

Bates has eight years of experience leading NFL defenses, serving as assistant head coach/defense for the Denver Broncos (2007) and as defensive coordinator for the Green Bay Packers (2005), Miami Dolphins (2000-2004) and Atlanta Falcons (1994). He also was the Dolphins' interim head coach for the final seven games of the 2004 season.

Bates has guided defenses that have ranked among the NFL's top 10 in overall yards allowed during six of his eight years leading a defense. A total of 12 players have earned 23 Pro Bowl honors under Bates during his 16 years as a coach in the NFL.

In his most recent coaching stint, Bates led a Broncos defense in 2007 that ranked seventh in the NFL in pass defense and featured perennial All-Pro CB Champ Bailey and former Buccaneer S John Lynch, who both made the Pro Bowl under Bates that season. Prior to joining the Broncos, Bates worked as the Packers' defensive coordinator during the 2005 season. Green Bay led the NFL in passing defense by allowing only 167.5 yards per game, marking the franchise's lowest such total in 27 years, and ranked seventh in the league in overall defense (293.1 ypg.).

Bates joined the Packers after five seasons as the Dolphins' defensive coordinator from 2000-2004 and also was their interim head coach for the final seven games of the 2004 campaign. During those five seasons, Bates' defense with the Dolphins ranked fifth in the NFL in total yards per game (294.8 ypg.) and sixth in takeaways (160), including 103 interceptions that marked the third-highest total in the league.

Individually, eight different Miami defenders earned a total of 19 Pro Bowl honors in five seasons under Bates. Miami DE Jason Taylor flourished in Bates' scheme, ranking second in the league in sacks (64) from 2000-2004 and earning three Pro Bowl selections. CB Patrick Surtain enjoyed similar success under Bates, posting the third-most interceptions (25) in the NFL from 2000-2004 and earning a selection to three Pro Bowls. LB Zach Thomas was named to four consecutive Pro Bowls (2000-2003) with Bates coordinating Miami's defense and averaged 181 tackles per season under the veteran NFL coach during four seasons from 2001-2004.

During his final year with Miami in 2004, Bates guided Miami to a No. 2 NFL ranking in pass defense (162.0 ypg.) and instructed the league's fifth-best third-down defense (32.3%). He was named the Dolphins' interim head coach for the final seven games that year, taking over for Dave Wannstedt. Miami finished the season with a 3-4 record under Bates, highlighted by a 29-28 win against eventual Super Bowl champion New England on December 20.

Miami featured the NFL's top-ranked red zone defense (32.6%) under Bates in 2003 and ranked third in the league with 44 sacks while not allowing a single rusher to gain 100 yards in a game. DE Adewale Ogunleye ranked second in the NFL with 15 sacks to earn Pro Bowl honors that season and teamed with Taylor (13 sacks) to form the league's most productive sack tandem (28 sacks).

In 2002, Bates helped six Miami defenders earn Pro Bowl accolades as part of a unit that ranked third in the NFL in overall defense (291.0 ypg.) and tied for fifth against the run (97.1 ypg.). The Dolphins led the league against the pass under Bates in 2001, allowing 176.8 yards per game to help the club record its second consecutive 11-win season and playoff appearance.

During Bates' first year as Miami's defensive coordinator in 2000, the Dolphins posted an NFL-best 28 interceptions and featured four players with five or more interceptions while ranking third in the league in scoring defense (14.1 ppg.). The AFC East-champion Dolphins finished the year with the seventh-most sacks (48) in the league and were led by DE Trace Armstrong's 16.5 sacks, which marked the second-highest total in the NFL. Armstrong and Taylor (14.5 sacks) combined for 31 sacks, the most by any duo in the NFL, and were two of the five Miami defenders who earned Pro Bowl accolades in 2000.

Before being named Miami's defensive coordinator, Bates spent four years on Dallas' coaching staff from 1996-1999 and helped the team capture two NFC East titles and earn three postseason berths. He coached the Cowboys' linebackers from 1996-1997 and was the club's assistant head coach in charge of its defensive line from 1998-1999.

Cowboys DT Leon Lett was named to the Pro Bowl in 1998 under Bates, whose defensive line with Dallas was among the NFL's best against the run. The Cowboys ranked seventh in the NFL in fewest rushing yards allowed (95.7 ypg.) and yards per carry (3.7) from 1998-1999 while allowing the fifth-fewest rushing touchdowns (16) during those two seasons.

Bates began his NFL coaching career with the Browns in 1991 and was hired that season by Head Coach Bill Belichick to coach the club's linebackers. He was the Browns' defensive ends coach from 1992-93 and spent the 1995 season as the club's secondary coach following a one-year stint as the Falcons' defensive coordinator in 1994.

Bates' defensive ends with Cleveland helped the team tie for third in the NFL with 96 sacks posted from 1992-1993, a time period in which the Browns ranked sixth against the run (101.8 ypg.). As the Falcons' defensive coordinator in 1994, Bates instructed a unit that tied for eighth in the NFL in takeaways (33) and featured Pro Bowl LB Jessie Tuggle.

Before entering the NFL coaching ranks, Bates spent two years in the Southeastern Conference as linebackers coach for the University of Tennessee's SEC Champion team in 1989 and as defensive coordinator at the University of Florida in 1990. Bates was at Florida during Steve Spurrier's first year as the Gators' head coach and instructed a defense that produced two All-Americans in LB Huey Richardson (first team AP) and S Will White (third team AP). Bates, who also had specific responsibilities coaching Florida's secondary, helped the Gators set a school single-season record for fewest rushing yards allowed (85.6 ypg.) in 1990.

Bates is one of 13 individuals to serve as a head coach in both the NFL and United States Football League, having also worked in that capacity for the San Antonio Gunslingers in 1985. He worked as a defensive coordinator in the USFL for two seasons with San Antonio (1984) and the Arizona Outlaws (1986) while adding a year of professional coaching experience as an assistant with the Arena Football League's Detroit Drive in 1988.

Bates spent six seasons on the coaching staff of Texas Tech University from 1978-1983. He was the Red Raiders' secondary coach from 1978-1979 and had additional responsibilities as their defensive coordinator from 1980-1983. Bates instructed two first-team All-Americans at Texas Tech in DT Gabriel Rivera (1982) and DB Ted Watts (1980), both of whom were selected in the first round of the NFL Draft.

A linebacker in college at Tennessee, Bates began his coaching career at his alma mater as a graduate assistant with the Volunteers in 1968 and spent the next three years as the head coach at Sevier County High School in Tennessee. He was the University of Southern Mississippi's freshman coach in 1972 and had coaching stints at Villanova (offensive line in 1973, linebackers in 1974), Kansas State (linebackers from 1975-1976) and West Virginia (secondary in 1977).

Bates was born on May 31, 1946, in Pontiac, Michigan, and received a bachelor's degree in education from Tennessee in 1968. He is married to Beverly and has two sons: Jeremy and James. Jeremy is in his first season as the Assistant Head Coach of the Offense/Quarterbacks at the University of Southern California. James, a linebacker and defensive captain on the University of Florida's 1996 national championship team, does television play-by-play for the Mountain West Sports Network.

### BATES AT A GLANCE

YEARS	HEAD COACH
1964-67	University of Tennessee, player
1968	University of Tennessee, Graduate Assistant
1969-1971	Sevier County High School (Tenn.), Head Coach
1972	University of Southern Mississippi, Freshman Coach
1973	Villanova University, Offensive Line Coach
1974	Villanova University, Linebackers Coach
1975-76	Kansas State University, Linebackers Coach
1977	West Virginia University, Secondary Coach
1978-79	Texas Tech University, Secondary Coach
1980	Texas Tech University, Defensive Coordinator/Secondary Coach
1981-83	Texas Tech University, Defensive Coordinator/Secondary Coach
1984	San Antonio Gunslingers (USFL), Defensive Coordinator
1985	San Antonio Gunslingers (USFL), Head Coach
1986	Arizona Outlaws (USFL), Defensive Coordinator
1988	Detroit Drive (AFL), Assistant Coach
1989	University of Tennessee, Linebackers Coach
1990	University of Florida, Defensive Coordinator/Secondary Coach
1991	Cleveland Browns, Linebackers Coach
1992-93	Cleveland Browns, Defensive Ends Coach
1994	Atlanta Falcons, Defensive Coordinator
1995	Cleveland Browns, Secondary Coach
1996-97	Dallas Cowboys, Linebackers Coach
1998-99	Dallas Cowboys, Assistant Head Coach/Defensive Line Coach
2000-03	Miami Dolphins, Defensive Coordinator
2004	Miami Dolphins, Defensive Coordinator/Interim Head Coach
2005	Green Bay Packers, Defensive Coordinator
2007	Denver Broncos, Assistant Head Coach/Defense
2009	Tampa Bay Buccaneers, Defensive Coordinator





Jeff Jagodzinski enters his ninth NFL season and first as the Buccaneers offensive coordinator. He returns to the NFL after serving as Boston College's head football coach for two seasons (2007-2008).

Jagodzinski left Boston College after leading the Eagles to a 20-8 record in his two seasons. The 2008 Eagles finished the regular season with a record of 9-3 and advanced to the Atlantic Coast Conference Championship Game for the second consecutive year as the league's Atlantic Division champion. Under Jagodzinski's guidance, LB Mark Herzlich was named ACC Defensive Player of the Year and the Eagle defense led the nation in interceptions and ranked among the Top 10 in several defensive categories.

In his first season leading the Eagles in 2007, the team began the season 8-0, the third-best start in school history. After their win over No. 8 Virginia Tech, the Eagles climbed to No. 2 in both major polls, their highest ranking since being ranked No. 1 in 1942, as the squad became the first BC football team to win 10 or more games in consecutive seasons. The team won the ACC Atlantic Division that season and advanced to the ACC Championship Game for the first time and finished 10th in the final AP college football poll and 11th in the USA Today poll, their highest final ranking since the 1984 season.

During the 2007 season, he tutored ACC Player of the Year, QB Matt Ryan, who went on to become the 2008 NFL AP Offensive Rookie of the Year after being drafted third overall by the Atlanta Falcons. T Gosder Cherilus was also a first-round draft selection (17th pick, Detroit Lions) and S Jamie Silva became a consensus All-America first-team selection under Jagodzinski.

Prior to his stint at Boston College, Jagodzinski served as the offensive coordinator for the Green Bay Packers in 2006, leading an offense that featured QB Brett Favre, 1,000-yard rusher RB Ahman Green and 1,000-yard receiver WR Donald Driver.

He spent the two seasons (2004-2005) before his appointment in Green Bay on the staff of the Atlanta Falcons. After serving as tight ends coach in 2004, he was promoted to offensive line coach in 2005. That season he worked closely with offensive line consultant Alex Gibbs, the architect of some of the best offensive lines in NFL history, including the 1997-1998 Super Bowl champion Denver Broncos. Under Jagodzinski's direction, the Falcons led the NFL in rushing with 2,546 yards in 2005 while current Buccaneers RB Warrick Dunn rushed for a career-high 1,416 yards on his way to the Pro Bowl. In his lone season tutoring the Falcons tight ends, TE Alge Crumpler earned a trip to the Pro Bowl after leading all NFL tight ends with a 16.1-yard per-catch average.

Prior to joining the Falcons, Jagodzinski spent five years (1999-2003) as the Packers' tight ends coach and was instrumental in launching the career of three-time Pro Bowl TE Bubba Franks.

Jagodzinski's initial stint in the NFL came after 14 years as a college coach, including two successful seasons (1997-1998) as offensive coordinator at Boston College. During his two seasons in Boston, his offenses averaged more than 400 yards per game as the Eagles allowed the fewest sacks in the Big East, going from last to first in 1997.

In 1998, Jagodzinski saw one of his pupils, RB Mike Cloud, gain All-America honors and was subsequently was drafted in the second round by Kansas City in 1999. In addition, one of his linemen, All-Big East C Damien Woody, was a 1999 first-round draft pick by the New England Patriots. Jagodzinski also coached Seahawks All-Pro QB Matt Hasselbeck during his 1997 senior season at Boston College.

Before leading the offense at Boston College, Jagodzinski served on coaching staffs at East Carolina (1989-1996), Louisiana State (1987-1988), Northern Illinois (1986), and the University of Wisconsin-Whitewater (1985), his alma mater. Jagodzinski was a three-year starter and four-year player (1981-1984) at fullback for the Warhawks, while earning a B.S. degree in education at Whitewater in 1985.

Jagodzinski attended West Allis (Wisconsin) Central High School, where he played football and baseball, earning all-conference honors in football and participating in the Shrine game, the state's all-star contest, following his senior season.

Born October 12, 1963, in Milwaukee, Jagodzinski and his wife, Lisa, have five children: Josh, JoAnne, Jessica, Jacqueline and Jennifer.

## YEARS

1981-84	University of Wisconsin-Whitewater, player
1985	University of Wisconsin-Whitewater, Running Backs Coach
1986	Northern Illinois, Offensive Line Coach
1987-88	Louisiana State University, Offensive Line Coach
1989-1991	East Carolina, Tight Ends/Assistant Offensive Line Coach
1992-96	East Carolina, Offensive Line Coach
1997-98	Boston College, Offensive Coordinator/Offensive Line Coach
1999-2003	Green Bay Packers, Tight Ends Coach

2004	Atlanta Falcons, Tight Ends Coach
2005	Atlanta Falcons, Offensive Line Coach
2006	Green Bay Packers, Offensive Coordinator
2007-08	Boston College, Head Coach
2009	Tampa Bay Buccaneers, Offensive Coordinator

## HEAD COACH

Forrest Perkins
Bob Berezowitz
Jerry Pettibone
Mike Archer
Bill Lewis
Steve Logan
Tom O'Brien
Ray Rhodes ('99), Mike Sherman ('00-'03)
Jim Mora
Jim Mora
Mike McCarthy
Jeff Jagodzinski
Raheem Morris



Richard Bisaccia is in his eighth season in 2009 leading the Buccaneers special teams unit and his first as associate head coach/special teams coordinator. He spent the 2008 season as associate head coach/special teams and running backs. In his seven seasons on the Tampa Bay sideline, the Buccaneers special teams unit has had its most successful stretch in team history.

Over the past four seasons (2005-2008), the Buccaneers have sent three special teams players to the Pro Bowl: P Josh Bidwell (2005), LS Dave Moore (2006) and KR Clifton Smith (2008) after sending just one in team history prior to that (K Martin Gramatica in 2000).

Under the direction of Bisaccia, Bidwell and K Matt Bryant have become arguably the most successful players at their respective positions in Buccaneers history. Bidwell, who joined the Buccaneers in 2004, already owns team records for gross punting average (44.0), net punting average (37.2), punts inside the 20-yard line (124), most punts (419) and punting yardage (18,426). He also owns four of the top five best single-season gross punting averages in team history (2005-2008), five of the top 10 best single-season net averages (2004-2008) and four of the top 10 single seasons for most punts placed inside the 20 (2004-2005, 2007-2008).

Bryant has been equally impressive under Bisaccia, ranking first in team history for highest field goal percentage (.831), third in most made field goals (98) and tied for fourth in points (416) in just four seasons in Tampa Bay. The past two seasons have been the best of Bryant's career, setting new career highs in 2007 in field goals made and attempted, extra points made and attempted and total points, only to surpass those totals with a Pro Bowl caliber campaign in 2008.

The 2008 season was perhaps the best special teams campaign in franchise history. Rookie return man Clifton Smith, who joined the Buccaneers as an undrafted free agent and didn't play in a game until Week 8 at Dallas, became the first ever Buccaneer selected to the Pro Bowl as a kick returner. He was also the second rookie in team history to make the annual all-star game and just the third player in the NFL since 1970 to be selected to the Pro Bowl in the same year they entered the league as an undrafted free agent. Smith was also the only Buccaneer to earn All-Pro honors, garnering second-team recognition. Smith was the only player in the NFL in 2008 and only player in Buccaneers history to return a punt and a kickoff for a touchdown. Smith ranked fifth in the NFL and second in the NFC with a 27.6-yard kickoff-return average while ranking second in the NFL and first in the NFC with a 14.1-yard punt-return average last season. He was named NFC Special Teams Player of the Week in Week 9 after setting a franchise record with 257 return yards at Kansas City, including a 97-yard kickoff return for a touchdown. Smith also earned NFC Special Teams Player of the Month honors in November.

For the second consecutive year in 2008, Bryant put together the best season of his career with Bisaccia. Bryant's 131 points were a career high, ranked fourth in the NFL and third in the NFC, while also ranking as the highest single-season scoring mark in team history. Bryant hit 32-of-38 field goal attempts on the season, setting career highs in attempts and field goals as he ranked fourth in the NFL and third in the NFC in field goals made and tied for third in the NFL and tied for second in the NFC in field goals attempted. The 2008 campaign also saw Bryant connect on three game-winning field goals for the Buccaneers and earn NFC Special Teams Player of the Week honors in Week 4 against Green Bay.

Bidwell was again one of the most productive punters in the league last season, ranking 10th in the NFL and fifth in the NFC with a 44.5 gross average while his 27 punts inside the 20 ranked tied for sixth in the NFL and third in the NFC and were the second highest total of his career.

The 2008 season was Bisaccia's lone season in charge of the running backs. Despite losing starting RB Earnest Graham to injury for the season in Week 11, the Buccaneers had two runners rush for over 500 yards on the season and average an impressive 4.07-yards per carry, the fifth-best average in team history. Additionally, the Tampa Bay ground game churned out 114.8 yards per game, the ninth-best average in franchise annals.

RB Warrick Dunn, who re-joined the Buccaneers after six seasons in Atlanta, took over the starting role when Graham went down and finished the season with 786 yards on 186 carries (4.2 avg.) to lead the team while posting two touchdowns. Dunn also ranked tied for second on the team with 47 receptions for 330 yards. In his first season with Bisaccia, Dunn became just the sixth player in NFL history to record 10,000 rushing yards and 500 receptions in his career when he posted the 500th catch of his career in Week 15 at Atlanta.

The aforementioned Graham, who was coming off the best season of his career in 2007, was on pace to surpass the 1,000-yard rushing plateau for the first time in his career in 2008 before his season ended. Graham finished with 563 yards on 132 carries (4.3 avg.) with a team-high tying four rushing touchdowns.

Bisaccia also welcomed back RB Carnell Williams to his corps in 2008, following a devastating knee injury in Week 4 of the 2007 season. Williams rejoined the active roster in Week 11 and went on to play in six games with one start, posting 233 yards on 63 carries with a team-high tying four rushing touchdowns. His lone start came in the season's final game against Oakland when he was putting on the best performance since his return, rushing 12 times for 78 yards (6.5 avg.) with two rushing touchdowns before sustaining another serious knee injury in the fourth quarter.

Under the direction of Bisaccia in 2007, the Buccaneers ranked 12th-best in the NFL in kickoff return average (23.3 avg.), seventh-best in punt return coverage (7.4 avg.) and second-best in kickoff return coverage (19.5 avg.). The special teams unit also made history as KR Micheal Spurlock ran 90 yards for the first-ever kickoff return touchdown in Bucs history.

In 2007, Bryant had a then career-high 118 points, sixth in the NFC and tied for 10th in the NFL, ranking third in team history for points in a single season, connecting on a then career-high 28 field goals on 33 attempts and was 34-of-34 on PATs. He made his then sixth-career game-winning field goal, a 43-yarder, in Week 5 vs. Tennessee (10/14) and was named NFC Special Teams Player of the Month in December by connecting on 10-of-11 field goal attempts while hitting a season-long 49-yard field goal and converting all 12 PATs.

Bidwell punted 77 times for 3,382 yards (43.9 avg.) and matched a franchise record for most punts inside the opponents 20-yard line with 30 in 2007. WR Mark Jones also set a Buccaneers single-season record for kickoff return average (28.6 avg.) in 2007.

In 2006, Bryant continued to be a consistent scoring threat for the Buccaneers and authored one of the most exciting finishes to a game in NFL history. In a Week 7 contest against the Philadelphia Eagles, Bryant connected on a 62-yard, game-winning field goal as time expired while garnering NFC Special Teams Player of the Week honors. It was the second-longest game-winning field goal in NFL history and the third-longest field goal overall. Bryant also connected on 11 consecutive field goal attempts during the season. Additionally, the Bucs kickoff coverage unit excelled in 2006, ranking first in the NFL in lowest opponent kickoff return average (18.4 avg.).

For the second consecutive season in 2006, a member of Bisaccia's unit was sent to the Pro Bowl. TE/LS Dave Moore was added to the NFC Pro Bowl roster as a need player to handle the long snapping chores in the all-star game, marking the first time in team history a Buccaneers special teamer was named to the Pro Bowl in consecutive seasons. Additionally, CB Torrie Cox was named as the first alternate as the NFC special teams player and earned USA Today All-Joe Team honors. Cox, who excelled on the punt and kickoff coverage units while also sharing the kickoff return duties, finished the 2006 season ranked tied for first on the team with 20 special teams tackles.

In his third season under Bisaccia in 2006, Bidwell was again a steady performer for the Buccaneers. His 52.3-yard average against Seattle in Week 17 was his highest single-game gross average as a member of the Buccaneers and the third highest of his career. Additionally, his 43.5 average in 2006 was the then second highest of his career.

In his second year with the Buccaneers under Bisaccia in 2005, Bidwell was named to his first Pro Bowl and earned second-team Associated Press All-Pro honors while ranking third in the NFL and first in the NFC with a career-best 45.6-yard average. His 45.6-yard gross average in 2005 still ranks as the best single-season average in team history. Bidwell also garnered NFC Special Teams Player of the Month honors in November and NFC Special Teams Player of the Week honors in Week 3 and Week 6. Bidwell placed 24 punts inside the 20-yard line in 2005, then the second-highest total of his career, to rank fifth in the NFC and tied for fifth all-time in team history. Against Miami in Week 6, Bidwell placed a single-game career-high five punts inside the 20-yard line.

Bryant also flourished in his first season under Bisaccia in 2005, connecting on 21-of-25 (.840) field goal attempts, including two game-winners (at Atlanta and vs. Atlanta), while connecting on a then career-long 50-yard field goal. His .840 field goal percentage was the then third-highest single-season percentage in team history. WR Mark Jones ranked fourth in the NFC in punt return average, returning a conference-leading 51 punts for 492 yards (9.6 avg.).

Bisaccia's unit challenged several team and individual records in 2004, including best kickoff return average, most



kickoff return yardage, most punts inside the 20-yard line and highest net and gross punting averages. Bidwell placed 23 punts inside the 20 to rank, at the time, tied for fifth in team history and tied for eighth in the NFC. Cox recorded an impressive 26.2-yard kickoff return average to finish fourth in the NFL and second in team history for a single season. Additionally, the 24.2-yard team kickoff return average in 2004 was at the time tops in Buccaneers history and ranked fourth in the NFL, while the 1,450 total kickoff return yards were at the time second-best all-time in team annals. LB Keith Burns led the team with 23 special teams tackles while earning Buccaneers special teams MVP and USA Today All-Joe Team honors.

In his first season with Bisaccia in 2004, Bidwell posted a 42.3-yard average, then the second-highest average of his career, to rank eighth in the NFC and, at the time, seventh-best in team history. Bidwell also tied or established new single-game career highs in net punting average (44.3 avg. at St. Louis, 10/18), gross punting yards (371 yards vs. Seattle, 9/19) and punts placed inside the 20 (four vs. Denver, 10/3) which he topped in 2005.

The Buccaneers special teams enjoyed success throughout the 2002 season and proved vital in the franchise's first-ever Super Bowl title. Buccaneers career scoring leader, K Martin Gramatica, hit 32-of-39 (.821) field attempts in 2002, including 5-of-6 from 50 or more yards while also hitting all 32 of his PATs. Gramatica tied for the NFC lead with a career-high 32 field goals, while his 39 field goal attempts and 128 points in 2002 were new club single-season records. Additionally, his five field goals from over 50 yards were tied for the league lead with Paul Edinger of the Chicago Bears. P Tom Tupa's 42.8-yard average ranked fourth in the NFC and he set a team single-season record with 30 punts placed inside the 20. He also set a Buccaneers single-game record for gross punting average (52.0) in a game at New Orleans.

Bisaccia joined the Buccaneers in 2002 after spending three seasons (1999-2001) at the University of Mississippi. Bisaccia was assistant head coach in 2000 and 2001, while also serving as the running backs coach and special teams coordinator throughout his three seasons at Ole Miss.

Bisaccia tutored All-SEC performers RB Deuce McAllister, RB Joe Gunn and K Les Binkley during his tenure. Ole Miss also excelled in special teams under Bisaccia, with Binkley setting a single-season scoring mark for a kicker. In 2000, the Rebels returned both a kickoff and a punt for a touchdown, and the 2001 unit led the conference and ranked 12th in the nation in kickoff returns with a 24.4-yard average. Jason Armstead finished second in the SEC and ninth nationally with a 27.6-yard average on kickoff returns in 2001.

McAllister, who was chosen in the first round of the 2001 NFL Draft by New Orleans, established 18 school records in his career. He ended his career with a team-record 3,060 yards rushing and was named all-conference in both 1999 and 2000. McAllister was also selected to the All-SEC team as either an all-purpose player or a punt returner during his final two seasons. In 1999, both McAllister and Gunn earned first-team All-SEC recognition as they formed one of the top rushing tandems in the nation, combining for more than 1,700 rushing yards. Gunn closed his career in 2001 second to McAllister in rushing yards with 2,749.

Prior to his stint at Ole Miss, Bisaccia spent five seasons (1994-1998) as the running backs coach, special teams coordinator and recruiting coordinator at Clemson. Under his tutelage, the Tigers set a school record with eight blocked kicks in 1997, and were the only team in the nation to have four players ranked in the Top 25 in four special teams categories in 1995. Bisaccia also coached three-time All-Atlantic Coast Conference running back Raymond Priestler, who set 18 school rushing records. Over the three-year period from 1995-1997, Clemson had 15 blocked kicks, the most-ever for a three-year span in school history. In addition, Tony Horne ended his Tiger career ranked sixth in career kickoff return yardage and 16th in punt return yardage.

Bisaccia served on the coaching staff at South Carolina from 1988-1993, beginning as a graduate assistant for tight ends and receivers. He also served as a volunteer assistant coach for defensive ends. Bisaccia took over as an assistant coach in charge of running backs and special teams in 1992 and 1993. Under Bisaccia, the Gamecocks led the SEC in kickoff returns in 1992. South Carolina also had a pair of All-SEC running backs in Brandon Bennett and Rob DeBoer.

Bisaccia began his coaching career in 1983 at Wayne State College in Nebraska, coaching defensive backs and special teams. He switched to the offensive side of the ball in 1984, tutoring quarterbacks and receivers for the next four seasons (1984-1987) in Wayne State's run-and-shoot offense.

Bisaccia, a native of Yonkers, N.Y., attended Yankton College in South Dakota from 1979-1982 and was a four-year starter at defensive back. He served as the team captain in 1982 and earned All-South Dakota Intercollegiate Conference honors in 1981 and 1982. Bisaccia was a free agent signee with the Philadelphia Stars of the USFL in 1983. He received a bachelor of science degree in physical education from Wayne State (Nebraska). Bisaccia grew up in Connecticut and graduated from New Fairfield High School in 1979.

Prior to the 2002 season, Bisaccia participated in the "Bucs on the Beach" volleyball tournament, in which all proceeds went to the Make-A-Wish Foundation and the Glazer Family Foundation. Bisaccia was also involved with the first-ever "Buccaneers Coaching Academy" in 2002. The hands-on clinic for area high school coaches focused on several essential areas of football knowledge and player development. During the 2003 and 2004 offseasons, he also lent his coaching knowledge to "NFL 101," a program that educates women on the terminology, formations, strategy and basics of football.

Bisaccia is married to the former Jeanne Jons and the couple has four children: Michele, Elizabeth, Madeline

and Richie. Jeanne has been an active member of the Buccaneers Women's Organization, participating in the Metropolitan Ministries' Holiday Tent, the Buccaneer Wives Holiday Fashion Show, the Fall Festival and the 2005 Buccaneers Family Cookbook.

## BISACCIA AT A GLANCE

YEARS		HEAD COACH
1979-1982	Yankton College, player	
1983	Philadelphia Stars (USFL), player	
1983	Wayne State, Defensive Backs/Special Teams Coach	Pete Chapman
1984-87	Wayne State, Quarterbacks/Receivers Coach	Pete Chapman
1988	South Carolina, Graduate Assistant/Tight Ends and Wide Receivers	Joe Morrison
1989-1990	South Carolina, Volunteer Assistant/Defensive Ends/Special Teams	Sparky Woods
1991	South Carolina, Volunteer Assistant/Tight Ends/Special Teams	Sparky Woods
1992-93	South Carolina, Running Backs/Special Teams Coordinator	Sparky Woods
1994-98	Clemson, Running Backs Coach/Special Teams Coordinator/ Recruiting Coordinator	Tommy West
1999	Mississippi, Running Backs Coach//Special Teams Coordinator	David Cutcliffe
2000-01	Mississippi, Assistant Head Coach/ Running Backs Coach/Special Teams Coordinator	David Cutcliffe
2002-05	Tampa Bay Buccaneers, Special Teams Coach	Jon Gruden
2006-07	Tampa Bay Buccaneers, Special Teams Coordinator	Jon Gruden
2008	Tampa Bay Buccaneers, Associate Head Coach/ Special Teams & Running Backs	Jon Gruden
2009	Tampa Bay Buccaneers, Associate Head Coach/ Special Teams Coordinator	Raheem Morris



Richard Mann enters his eighth season leading Tampa Bay's wide receivers and his first as assistant head coach/wide receivers. Possessing more than 30 years of coaching experience at the collegiate and professional levels, Mann has had the opportunity to coach some of the game's top receivers, including Tim Brown, Antonio Bryant, Mark Clayton, Joey Galloway, Ike Hilliard, Keyshawn Johnson, Keenan McCardell, Rob Moore, Andre Rison, Webster Slaughter and Pro Football Hall of Fame TE Ozzie Newsome.

Under Mann's direction, the Buccaneers have produced a 1,000-yard receiver in every one of his seven seasons on the Tampa Bay sideline, easily the longest stretch in franchise history. Mann's 1,000-yard pupil in 2008 was Bryant, who joined the Buccaneers as a free agent prior to the season. He finished the year leading the team with 83 receptions for 1,248 yards and seven touchdowns while earning The Sporting News Comeback Player of the Year award.

In 2007, Galloway became the first player in franchise history to eclipse the 1,000-yard receiving plateau for the third consecutive season, leading Mann's unit with 1,014 yards and six touchdowns on 57 receptions. Hilliard led the receiving corps with 62 receptions, his highest single-season output since his 72 receptions in 1999 as a member of the N.Y. Giants, for 722 yards and one touchdown.

In 2006, Mann coached Galloway to a team-leading 62 receptions for 1,057 yards and seven touchdowns. Defying age and maintaining his reputation as the league's best breakaway threat, Galloway's 17.0-yard average per catch led all NFL receivers with at least 50 receptions. It also marked his second consecutive 1,000-yard receiving season under Mann, making him just the second player in team history to accomplish the feat. Additionally, it was his first back-to-back 1,000-yard performance since 1997-1998.

The 2005 season saw Mann coach Galloway to his best season as a professional. The veteran pass catcher enjoyed a Pro Bowl-caliber season while setting career highs in receptions and receiving yards in 2005. His 83 receptions ranked seventh in the NFC and were the fifth-highest total in team history while his 1,287 receiving yards ranked sixth in the NFL and second in team history. Galloway surpassed the 1,000-yard receiving plateau in 11 games, fastest in team history. Additionally, Mann's pupil set a new team record with 10 touchdown receptions in 2005, tying him for fifth in the NFL.

In his third season with Tampa Bay in 2004, Mann oversaw the development of first-round selection WR Michael Clayton, the highest wide receiver (15th overall) ever taken by the Buccaneers in the NFL Draft. Under the instruction of Mann, Clayton became one of the most productive rookie wide receivers in NFL history. Named one of the five finalists for the PEPSI Rookie of the Year award and selected to ESPN.com's All-Rookie team, he posted 80 receptions for 1,193 yards (14.9 avg.) with seven touchdowns.

Clayton's 80 receptions and 1,193 yards led the team and all NFL rookie wide receivers in 2004 and ranked fifth all-time in NFL history among rookie pass catchers. His season totals also established him as the top rookie receiver in team history. Additionally, Clayton led or tied for the team lead in receptions in eight games while leading the team in receiving yards in 10 contests.

Despite losing two of his top performers in 2003, Mann's unit provided a consistent threat as the Buccaneers offense finished in the top 10 in the NFL in total offense for the second time in team history. Utilizing seven different members of Mann's wide receivers corps, former QB Brad Johnson set numerous team records in 2003, including touchdown passes (26), passing yards (3,811) and completions (354). Led by McCardell, the receiving unit posted 188 receptions for 2,503 yards and 16 touchdowns. McCardell led all Buccaneers with 84 receptions for 1,174 yards (14.0 avg.) and nine touchdowns (eight receiving touchdowns and one fumble return for a touchdown) while earning his second career Pro Bowl appearance.

Under Mann's guidance in 2002, the Buccaneers' wide receivers hauled in 184 receptions for 2,281 yards and 16 touchdowns while helping Tampa Bay earn its first Super Bowl title. Mann was reunited with Keyshawn Johnson in 2002, who hauled in 63 receptions for 844 yards and eight touchdowns during his rookie season with the N.Y. Jets under Mann. Johnson's success continued in 2002 as he recorded 76 receptions for 1,088 yards and five touchdowns, making him the first player in Bucs' history to record consecutive 1,000-yard receiving seasons. Upon arriving in Tampa from Jacksonville in the offseason, McCardell made an immediate impact. McCardell led all Buccaneers receivers and tied a then career-high with six touchdown receptions in 2002 — as well as a pair of touchdowns in the Super Bowl XXXVII win over the Oakland Raiders — and added 61 receptions for 670 yards. Signed as a free agent in the offseason, WR Joe Jurevicius flourished under Mann as he hauled in 37 receptions for 423 yards and a then career-high four touchdowns as the Buccaneers' third receiver in 2002. Jurevicius caught a touchdown in the divisional playoff win against San Francisco and set up the go-ahead score in the NFC Championship Game at Philadelphia with a 71-yard reception. He added four catches for a game-high 78 yards in Super Bowl XXXVII.

Mann spent the 2001 season with the Washington Redskins as wide receivers coach, tutoring Michael Westbrook and rookie Rod Gardner, who combined for 103 receptions, 1,405 yards and eight touchdowns in 2001. Prior to working with the Redskins, Mann served as the receivers coach for Kansas City in 1999 and 2000. Under Mann, the Chiefs' passing attack produced a club-record 4,388 passing yards and 28 touchdowns in 2000. Mann tutored standout receivers Derrick Alexander and Rison during his time in Kansas City, with Alexander producing four 100-yard games in 1999 and Rison becoming just the 12th player in NFL history to break the 700-catch barrier. Mann also tutored Joe Horn in his final campaign with the Chiefs in 1999, a breakout season in which Horn totaled 35 receptions for 586 yards and six touchdowns. Horn went on to become the New Orleans Saints all-time leader in receptions, receiving yards and touchdowns after his time with Mann.

Mann spent the 1997 and 1998 seasons as the Baltimore Ravens wide receivers coach. Under his guidance, Alexander grabbed 65 catches for 1,009 yards and nine touchdowns in 1997, while Michael Jackson snagged 69 passes for 918 yards and four scores.

Mann also coached on the N.Y. Jets staff, coaching both wide receivers and tight ends during his three seasons (1994-1996). While in New York, he worked with Johnson and also mentored Wayne Chrebet, who set a Jets rookie record in 1995 with 66 catches for 726 yards and four touchdowns. In 1994, Mann helped Rob Moore make his first Pro Bowl appearance after catching 78 passes for 1,010 yards and six touchdowns, becoming the first Jets Pro Bowl wideout since Al Toon in 1988. In addition to working with the New York receiving corps, he also handled Jets tight end coaching duties in 1995, where he tutored first-round draft choice Kyle Brady.

From 1985-1993, Mann served as an assistant coach with the Cleveland Browns, where he coached Hall of Famer Newsome. Newsome finished his stellar career with 662 catches for 7,980 yards and 47 touchdowns. In addition, Webster Slaughter hauled in 305 passes for 4,834 yards and 27 touchdowns in six seasons (1986-1991) under Mann's tutelage and was selected to his first Pro Bowl in 1990.

He originally began his NFL coaching career as a receivers coach with the Baltimore/Indianapolis Colts from 1982-1984. With the Colts, he worked under Frank Kush, his college head coach at Arizona State. Mann also coached on the collegiate level at the University of Louisville from 1980-1981 and Arizona State from 1974-1979 as wide receivers coach. During that time, he helped nurture a pair of receivers who enjoyed considerable success in the NFL, Clayton at Louisville and John Jefferson at Arizona State. Clayton went on to produce 582 catches for 8,974 yards and 84 touchdowns in his 11-year career with Miami (1983-1992) and Green Bay (1993), while Jefferson totaled 315 receptions for 5,714 yards and 47 scores with San Diego (1978-1980), Green Bay (1981-1984) and Cleveland (1985).

Mann, a native of Aliquippa, Pennsylvania, was a three-year starter at flanker and tight end for the Sun Devils from 1966-1968. He began his coaching career at his prep alma mater of Aliquippa High School from 1970-1973. A member of the Aliquippa Hall of Fame since 1982, Mann is also a member of the Beaver County (PA) Hall of Fame.

Mann joined several other Buccaneers coaches to host the High School Coaching Academy during the 2004 off-season in conjunction with the National Football Foundation. The academy is a one day, hands-on clinic designed to elevate the quality of football coaching at the high school level.



Mann and his wife, Karen, have four children: daughters Deven and Brittany, and sons Richard II and Mario. Richard II currently serves as personnel assistant with the Buccaneers.

## MANN AT A GLANCE

YEARS		HEAD COACH
1966-68	Arizona State, player	
1970-73	Aliquippa (PA.) High School, Wide Receivers Coach	
1974-79	Arizona State, Wide Receivers Coach	Bob Owens ('79), Frank Kush ('74-79) Bob Weber ('81), Vince Gibson ('80) Hal Hunter ('84), Frank Kush ('82-84)
1980-81	Louisville, Wide Receivers Coach	Marty Schottenheimer
1982-84	Baltimore/Indianapolis Colts, Wide Receivers Coach	Bill Belichick ('91-93), Jim Schoffner ('90), Bud Carson ('89-90), Marty Schottenheimer ('86-88)
1985	Cleveland Browns, Wide Receivers/Tight Ends Coach	Pete Carroll
1986-1993	Cleveland Browns, Wide Receivers Coach	Rich Kotite
1994	New York Jets, Wide Receivers Coach	Rich Kotite
1995	New York Jets, Wide Receivers/Tight Ends Coach	Ted Marchibroda
1996	New York Jets, Wide Receivers Coach	Gunther Cunningham
1997-98	Baltimore Ravens, Wide Receivers Coach	Marty Schottenheimer
1999-2000	Kansas City Chiefs, Wide Receivers Coach	Jon Gruden
2001	Washington Redskins, Wide Receivers Coach	Raheem Morris
2002-08	Tampa Bay Buccaneers, Wide Receivers Coach	
2009	Tampa Bay Buccaneers, Assistant Head Coach/Wide Receivers	



Joe Baker enters his first season on the Tampa Bay Buccaneers coaching staff as defensive backs coach.

Baker spent the past two seasons (2007-2008) with the Denver Broncos, serving as an offensive assistant in 2008 and as the club's linebackers coach in 2007. The veteran coach has worked in the NFL for the last nine seasons and owns 13 years of coaching experience in the league gained from positions with five different teams. Baker coached for the St. Louis Rams (2006), Green Bay Packers (2005), New Orleans Saints (2000-2004) and Jacksonville Jaguars (1995-1998) before joining Denver in 2007.

Baker helped guide a Broncos offense in 2008 that finished the season as the NFL's second-ranked offense, averaging 395.8 yards per game. As linebackers coach for the Broncos in 2007, Baker instructed D.J. Williams as the fourth-year player transitioned to playing the middle linebacker position for the first time in his career and finished second in the NFL with an AFC-best 141 tackles. Baker's group of linebackers also were a key part of an aggressive defense that led the AFC and tied for third in the league with 34 forced fumbles.

With Baker handling defensive quality control and working with the linebackers in 2006, the Rams ranked seventh in the NFL in takeaways (32) and forced a league-high nine turnovers inside the red zone. Baker instructed LB Will Witherspoon, who posted a career and team-high 136 tackles to lead a linebacking unit that helped St. Louis rank eighth in the league against the pass (189.7 ypg).

Baker joined the Rams from Green Bay, where he spent the 2005 season as its secondary/safeties coach. He taught a secondary that helped the Packers rank first in the NFL against the pass, allowing 167.5 yards per game to mark the club's lowest such total in 27 seasons.

In five years with the Saints from 2000-2004, Baker coached in several different capacities as New Orleans ranked fifth in the NFL in takeaways (163) during his time with the club. He was New Orleans' secondary coach from 2003-2004, secondary assistant in 2002 and assistant defensive backfield/assistant special teams coach from 2000-2001.

Baker instructed a New Orleans secondary in 2004 that was vital to one of the NFL's most aggressive defenses, with the team leading the league in opponent fumble recoveries (20) and tying for the NFL high in red zone takeaways (7). New Orleans' defensive backfield also excelled under Baker in 2003, helping the club rank third in the NFC and eighth in NFL in pass defense (187.1 ypg.).

During the 2001 season as New Orleans' defensive backfield/assistant special teams coach, Baker instructed S Sammy Knight as he posted the third-highest interception total (6) among NFL safeties to earn a Pro Bowl selection.

At the University of Wisconsin in 1999, Baker was the Badgers' outside linebackers/special teams coach for a team that captured the Big Ten Conference title and earned a victory in the Rose Bowl. Wisconsin led the Big Ten in kickoff and punt coverage, kickoff return average and field goal percentage with Baker instructing its special teams.

Baker began his NFL career in 1994 with the Jacksonville Jaguars as their manager of football operations, helping the club prepare for its 1995 expansion season. He worked as the Jaguars' assistant special teams coach for the next four seasons (1995-1998), a time period when Jacksonville fielded one of the league's most consistent special teams. From 1995-1998, the Jaguars ranked second in the NFL in net punting average (37.9 avg.), third in gross punting average (44.4 avg.), seventh in punt return average (11.0 avg.) and eighth in opponent punt return average (8.2 avg.).

With Baker on its coaching staff, Jacksonville advanced to the AFC Championship Game in just its second season in 1996. The Jaguars posted 11 wins in each of the next two seasons with two of Baker's pupils, K Mike Hollis and P Bryan Barker, earning Pro Bowl honors in 1997.

Before joining the Jaguars, Baker coached running backs and wide receivers at Samford University (Birmingham, Alabama) in 1993. He spent time in 1992 as a player personnel coordinator for the World Football League's Birmingham Fire before taking a position at Samford.

Baker began his football coaching career in 1991 as a graduate assistant at East Stroudsburg University (PA) instructing its defensive backs for that season.

A former wide receiver at Princeton University (1987-1990), Baker helped the Tigers capture the 1989 Ivy League co-championship. He graduated from the school in 1991 with a bachelor's degree in history.

Baker was born June 29, 1969, in Glen Ridge, N.J. He and his wife, Jill, have a nine-year-old daughter, Mia, and a four-year-old son, Joey.

#### BAKER AT A GLANCE

YEARS		HEAD COACH
1987-1990	Princeton University, player	
1991	East Stroudsburg University, Graduate Assistant/Defensive Backs	Dennis Douds
1992	Birmingham Fire, Player Personnel Coordinator (WFL)	Chan Gailey
1993	Samford University, Running Backs/Wide Receivers Coach	Chan Gailey
1995-98	Jacksonville Jaguars, Assistant Special Teams Coach	Tom Coughlin
1999	University of Wisconsin, Outside Linebackers/Special Teams Coach	Barry Alvarez
2000-01	New Orleans Saints, Asst. Def. Backfield/Asst. Special Teams	Jim Haslett
2002	New Orleans Saints, Secondary Assistant Coach	Jim Haslett
2003-04	New Orleans Saints, Secondary Coach	Jim Haslett
2005	Green Bay Packers, Secondary/Safeties Coach	Mike Sherman
2006	St. Louis Rams, Defensive Quality Control/Linebackers Coach	Scott Linehan
2007	Denver Broncos, Linebackers Coach	Mike Shanahan
2008	Denver Broncos, Offensive Assistant Coach	Mike Shanahan
2009	Tampa Bay Buccaneers, Defensive Backs Coach	Raheem Morris



Joe Barry enters his second stint and seventh season overall as the Buccaneers linebackers coach, having spent the 2001-2006 seasons on the Tampa Bay sideline. In between stints with the Buccaneers, Barry served as the Detroit Lions defensive coordinator for two seasons from 2007-2008.

While in Detroit, Barry led a defense that ranked 10th in the NFL in 2008 in sacks per pass play and tied for third in the NFL in 2007 with 35 takeaways. The Lions defense also tied for ninth in the NFL in 2007 with 37 sacks.

During his six seasons with the Buccaneers, Barry helped the Buccaneers defense to a top five NFL ranking four times, including No. 1 rankings in 2002 and 2005. Buccaneers linebackers under Barry were named to the Pro Bowl seven times in his six seasons, with LB Derrick Brooks earning the honor from 2001-2006 and LB Shelton Quarles in 2002. Additionally, Brooks was named the 2002 NFL Defensive Player of the Year under Barry and received AP All-Pro first or second team honors five times (2001-2005).

In 2002, his second season with the club, Barry helped lead the Buccaneers to their first world championship in franchise history in Super Bowl XXXVII. Barry was also a member of two division titles (2002 and 2005) during his first stint with the Buccaneers.

The Buccaneers linebackers were a consistent strength of the Buccaneers defense from 2001-2006. During Barry's six-year tenure, Tampa Bay tied for the most interception returns for touchdowns by linebackers in the NFL with

seven and tied for sixth-most interceptions by linebackers with 23. From 2001-2006, the Buccaneers allowed the second-lowest yards per game (285.7), the least passing yards per game (177.2) and the fewest rushing touchdowns (51) in the NFL. The Tampa Bay defense also allowed the second-fewest points per game (17.4) and the ninth-lowest rushing yards per game (108.5) during that span.

Prior to joining the Buccaneers in 2001, Barry spent the 2000 season as defensive quality control coach for the San Francisco 49ers and the 1999 season coaching linebackers under John Robinson at UNLV. Before that, he worked with linebackers and defensive ends at Northern Arizona for three seasons from 1996-1998.

Barry was a two-year letterwinner as a linebacker at Southern Cal and then worked as a defensive graduate assistant for two seasons (1994-1995) at USC. He served as a co-captain during his senior year in 1993.

Barry's father-in-law, Rod Marinelli, was the assistant head coach for the Buccaneers and also coached the defensive line for 10 seasons before serving as the Detroit Lions head coach from 2006-2008. He is currently the assistant head coach/defensive line coach of the Chicago Bears.

In 2003, Barry lent his coaching knowledge to "NFL 101," a program that educates women on the terminology, formations, strategy and basics of football.

Barry and his wife, Chris, have two daughters, Camryn and Lauren and twin sons Nickolas and Samuel.

#### BARRY AT A GLANCE

YEARS		HEAD COACH
1989-1990	Michigan, player	
1991-93	Southern Cal, player	
1994-95	Southern Cal, Graduate Assistant	John Robinson
1996-98	Northern Arizona, Linebackers/Defensive Ends Coach	Steve Axman ('96-'97), Jerome Souers ('98)
1999	UNLV, Linebackers Coach	John Robinson
2000	San Francisco 49ers, Defensive Quality Control Coach	Steve Mariucci
2001-06	Tampa Bay Buccaneers, Linebackers Coach	Tony Dungy ('01), Jon Gruden ('02-'06)
2007-08	Detroit Lions, Defensive Coordinator	Rod Marinelli
2009	Tampa Bay Buccaneers, Linebackers Coach	Raheem Morris



Tim Berbenich enters his fourth season with the Buccaneers in 2009 and first as assistant wide receivers coach after serving as assistant running backs coach in 2008.

In 2008, he worked closely with Richard Bisaccia, associate head coach/running backs and special teams, in the instruction of the Buccaneers running backs. His contributions helped the Buccaneers rush for an average of 4.07 yards-per-carry, the fifth-highest average in team history and Tampa Bay's 114.8 rushing yards per game in 2008 was the ninth-best average in team history.

Prior to his current position, he spent two seasons (2006-2007) as an offensive quality control coach with Tampa Bay. In 2007, Berbenich helped lead the Buccaneers to the 2007 NFC South title. Berbenich joined the Tampa Bay staff after spending parts of six seasons (2000-2005) with the N.Y. Jets organization, including three years (2003-2005) on the coaching staff.

Berbenich spent three seasons on the Jets offensive staff, as an offensive assistant during the 2003 and 2004 seasons before adding quality control duties in 2005. He initially joined the Jets on a full-time basis in 2002 as an operations assistant after interning with the team in operations during training camp from 2000-2002. During his tenure in New York, the Jets reached the playoffs during the 2002 and 2004 seasons.

Berbenich played wide receiver for Hamilton College in Clinton, New York from 1998-2001 while earning his degree in economics. Born December 19, 1979 in Huntington, New York, Berbenich is married to Diane and resides in Tampa.



## BERBENICH AT A GLANCE

YEARS		HEAD COACH
1998-2001	Hamilton College, player	Al Groh ('00), Herman Edwards ('01-'02)
2000-02	New York Jets, Training Camp Operations Intern	Herman Edwards
2002	New York Jets, Operations Assistant	Herman Edwards
2003-04	New York Jets, Offensive Assistant	Herman Edwards
2005	New York Jets, Offensive Assistant/Quality Control Coach	Herman Edwards
2006-07	Tampa Bay Buccaneers, Offensive Quality Control Coach	Jon Gruden
2008	Tampa Bay Buccaneers, Assistant Running Backs Coach	Jon Gruden
2009	Tampa Bay Buccaneers, Assistant Wide Receivers Coach	Raheem Morris



Ejiro Evero enters his third season as a defensive quality control coach with Tampa Bay.

In Evero's first two seasons with the Buccaneers he worked closely with former defensive coordinator Monte Kiffin on the implementation of the defensive game plan. He helped the defensive unit finish the 2008 season as the ninth-ranked unit in the NFL in total defense (306.1 ypg). In 2007, he was part of a defense that ranked second in the NFL in total defense (278.4 ypg) and first in pass defense (170.5 ypg) en route to the NFC South title.

Evero spent two seasons (2005-2006) as an assistant coach at the University of California-Davis, helping the Aggies to the Great West Conference Championship in 2005. In 2004, he served as football intern at his alma mater, in addition to coaching at Davis High School as an assistant with the junior varsity team.

Evero was a four-year letterman at UC-Davis, where he started for three seasons at safety. A two-time captain, he was named a Division II All-American in 2002 and 2003. Following his college career, he signed with the Oakland Raiders in 2004 as a rookie free agent.

Evero is single and resides in Tampa.

## EVERO AT A GLANCE

YEARS		HEAD COACH
2000-03	California-Davis, player	
2004	Davis High School (California), Assistant Coach	
2005-06	California-Davis, Assistant Coach	Bob Biggs
2007-09	Tampa Bay Buccaneers, Defensive Quality Control Coach	Jon Gruden ('07-'08), Raheem Morris ('09)



Jay Kaiser enters his first season with the Buccaneers as assistant to the head coach in 2009.

Prior to joining the Buccaneers, Kaiser spent seven seasons (2002-2008) on the Kansas State football staff. In 2008, he served as the director of recruiting operations for the Wildcats. In addition to organizing Kansas State's recruiting efforts, he assisted with day-to-day operations and oversaw the Powercat Pride program.

Prior to his arrival at Kansas State, Kaiser served as a graduate assistant at Toledo, where he spent one year as the Rockets' assistant quarterbacks and receivers coach. He also coached tight ends and special teams at Northern Iowa as an assistant coach in 1999 following a two-year stint as a graduate assistant at Northwest Missouri State. While on staff with the Bearcats, Kaiser helped the program win an NCAA Division II national title.

Kaiser received his start as a student coach at Bethany College from 1993 through 1996. He earned a bachelor's degree from Bethany and later added a master's degree from Northwest Missouri State.

A native of Liberal, Kansas, Kaiser is married to the former Camille Base. The couple has two children, Karson and Payton.

## KAISER AT A GLANCE

### YEARS

1993-96	Bethany College, Student Coach
1997-98	Northwest Missouri State, Graduate Assistant
1999-2000	Northern Iowa, Tight Ends and Special Teams Coach
2001	Toledo, Graduate Assistant/Asst. Quarterbacks and Receivers Coach
2002-05	Kansas State, Recruiting Assistant
2006-08	Kansas State, Director of Recruiting Operations
Nov. '08-Feb. '09	Kansas State, Assistant Athletic Director/Recruiting Operations
2009	Tampa Bay Buccaneers, Assistant to the Head Coach

### HEAD COACH

Dr. Ted Kessinger
Mel Tjeerdsma
Mike Dunbar
Tom Amstutz
Bill Snyder
Ron Prince
Bill Snyder
Raheem Morris



Chris Keenan enters his first season as assistant strength and conditioning coach with the Buccaneers. His duties include assisting head strength and conditioning coach Kurtis Shultz in the implementation of the Buccaneers conditioning program. Keenan served as an assistant to the strength and conditioning staff during the 2006 off-season. He re-joins the Buccaneers after spending two academic years (2006-2008) with Tulane University.

For the Green Wave, Keenan served as the head strength and conditioning coach for the women's cross country team, the women's tennis program and the women's volleyball team. He was part of the 2008 women's volleyball team that won the Conference USA title and made it to the NCAA volleyball tournament for the first time in school history. Keenan also assisted in creating different strength and conditioning workouts for various other sports.

Keenan's first stint with the Buccaneers came after he spent 2004-2005 as the assistant to the strength and conditioning coaches at the Minnesota Vikings. Keenan worked under Shultz, who served as Minnesota's head strength and conditioning coach during that time. The 2005 Vikings sent a pair of first-year players, FS Darren Sharper and KR/WR Koren Robinson, to the Pro Bowl.

Keenan got his start in coaching in 2003 at Iowa State University, where he spent one year serving as a strength and conditioning aide for athletes.

Keenan was a fullback on the Drake University football team from 1999-2001. During his junior year, Keenan transferred to Iowa State where he majored in exercise science.

Keenan was born November 3, 1980 in Creston, Iowa.

## KEENAN AT A GLANCE

### YEARS

1999-2001	Drake University, player	
2003	Independence Community High School, Strength and Conditioning Aide	
2003	Iowa State, Strength and Conditioning Aide	Dan McCarney
2004-05	Minnesota Vikings, Second Assistant Strength and Conditioning Coach	Mike Tice
2006	Tampa Bay Buccaneers, Strength and Conditioning Assistant	Jon Gruden
2006-08	Tulane, Assistant Strength and Conditioning Coach	
2009	Tampa Bay Buccaneers, Assistant Strength and Conditioning Coach	Raheem Morris



Steve Logan enters his first season as Tampa Bay's running backs coach after spending the past two seasons (2007-2008) at Boston College as the offensive coordinator, serving under current Buccaneers offensive coordinator and former Eagles head coach Jeff Jagodzinski.

Logan guided an Eagles offense in 2008 that helped Boston College earn a 9-5 record with appearances in the ACC Championship Game and the Music City Bowl. In 2007, Logan's offense, led by ACC Player of the Year and Atlanta Falcons' first-round draft choice QB Matt Ryan, led the ACC in total offense and passing offense and finished third in scoring offense. Ryan completed 388-of-654 passes for 4,507 yards and 31 touchdowns, setting new Boston College single-season records for completions, yards and touchdowns and ACC records in completions and yardage.

Logan joined the Boston College staff after two seasons (2004-2005) as quarterbacks and wide receivers coach with the Berlin Thunder of NFL Europe and one season (2006) as offensive coordinator and quarterbacks coach

with the Rhein Fire. Logan helped Dave Ragone (2004) and Rohan Davey (2005) earn Offensive Player of the Year and All-NFL Europe honors.

Prior to his stint in NFL Europe, Logan served as the head coach of East Carolina from 1992-2002. He became the school's all-time winningest coach (69-58), and led the Pirates to five bowl games, including the 1994 St. Jude Liberty Bowl, the 1995 St. Jude Liberty Bowl, the 1999 Mobile Alabama Bowl, the 2000 Galleryfurniture.com Bowl, and the 2001 GMAC Bowl. Logan led the 1995 team to a 9-3 record and a No. 23 ranking in the final Associated Press poll.

Logan is widely regarded as an offensive architect, and began implementing his system as co-offensive coordinator for ECU in 1990 and 1991. The 1991 team finished 11-1, reached a Top-10 national ranking and defeated North Carolina State in the Peach Bowl.

Logan began his coaching career as an assistant coach at Union High School in Tulsa, Oklahoma in 1974. In 1980, he became the tight ends coach at Oklahoma State under head coach Jimmy Johnson. He moved to Hutchinson Junior College for two years before taking the reigns as offensive coordinator at Tulsa under John Cooper from 1983-1984. Logan headed for Colorado in 1985, coaching the Buffalo running backs for two years before coaching the quarterbacks at Mississippi State from 1987-1989.

Logan, a 1975 graduate of Tulsa, developed much of his coaching philosophy through the influence of several head coaches. He worked with former Ohio State coach John Cooper at Tulsa, former Miami Dolphins coach Jimmy Johnson at Oklahoma State, former Colorado coach Bill McCartney, and with Bill Lewis at East Carolina.

Logan and his wife, Laura, are the parents of two sons, Vincent and Nathanael.

### LOGAN AT A GLANCE

YEARS		HEAD COACH
1974-79	Union High School (Okla.), Assistant Coach	
1980	Oklahoma State, Tight Ends Coach	Jimmy Johnson
1981-82	Hutchinson Junior College, Head Coach	Steve Logan
1983-84	Tulsa, Offensive Coordinator	John Cooper
1985-86	Colorado, Running Backs Coach	Bill McCartney
1987-88	Mississippi State, Quarterbacks Coach	Rockey Felker
1989	East Carolina University, Running Backs Coach	Bill Lewis
1990-91	East Carolina University, Co-Offensive Coordinator	Bill Lewis
1992-2002	East Carolina University, Head Coach	Steve Logan
2004-05	Berlin Thunder (NFL Europe), Quarterbacks/Wide Receivers Coach	Rick Lantz
2006	Rhein Fire (NFL Europe), Offensive Coordinator	Jim Tomsula
2007-08	Boston College, Offensive Coordinator	Jeff Jagodzinski
2009	Tampa Bay Buccaneers, Running Backs Coach	Raheem Morris



Entering his 18th season in the NFL and 30th year of coaching, Pete Mangurian is in his first season as the Buccaneers offensive line coach. Mangurian spent the past four seasons (2005-2008) on the coaching staff of the New England Patriots as the tight ends coach.

Mangurian's tight ends were part of one of the NFL's most prolific offenses the past two seasons. New England's offense finished the 2008 season ranked fifth in the NFL in total offense after ranking first in 2007. Patriots tight ends scored 10 touchdowns, including two from linebacker-turned goal line TE Mike Vrabel in 2007, and blocked for a running game that averaged 4.1 yards per rush in the regular season, the team's highest average in 22 seasons. TE Benjamin Watson tallied a career-high six touchdowns, including four in the first five games. In 2006, Mangurian's group contributed consistent offense as the Patriots introduced several new receivers into their offensive attack. Watson had a career year, finishing second on the team with a career-high 49 receptions for 643 yards.

In 2005, his first season tutoring the Patriots tight ends, Mangurian's group scored 12 touchdowns, the most by Patriots tight ends in 21 years, while averaging 13.2 yards per catch, the highest by Patriots tight ends in 18 years. Additionally, Patriots tight ends recorded 56 receptions for 737 yards, with the average of 13.2 yards per catch representing the highest yards-per-catch figure by a group of New England tight ends since 1988.

Prior to joining the Patriots, Mangurian was a member of Dan Reeves' staff with the Atlanta Falcons for three seasons from 2001-2003, a period during which the Falcons notably excelled in rushing and pass protection. As Atlanta's offensive coordinator in 2003, Mangurian oversaw an offensive unit that averaged 4.48 yards per carry and allowed just 35 sacks, the fewest for the Falcons since 1991. His promotion to offensive coordinator came following a 2002 season during which he served as Atlanta's offensive line coach and contributed to a season in



which the Falcons set team records for yards-per-carry (4.53), rushing touchdowns (23) and most 30-point games (8).

Mangurian returned to the NFL in 2001 after spending three seasons as the head coach at Cornell. In his final two seasons (1999-2000), Cornell won a total of 10 Ivy League games under Mangurian, more than any other team in the league. His 10-4 league record over that span ties for the best two-year Ivy League record in school history. Mangurian recorded an overall record of 16-14 (.533) before returning to the NFL for the 2001 season.

The California native began his NFL coaching career in 1988, when Reeves hired him as the tight ends/H-backs coach for the Denver Broncos. He went on to become the team's offensive line coach in 1991. Mangurian spent a total of five seasons with the Broncos and was on the staff of the 1989 AFC Championship team that appeared in Super Bowl XXIV. In 1993, he joined the New York Giants and spent four seasons mentoring the offensive line, helping to pave the way for Rodney Hampton to record three consecutive 1,000-yard seasons. Overall, he spent 13 seasons as an assistant to Reeves with Denver, New York and Atlanta.

Prior to entering the NFL ranks, Mangurian spent nine seasons as an assistant coach at the collegiate level. He began his coaching career in 1979, accepting a position as the assistant offensive line coach at Southern Methodist University. From there, he spent one season as the offensive line coach at New Mexico State (1981), then spent two seasons working with the offensive line at Stanford. In 1984, he began a four-season stint as the offensive line coach at his alma mater, Louisiana State, helping the Tigers earn four consecutive bowl bids and set school records for total offense on three separate occasions.

Mangurian and his wife, Amy, have two daughters, Lauren and Katie, and one son, Will.

### MANGURIAN AT A GLANCE

YEARS		HEAD COACH
1975-78	Louisiana State University, player	
1979-1980	Southern Methodist University, Assistant Offensive Line Coach	Ron Meyer
1981	New Mexico State, Offensive Line Coach	Gil Krueger
1982	Stanford University, Special Assistant Coach (Offensive Line)	Paul Wiggin
1983	Stanford University, Offensive Line Coach	Paul Wiggin
1984-87	Louisiana State University, Offensive Line Coach	Bill Arnsparger ('84-'86), Mike Archer ('87)
1988-1990	Denver Broncos, Tight Ends/H-Backs Coach	Dan Reeves
1991-92	Denver Broncos, Offensive Line Coach	Dan Reeves
1993-96	New York Giants, Offensive Line Coach	Dan Reeves
1997	Atlanta Falcons, Offensive Assistant Coach	Dan Reeves
1998-2000	Cornell University, Head Coach	Pete Mangurian
2001-02	Atlanta Falcons, Offensive Line Coach	Dan Reeves
2003	Atlanta Falcons, Offensive Coordinator	Dan Reeves
2005-08	New England Patriots, Tight Ends Coach	Bill Belichick
2009	Tampa Bay Buccaneers, Offensive Line Coach	Raheem Morris



Chris Mosley enters his first season as assistant offensive line coach with Tampa Bay.

Mosley spent the 2008 season as the tight ends coach at Princeton University after serving as a graduate assistant coach at Boston College in 2007 with former Eagles head coach and current Buccaneers offensive coordinator Jeff Jagodzinski.

Mosley has also served as an assistant football coach at Villanova, Akron and Washington & Jefferson. He also worked as a strength and conditioning coach with both Washington & Jefferson and Notre Dame, as well as a minor league affiliate of the Cincinnati Reds.

Mosley, who earned his degree in sociology, was a running back at Southeast Missouri State before transferring and finishing his career at Washington & Jefferson.

Mosley is single and resides in Tampa.

### MOSLEY AT A GLANCE

YEARS		HEAD COACH
1997-98	Southeast Missouri State, player	
1999-2001	Washington & Jefferson, player	
2007	Boston College, Graduate Assistant	Jeff Jagodzinski
2008	Princeton University, Tight Ends Coach	Roger Hughes
2009	Tampa Bay Buccaneers, Assistant Offensive Line Coach	Raheem Morris



Robert Nunn enters his first season in Tampa Bay as defensive line coach and his 10th season in the NFL after spending the past four seasons (2005-2008) coaching the defensive tackles for the Green Bay Packers. Nunn will work alongside Buccaneers defensive line coach Todd Wash in the instruction of the Buccaneers front four.

In 2008, Nunn continued to oversee a deep and talented rotation on the interior of the Packers defensive line. Two of Nunn's pupils, DT Johnny Jolly and DT Ryan Pickett, ranked in the top five in tackles among Green Bay defenders last season as Jolly set a new career high with 82 stops. Pickett, who joined the Packers as a free agent acquisition in 2006, thrived under Nunn as he tallied 236 tackles, 2.5 sacks and 13 passes defended the past three seasons. Nunn's guidance also contributed to the emergence of DT Corey Williams in 2006, as the then third-year pro turned in his best season with 47 tackles and seven sacks.

In 2005, Nunn helped elevate the Packers' defense to a level of success it hadn't enjoyed since 1998. Taking essentially the same personnel from 2004, when the club finished 25th overall defensively, Nunn assisted in anchoring a defensive unit that improved to seventh in the NFL. Under Nunn's direction, DT Grady Jackson started all 16 games for only the second time as a pro and responded with career bests in tackles (72) and passes defended (four).

A 21-year coaching veteran, Nunn broke into the NFL as a defensive assistant with the Miami Dolphins in 2000, working closely with current Buccaneers defensive coordinator Jim Bates for four of the next five seasons (2000-2002, 2004). Promoted in 2001 to assistant defensive line/quality control coach, he held that role for two years (2001-2002), during which time he worked with Pro Bowler Jason Taylor. He also spent the 2004 season with the Dolphins as a special assistant, beginning in August with a variety of off-the-field projects, and then assisting with the linebackers after the club relieved its head coach with seven games left in the season.

In 2003, Nunn headed up the Washington Redskins' defensive line and had the opportunity to coach DE Bruce Smith in the year the future Hall of Famer broke the late Reggie White's all-time NFL sacks record. Nunn also tutored veteran standouts Renaldo Wynn and Regan Upshaw.

Nunn's 12-year college coaching experience was highlighted by nine years at Georgia Military College in Milledgeville, Georgia. After one season as defensive coordinator, the school promoted him to head coach and athletic director in 1992. In his eight seasons holding that position, Nunn posted an impressive 66-19 record.

He launched his coaching career at Northeastern Oklahoma in 1988, heading up the defensive line. He then tutored defensive ends at the University of Tennessee for two seasons (1989-1990).

A four-year letterman (1984-1987) as a linebacker at Oklahoma State, Nunn served as team captain in 1987. He earned a B.S. in secondary education from the school in 1988.

Nunn and his wife Karen have five children: one daughter, Josie, 12, and four sons, Noah, 7, Jacob, 4, Nathan, 3 and Johnny 1.

#### NUNN AT A GLANCE

YEARS		HEAD COACH
1984-87	Oklahoma State, player	
1988	Northeastern Oklahoma, Defensive Line	Tom Eckerts
1989-1990	University of Tennessee, Defensive Ends	Johnny Majors
1991	Georgia Military College, Defensive Coordinator	Glen Wolf
1992-99	Georgia Military College, Head Coach	Robert Nunn
2000	Miami Dolphins, Defensive Assistant	Dave Wannstedt
2001-02	Miami Dolphins, Asst. Def. Line/Quality Control	Dave Wannstedt
2003	Washington Redskins, Defensive Line	Steve Spurrier
2004	Miami Dolphins, Special Assistant	Dave Wannstedt/Jim Bates
2005-08	Green Bay Packers, Defensive Tackles	Mike Sherman ('05), Mike McCarthy ('06-'08)
2009	Tampa Bay Buccaneers, Defensive Line	Raheem Morris



Greg Olson begins his second season as quarterbacks coach with the Buccaneers after spending two seasons (2006-2007) as offensive coordinator for the St. Louis Rams. Olson is a veteran of seven years in the NFL and 15 years in the college ranks.

In first season in Tampa Bay in 2008, Olson was part of an offense that ranked 14th in the NFL and ninth in the NFC in total offense. In addition, the Buccaneers featured the 11th-ranked passing offense in the NFL in 2008 as Tampa Bay signal callers passed for 3,788 yards. It marked the second-highest passing yardage total in team history while the 63.2 completion percentage in 2008 ranked third in team history and the 83.8 passer rating by Olson's unit was the fourth best in team annals. The Buccaneers offense finished the season amassing 5,456 total yards, the highest total in team history, while scoring 361 points, the second-highest total in team annals. Under Olson's tutelage, QB Jeff Garcia ranked tied for second in the NFL for fewest interceptions (6), ninth in the league and third in the NFC in completion percentage (64.9) and ninth in the NFL and fifth in the NFC in quarterback rating (90.2).

In Olson's first year with the Rams in 2006, he helped guide a high-powered offense that ranked sixth in the NFL in total offense (360.4 yards per game) and a passing offense that ranked third (247.6 ypg) in the NFC. The Rams ranked second in the NFC and third in the NFL in first downs (332), and scored 273 points in the red zone, second-most in the NFC.

Under Olson's direction, the 2006 Rams became just the fourth team in NFL history to produce a passer with more than 4,000 yards (QB Marc Bulger), a rusher with more than 1,500 yards (RB Steven Jackson) and two receivers with more than 1,000 yards (Torry Holt and Isaac Bruce). Bulger, Jackson, and Holt were all selected to the Pro Bowl. Bulger also posted career-highs in passing yards (4,301), passing touchdowns (24), passing attempts (588) and completions (370) while ranking second in the NFL in interception percentage (1.4%). He also finished second in the NFL in completions, third in passing yards and fourth in touchdown passes. Jackson also had a career-year in 2006, leading the NFL in yards from scrimmage with 2,334 and he led all NFL running backs with 90 receptions and was fifth in the NFL in rushing yards with 1,528.

Prior to his time with the Rams, Olson spent one season as quarterbacks coach and one season as offensive coordinator/quarterbacks coach for the Detroit Lions (2004-2005). In 2004, Olson took over play the calling duties for the Detroit Lions with three games remaining in the season as the Lions offense went on to average 403.6 total yards per game. In 2005, Olson was named offensive coordinator of the Lions in Week 11. He also spent one season each as quarterbacks coach of the Chicago Bears (2003) and tight ends/recruiting coordinator at Purdue University (2002). During his second stint with Purdue, Olson recruited future NFL QB Kyle Orton.

Olson originally entered the league in 2001 with the San Francisco 49ers as quarterbacks coach and helped guide QB Jeff Garcia to one of the best seasons in his career. Garcia posted a career-high 32 touchdown passes, his second-best career number in passing yardage (3,538) and his third-best career numbers in passer rating (94.8) and completion percentage (62.7) as he was selected to his second consecutive Pro Bowl.

Olson was quarterbacks coach at Purdue from 1997-2000, and played a key role in the development of Pro Bowl QB Drew Brees. Under Olson, Brees was a Heisman Trophy finalist in 1999 and 2000, while winning the Maxwell Award as the nation's outstanding player in 2000. He was also a finalist for the Davey O'Brien Award as the nation's top quarterback in 1999 and 2000. Brees ended his collegiate career as the Big Ten and Purdue's all-time leader in passing yardage (11,792), touchdowns passes (90), total yards (12,693), completion percentage (61.1%), completions (1,026) and attempts (1,678). He also ranked fourth in NCAA Division I-A history for total offense, completions and attempts upon his departure from Purdue. In addition, Brees led Purdue to the 2000 Rose Bowl, the school's first appearance in Pasadena since 1967. Under Olson, Brees had seven 400-yard passing games and 16 300-yard passing games. Brees earned Big Ten player of Year honors in 1998 and 2000 and All-Conference accolades for three straight years (1998-2000). As a senior he was named Academic All-America Player of the Year and was the first recipient of Socrates Award, recognizing the nation's finest athlete in terms of academics, athletics, and community service.

From 1994-1996, Olson was quarterbacks coach at Idaho. The team's passing attack in 1996 ranked fourth in the country, fifth in total offense, and 15th in scoring. The Vandals were second in the nation in total offense and scoring, and seventh in passing in 1994. Olson tutored QB Ryan Fien at Idaho, who earned All-Conference honors and finished second in the nation in total offense for the 1996 season.

Before his time at Idaho, Olson was the offensive coordinator/quarterbacks coach at his alma mater, Central Washington, from 1990-1993. The school was the top-ranked National Association of Intercollegiate Athletics school in total offense in 1991 and 1993. Olson developed first team All-American QB Jon Kitna in his rise from NAIA starter to 1997 World Bowl MVP to NFL starter in Seattle, Cincinnati and Detroit. Also during Olson's stint at



Central Washington, he served as a wrestling coach for four seasons, including the last two as head coach, helping lead the program to a sixth-place finish at his final NAIA National Tournament.

Olson got his coaching start as a graduate assistant in 1987 at Washington State under the tutelage of Head Coaches Dennis Erickson (1987-1988) and Mike Price (1989), where he earned his master's degree in athletic administration.

Olson played quarterback at Spokane Falls Junior College from 1981-1982, and at Central Washington from 1983-1984, earning his bachelor's degree in education in 1986. The Richland, Washington, native is married to Lissa with twins, Kenneth and Grayce. Lissa was the first female to be named a Head Coach of a Division I Track and Field Men's track team when she was named the Head Coach at Purdue University in March of 2001. She is currently an assistant track coach at the University of South Florida.

#### OLSON AT A GLANCE

YEARS		HEAD COACH
1987-89	Washington State, Graduate Assistant	Dennis Erickson ('87-88), Mike Price ('89)
1990-93	Central Washington University, Offensive Coordinator/ Quarterbacks Coach	Mike Dunbar
1994-96	University of Idaho, Quarterbacks Coach	John. L. Smith ('94) Chris Tormey ('95-96)
1997-2000	Purdue University, Quarterbacks Coach	Joe Tiller
2001	San Francisco 49ers, Quarterbacks Coach	Steve Mariucci
2002	Purdue University, Tight Ends/Recruiting Coordinator	Joe Tiller
2003	Chicago Bears, Quarterbacks Coach	Dick Jauron
2004	Detroit Lions, Quarterbacks Coach	Steve Mariucci
2005	Detroit Lions, Offensive Coordinator/Quarterbacks Coach	Steve Mariucci
2006-07	St. Louis Rams, Offensive Coordinator	Dick Jauron (interim)
2008-09	Tampa Bay Buccaneers, Quarterbacks Coach	Scott Linehan Jon Gruden ('08), Raheem Morris ('09)



Alfredo Roberts enters his first season in Tampa Bay as tight ends coach after spending the past two seasons (2007-2008) in the same capacity with the Cleveland Browns.

While on the Browns staff, Roberts tutored standout Steve Heiden and Pro Bowl TE Kellen Winslow, who recorded 125 receptions for 1,534 yards and eight touchdowns from 2007-2008. In 2007, Winslow was one of the most dominating tight ends in the game, setting a career high with 1,106 yards and five touchdowns. Winslow was named to his first Pro Bowl that season and ranked third among NFL tight ends with his 82 receptions and 1,106 yards.

Prior to joining the Browns, Roberts served in the same capacity with the Jacksonville Jaguars from 2003-2006. With the Jaguars, Roberts worked with veteran tight ends Kyle Brady, Brian Jones and Todd Yoder. He also worked with promising young tight ends George Wrihster (39 receptions for 353 yards in 2006) and the Jaguars first round selection Mercedes Lewis (13 receptions for 126 yards in 2006).

Prior to joining the Jaguars staff, Roberts was a member of the inaugural coaching staff at Florida Atlantic University from 1999-2002. Roberts served as wide receivers coach for his final two seasons at Florida Atlantic before exiting the college ranks for the NFL.

Roberts attended the University of Miami from 1983-1987, where he was a member of two national champion-ship teams. The first was under Howard Schnellenberger in 1983, which was the school's first championship, and again in 1987 under Jimmy Johnson. Roberts played on five bowl teams for the Hurricanes, including two Orange Bowls, two Fiesta Bowls and one Sugar Bowl.

Roberts was an eighth-round draft pick by Kansas City in the 1988 NFL draft, spending three seasons with the Chiefs. In 1991, he joined the Dallas Cowboys and was a part of two Super Bowl championship teams under the guidance of Jimmy Johnson, in 1992 and 1993. Roberts played in 16 straight games for five consecutive seasons until his career ended in 1994 following a foot and ACL injury. During his six-year NFL career, Roberts was considered one of the best blocking tight ends in the game.

Roberts and his wife, Angel, have three children: twin sons Avery and Austin and daughter Alyssa.

## YEARS

1983-87	University of Miami, player
1988-1990	Kansas City Chiefs, player
1991-1993	Dallas Cowboys, player
1999-2000	Florida Atlantic University, Assistant Coach
2000	Washington Redskins, Minority Internship
2001-02	Florida Atlantic University, Wide Receivers Coach
2001-02	Miami Dolphins, Minority Internship
2003-06	Jacksonville Jaguars, Tight Ends Coach
2007-08	Cleveland Browns, Tight Ends Coach
2009	Tampa Bay Buccaneers, Tight Ends Coach

## HEAD COACH

Howard Schnellenberger
Norv Turner
Howard Schnellenberger
Dave Wannstedt
Jack Del Rio
Romeo Crennel
Raheem Morris



Kurtis Shultz enters his first season as head strength and conditioning coach, and fourth season overall, with the Buccaneers after serving as the assistant strength and conditioning coach for the past three seasons (2006-2008). Shultz oversees the implementation of the Buccaneers year-round conditioning program while also maintaining the 9,353 square foot workout facility he helped design.

Last year Shultz helped G Davin Joseph and undrafted rookie RB/KR Clifton Smith earn their first trips to the Pro Bowl while also helping veterans CB Ronde Barber and LB Derrick Brooks earn their fifth and 11th selections, respectively. Shultz was a key member of the coaching staff in 2007 that led Tampa Bay to the NFC South division title while helping QB Jeff Garcia reach his fourth Pro Bowl. Additionally under Shultz, G Arron Sears and DE Gaines Adams were named to the 2007 PFW/PFWA All-Rookie team.

In his first season with the Buccaneers in 2006, Shultz helped three Buccaneers earn trips to the Pro Bowl, Barber, Brooks and LS Dave Moore. Shultz was also vital in the preparation and layout of the 9,353-square foot weight room building at the team's new training facility. Additionally, he has implemented swimming and boxing into the Buccaneers offseason conditioning program.

Shultz joined the Buccaneers after spending two seasons (2004-2005) with the Minnesota Vikings as head strength and conditioning coach. In his first season with the Vikings in 2004, Shultz implemented a dynamic and intense strength and conditioning program. The results were immediate as the Vikings made dramatic gains in strength, flexibility and endurance. The 2005 Vikings continued to build on the foundation that Shultz' program established as the team sent a pair of first-year Vikings, FS Darren Sharper and KR/WR Koren Robinson, to the Pro Bowl.

Shultz came to the Vikings after spending the 2003 season as assistant strength and conditioning coach for the Cincinnati Bengals. Shultz was part of a first-year Bengals staff under head coach Marvin Lewis that went 8-8, the best record by a Bengals club since the 8-8 team in 1996. The 2003 Bengals were able to stay remarkably healthy, losing only two players to injured reserve.

Shultz gained the bulk of his professional experience as strength coach for the University of Maryland basketball team, helping the team to the NCAA title during the 2001-2002 season in his third season with the team. Shultz left Maryland for the Bengals during the 2002-2003 season but was part of a Terrapin program that played in the NCAA Tournament each of his four seasons on the staff, advancing to the Final Four in 2000-2001 and the Sweet 16 in 2002-2003. While working for the Terrapins, he also headed the strength and conditioning programs of four Johns Hopkins University sports.

Shultz got his start in coaching at Loyola College (MD), where he spent four years (1995-1998). He diversified the Loyola program by incorporating CSA kickboxing into their traditional workouts. During his collegiate positions, Shultz also spent time working as a personal trainer at Padonia Fitness Center, an elite fitness facility in the Baltimore area. He served as a consultant and kick-boxing instructor for the Baltimore Ravens and trained an elite list of professional athletes, including 2000 NFL Defensive Player of the Year Ray Lewis and former Baltimore Orioles Jerry Hairston and Gary Matthews, Jr. More than a dozen professional lacrosse players also turned to Shultz for training.

Shultz was a forward on the Maryland basketball team from 1991-1995, playing in 67 career games. A team captain as a senior, Shultz was a part of Terps teams that advanced to the Sweet 16 of the NCAA Tournament in his final two seasons. As a prep player, Shultz played at prestigious DeMatha High in Washington, D.C. under legendary coach Morgan Wooten.

Shultz was born on March 10, 1972 in Baltimore, Maryland. He majored in kinesiology/physical education at Maryland. Shultz is married to the former Sharon Jacob of Cincinnati and the couple has one son, Jacob.

## SHULTZ AT A GLANCE

YEARS		HEAD COACH
1995-98	Loyola College, Strength and Conditioning Coach	
1999-2002	Johns Hopkins, Strength and Conditioning Coach	
2000-03	Maryland, Strength Coach – Men's Basketball	
2003	Cincinnati Bengals, Assistant Strength and Conditioning Coach	Marvin Lewis
2004-05	Minnesota Vikings, Head Strength and Conditioning Coach	Mike Tice
2006-08	Tampa Bay Buccaneers, Assistant Strength and Conditioning Coach	Jon Gruden
2009	Tampa Bay Buccaneers, Head Strength and Conditioning Coach	Raheem Morris



Dwayne Stukes enters his fourth season with the Buccaneers and first as assistant defensive backs coach after serving as the special teams quality control coach in 2008 and as a coaches assistant from 2006-2007. Stukes works closely with defensive backs coach Joe Baker in the instruction of the Buccaneers secondary.

In 2008, Stukes assisted Richard Bisaccia, associate head coach-special teams and running backs, in the coaching of the Buccaneers special teams unit. Last season proved to be one of the best special teams campaigns in franchise history as rookie return man Clifton Smith became the first ever Buccaneer selected to the Pro Bowl as a kick returner. Smith was also the only Buccaneer to earn All-Pro honors, garnering second-team recognition, and was the only player in the NFL in 2008 and only player in Buccaneers history to return a punt and a kickoff for a touchdown. Smith ranked fifth in the NFL and second in the NFC with a 27.6-yard kickoff return average while ranking second in the NFL and first in the NFC with a 14.1-yard punt return average last season. In 2007, Stukes help guide the Buccaneers to the NFC South title.

A former defensive back, Stukes spent parts of four seasons in the NFL from 2000-2003 as a member of the Buccaneers, Atlanta Falcons and Pittsburgh Steelers. He also spent time with NFL Europe's Berlin Thunder (2001-2002) and the Arena Football League's Colorado Crush (2004).

Stukes was a four-year letterman at the University of Virginia, seeing action at cornerback and safety. A history major, Stukes was awarded UVA's Gretchen Savin Macillwaine Football Scholarship, given for outstanding academic achievement. He is single and resides in Tampa.

## STUKES AT A GLANCE

YEARS		HEAD COACH
1995-99	University of Virginia, player	
2001-02	Berlin Thunder, player	
2004	Colorado Crush, player	
2006	Berlin Thunder, Assistant Defensive Backs Coach	Rick Lantz
2006-07	Tampa Bay Buccaneers, Coaches Assistant	Jon Gruden
2008	Tampa Bay Buccaneers, Special Teams Quality Control Coach	Jon Gruden
2009	Tampa Bay Buccaneers, Assistant Defensive Backs Coach	Raheem Morris





Todd Wash enters his third season with the Buccaneers and second as defensive line coach after serving as defensive quality control coach in 2007. Wash will work alongside Buccaneers defensive line coach Robert Nunn in the instruction of the Tampa Bay front four.

In his first season in charge of the Buccaneers defensive line in 2008, Wash led a group that combined for 23 sacks, including a team-leading 6.5 sacks by second-year DE Gaines Adams. Wash's group was also led by a pair of steady veterans, DT Chris Hovan and DE/DT Kevin Carter, who ranked first and second along the line with 69 and 64 tackles on the year, respectively. Wash welcomed free agent DE/DT Jimmy Wilkerson to the rotation in 2008 and he responded to post a career-high five sacks to rank tied for second on the team with DE Greg White, despite only starting one game.

In 2007, Wash helped tutor first-round pick Adams as he led all NFL rookies with six sacks and was named to the PFW/PFWA All-Rookie team. Wash also helped lead the Buccaneers to an NFC South division title in his first season in Tampa in 2007.

Prior to his time in Tampa Bay, Wash had two stints (2002-2003, 2005-2006) as an assistant coach at his alma mater, North Dakota State. While with the Bison, Wash tutored the defensive line and coordinated the run defense. In between appointments at NDSU, Wash spent the 2004 season as defensive coordinator/linebackers coach at Missouri Southern State. Wash previously worked as defensive coordinator at the University of Nebraska-Kearney (2000-2001) and held the positions of defensive line coach (1996) and head coach/defensive coordinator (1997-1999) at Fort Lewis College in Durango, Colorado.

A two-time All-North Central Conference outside linebacker at North Dakota State, Wash played on two national championship teams with the Bison in 1988 and 1990. A preseason All-American and team captain in 1991, he went to camp as an undrafted free agent with the Houston Oilers in 1992.

Wash holds two degrees from NDSU, including a bachelor's degree in physical education (1994) and a master's in athletic administration (1996).

Todd and his wife, Darci, are the parents of two daughters, Alyssa and Jenae, and one son, Marcus. Darci was an All-American basketball player for NDSU and played on three national championship teams.

#### WASH AT A GLANCE

YEARS		HEAD COACH
1988-1991	North Dakota State, player	
1996	Fort Lewis, Defensive Line Coach	Dave Preszler
1997-99	Fort Lewis, Head Coach/Defensive Coordinator	Todd Wash
2000-01	Nebraska-Kearney, Defensive Coordinator	Darrel Morris
2002-03	North Dakota State, Defensive Line Coach	Bob Babich ('02), Craig Bohl ('03)
2004	Missouri Southern State, Defensive Coordinator/ Linebackers Coach	John Ware
2005-06	North Dakota State, Defensive Line Coach/ Run Defense Coordinator	Craig Bohl
2007	Tampa Bay Buccaneers, Defensive Quality Control Coach	Jon Gruden
2008-09	Tampa Bay Buccaneers, Defensive Line Coach	Jon Gruden ('08), Raheem Morris ('09)

## ALL-TIME COACHES ROSTER

Mark Asanovich	Strength and Conditioning	1996-01
Wendell Avery	Offensive Assistant	1999-00
<b>Joe Baker</b>	<b>Defensive Backs</b>	<b>2009-</b>
<b>Joe Barry</b>	<b>Linebackers</b>	<b>2001-06, 2009</b>
Tom Bass	Linebackers	1977
	Defensive Coordinator/Linebackers	1978-80
	Defensive Coordinator	1981
Jeremy Bates	Offensive Quality Control	2002-03
	Assistant Quarterbacks	2004
<b>Jim Bates</b>	<b>Defensive Coordinator</b>	<b>2009-</b>
Maxie Baughan	Linebackers	1992-95
Larry Beightol	Offensive Line	1987-88
Leeman Bennett	Head Coach/Vice President	1985-86
<b>Tim Berbenich</b>	<b>Offensive Quality Control</b>	<b>2006-07</b>
	<b>Assistant Running Backs</b>	<b>2008</b>
	<b>Assistant Wide Receivers</b>	<b>2009-</b>
<b>Richard Bisaccia</b>	<b>Special Teams</b>	<b>2002-05</b>
	<b>Special Teams Coordinator</b>	<b>2006-07</b>
	<b>Associate Head Coach/Special Teams &amp; Running Backs</b>	<b>2008</b>
	<b>Associate Head Coach/Special Teams Coordinator</b>	<b>2009-</b>
John Bobo	Offensive Assistant	1987-88
	Offensive Line	1989-90
Casey Bradley	Defensive Quality Control	2006
	Linebackers	2007-08
Tommy Brasher	Defensive Line	1990
Greg Brown	Offensive Aide	1985-86
Kippy Brown	Running Backs	1995
Willie Brown	Wide Receivers	1976, 1978
	Running Backs	1977
Fred Bruney	Assistant Head Coach/Defensive Coordinator	1990
John Brunner	Offensive Moderator	1984
Greg Burns	Defensive Backs	2006
Jim Caldwell	Quarterbacks	2001
Louis Campbell	Defensive Assistant	1989
Bob Casullo	Tight Ends	2007-08
George Chaump	Running Backs	1979-81
Clyde Christensen	Tight Ends	1996-98
	Quarterbacks	1999-00
	Offensive Coordinator	2001
Michael Christianson	Assistant Offensive Line/Offensive Quality Control	2002
Ken Clarke	Defensive Line	1994-95
Bill Clay	Defensive Assistant	1987
Joel Collier	Offensive Assistant	1990
Mark Cotney	Defensive Aide	1986
Johnny Cox	Defensive Quality Control	2008
Larry Coyer	Assistant Head Coach/Defensive Line	2007
	Assistant Head Coach	2008
Sylvester Croom	Running Backs	1987-90
David Culley	Wide Receivers	1994-95
Joe Diange	Strength and Conditioning	1984-86
Boyd Dowler	Receivers	1980-82
	Quarterbacks	1983-84
Mike DuBose	Defensive Line	1987-89
Tony Dungy	Head Coach	1996-01
Les Ebert	Strength and Conditioning Assistant	1999-01
Herman Edwards	Assistant Head Coach/Defensive Backs	1996-00
Frank Emanuel	Special Teams	1982
	Kicking Teams	1983
<b>Ejiro Evero</b>	<b>Defensive Quality Control</b>	<b>2007-</b>
Jeff Fitzgerald	Defensive Assistant	1990-92
	Defensive/Offensive/Administrative Assistant	1993
Chris Foerster	Offensive Line	1996-01
Wayne Fontes	Secondary	1976-81
	Defensive Coordinator/Secondary	1982-83
	Assistant Head Coach/ Defensive Coordinator/Secondary	1984
Jethro Franklin	Defensive Line	2006
Jerry Frei	Offensive Line	1976-77

Dennis Fryzell	Special Teams	1976-77
Joe Gibbs	Offensive Coordinator/Offensive Backs	1978
Abe Gibron	Defensive Coordinator/Defensive Line	1976
	Chief Assistant/Defensive Line	1977-80
	Defensive Line	1981-84
Garrett Giemont	Strength and Conditioning	2003-05
Doug Graber	Defensive Coordinator/Secondary	1987-89
Dennis Green	Strength and Conditioning Assistant	1992
Jay Gruden	Offensive Assistant	2002-08
Jim Gruden	Running Backs	1982-83
Jon Gruden	Head Coach	2002-08
Nathaniel Hackett	Offensive Quality Control	2006-07
Paul Hackett	Quarterbacks	2005-07
Ray Hamilton	Defensive Line Assistant	1991
Tim Harkness	Receivers	1991
Kim Helton	Offensive Line	1983-86
Skip Husbands	Offensive Line	1976-78
Harold Jackson	Wide Receivers	1992-93
<b>Jeff Jagodzinski</b>	<b>Offensive Coordinator</b>	<b>2009-</b>
Bill Johnson	Offensive Line	1979-82
Kent Johnston	Strength and Conditioning	1987-91
<b>Chris Keenan</b>	<b>Assistant Strength and Conditioning</b>	<b>2009-</b>
Eddie Khayat	Defensive Line	1992-93
Monte Kiffin	Defensive Coordinator	1996-2008
Joe Kines	Outside Linebackers	1987-88
	Linebackers	1989-90
Bill Kollar	Kicking Teams	1984
Aaron Komarek	Strength and Conditioning Assistant	1996-99
Aaron Kromer	Senior Assistant	2005
	Senior Assistant/Offensive Line	2006-07
Phil Krueger	Offensive Backs	1976
	Research and Development	1977-78
	Assistant to the President/Special Teams	1979-80
Hank Kuhlmann	Offensive Coordinator/Running Backs	1991
Jimmy Lake	Assistant Defensive Backs	2006-07
Don Lawrence	Defensive Line	1985-86
Dale Lindsey	Linebackers	1991
Alan Lowry	Special Teams/Tight End	1991
<b>Steve Logan</b>	<b>Running Backs</b>	<b>2009-</b>
Johnnie Lynn	Defensive Backs	1994-95
<b>Pete Mangurian</b>	<b>Offensive Line</b>	<b>2009-</b>
<b>Richard Mann</b>	<b>Wide Receivers</b>	<b>2002-08</b>
	<b>Assistant Head Coach/Wide Receivers</b>	<b>2009-</b>
Joe Marciano	Special Teams	1996-01
Rod Marinelli	Defensive Line	1996-01
	Assistant Head Coach/Defensive Line	2002-05
Carl Mauck	Offensive Line	1991
John McKay	Head Coach/Vice President	1976-84
Ron Middleton	Tight Ends/Assistant Special Teams	2004-06
Mike Morris	Strength and Conditioning Assistant	2002-05
	Head Strength and Conditioning	2006-08
<b>Raheem Morris</b>	<b>Defensive Quality Control</b>	<b>2002</b>
	<b>Defensive Assistant</b>	<b>2003</b>
	<b>Assistant Defensive Backs</b>	<b>2004-05</b>
	<b>Defensive Backs</b>	<b>2007-08</b>
	<b>Head Coach</b>	<b>2009^-</b>
<b>Chris Mosley</b>	<b>Assistant Offensive Line</b>	<b>2009-</b>
Bill Muir	Offensive Coordinator/Offensive line	2002-08
Mike Mularkey	Quality Control	1994
	Tight End	1995
Chip Myers	Receivers	1983-84
Tony Nathan	Running Backs	1996-01
<b>Robert Nunn</b>	<b>Defensive Line</b>	<b>2009-</b>
Bill Nelsen	Quarterback and Receivers	1977, 1979
	Quarterbacks	1978, 1980-82
Kevin O'Dea	Defensive Assistant	1996-00
	Offensive Assistant	2001
Ray Oliver	Strength and Conditioning	1992

**Greg Olson**

Johnny Parker  
Stan Parrish  
Herb Paterra  
Willie Peete  
Ray Perkins  
Floyd Peters

Ricky Porter  
Tom Pratt  
Jim Pyne  
Vic Rapp

John Rauch  
Jimmy Raye  
Dick Roach

**Alfredo Roberts**

Brad Roll  
Tom Schertz  
Turk Schonert  
Larry Seiple  
Steve Shafer  
Kyle Shanahan  
Doug Shively  
John Shoop  
Mike Shula

**Kurtis Shultz**

Harry Smith  
Lovie Smith  
Jim Stanley  
Les Steckel  
George Stewart

Rodney Stokes

**Dwayne Stukes**

Ricky Thomas  
  
Rusty Tillman  
Howard Tippet  
  
Mike Tomlin  
Marc Trestman  
Art Valero

Dick Voris

**Todd Wash**

Morris Watts  
Chris Wiesehan  
Alan Williams  
Charlie Williams  
Richard Williamson

Kirby Wilson  
Richard Wood  
Joe Woods  
Sam Wyche  
Bob Wylie  
George Yarno

**Quarterbacks**

Strength and Conditioning  
Quarterbacks  
Inside Linebackers  
Running Backs  
Head Coach/V.P.-Football Operations  
Defensive Coordinator/Defensive Line  
Defensive Coordinator  
Offensive Assistant  
Defensive Line  
Offensive Quality Control  
Running Backs  
Offensive Coordinator/Quarterbacks  
Offensive Coordinator/Quarterbacks  
Defensive Backs

**Tight Ends**

Strength and Conditioning  
Offensive Assistant  
Quarterbacks  
Receivers  
Defensive Backs  
Offensive Quality Control  
Defensive Coordinator/Linebackers  
Quarterbacks  
Offensive Assistant  
Quarterbacks  
Offensive Coordinator

**Assistant Strength and Conditioning  
Head Strength and Conditioning**

Strength Coach  
Linebackers  
Defensive Coordinator  
Offensive Coordinator  
Special Teams/Tight Ends  
Special Teams  
Special Teams

**Special Teams Quality Control  
Assistant Defensive Backs**

Offensive Assistant  
Tight Ends  
Defensive Coordinator  
Linebackers/Special Teams  
Linebackers  
Defensive Backs  
Quarterbacks  
Tight Ends  
Running Backs  
Assistant Head Coach/Running Backs

Linebackers

**Defensive Quality Control  
Defensive Line**

Quarterbacks  
Offensive Assistant  
Defensive Assistant  
Wide Receivers  
Wide Receivers  
Assistant Head Coach/Wide Receivers  
Head Coach

Running Backs  
Defensive Assistant  
Defensive Quality Control  
Head Coach/Director of Football Operations  
Offensive Line  
Assistant Offensive Line

**2008-**

2002  
2002-03  
1987-88  
1992-94  
1987-90\*

1991  
1992-94

1996  
1995

2003-04  
1985-86

1976

1985-86  
1985-86

**2009-**

1993-95  
1991

1992-95  
1985-86

1991-93  
2004-05

1985  
2004

1988-89  
1990

1996-99

**2006-08  
2009-**

1976-79  
1996-00

1986  
2000

1992-94  
1995

1987-90

**2008  
2009-**

1997-98  
1999-01

1995  
1981, 1985-86

1982-84  
2001-05

1987  
2002-03

2004-05  
2006-07

1976

**2007  
2008-**

1991  
2005

2001  
1996-01

1987-89  
1990

1990-91\*\*

2002-03  
1991

2004-05  
1992-95

1992-95  
2008

\* Ray Perkins was head coach for the first 13 games of 1990

\*\* Richard Williamson was named head coach with three games remaining in 1990

^Raheem Morris was named defensive coordinator on December 25, 2008 prior to being promoted to head coach on January 17, 2009





## DIGGER DALEY

DIRECTOR OF FOOTBALL ADMINISTRATION

Digger Daley enters his first season with the Buccaneers as Director of Football Administration.

Daley works directly with General Manager Mark Dominik on all aspects of the salary cap, contract negotiations and strategic planning. Daley also oversees budgeting for football administration, including video, athletic training, equipment, strength and conditioning, and player development.

Daley has more than 10 years of experience negotiating and managing multi-million dollar contracts. The Cincinnati native spent the previous five years as a commercial real estate broker at Colliers International, where he received several awards in recognition of his accomplishments.

Daley graduated from the University of Cincinnati in 1995 with a Bachelor of Arts & Science degree in criminal justice and business administration. He and his wife, Lisa, live in Tampa with their sons Hogan, Marcus and Griffin.



## DENNIS HICKEY

DIRECTOR OF COLLEGE SCOUTING

Entering his 14th season with the Buccaneers overall and fifth as the Director of College Scouting, Dennis Hickey has helped lead the Buccaneers to eight winning seasons, four division titles and one Super Bowl championship during his 13-year tenure.

Hickey is responsible for coordinating a staff of regional scouts and managing the compilation of information on college players which has proven to be invaluable during the Buccaneers draft process.

With Hickey's assistance, the 2006 draft produced four rookies who saw starting action in their first season, including G Davin Joseph who has since developed into one of the NFL's best guards while earning his first trip to the Pro Bowl following the 2008 season. In 2007, Hickey helped assemble a draft class that included two rookies that were selected to the PFWA/PFWA All-Rookie team in DE Gaines Adams, who led all NFL rookies with six sacks, and G Arron Sears, as well as standout FS Tanard Jackson who started all 16 games for the Buccaneers.

The 2008 draft produced CB Aqib Talib, who tied for first in the NFL among rookies with four interceptions, OL Jeremy Zuttah, who started at both guard positions, and LB Geno Hayes, who was a big contributor on special teams. The Buccaneers also procured talent through the signing of undrafted rookie free agents RB/KR Clifton Smith and CB Elbert Mack. Smith was selected to the 2009 AFC/NFC Pro Bowl as the kick returner and was named AP Second-Team All-Pro kick returner while Mack appeared in 15 games in the secondary and on special teams where he ranked fourth on the team with 12 special teams stops.

Hickey was also instrumental in the scouting and drafting of LB Barrett Ruud in 2005 and K Martin Gramatica in 1999. Ruud has established himself as a cornerstone of the Buccaneers defense while playing at a Pro Bowl level the past two seasons (2007-08) and leading the team in tackles both years. Gramatica, a Pro Bowl selection in 2000, ranks as the Buccaneers all-time leading scorer and his 137 field goals is tops in team history.

Prior to his promotion to director of college scouting, Hickey spent seven seasons as a college scout for Tampa Bay scouting the midwestern states for the team. Hickey was a member of the Buccaneers first Super Bowl championship in 2002, a 48-21 victory against Oakland in Super Bowl XXXVII.

Before assuming his role as a scout for Tampa Bay, Hickey spent the 1996-97 seasons as a pro personnel assistant in Tampa Bay's scouting department. Prior to joining the Buccaneers, Hickey spent two years (1994-95) as an assistant coach at Blinn Junior College in Brenham, Texas. At Blinn, he coached the defensive backs and was responsible for recruiting in the state of Texas.

Hickey played collegiately at Coffeyville Community College and was a three-year starter and captain at the University of Tulsa, where he was also named an academic All-American. He received his bachelor's degree from Tulsa in 1994.

He and his wife, Stephanie, have one daughter, Breanna, and one son, Barrett. They live in Tampa.



Super Bowl XXII MVP and former Buccaneer great Doug Williams enters his sixth season with the Buccaneers, and first as Director of Pro Personnel after spending the past five seasons (2004-2008) as personnel executive.

Williams re-joined the Buccaneers in 2004 following a successful tenure as head coach at his alma mater, Grambling State, and one of the most storied playing careers in league and team history. He returned to Tampa Bay to lend his expertise and more than 20 years of experience in football to Tampa Bay's front office. Williams' responsibilities include coordinating the scouting and recruiting of all NFL players, while also monitoring NFL transactions and overseeing player tryouts. In addition, he is in charge of Tampa Bay's evaluating efforts of all other professional football leagues, including the Canadian Football League. Since his return to Tampa Bay, the Buccaneers have captured two NFC South division titles.

Williams has been a vital asset to the Buccaneers front office in the assessment of pro talent since his return. He was instrumental in the scouting and signing of WR Antonio Bryant, who went on to be named The Sporting News' 2008 Comeback Player of the Year. Bryant led the Buccaneers with a career-high 83 receptions for a career-high and team-high 1,248 yards and led the team with a career-high seven touchdown receptions last season. Williams also had a hand in the re-signing of WR Michael Clayton this past offseason. Drafted in 2004, Clayton pieced together the fifth-most prolific rookie receiving campaign in NFL history while setting Buccaneers rookie records for most receptions (80), receiving yards (1,193) and receiving touchdowns (seven) in a season. DE Stylez G. White was also scouted by Williams prior to White's breakout performance in 2007 in which he led the Buccaneers in both sacks (8.0) and forced fumbles (7) in his first NFL season.

Williams, a first-round pick by Tampa Bay in the 1978 NFL Draft (17th overall), led the Buccaneers to the first three playoff appearances in team history (1979, 1981, 1982), including an amazing appearance in the 1979 NFC Championship Game in just the fourth year of existence. He propelled the team to three winning seasons (10-6 in 1979, 9-7 in 1981 and 5-4 in 1982), the only campaigns in franchise history with a winning record until more than 15 years later, in the 1997 season. Williams also guided Tampa Bay to its first NFC Central title in 1979.

Tampa Bay's starting quarterback from 1978-1982, Williams still ranks among the leaders in club history in several major passing categories: second in touchdown passes (73), third in passing yards (12,648), third in pass attempts (1,890) and fourth in pass completions (895). Williams, who started 67 career games for the Buccaneers, was a two-time team MVP in 1980 and 1981. He ended his Tampa Bay career in 1982 as the all-time franchise leader in touchdown passes, passing yards, attempts and completions.

In 1986, Tampa Bay traded the NFL rights to Williams to the Washington Redskins for a 1987 fifth-round pick, which was used on S Tony Mayes, who never saw action in a Buccaneer uniform. The trade followed two seasons for Williams with the Oklahoma Outlaws of the USFL. Williams led the Redskins to a 42-10 victory over Denver in Super Bowl XXII following the 1987 season, and was anointed the game's MVP after he set or tied several Super Bowl passing records, including most TD passes (four), most yards passing (340), longest pass completion (80 yards) and longest TD pass (80 yards). He was the first black quarterback to ever start a Super Bowl. Williams ended his playing career following the 1989 season with the Redskins.

In six seasons (1998-2003) at Grambling State University, Williams brought one of the most storied programs in college football history back to prominence, compiling a 52-18 record as head coach after succeeding the legendary Eddie Robinson, who was at the helm for 57 years from 1941-1997 and re-wrote the record books as the winningest coach in the history of college football with 408 career wins.

Williams led the Tigers to three consecutive Southwestern Athletic Conference titles from 2000-2002 as they were named National Black College Champions during the same three-year span. He was also named SWAC Coach of the Year in each of those three seasons, and was also honored as Street and Smith's Black College Coach of the Year in 2000. Williams was a two-time finalist for The Sports Network Eddie Robinson (Division I-AA) National Coach of the Year.

Williams has gained invaluable experience at many levels, including the start of his college head coaching career at Morehouse College in 1997. He also has previous NFL experience as a scout for Jacksonville in 1995 and as offensive coordinator for the Scottish Claymores of the World League in 1995, and tutored running backs for Navy in 1994. Williams also excelled on the high school level as head coach and athletic director at Point Coupee High School in New Roads, Louisiana in 1991, and in 1993, he was head coach at Northeast High School in his hometown of Zachary, La., where he guided the team to a 13-1 record and the state semifinals.

As Grambling's quarterback from 1974-1977, Williams had a spectacular college career as he passed for more than 8,000 yards and 93 touchdowns, leading the Tigers to three National Black College National Championships and two SWAC titles. He posted a 36-7 record as a starter and finished fourth in voting for the 1977 Heisman Trophy.

Williams has been vital in the development of The Field Generals, an organization founded by and composed of retired NFL African American quarterbacks (Williams, James Harris, Marlin Briscoe, Randall Cunningham, Vince Evans and Warren Moon) who are dedicated to teaching and preserving the history of the African American quarterback. Williams was inducted into the College Football Hall of Fame in 2001. He returned to South Bend, Indiana in 2006 to speak, along with other members of the Field Generals, about the struggles and perseverance African American quarterbacks endured while integrating the position. In February 2007, Williams, along with fellow members of the Field Generals, and author William C. Rhoden, released *Third and a Mile*, a story of the trials and triumphs of the black quarterback in conjunction with ESPN.

In 2005, along with Harris, Williams established The Shack Harris & Doug Williams Foundation with the function of providing grants for after-school initiatives, leadership development, mentoring programs and minority higher education assistance for economically disadvantaged youth. In March of 2009, the Foundation put on its first annual Washington Football Legends for Charity in Washington, D.C.. A nostalgic evening of tribute, food and fun that honored football legends in our nation's capital, the event's proceeds assisted several charities.

In 2004 and 2008, Williams was named to the preliminary list of nominees for the Pro Football Hall of Fame. He also was honored by Pop Warner as the Joseph J. Tomlin Award recipient in 2004. The Tomlin award is presented to an individual who has demonstrated outstanding character development, physical fitness and scholastic achievement.

Upon the completion of Super Bowl XLII, the NFL honored the 20th anniversary of Williams' Super Bowl XXII victory as Williams was chosen to present the Lombardi Trophy to the New York Giants following their victory over the New England Patriots.

In 2008, Williams gave the keynote address at the Buccaneers Community Quarterback Awards, speaking on the importance of volunteerism and community service. He also championed the 2008 Habitat for Humanity Super Build, helping to provide local individuals with decent, affordable homes to live and raise their families. During the 2008 offseason, Williams and former Buccaneers Head Coach Jon Gruden conducted a free one-day quarterback camp at One Buccaneer place for more than 50 Bay Area high school quarterbacks. At the camp, Williams led the group through a series of on-field drills while also spending several hours in a pair of film sessions.

Williams and his wife, Raunda, have eight children: Ashley, Adrian, Carneleta, Doug, Jr., Jasmine, Laura, Lee and Temessia.



After spending 10 seasons (1997-2006) establishing himself as one of the best linebackers in Buccaneers history, Quarles enters his third season as a pro scout for Tampa Bay.

Quarles responsibilities include the in-season scouting of Buccaneers opponents and all NFL free agents. He also participates in the scouting and evaluation of the Tampa Bay roster. In 2007, his first season in the front office, Quarles helped guide the Buccaneers to the NFC South division title.

During his 10 seasons on the field, Quarles helped lead the Buccaneers to three division titles (1999, 2002 and 2005) while also earning a world championship following the 2002 season in Super Bowl XXXVII. He also made his first Pro Bowl appearance in 2002 as a member of the top-ranked defensive unit in the NFL. Overall, Quarles was a member of a Buccaneers defense that ranked first in the NFL in total defense on two occasions (2002 and 2004) and finished the season in the Top 10 in eight of his 10 years as a player.

Quarles' decade of service left its mark on the Buccaneers' record book. His 148 career games played and 113 career starts as a Buccaneer rank eighth and ninth, respectively, in team history. He also ranks fourth in team annals with 985 career tackles, including a career-high and team-best 196 tackles in 2005, the second-highest total in a single season in team history. Quarles played all three linebacker positions during his career and remains as the only player in team history to record a touchdown and a safety. In 1999, he posted a team-record 31 special teams tackles and in 2001, Quarles recorded the longest play in team history with a 98-yard interception return for a touchdown.

Quarles was, and remains, one of the most philanthropic figures in the Tampa Bay Area. Since its inception in 2004, the Shelton Quarles IMPACT Foundation has had the mission of benefiting at-risk children, youth and their families by providing assistance, programs and events designed to build self-esteem, provide unique life changing opportunities and help them to set and achieve their life goals. It has raised over \$400,000 since its inception to fund several programs, including, Mother's Day Miracles Summer Stipend and Home Team Harvest. In addition to these signature programs, the foundation has hosted the Celebrity Golf Classic for the past five years which benefits needy children and families throughout the Bay Area.

In 2008, Quarles hosted the IMPACT Tour at Aston Martin/Jaguar of Tampa which raised more than \$20,000 for the IMPACT Foundation. He also championed the 2008 Habitat for Humanity Super Build, helping to provide local individuals with decent, affordable homes to live and raise their families. The Foundation has helped provide eight homes as part of the program. This past offseason, the IMPACT Foundation completed interior makeovers on the homes of two single-mothers in Tampa as part of the Foundation's Mother's Day Miracles program that provides single-parent families with a complete home makeover. The IMPACT Foundation also sent the two families on an all-expense paid weekend getaway to Orlando while they received new furniture for their homes as well as new interior design work, household items and accessories.

Quarles has participated in many charitable endeavors through the Buccaneers organization. In 2007, he walked the runway for "Fashion Funds the Cure" fashion show to benefit the Pediatric Cancer Foundation and that same year, Quarles traveled with three other NFL players to visit U.S. troops at military bases throughout the Persian Gulf as part of the NFL-USO program.

Upon Quarles retirement, Florida Governor Charlie Crist named him as chairman of the Tampa Bay Area Regional Transportation Authority in September of 2007. As chairman, Quarles leads a seven-county, 15-member board that has a stated goal of building a transportation master plan over the next two years that will tackle the significant transportation issues facing the greater Tampa Bay area today and in the future.

An avid golfer, in the Spring of 2009 Quarles was part of the winning foursome of the Transitions Championship Pro-Am at Innisbrook.

Quarles is married to Damaris and the couple resides in Tampa with their daughter, Gabriela Nicole and sons, Shelton Eugene, Jr. and Carlos Antonio.



Justin Sheridan enters his fourth season with Tampa Bay and his second as a Pro Scout. He is responsible for the evaluation of player personnel and scouting report preparation for upcoming Buccaneer opponents. Throughout the year, he monitors NFL transactions and assists with the recruiting and signing of NFL free agents. Sheridan joined the Buccaneer staff in 2006 as a Pro Personnel Assistant.

Sheridan spent two seasons as the Director of Football Operations at Northwestern University from March 2004 to June 2006. In his role, he was responsible for the day-to-day operations of the football program, serving as a liaison to the athletic department, business office, academic services, compliance and NFL personnel, among others.

Sheridan originally joined the NU staff as a Recruiting Assistant in July 2001 before being promoted to Assistant Director of Football Operations in February 2003.

Prior to Northwestern, Sheridan worked as the Assistant Director of Football Operations at University of Pennsylvania. He also worked as an Assistant Coach at Western Maryland College from May 1999 to December 2000.

A native of Ebensburg, PA, Sheridan graduated from Western Maryland College (which is now known as McDaniel College) with his bachelor's degree in business administration with a minor in accounting. At WMC, he was a four-year letterwinner, playing on two Centennial Conference championship teams.

Sheridan and his wife Kristen live in Tampa with their son Payton.





Victor Green begins his first season as pro personnel assistant with the Buccaneers. His responsibilities entail evaluating personnel, including the Buccaneers current roster and free agents, as well as advance scouting and data maintenance.

Green spent 11 illustrious seasons in the NFL as a safety with the New York Jets (1993-2001), New England Patriots (2002) and New Orleans Saints (2003). Undrafted out of Akron, Green finished his career ranked tied for third on the Jets' all-time interception list with 24 while leading New York in interceptions in 1999 and 2000. He also ranks third on the team's all-time tackles list with 846 career stops. In 2003, Green was named to the Jets "All-Time Four Decades Team" as the best safety in team history.

Upon the completion of his career, Green turned his attention to numerous off-field business interests and the continuation of his philanthropic pursuits. Established in 1995 in his hometown of Americus, Georgia, the Victor Green Foundation in conjunction with Professional Partners for Youth Development has strived to improve the lives of youth in the communities of Americus and Atlanta, Georgia. Because of his exceptional work in his hometown, Green was awarded the Key to the City of Americus and was also honored with former President Jimmy Carter in salute to Americus Greats. He also has a street named after him in Americus.

A two-year starter at cornerback at Akron, Green graduated with a degree in criminal justice. He is married to Esther and the couple has three children.



Jim Abrams enters his fifth season with the Buccaneers in 2009 as a college scout after being elevated to national scout in 2006. In 2007, Abrams helped guide the Buccaneers to the NFC South division title. He joined the Buccaneers after spending 13 years with the San Francisco 49ers. He is responsible for scouting the entire country with an emphasis on the western region.

The 2006 draft produced four rookies who saw starting action in their first season: G Davin Joseph (13 games/12 starts), T Jeremy Trueblood (15/13), WR Maurice Stovall (9/2) and QB Bruce Gradkowski (13/11). In 2007, Abrams helped assemble a draft class that included two rookies that were selected to the PFW/PFWA All-Rookie team in DE Gaines Adams and G Arron Sears, as well as standout FS Tanard Jackson who started all 16 games for the Buccaneers. The 2008 draft produced CB Aqib Talib, who tied for first in the NFL among rookies with four interceptions, OL Jeremy Zuttah, who started at both guard positions, and LB Geno Hayes, who was a big contributor on special teams. The Buccaneers also signed undrafted rookie free agent RB Clifton Smith, who was selected to the 2009 AFC/NFC Pro Bowl as the kick returner and was named AP Second-Team All-Pro kick returner.

Abrams spent his first two seasons (1992-93) with the 49ers as a scouting assistant before spending the next seven seasons (1994-00) as a regional scout. He later spent four years (2001-04) as a national scout for the 49ers.

A 1987 graduate of Kent State, Abrams served as a graduate assistant at UNLV (1988), Purdue (1989-90) and Ohio State (1991). He served as a linebackers coaching assistant at all three schools.

Born in Warren, Ohio, Abrams attended McAteer High School in San Francisco before attending City College of San Francisco (1981-82). He later transferred to Kent State (1983-87), where he played free safety and earned a bachelor's degree in physical education.

Abrams and his wife, Penny, reside in Thousand Oaks, California, with their sons, Aleksandr James and Sedrick Jameson.



Frank Dorazio enters his ninth season in 2009 with the Buccaneers as a college scout. He spent the 2001 and 2002 seasons scouting in the western region and moved to the northeast region in 2003. In 2002, Dorazio's contributions culminated with the Buccaneers first Super Bowl title, a 48-21 victory against Oakland in Super Bowl XXXVII.

The 2006 draft produced four rookies who saw starting action in their first season: G Davin Joseph (13 games/12 starts), T Jeremy Trueblood (15/13), WR Maurice Stovall (9/2) and QB Bruce Gradkowski (13/11). In 2007, Dorazio helped assemble a draft class that included two rookies that were selected to the PFW/PFWA All-Rookie team in DE Gaines Adams and G Arron Sears, as well as standout FS Tanard Jackson who started all 16 games for the Buccaneers. He also helped guide the Buccaneers to the NFC South division title.

The 2008 draft produced CB Aqib Talib, who tied for first in the NFL among rookies with four interceptions, OL Jeremy Zuttah, who started at both guard positions, and LB Geno Hayes, who was a big contributor on special teams. The Buccaneers also signed undrafted rookie free agent RB Clifton Smith, who was selected to the 2009 AFC/NFC Pro Bowl as the kick returner and was named AP Second-Team All-Pro kick returner.

Before joining the Buccaneers, he spent three years as the director of operations for the University of Southern California football team (1998-2000). Prior to working at USC, Dorazio served nine years at Purdue in various capacities. He worked as an assistant football recruiting coordinator (1989-91), football recruiting coordinator (1992-94) and as football administrative assistant/football operations (1995-97).

He also had stints in the Cleveland Browns and Cleveland Indians organizations between 1986-88. Prior to that, he served as student manager of Ohio State's football team for five seasons (1981-85). Dorazio received his bachelor's degree in business administration/marketing from Ohio State in 1985 and his master's degree in sports administration from Kent State in 1988.

Dorazio and his wife, Mindi, reside in Lorain, Ohio with their children Gabbi, Joshua and twins, Sawyer and Sadi.



Brian Hudspeth enters his first season with the Buccaneers and his ninth season overall in the NFL after spending the previous five seasons with the Houston Texans. Prior to his appointment as a college scout with the Texans in 2006, he served as a pro and college scouting assistant with the team from 2004-2005. Hudspeth joined the Texans after working for the Atlanta Falcons in player personnel from 2001-2004. He filled various roles for the Falcons, including player personnel/football systems analyst in 2003-2004, scouting assistant in 2002 and scouting intern in 2001.

Prior to working in the NFL, Hudspeth served on the football operations staff at the University of Tennessee from 1999-2001. He was a graduate assistant on the 1998 Volunteers staff that won the first-ever BCS National Championship. Hudspeth arrived at Tennessee after spending the 1996-1997 seasons as a student assistant coach at Petal (Mississippi) High School.

Hudspeth earned his Masters of Science degree in human performance and sport studies from the University of Tennessee in 1999 and Bachelors of Arts degree in geography from the University of Southern Mississippi in 1997. The New Albany, Mississippi native is single and resides in Tampa.



Byron Kiefer enters his third season in 2009 as a college scout and fifth season overall in Tampa Bay's personnel department. This is his first season scouting the southeast portion of the United States for the Bucs. Previously, Kiefer was Tampa Bay's National Football Scouting representative, in which his focus was scouting players in the Southeast as well as working with the NFL combine, where he helped the NFL in selecting invitees to the annual combine. He began his career with the Buccaneers as a pro personnel assistant in 2005.

As a pro personnel assistant, Kiefer assisted in daily transactions and coordinated player tryouts. He also assisted in scouting other pro leagues, including NFL Europa, CFL and AFL.

Prior to joining the Buccaneers, Kiefer worked in the University of South Florida football office during the 2003 season, assisting with football operations and recruiting information. He also spent from December 2003 through June 2005 as a trade support associate at Raymond James Financial.

Kiefer graduated from Mercer University in 2003. He was a letterman pitcher at Mercer after also pitching at St. Petersburg College. Kiefer and his wife, Mirela, live in St. Petersburg, Florida.



Tony Kinkela enters his first season with the Buccaneers as the Combine Scout in 2009. Prior to his current position, he spent three seasons as the Director of Football Operations for the Tulane Green Wave from 2006-08.

During the 2004 and 2005 campaigns, Kinkela was the assistant director of football operations at Washington State. He also served as the assistant to the recruiting coordinator during the same period, coordinating on campus official and unofficial visits and oversaw the recruiting film system. As a member of the Cougars' staff, Kinkela was a part of Washington State's 2003 Rose Bowl and Holiday Bowl teams, and the 2001 Sun Bowl squad.

As a student at WSU, Kinkela served as a student assistant for the football team from 2001-04, and was a student representative for the NCAA Peer Review Board from 2001-02. A native of Graham, Washington, he received his bachelor's degree in sport management from Washington State in 2004. Kinkela is single and resides in Tampa.



Tom Throckmorton, a veteran of 10 seasons in the NFL, is in his third season in 2009 as a college scout. He is responsible for scouting the Atlantic Coast region of the United States. Throckmorton joined the Buccaneers in 2007 after spending the previous seven seasons (2000-06) in the Houston Texans scouting department.

The 2008 draft produced CB Aqib Talib, who tied for first in the NFL among rookies with four interceptions, OL Jeremy Zuttah, who started at both guard positions, and LB Geno Hayes, who was a big contributor on special teams. The Buccaneers also signed undrafted rookie free agent RB Clifton Smith, who was selected to the 2009 AFC/NFC Pro Bowl as the kick returner and was named AP Second-Team All-Pro kick returner.

Throckmorton spent 28 years as a college coach, with stints at William & Mary (1998-99), Richmond (1997, 1973-79), Boston College (1996), VMI (1994-95, 1980-82), Wake Forest (1987-89), Virginia Tech (1985-86), East Carolina (1983-84), Randolph-Macon (1972) and North Carolina State (1971).

Throckmorton is a native of Richmond, Virginia. He holds a degree in history and sociology from Randolph-Macon College, where he played tight end and defensive end. He and his wife, Jane, reside in Saluda, Virginia, and have one son, Chris.



Seth Turner enters his 10th season in 2009 with the Buccaneers and fifth year as a college scout. Turner is responsible for scouting the Midwest region of the United States after spending four seasons as Tampa Bay's national combine scout.

The 2006 draft produced four rookies who saw starting action in their first season: G Davin Joseph (13 games/12 starts), T Jeremy Trueblood (15/13), WR Maurice Stovall (9/2) and QB Bruce Gradkowski (13/11). In 2007, Turner helped assemble a draft class that included two rookies that were selected to the PFW/PFWA All-Rookie team in DE Gaines Adams and G Arron Sears, as well as standout FS Tanard Jackson who started all 16 games for the Buccaneers. He also helped guide the Buccaneers to the NFC South division title.

The 2008 draft produced CB Aqib Talib, who tied for first in the NFL among rookies with four interceptions, OL Jeremy Zuttah, who started at both guard positions, and LB Geno Hayes, who was a big contributor on special teams. The Buccaneers also signed undrafted rookie free agent RB Clifton Smith, who was selected to the 2009 AFC/NFC Pro Bowl as the kick returner and was named AP Second-Team All-Pro kick returner.

Prior to scouting the Midwest, Turner spent four years as Tampa Bay's scout for the annual NFL combine as well as a scout for the southeastern United States. In 2002, Turner was a part of the Buccaneers first Super Bowl championship, a 48-21 victory against Oakland in Super Bowl XXXVII.

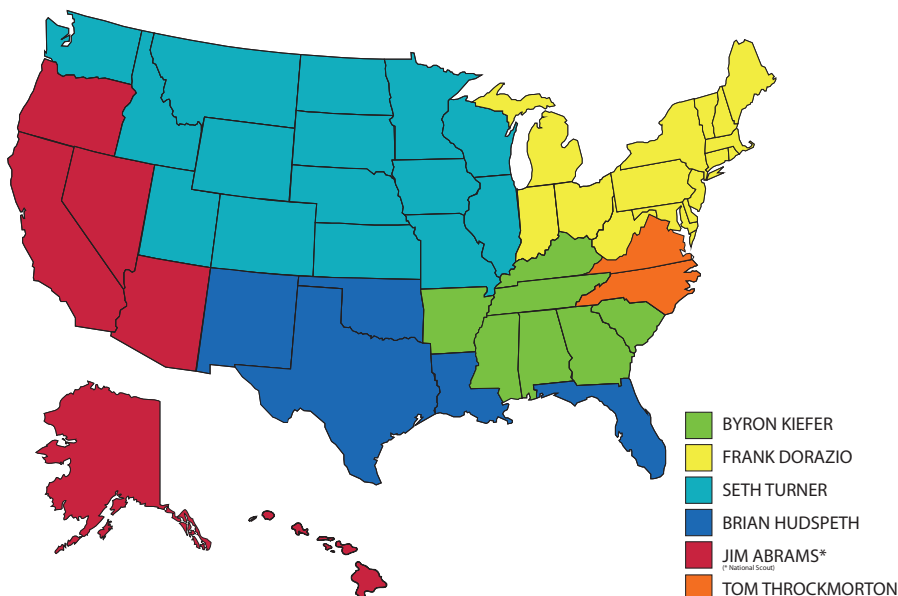
Turner joined the Buccaneers in July of 2000 as an intern in the college and pro scouting department. In that role, he assisted in the evaluation of professional free agents and draft-eligible college players. He also served as one of Tampa Bay's representatives at the 2001 NFL Draft.

Prior to joining the Buccaneers, Turner was an intern for the NFL's player personnel department, as well as a summer intern for the Buffalo Bills' player personnel staff in 1999.

Turner graduated with a B.S. in physical education from Baker University in Kansas in 1997 and then earned a master's in sport management in 1999 from Indiana State. He was a four-year letterman at linebacker and defensive end at Baker, garnering third-team all-conference honors in 1996 as a senior.

Turner, a native of Lansing, Kansas, lives in Columbia, Missouri with his wife, Ariana, son Graham and daughter Belen.

## BUCCANEERS SCOUTING MAP







**RICHARD MANN II**  
COLLEGE PERSONNEL ASSISTANT

Richard Mann II enters his third season with Tampa Bay and first as college personnel assistant. He spent the past two seasons as a personnel assistant for the Buccaneers.

Mann assists in the organization of the Buccaneers area scouts; including monitoring reports and serving as a liaison between the scouts and the personnel department while also providing in-house evaluations on college prospects. Additionally, Mann coordinates pre-draft visits and the organization of college free agents and rookie mini-camp.

Mann's previous experience in professional football came in the summer of 2003 as a pro personnel intern with the Baltimore Ravens, where he was interlinked with training camp.

Mann is the son of Buccaneers Assistant Head Coach/Wide Receivers Richard Mann, allowing him the opportunity to be a training camp intern and equipment assistant with the Cleveland Browns in 1993 and Baltimore Ravens in 1997.

Mann completed his master's degree in sports leadership from Duquesne University in June 2008 and earned his bachelor's degree in interpersonal communication with a minor in marketing from Salisbury University, where he was a three-year member of the football team, earning All-Conference in 2002, averaging 31.8 yards per kickoff return for the Sea Gulls. Mann also spent one year as a walk-on at Morgan State University before transferring to Salisbury.

Mann and his wife Chenel reside in Tampa.



**ANDRE FORDE**  
COLLEGE PERSONNEL ASSISTANT

Andre Forde enters his first season with the Buccaneers as a college personnel assistant. Forde assists in evaluating personnel and college highlight tapes, advance scouting and data maintenance.

Last season Forde served as Varsity Wide Receiver Coach for Coral Glades High School before working for Men of Valor Football and Speed Training, which provides individualized football training with the focus on speed and football development.

Forde graduated with a B.A. in sociology from the University of Buffalo in New York in 2003. He was a four-year letterman at wide receiver and kick returner at the University of Buffalo, where he was a MAC Scholar Athlete every season. Forde played wide receiver for the Tulsa Talons of the AFL in 2006 and 2007, and spent time in the NFL with the Chicago Bears and Indianapolis Colts as well as the Amsterdam Admirals with NFL Europe.

Forde and his wife Patrice reside in Tampa with daughter Hannah (3) and son Jeremiah (1).



**ERIC VANCE**  
DIRECTOR OF PLAYER DEVELOPMENT

Eric Vance enters his fourth season with the Buccaneers as Director of Player Development. Vance, a former safety with the Buccaneers from 1998-01, serves as the primary contact between the players, coaches and the community.

Vance's responsibilities include facilitating the league's personal conduct policy and implementing Buccaneer University which involves helping players with continuing education, financial education, career transition and other off-field issues. He is also the main liaison between the players and the club's community relations department, and encourages player involvement in charities and community activities.

Prior to joining the Buccaneers, Vance spent time as a financial advisor with Raymond James Financial and as a teacher at Robinson High School in Tampa. In 2005, he was named the Ida S. Baker Distinguished Minority

Educator of the Year.

Vance spent four seasons (1998-01) with the Buccaneers, playing in 33 games with one start. He also spent time with the Indianapolis Colts and San Diego Chargers after entering the league as an undrafted free agent with the Carolina Panthers in 1997.

Vance graduated from Vanderbilt University with a double major in mathematics and secondary education. He was also a four-year starter, along with a team captain. He also earned his Master's in Educational Leadership from the University of South Florida.

Vance and his wife, Inika, reside in Tampa with daughter, Jalyn, and son, Jordan.



Chris Wells enters his seventh season with the Buccaneers and first as director of football technology.

Wells is responsible for the development and maintenance of all football related software and technology. He works closely with the front office, scouting department, trainers, and coaching staff in the implementation of the latest technology and football related applications. Additionally, Wells serves as a liaison between the information technology department and football operations, helping to troubleshoot a variety of technological issues on a continual basis.

Wells started with the Buccaneers in 2003 as a web engineer before serving as the football software engineer for four years from 2005-08.

Prior to joining the Buccaneers, he spent four years (2000-03) with Evolutions Healthcare Systems, developing their operational technology, including their website, while helping process healthcare claims. From 1997-2000, Wells worked with Dyna Software, building property management software.

Wells is married to Traci and the couple has one daughter, Emily.



Head Athletic Trainer Todd Toriscelli enters his 13th season with the Buccaneers in 2009. In 2002, Toriscelli helped guide the Buccaneers to their first Super Bowl title, a 48-21 victory over Oakland in Super Bowl XXXVII. He has also been instrumental in Tampa Bay's three NFC South division titles in the past seven seasons. Overall, he has been a part of four division championships during his tenure with the Buccaneers.

Toriscelli and his staff are involved in research on dehydration and exercise in the heat. This has been done in conjunction with scientists from the Gatorade Sports Science Institute.

Prior to coming to Tampa Bay, Toriscelli spent a combined seven years as a head trainer for Stanford, Miami (FL) and Kansas State universities. Toriscelli spent 1995 and 1996 as Stanford's head trainer, while also serving as the National Athletic Trainers Association's liaison to the NCAA Football Rules Committee during that time period. He worked as the head athletic trainer at the University of Miami during the 1993-1994 seasons, and spent three years in the same capacity for Kansas State (1990-1992).

A native of Steubenville, Ohio, Toriscelli holds a bachelor's degree in Health Education and minors in Biological Science and Athletic Training from Ohio University (1984) and a master's degree in physical education with an emphasis on sports medicine from the University of North Carolina (1985).

Toriscelli and his wife, Chris, reside in Tampa with their son Shane and daughter Jenna.



Shannon Merrick enters his sixth season as the Buccaneers' Director of Rehabilitation. Merrick works directly with Head Trainer Todd Toriscelli to treat and rehabilitate injured Buccaneer players. In his first five seasons with the club, Merrick has been a part of two NFC South division championships.

Merrick joined the Buccaneers after spending eight years as a site coordinator/rehabilitation director for HealthSouth in Melbourne, Florida. Prior to his appointment at HealthSouth, Merrick held athletic training internships at the University of Notre Dame (1989-1990) and Indianapolis Colts (1988-1989). While an undergraduate at Purdue University, he also served as a student athletic trainer from 1985-1989.

Tampa Bay's staff is involved in research on dehydration and exercise in the heat. This has been done in conjunction with scientists from the Gatorade Sports Science Institute.

Merrick earned a bachelor's degree in athletic training, pre-physical therapy from Purdue in 1990, and a master's degree in physical therapy from Washington University School of Medicine (St. Louis, MO) in 1992.

A native of Goshen, Indiana, Merrick and his wife, Lynne, reside in Tampa with their daughter Elani and sons Joshua and Jack.



Pat Jernigan begins his eighth season as the Buccaneers' assistant athletic trainer. In his second season in his current role with the organization, Jernigan helped the Buccaneers capture their first Super Bowl title. Jernigan has also been a part of three NFC South division titles in his first seven seasons with the club.

His job responsibilities entail assisting Head Athletic Trainer Todd Toriscelli with the treatment and rehabilitation of players. Jernigan spent two seasons (2000-2001) as Tampa Bay's seasonal intern and also served as the Buccaneers' intern during training camp from 1998-2000. Tampa Bay's staff is involved in research on dehydration and exercise in the heat. This has been done in conjunction with scientists from the Gatorade Sports Science Institute.

Jernigan graduated from Valdosta State (GA) in 1998 with a bachelor's of science degree in sports medicine and earned a master's degree in health science from Middle Tennessee State University in 2000. While pursuing his master's degree at MTSU, he worked as an athletic trainer for both the football and baseball teams.

A native of Atlanta, Jernigan enjoys golfing, jogging and weightlifting. Jernigan and his wife Krisden live in Tampa with their daughter, Maier.



Dr. John Zvijac enters his 12th season as the Buccaneers head team orthopedic surgeon in 2009. Zvijac's contributions were vital to the Buccaneers as the club claimed its first Super Bowl title in 2002 against the Oakland Raiders in Super Bowl XXXVII while also capturing three NFC South division titles in the past seven seasons. Overall, he has been a part of four division titles with the Buccaneers.

Dr. Zvijac is a professor at the University of Miami School of Education, Department of Exercise Science and Sports Medicine, as well as a professor in Exercise and Sports Science at Florida International University. In addition, he is a member of the Athletic Training Education Advisory Board at Florida International University. He is in private practice at the UHZ Sports Medicine Institute in Coral Gables.

Zvijac is also the team physician for the Florida Panthers, University of Miami and Florida International University, while providing medical care for all Miami-Dade County Public High Schools.

Zvijac graduated from the State University of New York at Buffalo School of Medicine and completed his residency at the University of Miami School of Medicine. He also fulfilled an additional year of fellowship training in arthroscopy and sports medicine at the American Sports Medicine Institute in Birmingham, Alabama.

Zvijac resides in Miami with wife Gail.



Dr. Kevin Elder enters his first season with the Buccaneers as team physician. Dr. Elder is currently Board Certified in Family Practice with Certificate of Added Qualifications in Sports Medicine and has been recognized with a Fellow designation by the American Academy of Family Physicians. He practices as a partner of the HealthPoint Medical Group in South Tampa.

Additionally, Dr. Elder is an Assistant Clinical Professor of Family Medicine for the University of South Florida, teaching medical students and residents while also serving as a voluntary faculty preceptor for the Bayfront Hospital and Morton Plant Mease Family Practice residencies' primary care sports medicine fellowship programs.

His training in sports medicine encompassed the care of athletes of various levels, as well as the treatment of common overuse injuries, fracture casting and management, joint injections and the treatment of many non-operative orthopedic sports medicine problems. Dr. Elder's past experience includes providing medical coverage or team physician responsibilities for professional football, boxing, volleyball, soccer, baseball and hockey teams.

His extensive sports medicine training has led him to volunteer for several community sports medicine events and races in Tampa Bay including volunteering as a team physician for Tampa Catholic High School for seven years.

Dr. Elder has published book chapters related to exercise stress testing, including a recent chapter in Exercise Testing for Primary Care and Sports Medicine Physicians. He has also given numerous lectures on sports medicine topics, including wilderness medicine.

Dr. Elder received his undergraduate degree at The Ohio State University and earned his Doctor of Medicine from the Medical University of Ohio/University of Toledo. He served his Family Practice Residency, as well as his Sports Medicine Fellowship, at Bayfront Medical Center in St. Petersburg, Florida.

Dr. Elder is married to Stephanie and the couple has three children, Emma, Liam and Lily.





Dave Levy begins his 22nd season in 2009 as the team's video director. Levy's contributions helped lead the Buccaneers to their first Super Bowl title in 2002, a 48-21 victory over Oakland in Super Bowl XXXVII. He has also been a part of the Buccaneers three NFC South division titles in the past seven seasons. Overall, Levy has helped guide Tampa Bay to four division titles during his tenure.

Opening to rave reviews in 2006, Levy was instrumental in the development and layout of the Buccaneers new training facility. His insight helped create one of the most technologically advanced sports training facilities in the world, providing the coaches and personnel department with a distinct advantage.

His responsibilities include all videotaping, editing and production for the team. He also oversees Tampa Bay's game film library and handles film trade-outs with the other NFL clubs. In preparation for each season's NFL draft, Levy's department also aids the personnel department in acquiring, editing and maintaining videotape on draft-eligible players. He was hired by the Buccaneers after previously serving as an assistant in the Pittsburgh Steelers' video department.

A native of Pittsburgh, Levy went to high school in Bethel Park, Pennsylvania. Levy also attended the Community College of Allegheny County, the University of Pittsburgh, and Indiana University of Pennsylvania. He lives in New Tampa with sons, Andrew, Garrett and Bryce.



Chris Bryan enters his 10th season in 2009 with the Buccaneers and fourth as assistant video director. He assists video director Dave Levy in the shooting and duplicating of games and practices while also editing and producing various other tapes for the coaching staff.

The 2002 season saw Bryan help lead the Buccaneers to a Super Bowl XXXVII victory over the Oakland Raiders. During his time with the club, Bryan has been a part of three NFC South division titles.

Bryan, a native of St. Petersburg, spent his first six seasons with the Buccaneers as a video assistant from 2000-2005.



James Sorenson, who first started working in the NFL in 1986, is in his fourth season in 2009 as equipment manager with the Buccaneers. In 2007, Sorenson helped guide the Buccaneers to their third NFC South division title.

Sorenson is responsible for distributing all equipment and apparel to Buccaneer players and coaches, along with purchasing and inventorying all team equipment. He also maintains the locker room and oversees the transportation of the team's equipment to training camp and for all home and away games.

Sorenson spent eight seasons as an assistant equipment manager with the Jacksonville Jaguars from 1998-2005. He began his career in the NFL in 1986 as a ball boy with the Minnesota Vikings before serving as equipment assistant with the team from 1991-1997.

Sorenson earned a Bachelor of Arts degree in Biomedical Science from St. Cloud State in 1998. He is single and resides in Tampa.



**MIKE MYRICK**  
ASSISTANT EQUIPMENT MANAGER

Mike Myrick enters his first season as assistant equipment manager in 2009 and seventh season overall with the Tampa Bay Buccaneers equipment staff. In that time, he has helped guide the Buccaneers to two NFC South Division titles.

Myrick got his start in the NFL in 1992 working training camps with the Atlanta Falcons as a ball boy. That eventually led to his hire as an assistant equipment manager with the Falcons in 1997. Myrick has also spent time with the Amsterdam Admirals of the NFL Europe League from 2000-04 as an assistant and head equipment manager.

Myrick's responsibilities include assisting head equipment manager Jim Sorenson with all department duties. Specializing in helmets and shoulder pads, he has a weekly maintenance routine of changing helmets to keep a high gloss shin and providing the best possible protection.


Myrick is a Florida native and resides in Wesley Chapel with his wife Angie and two daughters, Hannah and Anna.

## OTHER FOOTBALL STAFF

### Medical Staff



**Dr. Chet Janecki**  
*Associate Orthopedic Surgeon*



**Dan Lamar**  
*Associate Orthopedic Surgeon*



**Brian Allard**  
*Team Chiropractor*



**Dan Seguin**  
*Team Massage Therapist*

### Equipment Staff



**Shaun Anthony**  
*Assistant Equipment Manager*



**Miguel Villa**  
*Assistant Equipment Manager*



**Wes Bryan**  
*Video Assistant*



**Brian Templin**  
*Video Aide*

### Video Staff



**Nancy Hasselman**  
*Player Personnel Executive Assistant*



**Michelle Zavala**  
*Executive Assistant to the General Manager & Football Contract Administrator*



**Rob Julian**  
*Groundskeeper*



**Daniel Battles**  
*Assistant Groundskeeper*

### Executive Assistants

### Groundskeepers

# BUCCANEERS STAFF

FRONT OFFICE

PLAYERS

2008 REVIEW

HISTORY

RECORDS

SIDELINES



**Jeffrey Ajluni**  
*Director of  
Marketing & Business  
Development*



**Manny Alvare**  
*General Counsel*



**Anne Ansley**  
*Director of  
Accounting*



**Maria Araujo**  
*Food & Beverage*



**Casey Armstrong**  
*Graphic Artist*



**Rachel Baker**  
*Executive Assistant to  
General Counsel*



**Allen Barrett**  
*Community Relations  
Communications  
Coordinator*



**Rachel Bartlett**  
*Sales Representative*



**Michael Beadles**  
*Executive Chef*



**Jaime Belec**  
*Marketing Assistant*



**Dan Berglund**  
*Public Relations  
Coordinator*



**Greg Bizjak**  
*Sales Representative*



**Matthew Blayney**  
*Sales Representative*



**Alex Bohne**  
*Ticket Operations  
Manager*



**Ed Bottger**  
*Video Production  
Manager*



**Catherine Boyd**  
*Cheerleading  
Assistant*



**Kevin Brown**  
*Community Relations  
Coordinator*



**Bill Burch**  
*BSC Maintenance  
Manager*



**Rob Byrne**  
*Business Development  
Manager*



**Jay Campbell**  
*Radio Sales*



**Anuar Candamil**  
*Housekeeping*




**Jose Candamil**  
*Housekeeping*



**John Capolino**  
*Sales Representative*



**Ryan Capolino**  
*Sales Representative*



**Vince Cesario**  
*Maintenance  
Technician*



## BUCCANEERS STAFF



**Sandy Charboneau**  
Cheerleading &  
Mascot Manager



**Anique Coffee**  
Photo Archivist



**Lauren Coffee**  
Photo Archivist &  
Moderator



**Baron Crager**  
Sales Representative



**Samantha Crawford**  
Receptionist



**Dennis Dipple**  
Safety Officer



**Dunghoa Dong**  
Food & Beverage



**Charles Elliott**  
Graphic Artist



**Amy Erker**  
Accounting Manager



**Takara Fuller**  
Associate Producer



**Kyle Gilliam**  
Food & Beverage



**Bernice Griffin**  
Receptionist



**Gary Gsell**  
Sales Representative



**Kimberly Hannah**  
Public Relations  
Assistant



**Noreen Henson**  
Executive Assistant to  
the Vice President of  
Business Administration



**Danielle Higgins**  
Food & Beverage



**Kristyn Hilker**  
Sales Representative



**Jill Hobbs**  
Player Benefits &  
Alumni  
Program Manager



**Hudson  
Hollingsworth**  
Revenue Accountant



**Miray Holmes**  
Director of  
Community Relations



**Paul Janke**  
Maintenance  
Technician



**Tim Jarocki**  
Special Events &  
Team Operations  
Coordinator



**Shawn Jeffers**  
Sales Representative



**Ed Johnston**  
Information  
Technology Manager



**Gerald Jones**  
Business Development  
Manager



# BUCCANEERS STAFF

FRONT OFFICE

PLAYERS

2008 REVIEW

HISTORY

RECORDS

SIDELINES



**Jeffrey Kamis**  
*Director of Public Relations*



**Daniel Kaufmann**  
*Sales Representative*



**Jared Lantzman**  
*Graphic Artist*



**James Legge**  
*Staff Accountant*



**Jim LeRoy**  
*Stadium Facilities Manager*



**Monica Littlejohn**  
*Accounts Payable Coordinator*



**Jim Mackes**  
*Special Events & Team Operations Manager*



**Steve Marshall**  
*Financial Planning & Reporting Manager*



**Mike Martin**  
*Safety Officer*



**Rachel Martin**  
*Ticket and Sales Assistant*



**Cynthia Martinez**  
*Accounting Assistant*



**Brian Mathews**  
*Purchasing Manager*



**Judy McGrath**  
*Radio Sales*



**Jacque McKelvin**  
*Executive Assistant to the Owners*



**Kristen McMahan**  
*Payroll Coordinator*



**Lauren McTague**  
*Luxury Suite Manager*



**Ben Milsom**  
*Director of Sales*



**Kris Moerschel**  
*Sales Coordinator*



**Darren Morgan**  
*Director of Creative Services*



**Killeen Mullen**  
*Director of Special Events & Team Operations*



**Andrew Myers**  
*Customer Service Manager*



**Ngoc Nguyen**  
*Website Engineer*



**Brittany Reece**  
*Sales Representative*



**Chris Rumore**  
*Maintenance Manager*



**Jeff Ryan**  
*Broadcasting Operations Manager*

## BUCCANEERS STAFF



**Erica Siefken**  
Marketing Manager



**Kevin Smith**  
Customer Service  
Representative



**Scott Smith**  
Website Manager



**Keith Storey**  
Food & Beverage



**Andres Trescastro**  
Director of Security &  
Facilities



**Jason Turner**  
Sales Representative



**Melissa Valdez-  
Fitzgerald**  
Sales Representative



**Jason Wahlers**  
Public Relations  
Manager



**Amy Weber**  
Customer Service  
Representative



**Brian Weiss**  
Luxury Suite Sales



**Julia Wyman**  
Marketing Manager



## 2009-10 NATIONAL FOOTBALL LEAGUE CALENDAR

## 2009

August 9	Pro Football Hall of Fame Game, Canton, Ohio Buffalo vs. Tennessee
August 13-17	First preseason weekend
September 1	Roster cutdown to maximum of 75 players
September 5	Roster cutdown to maximum of 53 players
September 10-14	Kickoff 2009 Weekend
October 20	Trading deadline

## 2010

January 3	Regular season ends
January 9-10	Wild Card Playoffs
January 16-17	Divisional Playoffs
January 24	Conference Championships
January 31	AFC-NFC Pro Bowl, South Florida (ESPN)
February 7	Super Bowl XLIV, South Florida (CBS)
February 24-March 2	NFL Scouting Combine, Indianapolis, Indiana
March 5	Free agency begins

# 2009 STAFF DIRECTORY

## OWNERSHIP

Owner/President .....	Malcolm Glazer
Co-Chairman .....	Bryan Glazer
Co-Chairman .....	Joel Glazer
Co-Chairman .....	Edward Glazer

## FRONT OFFICE

General Manager .....	Mark Dominik
Vice President of Business Administration .....	Brian Ford
Senior Director of Sales and Finance .....	Jason Layton
Executive Assistant to the Owners .....	Jacque McKelvin
Executive Assistant to the General Manager & Football Contract Administrator .....	Michelle Zavala
Executive Assistant to the Vice President of Business Administration .....	Noreen Henson

## COACHING STAFF

Head Coach .....	Raheem Morris
Defensive Coordinator .....	Jim Bates
Offensive Coordinator .....	Jeff Jagodzinski
Associate Head Coach/Special Teams Coordinator .....	Richard Bisaccia
Assistant Head Coach/Wide Receivers .....	Richard Mann
Defensive Backs .....	Joe Baker
Linebackers .....	Joe Barry
Assistant Wide Receivers .....	Tim Berbenich
Defensive Quality Control .....	Ejiro Evero
Assistant to the Head Coach .....	Jay Kaiser
Assistant Strength & Conditioning .....	Chris Keenan
Running Backs .....	Steve Logan
Offensive Line .....	Pete Mangurian
Assistant Offensive Line .....	Chris Mosley
Defensive Line .....	Robert Nunn
Quarterbacks .....	Greg Olson
Tight Ends .....	Alfredo Roberts
Head Strength & Conditioning .....	Kurtis Shultz
Assistant Defensive Backs .....	Dwayne Stukes
Defensive Line .....	Todd Wash

## FOOTBALL OPERATIONS

Director of Football Administration .....	Digger Daley
Director of College Scouting .....	Dennis Hickey
Coordinator of Pro Scouting .....	Doug Williams
Pro Scout .....	Shelton Quarles
Pro Scout .....	Justin Sheridan
Pro Personnel Assistant .....	Victor Green
National Scout .....	Jim Abrams
College Scout .....	Frank Dorazio
College Scout .....	Brian Hudspeh
College Scout .....	Byron Kiefer
Combine Scout .....	Tony Kinkela
College Scout .....	Tom Throckmorton
College Scout .....	Seth Turner
College Personnel Assistant .....	Richard Mann II
College Personnel Assistant .....	Andre Forde
Director of Player Development .....	Eric Vance
Director of Football Technology .....	Chris Wells
Groundskeeper .....	Rob Julian
Assistant Groundskeeper .....	Daniel Battles
Player Personnel Executive Assistant .....	Nancy Hasselman

## EQUIPMENT

Head Equipment Manager .....	Jim Sorenson
Assistant Equipment Manager .....	Mike Myrick
Assistant Equipment Manager .....	Shaun Anthony
Assistant Equipment Manager .....	Miguel Villa

## MEDICAL STAFF

Head Athletic Trainer .....	Todd Toriscelli
Director of Rehabilitation .....	Shannon Merrick
Assistant Athletic Trainer .....	Pat Jernigan
Head Team Orthopedic Surgeon .....	Dr. John Zvijac
Team Physician .....	Dr. Kevin Elder
Associate Orthopedic Surgeon .....	Dr. Chet Janecki
Associate Orthopedic Surgeon .....	Dan Lamar
Team Chiropractor .....	Brian Allard
Team Massage Therapist .....	Dan Seguin

## VIDEO

Video Director .....	Dave Levy
Assistant Video Director .....	Chris Bryan
Video Assistant .....	Wes Bryan
Video Aide .....	Brian Templen

## ACCOUNTING

Director of Accounting .....	Anne Ansley
Accounting Manager .....	Amy Erker
Financial Planning & Reporting Manager .....	Steve Marshall
Staff Accountant .....	James Legge
Payroll Coordinator .....	Kristen McMahan
Accounts Payable Coordinator .....	Monica Littlejohn
Revenue Accountant .....	Hudson Hollingsworth
Accounting Assistant .....	Cynthia Martinez

## COMMUNITY RELATIONS

Director of Community Relations .....	Miray Holmes
Cheerleading & Mascot Manager .....	Sandy Charboneau
Community Relations Communications Coordinator .....	Allen Barrett
Community Relations Coordinator .....	Kevin Brown
Cheerleading Assistant .....	Catherine Boyd

## 2009 STAFF DIRECTORY (CONTINUED)

**CREATIVE SERVICES**

Director of Creative Services.....	Darren Morgan
Website Manager.....	Scott Smith
Information Technology Manager.....	Ed Johnston
Video Production Manager.....	Ed Bottger
Associate Producer.....	Takara Fuller
Website Engineer.....	Ngoc Nguyen
Graphic Artist.....	Casey Armstrong
Graphic Artist.....	Charles Elliott
Graphic Artist.....	Jared Lantzman
Photo Archivist.....	Anique Coffee
Photo Archivist & Moderator.....	Lauren Coffee

**FOOD & BEVERAGE**

Executive Chef.....	Michael Beadles
Back of House.....	Maria Araujo
Back of House.....	Dunghoa Dong
Back of House.....	Keith Storey
Front of House.....	Kyle Gilliam
Front of House.....	Danielle Higgins

**LEGAL AND HUMAN RESOURCES**

General Counsel.....	Manny Alvare
Executive Assistant to General Counsel.....	Rachel Baker
Player Benefits & Alumni Program Manager.....	Jill Hobbs
Receptionist.....	Samantha Crawford
Receptionist.....	Bernice Griffin

**MARKETING**

Director of Marketing & Business Development.....	Jeffrey Ajluni
Business Development Manager.....	Rob Byrne
Business Development Manager.....	Gerald Jones
Marketing Manager.....	Julia Wyman
Marketing Manager.....	Erica Siefken
Marketing Assistant.....	Jaime Belac

**PUBLIC RELATIONS**

Director of Public Relations.....	Jeffrey Kamis
Public Relations Manager.....	Jason Wahlers
Public Relations Coordinator.....	Dan Berglund
Public Relations Assistant.....	Kimberly Hannah

**PURCHASING**

Purchasing Manager.....	Brian Mathiews
-------------------------	----------------

**RADIO OPERATIONS**

Broadcast Operations Manager.....	Jeff Ryan
-----------------------------------	-----------

**RADIO SALES**

Radio Sales.....	Jay Campbell
Radio Sales.....	Judy McGrath

**SECURITY & FACILITIES**

Director of Security & Facilities.....	Andres Trescastro
Stadium Facilities Manager.....	Jim LeRoy
BSC Maintenance Manager.....	Bill Burch
Maintenance Manager.....	Chris Rumore
Maintenance Technician.....	Vince Cesario
Maintenance Technician.....	Paul Janke
Safety Officer.....	Dennis Dipple
Safety Officer.....	Mike Martin
Housekeeping.....	Anuar Candamil
Housekeeping.....	Jose Candamil

**SPECIAL EVENTS & TEAM OPERATIONS**

Director of Special Events & Team Operations.....	Killeen Mullen
Special Events & Team Operations Manager.....	Jim Mackes
Special Events & Team Operations Coordinator.....	Tim Jarocki

**TICKET SALES**

Director of Sales.....	Ben Milsom
Luxury Suite Manager.....	Lauren McTague
Luxury Suite Sales.....	Brian Weiss
Sales Coordinator.....	Kris Moerschel
Sales Representative.....	Rachel Bartlett
Sales Representative.....	Greg Bizjak
Sales Representative.....	Matthew Blayney
Sales Representative.....	John Capolino
Sales Representative.....	Ryan Capolino
Sales Representative.....	Baron Crager
Sales Representative.....	Gary Gsell
Sales Representative.....	Kristyn Hilker
Sales Representative.....	Shawn Jeffers
Sales Representative.....	Daniel Kaufmann
Sales Representative.....	Brittany Reece
Sales Representative.....	Jason Turner
Sales Representative.....	Melissa Valdez-Fitzgerald

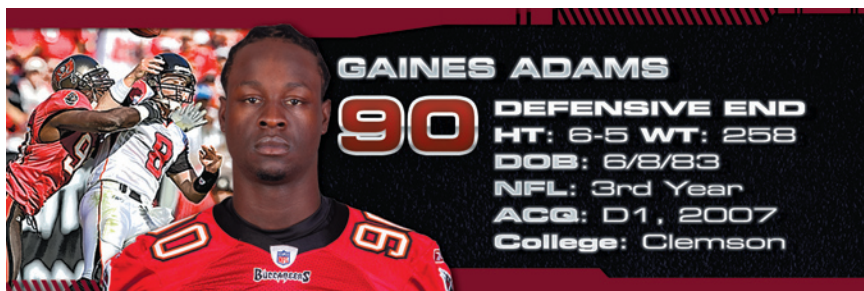
**TICKET OPERATIONS**

Ticket Operations Manager.....	Alex Bohne
Customer Service Manager.....	Andrew Myers
Ticket and Sales Assistant.....	Rachel Martin
Customer Service Representative.....	Kevin Smith
Customer Service Representative.....	Amy Weber



# PLAYERS





#### ACQUIRED BY BUCS:

- Originally entered the NFL as a first-round selection (fourth overall) by Tampa Bay in the 2007 NFL Draft.

#### CAREER HIGHLIGHTS:

- First defensive player chosen in the 2007 NFL Draft.
- Led all NFL rookies with six sacks in 2007, while earning PFW/PFWA All-Rookie Team honors.
- Led the Buccaneers with 6.5 sacks in 2008.
- Recorded first career touchdown at Chicago (9/21/08), returning an interception 45 yards for a score.

#### 2008 HIGHLIGHTS:

- Led the team with a career-high 6.5 sacks.
- Ranked tied for sixth on the team with seven passes defended.
- Ranked tied for fourth on the team with two interceptions.
- Recorded first career interception and touchdown at Chicago (9/21), picking off QB Kyle Orton and returning it 45 yards for a score.
- Led defensive linemen with a career-high tying seven tackles vs. Green Bay (9/28) and added his second career interception off QB Aaron Rodgers and one pass defended.
- Recorded third career multi-sack performance and second of the season at Dallas (10/26), dropping QB Brad Johnson for two sacks.

#### COLLEGE/PERSONAL:

- Tied for first in Clemson history with Michael Dean Perry with 28 career sacks.
- Earned unanimous First-Team All-American honors in 2006, ranking fourth in the nation with an average of 0.96 quarterback sacks per game.
- Named the Atlantic Coast Conference Defensive Player of the Year as a senior after registering 12.5 sacks in 2006.

- Set a school record with at least one sack in eight consecutive games in 2006.
- Four-year letterman and defensive captain as a senior.
- Majored in sports management.
- Provides charitable groups with tickets to Bucs home games through "Gaines' Gang," a game-day ticket program.
- Visited DisneyQuest with children from the Pine Hills Branch of the Boys & Girls Club of Central Florida and the Buccaneers Rookie Club in June 2007.
- Hosted a football camp for 60 children from the Boys & Girls Clubs of Tampa Bay and MacDill Air Force Base with the Buccaneers Rookie Club in June 2007.
- Attended Fork Union Academy in 2001 and totaled 58 tackles, 22 sacks, and two interceptions in 10 games.
- Attended Cambridge Academy (Greenwood, S.C.), playing football for former All-SEC and South Carolina QB Steve Taneyhill. Was a two-time All-State selection and All-Lakelands Class A Player of the Year as a senior.
- Born Gaines Adams on June 8, 1983.

#### SINGLE-GAME HIGHS

**Tackles:** 7, twice, last vs. Green Bay, 9/28/08  
**Sacks:** 2.0, three times, last at Dallas, 10/26/08  
**Passes Defended:** 2, twice, last at Detroit, 11/23/08  
**Forced Fumbles:** 1, twice, last vs. Atlanta, 12/16/07  
 3 multi-sack games

#### ADDITIONAL STATS

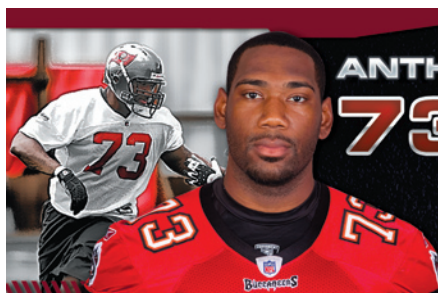
**Blocked PAT:** 1 in 2007  
**Career Touchdowns:** 1  
 45-yd. interception return at Chicago, 9/21/08

For more detailed information, go to [www.Buccaneers.com/Players](http://www.Buccaneers.com/Players)



## ADAMS' CAREER STATISTICS

		TACKLES							INTERCEPTIONS					FUMBLES			ST TACKLES		
YEAR	TEAM	GP	GS	TOT	SOLO	ASST	SK	YDS	NO	YDS	LG	TD	PD	FF	FR	YDS	T	S	A
2007	Tampa Bay	16	8	55	49	6	6.0	42.5	0	0	0	0	4	2	0	0	0	0	0
2008	Tampa Bay	16	16	55	40	15	6.5	35.5	2	50	45t	1	7	0	0	0	0	0	0
NFL Totals		32	24	110	89	21	12.5	78.0	2	50	45t	1	11	2	0	0	0	0	0
PLAYOFFS																			
		TACKLES							INTERCEPTIONS					FUMBLES			ST TACKLES		
YEAR	TEAM	GP	GS	TOT	SOLO	ASST	SK	YDS	NO	YDS	LG	TD	PD	FF	FR	YDS	T	S	A
2007	Tampa Bay	1	1	5	5	0	1.0	8.0	0	0	0	0	0	0	0	0	0	0	0
Postseason		1	1	5	5	0	1.0	8.0	0	0	0	0	0	0	0	0	0	0	0



**ANTHONY ALABI**  
**73** TACKLE  
 HT: 6-5 WT: 315  
 DOB: 2/16/81  
 NFL: 4th Year  
 ACQ: FA, 2009  
 College: Texas Christian

## ACQUIRED BY BUCS:

- Signed with the Buccaneers on January 8, 2009.

## ORIGINALLY ENTERED NFL:

- Fifth-round selection (162nd overall) by the Miami Dolphins in the 2005 NFL Draft.

## CAREER HIGHLIGHTS:

- Played in 15 career games, all with the Miami Dolphins.
- Played in a career-high nine games in 2007, seeing action at tackle and guard.
- Made his NFL debut at Houston (10/1/06).

## 2008 HIGHLIGHTS:

- Did not play in 2008.
- Released by the Kansas City Chiefs on August 31.

## COLLEGE/PERSONAL:

- Five-year letterman at TCU who started his final three seasons at left tackle for the Horned Frogs.

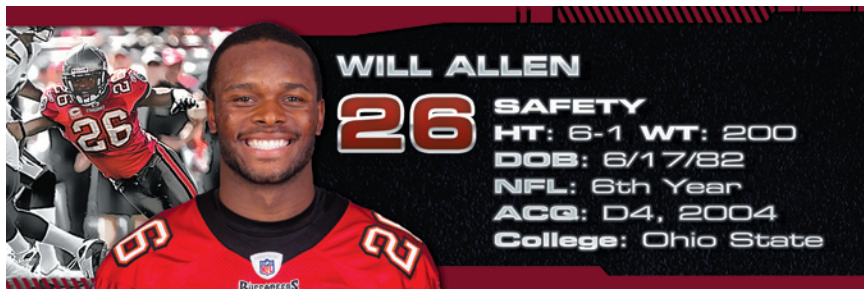
- Earned first-team All-Conference USA honors as a junior and a senior.
- Began his collegiate career at the U.S. Naval Academy in 1999 before transferring to TCU.
- Graduated with a degree in criminal justice from TCU and owns a master's degree in liberal arts.
- A prep standout at Antonian College Prep in San Antonio, Texas.
- Was one of just 16 NFL players invited to participate in NFL Broadcast Boot Camp in 2008, a program designed to help prepare players for a potential career in broadcasting.
- Married to Carolina.
- Born Anthony Abayomi Alabi on February 16, 1981 in San Antonio, Texas.

For more detailed information, go to [www.Buccaneers.com/Players](http://www.Buccaneers.com/Players)

## ALABI'S CAREER STATISTICS

Games/Starts: MIA: 2005: 0/0; 2006: 6/0; 2007: 9/0; 2008: Did Not Play  
 Career Totals: 15/0

P=Playoffs

**ACQUIRED BY BUCS:**

- Originally entered the league as Tampa Bay's fourth-round selection (111th overall) in the 2004 NFL Draft.

**CAREER HIGHLIGHTS:**

- Ranked second on the team with a career-high 21 special teams tackles in 2008.
- Ranked fifth on the team with 15 special teams tackles in 2007.
- Ranked eight on the team with 14 special teams tackles in 2005.
- Totaled 62 career special teams tackles along with two forced fumbles and two fumble recoveries on special teams.
- Ranked sixth on the team with a career-high 83 tackles in 2006.

**2008 HIGHLIGHTS:**

- Named special teams captain.
- Ranked second on the team with a career-high 21 special teams tackles.
- Tied for the team lead with three special teams tackles vs. Seattle (10/19).
- Led team with three special teams tackles vs. New Orleans (11/30).

**COLLEGE/PERSONAL:**

- Finished his tenure at Ohio State with 136 career tackles, two sacks, 6.5 stops for losses of 39 yards, two fumble recoveries, two forced fumbles, nine pass deflections and five interceptions.
- All-American First-Team selection by The NFL Draft Report and the Football Writers Association in 2003.
- Earned 2003 All-Big Ten Conference First-Team honors.
- Majorred in communications.

- Formulated the Will Allen Foundation in May 2008, which performs charitable work in Tampa and in his hometown of Dayton, Ohio.
- In the spring of 2006, developed "Quest for Real Life Success," an after school program designed to prepare students for life after high school.
- Took part in three-day seminars at both the Harvard Business School and the Kellogg School of Management at Northwestern University as part of the NFL's Business Management and Entrepreneurial Program in February and March 2008.
- During the "Buccaneers Day of Giving" in December 2007, joined other players by surprising 30 local needy families with Christmas gifts, and then joined them on a shopping spree to a local department store.
- Attended Wayne (Huber Heights, OH) High School, earning Associated Press Division I All-Ohio, Super Prep All-Midwest and Rivals.com Top 100 honors.
- Son of Keith and Monica Allen.
- Born Will Allen on June 17, 1982 in Dayton, Ohio.

**SINGLE-GAME HIGHS**

**Tackles:** 11, at San Francisco, 10/30/05  
**Interceptions:** 2, at Green Bay, 9/25/05  
**Defensive TDs:** 1, vs. Miami, 10/16/05

**ADDITIONAL STATS**

**Blocked PAT:** 1 in 2007  
**Special Teams Forced Fumbles:** 2 – 1 in 2004, 1 in 2008  
**Special Teams Fumble Recoveries:** 2 in 2007  
**Career Touchdowns:** 1, 33-yard fumble recovery vs. Miami, 10/16/05

For more detailed information, go to [www.Buccaneers.com/Players](http://www.Buccaneers.com/Players)



## ALLEN'S CAREER STATISTICS

YEAR	TEAM	GP	GS	TACKLES				YDS	INTERCEPTIONS				PD	FUMBLES			ST TACKLES		
				TOT	SOLO	ASST	SK		NO	YDS	LG	TD		FF	FR	YDS	T	S	A
2004	Tampa Bay	16	0	4	2	2	0.0	0.0	1	0	0	0	2	0	0	0	8	6	2
2005	Tampa Bay	13	8	51	30	21	0.0	0.0	3	26	26	0	3	0	1	33	14	12	2
2006	Tampa Bay	16	16	83	56	27	0.0	0.0	0	0	0	0	2	0	0	0	4	4	0
2007	Tampa Bay	15	0	14	8	6	0.0	0.0	0	0	0	0	0	0	0	0	15	9	6
2008	Tampa Bay	16	0	11	8	3	0.0	0.0	0	0	0	0	0	0	1	0	21	16	5
NFL Totals		76	24	163	104	59	0.0	0.0	4	26	26	0	7	0	2	33	62	47	15
PLAYOFFS																			
YEAR	TEAM	GP	GS	TACKLES				YDS	INTERCEPTIONS				PD	FUMBLES			ST TACKLES		
				TOT	SOLO	ASST	SK		NO	YDS	LG	TD		FF	FR	YDS	T	S	A
2005	Tampa Bay	1	0	0	0	0	0.0	0.0	0	0	0	0	0	0	0	0	1	1	0
2007	Tampa Bay	1	0	2	0	2	0.0	0.0	0	0	0	0	0	0	0	0	1	0	1
Postseason		2	0	2	0	2	0.0	0.0	0	0	0	0	0	0	0	0	2	1	1



**B.J. ASKEW**  
**35** FULLBACK  
**HT: 6-3 WT: 233**  
**DOB: 8/19/80**  
**NFL: 7th Year**  
**ACQ: UF(A)NYJ, 2007**  
**College: Michigan**

### ACQUIRED BY BUCCS:

- Signed by the Buccaneers as a free agent on March 4, 2007.

### ORIGINALLY ENTERED NFL:

- Third-round selection (85th overall) by the N.Y. Jets in the 2003 NFL Draft.

### CAREER HIGHLIGHTS:

- Joined the Buccaneers in 2007 after spending first four seasons with the N.Y. Jets (2003-2006).
- Scored his first career touchdown on a one-yard run vs. Minnesota (11/16/08).
- Earned USA Today All-Joe team honors in 2007.
- Helped Buccaneers offense average 4.17 yards per rush in 2007, the second-highest average in team history.
- Totaled a career-high 13 rushes for 59 yards for the Jets in 2005.
- Led the Jets with a career-high 31 special teams tackles in 2004.
- Career totals include 34 carries for 116 yards (3.4 avg.) and two touchdowns and 43 receptions for 314 yards (7.3 avg.).
- Recorded 74 career special teams tackles.

### 2008 HIGHLIGHTS:

- Played in 10 games (all but vs. Green Bay, at Denver, vs. Carolina, vs. Seattle, at Dallas and at Kansas City) with four starts (at New Orleans, vs. Minnesota, at Detroit and vs. New Orleans) for Tampa Bay.
- Had seven carries for 14 yards and two touchdowns and 13 receptions for 66 yards and notched two tackles on special teams.
- Started at fullback vs. Minnesota (11/16) and scored his first career touchdown on a one-yard run in the third quarter.

### COLLEGE/PERSONAL:

- Finished career at Michigan with 83 catches for 777 yards and six receiving touchdowns in 48 games.
- Also totaled 343 rushes for 1,580 yards and 17 rushing touchdowns.
- Named the team's MVP as a senior while earning All-Big Ten Conference honorable mention.
- Led the team in rushing with 199 carries for 902 yards and 10 touchdowns as a sophomore.
- Majored in graphic design.

- Rushed for 1,526 yards and scored 16 times during his senior year at Colerain (Ohio) High School.
- Named second-team Division I All-Ohio, first-team All-Greater Miami Conference, All-

Southwest Ohio and All-Cincinnati pick in his senior year and selected by The Detroit Free Press "Best of the Midwest" team.

- Born Bobby DeAngelo Askew, Jr. on August 19, 1980 in Cincinnati, Ohio.

For more detailed information, go to [www.Buccaneers.com/Players](http://www.Buccaneers.com/Players)

### ASKEW'S CAREER STATISTICS

YEAR	TEAM	GP	GS	RUSHING				TD	RECEIVING				
				ATT	YDS	AVG	LG		NO	YDS	AVG	LG	TD
2003	N.Y. Jets	16	0	2	9	4.5	6	0	0	0	0.0	0	0
2004	N.Y. Jets	16	0	6	23	3.8	14	0	2	12	6.0	11	0
2005	N.Y. Jets	10	1	13	59	4.5	14	0	1	11	11.0	11	0
2006	N.Y. Jets	13	5	6	11	1.8	5	0	9	50	5.6	12	0
2007	Tampa Bay	13	9	0	0	0.0	0	0	18	175	9.7	22	0
2008	Tampa Bay	10	4	7	14	2.0	3	2	13	66	5.1	18	0
NFL Totals		78	19	34	116	3.4	14	2	43	314	7.3	22	0
PLAYOFFS YEAR	TEAM	GP	GS	RUSHING				TD	RECEIVING				
				ATT	YDS	AVG	LG		NO	YDS	AVG	LG	TD
2004	N.Y. Jets	2	0	0	0	0.0	0	0	0	0	0.0	0	0
2006	N.Y. Jets	1	0	0	0	0.0	0	0	2	22	11.0	23	0
2007	Tampa Bay	1	1	1	3	3.0	3	0	2	12	6.0	7	0
Postseason		4	1	1	3	3.0	3	0	4	34	8.5	23	0

#### SINGLE-GAME HIGHS

Rushes: 9, vs. Oakland, 12/11/05 (w/N.Y. Jets)  
 Rushing Yards: 54, vs. Oakland, 12/11/05 (w/N.Y. Jets)  
 Rushing TDs: 1, twice, last vs. San Diego, 12/21/08  
 Receptions: 4, at Detroit, 10/21/07  
 Receiving Yards: 41, at New Orleans, 12/2/07

#### ADDITIONAL STATS

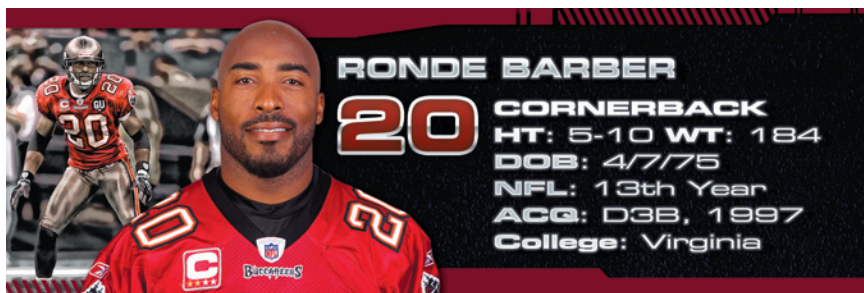
Special Teams Tackles: 74 – 15 in 2003, 31 in 2004, 11 in 2005, 11 in 2006, 4 in 2007, 2 in 2008  
 Kickoff Returns: 3 for 45 yards – 1 for 27 yards in 2003, 2 for 18 yards in 2004.

### HIGHEST RUSHING AVERAGE IN TEAM HISTORY SINGLE SEASON

Rank	Year	Rushing Average
1.	2000	4.22
2.	2007	4.17
3.	1998	4.11
4.	1986	4.09
5.	2008	4.07

### HIGHEST RUSHING YARDS PER GAME IN TEAM HISTORY SINGLE SEASON

Rank	Year	Rushing Average
1.	1979	152.3
2.	1998	134.3
3.	1978	131.1
4.	2000	129.1
5.	1997	120.9
6.	2007	117.0
7.	1986	116.4
8.	1980	114.9
9.	2008	114.8
10.	2005	114.1



#### ACQUIRED BY BUCS:

- Originally entered the league as a third-round selection (66th overall) by the Buccaneers in 1997 NFL Draft.

#### CAREER HIGHLIGHTS:

- Earned his fifth career Pro Bowl selection in 2008.
- Since joining Tampa Bay, the Buccaneers defense has finished ranked in the Top 10 in the NFL in total defense in 11 of his 12 seasons and in the Top 5 on eight occasions.
- Named to his fifth career All-Pro Team in 2006 (second team). Also earned first-team honors in 2001, 2004 and 2005 and second-team honors in 2002.
- Became first cornerback in NFL history and just seventh player all-time to record 20 career interceptions and 20 career sacks when he posted the 20th sack of his career at Carolina (12/11/05).
- His 23 career sacks are most by a cornerback in NFL history and first among all active NFL defensive backs.
- Has scored 12 regular season touchdowns in his career (seven interception returns, four fumble returns and one return of a deflected punt), to lead all defensive players in team history.
- His 11 career touchdowns on fumble/interception returns ranks first in the NFL among all active players and third all-time.
- Became first player in team history to return two interceptions for touchdowns in same game during regular season when he twice picked off Philadelphia Eagles QB Donovan McNabb (10/22/06).
- Posted a career-high 10 interceptions in 2001, which tied him for first in NFL and also marked a Buccaneers single-season record.

- Became the Buccaneers all-time career interception leader in 2007, surpassing CB Donnie Abraham by intercepting his 32nd career pass vs. Washington (11/25/07).
- His career-high 120 tackles in 2005 surpassed his own team single-season record for most tackles by a cornerback (111 tackles in 2003 and 2004).
- Only cornerback in team history to record four consecutive 100-tackle seasons.
- His 1,065 tackles are most by a cornerback in team history and rank second overall in team annals.
- His 177 career games played fourth in team history, and his 168 career starts rank third in team annals.
- His 151 consecutive starts are most in the NFL among active cornerbacks and fifth among all active players.
- Posted one of the most memorable and dominating defensive performances in NFC Championship Game history, forcing a fumble, posting one sack and sealing the win at Philadelphia (1/19/03) with a 92-yard interception return for a touchdown.
- On two occasions has corralled a team single-game record three interceptions, vs. New Orleans (12/23/01) and at New Orleans (12/4/05).

#### 2008 HIGHLIGHTS:

- Named to his fifth career Pro Bowl.
- Started all 16 contests on the season for the ninth consecutive season.
- Named a defensive team captain.
- Tied for first on the team with four interceptions.
- Ranked first on the team with 16 passes defended.

- Ranked fifth on the team with 100 tackles.
- Picked off QB Daunte Culpepper twice, returning one 65 yards for a touchdown at Detroit (11/23).
- Had his fourth interception in four games at Atlanta (12/14), picking off QB Matt Ryan.

#### COLLEGE/PERSONAL:

- Finished Cavalier career with 15 interceptions, third-highest total in school history and just two shy of UVA record (17 by Keith McMeans, 1987-90).
- Started all 36 Cavalier games and earned All-ACC first-team honors each of three seasons, including two bowl games.
- Joined twin brother Tiki on all-conference squad as the two became just the third pair of brothers to gain that distinction in the ACC in the same year.
- Also tabbed as the ACC's Freshman of the Year and was given UVA's Bill Dudley Award recognizing the team's most outstanding first-year player.
- Graduated with a degree in commerce with a concentration in marketing.
- Married to Claudia. Couple lives in Tampa with daughters Yammile Rose and Justyce Rosina.
- Twin brother, Tiki, was a teammate at Virginia, an All-America running back and a 1997 second-round draft choice (36th overall) of the New York Giants (1997-2006).
- Along with Tiki, wrote a children's book titled "By My Brother's Side" that was released during the 2004 season. A second book titled "Game Day" was published in the fall of 2005 and a third children's book, "Teammates", was released in the fall of 2006.
- Filmed a breast cancer awareness public service announcement that aired on Lifetime during National Breast Cancer Awareness Month in October 2007. Filmed the PSA to honor his mom Geraldine, a breast cancer survivor.
- An avid golfer, he has played in four of the past five (2004, 2006-2008) Outback Pro Am golf tournaments.
- Along with Tiki, made a \$1 million gift in 2006 to their alma mater, the University of Virginia, at the launch of the University's \$3 billion campaign in which the twins served as the emcees for the event.
- Named to the 2003, 2005 and 2006 All-Interview teams by NFL.com.
- Named to The Sporting News' 2003 and 2006 NFL's 101 Best Players List.
- Rated as one of Virginia's top five prospects and shared Male Athlete of the Year honors in the state with brother Tiki.
- Born Jamael Oronde Barber on April 7, 1975 in Montgomery County, Virginia.

For more detailed information, go to [www.Buccaneers.com/Players](http://www.Buccaneers.com/Players)

#### SINGLE-GAME HIGHS

**Tackles:** 14, vs. Green Bay, 11/16/03  
**Interceptions:** 3, twice, at New Orleans, 12/4/05 and vs. New Orleans, 12/23/01  
**Sacks:** 2.5, vs. Chicago, 9/10/00  
**Passes Defended:** 6, at Baltimore, 9/15/02  
**Defensive TDs:** 2, vs. Philadelphia, 10/22/06  
**Punt Return TD:** 1, at Chicago, 11/29/98

#### ADDITIONAL STATS

**Punt Returns:** 1-23t at Chicago, 11/29/98  
**Career Touchdowns:** 13  
 65-yd. interception return, at Detroit, 11/23/08  
 41-yd. fumble return, at Atlanta, 11/18/07  
 29-yd. interception return, vs. Atlanta, 12/16/07  
 37-yd. interception return, vs. Philadelphia, 10/22/06  
 66-yd. interception return, vs. Philadelphia, 10/22/06  
 18-yd fumble return, at New Orleans, 10/10/04  
 9-yd fumble return, at Washington, 9/12/04  
 29-yd. interception return, vs. Indianapolis, 10/6/03  
 92-yd. interception return, at Philadelphia, 1/19/03\*  
 36-yd. interception return, vs. New Orleans, 12/23/01  
 37-yd. interception return, vs N.Y. Jets, 9/24/00  
 24-yd. fumble return, vs. Chicago, 9/10/00  
 23-yd. deflected punt return, at Chicago, 11/29/98  
 \* Playoffs



# BARBER'S CAREER STATISTICS

YEAR	TEAM	GP	GS	TACKLES				SK	INTERCEPTIONS					FUMBLES				ST TACKLES		
				TOT	SOLO	ASST	YDS		NO	YDS	LG	TD	PD	FF	FR	YDS	T	S	A	
1997	Tampa Bay	1	0	3	1	2	0.0	0.0	0	0	0	0	0	0	0	0	0	0	0	
1998	Tampa Bay	16	9	68	47	21	3.0	21.0	2	67	56	0	17	2	0	0	12	10	2	
1999	Tampa Bay	16	15	74	49	25	1.0	10.0	2	60	43	0	16	0	0	0	6	6	0	
2000	Tampa Bay	16	16	97	65	32	5.5	40.5	2	46	37t	1	20	1	1	24	6	6	0	
2001	Tampa Bay	16	16	91	64	27	1.0	6.0	10	86	36t	1	29	1	1	0	4	4	0	
2002	Tampa Bay	16	16	95	71	24	3.0	20.0	2	9	9	0	21	0	0	0	7	5	2	
2003	Tampa Bay	16	16	111	86	25	1.5	12.0	2	53	29t	1	9	2	1	0	1	1	0	
2004	Tampa Bay	16	16	111	84	27	3.0	20.0	3	23	23	0	12	1	2	27	6	6	0	
2005	Tampa Bay	16	16	120	98	22	2.0	13.0	5	105	42	0	22	0	1	4	1	1	0	
2006	Tampa Bay	16	16	108	83	25	0.0	0.0	3	103	66t	2	20	2	0	0	1	0	1	
2007	Tampa Bay	16	16	87	69	18	1.0	7.0	2	32	29t	1	16	1	2	41	1	1	0	
2008	Tampa Bay	16	16	100	70	30	2.0	8.0	4	69	65t	1	16	0	1	2	1	1	0	
NFL Totals		177	168	1,065	787	278	23.0	157.5	37	653	66t	7	198	10	9	98	46	41	5	

## PLAYOFFS

		TACKLES							INTERCEPTIONS					FUMBLES			TACKLES		
YEAR	TEAM	GP	GS	TOT	SOLO	ASST	SK	YDS	NO	YDS	LG	TD	PD	FF	FR	YDS	T	S	A
1997	Tampa Bay	1	0	2	1	1	0.0	0.0	0	0	0	0	1	0	0	0	0	0	0
1999	Tampa Bay	2	2	12	8	4	0.0	0.0	0	0	0	0	3	0	0	0	0	0	0
2000	Tampa Bay	1	1	5	3	2	0.0	0.0	0	0	0	0	0	0	0	0	0	0	0
2001	Tampa Bay	1	1	2	0	2	0.0	0.0	0	0	0	0	1	0	0	0	1	1	0
2002	Tampa Bay	3	3	11	8	3	1.0	5.0	2	117	92t	1	6	1	0	0	0	0	0
2005	Tampa Bay	1	1	11	6	5	0.0	0.0	0	0	0	0	0	0	0	0	0	0	0
2007	Tampa Bay	1	1	7	5	2	0.0	0.0	0	0	0	0	0	0	0	0	1	1	0
Postseason		10	9	50	31	19	1.0	5.0	2	117	92t	1	11	1	0	0	2	2	0

## BARBER'S GAME-BY-GAME STATISTICS

### 1997

DATE	OPPONENT	TACKLES			TURNOVERS					SACKS	
		SOLO	AST.	TOT.	FF	FR	INT.	YDS.	PD	NO.	YDS
Sept. 28	Arizona	1	2	3	0	0	0	0	0	0	0
TOTALS		1	2	3	0	0	0	0	0	0	0
PLAYOFFS											
Jan. 4	@Green Bay	1	1	2	0	0	0	0	1	0	0

### 1998

DATE	OPPONENT	TACKLES			TURNOVERS					SACKS	
		SOLO	AST.	TOT.	FF	FR	INT.	YDS.	PD	NO.	YDS
Dec. 6	@Minnesota	0	0	0	0	0	0	0	1	0	0
Dec. 13	@Green Bay	2	1	3	0	0	0	0	1	0	0
Dec. 20	Chicago	2	3	5	0	0	0	0	0	0	0
Dec. 28	@Detroit	2	1	3	0	0	0	0	1	0	0
Oct. 4	N.Y. Giants	1	0	1	0	0	1	11	1	0	0
Oct. 18	Carolina	1	1	2	0	0	0	0	0	0	0
Oct. 25	@New Orleans	6	1	7	0	0	0	0	2	0	0
Nov. 1	Minnesota	3	3	6	0	0	0	0	1	1.0	10
Nov. 8	Tennessee	0	3	3	0	0	0	0	0	0	0
Nov. 15	@Jacksonville	3	1	4	0	0	0	0	2	1.0	8
Nov. 22	Detroit	6	2	8	0	0	0	0	2	0	0
Nov. 29	@Chicago	1	3	4	0	0	0	0	1	0	0
Dec. 7	Green Bay	9	0	9	2	0	0	0	0	1.0	3
Dec. 13	Pittsburgh	0	1	1	0	0	0	0	1	0	0
Dec. 19	@Washington	4	1	5	0	0	0	0	3	0	0
Dec. 27	@Cincinnati	7	0	7	0	0	1	56	1	0	0
TOTALS		47	21	68	2	0	2	67	17	3.0	21

**1999**

DATE	OPPONENT	TACKLES			TURNOVERS					SACKS	
		SOLO	AST.	TOT.	FF	FR	INT.	YDS.	PD	NO.	YDS
Dec. 12	N.Y. Giants	4	2	6	0	0	0	0	1	0	0
Dec. 19	@Philadelphia	2	4	6	0	0	0	0	0	0	0
Dec. 26	Denver	3	3	6	0	0	0	0	0	0	0
Oct. 3	@Minnesota	4	2	6	0	0	0	0	0	0	0
Oct. 10	@Green Bay	1	0	1	0	0	0	0	0	0	0
Oct. 24	Chicago	2	1	3	0	0	0	0	2	0	0
Oct. 31	@Detroit	5	1	6	0	0	0	0	0	0	0
Nov. 7	@New Orleans	2	1	3	0	0	1	17	1	0	0
Nov. 14	Kansas City	2	2	4	0	0	0	0	0	0	0
Nov. 21	Atlanta	3	2	5	0	0	0	0	0	0	0
Nov. 28	@Seattle	2	1	3	0	0	1	43	2	0	0
Dec. 6	Minnesota	5	0	5	0	0	0	0	3	1.0	10
Dec. 12	Detroit	5	2	7	0	0	0	0	1	0	0
Dec. 19	@Oakland	4	0	4	0	0	0	0	1	0	0
Dec. 26	Green Bay	0	4	4	0	0	0	0	4	0	0
Jan. 2	@Chicago	5	0	5	0	0	0	0	1	0	0
<b>TOTALS</b>		<b>49</b>	<b>25</b>	<b>74</b>	<b>0</b>	<b>0</b>	<b>2</b>	<b>60</b>	<b>16</b>	<b>1.0</b>	<b>10</b>
<b>PLAYOFFS</b>											
Jan. 15	Washington	1	2	3	0	0	0	0	1	0	0
Jan. 23	@St. Louis	7	2	9	0	0	0	0	2	0	0

**2000**

DATE	OPPONENT	TACKLES			TURNOVERS					SACKS	
		SOLO	AST.	TOT.	FF	FR	INT.	YDS.	PD	NO.	YDS
Sept. 3	@New England	2	3	5	0	0	0	0	1	1.0	8
Sept. 10	Chicago	3	0	3	1	1	0	0	0	2.5	25.5
Sept. 17	@Detroit	0	2	2	0	0	0	0	1	0	0
Sept. 24	N.Y. Jets	4	1	5	0	0	1	37	1	0	0
Oct. 1	@Washington	4	0	4	0	0	0	0	1	0	0
Oct. 9	@Minnesota	2	0	2	0	0	0	0	0	1.0	5
Oct. 19	Detroit	3	4	7	0	0	0	0	0	0	0
Oct. 29	Minnesota	6	3	9	0	0	0	0	1	1.0	2
Nov. 5	@Atlanta	2	2	4	0	0	0	0	0	0	0
Nov. 12	Green Bay	4	6	10	0	0	0	0	1	0	0
Nov. 19	@Chicago	7	2	9	0	0	0	0	1	0	0
Nov. 26	Buffalo	7	3	10	0	0	0	0	2	0	0
Dec. 3	Dallas	9	1	10	0	0	0	0	5	0	0
Dec. 10	@Miami	3	1	4	0	0	0	0	2	0	0
Dec. 18	St. Louis	5	1	6	0	0	1	9	1	0	0
Dec. 24	@Green Bay	4	3	7	0	0	0	0	3	0	0
<b>TOTALS</b>		<b>65</b>	<b>32</b>	<b>97</b>	<b>1</b>	<b>1</b>	<b>2</b>	<b>46</b>	<b>20</b>	<b>5.5</b>	<b>40.5</b>
<b>PLAYOFFS</b>											
Dec. 31	@Philadelphia	3	2	5	0	0	0	0	0	0.0	0

**2001**

DATE	OPPONENT	TACKLES			TURNOVERS					SACKS	
		SOLO	AST.	TOT.	FF	FR	INT.	YDS.	PD	NO.	YDS
Sept. 9	@Dallas	3	2	5	0	0	0	0	1	0	0
Sept. 30	@Minnesota	4	0	4	0	0	1	12	2	0	0
Oct. 7	Green Bay	6	2	8	0	0	0	0	1	0	0
Oct. 14	@Tennessee	6	1	7	0	0	0	0	0	0	0
Oct. 21	Pittsburgh	1	1	2	0	1	2	10	2	0	0
Oct. 28	Minnesota	3	3	6	0	0	0	0	0	1.0	6
Nov. 4	@Green Bay	0	0	0	0	0	0	0	4	0	0
Nov. 11	@Detroit	6	1	7	0	0	2	2	4	0	0
Nov. 18	Chicago	9	1	10	0	0	1	0	2	0	0
Nov. 26	@St. Louis	2	4	6	0	0	0	0	1	0	0
Dec. 2	@Cincinnati	7	3	10	1	0	0	0	0	0	0
Dec. 9	Detroit	4	0	4	0	0	0	0	2	0	0
Dec. 16	@Chicago	7	6	13	0	0	0	0	2	0	0
Dec. 23	New Orleans	2	0	2	0	0	3	56	3	0	0
Dec. 29	Baltimore	4	3	7	0	0	1	6	5	0	0
Jan. 6	Philadelphia	0	0	0	0	0	0	0	0	0	0
<b>TOTALS</b>		<b>64</b>	<b>27</b>	<b>91</b>	<b>1</b>	<b>1</b>	<b>10</b>	<b>86</b>	<b>29</b>	<b>1.0</b>	<b>6</b>
<b>PLAYOFFS</b>											
Jan. 12	@Philadelphia	0	2	2	0	0	0	0	0	0	1

**2002**

DATE	OPPONENT	TACKLES			TURNOVERS					SACKS	
		SOLO	AST.	TOT.	FF	FR	INT.	YDS.	PD	NO.	YDS
Sept. 8	New Orleans	6	2	8	0	0	0	0	2	0	0
Sept. 15	@Baltimore	3	3	6	0	0	0	0	6	0	0
Sept. 23	St. Louis	9	1	10	0	0	0	0	1	0	0
Sept. 29	@Cincinnati	6	0	6	0	0	0	0	0	0	0
Oct. 6	@Atlanta	4	2	6	0	0	0	0	2	0	0
Oct. 13	Cleveland	4	2	6	0	0	1	9	1	0	0
Oct. 20	@Philadelphia	2	3	5	0	0	0	0	2	0	0
Oct. 27	@Carolina	5	2	7	0	0	0	0	0	0	0
Nov. 3	Minnesota	7	2	9	0	0	0	0	1	1.0	1
Nov. 17	Carolina	4	1	5	0	0	0	0	1	0	0
Nov. 24	Green Bay	3	1	4	0	0	1	0	2	0	0
Dec. 1	@New Orleans	2	2	4	0	0	0	0	0	0	0
Dec. 8	Atlanta	1	1	2	0	0	0	0	2	0	0
Dec. 15	@Detroit	2	0	2	0	0	0	0	1	1.0	10
Dec. 23	Pittsburgh	8	0	8	0	0	0	0	0	1.0	9
Dec. 29	@Chicago	5	2	7	0	0	0	0	0	0	0
<b>TOTALS</b>		<b>71</b>	<b>24</b>	<b>95</b>	<b>0</b>	<b>0</b>	<b>2</b>	<b>9</b>	<b>21</b>	<b>3.0</b>	<b>20</b>
<b>PLAYOFFS</b>											
Jan. 12	San Francisco	3	1	4	0	0	1	25	2	0	0
Jan. 19	@Philadelphia	3	0	3	1	0	1	92t	4	1.0	5
Jan. 26	Oakland	2	2	4	0	0	0	0	0	0	0

**2003**

DATE	OPPONENT	TACKLES			TURNOVERS					SACKS	
		SOLO	AST.	TOT.	FF	FR	INT.	YDS.	PD	NO.	YDS
Sept. 8	@Philadelphia	5	2	7	0	0	0	0	1	0.5	5
Sept. 14	Carolina	5	1	6	0	0	0	0	0	0	0
Sept. 21	@Atlanta	5	0	5	0	0	0	0	0	0	0
Oct. 6	Indianapolis	7	2	9	0	0	1	29t	1	0	0
Oct. 12	@Washington	4	5	9	1	0	0	0	0	0	0
Oct. 19	@San Francisco	5	4	9	0	1	0	0	3	1.0	7
Oct. 26	Dallas	7	1	8	1	0	1	24	2	0	0
Nov. 2	New Orleans	8	2	10	0	0	0	0	0	0	0
Nov. 9	@Carolina	4	2	6	0	0	0	0	0	0	0
Nov. 16	Green Bay	10	4	14	0	0	0	0	0	0	0
Nov. 24	NY Giants	4	0	4	0	0	0	0	0	0	0
Nov. 30	@Jacksonville	5	0	5	0	0	0	0	1	0	0
Dec. 7	@New Orleans	4	1	5	0	0	0	0	0	0	0
Dec. 14	Houston	3	0	3	0	0	0	0	0	0	0
Dec. 20	Atlanta	4	0	4	0	0	0	0	1	0	0
Dec. 28	@Tennessee	6	1	7	0	0	0	0	0	0	0
<b>TOTALS</b>		<b>86</b>	<b>25</b>	<b>111</b>	<b>2</b>	<b>1</b>	<b>2</b>	<b>53</b>	<b>9</b>	<b>1.5</b>	<b>12</b>

**2004**

DATE	OPPONENT	TACKLES			TURNOVERS					SACKS	
		SOLO	AST.	TOT.	FF	FR	INT.	YDS.	PD	NO.	YDS
Sept. 12	@Washington	4	1	5	0	1	0	0	2	0	0
Sept. 19	Seattle	2	0	2	0	0	0	0	0	0	0
Sept. 26	@Oakland	7	4	11	0	0	0	0	0	0	0
Oct. 3	Denver	7	2	9	0	0	0	0	0	0	0
Oct. 10	@New Orleans	8	3	11	0	1	0	0	0	0	0
Oct. 18	@St. Louis	1	2	3	0	0	0	0	1	0	0
Oct. 24	Chicago	7	0	7	0	0	1	23	1	0	0
Nov. 7	Kansas City	8	1	9	1	0	0	0	0	1.0	8
Nov. 14	@Atlanta	3	1	4	0	0	1	0	2	0	0
Nov. 21	San Francisco	4	1	5	0	0	0	0	1	1.0	4
Nov. 28	@Carolina	1	4	5	0	0	0	0	1	0	0
Dec. 5	Atlanta	3	2	5	0	0	0	0	2	0	0
Dec. 12	@San Diego	9	2	11	0	0	1	0	1	0	0
Dec. 19	New Orleans	4	1	5	0	0	0	0	0	1.0	8
Dec. 26	Carolina	10	1	11	0	0	0	0	0	0	0
Jan. 2	@Arizona	6	2	8	0	0	0	0	1	0	0
<b>TOTALS</b>		<b>84</b>	<b>27</b>	<b>111</b>	<b>1</b>	<b>2</b>	<b>3</b>	<b>23</b>	<b>12</b>	<b>3.0</b>	<b>20</b>

**2005**

DATE	OPPONENT	TACKLES			TURNOVERS					SACKS	
		SOLO	AST.	TOT.	FF	FR	INT.	YDS.	PD	NO.	YDS
Sept. 11	@Minnesota	4	2	6	0	0	0	0	1	0	0
Sept. 18	Buffalo	7	1	8	0	0	0	0	1	0	0
Sept. 25	@Green Bay	5	2	7	0	1	0	0	0	0	0
Oct. 2	Detroit	7	2	9	0	0	0	0	0	1.0	0
Oct. 9	@NY Jets	6	2	8	0	0	1	0	3	0	0
Oct. 16	Miami	3	0	3	0	0	0	0	2	0	0
Oct. 30	@San Francisco	8	3	11	0	0	0	0	2	0	0
Nov. 6	Carolina	5	1	6	0	0	0	0	1	0	0
Nov. 13	Washington	8	0	8	0	0	0	0	1	0	0
Nov. 20	@Atlanta	4	1	5	0	0	0	0	1	0	0
Nov. 27	Chicago	4	1	5	0	0	0	0	4	0	0
Dec. 4	@New Orleans	6	3	9	0	0	3	70	3	0	0
Dec. 11	@Carolina	8	0	8	0	0	1	35	1	1.0	13
Dec. 17	@New England	2	0	2	0	0	0	0	1	0	0
Dec. 24	Atlanta	12	1	13	0	0	0	0	1	0	0
Jan. 1	New Orleans	9	3	12	0	0	0	0	0	0	0
<b>TOTALS</b>		<b>98</b>	<b>22</b>	<b>120</b>	<b>0</b>	<b>1</b>	<b>5</b>	<b>105</b>	<b>22</b>	<b>2.0</b>	<b>13</b>
<b>PLAYOFFS</b>											
Jan. 7	Washington	6	5	11	0	0	0	0	0	0	0

**2006**

DATE	OPPONENT	TACKLES			TURNOVERS					SACKS	
		SOLO	AST.	TOT.	FF	FR	INT.	YDS.	PD	NO.	YDS
Sept. 10	Baltimore	10	3	13	0	0	0	0	1	0	0
Sept. 17	@Atlanta	8	1	9	0	0	0	0	1	0	0
Sept. 24	Carolina	13	0	13	0	0	0	0	1	0	0
Oct. 8	@New Orleans	6	2	8	0	0	0	0	0	0	0
Oct. 15	Cincinnati	3	1	4	0	0	0	0	0	0	0
Oct. 22	Philadelphia	5	1	6	1	0	2	103	2	0	0
Oct. 29	@N.Y. Giants	7	2	9	0	0	0	0	0	0	0
Nov. 5	New Orleans	4	1	5	0	0	0	0	0	0	0
Nov. 13	@Carolina	3	2	5	1	0	1	0	4	0	0
Nov. 19	Washington	4	1	5	0	0	0	0	1	0	0
Nov. 23	@Dallas	1	4	5	0	0	0	0	0	0	0
Dec. 3	@Pittsburgh	5	3	8	0	0	0	0	3	0	0
Dec. 10	Atlanta	6	1	7	0	0	0	0	1	0	0
Dec. 17	@Chicago	4	2	6	0	0	0	0	4	0	0
Dec. 24	@Cleveland	2	0	2	0	0	0	0	0	0	0
Dec. 31	Seattle	2	1	3	0	0	0	0	2	0	0
<b>TOTALS</b>		<b>83</b>	<b>25</b>	<b>108</b>	<b>2</b>	<b>0</b>	<b>3</b>	<b>103</b>	<b>20</b>	<b>0</b>	<b>0</b>

**2007**

DATE	OPPONENT	TACKLES			TURNOVERS					SACKS	
		SOLO	AST.	TOT.	FF	FR	INT.	YDS.	PD	NO.	YDS
Sept. 9	@Seattle	3	1	4	1	0	0	0	1	0	0
Sept. 16	New Orleans	6	1	7	0	0	0	0	2	0	0
Sept. 23	St. Louis	3	1	4	0	0	0	0	0	0	0
Sept. 30	@Carolina	6	0	6	0	0	0	0	0	0	0
Oct. 7	@Indianapolis	6	3	9	0	0	0	0	0	0	0
Oct. 14	Tennessee	4	0	4	0	1	0	0	2	0	0
Oct. 21	@Detroit	6	1	7	0	0	0	0	1	0	0
Oct. 28	Jacksonville	7	2	9	0	0	0	0	1	0	0
Nov. 4	Arizona	2	0	2	0	0	0	0	1	0	0
Nov. 18	@Atlanta	6	2	8	0	1	0	0	1	0	0
Nov. 25	Washington	7	4	11	0	0	1	3	4	0	0
Dec. 2	@New Orleans	3	0	3	0	0	0	0	0	1.0	7
Dec. 9	@Houston	9	0	9	0	0	0	0	1	0	0
Dec. 16	Atlanta	1	3	4	0	0	1	29t	1	0	0
Dec. 23	@San Francisco	0	0	0	0	0	0	0	1	0	0
Dec. 30	Carolina	0	0	0	0	0	0	0	0	0	0
<b>TOTALS</b>		<b>69</b>	<b>18</b>	<b>87</b>	<b>1</b>	<b>2</b>	<b>2</b>	<b>32</b>	<b>16</b>	<b>1.0</b>	<b>7</b>
<b>PLAYOFFS</b>											
Jan. 6	N.Y. Giants	5	2	7	0	0	0	0	0	0	0



## 2008

DATE	OPPONENT	TACKLES			TURNOVERS					SACKS	
		SOLO	AST.	TOT.	FF	FR	INT.	YDS.	PD	NO.	YDS
Sept. 7	@New Orleans	3	0	3	0	0	0	0	2	0	0
Sept. 14	Atlanta	2	3	5	0	0	0	0	1	0	0
Sept. 21	@Chicago	6	5	11	0	0	0	0	0	1.0	7
Sept. 28	Green Bay	4	2	6	0	0	0	0	1	0	0
Oct. 5	@Denver	9	1	10	0	0	0	0	1	0	0
Oct. 12	Carolina	6	1	7	0	0	0	0	1	0	0
Oct. 19	Seattle	3	0	3	0	0	0	0	1	0	0
Oct. 26	@Dallas	3	2	5	0	0	0	0	0	0	0
Nov. 2	@Kansas City	1	0	1	0	0	0	0	0	0	0
Nov. 16	Minnesota	2	3	5	0	1	0	0	0	1.0	1
Nov. 23	@Detroit	3	0	3	0	0	2	67	2	0	0
Nov. 30	New Orleans	8	2	10	0	0	0	0	4	0	0
Dec. 8	@Carolina	5	1	6	0	0	1	4	1	0	0
Dec. 14	@Atlanta	4	4	8	0	0	1	-2	2	0	0
Dec. 21	San Diego	5	1	6	0	0	0	0	0	0	0
Dec. 28	Oakland	6	5	11	0	0	0	0	0	0	0
<b>TOTALS</b>		<b>70</b>	<b>30</b>	<b>100</b>	<b>0</b>	<b>1</b>	<b>4</b>	<b>69</b>	<b>16</b>	<b>2.0</b>	<b>8</b>



**JOSH BIDWELL**

**9**

**PUNTER**

**HT: 6-3 WT: 220**

**DOB: 3/13/76**

**NFL: 10th Year**

**ACQ: UFA(GB), 2004**

**College: Oregon**

**ACQUIRED BY BUCS:**

- Signed by the Buccaneers as a free agent on March 13, 2004.

**ORIGINALLY ENTERED NFL:**

- Selected by the Packers in the fourth round (133rd overall) of the 1999 NFL Draft.

**CAREER HIGHLIGHTS:**

- Selected to first Pro Bowl following 2005 season.
- Selected as the NFC Special Teams Player of the Month in November 2005, and earned NFC Special Teams Player of the Week honors in Week 3 at Green Bay (9/25/05) and Week 6 vs. Miami (10/16/05).
- 44.0-yard average as a Buccaneer (419 punts for 18,426 yards) is tops in team history.
- His 124 punts placed inside the 20 as a Buccaneer rank first in team history.
- Owns the top four single-season gross punting averages in Buccaneers history (2005-2008).

- Owns three of the top five single season net punting averages in team history (2005, 2007-2008).
- His 419 punts with the Buccaneers are the most in team history.
- 30 punts placed inside the 20 in 2007 were a career high and tied the Buccaneers single-season record (Tom Tupa – 2002).
- 52.3-yard average vs. Seattle (12/31/06) was his highest single-game gross average as a member of the Buccaneers and the third highest of his career.
- His 45.6-yard gross average in 2005 was the best single-season performance in team history and ranked third in the NFL.
- Spent his first four professional seasons (2000-2003) with the Green Bay Packers before joining the Buccaneers.
- Missed his entire rookie season in 1999 after being diagnosed with testicular cancer September 1 on the eve of the Packers' final preseason game.

## 2008 HIGHLIGHTS:

- 27 punts inside the 20 ranked tied for fifth in the NFL.
- Played in all 16 games.
- Punted 77 times for 3,426 yards (44.5 avg.) with a long of 64 and 27 punts placed inside the 20 on the year.

## COLLEGE/PERSONAL:

- Became Oregon's punter midway through the first game of his redshirt freshman and lettered the next four years (1995-1998) for the Ducks.
- Punted 229 times for 9,350 yards – a 40.8-yard average, third-best in school history with a long of 69, placed 61 punts inside the 20 and registered a 38.1-yard net average over his collegiate career.
- Named a second-team All-America selection by the Associated Press and Football News, earned first-team All-PAC-10 Conference recognition and won the Gordon Wilson Award as the Ducks' special teams player of the year as a senior.
- Holds a B.A. degree in english.
- Married to Bethany, and the couple has two sons, Brady John and Aaron Robert.
- Launched the Josh Bidwell Foundation to assist the Community Cancer Center in Roseburg, Oregon as well as the Fellowship of Christian Athletes and local sports programs.

- Released his autobiography, "When It's Fourth and Long," in 2007.
- Helped host a faith-based youth football clinic with team chaplain Doug Gilcrease and teammates in October 2008.
- Filmed public service announcements to assist the Oregon Sports Network in raising funds for Livestrong, the Lance Armstrong Foundation, in October 2007.
- Was voted the 2000 'Ed Block Courage Award recipient' by his Packers teammates for his "commitment to the principles of sportsmanship and courage" in returning to the field after testicular cancer.
- Remains interested in promoting testicular cancer awareness with the message being early discovery through self diagnosis.
- In conjunction with the Children's Cancer Center, created a survivors' group consisting of young children that have survived cancer.
- Was an all-state pick by The Oregonian as both a placekicker (second team) and punter (third team) his senior season at Douglas (Winston, OR) High School when he averaged 45.6 yards per punt.
- Born Joshua John Bidwell on March 13, 1976 in Winston, Oregon.

For more detailed information, go to [www.Buccaneers.com/Players](http://www.Buccaneers.com/Players)

### SINGLE-GAME HIGHS

**Punts:** 11, at Chicago, 12/17/06  
**Gross Yards:** 490, at Chicago, 12/17/06  
**Gross Average (min. 4 att):** 53.3, at New Orleans, 9/15/02 (w/Green Bay)  
**Touchbacks:** 2, nine times, last time vs. Washington, 11/25/07  
**Net Average (min. 4 att):** 44.3, at St. Louis, 10/18/04  
**Punts Inside the 20:** 5, vs. Miami, 10/16/05  
**Longest Punt:** 68, at Jacksonville, 12/3/01 (w/Green Bay)

### ADDITIONAL STATS

**Fumbles-Lost:** 2-0 – 0-0 in 1999, 1-0 in 2000, 0-0 in 2001, 0-0 in 2002, 0-0 in 2003, 1-0 in 2004, 0-0 in 2005, 0-0 in 2006, 0-0 in 2007, 0-0 in 2008  
**Special Teams Tackles:** 3 – 1 in 2001; 1 in 2003; 1 in 2004

### MOST PUNTS INSIDE THE 20 IN TEAM HISTORY

Rank	Player	Years	No.
1.	Josh Bidwell	2004-08	124
2.	Mark Royals	1990-91, 1999-01	96
3.	Frank Garcia	1983-87	71
4.	Dan Stryzinski	1992-94	59
5.	Tom Tupa	2002-03	56

### HIGHEST PUNTING AVERAGE IN TEAM HISTORY

Rank	Player	Years	Avg.
1.	Josh Bidwell	2004-08	44.0
2.	Tom Tupa	2002-03	43.0
3.	Tommy Barnhardt	1996-98	42.6
4.	Larry Swider	1981-82	42.2
5.	Mark Royals	1990-91, 1999-01	41.3

## BIDWELL'S CAREER STATISTICS

PUNTING												
YEAR	TEAM	GP	NO	YDS	AVG	Opp RET	YDS	NET	TB	IN 20	LG	BLK
1999	Green Bay			Reserve/Non-Football Illness								
2000	Green Bay	16	78	3,003	38.5	27	205	34.6	5	22	53	0
2001	Green Bay	16	82	3,485	42.5	34	288	36.5	10	21	68	0
2002	Green Bay	16	79	3,296	41.7	41	357	35.7	6	26	57	0
2003	Green Bay	16	69	2,875	41.7	32	316	35.1	7	16	60	0
2004	Tampa Bay	16	82	3,472	42.3	31	279	36.8	7	23	60	1
2005	Tampa Bay	16	90	4,101	45.6	49	466	37.5	13	24	61	0
2006	Tampa Bay	16	93	4,045	43.5	81	487	36.8	7	20	59	0
2007	Tampa Bay	16	77	3,382	43.9	38	280	37.2	10	30	61	1
2008	Tampa Bay	16	77	3,426	44.5	39	392	37.6	7	27	64	0
NFL Totals		144	727	31,085	42.8	372	3,070	36.5	72	209	68	2
PLAYOFFS												
PUNTING												
YEAR	TEAM	GP	NO	YDS	AVG	Opp RET	YDS	NET	TB	IN 20	LG	BLK
2001	Green Bay	2	6	274	45.7	1	6	44.7	0	4	57	0
2002	Green Bay	1	0	0	-	0	0	0.0	0	0	-	1
2003	Green Bay	2	12	485	40.4	5	50	31.2	3	2	55	0
2005	Tampa Bay	1	5	197	39.4	3	19	35.6	0	3	45	0
2007	Tampa Bay	1	5	184	36.8	2	15	33.8	0	3	46	0
Postseason		7	28	1,140	40.7	11	90	35.3	3	12	57	1



### ACQUIRED BY BUCCS:

- Originally entered the league as a third-round selection (68th overall) of Tampa Bay in the 2007 NFL Draft.

### CAREER HIGHLIGHTS:

- Has played in 31 career games and one playoff contest.
- Totaled 11 tackles on defense, 41 special teams tackles and one special teams forced fumble.
- Led the team with a career-high 24 special teams tackles in 2008.
- Ranked third on the team with 17 special teams tackles in 2007.

### 2008 HIGHLIGHTS:

- Appeared in all 16 contests.
- Totaled two tackles on defense and a team-best and career-high 24 special teams tackles on the season.

- Led the team with a career-high four special teams tackles at Carolina (12/8).

### COLLEGE/PERSONAL:

- Played linebacker at New Mexico after beginning his career as a defensive end at Harper College.
- Earned first-team All-Mountain West Conference and honorable mention All-America honors (CollegeFootballNews.com) as a senior in 2006.
- Including his 2003 season at Harper College, recorded 283 tackles with 18 quarterback sacks, 33 tackles for loss, three forced fumbles, 11 pass deflections and four interceptions.
- Graduated in December 2006 with a degree in university studies.
- Served as a celebrity model in the Fashion Funds the Cure show to benefit the Pediatric Cancer Foundation in 2009.
- Encouraged physical activity and spoke on the importance of academics and making smart

decisions to teenagers at the Jackson Heights NFL YET Center in April 2009.

- Spoke to students at Mulrennan Middle School in Tampa about the importance of physical activity and sound nutrition during a Buccaneers and American Heart Association "What Moves U" fitness rally in November 2008.
- As a member of the 2007 Buccaneers Rookie Club, joined underprivileged children on a bowling outing, coached local youth at the Rookie Club Football Camp, took a trip to DisneyQuest with children from the Boys & Girls Club, carved pumpkins with kids from The Children's Home at the Buccaneers Halloween party, visited patients at All Children's Hospital and sang Christmas carols for residents at Westminster Palms Nursing Home in St. Petersburg.

- Earned All-Public League honors as a senior at Kenwood (Chicago, IL) High School and All-Conference honors as a sophomore and a junior.
- Has a brother, Elliot and sister, Deatrice.
- Born Quincy Booker Black on February 28, 1984 in Chicago, Illinois.

#### SINGLE-GAME HIGHS

Tackles: 5, vs. Carolina, 12/30/07

Special Teams Tackles: 4, at Carolina, 12/8/08

#### ADDITIONAL STATS

Special Teams Forced Fumbles: 1 – 1 in 2007

For more detailed information, go to [www.Buccaneers.com/Players](http://www.Buccaneers.com/Players)

### BLACK'S CAREER STATISTICS

YEAR	TEAM	TACKLES							INTERCEPTIONS					FUMBLES			ST TACKLES		
		GP	GS	TOT	SOLO	ASST	SK	YDS	NO	YDS	LG	TD	PD	FF	FR	YDS	T	S	A
2007	Tampa Bay	15	0	9	7	2	0.0	0.0	0	0	0	0	0	0	0	0	17	9	8
2008	Tampa Bay	16	0	2	2	0	0.0	0.0	0	0	0	0	0	0	0	0	24	18	6
NFL Totals		31	0	11	9	2	0.0	0.0	0	0	0	0	0	0	0	0	41	27	14
PLAYOFFS																			
YEAR	TEAM	TACKLES							INTERCEPTIONS					FUMBLES			ST TACKLES		
		GP	GS	TOT	SOLO	ASST	SK	YDS	NO	YDS	LG	TD	PD	FF	FR	YDS	T	S	A
2007	Tampa Bay	1	0	0	0	0	0.0	0.0	0	0	0	0	0	0	0	0	0	0	0
Postseason		1	0	0	0	0	0.0	0.0	0	0	0	0	0	0	0	0	0	0	0

### NFL TURNOVER MARGIN SINCE 1997

Rank	Team	Turnover Margin
1.	New England	+70
2.	Kansas City	+67
3.	Jacksonville	+57
4.	Tampa Bay	+52
5.	N.Y. Jets	+46





#### ACQUIRED BY BUCS:

- Signed by the Buccaneers as a free agent on March 10, 2008.

#### ORIGINALLY ENTERED NFL:

- Second-round draft choice (63rd overall) by the Dallas Cowboys in the 2002 NFL Draft.

#### CAREER HIGHLIGHTS:

- Named 2008 NFL Comeback Player of the Year by The Sporting News in his first season in Tampa Bay.
- Set career-highs in 2008 in receptions (83) and receiving yards (1,248) and touchdowns (seven).
- Set a career-high with 10 receptions at Chicago (9/21/08).
- Recorded the second-best receiving performance in Buccaneer history with a career-high 200 yards receiving at Carolina (12/8/08).
- Became the first wide receiver in 49ers history to record 100-yard receiving games in first two contests with the team, catching four passes for 114 yards at Arizona (9/10/06) and four catches for 131 yards and a touchdown vs. St. Louis (9/17/06).
- Set then career highs and led the team in receptions (69) and receiving yards (1,009) and recorded four touchdowns with Cleveland in 2005.
- In his rookie season with Dallas in 2002, became only second Dallas rookie to open season as starting wide receiver (Michael Irvin – 1988).
- Earned numerous All-Rookie honors in 2002, leading all rookie receivers with 733 receiving yards. His 44 receptions were second most by an NFL rookie and second in Dallas behind WR Joey Galloway. Six touchdown receptions were second among NFL rookie receivers and tied for Cowboys team lead.

#### 2008 HIGHLIGHTS:

- Named 2008 NFL Comeback Player of the Year by The Sporting News.

- Ranked tied for fourth in the NFC and tied for 11th in the NFL with 83 receptions.
- Ranked eighth in the NFL and sixth in the NFC with 1,248 receiving yards.
- Ranked 11th in the NFC with 21 third-down receptions.
- Led the team in receptions and receiving yards in 10 of 16 games.
- His 83 receptions and 1,248 receiving yards were the second-most all-time by a player who missed the previous season, behind only Kellen Winslow (89 receptions in 2006) and Don Maynard (1,265 receiving yards in 1960).
- Led the team with a career-high 83 receptions for a career-high and team-high 1,248 yards and led the team with a career-high seven touchdown receptions.
- Recorded a career-high 10 receptions for 138 yards, including a 38-yard reception in overtime to set up the game-winning field goal, at Chicago (9/21).
- Started at Kansas City (11/2) and caught the game-tying 24-yard touchdown pass with 19 seconds left in regulation. Finished the game with a game-high eight receptions for 115 yards and one touchdown.
- Recorded the second-best receiving performance in team history with a career-high 200 yards receiving at Carolina (12/8). Finished the game tied for the game-high with nine receptions for 200 yards and two touchdowns, including a diving, one-handed touchdown reception late in the fourth quarter.
- Set a new career-high with his seventh touchdown reception of the season on a 71-yard touchdown vs. San Diego (12/21). Finished the game with a team-high six receptions for 127 yards and one touchdown. It marked his third consecutive 100-yard receiving game, becoming only the second player in franchise history to record three or more consecutive 100-yard receiving games.

## COLLEGE/PERSONAL:

- Biletnikoff Award winner and consensus All-America selection his sophomore season at University of Pittsburgh. Became just second sophomore to win award (Randy Moss - 1997).
- Left Pittsburgh after junior year as school's all-time leading receiver with 3,061 career yards (including bowl games). His 173 career receptions were second-most in school history. Also set Pittsburgh mark for career touchdown catches with 30.
- Named Big East Conference's tri-Offensive Player of the Year, the Eastern College Athletic Conference Player of the Year, All-Big East, All-East and was Pittsburgh's first underclassman to earn consensus All-America honors since tailback Craig Heyward in 1987.

- Majored in justice administration.
- With teammate Michael Clayton, surprised 30 at-risk Tampa youth with an 89-second holiday shopping spree in December 2008.
- Prepped at Northwestern High School in Miami, Florida.
- All-Dade County and All-District selection his senior year after recording 53 receptions for 953 yards (17.9 avg.) and 12 touchdowns.
- Helped lead Bulls to 16-0 record and Florida 6A championship while team ranked fourth in the nation by USA Today.
- Scholar-athlete honoree with graduated from high school with honors.
- Born Antonio Bryant on March 9, 1981 in Miami, Florida.

For more detailed information, go to [www.Buccaneers.com/Players](http://www.Buccaneers.com/Players)

## A. BRYANT'S CAREER STATISTICS

YEAR	TEAM	RECEIVING						RUSHING					
		GP	GS	NO	YDS	AVG	LG	TD	ATT	YDS	AVG	LG	TD
2002	Dallas	16	15	44	733	16.7	78t	6	6	40	6.7	24	0
2003	Dallas	16	5	39	550	14.1	54	2	2	0	0.0	0	0
2004	DAL/CLE	15	8	58	812	14.0	55t	4	0	0	-	-	0
2005	Cleveland	16	15	69	1,009	14.6	54	4	1	3	3.0	3	0
2006	San Francisco	14	13	40	733	18.3	72t	3	0	0	-	-	0
2007					Did Not Play								
2008	Tampa Bay	16	15	83	1,248	15.0	71t	7	2	22	11.0	13	0
NFL Totals		93	71	333	5,085	15.3	78t	26	11	65	5.9	24	0
YEAR	TEAM	RECEIVING						RUSHING					
		GP	GS	NO	YDS	AVG	LG	TD	ATT	YDS	AVG	LG	TD
2003	Dallas	1	0	1	4	4.0	4	0	0	0	-	-	0
Postseason		1	0	1	4	4.0	4	0	0	0	-	-	0

### SINGLE-GAME HIGHS

Receptions: 10, at Chicago, 9/21/08  
 Receiving Yards: 200, at Carolina, 12/8/08  
 Long Reception: 78, at Arizona, 10/20/02 (w/Dallas)  
 Touchdown Receptions: 2, four times, last at Carolina, 12/8/08  
 13 100-Yard Receiving Games

### ADDITIONAL STATS

Fumbles-Lost: 6-5 - 3-2 in 2002, 0-0 in 2003, 1-1 in 2004, 1-1 in 2005, 0-0 in 2006, 1-1 in 2008

## MOST RECEIVING YARDS IN A SINGLE GAME IN TEAM HISTORY

Rank	Player	Opponent-Date	Yards
1.	Mark Carrier	at New Orleans-12/6/87	212
2.	Antonio Bryant	at Carolina-12/8/08	200
3.	Kevin House	at Oakland-10/18/81	178
4.	Charles Wilson	vs. L.A. Rams-12/11/94	176
5.	Joey Galloway	vs. Detroit-10/2/05	166
5.	Gerald Carter	at San Francisco-11/18/84	166
5.	Morris Owens	at Seattle-10/16/77	166



#### ACQUIRED BY BUCS:

- Signed by the Buccaneers as a free agent on March 2, 2005.

#### ORIGINALLY ENTERED NFL:

- Signed as a free agent with the N.Y. Giants and allocated to NFL Europe on January 9, 2002.

#### CAREER HIGHLIGHTS:

- Kicked second-longest game-winning field goal in NFL history when he connected on a 62-yarder against Philadelphia (10/22/06).
- Earned Player of the Week honors in Week 4 of the 2008 season while converting all three field goal attempts and all three PATs against the Packers (9/28/08) after the passing of his youngest son Tryson earlier in the week.
- In just four seasons with Buccaneers has amassed a .831 field goal percentage (98-of-118 field goals), ranking him as the most accurate kicker in team history (min. 10 att.).
- Owns three of the top five single season field goal percentage marks in team history (2005, 2007-2008).
- Also ranks third in team history with 98 field goals made and his 416 points scored with Tampa Bay ranks tied for fourth.
- Has made nine game-winning field goals in his career, including seven as a member of the Buccaneers.
- Has earned NFC Player of the Week honors four times (twice with the Buccaneers and twice with N.Y. Giants) and Player of the Month honors once during his career.

#### 2008 HIGHLIGHTS:

- Ranked fourth in the NFL with a club-record and career-high 131.
- His 32 field goals ranked second in the NFL, were a career high and also tied the franchise single-season mark.
- His .842 field goal percentage ranked as the fifth-best single season mark in team history.

- Made three game-winning kicks on the season (at Chicago, at Kansas City and vs. New Orleans).

- Despite the passing of his youngest son Tryson earlier in the week, had a perfect afternoon vs. Green Bay (9/28) hitting field goals from 23, 36 and 24 yards while converting all three PATs. Named NFC Special Teams Player of the Week for his effort against Green Bay.

#### COLLEGE/PERSONAL:

- Ranks seventh on Baylor's all-time scoring list with 105 points (21 field goals and 42 extra points).
- His 21 field goals place him fifth in Bears history.
- Attended Trinity Valley Junior College for two years.
- Twice named a junior college All-American.
- Majored in criminal justice.
- Married to Melissa, and the couple has one son, Tre. The couple's youngest son, Matthew Tryson, passed away in September of 2008.
- Was the Buccaneers 2008 Ed Block Courage Award recipient.
- Following the 2008 season, was honored by the PFWA with the Halas Award which goes to the individual in the NFL who overcame the most adversity to succeed during a season.
- Was named the Buccaneers 2007 Man of the Year and a finalist for the NFL Walter Payton Man of the Year award for his work on and off the football field.
- Partnered with Raymond James Financial in the "Kicking for Kids" program that donated \$1,000 for every made field goal and \$500 for every extra point during the 2007 and 2008 seasons. Bryant's efforts raised more than \$40,000 for children's hospitals around the nation in 2008.

- Family was named the March of Dimes Florida Bay Division's "Ambassador Family," in November 2007.
- Sponsors a ticket program at all home games named, Bryant's Bucaroos, in support of various children's charities.
- Attended high school in Bridge City (TX), where his 52-yard field goal is still the school record.
- Born Matt Bryant on May 29, 1975 in Orange, Texas.

For more detailed information, go to [www.Buccaneers.com/Players](http://www.Buccaneers.com/Players)

## M. BRYANT'S CAREER STATISTICS

YEAR	TEAM	GP	FG	SCORING								PCT	BLK	POINTS
				FGA	PCT	LG	BLK	XP	XPA	PCT	BLK			
2002	N.Y. Giants	16	26	32	81.3	47	1	30	32	93.8	0	108		
2003	N.Y. Giants	11	11	14	78.6	47	1	17	17	100.0	0	50		
2004	IND/MIA	4	3	4	75.0	47	0	12	12	100.0	0	21		
2005	Tampa Bay	15	21	25	84.0	50	0	31	31	100.0	0	94		
2006	Tampa Bay	16	17	22	77.3	62	0	22	23	95.7	1	73		
2007	Tampa Bay	16	28	33	84.8	49	0	34	34	100.0	0	118		
2008	Tampa Bay	16	32	38	84.2	49	0	35	36	97.2	0	131		
NFL Totals		94	138	168	82.1	62	2	181	185	97.8	0	595		

YEAR	TEAM	FIELD GOALS									
		1-19	PCT	20-29	PCT	30-39	PCT	40-49	PCT	50+	PCT
2002	N.Y. Giants	2/2	100.0	7/7	100.0	14/19	73.7	3/4	75.0	0/0	0.0
2003	N.Y. Giants	0/0	0.0	3/4	75.0	4/5	80.0	4/5	80.0	0/0	0.0
2004	IND/MIA	0/0	0.0	1/1	100.0	0/0	0	2/3	66.7	0/0	0.0
2005	Tampa Bay	0/0	0.0	2/4	50.0	8/8	100.0	10/11	90.9	1/2	50.0
2006	Tampa Bay	0/0	0.0	8/8	100.0	3/3	100.0	5/9	55.5	1/2	50.0
2007	Tampa Bay	0/0	0.0	11/12	91.6	11/11	100	6/7	85.7	0/3	0.0
2008	Tampa Bay	0/0	0.0	12/12	100.0	15/15	100.0	5/8	62.5	0/3	0.0
NFL Totals		2/2	100.0	44/48	91.7	55/61	90.2	35/47	74.5	2/10	20.0

YEAR	TEAM	GP	FG	SCORING								PCT	BLK	POINTS
				FGA	PCT	LG	BLK	XP	XPA	PCT	BLK			
2002	N.Y. Giants	1	1	2	50.0	21	0	5	5	100.0	0	8		
2005	Tampa Bay	1	1	1	100.0	43	0	1	1	100.0	0	4		
2007	Tampa Bay	1	0	0	0.0	-	0	2	2	100.0	0	2		
Postseason		3	2	3	66.7	43	0	8	8	100.0	0	14		

YEAR	TEAM	FIELD GOALS									
		1-19	PCT	20-29	PCT	30-39	PCT	40-49	PCT	50+	PCT
2002	N.Y. Giants	0/0	0.0	1/1	100.0	0/0	0.0	0/1	0.0	0/0	0.0
2005	Tampa Bay	0/0	0.0	0/0	0.0	0/0	0.0	1/1	100.0	0/0	0.0
2007	Tampa Bay	0/0	0.0	0/0	0.0	0/0	0.0	0/0	0.0	0/0	0.0
Postseason		0/0	0.0	1/1	100.0	0/0	0.0	1/2	50.0	0/0	0.0

### SINGLE-GAME HIGHS

FGs Made: 4, five times, last vs. Minnesota, 11/16/08

FGs Attempted: 5, vs. Minnesota, 11/16/08

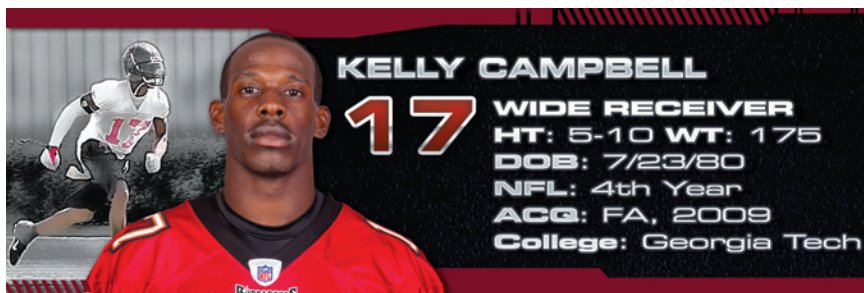
Points: 14, at St. Louis, 9/15/02 (with N.Y. Giants)

Long Field Goal: 62, vs. Philadelphia, 10/22/06

PATs Made: 5, three times, last at Detroit, 11/23/08

9 Game-Winning Field Goals: last vs. New Orleans, 11/30/08



**ACQUIRED BY BUCS:**

- Signed by Tampa Bay on February 20, 2009.

**ORIGINALLY ENTERED NFL:**

- Signed with the Minnesota Vikings as an undrafted free agent on April 24, 2002.

**CAREER HIGHLIGHTS:**

- Played in 37 career games with 11 starts along with two playoff contests. Totaled 57 receptions for 1,062 yards and eight touchdowns.
- Returned 40 kickoffs for 861 yards (21.5 avg.) and rushed for 86 yards on 14 carries and recorded two receptions for 19 yards in the postseason.
- Has 10 receptions of 40 yards or longer in his career, including five of 50 yards or longer and six of his eight touchdowns have covered 25 yards or longer.
- Spent the 2008 season in the CFL where he recorded 1,223 receiving yards to rank sixth in the league.
- Led the Vikings with 35 kickoff returns for 760 yards in 2004.

**2008 HIGHLIGHTS:**

- Played in 17 games with 12 starts for the Edmonton Eskimos of the CFL while also starting two postseason contests.
- Registered 54 receptions for 1,223 yards (22.6 avg.) and seven touchdowns and returned 13 kickoffs for 291 yards.

- His 1,223 yards receiving ranked sixth in the CFL while he recorded five 100-yard receiving games.

**COLLEGE/PERSONAL:**

- Three-time all-conference receiver at Georgia Tech who holds virtually every Yellow Jackets receiving record.
- Is the Yellow Jackets career leader in receptions (195), receiving yards (2,907) and touchdown receptions (24).
- Had 10 100-yard games and seven touchdowns in his career and a career average of 24.0 yards on kickoff returns.
- Majored in management.
- Has a daughter, Kaylei Anaya Campbell.
- Attended Mays High School in Atlanta, Georgia.
- Played tailback as a senior and rushed for 615 yards on just 35 carries while catching three passes for 85 yards while also returning seven kickoffs for 239 yards and scoring 15 touchdowns.
- 1998 Georgia AAAA state champion in the triple jump (46-7 1/4 feet) and the 4x400-meter relay while finishing second in the 200 and 400 meters. Also was 1997 state champion in 4x400-meter relay and 400 meters.
- Was invited to the 1996 Olympic Trials.
- Born LeVaughn Kelly Campbell on July 23, 1980 in Atlanta, Georgia.

For more detailed information, go to [www.Buccaneers.com/Players](http://www.Buccaneers.com/Players)

**SINGLE-GAME HIGHS**

Receptions: 6, at New England, 11/24/02 (w/Minn.)  
 Receiving Yards: 115, at Oakland, 11/19/03 (w/Minn.)  
 Long Reception: 72t, at Detroit, 9/21/03 (w/Minn.)  
 Receiving TDs: 2, at Detroit, 12/29/02 (w/Minn.)  
 Kickoff Returns: 5, twice, last at Green Bay, 11/14/04 (w/Minn.)  
 Kickoff Return Yards: 115, at Indianapolis, 11/8/04 (w/Minn.)  
 Long Kickoff Return: 55, vs. Green Bay, 12/24/04 (w/Minn.)  
 1 100-yard Receiving Games

**ADDITIONAL STATS**

Kickoff Returns: 40 for 861 yards; 5 for 101 yards in 2003; 35 for 760 yards in 2004  
 Fumbles-lost: 4-2 – 1-0 in 2002, 2-1 in 2003, 1-1 in 2004

## CAMPBELL'S CAREER STATISTICS

YEAR	TEAM	GP	GS	RECEIVING				LG	TD	RUSHING				LG	TD
				NO	YDS	AVG				YDS	AVG				
2002	Minnesota	6	2	13	176	13.5	32	3	1	11	11.0	0	0		
2003	Minnesota	15	6	25	522	20.9	72t	4	10	71	7.1	19	0		
2004	Minnesota	16	3	19	364	19.2	61	1	3	4	1.3	16	0		
2005	Minnesota	Injured Reserve													
NFL Totals		37	11	57	1,062	18.6	72t	8	14	86	6.1	19	0		
YEAR	TEAM	GP	GS	RECEIVING				LG	TD	RUSHING				LG	TD
				NO	YDS	AVG				YDS	AVG				
2004	Minnesota	2	0	2	19	9.5	12	0	0	0	-	-	0		
Postseason		2	0	2	19	9.5	12	0	0	0	-	-	0		



### BRIAN CLARK

# 87

**WIDE RECEIVER**  
**HT: 6-2 WT: 204**  
**DOB: 12/26/83**  
**NFL: 3rd Year**  
**ACQ: FA, 2007**  
**College: N.C. State**

#### ACQUIRED BY BUCS:

- Signed to the Buccaneers practice squad on November 12, 2007 and initially promoted to the active roster on December 26, 2007.

#### ORIGINALLY ENTERED NFL:

- Signed by the Denver Broncos as an undrafted free agent on May 3, 2006.

#### CAREER HIGHLIGHTS:

- Played in 20 career games with the Buccaneers and Denver Broncos.
- Career numbers include five receptions for 35 yards and 29 kickoff returns for 636 yards (21.9 avg.).
- Spent a portion of 2008 season between the Buccaneers active roster and practice squad.
- Played in four games with Denver in 2007 and appeared in one contest with Tampa Bay. Spent time on the practice squads of both clubs that season.
- Split time between the active roster and practice squad in 2006 with the Broncos.

#### 2008 HIGHLIGHTS:

- Spent weeks 1-7 on the practice squad.
- Signed to the active roster on October 18.
- Played in nine games for Tampa Bay and had one reception for 12 yards and three kickoff returns for 54 yards.

- Also had eight special teams tackles, one blocked punt and one special teams fumble recovery.
- Recorded his first career blocked punt late in the fourth quarter at Atlanta (12/14), setting up the game-tying field goal.

#### COLLEGE/PERSONAL:

- Played in 43 career games (23 starts) at North Carolina State and totaled 78 receptions for 1,311 yards (16.8 avg.) with 11 touchdowns.
- Posted the second-best yards-per-reception average (21.5) in school history in 2005 with 25 receptions for 537 yards with six touchdown catches.
- An Academic All-ACC choice in 2004, led N.C. State's wide receivers with 420 offensive plays and posted 18 receptions for 211 yards (11.3 avg.) with three touchdowns.
- Majored in sports management.
- Married to Shawntae, couple has one child Christian.
- Attended Chamberlain High School in Tampa.
- Led his team to the Class 5A state championship as a senior and was a PrepStar honorable mention All-Southeast Region pick.
- Born Brian Clark on December 26, 1983 in Jacksonville, Florida.

For more detailed information, go to [www.Buccaneers.com/Players](http://www.Buccaneers.com/Players)

## CLARK'S CAREER STATISTICS

2006-2008 DENVER BRONCOS															
YEAR	TEAM	GP	GS	RECEIVING				LG	TD	RUSHING				LG	TD
				NO	YDS	AVG				YDS	AVG				
2006	Denver	6	0	0	0	0.0	0	0	0	0	0.0	0	0	0	
2007	DEN/TB	5	0	4	23	5.8	7	0	0	0	0.0	0	0	0	
2008	Tampa Bay	9	0	1	12	12.0	12	0	0	0	0.0	0	0	0	
NFL Totals		20	0	5	35	7.0	12	0	0	0	0.0	0	0	0	
2007 DENVER BRONCOS															
YEAR	TEAM	GP	GS	RECEIVING				LG	TD	RUSHING				LG	TD
				NO	YDS	AVG				YDS	AVG				
2007	DEN/TB	0	0	0	0	0.0	0	0	0	0	0.0	0	0	0	
Postseason		0	0	0	0	0.0	0	0	0	0	0.0	0	0	0	
2008 DENVER BRONCOS															
YEAR	TEAM	NO	KICKOFF RETURNS				NO	PUNT RETURNS				LG	TD		
			YDS	AVG	LG	TD		FC	YDS	AVG					
2006	Denver	23	512	22.3	36	0	0	0	0	0.0	0	0	0		
2007	DEN/TB	3	70	23.3	26	0	0	0	0	0.0	0	0	0		
2008	Tampa Bay	0	0	0.0	0	0	0	0	0	0.0	0	0	0		
Totals		26	582	22.4	36	0	0	0	0	0.0	0	0	0		

### SINGLE-GAME HIGHS

Receptions: 2, twice, last at Detroit, 11/4/07 (w/Den.)  
 Receiving Yards: 14, vs. Pittsburgh, 10/21/07 (w/Den.)  
 Kick Returns: 6, at San Diego, 12/10/06 (w/Den.)  
 Kick Return Yards: 126, at Kansas City, 11/23/06 (w/Den.)  
 Special Teams Tackles: 3, vs. Carolina, 12/30/07

### ADDITIONAL STATS

Special Teams Tackles: 13 – 5 (2 w/Den., 3 w/T.B.)  
 in 2007, 8 in 2008  
 Special Teams Fumble Recoveries: 1 in 2008  
 Blocked Punt: 1 in 2008  
 Fumble-Lost: 1-1 in 2007 (W/Denver)



## MICHAEL CLAYTON

# 80

**WIDE RECEIVER**  
**HT: 6-4 WT: 216**  
**DOB: 10/13/82**  
**NFL: 6th Year**  
**ACQ: D1, 2004**  
**College: Louisiana State**

### ACQUIRED BY BUCS:

- Originally entered the NFL as a first-round selection (15th overall) by Tampa Bay in the 2004 NFL Draft.

### CAREER HIGHLIGHTS:

- In his rookie season in 2004, set Buccaneers' rookie records for most receptions (80), receiving yards (1,193) and receiving touchdowns (seven) while leading the team in all three categories.
- Ranked fifth all-time in NFL history among rookies with 80 receptions and 1,193 yards.
- Ranked 11th in the NFC in receptions with 80 in 2004.
- Ranked ninth in the NFC in receiving yards in 2004 with 1,193.

- Named to ESPN.com's All-Rookie team.
- Has at least one reception in 62 of his 71 career games.
- The highest wide receiver ever taken by the Buccaneers and just the second wideout selected by Tampa Bay in the first round (also WR Reidel Anthony, 16th overall selection in 1997).

### 2008 HIGHLIGHTS:

- Ranked fourth on the team with 38 receptions for 484 yards, which ranked second on the team, and one touchdown.
- Recorded his 200th career reception at Atlanta (12/14).
- Caught his first touchdown pass since 2006 on a 58-yard reception from QB Jeff Garcia in the third quarter vs. Oakland (12/28).

## COLLEGE/PERSONAL:

- Helped lead Louisiana State to a co-National Championship in 2003.
- Also helped the Tigers win two SEC Championships (2001 and 2003).
- Honors included 2003 Third-Team All-America (Collegefootballnews.com), 2003 First-Team All-SEC (AP, Coaches, ESPN.com, Collegefootballnews.com), 2003 Biletnikoff Award semifinalist, 2002 Second-Team All-SEC (AP, Coaches), 2001 Third-Team Freshman All-America (Sporting News) and 2001 Freshman All-SEC (Knoxville News).
- Caught 182 passes for 2,582 yards and 21 touchdowns for the Tigers.
- Is the only player in LSU history to have at least 700 yards receiving in three consecutive seasons.
- Has two daughters, Madison Michelle, Michaela Kristina, and one son, Michael Rashard.
- Married to the former Kristina Wright.
- Sponsors "Clayton's Generation Next Foundation," a ticket program for Buccaneers' home games in support of Hillsborough County Schools and other local charities.
- Started Michael Clayton's Generation Next Foundation during the 2006 offseason that

supports the Ronald McDonald Mobile Unit, the Children's Cancer Center, the Tampa Pediatric Cancer Foundation and the LSU Hurricane Relief Fund.

- Began a bi-weekly life skills program for local teenagers at The Hope Center during the 2008 season.
- Served as a celebrity model in the Fashion Funds the Cure show to benefit the Pediatric Cancer Foundation in 2007 and 2009.
- A consensus high school All-American, attended Christian Life Academy (Baton Rouge, Louisiana).
- First team 2A All-State and a member of the Academic All-State team.
- As a senior, rushed for 663 yards and 12 touchdowns and passed for another 338 yards and three touchdowns while also recording 78 tackles and five interceptions as a defensive back.
- First team 2A All-State in basketball as a junior after averaging 19.4 points a contest.
- Parents are Milton and Marjorie Clayton and has two brothers - Milton and Marcus, and one sister - Marcie.
- Born Michael Rashard Clayton on October 13, 1982 in Baton Rouge, Louisiana.

For more detailed information, go to [www.Buccaneers.com/Players](http://www.Buccaneers.com/Players)

## CLAYTON'S CAREER STATISTICS

YEAR	TEAM	GP	GS	RECEIVING				LG	TD	RUSHING				LG	TD
				NO	YDS	AVG				ATT	YDS	AVG			
2004	Tampa Bay	16	13	80	1,193	14.9	75	7	5	30	6.0	15	0		
2005	Tampa Bay	14	10	32	372	11.6	41	0	1	2	2.0	2	0		
2006	Tampa Bay	12	9	33	356	10.8	27	1	5	41	8.2	27	0		
2007	Tampa Bay	14	4	22	301	13.7	39	0	5	22	4.4	20	0		
2008	Tampa Bay	15	9	38	484	12.7	58t	1	2	5	2.5	4	0		
<b>NFL Totals</b>		<b>71</b>	<b>45</b>	<b>205</b>	<b>2,706</b>	<b>13.2</b>	<b>75</b>	<b>9</b>	<b>18</b>	<b>100</b>	<b>5.6</b>	<b>27</b>	<b>0</b>		
YEAR	TEAM	GP	GS	RECEIVING				LG	TD	RUSHING				LG	TD
				NO	YDS	AVG				ATT	YDS	AVG			
2005	Tampa Bay	0	0	0	0	-	-	0	0	0	-	-	0		
2007	Tampa Bay	1	0	3	39	13.0	15	0	0	0	-	-	0		
<b>Postseason</b>		<b>1</b>	<b>0</b>	<b>3</b>	<b>39</b>	<b>13.0</b>	<b>15</b>	<b>0</b>	<b>0</b>	<b>0</b>	<b>0.0</b>	<b>-</b>	<b>0</b>		

### SINGLE-GAME HIGHS

Receptions: 9, at San Diego, 12/12/04  
 Receiving Yards: 145, at San Diego, 12/12/04  
 Receiving TDs: 2, vs. Carolina, 10/18/04  
 2 100-yard receiving games

### ADDITIONAL STATS

Fumbles-lost: 5-1 - 0-0 in 2004, 1-0 in 2005 (0-0 in playoffs), 2-0 in 2006, 1-0 in 2007 (0-0 in playoffs), 1-1 in 2008  
 Punt Returns: 1 for 2 yards in 2004  
 Kickoff Returns: 11 for 241 yards - 8 for 172 yards in 2007, 3 for 69 yards in 2008



**ACQUIRED BY BUCS:**

- Signed by Tampa Bay on October 15, 2008.

**ORIGINALLY ENTERED NFL:**

- Drafted in the sixth round (174th overall) of the 2001 NFL Draft by the Buccaneers.

**CAREER HIGHLIGHTS:**

- Member of the Super Bowl XXXVII champion Tampa Bay Buccaneers.
- Has played in 109 career games with 25 starts for Tampa Bay and Houston and also saw action in five playoff games.
- Career totals include 15 carries for 43 yards and 84 receptions for 510 yards and three touchdowns.
- Also has 52 career special teams tackles and one special teams fumble recovery.
- Rushed eight times for 24 yards, both career highs, and caught eight passes for 40 yards with Houston in 2007.
- Recorded a team-best 13 special teams tackles for the Texans in 2007.
- Ranked second on the Buccaneers with 23 special teams tackles in 2005.

**2008 HIGHLIGHTS:**

- Played in 10 games with one start for Tampa Bay.
- Had three receptions for 24 yards, five special teams tackles and one special teams fumble recovery.
- Started at fullback at Kansas City (11/2) and had one reception for nine yards and three special teams tackles.

**COLLEGE/PERSONAL:**

- Totaled 64 career receptions for 506 yards and six touchdowns and rushed for 215 yards on 49 carries at Illinois.
- Shifted to fullback after playing running back in his freshman season.
- Entered the NFL Draft after his junior season.
- Majored in communications.
- Named a two-time All-Dade County and All-South Dade area selection during his three-year career at Southridge (Miami, FL) High School.
- Rushed for 2,429 yards and 35 touchdowns in two seasons and earned numerous accolades as a senior, including All-America, all-region, all-state, all-district and all-prep honors.
- Born Jameel A. Cook on February 8, 1979 in Miami, Florida.

**ADDITIONAL STATS**

Special Teams Tackles: 52 – 1 in 2002; 5 in 2004; 23 in 2005; 5 in 2006; 13 in 2007; 5 in 2008  
 Special Teams Fumble Recovery: 1 – 1 in 2008  
 Special Teams Tackles (Postseason): 1 – 1 in 2005

**SINGLE-GAME HIGHS**

Rushing Yards: 15, vs. Indianapolis, 9/23/07 (w/Hou.)  
 Receptions: 6, at Atlanta, 9/30/07 (w/Hou.)  
 Receiving Yards: 34, at Indianapolis, 9/17/06 (w/Hou.)

For more detailed information, go to [www.Buccaneers.com/Players](http://www.Buccaneers.com/Players)

## COOK'S CAREER STATISTICS

YEAR	TEAM	RUSHING							RECEIVING					
		GP	GS	ATT	YDS	AVG	LG	TD	NO	YDS	AVG	LG	TD	
2001	Tampa Bay	16	3	2	2	1.0	2	0	17	89	5.2	16	0	
2002	Tampa Bay	14	1	0	0	0.0	0	0	4	43	11	14	0	
2003	Tampa Bay	14	8	1	-1	-1.0	-1	0	20	120	6	19	1	
2004	Tampa Bay	12	5	0	0	0.0	0	0	7	44	6.3	9	1	
2005	Tampa Bay	16	0	0	0	0.0	0	0	7	43	6.1	11	1	
2006	Houston	11	7	4	18	4.5	14	0	18	107	5.9	15	0	
2007	Houston	16	0	8	24	3.0	9	0	8	40	5.0	9	0	
2008	Tampa Bay	10	1	0	0	0.0	0	0	3	24	8.0	12	0	
NFL Totals		109	25	15	43	2.9	14	0	84	510	6.1	19	3	
PLAYOFFS YEAR	TEAM	RUSHING							RECEIVING					
		GP	GS	ATT	YDS	AVG	LG	TD	NO	YDS	AVG	LG	TD	
2001	Tampa Bay	1	0	0	0	0.0	0	0	0	0	0.0	0	0	
2002	Tampa Bay	3	0	0	0	0.0	0	0	0	0	0.0	0	0	
2005	Tampa Bay	1	0	0	0	0.0	0	0	0	0	0.0	0	0	
Postseason		5	0	0	0	0.0	0	0	0	0	0.0	0	0	



**TORRIE COX**  
**27** CORNERBACK  
 HT: 5-10 WT: 192  
 DOB: 10/29/80  
 NFL: 7th Year  
 ACQ: D6, 2003  
 College: Pittsburgh

## ACQUIRED BY BUCS:

- Selected in the sixth round (205th overall) of the 2003 NFL Draft by Tampa Bay.

## CAREER HIGHLIGHTS:

- Selected as a Pro Bowl alternate in 2006.
- Was selected to USA Today's 2006 All-Joe Team.
- First interception of his career was returned 55 yards for his first career touchdown against San Francisco (11/21/04).
- Ranked tied for first on the team with 20 special teams tackles in 2006.
- Ranked third on the team with 19 special teams tackles in 2005.
- Ranked fourth in the NFL and second in team history with a 26.2 kickoff return average in 2004.
- Has totaled 51 special teams tackles, one forced fumble and one fumble recovery on special teams and has also returned 77 kickoffs for 1,758 yards (22.8 avg.), with a long of 59 yards.
- Ranks fourth in team history with 1,758 kickoff return yards and sixth in team history with a 22.8 kickoff return average.

- Rookie season in 2003 was cut short after sustaining a torn left ACL in a preseason contest.

## 2008 HIGHLIGHTS:

- Missed entire season after being placed on the Injured Reserve list on July 29 with a knee injury.

## COLLEGE/PERSONAL:

- Earned unanimous first-team All-Big East honors and All-Eastern College Athletic Conference (ECAC) honors as a senior.
- Earned Pittsburgh's special teams MVP honor each of his last three years.
- A two-year starter for the Panthers, appeared in 42 career games with 24 starts, finishing his career with 156 tackles, 28 passes defended, three interceptions and three fumble recoveries while returning 65 kickoffs for 1,570 yards (24.2 avg.) and one touchdown in his career.
- Majored in communication and rhetoric.
- Has three children, a son, Torrie Cox, Jr., and twins, daughter, Tyra and son, Tywan.
- Married to Kawana.

- Engaged court committed youth on the importance of staying out of trouble and doing the right thing at Falkenburg Academy in October 2007.
- As part of Thanksgiving in 2004, stuffed and distributed food baskets at Metropolitan Ministries Holiday Food Tent.
- As a senior at Miami (Florida) Northwestern was named first-team All-State, first-team All-City and first-team All-Dade County.
- Rushed for over 1,500 yards as a senior and led Dade County in touchdowns.
- Led Northwestern to the 6A state championship (largest classification) with a 16-0 record.
- Raised by his mother, Tousha Cox and has two brothers and two sisters.
- Born Torrie Tywan Cox on October 29, 1980 in Miami, Florida.

For more detailed information, go to [www.Buccaneers.com/Players](http://www.Buccaneers.com/Players)

## COX'S CAREER STATISTICS

																		ST				
YEAR	TEAM	GP	GS	TACKLES				SK	INTERCEPTIONS					FUMBLES			TACKLES					
				TOT	SOLO	ASST			YDS	NO	YDS	LG	TD	PD	FF	FR	YDS	T	S	A		
2003	Tampa Bay								Injured Reserve													
2004	Tampa Bay	10	0	8	7	1		0.0	0.0	1	55	55t	1	2	0	0	0	6	5	1		
2005	Tampa Bay	15	0	2	2	0		0.0	0.0	0	0	0	0	0	0	0	0	19	13	6		
2006	Tampa Bay	16	3	25	19	6		0.0	0.0	0	0	0	0	2	1	1	0	20	15	5		
2007	Tampa Bay	4	0	0	0	0		0.0	0.0	0	0	0	0	0	0	0	0	6	4	2		
2008	Tampa Bay							Injured Reserve														
NFL Totals		45	3	35	28	7		0.0	0.0	1	55	55t	1	4	1	1	0	51	37	14		
PLAYOFFS																						
YEAR	TEAM	GP	GS	TACKLES				SK	INTERCEPTIONS					FUMBLES			ST					
				TOT	SOLO	ASST			YDS	NO	YDS	LG	TD	PD	FF	FR	YDS	T	S	A		
2005	Tampa Bay	1	0	0	0	0		0.0	0.0	0	0	0	0	0	0	0	0	2	1	1		
2007	Tampa Bay							Injured Reserve														
Postseason		1	0	0	0	0		0.0	0.0	0	0	0	0	0	0	0	0	2	1	1		
YEAR	TEAM	NO	KICKOFF RETURNS				NO	PUNT RETURNS				LG	TD									
			YDS	AVG	LG	TD		FC	YDS	AVG												
2003	Tampa Bay						Injured Reserve															
2004	Tampa Bay	33	866	26.2	59	0	0	0	0	0	0.0	0	0									
2005	Tampa Bay	24	464	19.3	30	0	0	0	0	0	0.0	0	0									
2006	Tampa Bay	18	387	21.5	44	0	0	0	9	9.0	9	0	0									
2007	Tampa Bay	2	41	20.5	27	0	0	0	0	0.0	0	0	0									
2008	Tampa Bay						Injured Reserve															
Totals		77	1,758	22.8	59	0	0	0	9	9.0	9	0	0									

### SINGLE-GAME HIGHS

Tackles: 6, vs. New Orleans, 11/5/06  
 Interceptions: 1, vs. San Francisco, 11/21/04  
 Defensive TDs: 1, vs. San Francisco, 11/21/04

### ADDITIONAL STATS

Special Teams Forced Fumbles: 1 vs. Chicago, 11/27/05  
 Special Teams Fumble Recovery: 1 vs. Chicago, 10/24/04  
 Career Touchdowns: 1, 55-yard interception return vs. San Francisco, 11/21/04

**ACQUIRED BY BUCS:**

- Signed by Tampa Bay on March 18, 2009.

**ORIGINALLY ENTERED NFL:**

- Selected in the third round (94th overall) of the 2003 NFL Draft by Buffalo.

**CAREER HIGHLIGHTS:**

- Played his first six seasons (2003-08) with the Buffalo Bills.
- Served as a defensive team captain for the Bills in 2007 and had a career year, leading the team with 140 tackles and was the only linebacker that season to record a safety, sack, interception, forced fumble and fumble recovery.
- Posted 90-plus tackle seasons in each of the 2005-07 seasons as a regular starter for the Bills, which included 125 in 2005 and 95 in 2006.
- Selected to the Under-the-Radar Team selected by ESPN.com in 2006.
- Helped special teams unit rank first in the NFL in 2004, according to special teams rankings compiled by the Dallas Morning News.
- Posted 28 special teams tackles with the Bills during the 2004 season to rank third on the team.

**2008 HIGHLIGHTS:**

- Placed on injured reserve on September 4 and missed the entire season for Buffalo.

**COLLEGE/PERSONAL:**

- Started his final three seasons at Virginia.
- His 420 career tackles at Virginia rank third in Cavaliers history.

- Ranks second in school history with 10 forced fumbles.
- Only the third player in school history to play in 50 collegiate games (including bowls).
- Was a second-team All-America choice as a senior by The NFL Draft Report as well as a first-team All-Atlantic Coast Conference selection.
- Majored in anthropology.
- Attended North Forsyth (NC) High School, where he was a three-year letterwinner as a linebacker and tailback.
- Named Metro AAAA Conference Defensive Player of the Year as a senior and a three-time All-Conference selection at linebacker.
- Participated in the 2007 Community Ticket Donation Program through donating 20 season tickets to various community organizations including Buffalo Public Schools, Police Athletic League, United Way, Boyz R Back and Stone's Buddies.
- Over 200 people were part of his Crow's Nest and attended Buffalo Bills home games where they were also treated to food and beverage coupons compliments of him.
- Brother, Germane, lettered at wide receiver for Virginia from 1995-97 and was a member of the Detroit Lions from 1998-02.
- Other brother, Juwon Crowell, was a wide receiver at East Carolina.
- Born Angelo Delvonne Crowell (pronounced "crow-ELL" - rhymes with "noel") on August 16, 1981.

For more detailed information, go to [www.Buccaneers.com/Players](http://www.Buccaneers.com/Players)

**SINGLE-GAME HIGHS**

**Tackles:** 15, twice, last at Indianapolis, 11/12/06 (w/Bufalo)


**Sacks:** 1, seven times, last at Washington, 12/2/07 (w/Bufalo)

**Interceptions:** 1, five times, last vs. Dallas, 10/8/07 (w/Bufalo)



## CROWELL'S CAREER STATISTICS

YEAR	TEAM	TACKLES							INTERCEPTIONS					FUMBLES				ST TACKLES		
		GP	GS	TOT	SOLO	ASST	SK	YDS	NO	YDS	LG	TD	PD	FF	FR	YDS	T	S	A	
2003	Buffalo	6	0	0	0	0	0.0	0.0	0	0	0	0	0	0	0	0	5	4	1	
2004	Buffalo	16	0	4	3	1	0.0	0.0	0	0	0	0	0	0	0	0	28	20	8	
2005	Buffalo	15	13	125	87	38	3.0	18.0	2	3	2	0	4	1	0	0	7	6	1	
2006	Buffalo	12	12	95	58	37	2.0	10.0	2	0	0	0	9	1	0	0	1	1	0	
2007	Buffalo	16	16	140	97	43	2.0	17.0	1	5	5	0	6	1	1	0	0	-	-	
2008	Buffalo	Injured Reserve																		
NFL Totals		65	41	364	245	119	7.0	45.0	5	8	5	0	19	3	1	0	41	31	10	



### ANDREW ECONOMOS

# 48

**LONG SNAPPER**  
**HT: 6-1 WT: 250**  
**DOB: 6/24/82**  
**NFL: 4th Year**  
**ACQ: FA, 2006**  
**College: Georgia Tech**

### ACQUIRED BY BUCS:

- Signed to Tampa Bay's practice squad on September 13, 2006 and promoted to the active roster on September 16, 2006.

### ORIGINALLY ENTERED NFL:

- Signed with Jacksonville on April 24, 2005 as an undrafted rookie free agent.

### CAREER HIGHLIGHTS:

- Long snapper who owns three years of NFL experience, playing in 35 career games and one postseason contest.
- Played in 32 consecutive games over the last two seasons with Tampa Bay.
- Has totaled 12 career special teams tackles.

### 2008 HIGHLIGHTS:

- Appeared in all 16 contests with Tampa Bay.
- Ranked sixth on the team with a career-high 11 special teams tackles.
- Tallied a career-high two special teams tackles at Denver (10/5) and at Atlanta (12/14).

### COLLEGE/PERSONAL:

- Three-year letterman as Georgia Tech's long snapper on punts and kicks, posting 19 special teams tackles.

- Two-time member of the Atlantic Coast Conference honor roll.
- Graduated with a degree in business management.
- Sponsored "Economos' Entourage", a ticket program for Buccaneers 2008 home games to support the Pediatric Cancer Center.
- Head sponsor for annual Johnny Ferlita Memorial Fishing Tournament benefiting the Pediatric Cancer Foundation.
- Participated in the second annual Buccaneers Day of Giving, surprising 30 needy families with holiday gifts, tickets, and a shopping spree in December 2008.
- Along with some of his teammates, led children through the HOPSports Training System at the Interbay Boys & Girls Club during Hometown Huddle in October 2008.
- Three-year letterman in football, basketball and baseball at Marist High School in Atlanta.
- Born Andrew John Economos on June 24, 1982 in Atlanta, Georgia.

For more detailed information, go to [www.Buccaneers.com/Players](http://www.Buccaneers.com/Players)

## ECONOMOS' CAREER STATISTICS

Games/Starts: TB: 2006: 3/0; 2007: 16/0 (P:1/0); 2008: 16/0  
Career Totals: 35/0 (P: 1/0)

P=Playoffs



**JEFF FAINE**  
**52** CENTER  
HT: 6-3 WT: 291  
DOB: 4/6/81  
NFL: 7th Year  
ACQ: UFA(NO), 2008  
College: Notre Dame

### ACQUIRED BY BUCS:

- Signed by the Buccaneers as a free agent on February 29, 2008.

### ORIGINALLY ENTERED NFL:

- Originally entered the league as a first-round pick (21st overall) by the Cleveland Browns in the 2003 NFL Draft.

### CAREER HIGHLIGHTS:

- Has started all 82 games played in his career, as well as two postseason contests.
- Spent three seasons with the Cleveland Browns (2003-05) and two seasons with the New Orleans Saints (2006-07) before joining the Buccaneers in 2008.
- Traded by the Browns to the Saints on April 29, 2006.
- Was a key part of a Saints' offensive line that paved the way for the NFL's No. 1-ranked offense, with 6,264 net yards in 2006.
- Selected as a Saints team captain in 2007 and centered an offensive line that allowed the fewest sacks in the league in with 16.
- Named an offensive captain for the Buccaneers in 2008 and helped lead the offense to 5,456 total yards, the highest single-season total in franchise history.

### 2008 HIGHLIGHTS:

- Started all 16 games at center for Tampa Bay.
- Named an offensive team captain and helped lead the offense to 5,456 total yards, the highest single-season total in franchise history and 361 points, the second-highest single-season total in team history (388 points in 2000).

- Started at center in his Buccaneers debut at New Orleans (9/7) and helped the Buccaneers offense rush for 146 yards on 20 carries, an average of 7.3 yards per carry, the third-highest single-game average in team history.
- Started at center at Chicago (9/21) and was part of an offense that did not allow a sack in a team-record 67 pass attempts.

### COLLEGE/PERSONAL:

- Three-year starter at Notre Dame who led linemen in playing time over final two seasons.
- All-American first-team selection by ESPN.com and The Sporting News as a senior.
- Finalist for the Rimington Award, awarded to the nation's top center, and semifinalist for the Lombardi Award, given to the country's best offensive lineman.
- Recipient of the school's Nick Pietrosante Award as the player who best exemplifies courage, loyalty, teamwork, dedication and pride.
- Earned a degree in communications.
- Sponsors "Faine's Train", a ticket program for Buccaneers home games in support of the Boys & Girls Club of West Sanford in Orlando.
- USA Today All-American as a prep standout at Seminole High School in Sanford, Florida.
- Florida Class 5-A All-State pick as a junior and senior.
- Active in business off the field. In 2009, launched The Faine Group (The FaineGroup.com), a management company that oversees all his business interests and charitable ventures.
- Recently launched C.P.R.I (Centered Property Real Estate Investments), started a peanut com-

pany called My Dadz Nutz (MyDadzNutz.com), opened a night club (The Republic) in Cleveland and launched a local ad network called MyCity.org.

- Started the charity division The Faine Family Foundation in 2009 which partnered with the Children's Home Society as its main benefactor. Together the foundation and CHS will purchase a house to bridge the transition period from foster kids into young adulthood.

- In 2008, opened a clothing store name Forty Seven (FortySevenClothing.com) in Orlando. Owns two restaurants in the Cleveland area, Barley House and Harry Buffalo.
- Born Jeffrey Kalei Faine on April 6, 1981 in Milwaukie, Oregon.

For more detailed information, go to [www.Buccaneers.com/Players](http://www.Buccaneers.com/Players)

## FAINE'S CAREER STATISTICS

Games/Starts: CLE: 2003: 9/9; 2004: 13/13; 2005: 14/14; NO: 2006: 16/16 (P: 2/2); 2007: 14/14; 2008: 16/16  
Career Totals: 82/82 (P: 2/2)

P=Playoffs

**JOHN GILMORE**  
**88** TIGHT END  
 HT: 6-5 WT: 257  
 DOB: 9/21/79  
 NFL: 8th Year  
 ACF: UFA(CH), 2008  
 College: Penn State

### ACQUIRED BY BUCS:

- Signed with Tampa Bay on March 2, 2008.

### ORIGINALLY ENTERED NFL:

- Entered the league as a sixth-round pick (196th overall) by New Orleans in the 2002 NFL Draft.

### CAREER HIGHLIGHTS:

- Spent six seasons (2002-07) with the Chicago Bears before joining the Buccaneers in 2008.
- Played in 102 games with 20 starts and also appeared in four postseason contests.
- Career numbers include 36 receptions for 341 yards and four touchdowns.
- Also has eight kickoff returns for 67 yards and 33 special teams tackles.
- Set career highs with 15 receptions for 147 yards in his first season in Tampa Bay in 2008.
- Appeared in Super Bowl XLI as a member of the Chicago Bears.

### 2008 HIGHLIGHTS:

- Played in all 16 games with 10 starts in his first season with Tampa Bay.
- Set career highs with 15 receptions for 147 yards and also added one touchdown.
- Started at tight end against Atlanta (9/14) and had two receptions for a career-best 41 yards and a five-yard touchdown. Also recorded a career-long 36-yard reception against the Falcons.
- Appeared in his 100th career game at Atlanta (12/14).

### COLLEGE/PERSONAL:

- Four-year letterman at Penn State (1998-2001).
- Totaled 58 career catches for 634 yards and three touchdowns.
- Honorable mention All-Big Ten selection as a senior.
- Received the Hall Foundation Award as the Nittany Lions' outstanding senior.

- Graduated in 2001 with a degree in recreation and park management.
- Married to Rebecca, and the couple has one son, Grayson James.
- Named Associated Press first-team big school all-state and first-team all-county as a senior at Wilson (West Lawn, PA) High School.
- Caught 53 passes for 992 yards and eight touchdowns while just playing football his final two years of high school.
- Born John H. Gilmore, Jr. on September 21, 1979 in Marquette, Michigan.

For more detailed information, go to [www.Buccaneers.com/Players](http://www.Buccaneers.com/Players)

## GILMORE'S CAREER STATISTICS

		RECEIVING						
YEAR	TEAM	GP	GS	NO	YDS	AVG	LG	TD
2002	Chicago	8	4	10	130	13.0	30	0
2003	Chicago	15	1	0	0	0.0	0	0
2004	Chicago	16	1	1	11	11.0	11	0
2005	Chicago	16	0	1	1	1.0	1	1
2006	Chicago	16	3	6	38	6.3	18	2
2007	Chicago	15	1	3	14	4.7	7	0
2008	Tampa Bay	16	10	15	147	9.8	36	1
NFL Totals		102	20	36	341	9.5	36	4

		RECEIVING						
YEAR	TEAM	GP	GS	NO	YDS	AVG	LG	TD
2005	Chicago	1	0	0	0	0.0	0	0
2006	Chicago	3	0	1	3	3.0	3	0
Postseason		4	0	1	3	3.0	3	0

### SINGLE-GAME HIGHS

Receptions: 4, at Kansas City, 11/2/08  
 Receiving Yards: 41, vs. Atlanta, 9/14/08  
 Receiving TDs: 2, vs. Detroit, 9/17/06 (w/Chi.)

### ADDITIONAL STATS

Kickoff Returns: 8 for 67 yards – 3 for 25 yards (long of 11) in 2003; 1 for 5 yards in 2005; 3 for 25 yards in 2007; 1 for 12 yards in 2008  
 Special Teams Tackles: 33 – 3 in 2003; 15 in 2004; 5 in 2005; 2 in 2006; 5 in 2007; 3 in 2008

## BUCCANEERS LARGEST MARGIN OF VICTORY HOME GAMES

Margin	Score	Opponent	Date
41	41-0	vs. Chicago	9/10/00
38	48-10	vs. Atlanta	9/13/87
34	37-3	vs. Green Bay	11/22/81
34	37-3	vs. Atlanta	12/16/07
32	35-3	vs. San Francisco	11/21/04
28	41-13	vs. Minnesota	10/29/00
28	31-3	vs. Green Bay	9/13/92
28	31-3	vs. N.Y. Giants	11/18/79
27	27-0	vs. Atlanta	12/5/04
25	31-6	vs. San Francisco*	1/12/03

\* Playoff game





#### ACQUIRED BY BUCS:

- Entered the league as an undrafted free agent with the Buccaneers on April 28, 2003.

#### CAREER HIGHLIGHTS:

- Totalled five career 100-yard rushing performances, including two in 2008 (vs. Atlanta and vs. Green Bay).
- Led the team and established career highs in rushing attempts (222), rushing yards (898) and rushing touchdowns (10) for the 2007 season.
- Ranked 10th in the NFC with 898 rushing yards during the 2007 season.
- Earned USA Today All-Joe Team honors in 2007.
- Scored a touchdown for six consecutive games (11/4/07 - 12/16/07), setting the team record for consecutive games with a touchdown.
- In 2008, became the third running back in team history (also Warrick Dunn with four in 1997 and Jerry Eckwood with three in 1979) to have three runs of 40 or more yards in one season.
- Recorded his first career pass attempt on a three-yard touchdown pass to TE Alex Smith at Kansas City (11/2/08).
- Established a new career high, rushing for 124 yards against Arizona (11/4/07).
- Established new career high with 34 attempts against Arizona (11/4/07).
- Tied team record for most receptions in a single game with 13 catches at Detroit (10/21/07).
- Tied for team lead with 20 special teams tackles in 2006.

#### 2008 HIGHLIGHTS:

- Started the season's first 10 games before being placed on Injured Reserve on November 19.
- At the time of his injury, rushed for a team-high 563 yards on 132 carries (4.3 avg.) and a team-high four touchdowns and ranked fifth on the team with 23 receptions for 174 yards.

- Started at running back at Kansas City (11/2) and recorded his first career passing attempt on a three-yard touchdown pass to TE Alex Smith in the fourth quarter.

#### COLLEGE/PERSONAL:

- Played in 44 regular season games with 31 starts for Florida and also started the 2001 Sugar Bowl and 2002 Orange Bowl.
- 33 rushing touchdowns ranked third in school history while also ranking fifth with both 3,065 career rushing yards and 603 carries.
- Ninth in school history with 3,468 all-purpose yards.
- Led the 1999 squad in rushing with 654 yards, the 2001 team with 650 yards, the 2002 team with 1,085 yards and ranked second in 2000 with 683 yards.
- Second-team All-SEC in 2001.
- Majored in leisure service management.
- Florida's "Mr. Football" for class 6A schools in 1997.
- Named to prestigious Parade All-America Team and USA Today second-team All-America selection.
- Rushed for 5,710 yards over course of outstanding prep career, the fifth-top total in state history, including more than 4,000 total yards in his final two seasons.
- In 2008 launched Earnest Giving, Inc., his charitable foundation that assists disadvantaged youth through Big Brothers/Big Sisters of Southwest Florida, The Heights Foundation, Boys and Girls Club of Southwest Florida and Heights Elementary School.
- Went bowling with 30 at-risk boys and girls from the Tampa Bay NFL YET Centers at the NFL Charities Bowling Clinic during 2009 Super Bowl week.

- Signed autographs, posed for pictures and distributed stuffed animals to children at the Buccaneers Halloween Celebration at Lowry Park Zoo in October 2008.
- Along with Matt Bryant in the first ever "Random Acts of Kindness," helped pump and pay for

people's gasoline at a local Hess gas station in December 2007.

- Born Earnest Graham Jr. on January 15, 1980 in Naples, Florida.

For more detailed information, go to [www.Buccaneers.com/Players](http://www.Buccaneers.com/Players)

## GRAHAM'S CAREER STATISTICS

YEAR	TEAM	GP	GS	RUSHING				RECEIVING					
				ATT	YDS	AVG	LG	TD	NO	YDS	AVG	LG	TD
2004	Tampa Bay	9	0	13	73	5.6	13	0	0	0	-	-	0
2005	Tampa Bay	16	0	28	83	3.0	16	0	0	0	-	-	0
2006	Tampa Bay	16	0	11	59	5.4	17	0	1	4	4.0	4	0
2007	Tampa Bay	15	10	222	898	4.0	28t	10	49	324	6.6	21	0
2008	Tampa Bay	10	10	132	563	4.3	68t	4	23	174	7.6	24	0
NFL Totals		66	20	406	1,676	4.1	68t	14	73	502	6.9	24	0

YEAR	TEAM	GP	GS	RUSHING				RECEIVING					
				ATT	YDS	AVG	LG	TD	NO	YDS	AVG	LG	TD
2005	Tampa Bay	1	0	0	0	-	-	0	0	0	-	-	0
2007	Tampa Bay	1	1	18	63	3.5	11	1	4	27	6.8	14	0
Postseason		2	1	18	63	3.5	11	1	4	27	6.8	14	0

### SINGLE-GAME HIGHS

Rushes: 34, vs. Arizona, 11/4/07  
 Rushing Yards: 124, vs. Arizona, 11/4/07  
 Rushing TDs: 2, vs. St. Louis, 9/23/07  
 Receptions: 13, at Detroit, 10/21/07  
 Receiving Yards: 99, at Detroit, 10/21/07  
 Long Kickoff Return: 31, at Seattle, 9/9/07  
 Special Teams Tackles: 3, at Atlanta, 11/20/05  
 5 100-Yard Rushing Games

### ADDITIONAL STATS

Kickoff Returns: 12 for 229 – 3 for 52 yards in 2004; 4 for 74 yards in 2005; 1 for 13 yards in 2006; 4 for 90 yards in 2007  
 Special Teams Tackles: 40 – 18 in 2005; 20 in 2006; 2 in 2007.  
 Fumbles-Lost: 4-4 (0-0 in playoffs) – 0-0 in 2003, 0-0 in 2004, 1-1 in 2005 (0-0 in playoffs), 0-0 in 2006, 1-1 in 2007 (0-0 in playoffs), 2-2 in 2008  
 Completed one pass for three yards and one touchdown in 2008



## CORTEZ HANKTON

# 16

**WIDE RECEIVER**  
**HT: 6-0 WT: 200**  
**DOB: 1/20/81**  
**NFL: 6th Year**  
**ACQ: FA, 2008**  
**College: Texas Southern**

### ACQUIRED BY BUCS:

- Signed by Tampa Bay on January 11, 2008.

### ORIGINALLY ENTERED NFL:

- Entered the league with the Jaguars as an undrafted free agent on April 29, 2003.

### CAREER HIGHLIGHTS:

- Played in 46 career games with one start, all with the Jacksonville Jaguars from 2003-06.

- Career statistics include 34 receptions for 310 yards and two touchdowns.

- Made first career start at Houston (10/22/06) and caught two passes for 18 yards.

### 2008 HIGHLIGHTS:

- Suffered season-ending knee injury during pre-season contest at Houston (8/28).
- Placed on injured reserve on August 30.

**COLLEGE/PERSONAL:**

- Three-year starter at Texas Southern where he established himself as one of Division I-AA's elite wide receivers.
- Had career totals of 175 receptions for 3,400 yards and 30 touchdowns.
- Set school record with at least one touchdown catch in 10 consecutive games.
- Graduated with a degree in business management.

- Took part in the NFL's Broadcast Boot Camp this past offseason.
- Currently working towards his MBA and doctorate at Argosy University.
- Member of Kappa Alpha Psi Fraternity Inc.
- Attended St. Augustine High in New Orleans.
- His cousin, Karl Hankton was a member of the Carolina Panthers (2000-06).
- Born Cortez Hankton Jr. on January 20, 1981 in New Orleans, Louisiana.

For more detailed information, go to [www.Buccaneers.com/Players](http://www.Buccaneers.com/Players)

**HANKTON'S CAREER STATISTICS**

YEAR	TEAM	RECEIVING						RUSHING					
		GP	GS	NO	YDS	AVG	LG	TD	ATT	YDS	AVG	LG	TD
2003	Jacksonville	16	0	17	166	9.8	22	0	0	0	0	0	0
2004	Jacksonville	12	0	9	81	9.0	14t	2	0	0	0	0	0
2005	Jacksonville	6	0	3	15	5.0	8	0	0	0	0	0	0
2006	Jacksonville	12	1	5	48	9.6	15	0	0	0	0	0	0
2007	Tampa Bay	Did not play											
2008		Injured Reserve											
NFL Totals		46	1	34	310	9.1	22	2	0	0	0	0	0

**SINGLE-GAME HIGHS**

Receptions: 4, vs. Houston, 12/7/03 (w/Jax.)  
 Receiving Yards: 49, vs. Houston, 12/7/03 (w/Jax.)  
 Long Reception: 22, vs. Houston, 12/7/03 (w/Jax.)  
 Receiving TDs: 1, twice, last vs. Kansas City, 10/17/04 (w/Jax.)

**ADDITIONAL STATS**

Special Teams Tackles: 9 – 5 in 2003; 4 in 2004



**GENO HAYES**  
**54** LINEBACKER  
 HT: 6-1 WT: 226  
 DOB: 8/10/87  
 NFL: 2nd Year  
 ACQ: DB, 2008  
 College: Florida State

**ACQUIRED BY BUCS:**

- Originally entered the NFL as a sixth round selection (175th overall) of the Buccaneers in the 2008 NFL Draft.

**CAREER HIGHLIGHTS:**

- Rookie season cut short because of knee injury suffered in Week 11 vs. Minnesota. Subsequently placed on Injured Reserve on November 19, 2008.

- Scored the first touchdown of his career vs. Carolina (10/12/08), blocking a punt and returning it 22 yards for a touchdown.

**2008 HIGHLIGHTS:**

- Played in nine contests and inactive for one other (at New Orleans) before being placed on Injured Reserve on November 19 with a knee injury.
- Totaled eight tackles, one pass defended and seven special teams tackles on the season.

- At the time of his injury, ranked tied for fourth with seven special teams tackles.
- Also blocked one punt, returning it 22 yards for a touchdown against Carolina (10/12).

#### COLLEGE/PERSONAL:

- Left Florida State after his junior season to enter the NFL Draft.
- Played in 35 games with 21 starts in three seasons at Florida State.
- Collected 156 tackles with eight sacks, 29.5 stops for losses, two forced fumbles, recovered another and deflected seven passes.
- An All-ACC second team selection by The Sporting News.
- Majored in undergraduate studies.
- Spoke to students at Memorial Middle School in October 2008 and Liberty Middle School in January 2009 about the importance of physical activity and sound nutrition during the Buccaneers and American Heart Association "What Moves U" fitness rallies and promoted health and fitness at the "What Moves U" Fitness Challenge in February 2009.

- Taught football fundamentals and signed autographs for youth at the NFL Cheerleading Clinic during 2009 Super Bowl week.
- Visited with patients at All Children's Hospital during the Rookie Club's annual visit in 2008.
- Sorted and distributed food for Metropolitan Ministries' Holiday Assistance Program with Rookie Club members in November 2008.
- Attended Madison County (Greenville, FL) High School, where he was rated the third-best linebacker in the country according to Tom Lemming of ESPN.com.
- Was a four-star player by Rivals.com., as that service also rated him the nation's third-best outside linebacker and the fifth-best overall prospect in the state of Florida.
- Added second-team-All USA Today All-American honors and was a first-team choice by Parade Magazine.
- Born Eugene Antonio Hayes in Greenville, Florida, on August 10, 1987.

For more detailed information, go to [www.Buccaneers.com/Players](http://www.Buccaneers.com/Players)

### HAYES' CAREER STATISTICS

2008 Tampa Bay																			ST		
YEAR	TEAM	GP	GS	TACKLES				YDS	INTERCEPTIONS					FUMBLES			TACKLES				
				TOT	SOLO	ASST	SK		NO	YDS	LG	TD	PD	FF	FR	YDS	T	S	A		
2008	Tampa Bay	9	0	8	7	1	0.0	0.0	0	0	0	0	1	0	0	0	7	7	0		
NFL Totals		9	0	8	7	1	0.0	0.0	0	0	0	0	1	0	0	0	7	7	0		

#### SINGLE-GAME HIGHS

Tackles: 4, vs. Atlanta, 9/14/08

Passes Defensed: 1, vs. Carolina, 11/23/08

#### ADDITIONAL STATS

Blocked Punt: 1 in 2008

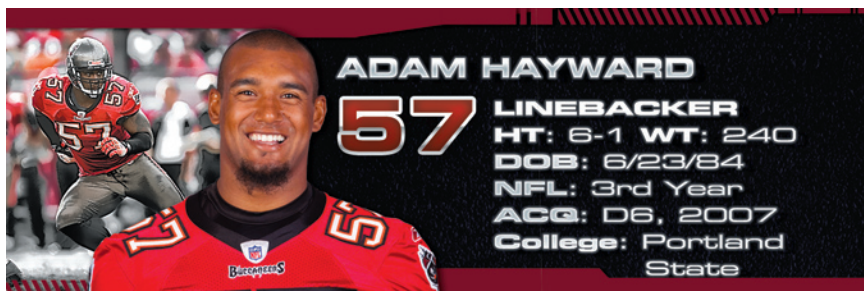
Career Touchdowns: 1

22-yd. blocked punt return vs. Carolina, 10/12/08

### 2008 NFL MOST POINTS OFF TURNOVERS

Rank	Team	Points off Turnovers
1.	Green Bay	124
2.	Baltimore	123
3.	San Diego	115
3.	Philadelphia	115
5.	N.Y. Jets	112
6.	Tampa Bay	108





#### ACQUIRED BY BUCS:

- Originally entered the NFL as a sixth-round pick (182nd overall) by the Buccaneers in the 2007 NFL Draft.

#### CAREER HIGHLIGHTS:

- Appeared in 28 career games and one playoff contest.
- Career numbers include 11 defensive tackles and 23 special teams tackles.
- Ranked tied for fourth on the team with 12 special teams tackles in 2008.

#### 2008 HIGHLIGHTS:

- Appeared in all 16 contests, registering five tackles on defense and 12 special teams tackles to rank tied for fourth on the team.
- Led team with two special teams tackles vs. San Diego (12/21).

#### COLLEGE/PERSONAL:

- Played in 22 games with 11 starts for Portland State, earning All-American and unanimous All-Big Sky Conference honors for his performance at strongside linebacker.
- Totaled 123 tackles, 11 sacks and 19 tackles for losses and seven passes defended while forcing four fumbles and recovering another with the Vikings.
- As a senior, was named the league's Defensive Player of the Year.
- Transferred to Portland State from Colorado State where he appeared in one game in 2004.

- Majored in business administration.
- Traveled to Bahrain, the Persian Gulf, Spain and Italy to greet and visit with U.S. Naval troops stationed overseas in January-February 2009.
- Participated in the second annual Buccaneers Day of Giving, surprising 30 needy families with holiday gifts, tickets, and a shopping spree in December 2008.
- As a member of the 2007 Buccaneers Rookie Club, joined underprivileged children on a bowling outing, coached local youth at the Rookie Club Football Camp, took a trip to DisneyQuest with children from the Boys & Girls Club, visited patients at All Children's Hospital and sang Christmas carols for residents at Westminster Palms Nursing Home in St. Petersburg.
- Honored staff and veterans hospitalized at the James A. Haley Veterans Hospital during the Buccaneers Veterans Day Ice Cream Social in November 2007.
- Attended Marina High School (Westminster, CA).
- Earned all-region honors from PrepStar and was a two-time all-league choice.
- Posted 90 tackles, including 10 stops for losses, six sacks, five forced fumbles, three fumble recoveries and two interceptions as a senior.
- Born Adam Hayward on June 23, 1984 in Long Beach, California.

For more detailed information, go to [www.Buccaneers.com/Players](http://www.Buccaneers.com/Players)

#### SINGLE-GAME HIGHS

Tackles: 4, twice, last at Denver, 10/5/08

Special Teams Tackles: 2, four times, last vs. Carolina, 12/30/07

## HAYWARD'S CAREER STATISTICS

YEAR	TEAM	GP	GS	TACKLES				YDS	INTERCEPTIONS					FUMBLES			ST TACKLES		
				TOT	SOLO	ASST	SK		NO	YDS	LG	TD	PD	FF	FR	YDS	T	S	A
2007	Tampa Bay	12	0	6	4	2	0.0	0.0	0	0	0	0	0	0	0	0	11	8	3
2008	Tampa Bay	16	0	5	4	1	0.0	0.0	0	0	0	0	0	0	0	0	12	8	4
NFL Totals		28	0	11	8	3	0.0	0.0	0	0	0	0	0	0	0	0	23	16	7
PLAYOFFS																			
YEAR	TEAM	GP	GS	TACKLES				YDS	INTERCEPTIONS					FUMBLES			ST TACKLES		
				TOT	SOLO	ASST	SK		NO	YDS	LG	TD	PD	FF	FR	YDS	T	S	A
2007	Tampa Bay	1	0	0	0	0	0.0	0.0	0	0	0	0	0	0	0	0	1	1	0
Postseason		1	0	0	0	0	0.0	0.0	0	0	0	0	0	0	0	0	1	1	0



**CHRIS HOVAN**  
**95** DEFENSIVE TACKLE  
 HT: 6-2 WT: 296  
 DOB: 5/12/78  
 NFL: 10th Year  
 ACQ: FA, 2005  
 College: Boston College

## ACQUIRED BY BUCS:

- Signed as a free agent with the Buccaneers on April 1, 2005.

## ORIGINALLY ENTERED NFL:

- Entered the league as a first-round draft choice (25th overall) of the Vikings in the 2000 NFL Draft.

## CAREER HIGHLIGHTS:

- Has started 63-of-64 games for the Buccaneers since joining the team in 2005.
- Led all Buccaneers defensive linemen in tackles in 2005, 2006 and 2008, and ranked second on the line in 2007 with a career-high 95 tackles.
- Helped the Buccaneers finish first in overall defense (277.8 ypg), sixth in run defense (94.7 ypg), sixth in pass defense (183.1 ypg) and eighth in points allowed (15.4 ppg) in his first season with Tampa Bay in 2005.
- Named to Sports Illustrated All-Pro Team by Dr. Z and an Associated Press Second-Team All-Pro honoree in 2002.
- Named to Howie Long's Tough Guys team in 2002.
- A consensus All-Rookie pick in 2000.
- Started 69 consecutive games for the Minnesota Vikings, a streak that was snapped vs. Detroit (11/21/04).

## 2008 HIGHLIGHTS:

- Led defensive linemen and ranked tied for seventh on the team with 69 tackles.
- Four TFLs ranked tied for third on the team.
- Named a defensive team captain.
- Led defensive linemen with seven tackles, including one TFL, in season opener at New Orleans (9/7).
- Finished contest vs. Minnesota (11/16) with three tackles, including one sack of QB Gus Frerotte.

## COLLEGE/PERSONAL:

- Named All-American by the American Football Coaches Association following senior season.
- First player in Boston College history to be named All-Big East three times.
- Started 43 of the 45 games he played in college, including the final 33 over his last three seasons.
- Finished college career with 20.5 sacks and 43 tackles for loss.
- Married to Jaimi, and the couple has one son, Christopher James, and twin daughters, Caylynn Sylvia and Cecelia Rose.
- Visited Jesuit High School in Tampa to speak to students on the significance of education in

his personal and professional development in April 2009.

- Along with the defensive line, helped host a holiday party for kids and families at the Children's Cancer Center in December 2008.
- Participated in the Pediatric Cancer Foundation's Fashion for the Cure Fashion Show in 2008 and 2009.
- During the 2007 offseason, participated in the NFL Business Management and Entrepreneurial Program at the Kellogg School of Business at Northwestern.
- During 2006 training camp, fulfilled the dream of a six-year-old boy, Navaree Wheeler, by having Wheeler as his special guest for the day

and proving Wheeler and his mother tickets to a Buccaneers game through the help of Dreams Come True. Wheeler underwent a liver transplant when he was 11 months old.

- Sponsors a ticket program at all home games named, Hovan's Heroes, in support of the Florida Hemophilia Association.
- Honorable Mention All-American by USA Today at St. Ignatius (Cleveland, Ohio) High School while being named All-City and All-State by Cleveland Plain Dealer.
- Posted school-record 28 sacks during his career.
- Born Chris Hovan on May 12, 1978 in Cleveland, Ohio.

For more detailed information, go to [www.Buccaneers.com/Players](http://www.Buccaneers.com/Players)

## HOVAN'S CAREER STATISTICS

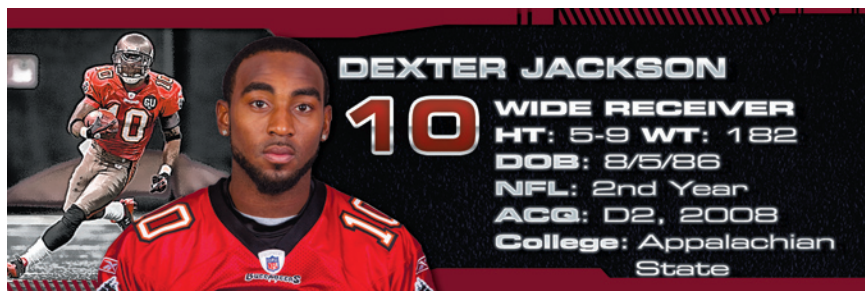
YEAR	TEAM	GP	GS	TACKLES				Sk	Yds	INTERCEPTIONS				PD	FUMBLES		
				Tot	Solo	Asst				No	Yds	Lg	TD		FF	FR	Yds
2000	Minnesota	16	13	54	28	26	2.0	15.0	0	0	0	0	1	0	0	0	0
2001	Minnesota	16	16	55	31	24	6.0	40.5	0	0	0	0	0	2	1	0	0
2002	Minnesota	16	16	73	41	32	5.5	54.0	0	0	0	0	4	0	2	0	0
2003	Minnesota	16	16	38	27	11	2.0	10.5	0	0	0	0	4	0	0	0	0
2004	Minnesota	13	9	23	14	9	1.5	7.0	0	0	0	0	1	0	1	0	0
2005	Tampa Bay	16	16	64	28	36	0.0	0.0	0	0	0	0	1	0	2	0	0
2006	Tampa Bay	16	16	78	40	38	2.0	20.0	0	0	0	0	0	1	0	0	0
2007	Tampa Bay	16	16	95	78	17	1.5	8.0	0	0	0	0	2	0	1	0	0
2008	Tampa Bay	15	15	69	43	26	1.0	6.0	0	0	0	0	1	0	0	0	0
NFL Totals		140	133	549	330	219	21.5	161.0	0	0	0	0	14	3	7	0	0
YEAR	TEAM	GP	GS	TACKLES				Sk	Yds	INTERCEPTIONS				PD	FUMBLES		
				Tot	Solo	Asst				No	Yds	Lg	TD		FF	FR	Yds
2000	Minnesota	2	2	7	3	4	0.0	0.0	0	0	0	0	0	0	0	0	0
2004	Minnesota	0	0	0	0	0	0.0	0.0	0	0	0	0	0	0	0	0	0
2005	Tampa Bay	1	1	2	0	2	0.0	0.0	0	0	0	0	0	0	0	0	0
2007	Tampa Bay	1	1	8	8	0	0.0	0.0	0	0	0	0	0	0	0	0	0
Postseason		4	4	17	11	6	0.0	0.0	0	0	0	0	0	0	0	0	0

### SINGLE-GAME HIGHS

Tackles: 10, vs. Jacksonville, 10/28/07

Sacks: 2.5, vs. Detroit, 10/14/01 (w/Minnesota)

Passes Defensed: 2, three times, last vs. Miami, 12/21/02 (w/Minnesota)

**ACQUIRED BY BUCS:**

- Entered the NFL as a second-round selection (58th overall) by Tampa Bay in the 2008 NFL Draft.

**CAREER HIGHLIGHTS:**

- Played in seven games as a rookie.
- Has 20 punt returns for 97 yards and 14 kickoff returns for 327 yards.

**2008 HIGHLIGHTS:**

- Played in seven games (at New Orleans, vs. Atlanta, at Chicago, vs. Green Bay, at Denver, vs. Carolina and vs. Seattle) and had 20 punt returns for 97 yards and 14 kickoff returns for 327 yards.
- Had five punt returns for 29 yards and three kickoff returns for 84 yards in NFL debut at New Orleans (9/7).
- Had three kickoff returns for 100 yards, including a career-high 45-yard return vs. Green Bay (9/28). Had one punt return for a career-high 19 yards.

**COLLEGE/PERSONAL:**

- Played in 55 career games with 25 starts at Appalachian State.

For more detailed information, go to [www.Buccaneers.com/Players](http://www.Buccaneers.com/Players)

- Helped school to three consecutive NCAA Division-I Football Championship Subdivision titles (2005-07).
- Graced the cover of Sports Illustrated on September 10, 2007 after recording three receptions for 92 yards, including touchdown catches of 68 and 20 yards, in Appalachian State's upset victory at Michigan.
- Ranks seventh in Appalachian State history with 110 career receptions for 1,846 yards (fifth in school history) and 17 touchdowns (fourth in school history).
- Majored in criminal justice.
- Son of Milton Jackson and Marlena Costa.
- Attended Dunwoody (Georgia) High School.
- Had 30 receptions for 520 yards, including two for touchdowns as a senior and also returned two kickoffs, as well as one punt for touchdowns.
- Born Dexter Myles Jackson on August 5, 1986 in Decatur, Georgia.

**D. JACKSON'S CAREER STATISTICS**

YEAR	TEAM	RECEIVING						RUSHING					
		GP	GS	NO	YDS	AVG	LG	TD	ATT	YDS	AVG	LG	TD
2008	Tampa Bay	7	0	0	0	-	-	0	0	0	-	-	0
NFL Totals		7	0	0	0	-	-	0	0	0	-	-	0

YEAR	TEAM	KICKOFF RETURNS					PUNT RETURNS				
		NO	YDS	AVG	LG	TD	NO	FC	YDS	AVG	LG
2008	Tampa Bay	14	327	23.4	45	0	20	0	97	4.9	19
Totals		14	327	23.4	45	0	20	0	97	4.9	19

**SINGLE-GAME HIGHS**

Kickoff Returns: 3, three times, last vs. Green Bay, 9/28/08  
 Kickoff Return Yards: 100, vs. Green Bay, 9/28/08  
 Long Kickoff Return: 45, vs. Green Bay, 9/28/08  
 Punt Returns: 5, at New Orleans, 9/7/08  
 Punt Return Yards: 29, at New Orleans, 9/7/08  
 Long Punt Return: 19, vs. Green Bay, 9/28/08

**ADDITIONAL STATS**

Fumbles-lost: 1-0 – 1-0 in 2008





#### ACQUIRED BY BUCS:

- Entered the NFL as a fourth-round pick (106th overall) of the Buccaneers in the 2007 NFL Draft.

#### CAREER HIGHLIGHTS:

- Only defensive player in team history to start 32 consecutive games to begin his career.
- Became the first Buccaneers rookie to start on defense on opening day since DE Regan Upshaw in 1996 when he started at Seattle (9/9/07).
- Ranked fourth on the team with 102 tackles in 2008 and ranked third on the team with 18 special teams tackles.
- Recorded a statistic in every defensive category in 2008.
- Part of a Buccaneers defense that finished the season as the second-ranked unit in the NFL in total defense and first against the pass in 2007.
- Ranked second on the team with 12 passes defended in 2007 and ranked tied for third on the team with two interceptions.
- Recorded first career interception at Indianapolis (10/7/07).
- Transitioned from cornerback to safety in his first season in the NFL.

#### 2008 HIGHLIGHTS:

- Started all 16 contests on the season for the second consecutive year.
- Part of a defense that finished the season as ninth ranked unit in the NFL in total defense and as the fourth ranked unit in pass defense.
- Ranked fourth on the team with 102 tackles.
- Ranked third on the team with 18 special teams tackles.
- Tied for sixth on the team with seven passes defended.

- Recorded a statistic in every defensive category on the season.
- Recorded first career sack at Atlanta (12/14).

#### COLLEGE/PERSONAL:

- Earned All-Big East Conference second-team honors as a senior at cornerback.
- Played in 45 games with 34 starts for Syracuse throughout his collegiate career. Totaled 165 tackles, 2.5 sacks, 8.5 tackles for losses, five interceptions and 14 passes defended.
- Majored in communications and rhetorical studies.
- Provides home game tickets to children from Metropolitan Ministries through T. Jackson's Tacklers, his game day ticket program.
- Visited Metropolitan Ministries to greet children and sort food for the Holiday Assistance Program in November 2008.
- Visited DisneyQuest with children from the Pine Hills Branch of the Boys & Girls Club of Central Florida and the Buccaneers Rookie Club in June 2007.
- Hosted a football camp for 60 children from the Boys & Girls Clubs of Tampa Bay and MacDill Air Force Base with the Buccaneers Rookie Club in June 2007.
- Attended Bullis School (Potomac, MD) and set a school record with 19 interceptions over his career.
- Also made 252 tackles while gaining 3,121 yards rushing and 1,007 receiving yards. Totaled 39 touchdowns.
- Two-time first-team All-State selection.
- Born Tanard Ricardo Jackson on July 21, 1985 in Silver Spring, Maryland.

For more detailed information, go to [www.Buccaneers.com/Players](http://www.Buccaneers.com/Players)

T. JACKSON'S CAREER STATISTICS

YEAR	TEAM	GP	GS	TACKLES				YDS	INTERCEPTIONS					FUMBLES			ST TACKLES		
				TOT	SOLO	ASST	SK		NO	YDS	LG	TD	PD	FF	FR	YDS	T	S	A
2007	Tampa Bay	16	16	78	51	27	0.0	0.0	2	26	26	0	12	1	2	16	11	8	3
2008	Tampa Bay	16	16	102	68	34	1.0	8.0	1	25	25	0	7	2	1	0	18	16	2
NFL Totals		32	32	180	119	61	1	8	3	51	26	0	19	3	3	16	29	24	5
PLAYOFFS																			
YEAR	TEAM	GP	GS	TACKLES				YDS	INTERCEPTIONS					FUMBLES			ST TACKLES		
				TOT	SOLO	ASST	SK		NO	YDS	LG	TD	PD	FF	FR	YDS	T	S	A
2007	Tampa Bay	1	1	2	1	1	0.0	0.0	0	0	0	0	1	0	0	0	0	0	0
Postseason		1	1	2	1	1	0.0	0.0	0	0	0	0	1	0	0	0	0	0	0
SINGLE-GAME HIGHS																			
Tackles: 12, vs. St. Louis, 9/23/07																			
Interceptions: 1, three times, last vs. Carolina, 10/12/08																			
Sacks: 1, at Atlanta, 12/14/08																			
Passes Defended: 5, vs. Arizona, 11/4/07																			
Forced Fumbles: 1, three times, last at Atlanta, 12/14/08																			
Fumble Recoveries: 2, vs. Washington, 11/25/07																			
Special Teams Tackles: 4, at Detroit, 11/23/08																			



**JOSH JOHNSON**  
**11**

**QUARTERBACK**  
**HT: 6-3 WT: 205**  
**DOB: 5/15/86**  
**NFL: 2nd Year**  
**ACQ: D5, 2008**  
**College: San Diego**

ACQUIRED BY BUCS:

- Originally entered the league as a fifth-round selection (160th overall) by Tampa Bay in the 2008 NFL Draft.

CAREER HIGHLIGHTS:

- Inactive for all 16 contests his rookie season in 2008.

2008 HIGHLIGHTS:

- Declared inactive for all 16 games.

COLLEGE/PERSONAL:

- One of the most prolific passers in NCAA FCS history.
- Named Offensive MVP of 2008 East-West Shrine Game.
- Unanimous pick for the First-Team Sports Network Mid-Major All-America squad.
- Owns NCAA FCS record for passing efficiency (176.68 rating), playing in 41 games with 34 starts for the Toreros.

- Owns all four career USD passing records for touchdown passes (113), completions (724), attempts (1,065) and passing yards (9,699).
- Additionally, rushed for 1,864 and 19 touchdowns.
- Finished career with 11,563 yards of total offense.
- Majored in communication studies.
- Spoke to students at Memorial Middle School in October 2008 and Stewart Middle School in January 2009 about the importance of physical activity and sound nutrition during the Buccaneers and American Heart Association "What Moves U" fitness rallies and promoted health and fitness at the "What Moves U" Fitness Challenge in February 2009.
- Participated in the second-annual Buccaneers Day of Giving, surprising 30 needy families with holiday gifts, tickets, and a shopping spree in December 2008.

- Sorted and distributed food for Metropolitan Ministries' Holiday Assistance Program with Rookie Club members in November 2008.
- Hosted underprivileged children at the exclusive Rookie Club screening of "The Express" in September 2008.
- Coached football drills and fundamentals to local Pop Warner participants during the second annual Rookie Club Football Camp in June 2008.
- Prepped at Oakland Tech High School where he threw for 1,900 yards and 22 touchdowns with just two interceptions his senior season, leading his team to the Oakland Athletic League Championship.
- Earned First Team All-City, Oakland Chamber of Commerce Prep of the Month and Most Improved Player honors.
- Born Josh Johnson on May 15, 1986 in Oakland, California.

For more detailed information, go to [www.Buccaneers.com/Players](http://www.Buccaneers.com/Players)

## JOHNSON'S CAREER STATISTICS

YEAR	TEAM	PASSING						YDS							
		GP	GS	ATT	CMP	PCT	YDS	YDS/ATT	TD	INT	LG	SK	LST	RATING	
2008	Tampa Bay	0	0	0	0	0.0	0	0	0	0	-	0	0	-	
NFL Totals		0	0	0	0	0.0	0	0	0	0	-	0	0	-	



**DAVIN JOSEPH**

**75** **GUARD**

**HT: 6-3 WT: 313**

**DOB: 11/22/83**

**NFL: 4th Year**

**ACQ: D1, 2006**

**College: Oklahoma**



### ACQUIRED BY BUCS:

- Originally entered the league as a first-round selection (23rd overall) of the Buccaneers in the 2006 NFL Draft.

### CAREER HIGHLIGHTS:

- Selected to the 2009 AFC-NFC Pro Bowl.
- Made a relatively smooth and rapid transition from college level to professional ranks, winning starting right guard job during preseason of rookie year.
- Has played in 41 games with 40 starts and played in one playoff game with one start.
- Helped lead the offense to 5,456 total yards, the highest single-season total in franchise history in 2008.
- Helped lead the offense to 361 points, the second-highest single-season total in team history (388 points in 2000) in 2008.

- Part of a Buccaneers offense that averaged 4.17 yards per rush in 2007 to rank second in team history.
- Along with T Jeremy Trueblood, ranked tied for third among most games started by rookie offensive line tandems in the NFL in 2006.

### 2008 HIGHLIGHTS:

- Selected to his first career Pro Bowl.
- Played in 12 games with 12 starts at right guard.
- Helped lead the offense to 5,456 total yards, the highest single-season total in franchise history.
- Helped lead the offense to 361 points, the second-highest single-season total in team history (388 points in 2000).
- Started at right guard vs. Carolina (10/12) and helped the offense rush for 142 yards and not allow a sack for the third time in four weeks.

- Started at right guard vs. New Orleans (11/30) and helped the team rush for 149 yards, the third-highest rushing total of the season.
- Started at right guard vs. Oakland (12/28) and helped the offense rush for over 100 yards for the 10th time on the season.

#### COLLEGE/PERSONAL:

- Followed former Sooner DE Lee Roy Selmon in 1976 as the second player from Oklahoma University to be selected in the first round by the Buccaneers.
- Played in 50 games with 40 starts at both guard and tackle.
- Consensus First-Team All-Big 12 as a senior.
- Named Second-Team Academic All-Big 12.
- Majored in sociology.
- With teammate Jeremy Trueblood, initiated "Turkey Time with the O-Line", a Thanksgiving program sponsored by the offensive line which provided 400 meals in 2007 and 600 meals in 2008 for local needy families.
- Distributed toys to pediatric patients at the Shriners Hospital for Children-Tampa's annual Holiday of Hope Party in 2007.
- Purchased 75 Thanksgiving meals, to match his number, for needy families in his hometown of Hallandale, FL in 2007 and 2008.
- Provides charitable groups with tickets to Bucs' home games through Davin's Dream Team, a gameday ticket program.
- Attended Hallandale High School (FL) where he was a four-year starter and named All-State.
- Broward County Defensive Player of the Year as a senior.
- Ranked eighth among the nation's high school heavyweight wrestlers as the 2A state wrestling champion in Florida.
- Born Davin Joseph on November 22, 1983 in Hallandale, Florida.

For more detailed information, go to [www.Buccaneers.com/Players](http://www.Buccaneers.com/Players)

### JOSEPH'S CAREER STATISTICS

Games/Starts: TB: 2006: 13/12; 2007: 16/16 (P:1/1); 2008: 12/12  
Career Totals: 41/40 (P: 1/1)

P=Playoffs



**NIKO KOUTOUIDES**  
**53** LINEBACKER  
HT: 6-2 WT: 238  
DOB: 3/25/81  
NFL: 6th Year  
ACQ: FA, 2009  
College: Purdue

#### ACQUIRED BY BUCS:

- Signed as a free agent by Tampa Bay on March 2, 2009.

#### ORIGINALLY ENTERED NFL:

- Selected by Seattle in the fourth round (116th overall) of the 2004 NFL Draft.

#### CAREER HIGHLIGHTS:

- Spent the 2008 season with Denver after playing for Seattle in his first four years in the league from 2004-07.
- Including postseason, has recorded 23 contests with multiple stops on special teams during his NFL career.
- His 60 special teams tackles during his first four years with Seattle ranked seventh in the NFL.
- Helped the Seahawks join Indianapolis and New England as one of three clubs in the NFL to win their division in each of the four years from 2004-07 and was a key member of Seattle's 2005 squad that played in Super Bowl XL.



- Tied for fourth in the NFL with a career-high 20 special-teams tackles in 15 games played for Seattle in 2007.
- Led Seattle with 16 special teams tackles as a rookie in 2004.

#### 2008 HIGHLIGHTS:

- Played in 14 games in only season with Denver.
- Tied for third on the club with nine special teams tackles.
- Posted three games with two or more special teams stops.

#### COLLEGE/PERSONAL:

- Totaled 296 tackles and 17 passes defended in 50 career games (32 starts) at Purdue University.
- Earned first-team All-Big Ten Conference honors as a senior.

- Majored in organizational leadership and supervision.
- Attended Milford Academy (Milford, CT) for a post-graduate season after graduating from Plainville High School in Plainville, Connecticut.
- Led Milford Academy in sacks and placed second on the team in tackles.
- Earned honorable mention all-state and all-conference honors at Plainville High School, where he was the team captain and was selected as its most valuable player.
- Born Niko Koutouvides (NEE-koh KOO-tah-VEE-dees) on March 25, 1981 in New Britain, Connecticut.

For more detailed information, go to [www.Buccaneers.com/Players](http://www.Buccaneers.com/Players)

### KOUTOUIDES' CAREER STATISTICS

YEAR	TEAM	TACKLES							INTERCEPTIONS					FUMBLES			ST TACKLES		
		GP	GS	TOT	SOLO	ASST	SK	YDS	NO	YDS	LG	TD	PD	FF	FR	YDS	T	S	A
2004	Seattle	16	2	46	38	8	1.0	1.0	0	0	0	0	0	0	0	0	16	-	-
2005	Seattle	12	0	2	1	1	0.0	0.0	0	0	0	0	0	0	0	0	10	-	-
2006	Seattle	16	0	0	0	0	0.0	0.0	0	0	0	0	0	0	0	0	14	-	-
2007	Seattle	15	0	4	2	2	0.0	0.0	0	0	0	0	1	0	0	0	20	-	-
2008	Denver	14	0	2	1	1	0.0	0.0	0	0	0	0	0	0	0	0	9	-	-
NFL Totals		73	2	54	42	12	1.0	1.0	0	0	0	0	1	0	0	0	69	-	-

#### PLAYOFFS

YEAR	TEAM	TACKLES							INTERCEPTIONS					FUMBLES			ST TACKLES		
		GP	GS	TOT	SOLO	ASST	SK	YDS	NO	YDS	LG	TD	PD	FF	FR	YDS	T	S	A
2004	Seattle	1	1	5	3	2	0.0	0.0	0	0	0	0	0	0	0	0	0	-	-
2005	Seattle	3	0	0	0	0	0.0	0.0	0	0	0	0	0	0	0	0	7	-	-
2006	Seattle	2	0	0	0	0	0.0	0.0	0	0	0	0	0	0	0	0	1	-	-
2007	Seattle	2	0	0	0	0	0.0	0.0	0	0	0	0	0	0	0	0	0	-	-
Postseason		8	1	5	3	2	0.0	0.0	0	0	0	0	0	0	0	0	8	-	-

#### SINGLE-GAME HIGHS

Tackles: 9, at N.Y. Jets, 12/19/04 (w/Seattle)  
 Sacks: 1, vs. Miami, 11/21/04 (w/Seattle)  
 Special Teams Tackles: 3, several times, last at N.Y. Jets, 11/30/08 (w/Denver)

#### ADDITIONAL STATS

Special Teams Forced Fumble: 1 – 1 in 2007



**JAMES LEE**  
**77** **TACKLE**  
**HT: 6-4 WT: 305**  
**DOB: 8/17/85**  
**NFL: 2nd Year**  
**ACQ: W(CLE), 2008**  
**College: South Carolina State**

**ACQUIRED BY BUCS:**

- Claimed off of waivers by Buccaneers on September 1, 2008.

**ORIGINALLY ENTERED NFL:**

- Signed by the Browns as an undrafted rookie free agent on May 1, 2008.

**CAREER HIGHLIGHTS:**

- Played in one career game with Tampa Bay in 2008.
- Released by the Cleveland Browns on August 30, 2008.

**2008 HIGHLIGHTS:**

- Made NFL debut at Atlanta (12/14).

**COLLEGE/PERSONAL:**

- Started 31 of 33 games while at South Carolina State after transferring from Georgia.

- Recorded 181 knockdown blocks and had 19 TD-resulting blocks during his career.
- As a senior, garnered Associated Press All-America third team honors and was an honorable mention choice to the Football Championship Subdivision (FCS) All-America squad.
- Started at left guard two seasons before moving to right tackle as a senior.
- Graduated in December of 2007 with his degree in family and consumer science.
- Attended Glades Central (FL) High School.
- Born James Lee on August 17, 1985 in Belle Glade, Florida.

For more detailed information, go to [www.Buccaneers.com/Players](http://www.Buccaneers.com/Players)

**LEE'S CAREER STATISTICS**

Games/Starts: TB: 2008: 1/0  
 Career Totals: 1/0

P=Playoffs

**YOUNGEST STARTING OFFENSIVE LINES IN 2008**  
**WEEK 17**

Rank	Team	Years	Days
1.	Miami	25	123
2.	Tampa Bay	25	242
3.	Carolina	25	294
4.	Seattle	26	36
5.	Houston	26	76



#### ACQUIRED BY BUCS:

- Signed by Tampa Bay on April 13, 2009.

#### ORIGINALLY ENTERED NFL:

- Originally drafted by the Jacksonville Jaguars in the first round (seventh overall) of the 2003 NFL Draft.

#### CAREER HIGHLIGHTS:

- Spent his first four seasons with Jacksonville (2003-06), one season with Atlanta (2007) and one season with Pittsburgh (2008).
- Has a 24-22 record as a starter.
- Has thrown for 300 yards in four career games, including a career-high 357 yards at San Diego (10/10/04).
- Has produced 14 100-plus rating games and 13 games with multiple touchdown passes.
- Ranked second in Jaguars' history for touchdowns (51), passing yards (9,042), completions (789), attempts (1,344), completion percentage (59.0) and passer rating (80.5).
- Was the ninth quarterback to start a game in Jacksonville history and ranked second in victories behind Mark Brunell (63).
- Set career-best numbers in 2005 with 15 touchdowns against only five interceptions for an 89.3 passer rating.
- Finished his rookie season with 2,819 passing yards, then the fourth-highest total for a rookie quarterback in NFL history behind Peyton Manning (3,739), Chris Weinke (2,931) and Rick Mirer (2,833).

#### 2008 HIGHLIGHTS:

- Played in five games for Pittsburgh and also saw action in one postseason contest.
- Completed 21-of-36 pass attempts for 303 yards and two touchdowns. Also rushed four times for seven yards and one touchdown.

- Made his Steelers debut vs. Houston (9/7) and played in his 50th career game when he relieved Ben Roethlisberger in the fourth quarter.
- Played the final series at Philadelphia (9/21) in place of Roethlisberger, who left with a hand injury, and completed 4-of-7 passes for 60 yards and a passer rating of 85.4.
- Completed 3-of-3 passes for 34 yards and one touchdown vs. Cincinnati (10/19).
- Relieved Roethlisberger at the beginning of the second half at Washington (11/3) and finished 7-of-10 for 129 yards with one touchdown.
- Finished 7-for-12 for 80 yards and an eight-yard rushing touchdown vs. Cleveland (12/28).
- Dressed but did not play as Roethlisberger's backup in both AFC Championship Game vs. Baltimore (1/18) and Super Bowl XLIII vs. Arizona (2/1).

#### COLLEGE/PERSONAL:

- Three-year starter who completed 939-of-1,442 passes (65.1 pct.) for 11,903 yards with 89 touchdowns and 28 interceptions.
- Inducted into the Marshall University Hall of Fame in 2007.
- Finished sixth in voting for the 2002 Heisman Trophy and was first-team All-MAC that season while becoming the first repeat winner of the conference's Offensive Player of the Year in a decade.
- Graduated with a degree in business.
- Attended H.D. Woodson High in Washington, D.C. where he lettered in football, basketball and baseball.
- Named All-Metro, George Michael's Golden 11 and Offensive Player of the Year as a senior.
- Born Byron Antron Leftwich on January 14, 1980 in Washington, D.C.

For more detailed information, go to [www.Buccaneers.com/Players](http://www.Buccaneers.com/Players)

## LEFTWICH'S CAREER STATISTICS

YEAR	TEAM	PASSING						YDS					
		GP	GS	ATT	CMP	PCT	YDS	YDS/ATT	TD	INT	LG	SK	RATING
2003	Jacksonville	15	13	418	239	57.2	2,819	6.7	14	16	84t	19	73.0
2004	Jacksonville	14	14	441	267	60.5	2,941	6.7	15	10	65	25	82.2
2005	Jacksonville	11	11	302	175	57.9	2,123	7.0	15	5	45t	23	89.3
2006	Jacksonville	6	6	183	108	59.0	1,159	6.3	7	5	51t	9	79.0
2007	Atlanta	3	2	58	32	55.2	279	4.8	1	2	23	6	59.5
2008	Pittsburgh	5	0	36	21	58.3	303	8.4	2	0	50	3	104.3

**NFL Totals** 54 46 1,438 842 58.6 9,624 6.7 54 38 84t 85 418 80.3

**Career record as starter:** 24-22 (.522); 5-8 (.385) in 2003, 8-6 (.571) in 2004, 8-3 (.727) in 2005, 3-3 (.500) in 2006, 0-2 (.000) in 2007 and 0-0 (.000) in 2008.

YEAR	TEAM	PASSING						YDS					
		GP	GS	ATT	CMP	PCT	YDS	YDS/ATT	TD	INT	LG	SK	RATING
2005	Jacksonville	1	1	31	18	58.1	179	5.8	0	1	24	4	61.1
2008	Pittsburgh	1	0	1	0	0.0	0	0.0	0	0	0	0	39.6
<b>Postseason</b>		2	1	32	18	56.3	179	5.6	0	1	24	4	59.2

**Career postseason record as starter:** 0-1 (.000); 0-1 (.000) in 2005.

## RUSHING

YEAR	TEAM	ATT	YDS	AVG	LG	TD
2003	Jacksonville	25	108	4.3	18	2
2004	Jacksonville	39	148	3.8	17	2
2005	Jacksonville	31	67	2.2	9	2
2006	Jacksonville	25	41	1.6	7	2
2007	Atlanta	6	7	1.2	7	0
2008	Pittsburgh	4	7	1.8	8t	1
<b>Totals</b>		130	378	2.9	18	9
<b>Postseason</b>		7	24	3.4	18	0

## ADDITIONAL STATS

**Fumbles-Lost:** 32-12 – 11-6 in 2003, 5-1 in 2004, 8-3 in 2005, 2-0 in 2006, 6-2 in 2007 and 0-0 in 2008.

**300-Yard Passing Games:** 4 – 2003 (1), 2004 (3)  
**Receptions:** 1 for -7 yards in 2004

## SINGLE-GAME HIGHS

**Pass Attempts:** 54, at San Diego, 10/10/04 (w/Jacksonville)  
**Pass Completions:** 36, at San Diego, 10/10/04 (w/Jacksonville)  
**Passing Yards:** 357, at San Diego, 10/10/04 (w/Jacksonville)  
**Touchdowns:** 3, twice, last at Washington, 10/1/06 (w/Jacksonville)  
**Quarterback Rating:** 154.2, vs. Buffalo, 9/14/03 (w/Jacksonville)  
**Long Pass:** 84t, at Houston, 9/28/03 (w/Jacksonville)

## LEFTWICH'S GAME-BY-GAME STATISTICS

## 2003

JACKSONVILLE		PASSING						SACK
		ATT	COMP	YDS	TD	INT	LG	
Sept. 7	@Carolina			Did Not Play				
Sept. 14	Buffalo	8	7	92	1	0	29	0-0
Sept. 21	@Indianapolis	5	4	32	1	0	14	0-0
Sept. 28*	@Houston	36	17	231	1	3	84t	0-0
Oct. 5*	San Diego	28	19	336	2	0	60t	3-23
Oct. 12*	Miami	42	24	256	0	3	31	4-12
Oct. 26*	Tennessee	27	15	158	1	2	49t	2-5
Nov. 2*	@Baltimore	34	22	208	1	1	27	4-22
Nov. 9	Indianapolis	22	12	179	1	0	43t	0-0
Nov. 16*	@Tennessee	31	15	151	0	2	25	1-6
Nov. 23*	@N.Y. Jets	33	17	172	0	1	22	1-0
Nov. 30*	Tampa Bay	34	20	224	2	0	48t	0-0
Dec. 7*	Houston	29	18	194	1	0	32t	1-12
Dec. 14*	@New England	40	21	228	1	2	67	1-6
Dec. 21*	New Orleans	17	9	131	1	2	30	1-0
Dec. 28*	@Atlanta	32	19	167	1	0	16	1-4
<b>TOTALS</b>		418	239	2,759	14	16	84t	19-90



**2004**

JACKSONVILLE		ATT	COMP	YDS	TD	INT	LG	SACK
Sept. 12*	@Buffalo	36	18	147	1	2	45	2-5
Sept. 19*	Denver	16	8	120	1	0	31	1-4
Sept. 26*	@Tennessee	20	14	124	1	0	25	2-7
Oct. 3*	Indianapolis	41	29	318	1	0	40t	1-7
Oct. 10*	@San Diego	54	36	357	1	2	38	3-8
Oct. 17*	Kansas City	36	24	298	2	0	64t	4-21
Oct. 24*	@Indianapolis	30	23	300	2	1	65	3-14
Oct. 31*	@Houston	40	25	227	0	2	28	1-7
Nov. 14	Detroit			Inactive				
Nov. 21	Tennessee			Inactive				
Nov. 28*	@Minnesota	34	19	235	1	0	43	2-10
Dec. 5*	Pittsburgh	27	16	268	1	0	56	2-9
Dec. 12*	Chicago	45	25	242	2	1	31t	0-0
Dec. 19*	@Green Bay	20	9	121	2	0	31t	1-6
Dec. 26*	Houston	14	6	35	0	1	9	2-16
Jan. 2*	@Oakland	28	15	149	0	1	46	1-0
TOTALS		441	267	2,941	15	10	65	25-114

**2005**

JACKSONVILLE		ATT	COMP	YDS	TD	INT	LG	SACK
Sept. 11*	Seattle	31	17	252	2	0	45	3-15
Sept. 18*	@Indianapolis	29	16	198	0	0	41	6-23
Sept. 25*	@N.Y. Jets	23	16	177	2	1	36t	2-8
Oct. 2*	Denver	34	20	240	1	2	45t	2-11
Oct. 9*	Cincinnati	24	10	161	2	0	26t	0-0
Oct. 16*	@Pittsburgh	35	19	177	1	1	41	3-24
Oct. 30*	@St. Louis	31	18	213	2	1	37	2-7
Nov. 6*	Houston	25	19	218	1	0	39	2-4
Nov. 13*	Baltimore	30	16	211	1	0	42	1-6
Nov. 20*	@Tennessee	38	22	258	3	0	22	2-12
Nov. 27*	@Arizona	2	2	18	0	0	15	0-0
Dec. 3*	@Cleveland			Inactive				
Dec. 10*	Indianapolis			Inactive				
Dec. 17*	San Francisco			Inactive				
Dec. 24*	@Houston			Inactive				
Dec. 31*	Tennessee			Inactive				
TOTALS		302	175	2,123	15	5	45	23-110
PLAYOFFS								
Jan. 7*	@New England	31	18	179	0	1	24	4-30

**2006**

JACKSONVILLE		ATT	COMP	YDS	TD	INT	LG	SACK
Sept. 10*	Dallas	34	24	237	1	1	30	1-8
Sept. 18*	Pittsburgh	39	26	260	0	1	48	1-8
Sept. 24*	@Indianapolis	28	16	107	1	2	17	1-1
Oct. 1*	@Washington	34	20	290	3	1	51t	4-15
Oct. 8*	N.Y. Jets	20	9	140	2	0	40	1-9
Oct. 22*	@Houston	28	14	125	0	0	19	1-7
Oct. 29	@Philadelphia			Inactive				
Nov. 5	Tennessee			Inactive				
Nov. 12	Houston			Inactive				
Nov. 20	N.Y. Giants			Inactive				
Nov. 26	@Buffalo			Inactive				
Dec. 3	@Miami			Injured Reserve				
Dec. 10	Indianapolis			Injured Reserve				
Dec. 17	@Tennessee			Injured Reserve				
Dec. 24	New England			Injured Reserve				
Dec. 31	@Kansas City			Injured Reserve				
TOTALS		183	109	1,159	7	5	51T	9-48

**2007**

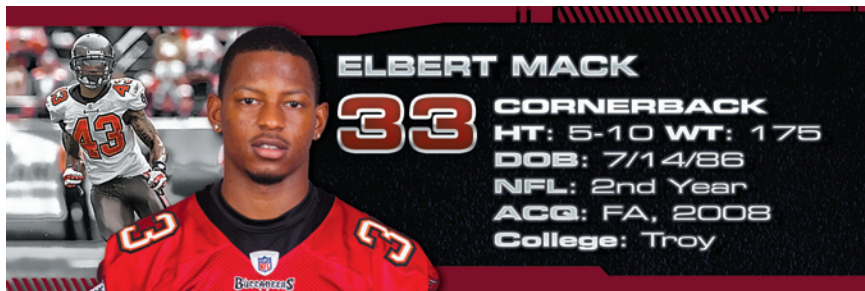
		PASSING						SACK
ATLANTA		ATT	COMP	YDS	TD	INT	LG	
Sept. 9	@Minnesota			Not With Team				
Sept. 16	@Jacksonville			Not With Team				
Sept. 23	Carolina			Inactive				
Sept. 30	Houston			Inactive				
Oct. 7	@Tennessee	8	2	28	0	1	18	1-8
Oct. 15	N.Y. Giants			Inactive				
Oct. 21*	@New Orleans	23	15	145	1	0	23	1-7
Nov. 4	San Francisco			Inactive				
Nov. 11	@Carolina			Inactive				
Nov. 18*	Tampa Bay	27	15	106	0	2	14	4-19
Nov. 22	Indianapolis			Inactive				
Dec. 2	@St. Louis			Inactive				
Dec. 10	New Orleans			Did Not Play				
Dec. 16	@Tampa Bay			Inactive				
Dec. 23	@Arizona			Inactive				
Dec. 30	Seattle			Inactive				
<b>TOTALS</b>		<b>58</b>	<b>32</b>	<b>279</b>	<b>1</b>	<b>3</b>	<b>23</b>	<b>6-34</b>

**2008**

		PASSING						SACK
PITTSBURGH		ATT	COMP	YDS	TD	INT	LG	
Sept. 7	Houston	4	0	0	0	0	0	0-0
Sept. 14	@Cleveland			Did Not Play				
Sept. 21	@Philadelphia	7	4	60	0	0	21	1-9
Sept. 29	Baltimore			Did Not Play				
Oct. 5	@Jacksonville			Did Not Play				
Oct. 19	@Cincinnati	3	3	34	1	0	16	0-0
Oct. 26	N.Y. Giants			Did Not Play				
Nov. 3	@Washington	10	7	129	1	0	50	2-13
Nov. 9	Indianapolis			Did Not Play				
Nov. 16	San Diego			Did Not Play				
Nov. 20	Cincinnati			Did Not Play				
Dec. 30	@New England			Did Not Play				
Dec. 7	Dallas			Did Not Play				
Dec. 14	@Baltimore			Did Not Play				
Dec. 21	@Tennessee			Did Not Play				
Dec. 28	Cleveland	12	7	80	0	0	21	0-0
<b>TOTALS</b>		<b>36</b>	<b>21</b>	<b>223</b>	<b>2</b>	<b>0</b>	<b>50</b>	<b>3-22</b>
<b>PLAYOFFS</b>								
Jan. 11	San Diego	1	0	0	0	0	0	0-0
Jan. 18	Baltimore			Did Not Play				
Feb. 1	vs. Arizona			Did Not Play				

**BUCCANEERS LARGEST MARGIN OF VICTORY  
ALL GAMES**

Margin	Score	Opponent	Date
41	41-0	vs. Chicago	9/10/00
38	48-10	vs. Atlanta	9/13/87
35	35-0	at Cincinnati	12/27/98
34	37-3	vs. Atlanta	12/16/07
34	37-3	vs. Green Bay	11/22/81
32	35-3	vs. San Francisco	11/21/04
28	35-7	at Cincinnati	9/29/02
28	41-13	vs. Minnesota	10/29/00
28	31-3	vs. Green Bay	9/13/92
28	31-3	vs. N.Y. Giants	11/18/79



## ELBERT MACK

# 33

**CORNERBACK**

**HT: 5-10 WT: 175**

**DOB: 7/14/86**

**NFL: 2nd Year**

**ACQ: FA, 2008**

**College: Troy**

### ACQUIRED BY BUCS:

- Originally entered the NFL as an undrafted free agent with the Buccaneers on May 1, 2008.

### CAREER HIGHLIGHTS:

- One of two 2008 undrafted free agents (also T James Lee) to make the Buccaneers opening day roster.
- Played in 15 games as a rookie, posting eight tackles, one pass defended and 12 special teams stops.
- 12 special teams tackles ranked tied for fourth on the team in 2008.

### 2008 HIGHLIGHTS:

- Appeared in 15 contests as a rookie.
- Ranked tied for fourth on the team with 12 special teams tackles.
- Had one stop in NFL debut in season opener at New Orleans (9/7).

### COLLEGE/PERSONAL:

- Two-year letterwinner at Troy (2006-07), starting in all 25 contests he played in.
- Finished career with 84 tackles, 4.5 TFL, two fumble recoveries, 22 passes defended and 10 interceptions.
- Led NCAA with eight interceptions, including one for a touchdown, as a senior.
- Prior to Troy attended Butler County CC in Eldorado, Kansas.
- Majored in social science with a minor in recreation.

- Spoke to students at Stewart Middle School about the importance of physical activity and sound nutrition during the Buccaneers and American Heart Association "What Moves U" fitness rally in January 2009.
- Along with teammates Phillip Buchanon, Andrew Economos, John Gilmore and Adam Hayward, led children through the HOPSports Training System at the Interbay Boys & Girls Club during Hometown Huddle in October 2008.
- With teammate Dre Moore, taught football drills to children at Metropolitan Ministries' LAMPlighters festival in October 2008.
- As a member of the 2008 Buccaneers Rookie Club, joined underprivileged children on a bowling outing, coached local youth at the Rookie Club Football Camp, hosted an exclusive movie screening of "The Express" for underserved children, sorted and distributed food at Metropolitan Ministries, visited patients at All Children's Hospital and sang Christmas carols for residents at Westminster Palms Nursing Home in St. Petersburg.
- Son of Paula Mack.
- Played at Wichita North (KS) High School.
- Had 85 tackles and 22 interceptions in his high school career.
- Was named to the Class 6A All-State team as a senior and was twice an honorable mention All-Metro pick.
- Born Elbert Depaul Mack on July 14, 1986 in Wichita, Kansas.

For more detailed information, go to [www.Buccaneers.com/Players](http://www.Buccaneers.com/Players)

### SINGLE-GAME HIGHS

Tackles: 3, vs. Green Bay, 9/28/08

Passes Defended: 1, vs. Carolina, 10/12/08

Special Teams Tackles: 2, twice, last at Carolina, 12/8/08

MACK'S CAREER STATISTICS

YEAR	TEAM	GP	GS	TACKLES				YDS	INTERCEPTIONS					FUMBLES			ST TACKLES		
				TOT	SOLO	ASST	SK		NO	YDS	LG	TD	PD	FF	FR	YDS	T	S	A
2008	Tampa Bay	15	0	8	7	1	0.0	0.0	0	0	0	0	1	0	0	0	12	9	3
NFL Totals		15	0	8	7	1	0.0	0.0	0	0	0	0	1	0	0	0	12	9	3



**SEAN MAHAN**

**79** CENTER/GUARD

**HT: 6-3 WT: 301**

**DOB: 5/28/80**

**NFL: 7th Year**

**ACC: T(PIT), 2008**

**College: Notre Dame**

ACQUIRED BY BUCS:

- Re-acquired by Buccaneers from Steelers in a 2008 preseason trade for an undisclosed draft pick.

ORIGINALLY ENTERED NFL:

- Drafted in the fifth round (168th overall) of the 2003 NFL Draft by the Buccaneers.

CAREER HIGHLIGHTS:

- Spent five seasons with Tampa Bay (2003-06 and 2008) and one season with Pittsburgh (2007).
- Signed by Pittsburgh as a free agent on March 12, 2007.
- Played in 88 career games with 52 starts and also started two postseason games.
- Started all 16 games and the AFC Wild Card Game at center for the Steelers in 2007.
- Started all 16 games and NFC Wild Card Game at right guard for Tampa Bay in 2005.
- One of two rookie offensive linemen to make the Buccaneers opening day roster in 2003.

2008 HIGHLIGHTS:

- Played in 15 games for Tampa Bay after being re-acquired in a preseason trade with Pittsburgh.

COLLEGE/PERSONAL:

- Two-year starter at Notre Dame, starting 25 of 41 games he appeared in.

- Versatile offensive lineman who saw action at guard, tackle and center during his time at Notre Dame.
- One of four captains in 2002.
- All-Independent First-Team selection by The NFL Draft Report as a senior.
- Majoring in psychology and computer applications.
- Married to the former Brooke Barnes, couple has one son, Owen.
- During the 2006 offseason, enrolled in the NFL Business Management and Entrepreneurial Program at the Kellogg School of Management at Northwestern University.
- Sang and visited with patients at the North Shore Retirement Home over the holidays in 2005.
- USA Today honorable mention prep All-American, earning four letters in football at Jenks (Oklahoma) High School.
- Helped 1997 team to 14-0 record and Oklahoma Class 6-A state championship.
- Father (Michael, a 1964 graduate), sister (Lisa, a 1994 graduate) and uncle (Steve, a 1972 graduate) are Notre Dame graduates.
- Born Sean Christopher Mahan on May 28, 1980 in Tulsa, Oklahoma.

For more detailed information, go to [www.Buccaneers.com/Players](http://www.Buccaneers.com/Players)

MAHAN'S CAREER STATISTICS

Games/Starts: TB: 2003: 9/0; 2004: 16/8; 2005: 16/16 (P: 1/1); 2006: 16/12; PIT: 2007: 16/16 (P: 1/1); TB: 2008: 15/0  
Career Totals: 88/52 (P: 2/2)

P=Playoffs





#### ACQUIRED BY BUCS:

- Traded to the Buccaneers from the Browns on April 24, 2005.

#### ORIGINALLY ENTERED NFL:

- Entered the league as a fourth-round selection (106th overall) of the Browns in the 2004 NFL Draft.

#### CAREER HIGHLIGHTS:

- Spent the past four seasons with Tampa Bay (2005-08) after one season with Cleveland (2004).
- Saw action in five regular season games in 2007 with three starts for the Buccaneers.
- Made first career start as a Buccaneer at New Orleans (12/2/07), leading the team to a season-high 466 yards of total offense and establishing single-game career highs in passing yards (313) and completions (29).
- Also tied QB Steve DeBerg (9/14/86) for the second most consecutive completions in a single game in Bucs' history with 15 straight completions at New Orleans (12/2/07).

#### 2008 HIGHLIGHTS:

- Played in two games for Tampa Bay.
- Saw reserve action against San Diego (12/21) and had two carries for 16 yards and one incomplete pass.

#### COLLEGE/PERSONAL:

- Played in 44 games with 43 starts at Louisiana Tech, setting records for completions (1,088), attempts (1,827) and yards (12,994).
- Added 88 touchdown passes, eighth in NCAA Division I-A history and also had 11 rushing touchdowns.

- Married to Katy, couple has three sons, Jonah Thomas, Elijah Luke and Micah Sean.
- Brothers Randy and Josh have both played quarterback: Randy was the starting quarterback at Texas A&M (1997-1999), and Josh currently plays for the Carolina Panthers.
- Hosted the McCown Passing Camp (McCownPassingCamp.com) for youth athletes in Jacksonville, Texas every summer since 2003 with his brothers. Past guest coaches at the camp have included Anquan Boldin, Larry Fitzgerald, Kellen Winslow and Michael Clayton.
- In September 2007, along with the team's executive chef, helped prepare and serve food to 40 firefighters and staff officers from Tampa Fire Rescue as part of the team's September 11 efforts.
- Spoke to students at Morgan Fitzgerald Middle School in Largo about the importance of physical activity and sound nutrition during a Buccaneers and American Heart Association "What Moves U" fitness rally in May 2007.
- Escorted pediatric cancer patients/survivors to raise funds and awareness for the Pediatric Cancer Foundation as part of the Fashion Funds for the Cure fashion show in March 2007 and 2009.
- Attended Jacksonville (Texas) High School.
- District Offensive MVP, two-time honorable mention All-East Texas and two-time first-team All-District choice.
- Born Luke McCown on July 12, 1981 in Jacksonville, Texas.

For more detailed information, go to [www.Buccaneers.com/Players](http://www.Buccaneers.com/Players)

#### SINGLE-GAME HIGHS

Pass Attempts: 38, at Houston, 12/9/07  
 Pass Completions: 29, at New Orleans, 12/2/07  
 Passing Yards: 313, at New Orleans, 12/2/07  
 Touchdowns: 2, three times, last vs. Carolina, 12/30/07  
 Quarterback Rating: 108.7, at New Orleans, 12/2/07  
 Long Pass: 60, at New Orleans, 12/2/07

## McCOWN'S CAREER STATISTICS

YEAR	TEAM	PASSING						YDS		TD		LG		YDS	
		GP	GS	ATT	CMP	PCT	YDS							LST	RATING
2004	Cleveland	5	4	98	48	48.9	608	6.2	4	7	58t	12	122	52.6	
2005	Tampa Bay	0	0	0	0	-	0	-	0	0	-	0	0	-	
2006	Tampa Bay	0	0	0	0	-	0	-	0	0	-	0	0	-	
2007	Tampa Bay	5	3	139	94	67.6	1,009	7.3	5	3	60	15	104	91.7	
2008	Tampa Bay	2	0	1	0	0.0	0	0.0	0	0	0	0	0	39.6	

NFL Totals 12 7 238 142 59.7 1,617 6.8 9 10 60 27 226 75.2

Career record as starter: 1-6 (.143); 0-4 (.000) in 2004; 0-0 (.000) in 2005; 0-0 (.000) in 2006; 1-2 (.333) in 2007; 0-0 (.000) in 2008

YEAR	TEAM	PASSING						YDS		TD		LG		YDS	
		GP	GS	ATT	CMP	PCT	YDS							LST	RATING
2005	Tampa Bay	0	0	0	0	-	0	-	0	0	-	0	0	-	
2007	Tampa Bay	0	0	0	0	-	0	-	0	0	-	0	0	-	
Postseason		0	0	0	0	-	0	-	0	0	-	0	0	-	

Career postseason record as starter: 0-0 (.000)

YEAR	TEAM	RUSHING				
		ATT	YDS	AVG	LG	TD
2004	Cleveland	6	25	4.2	11	0
2005	Tampa Bay	0	0	-	-	0
2006	Tampa Bay	0	0	-	-	0
2007	Tampa Bay	12	117	9.8	31	0
2008	Tampa Bay	3	15	5.0	12	0
Totals		21	157	7.5	31	0
Postseason		0	0	0.0	0	0

## ADDITIONAL STATS

Fumbles-Lost: 5-2 - 2-0 in 2004, 3-2 in 2007, 0-0 in 2008

300-Yard Passing Games: (1) - 2007 (1)

## McCOWN'S GAME-BY-GAME STATISTICS

## 2004

## PASSING

CLEVELAND		ATT	COMP	YDS	TD	INT	LG	SACK
Sept. 19	@Dallas	1	0	0	0	0	0	0-0
Dec. 5*	New England	34	20	277	2	2	53	3-36
Dec. 12*	@Buffalo	20	8	62	1	2	18	6-65
Dec. 19*	San Diego	27	11	108	0	1	39	1-3
Dec. 26*	@Miami	16	9	161	1	2	58t	2-18
TOTALS		98	48	608	4	7	58t	12-122

## 2007

## PASSING


TAMPA BAY		ATT	COMP	YDS	TD	INT	LG	SACK
Sept. 9	@Seattle	4	1	9	0	0	9	2-5
Dec. 2*	@New Orleans	37	29	313	2	1	60	3-19
Dec. 9*	@Houston	38	25	266	0	0	31	4-32
Dec. 23	@San Francisco	32	18	185	1	1	24t	2-8
Dec. 30*	Carolina	28	21	236	2	1	52	4-40
TOTALS		139	94	1,009	5	3	60	15-104

## 2008

## PASSING

TAMPA BAY		ATT	COMP	YDS	TD	INT	LG	SACK
Oct. 12	Carolina	0	0	0	0	0	-	0-0
Dec. 21	San Diego	1	0	0	0	0	-	0-0
TOTALS		1	0	0	0	0	-	0-0

\* denotes games started



**MATT McCOY**  
**50** LINEBACKER  
 HT: 6-0 WT: 235  
 DOB: 10/14/82  
 NFL: 5th Year  
 ACF: UFA(NO), 2008  
 College: San Diego State

**ACQUIRED BY BUCS:**

- Signed by Tampa Bay as a free agent on March 5, 2008.

**ORIGINALLY ENTERED NFL:**

- Drafted by Philadelphia in the second round (63rd overall) of the 2005 NFL Draft.

**CAREER HIGHLIGHTS:**

- Has spent time with Philadelphia, New Orleans and Tampa Bay.
- Played in 35 career games with 10 starts and has recorded 88 tackles with two sacks, three forced fumbles and two passes defended on defense and 43 stops with one forced fumble on special teams.

**2008 HIGHLIGHTS:**

- Spent Weeks 1-6 on the active roster before being released on October 18.
- Re-signed with the Buccaneers on November 19.

- Appeared in five contests, tallying three tackles, seven special teams stops and one special teams forced fumble on the season.

- Tied for the team lead with three special teams tackles at Denver (10/5).

**COLLEGE/PERSONAL:**

- One of the most productive linebackers in San Diego State history, finished his three-year career with 396 tackles and eight sacks.
- Earned second-team All-Mountain West honors in 2004.
- Majored in criminal justice at SDSU.
- Starred at Tustin (CA) High School, setting a school record for sacks as a junior with 18.5 and then broke his own record as a senior with 23.
- Born Matthew Garrett McCoy on October 14, 1982 in Orange County, California.

For more detailed information, go to [www.Buccaneers.com/Players](http://www.Buccaneers.com/Players)

**McCOY'S CAREER STATISTICS**

YEAR	TEAM	GP	GS	TACKLES				YDS	INTERCEPTIONS					FUMBLES			ST TACKLES		
				TOT	SOLO	ASST	SK		NO	YDS	LG	TD	PD	FF	FR	YDS	T	S	A
2005	Philadelphia	4	0	0	0	0	0.0	0.0	0	0	0	0	0	0	0	0	6	-	-
2006	Philadelphia	15	10	81	48	33	2.0	8.0	0	0	0	0	2	3	0	0	18	-	-
2007	Phi/NO	11	0	4	1	3	0.0	0.0	0	0	0	0	0	0	0	0	12	-	-
2008	Tampa Bay	5	0	3	2	1	0.0	0.0	0	0	0	0	0	0	0	0	7	5	2
NFL Totals		35	10	88	51	37	2.0	8.0	0	0	0	0	2	3	0	0	43	-	-

**PLAYOFFS**

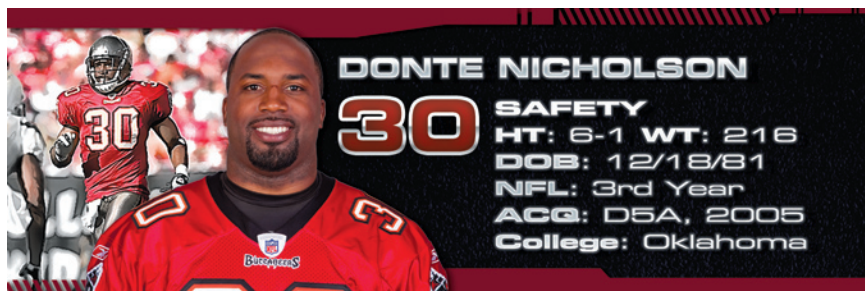
YEAR	TEAM	GP	GS	TACKLES				YDS	INTERCEPTIONS					FUMBLES			ST TACKLES		
				TOT	SOLO	ASST	SK		NO	YDS	LG	TD	PD	FF	FR	YDS	T	S	A
2006	Philadelphia	2	0	0	0	0	0.0	0.0	0	0	0	0	0	0	0	0	0	0	-
Postseason		2	0	0	0	0	0.0	0.0	0	0	0	0	0	0	0	0	0	-	-

**SINGLE-GAME HIGHS**

Tackles: 13, vs. Green Bay, 10/2/06 (w/Philadelphia)  
 Sacks: 2, vs. Atlanta, 12/31/06 (w/Philadelphia)

**ADDITIONAL STATS**

Special Teams Forced Fumble: 1 – 1 in 2008

**ACQUIRED BY BUCS:**

- Originally entered the league as a fifth-round draft choice (141st overall) by Tampa Bay in the 2005 NFL Draft.

**CAREER HIGHLIGHTS:**

- Has appeared in 16 contests over four seasons with Tampa Bay, totaling one pass defended and 16 special teams tackles.
- Appeared in nine games as a rookie in 2005, ranking 10th on the team with nine special teams tackles.
- Made NFL debut on special teams at San Francisco (10/30/05).

**2008 HIGHLIGHTS:**

- Signed by the Buccaneers on November 10.
- Appeared in five contests and inactive for two others, totaling six special teams tackles.
- Led team with four special teams tackles against Oakland (12/28).

**COLLEGE/PERSONAL:**

- Awards included 2004 first-team All-Big 12 Conference (Coaches), 2003 Big 12 Newcomer of the Year (Austin American-Statesman), 2003 Defensive Newcomer of the Year (Fort Worth Star-Telegram), 2003 second-team All-Big 12 (AP) and 2002 second-team All-American at Mount San Antonio.

- Started all 27 games he played in at Oklahoma, and registered 162 tackles, eight sacks, three interceptions, 10 passes defended, two fumbles and one fumble recovery.
- Played two seasons at Mount San Antonio Junior College.
- Majored in communications.
- Participated in the 2007 Buccaneers Celebrity Golf Classic, which benefited All Children's Hospital Foundation.
- Attended Diamond Bar (CA) High School.
- Earned Division II Defensive Player of the Year and All-San Gabriel Valley and All-Inland Valley honors from his rover position as a senior.
- Married to Christian.
- Parents are Clarence and Lela Reed and Donald Nicholson.
- Born Donté Lamar Nicholson on December 18, 1981 in Los Angeles, California.

For more detailed information, go to [www.Buccaneers.com/Players](http://www.Buccaneers.com/Players)


**SINGLE-GAME HIGHS**

Special Teams Tackles: 4 vs. Oakland, 12/28/08



## NICHOLSON'S CAREER STATISTICS

YEAR	TEAM	GP	GS	TACKLES				YDS	INTERCEPTIONS					FUMBLES			ST TACKLES		
				TOT	SOLO	ASST	SK		NO	YDS	LG	TD	PD	FF	FR	YDS	T	S	A
2005	Tampa Bay	9	0	0	0	0	0.0	0.0	0	0	0	0	1	0	0	0	9	5	4
2006	Tampa Bay	1	0	0	0	0	0.0	0.0	0	0	0	0	0	0	0	0	0	0	0
2007	Tampa Bay	1	0	0	0	0	0.0	0.0	0	0	0	0	0	0	0	0	1	0	1
2008	Tampa Bay	5	0	0	0	0	0.0	0.0	0	0	0	0	0	0	0	0	6	4	2
NFL Totals		16	0	0	0	0	0.0	0.0	0	0	0	0	1	0	0	0	16	9	7
PLAYOFFS																			
YEAR	TEAM	GP	GS	TACKLES				YDS	INTERCEPTIONS					FUMBLES			ST TACKLES		
				TOT	SOLO	ASST	SK		NO	YDS	LG	TD	PD	FF	FR	YDS	T	S	A
2005	Tampa Bay	1	0	0	0	0	0.0	0.0	0	0	0	0	0	0	0	0	0	0	0
2007	Tampa Bay	0	0	0	0	0	0.0	0.0	0	0	0	0	0	0	0	0	0	0	0
Postseason		1	0	0	0	0	0.0	0.0	0	0	0	0	0	0	0	0	0	0	0



### MIKE NUGENT

# 4

**KICKER**  
**HT: 5-10 WT: 190**  
**DOB: 3/2/82**  
**NFL: 5th Year**  
**ACQ: UFA(NYJ), 2009**  
**College: Ohio State**

### ACQUIRED BY BUCS:

- Signed with Tampa Bay on March 4, 2009.

### ORIGINALLY ENTERED NFL:

- Entered the league as a second-round selection (47th overall) by the N.Y. Jets in the 2005 NFL Draft.

### CAREER HIGHLIGHTS:

- Spent his first four seasons (2005-08) with the New York Jets.
- Kicked three game-winning field goals in his career, including two in overtime in 2007. Game-winners came in contests at Miami (12/25/06), against Pittsburgh (11/18/07) and against Kansas City (12/30/07).
- Converted 88.9 percent of his FG attempts in 2006 (24-of-27), the most accurate season in Jets' history.
- Converted 19 consecutive field goals over 2006-07 seasons, the second-longest streak in Jets' history.
- His 308 points with the Jets ranked eighth all-time in team history for points scored and fourth among kickers.

- His 29 field goals in 2007 were tied for fifth among NFL leaders and third in franchise history.

- His 36 field goal attempts in 2007 were tied for third in NFL and tied for sixth in Jets history.

### 2008 HIGHLIGHTS:

- Saw action in first game of the season for the Jets at Miami (9/7), connecting on two extra points before leaving the game with an injury.
- Did not see action for the remainder of the season.

### COLLEGE/PERSONAL:

- Connected on 72-of-88 field goal attempts (81.8 percent), with a long of 55 yards, in his four-year career at Ohio State, where he held 22 school records.
- Winner of the Lou Groza Award in 2004, given to the nation's top kicker, and a consensus All-America choice.
- Became the first Buckeye kicker ever to earn first-team All-America honors in 2002 when he set a school record with 120 points.
- Graduated from Ohio State in 2007 with a degree in logistics management.

- Earned second-team Division I Associated Press All-Ohio selection and first-team Western Ohio League and All-Southwest Ohio choice as a senior at Centerville High School after converting 13-of-17 field goals, a school record 165 extra points and totaled 262 points in his four-year career.
- Grew up in Centerville, the same hometown as former Ohio State teammates and NFL players Nick Mangold and A.J. Hawk.
- Father Dan played football at Wisconsin State and University of Dayton, which is the alma mater of his mother, Carolyn.
- Brother Kevin played soccer at Ohio State.
- Kicked a football through the 12th-floor window at CBS's offices on November 13, 2006 as part of a stunt for The Late Show with David Letterman.
- Born Mike Nugent on March 2, 1982 in Centerville, Ohio.

For more detailed information, go to [www.Buccaneers.com/Players](http://www.Buccaneers.com/Players)

## NUGENT'S CAREER STATISTICS

YEAR	TEAM	GP	FG	FGA	SCORING		LG	BLK	XP	XPA	PCT	BLK	POINTS
					PCT								
2005	N.Y. Jets	16	22	28	78.6		49	1	24	24	100.0	0	90
2006	N.Y. Jets	16	24	27	88.9		54	0	34	35	97.1	0	106
2007	N.Y. Jets	16	29	36	80.6		50	0	23	24	95.8	1	110
2008	N.Y. Jets	1	0	1	0.0		0	0	2	2	100.0	0	2
NFL Totals		49	75	92	81.5		54	1	83	85	97.6	1	308

YEAR	TEAM	FIELD GOALS		PCT	20-29	PCT	30-39	PCT	40-49	PCT	50+	PCT
		1-19										
2005	N.Y. Jets	0/0	0.0	8/9	88.9	7/7	100.0	7/10	70.0	0/2	0.0	
2006	N.Y. Jets	1/1	100.0	7/7	100.0	10/12	83.3	4/4	100.0	2/3	66.7	
2007	N.Y. Jets	1/1	100.0	11/11	100.0	10/12	83.3	6/8	75.0	1/4	25.0	
2008	N.Y. Jets	0/0	0.0	0/0	0.0	0/1	0.0	0/0	0.0	0/0	0.0	
NFL Totals		2/2	100.0	26/27	96.3	27/32	84.4	17/22	77.3	3/9	33.3	

YEAR	TEAM	GP	FG	FGA	SCORING		LG	BLK	XP	XPA	PCT	BLK	POINTS
					PCT								
2006	N.Y. Jets	1	3	3	100.0		37	0	1	1	100.0	0	10
Postseason		1	3	3	100.0		37	0	1	1	100.0	0	10

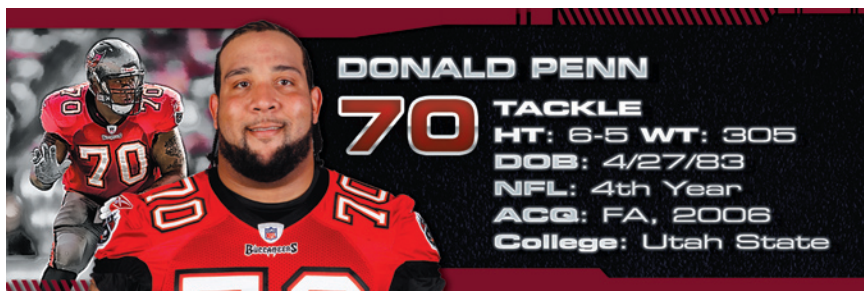
YEAR	TEAM	FIELD GOALS		PCT	20-29	PCT	30-39	PCT	40-49	PCT	50+	PCT
		1-19										
2006	N.Y. Jets	0/0	0.0	2/2	100.0	1/1	100.0	0/0	0.0	0/0	0.0	
Postseason		0/0	0.0	2/2	100.0	1/1	100.0	0/0	0.0	0/0	0.0	

### SINGLE-GAME HIGHS

FGs Made: 4, seven times, last vs. Cleveland, 12/9/07 (w/N.Y. Jets)  
 FGs Attempted: 5, vs. New Orleans, 11/27/05 (w/N.Y. Jets)  
 Points: 16, at Miami, 12/2/07 (w/N.Y. Jets)  
 Long Field Goal: 54, vs. Houston, 11/26/06 (w/N.Y. Jets)  
 PATs Made: 5, at Green Bay, 12/3/06 (w/N.Y. Jets)  
 3 Game-Winning Field Goals: last vs. Kansas City, 12/30/07 (w/N.Y. Jets)

### ADDITIONAL STATS

Special Teams Tackles: 9 – 4 in 2005, 4 in 2006, 1 in 2007  
 One punt for 17 yards (downed inside the 20) in 2005

**ACQUIRED BY BUCS:**

- Signed by Tampa Bay on October 4, 2006 from the Minnesota Vikings practice squad.

**ORIGINALLY ENTERED NFL:**

- Entered the league with the Vikings as an undrafted free agent on May 5, 2006.

**CAREER HIGHLIGHTS:**

- Played in 32 career games with 28 starts, and has started only playoff appearance.
- Helped lead the offense to 5,456 total yards in 2008, the highest single-season total in franchise history.
- Helped lead the offense to 361 points in 2008, the second-highest single-season total in team history (388 points in 2000).
- Saw action in first career game at Seattle (9/9/07).
- Made first career start at Indianapolis (10/7/07).

**2008 HIGHLIGHTS:**

- Started all 16 games at left tackle.
- Helped lead the offense to 5,456 total yards, the highest single-season total in franchise history.
- Helped lead the offense to 361 points, the second-highest single-season total in team history (388 points in 2000).
- Started at left tackle at New Orleans (9/7) and helped the Buccaneers offense rush for 146 yards on 20 carries, an average of 7.3 yards per carry, which is the third-highest single-game average in team history.

- Started at left tackle at Chicago (9/21) and was part of an offense that did not allow a sack in a team-record 67 pass attempts.
- Started at left tackle vs. Green Bay (9/28) and led the offense to a season-high 178 rushing yards and did not allow a sack for the second straight week.

**COLLEGE/PERSONAL:**

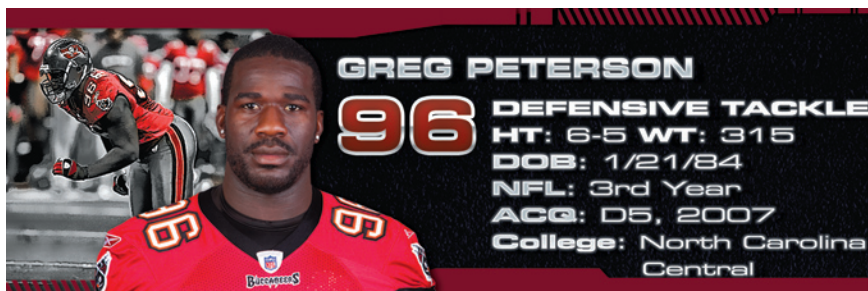
- Started 44 consecutive games at both tackle positions during his career at Utah State.
- Started at right tackle in the third game of his freshman year to begin his streak.
- Selected by his teammates as a team captain as a senior.
- Named second-team All-WAC in 2005.
- Majoring in sociology.
- Participated in "Turkey Time with the O-Line", a Thanksgiving program sponsored by the offensive line which provided 400 meals in 2007 and 600 meals in 2008 for local needy families.
- Painted objects for auction at the Mayor's Beautification Program's Silverspoons and Sandcastles fundraiser in April 2008.
- Named first-team All-CIF as a prep senior at St. Bernard (Playa Del Ray, California) High School.
- Was a first-team all-league selection.
- Earned Lineman of the Year honors as a senior.
- Named second-team all-league as a junior.
- Also was an all-state selection in basketball.
- Born Donald Penn on April 27, 1983 in Los Angeles, California.

For more detailed information, go to [www.Buccaneers.com/Players](http://www.Buccaneers.com/Players)

**PENN'S CAREER STATISTICS**

Games/Starts: TB: 2007: 16/12 (P: 1/1); 2008: 16/16  
Career Totals: 32/28 (P: 1/1)

P=Playoffs

**ACQUIRED BY BUCS:**

- Entered the league as Tampa Bay's fifth-round selection (141st overall) in 2007 NFL Draft.

**CAREER HIGHLIGHTS:**

- Appeared in 12 games in two seasons, including 10 his rookie season, notching 19 tackles, 1.5 sacks, one fumble recovery and one pass defended.
- Also notched three special teams tackles.
- Had a career-high six tackles and first career 0.5 sack vs. St. Louis (9/23/07).
- Made NFL debut at Seattle (9/9/07) seeing action primarily on special teams.

**2008 HIGHLIGHTS:**

- Played in two contests (at Carolina and at Atlanta), inactive for 11 and did not play in two others (vs. Green Bay and at Kansas City).

**COLLEGE/PERSONAL:**

- All-American, Black College All-American, all-region and All-Central Intercollegiate Athletics Association defensive lineman in 2006 at North Carolina Central.
- During his time at North Carolina Central, started all 24 games he played in, registering 104 tackles, 10.5 sacks, 25.5 tackles for loss, three forced fumbles, two fumble recoveries, two passes defended and one interception.
- Transferred to North Carolina Central in 2005 after spending two seasons (2003-04) at Hinds Community College, where he totaled 92 tackles and 11 sacks.

- Majored in criminal justice.
- Named all-conference, all-state at East Duplin High School in North Carolina and East Duplin's Male Athlete of the Year and Team Most Valuable Player as a senior.
- Participated in the second annual Buccaneers Day of Giving, surprising 30 needy families with holiday gifts, tickets, and a shopping spree in December 2008.
- Along with the defensive line, helped host a holiday party for kids and families at the Children's Cancer Center in December 2008.
- Escorted cancer survivors during the SAKS Fifth Avenue "Key to the Cure" Fashion Show to benefit the H. Lee Moffitt Cancer Center & Research Institute in October 2007.
- As a member of the 2007 Buccaneers Rookie Club, joined underprivileged children on a bowling outing, coached local youth at the Rookie Club Football Camp, took a trip to DisneyQuest with children from the Boys & Girls Club, carved pumpkins with kids from The Children's Home for a Halloween party, visited patients at All Children's Hospital and sang Christmas carols for residents at Westminster Palms Nursing Home in St. Petersburg.
- Born Greg Peterson on January 21, 1984 in Kenansville, North Carolina.

For more detailed information, go to [www.Buccaneers.com/Players](http://www.Buccaneers.com/Players)

**SINGLE-GAME HIGHS**

Tackles: 6, vs. St. Louis, 9/23/07  
 Sacks: 1.0, at Carolina, 9/30/07  
 Passes Defended: 1, at Carolina, 9/30/07  
 Fumble Recoveries: 1, at Carolina, 9/30/07



## PETERSON'S CAREER STATISTICS

YEAR	TEAM	GP	GS	TACKLES				YDS	INTERCEPTIONS					FUMBLES			ST TACKLES		
				TOT	SOLO	ASST	SK		NO	YDS	LG	TD	PD	FF	FR	YDS	T	S	A
2007	Tampa Bay	10	0	19	17	2	1.5	9.5	0	0	0	0	1	0	1	0	3	2	1
2008	Tampa Bay	2	0	0	0	0	0.0	0.0	0	0	0	0	0	0	0	0	0	0	0
NFL Totals		12	0	19	17	2	1.5	9.5	0	0	0	0	1	0	1	0	3	2	1
PLAYOFFS																			
YEAR	TEAM	GP	GS	TACKLES				YDS	INTERCEPTIONS					FUMBLES			ST TACKLES		
				TOT	SOLO	ASST	SK		NO	YDS	LG	TD	PD	FF	FR	YDS	T	S	A
2007	Tampa Bay	1	1	5	5	0	1.0	8.0	0	0	0	0	0	0	0	0	0	0	0
Postseason		1	1	5	5	0	1.0	8.0	0	0	0	0	0	0	0	0	0	0	0



### JERMAINE PHILLIPS

# 23

**SAFETY**  
**HT: 6-2 WT: 230**  
**DOB: 3/27/79**  
**NFL: 8th Year**  
**ACQ: D5, 2002**  
**College: Georgia**

### ACQUIRED BY BUCS:

- Originally entered the NFL as a fifth-round pick (157th overall) of the Buccaneers in the 2002 NFL Draft.

### CAREER HIGHLIGHTS:

- Recorded first career touchdown against Green Bay (9/28/08), returning a fumble 38 yards for a touchdown.
- Part of a defense in 2007 that surrendered a league-low 170.5 passing yards per game and finished the season ranked second overall in total defense (278.4 yards per game).
- Set a career high and led the team with four interceptions in 2007.
- Surpassed the 100-tackle plateau for two consecutive seasons from 2006-07, ranking tied for third on the team with 120 tackles in 2007 and third on the team with a career-high 124 tackles in 2006.
- Part of a defense that finished the season as the top-ranked unit in the NFL in total defense in 2005.
- As a rookie in 2002, played in all 16 games and three postseason contests for the Super Bowl XXXVII champion Buccaneers.
- Only rookie on roster to see action in every game in 2002.

### 2008 HIGHLIGHTS:

- Ranked sixth on the team with 86 tackles despite only playing in 11 games.
- Also ranked third on the team with three interceptions.
- Scored first touchdown of his career against Green Bay (9/28), returning a RB Ryan Grant fumble 38 yards for a touchdown.
- Tied for the team lead with 10 tackles while also posting one pass defended at Denver (10/5).
- Returned from injury against New Orleans (11/30), totaling 10 tackles, one pass defended and one interception. Interception of QB Drew Brees came late in the fourth quarter and helped set up game-winning field goal.
- Had 12 tackles and one forced fumble at Atlanta (12/14) before leaving the contest because of injury.

### COLLEGE/PERSONAL:

- As defensive captain in 2001 was All-SEC first-team selection by The National Sports Bureau, adding All-SEC honorable mention from the Associated Press at Georgia.
- Recipient of the Coaches Leadership Award and the Vince Dooley Most Valuable Player of the Year Award.

- Began his collegiate career as a wide receiver before shifting to the defensive backfield as a junior.
- Totaled 181 tackles with five interceptions, 14 pass deflections and six forced fumbles while starting 19 games for the Bulldogs' defensive unit.
- Majored in sports studies/health and physical education.
- Has a son, Jordan.
- Married to the former Adrienne Sherman.
- Joined local fifth graders in celebrating diversity through art, music and physical fitness at the NFL's One World Super Huddle at Brooks-DeBartolo Collegiate High School during 2009 Super Bowl week.
- Joined NFL Commissioner Roger Goodell and Buccaneers Co-Chairman Bryan Glazer at the Mort Park NFL YET Center to announce the NFL's \$1 million donation and the Glazer Family Foundation's \$150,000 donation to improve the Center's facilities.
- In 2007 and 2008, organized the "Flip's Squad Career Exploration Program" at local NFL YET Centers to help introduce children to available and potential job opportunities as they grow up.
- During the "Buccaneers Day of Giving," in December 2007, joined teammates in surprising 30 local needy families with Christmas gifts.
- Sponsors a ticket program at all home games named Jermaine's Grandma's Gang, in support of Big Brothers/Big Sisters, Falkenburg Academy and numerous other charitable groups.
- Two-year starter on both sides of the ball at Roswell (Georgia) High School.
- Class AAAA All-State first-team and Georgia Top 50 pick by the Atlanta Journal-Constitution.
- Born Jermaine Phillips on March 27, 1979 in Roswell, Georgia.

For more detailed information, go to [www.Buccaneers.com/Players](http://www.Buccaneers.com/Players)

## PHILLIPS' CAREER STATISTICS

YEAR	TEAM	TACKLES							INTERCEPTIONS					FUMBLES			ST TACKLES		
		GP	GS	TOT	SOLO	ASST	SK	YDS	NO	YDS	LG	TD	PD	FF	FR	YDS	T	S	A
2002	Tampa Bay	16	0	0	0	0	0.0	0.0	0	0	0	0	0	0	0	0	14	13	1
2003	Tampa Bay	14	8	49	34	15	0.0	0.0	1	41	41	0	3	3	1	20	12	9	3
2004	Tampa Bay	9	9	71	45	26	1.0	2.0	1	0	0	0	5	0	0	0	4	2	2
2005	Tampa Bay	13	13	85	60	25	0.0	0.0	0	0	0	0	3	1	0	0	3	3	0
2006	Tampa Bay	16	16	124	87	37	1.0	9.0	2	45	29	0	9	2	1	17	9	5	4
2007	Tampa Bay	15	15	120	75	45	1.0	11.0	4	2	2	0	8	3	0	0	7	3	4
2008	Tampa Bay	11	11	86	58	28	0.0	0.0	3	72	58	0	6	1	1	38	1	1	0
NFL Totals		94	72	535	359	176	3.0	22.0	11	160	58	0	34	10	3	75	50	36	14

### PLAYOFFS

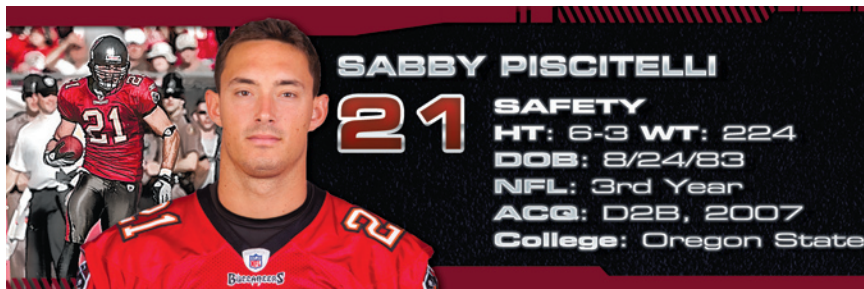
YEAR	TEAM	TACKLES							INTERCEPTIONS					FUMBLES			ST TACKLES		
		GP	GS	TOT	SOLO	ASST	SK	YDS	NO	YDS	LG	TD	PD	FF	FR	YDS	T	S	A
2002	Tampa Bay	3	0	1	1	0	0.0	0.0	0	0	0	0	0	0	0	0	2	2	0
2005	Tampa Bay	1	1	4	3	1	0.0	0.0	0	0	0	0	0	0	0	0	0	0	0
2007	Tampa Bay	1	1	14	8	6	0.0	0.0	0	0	0	0	0	0	0	0	0	0	0
Postseason		5	2	19	12	7	0.0	0.0	0	0	0	0	0	0	0	0	2	2	0

### SINGLE-GAME HIGHS

Tackles: 14, twice, last vs. Jacksonville, 10/28/07  
 Pass Defensed: 3, vs. Washington, 11/19/06  
 Interceptions: 2, at Cleveland, 12/24/06  
 Sacks: 1, three times, last at Seattle, 9/9/07  
 Forced Fumbles: 1, 10 times, last at Atlanta, 12/14/08  
 Special Teams Tackles: 3, vs. Indianapolis, 10/6/03

### ADDITIONAL STATS

Special Teams Fumble Recovery: 1 vs. Minnesota, 11/3/02  
 Special Teams Forced Fumble: 1 at Chicago, 12/17/06  
 Career Touchdowns: 1  
 38-yd. fumble return, vs. Green Bay, 9/28/08

**ACQUIRED BY BUCS:**

- Entered the league as Tampa Bay's second-round selection (64th overall) in the 2007 NFL Draft.

**CAREER HIGHLIGHTS:**

- Played in 18 career games with five starts, totaling 59 tackles, two interceptions, eight passes defended, 11 special teams tackles and one forced fumble on special teams.
- Made first career start at Kansas City (11/2/08).
- Recorded first career interception against Atlanta (9/14/08).
- Played in three games as a rookie in 2007 before being placed on injured reserve on September 26.

**2008 HIGHLIGHTS:**

- Played in 15 contests with five starts, posting 59 tackles, including one TFL, two interceptions, eight passes defended, nine special teams tackles and one special teams forced fumble on the season.
- Recorded first career interception off QB Matt Ryan against Atlanta (9/14).
- Replaced the injured S Jermaine Phillips at Dallas (10/26), totaling a career-high eight tackles, including one TFL.
- Made first career start at Kansas City (11/2), totaling eight tackles and one pass defended.
- Picked off a QB JaMarcus Russell pass in the fourth quarter and returned it 84 yards to set up a Buccaneers touchdown against Oakland (12/28).

**COLLEGE/PERSONAL:**

- Played in 48 games with 36 starts for Oregon State.

- Finished college career with 178 tackles, three fumble recoveries, one forced fumble, 29 passes defended, one sacks and ranked tied for second in school history with 15 interceptions.
- As a senior, earned All-Pac 10 Conference first-team honors and was a member of the Nagurski Award (nation's top defensive player) and Thorpe Award (nation's top defensive back) Watch Lists.
- Majored in speech communication.
- Son of Diane and Sabatino Piscitelli.
- Participated in a faith-based youth football clinic with Buccaneers chaplain Doug Gilcrease and teammates at Belmont Heights in October 2008.
- Visited DisneyQuest with children from the Pine Hills Branch of the Boys & Girls Club of Central Florida and the Buccaneers Rookie Club in June 2007.
- Hosted a football camp for 60 children from the Boys & Girls Clubs of Tampa Bay and MacDill Air Force Base with the Buccaneers Rookie Club in June 2007.
- Attended Boca Raton (FL) High School but did not compete in football until his junior year.
- Named District 10, Class 5A Division Defensive Player of the Year by the Boca Raton News.
- Also named second-team All-State and first-team All-Area, All-County and All-Conference as a senior.
- Born Sabatino Carmine Piscitelli on August 24, 1983 in Boca Raton, Florida.

For more detailed information, go to [www.Buccaneers.com/Players](http://www.Buccaneers.com/Players)

**SINGLE-GAME HIGHS**

Tackles: 8, twice, last at Kansas City, 11/2/08

Interceptions: 1, twice, last vs. Oakland, 12/28/08

Passes Defended: 3, at Detroit, 11/23/08

Special Teams Tackles: 2, three times, last at Atlanta, 12/14/08

## PISCITELLI'S CAREER STATISTICS

YEAR	TEAM	GP	GS	TACKLES				YDS	INTERCEPTIONS				PD	FUMBLES			ST TACKLES		
				TOT	SOLO	ASST	SK		NO	YDS	LG	TD		FF	FR	YDS	T	S	A
2007	Tampa Bay	3	0	0	0	0	0.0	0.0	0	0	0	0	0	0	0	0	2	1	1
2008	Tampa Bay	15	5	59	41	18	0.0	0.0	2	106	84	0	8	0	0	0	9	6	3
NFL Totals		18	5	59	41	18	0.0	0.0	2	106	84	0	8	0	0	0	11	7	4
PLAYOFFS																			
YEAR	TEAM	GP	GS	TACKLES				YDS	INTERCEPTIONS				PD	FUMBLES			ST TACKLES		
				TOT	SOLO	ASST	SK		NO	YDS	LG	TD		FF	FR	YDS	T	S	A
2007	Tampa Bay							Injured Reserve											
Postseason		0	0	0	0	0	0.0	0.0	0	0	0	0	0	0	0	0	0	0	0



**JASON POCIASK**  
**84** TIGHT END  
 HT: 6-3 WT: 259  
 DOB: 2/9/83  
 NFL: 3rd Year  
 ACQ: FA, 2008  
 College: Wisconsin

### ACQUIRED BY BUCS:

- Signed to the Buccaneers practice squad on October 29, 2008 and re-signed on January 8, 2009.

### ORIGINALLY ENTERED NFL:

- Originally entered the NFL as a fifth-round selection (150th overall) by the N.Y. Jets in the 2006 NFL Draft.

### CAREER HIGHLIGHTS:

- Has played in four career games, all with the Jets in 2007, and recorded one reception for seven yards.
- Spent the 2006 season on the N.Y. Jets Injured Reserve list.

### 2008 HIGHLIGHTS:

- Spent nine weeks on the Buccaneers practice squad.

### COLLEGE/PERSONAL:

- Played in 41 games for the Wisconsin Badgers and had 12 receptions for 144 yards for a 12.0 average.

- Earned honorable mention All-Big Ten, ESPN The Magazine Academic All-District V Selection, Academic All-Big Ten and was UW's Ivan Williamson Scholastic Award winner.
- Earned Academic All-Big Ten honors in 2004 and was a UW Athletic Board Scholar in 2002.
- Graduated with a degree in kinesiology.
- At Plainfield High School (IN) was one of the top 100 players in the Midlands according to Prep Football Report.
- Made Bloomington Herald-Times "Top 33" team, Associated Press All-State and 4A Defensive Player of the Year in 2000.
- Born Jason Pociask on February 9, 1983 in Indianapolis, Indiana.

For more detailed information, go to [www.Buccaneers.com/Players](http://www.Buccaneers.com/Players)

### SINGLE-GAME HIGHS

Receptions: 1, vs. Pittsburgh, 11/18/07 (w/N.Y. Jets)  
 Receiving Yards: 7, vs. Pittsburgh, 11/18/07 (w/N.Y. Jets)



## POCIASK'S CAREER STATISTICS

YEAR	TEAM	GP	GS	RECEIVING NO	YDS	AVG	LG	TD
2006	N.Y. Jets			Injured Reserve				
2007	N.Y. Jets	4	0	1	7	7.0	7	0
<b>NFL Totals</b>		<b>4</b>	<b>0</b>	<b>1</b>	<b>7</b>	<b>7.0</b>	<b>7</b>	<b>0</b>



**BARRETT RUUD**  
**51** LINEBACKER  
**HT: 6-2 WT: 241**  
**DOB: 5/20/83**  
**NFL: 5th Year**  
**ACQ: D2, 2005**  
**College: Nebraska**

### ACQUIRED BY BUCS:

- Originally entered the league as a second-round draft pick (36th overall) of the Buccaneers in the 2005 NFL Draft.

### CAREER HIGHLIGHTS:

- For the second consecutive season in 2008, led the Buccaneers in tackles while establishing a new career-high with 178 stops.
- Posted a career-high tying 18 tackles at Kansas City (11/2/08).
- Led the team with a then career-high 169 tackles in 2007.
- Named NFC Defensive Player of the Month in September 2007.
- Named NFC Defensive Player of the Week for his effort in Week 2 against New Orleans (9/16/07).
- In 2007, tied for second on the team with three forced fumbles, ranked second on with three fumble recoveries and tied for third on the team with two interceptions.
- Made first career start in season opener against Baltimore (9/10/06).
- One of three Buccaneer rookies to play in all 16 regular season games and playoff contest in 2005.
- Ranked tied for fourth on the team with 18 special teams tackles as a rookie in 2005.

### 2008 HIGHLIGHTS:

- Led team with 178 tackles.
- Posted a career-high tying 18 tackles at Kansas City (11/2).

- Ranked tied for fourth on the team with two interceptions.
- Ranked fifth on the team with three sacks.
- Tied for sixth on the team with seven passes defended.
- Registered first career sack against Green Bay (9/28).
- Recorded first interception of the season off QB Kyle Orton at Chicago (9/21) while leading the team with 13 tackles.
- Posted first career sack against Green Bay (9/28), dropping QB Aaron Rodgers, and added his second interception of the season against the Packers while finishing the contest with a team-leading nine tackles and one pass defended.
- Led the team with a then season-high 16 tackles at Dallas (10/26).
- Led team with 17 tackles, including one TFL, at Atlanta (12/14).

### COLLEGE/PERSONAL:

- Honors at Nebraska included: 2004 First-Team All-American selection (The NFL Draft Report), 2004 Third-Team All American (AP), 2004 First-Team All-Big 12, 2002-2004 Academic All-Big 12, 2003 Second-Team All-Big 12 (AP), 2003 Third-Team All-Big 12 (Coaches), 2002-2003 Member of the Big 12 Commissioner's Academic Honor Roll, 2002 All-Big 12 honorable mention (Coaches).
- Started 37 of 50 games during his career, finishing his career as the Huskers' all-time leading tackler with 432 tackles.

- Graduated with a degree in business management.
- Served as the Buccaneers' 2008 spokesman for the NFL/American Heart Association's "What Moves U" initiative, promoting health and fitness to local youth.
- Joined other NFL players to run football drills and promote healthy living to students at Dr. John Long Middle School for the NFL Play 60/What Moves U Challenge during 2009 Super Bowl week.
- This past offseason, hosted a golf tournament with the Pewter Report that benefited the American Heart Association.
- Filmed a PSA with the Hillsborough County Sheriff's Department in 2008 encouraging seat-belt safety with teen drivers.
- Hosted breast cancer patients and survivors at Tampa Bay's October 14, 2007 game through his gameday ticket program, in commemoration of National Breast Cancer Awareness Month.
- Provides charitable groups with tickets to Bucs home games through Barrett's Backers, a gameday ticket program that he has sponsored since 2006.
- Attended Lincoln (NE) Southeast High School where he was a four-year letterman who helped the team compile a 48-2 record, and four state playoff appearances including Class A state titles in 1997, 1998 and 2000.
- Two-time All-Nebraska honoree by the Omaha World-Herald and a two-time super-state pick by the Lincoln Journal Star.
- Son of Tom and the late Jamie Ruud.
- Father, Tom (1972-1974), two uncles, Bob Martin (1973-1975), and John Ruud (1978-1979), great-grandfather, Clarence Swanson (1918-1921) and brother, Bo (2004-2007) all played football for Nebraska.
- Brother Bo was selected in the sixth round (197th overall) of the 2008 NFL Draft by New England and currently plays for the Cleveland Browns.
- Born Barrett James Ruud on May 20, 1983 in Lincoln, Nebraska.

For more detailed information, go to [www.Buccaneers.com/Players](http://www.Buccaneers.com/Players)

## RUUD'S CAREER STATISTICS

YEAR	TEAM	GP	GS	TACKLES				SK	YDS	INTERCEPTIONS					FUMBLES			ST TACKLES		
				TOT	SOLO	ASST				NO	YDS	LG	TD	PD	FF	FR	YDS	T	S	A
2005	Tampa Bay	16	0	7	2	5	0.0	0.0	0	0	0	0	0	0	0	0	0	18	12	6
2006	Tampa Bay	16	5	59	32	27	0.0	0.0	0	0	0	0	0	0	0	0	0	12	9	3
2007	Tampa Bay	15	15	169	99	70	0.0	0.0	2	7	5	0	4	3	3	3	0	0	0	0
2008	Tampa Bay	16	16	178	130	48	3.0	20.0	2	10	10	0	7	0	1	0	0	0	0	0
NFL Totals		63	36	413	263	150	3.0	20.0	4	17	10	0	11	3	4	3	30	21	9	

### PLAYOFFS

YEAR	TEAM	GP	GS	TACKLES				SK	YDS	INTERCEPTIONS					FUMBLES			ST TACKLES		
				TOT	SOLO	ASST				NO	YDS	LG	TD	PD	FF	FR	YDS	T	S	A
2005	Tampa Bay	1	0	0	0	0	0.0	0.0	0	0	0	0	0	0	0	0	0	1	0	1
2007	Tampa Bay	1	1	10	6	4	0.0	0.0	0	0	0	0	0	0	0	0	0	0	0	0
Postseason		2	1	10	6	4	0.0	0.0	0	0	0	0	0	0	0	0	0	1	0	1

### SINGLE-GAME HIGHS

Tackles: 18, twice, last at Kansas City, 11/2/08  
 Interceptions: 1, twice, last vs. Oakland, 12/28/08  
 Sacks: 1, three times, last vs. Minnesota, 11/16/08  
 Forced Fumbles: 2, vs. New Orleans, 9/16/07  
 Fumble Recoveries: 1, four times, last vs. Seattle, 10/19/08  
 Passes Defensed: 2, at Chicago, 9/21/08  
 Special Teams Tackles: 3, at Green Bay, 9/25/05

### ADDITIONAL STATS

Special Teams Fumble Recovery: 1 at N.Y. Jets, 10/9/05

**ARRON SEARS****78****GUARD****HT: 6-3 WT: 319****DOB: 10/25/84****NFL: 3rd Year****ACQ: D2A, 2007****College: Tennessee****ACQUIRED BY BUCS:**

- Originally entered the league as a second-round selection (35th overall) by Tampa Bay in the 2007 NFL Draft.

**CAREER HIGHLIGHTS:**

- Earned PFW/PFWA All-Rookie Team honors in 2007.
- Started 31 games and one playoff game in his career.
- Helped lead the offense to 5,456 total yards, the highest single-season total in franchise history in 2008.
- Helped lead the offense to 361 points, the second-highest single-season total in team history (388 points in 2000) in 2008.
- Helped Buccaneers offense average 4.17 yards per rush to rank second in team history in 2007.
- Part of an offense that scored 334 points, the fourth-highest total in team history in 2007.

**2008 HIGHLIGHTS:**

- Started 15 games (all but at Kansas City) at left guard.
- Helped lead the offense to 5,456 total yards, the highest single-season total in franchise history.
- Helped lead the offense to 361 points, the second-highest single-season total in team history (388 points in 2000).
- Started at left guard at New Orleans (9/7), helping the Buccaneers offense rush for 146 yards on 20 carries, an average of 7.3 yards per carry, which is the third-highest single-game average in team history.

- Started at left guard at Chicago (9/21) and was part of an offense that did not allow a sack in a team-record 67 pass attempts.
- Started at left guard against Green Bay (9/28), leading the offense to a season-high 178 rushing yards and did not allow a sack for the second straight week.

**COLLEGE/PERSONAL:**

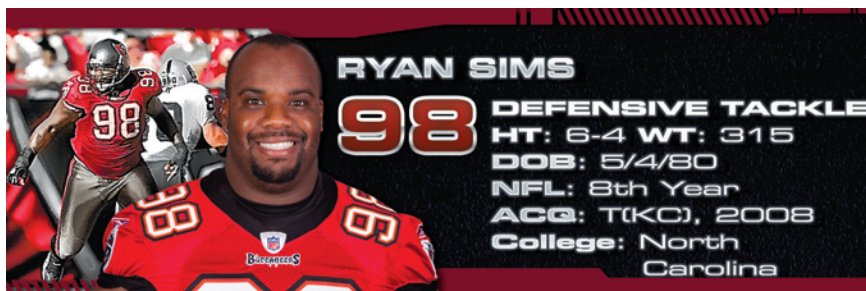
- Saw action at every position, except center, on the Tennessee offensive line during his career.
- A 2006 All-American who won the SEC's Jacobs Award his senior season, given annually to the best blocker.
- All-Southeastern Conference first-team selection by the league's coaches and the Associated Press as a junior.
- Played in 44 games with 37 starts in four seasons with the Volunteers (2003-2006).
- Majored in sociology with an emphasis in arts and sciences.
- Visited with children in the pediatric ward of University Community Hospital in October 2007.
- Participated in "Turkey Time with the O-Line", a Thanksgiving program sponsored by the offensive line which provided 400 meals in 2007 and 600 meals in 2008 for local needy families.
- Attended Russellville (AL) High School where he was selected Class 5A Lineman of the Year by Alabama High School Sports magazine and named to the Fox Sports Network's "Countdown to Signing Day" All-South third-team.
- Born Arron Eugene Sears on October 25, 1984.

For more detailed information, go to [www.Buccaneers.com/Players](http://www.Buccaneers.com/Players)

**SEARS' CAREER STATISTICS**

Games/Starts: TB: 2007: 16/16 (P: 1/1); 2008: 15/15  
 Career Totals: 31/31 (P: 1/1)

P=Playoffs

**ACQUIRED BY BUCS:**

- Acquired via trade with the Kansas City Chiefs on May 1, 2007.

**ORIGINALLY ENTERED NFL:**

- Originally entered the NFL as the Chiefs first-round selection (sixth overall) in the 2002 NFL Draft.

**CAREER HIGHLIGHTS:**

- Led the 2007 Buccaneers with four TFL despite only appearing in nine games.
- In 2003, totaled career highs with 83 tackles and 3.0 sacks in his first full season as a starter with the Chiefs.
- Tallied 10 tackles and a career-high two sacks of QB Tommy Maddox against Pittsburgh (9/14/03).
- Has appeared in 83 career games with 38 starts.

**2008 HIGHLIGHTS:**

- Played in 15 contests with two starts (at Carolina and at Atlanta), totaling 27 tackles, including three TFLs and 1.5 sacks and two passes defended.
- Registered four tackles, including one TFL and one sack of QB Brad Johnson at Dallas (10/26).
- Tallied a season-high six tackles in start at Atlanta (12/14).

**COLLEGE/PERSONAL:**

- Three-year starter who appeared in 43 games with 33 starts at North Carolina.

- Finished his college career with 167 tackles, 14.0 sacks, 11 passes defended, 40 quarterback pressures and one fumble recovery.
- Former college teammate of the second overall pick in the 2002 NFL Draft, DE Julius Peppers.
- First-team All-Atlantic Coast Conference choice and a second-team All-America selection as a senior when he recorded 51 tackles and four passes defended.
- Majored in communications.
- Started the Ryan Sims Foundation in 2006 which is dedicated to supporting the fight against cancer and to raise awareness about prevention, treatment and survival.
- Signed autographs and helped provide food and gifts for children and families at the Children's Cancer Center's Winter Holiday Party in December 2007 and 2008.
- Escorted cancer survivors during the SAKS Fifth Avenue "Key to the Cure" Fashion Show to benefit the H. Lee Moffitt Cancer Center & Research Institute in October 2007.
- First-team all-state, all-region and all-area selection at Paul M. Dorman High School (Spartanburg, SC).
- Had 61 tackles, eight sacks, two passes defended and one forced fumble as a senior.
- Born Ryan O'Neal Sims on May 4, 1980 in Spartanburg, South Carolina.

For more detailed information, go to [www.Buccaneers.com/Players](http://www.Buccaneers.com/Players)

**SINGLE-GAME HIGHS**

Tackles: 12, vs. Oakland, 11/23/03 (w/Kansas City)  
 Sacks: 2.0, vs. Pittsburgh, 9/14/03 (w/Kansas City)  
 Passes Defended: 1, four times, last at Carolina, 12/8/08  
 Fumble Recoveries: 1, vs. Cleveland, 11/9/03 (w/Kansas City)  
 Forced Fumbles: 1, twice, last at Atlanta, 11/18/07  
 Interceptions: 1, vs. Buffalo, 10/26/03 (w/Kansas City)



## SIMS' CAREER STATISTICS

YEAR	TEAM	TACKLES							INTERCEPTIONS				FUMBLES				
		GP	GS	Tot	Solo	Asst	Sk	Yds	No	Yds	Lg	TD	PD	FF	FR	Yds	
2002	Kansas City	6	2	14	6	8	0.0	0.0	0	0	0	0	1	0	0	0	
2003	Kansas City	16	16	83	41	42	3.0	13.0	1	8	8	0	1	1	1	0	
2004	Kansas City	15	13	30	13	17	2.0	9.0	0	0	0	0	0	0	0	0	
2005	Kansas City	6	5	11	10	1	0.0	0.0	0	0	0	0	0	0	0	0	
2006	Kansas City	16	0	11	9	2	0.0	0.0	0	0	0	0	0	0	0	0	
2007	Tampa Bay	9	0	23	23	0	1.0	3.0	0	0	0	0	0	1	0	0	
2008	Tampa Bay	15	2	27	16	11	1.5	9.5	0	0	0	0	2	0	0	0	
NFL Totals		83	38	199	118	81	7.5	34.5	1	8	8	0	4	2	1	0	
PLAYOFFS	YEAR	TEAM	TACKLES							INTERCEPTIONS				FUMBLES			
			GP	GS	Tot	Solo	Asst	Sk	Yds	No	Yds	Lg	TD	PD	FF	FR	Yds
2003	Kansas City	1	1	2	1	1	0.0	0.0	0	0	0	0	0	0	0	0	
2006	Kansas City	1	0	1	1	0	0.0	0.0	0	0	0	0	0	0	0	0	
2007	Tampa Bay	1	0	2	2	0	0.0	0.0	0	0	0	0	0	0	0	0	
Postseason		3	1	5	4	1	0.0	0.0	0	0	0	0	0	0	0	0	



### ACQUIRED BY BUCS:

- Signed by the Buccaneers as an undrafted free agent on May 6, 2008.

### CAREER HIGHLIGHTS:

- Selected to the Pro Bowl following the 2008 season.
- Became the first Buccaneers kick returner ever selected to the Pro Bowl and just the second rookie in team history to make the annual all-star game, joining RB Warrick Dunn in 1997.
- Also joined Everson Walls (1981) and Rufus Porter (1988) as the only undrafted rookie free agents to make the Pro Bowl since 1970.
- Earned All-NFC honors at punt returner by PFW/PFWA and was a second-team AP All-Pro selection as a kick returner.
- Garnered PFW/PFWA All-Rookie honors as a punt returner.
- Became the second player in franchise history to return a kickoff for a touchdown with his 97-yard kickoff return for a touchdown at Kansas City

(11/2/08). It also marked the longest kickoff return in franchise history.

- His 259 total return yards (232 kickoff return yards and 27 punt return yards) at Kansas City (11/2/08) set a franchise record for the most return yards by an individual in a single game.
- With his 70-yard punt return for a touchdown at Detroit (11/23/08), became the first Buccaneer since 2004 to record a punt return for a touchdown.
- Became the first player in franchise history to return both a kickoff and a punt for a touchdown in 2008.

### 2008 HIGHLIGHTS:

- Selected to the AFC-NFC Pro Bowl.
- Spent the first seven weeks of the season on the practice squad.
- Played in nine games after being activated from the Buccaneers practice squad on October 25.
- Ranked fifth in the NFL and second in the NFC with a 27.6 kickoff return average.

- Ranked second in the NFL and first in the NFC with a 14.1 punt return average.
- Only player in the NFL to have a punt return for a touchdown and a kickoff return for a touchdown in 2008.
- Named NFC Special Teams Player of the Month for November.
- Named NFC Special Teams Player of the Week in Week 9.
- His 992 kickoff return yards was the fourth-highest single-season total in franchise history.
- His 1,316 total returns yards (992 kickoff return yards and 324 punt return yards) ranks second in team history for the most total return yards in a single-season.
- Was named NFC Special Teams Player of the Week as he became the second player in team history to return a kickoff for a touchdown with a 97-yard touchdown return at Kansas City (11/2).
- Saw reserve action at Detroit (11/23) and had four punt returns for 90 yards, including a touchdown, and five kickoff returns for 142 yards, including a long of 49 yards.
- Saw reserve action vs. San Diego (12/21) and had seven kickoff returns for 205 yards (29.3 avg.), including a 72-yard return that set up a touchdown.
- In 2005, set an NCAA record against Weber State with three punt returns for 189 yards and two touchdowns.
- Majored in communications.
- Visited St. Joseph's Children's Hospital to participate in the annual "Doctor for a Day" event and to fulfill a patient's wish of meeting a Buccaneer through the Children's Dream Fund in March 2009.
- Went bowling with children from the NFL YET Centers at the NFL Charities Youth Bowling Clinic during 2009 Super Bowl week.
- As a member of the 2008 Buccaneers Rookie Club, coached local youth at the Rookie Club Football Camp, hosted an exclusive movie screening of "The Express" for underserved children, sorted and distributed food at Metropolitan Ministries, visited patients at All Children's Hospital and sang Christmas carols for residents at Westminster Palms Nursing Home in St. Petersburg.
- Ran football drills with Special Olympic athletes during 2008 training camp at Disney's Wide World of Sports.
- Son of Roxanne Wright and Clifton Smith, Sr. and has two sisters, Nichole and Brianna Smith.
- Is the nephew of former NFL safety Tim McDonald.

#### COLLEGE/PERSONAL:

- Played in 35 career games for Fresno State, finishing career with 630 rushing yards on 102 carries (6.2 avg.) with five touchdowns and 34 receptions for 368 yards.
- Also registered 47 career punt returns for 782 yards with five touchdowns and 10 kickoff returns for 182 yards.
- Led Edison High School (Fresno, CA) to the Valley title, earning league MVP honors, rushing for 1,378 yards and 27 touchdowns and totaling more than 300 receiving yards and two touchdown catches.
- Born Clifton Smith, Jr. on July 4, 1985 in Fresno, California.

For more detailed information, go to [www.Buccaneers.com/Players](http://www.Buccaneers.com/Players)

#### SINGLE-GAME HIGHS

Kickoff Returns: 7, vs. San Diego, 12/21/08  
 Kickoff Return Yards: 232, at Kansas City, 11/2/08  
 Long Kickoff Return: 97ft, at Kansas City, 11/2/08  
 Punt Returns: 5, twice, last vs. New Orleans, 11/30/08  
 Punt Return Yards: 90, at Detroit, 11/23/08  
 Long Punt Return: 70ft, at Detroit, 11/23/08  
 Rushes: 4, vs. Minnesota, 11/16/08  
 Rushing Yards: 21, vs. Minnesota, 11/16/08

#### ADDITIONAL STATS

Fumbles-Lost: 4-3 - 4-3 in 2008

## SMITH'S CAREER STATISTICS

YEAR	TEAM	GP	GS	RUSHING			LG	TD	RECEIVING			LG	TD
				ATT	YDS	AVG			NO	YDS	AVG		
2008	Tampa Bay	9	0	8	40	5.0	10	0	4	24	6.0	13	0
NFL Totals		9	0	8	40	5.0	10	0	4	24	6.0	13	0

YEAR	TEAM	KICKOFF RETURNS				PUNT RETURNS			
		NO	YDS	AVG	LG	TD	NO	FC	YDS
2008	Tampa Bay	36	992	27.6	97t	1	23	4	324
Totals		36	992	27.6	97t	1	23	4	324



**JERRY STEVENS**  
**86** TIGHT END  
 HT: 6-7 WT: 260  
 DOB: 11/13/79  
 NFL: 8th Year  
 ACQ: UFA(SEA), 2007  
 College: Washington

**ACQUIRED BY BUCS:**

- Originally signed by the Buccaneers as a free agent on April 29, 2007.

**ORIGINALLY ENTERED NFL:**

- Originally entered the league as a first-round pick (28th overall) of the Seattle Seahawks in the 2002 NFL Draft.

**CAREER HIGHLIGHTS:**

- Played in 100 career games with 32 starts and eight career playoff games with two starts.
- Totaled 184 career receptions for 2,044 receiving yards and 21 touchdowns while totaling 20 catches for 220 yards and four touchdowns in the playoffs.
- Has appeared in 29 games with six starts for the Buccaneers over the past two years (2007-08), totaling 54 receptions for 586 yards and six touchdowns.
- Surpassed 2,000 career receiving yards against San Diego (12/21/08).
- Appeared in his 100th career game against Oakland (12/28/08).
- Totaled a career-high 45 receptions for 554 yards and five touchdowns with Seattle in 2005.
- Set Seattle franchise receiving marks for a rookie tight end with 26 catches, 252 yards and three touchdowns in 2002.

**2008 HIGHLIGHTS:**

- Ranked fifth on the team with 36 receptions for 397 yards and two touchdowns.

- Caught the game-tying one-yard touchdown pass with seven seconds left in regulation at Chicago (9/21), finishing the game with five receptions for 61 yards and one touchdown.
- Saw reserve action vs. Minnesota (11/16) and led the team with six receptions for 84 yards, both career-highs.
- Saw reserve action at Detroit (11/23) and had two receptions for 29 yards and a 24-yard touchdown in the second quarter.

**COLLEGE/PERSONAL:**

- Entered the draft as a redshirt junior and left the University of Washington ranking third in catches among tight ends (74) and fourth among tight ends in receiving yards (953).
- Started 22 of the 27 games he appeared in and was a semifinalist for the 2000 John Mackey Award, given to the nation's top tight end.
- Tallied a career-high, and set a school bowl-game record, with nine receptions for 109 yards and a score against Texas in the 2001 Holiday Bowl.
- As a sophomore, set a school record with 43 catches for 600 yards and three touchdowns while starting all 11 games and was named All-American Second-Team by Gannett News Service, College Football News, Football News and All-Pac-10 Conference Second-Team selection by coaches and media, while Football News named him First-Team All-Pac-10.
- Majoring in American ethnic studies.

- Visited Webb Middle School to promote health and fitness at a "What Moves U" fitness rally in November 2008.
- Joined other Bucs players at Metropolitan Ministries to help run Gatorade Junior Training Camp as part of the annual LAMPLighters event, which is part of a birthday event for children at the shelter.
- Top quarterback prospect out of Olympia (WA) River Ridge High where he passed for 1,497 yards and 15 touchdowns as a senior, and also had 17 catches for 242 yards and three scores.
- Has one brother and two sisters. Sister Jameka, played volleyball at the University of Hawaii.
- Born Jerramy Stevens on November 13, 1979 in Olympia, Washington.

For more detailed information, go to [www.Buccaneers.com/Players](http://www.Buccaneers.com/Players)

## STEVENS' CAREER STATISTICS

		RECEIVING						
YEAR	TEAM	GP	GS	NO	YDS	AVG	LG	TD
2002	Seattle	12	1	26	252	9.7	29	3
2003	Seattle	16	3	6	72	12.0	26	0
2004	Seattle	16	5	31	349	11.3	32	3
2005	Seattle	16	11	45	554	12.3	35t	5
2006	Seattle	11	6	22	231	10.5	26	4
2007	Tampa Bay	15	3	18	189	10.5	24t	4
2008	Tampa Bay	14	3	36	397	11.0	31	2
NFL Totals		100	32	184	2,044	11.1	35T	21

PLAYOFFS		RECEIVING						
YEAR	TEAM	GP	GS	NO	YDS	AVG	LG	TD
2003	Seattle	1	0	0	0	0.0	0	0
2004	Seattle	1	0	1	16	16.0	16	0
2005	Seattle	3	1	11	104	9.5	17t	2
2006	Seattle	2	1	7	95	13.6	37t	2
2007	Tampa Bay	1	0	1	5	5.0	5	0
Postseason		8	2	20	220	11.0	37t	4

### SINGLE-GAME HIGHS

Receptions: 6, vs. Minnesota, 11/16/08  
 Receiving Yards: 84, vs. Minnesota, 11/16/08  
 Receiving TDs: 2, at San Francisco, 12/23/07

### ADDITIONAL STATS

Kickoff Returns: 1 for 12 yards in 2004



**BYRON STORER**  
**44** FULLBACK  
 HT: 6-1 WT: 230  
 DOB: 5/1/84  
 NFL: 3rd Year  
 ACQ: FA, 2007  
 College: California

### ACQUIRED BY BUCS:

- Originally entered the league as an undrafted free agent by the Buccaneers on May 3, 2007.

### CAREER HIGHLIGHTS:

- Played in 15 career games with six starts, and has one game of playoff appearance.
- Has two receptions for three yards and 16 special teams tackles.
- Spent time on the Buccaneers active roster and practice in his first two NFL seasons.

- Placed on Injured Reserve on May 19 ending his 2009 season.

### 2008 HIGHLIGHTS:

- Played in six games with three starts before being placed on injured reserve on October 15 because of a knee injury.
- Finished the season with seven special teams tackles.
- Had a team-high three special teams tackles against Green Bay (9/28).



**COLLEGE/PERSONAL:**

- A three-time all-conference selection on special teams at Cal, taking over starting fullback duties as a senior for the Golden Bears in 2006.
- Majored in mass communications.
- Along with teammates Geno Hayes and Clifton Smith, spoke to students at Liberty Middle School in January 2009 about the importance of physical activity and sound nutrition during the Buccaneers and American Heart Association "What Moves U" fitness rally.
- Participated in the second annual Buccaneers Day of Giving, surprising 30 needy families with holiday gifts, tickets, and a shopping spree in December 2008.

- Joined other members of the Rookie Club on Memorial Day (2007) for an afternoon of bowling with children on the waiting list of Big Brothers/Big Sisters on Hillsborough and Pinellas Counties.
- Played both linebacker and fullback while at Central (Modesto, CA) Catholic.
- As a senior, earned all-state honors at linebacker from Calhisports.com and was the Modesto Bee's District Player of the Year.
- Rushed for 1,038 yards, while racking up 325 yards receiving and scoring 23 touchdowns on offense and registered 83 tackles and one interception on defense.
- Born Byron Storer on May 1, 1984 in Modesto, California.

For more detailed information, go to [www.Buccaneers.com/Players](http://www.Buccaneers.com/Players)

**STORER'S CAREER STATISTICS**

YEAR	TEAM	GP	GS	RUSHING					LG	TD	RECEIVING					LG	TD
				ATT	YDS	AVG					NO	YDS	AVG				
2007	Tampa Bay	9	3	0	0	-	-	0	2	3	1.5	2	0				
2008	Tampa Bay	6	3	0	0	-	-	0	0	0	-	-	0				
NFL Totals		15	6	0	0	-	-	0	2	3	1.5	2	0				
PLAYOFFS		GP	GS	RUSHING					LG	TD	RECEIVING					LG	TD
YEAR	TEAM			ATT	YDS	AVG					NO	YDS	AVG				
2007	Tampa Bay	1	0	0	0	0.0	0	0	0	0	0.0	0	0				
Postseason		1	0	0	0	0.0	0	0	0	0	0.0	0	0				

**ADDITIONAL STATS**

Special Teams Tackles: 16 (3 in playoffs) – 9 in 2007 (3 in playoffs), 7 in 2008



**MAURICE STOVALL**  
**85** WIDE RECEIVER  
 HT: 6-5 WT: 220  
 DOB: 2/21/85  
 NFL: 4th Year  
 ACQ: D3, 2006  
 College: Notre Dame

**ACQUIRED BY BUCS:**

- Originally entered league as a third-round selection (90th overall) by Tampa Bay in the 2006 NFL Draft.

**CAREER HIGHLIGHTS:**

- Has played in 29 games with three starts, totaling 20 catches for 213 yards and one touchdown.

- Rushed twice for 29 yards, and also returned two kickoffs for 37 yards and recorded 25 special teams tackles.
- Ranked second on the team with 18 special teams tackles in 2007.
- Scored first career touchdown at Detroit (10/21/07).
- Made professional debut at New Orleans (10/8/06).

- Has lost time to injury in each of the past three seasons.

#### 2008 HIGHLIGHTS:

- Played in five games, recording three receptions for 25 yards, before being placed on injured reserve on November 12.
- Also had seven special teams tackles on the year.

#### COLLEGE/PERSONAL:

- Played in 46 games with 23 starts at Notre Dame, finishing his career third in Notre Dame history for touchdown receptions in a career with 18, and fourth in receiving yards with 2,195.
- Ended career ranked fourth in Irish history for receptions in a career with 130.
- His 11 touchdowns as a senior ranked tied for second on Irish single-season receiving touchdowns list.
- Majored in sociology and computer applications.
- Along with teammate Torrie Cox, spoke to students at Pierce Middle School in January 2009 about the importance of physical activity and sound nutrition during the Buccaneers and American Heart Association "What Moves U" fitness rally.

- Sorted and distributed food to families in need at Metropolitan Ministries in November 2008.
- Visited with wounded soldiers and their families at the Fisher House at James A. Haley Veterans Hospital in November 2008.
- As part of "On the Go with Mo," an initiative to positively impact the community in which he lives, spoke to children at the St. Stephen Catholic School afterschool program, greeted pediatric patients at Brandon Regional Hospital, delivered Meals on Wheels to senior citizens in the Brandon area, and visited nine-year-old Cameron Dawson, who was born blind in his left eye and has suffered two retinal detachments, and his third-grade classmates at St. Stephen Catholic School in October and November 2007.
- A First-Team USA Today All-American as a senior at John Carroll (Radnor, PA) High School.
- Caught 31 passes for 743 yards and nine touchdowns as a senior in 2001 for the Philadelphia Catholic League Blue Division's championship team and returned four punts for touchdowns in 2001, and returned five of his 11 interceptions for touchdowns – with those nine return touchdowns setting a city record.
- First football player to have his jersey retired at Archbishop Carroll.
- Born Maurice Aurilius Stovall on February 21, 1985 in Philadelphia, Pennsylvania.

For more detailed information, go to [www.Buccaneers.com/Players](http://www.Buccaneers.com/Players)

### STOVALL'S CAREER STATISTICS

YEAR	TEAM	GP	GS	RECEIVING				RUSHING					
				NO	YDS	AVG	LG	TD	ATT	YDS	AVG	LG	TD
2006	Tampa Bay	9	2	7	102	14.6	27	0	2	29	14.5	18	0
2007	Tampa Bay	15	1	10	86	8.6	13	1	0	0	-	-	0
2008	Tampa Bay	5	0	3	25	8.3	9	0	0	0	-	-	0
NFL Totals		29	3	20	213	10.7	27	1	2	29	14.5	18	0

PLAYOFFS YEAR	TEAM	GP	GS	RECEIVING				RUSHING					
				NO	YDS	AVG	LG	TD	ATT	YDS	AVG	LG	TD
2007	Tampa Bay												
Injured Reserve													
Postseason		0	0	0	0	-	-	0	0	0	-	-	0

#### SINGLE-GAME HIGHS

Receptions: 5, vs. Jacksonville, 10/28/07  
 Receiving Yards: 47, vs. Jacksonville, 10/28/07  
 Receiving TDs: 1, at Detroit, 10/21/07

#### ADDITIONAL STATS

Special Teams Tackles: 25 – 18 in 2007, 7 in 2008  
 Kickoff Returns: 2 for 37 yards – 1 for 22 yards in 2007, 1 for 15 yards in 2008



#### ACQUIRED BY BUCS:

- Originally entered the NFL as a first-round selection (20th overall) by Tampa Bay in the 2008 NFL Draft.

#### CAREER HIGHLIGHTS:

- Highest cornerback ever selected by Tampa Bay in the NFL Draft (20th overall in 2008).
- Four interceptions tied for first among all NFL rookies in 2008 and also tied for the team lead.
- Played in 15 games with two starts, totaling 27 tackles, four interceptions, 10 passes defended and five special teams tackles.
- Recorded first career interception against Atlanta (9/14/08).

#### 2008 HIGHLIGHTS:

- Tied for the team lead with four interceptions.
- Four picks also tied for first among all NFL rookies.
- Ranked third on the team with 10 passes defended.
- Made first career start at Kansas City (11/2).
- Recorded first career interception against Atlanta (9/14) off QB Matt Ryan.

#### COLLEGE/PERSONAL:

- Entered the draft following his junior season and became the first player Tampa Bay has ever selected from Kansas.

- Ranked second in Kansas history with 13 career interceptions and ranked first in school history with 322 yards via interception returns.
- Played in 34 career games with 32 starts and recorded 162 tackles, two fumble recoveries, two forced fumbles and 43 passes defended.
- Unanimous All-Big 12 Conference and consensus All-American first-team selection in 2007.
- Majored in sociology.
- Participated in the second annual Buccaneers Day of Giving, surprising 30 needy families with holiday gifts, tickets, and a shopping spree in December 2008.
- Sorted and distributed food for Metropolitan Ministries' Holiday Assistance Program with Rookie Club members in November 2008.
- Coached football drills and fundamentals to local Pop Warner participants during the second annual Rookie Club Football Camp in June 2008.
- Son of Okolo Talib and Theodore Henry.
- Attended Berkner (Richardson, TX) High School.
- Earned first-team All-District and All-City honors and was named the team's Defensive Back of the Year as a senior.
- Born Aqib Talib on February 13, 1986 in Cleveland, Ohio.

For more detailed information, go to [www.Buccaneers.com/Players](http://www.Buccaneers.com/Players)

### TALIB'S CAREER STATISTICS

YEAR	TEAM	GP	GS	TACKLES				YDS	INTERCEPTIONS				FUMBLES				ST TACKLES		
				TOT	SOLO	ASST	SK		NO	YDS	LG	TD	PD	FF	FR	YDS	T	S	A
2008	Tampa Bay	15	2	27	19	8	0.0	0.0	4	32	19	0	10	0	0	0	5	4	1
NFL Totals		15	2	27	19	8	0.0	0.0	4	32	19	0	10	0	0	0	5	4	1

#### SINGLE-GAME HIGHS

Tackles: 5, vs. New Orleans, 11/30/08  
 Interceptions: 1, four times, last at Atlanta, 12/14/08  
 Passes Defended: 2, vs. Carolina, 10/12/08



#### ACQUIRED BY BUCS:

- Originally entered league as a second-round selection (59th overall) by the Buccaneers in 2006 NFL Draft.

#### CAREER HIGHLIGHTS:

- Played in 47 career games with 45 starts and also started one postseason contest.
- Has started 45 consecutive regular season games at right tackle, dating back to 2006 season.
- Helped lead the offense to 5,456 total yards in 2008, the highest single-season total in franchise history.
- Helped lead the offense to 361 points in 2008, the second-highest single-season total in team history (388 points in 2000).
- In 2007, helped Buccaneers offense average 4.17 yards per rush to rank second in team history and was part of an offense that scored 334 points, the fourth-highest total in team history.
- During his rookie season in 2006, played in 15 games and made 13 starts.
- Made first start of career at New Orleans (10/8/06) at right tackle.

#### 2008 HIGHLIGHTS:

- Helped lead the offense to 5,456 total yards, the highest single-season total in franchise history.
- Helped lead the offense to 361 points, the second-highest single-season total in team history (388 points in 2000).
- Started at right tackle at New Orleans (9/7) and helped the Buccaneers offense rush for 146 yards on 20 carries, an average of 7.3 yards per carry, which is the third-highest single-game average in team history.

- Started at right tackle at Chicago (9/21) and was part of an offense that did not allow a sack in a team-record 67 pass attempts.
- Started at right tackle against Green Bay (9/28) and led the offense to a season-high 178 rushing yards and did not allow a sack for the second straight week.
- Started at right tackle against Oakland (12/28) and helped the offense rush for over 100 yards for the 10th time this season.

#### COLLEGE/PERSONAL:

- Honors included 2005 second-team All-ACC and 2004 second-team All-Big East as a three-year starter for the Eagles.
- Made 36 starts during his career at Boston College.
- Majored in communications.
- Son of Wanda and Roger Trueblood and step-mother is Nancy Trueblood.
- Earned SuperPrep All-America honors as a senior at Cathedral High School (Indianapolis, IN).
- Helped lead Cathedral to back-to-back State 4A championships in 1998 and 1999.
- Participated in "Turkey Time with the O-Line," a Thanksgiving program sponsored by the offensive line which provided 400 meals in 2007 and 600 meals in 2008 for local needy families.
- Painted objects for auction at the Mayor's Beautification Program's Silverspoons and Sandcastles fundraiser in April 2008.
- Born Jeremy Tyler Trueblood on May 10, 1983 in Indianapolis, Indiana.


For more detailed information, go to [www.Buccaneers.com/Players](http://www.Buccaneers.com/Players)

### TRUEBLOOD'S CAREER STATISTICS

Games/Starts: TB: 2006: 15/13; 2007: 16/16 (P: 1/1); 2008: 16/16  
Career Totals: 47/45 (P: 1/1)

P=Playoffs





**DERRICK WARD**  
**28** **RUNNING BACK**  
**HT: 5-11 WT: 228**  
**DOB: 8/30/80**  
**NFL: 6th Year**  
**ACQ: UFA(NYG), 2009**  
**College: Ottawa (KS)**

#### ACQUIRED BY BUCS:

- Joined the Buccaneers as a free agent on March 3, 2009.

#### ORIGINALLY ENTERED NFL:

- Originally entered the NFL as a seventh-round (235th overall) draft choice by the N.Y. Jets in 2004.

#### CAREER HIGHLIGHTS:

- In 2008, rushed for 1,025 yards and joined N.Y. Giants RB Brandon Jacobs (1,089 rushing yards) as only the fourth pair of running back teammates to rush for more than 1,000 yards in the same season in NFL history.
- Averaged 5.6 yards-per-rush in 2008 to become only the seventh running back in NFL history to possess that high of an average while running for at least 1,000 yards.
- Led the Giants with a 27.3-yard kickoff return average in 2004, with 436 yards on 16 returns, including a 92-yard touchdown.
- Has played in 51 regular season games with eight starts. Appeared in one postseason contest.
- Spent five seasons with the Giants (2004-08) after being signed off the Jets' practice squad on October 13, 2004.

#### 2008 HIGHLIGHTS:

- Played in all 16 games for the first time in his career with three starts for the Giants. Also played in lone playoff contest.

#### SINGLE-GAME HIGHS

**Rushes:** 26, at Washington, 9/23/07 (w/N.Y. Giants)  
**Rushing Yards:** 215, vs. Carolina, 12/21/08 (w/N.Y. Giants)  
**Rushing TDs:** 1, five times, last at Arizona, 11/23/08 (w/N.Y. Giants)  
**Receptions:** 6, at Washington, 9/23/07 (w/N.Y. Giants)  
**Receiving Yards:** 75, at Washington, 11/30/08 (w/N.Y. Giants)  
**Kickoff Return Yards:** 194, at Washington, 12/5/04 (w/N.Y. Giants)  
**Long Kickoff Return:** 92t, at Washington, 12/5/04 (w/N.Y. Giants)  
 3 100-Yard Rushing Games

- Rushed for 1,025 yards to rank second on the team.
- Against Carolina (12/21), rushed for 215 yards on 15 carries, a 14.3-yard average that was the highest in NFL history by a back with at least 15 rushing attempts. Effort against Carolina earned him Week 16 NFC Offensive Player of the Week honors.
- Rushed for 1,025 yards on 182 carries on the season, a 5.6-yard average, and caught 41 passes for 384 yards, all career highs.
- Also rushed for two touchdowns and had a career-long 51-yard run.

#### COLLEGE/PERSONAL:

- Transferred to Ottawa University in Kansas for his final year in 2003, where he set NAIA single-season records with 2,061 rushing yards, 28 touchdowns and 7.8 yards per carry on 263 attempts.
- Gained 1,091 yards with 11 touchdowns on 197 carries (5.5 avg.) and caught three passes for 49 yards in 20 games at Fresno State.
- Earned Freshman All-America honors at Fresno State in 1999.
- Attended Valley View (Moreno Valley, CA) High where he was named the Sun Belt League Offensive MVP.
- Cousin, J.R. Redmond, was an All-America running back at Arizona State and played for the Oakland Raiders and New England Patriots.
- Born Derrick Ward on August 30, 1980 in Los Angeles, California.

#### ADDITIONAL STATS

**Kickoff Returns:** 40 for 923 – 16 for 436 yards and one TD in 2004; 23 for 466 yards in 2006; 1 for 21 yards in 2008  
**Special Teams Tackles:** 28 – 9 in 2004; 16 in 2005; 3 in 2006.  
**Fumbles-Lost:** 6-2 (0-0 in playoffs) – 1-1 in 2004, 0-0 in 2005, 1-0 in 2006, 2-1 in 2007, 2-0 in 2008 (0-0 in playoffs)

## WARD'S CAREER STATISTICS

YEAR	TEAM	GP	GS	RUSHING					LG	TD	RECEIVING			
				ATT	YDS	AVG	NO	YDS			AVG	LG	TD	
2004	N.Y. Giants	5	0	0	0	0	0	0	0	0	0	0	0	
2005	N.Y. Giants	14	0	35	123	3.5	12	0	2	13	6.5	8	0	
2006	N.Y. Giants	8	0	0	0	0	0	0	0	0	0	0	0	
2007	N.Y. Giants	8	5	125	602	4.8	44	3	26	179	6.9	17	1	
2008	N.Y. Giants	16	3	182	1,025	5.6	51	2	41	384	9.4	48	0	
NFL Totals		51	8	342	1,750	5.1	51	5	69	576	8.4	48	1	
PLAYOFFS	YEAR	TEAM	GP	GS	RUSHING			LG	TD	RECEIVING			LG	TD
					ATT	YDS	AVG			NO	YDS	AVG		
	2008	N.Y. Giants	1	0	12	46	3.8	14	0	5	24	4.8	8	0
Postseason		1	0	12	46	3.8	14	0	5	24	4.8	8	0	



**STYLEZ G. WHITE**  
**91** DEFENSIVE END  
 HT: 6-3 WT: 270  
 DOB: 7/25/79  
 NFL: 3rd Year  
 ACF: FA, 2007  
 College: Minnesota

**ACQUIRED BY BUCS:**

- Signed by the Tampa Bay Buccaneers on August 4, 2007.

**ORIGINALLY ENTERED NFL:**

- Entered the league as a seventh-round pick (229th overall) of the Houston Texans in 2002.

**CAREER HIGHLIGHTS:**

- Led Buccaneers in both sacks (8.0) and forced fumbles (7) in 2007.
- His seven forced fumbles in 2007 tied for the club's single-season record with Broderick Thomas (seven in 1991) and Wally Chambers (seven in 1979).
- Recorded first career sack against New Orleans (9/16/07) and added first three tackles of NFL career.
- Played in 32 career games with two starts, all with Tampa Bay.
- Has spent time on the practice squads of Washington, New Orleans, Tennessee, Atlanta and Tampa Bay during his professional career and also played two seasons (2006-07) with the Orlando Predators in the Arena Football League.
- Had one of most prolific seasons in Arena Football League history, setting AFL record with 15 quarterback sacks in 2007 while earning first

team All-Arena, AFL Lineman of the Year and AFL Defensive Player of Year awards in the process.

- Became just the fourth man in AFL history to record 12 or more sacks in a single season and also led league with six forced fumbles.
- Also spent 2005 in NFL Europe with the Cologne Centurions after being allocated by the Chicago Bears. Led NFLE with seven sacks that season.

**2008 HIGHLIGHTS:**

- Appeared in all 16 contests.
- Ranked tied for second on the team with 5.0 sacks.
- Posted one sack of QB Drew Brees and had four tackles in season opener at New Orleans (9/7).
- Corralled QB Matt Ryan for 1.5 sacks in contest against Atlanta (9/14).
- Dropped QB Kyle Orton for one sack at Chicago (9/21).
- Finished game at Detroit (11/23) with two tackles, including one sack of QB Daunte Culpepper, and one forced fumble.

**COLLEGE/PERSONAL:**

- Played college football at Minnesota (1998-01), recording 132 total tackles with 11 quarterback sacks in three seasons of action.

- Started 11 games at strongside linebacker, recording 58 tackles with five quarterback sacks and five forced fumbles during his senior season.
- Majored in youth studies.
- Started his charitable organization, the Better Us Foundation, in 2008 to create opportunities for underserved and underprivileged people that might not readily have the means to access them.
- Sponsors a ticket program at all home games named White's Warriors, in support of numerous charitable groups.
- Visited St. Joseph's Children's Hospital to participate in the annual "Doctor for a Day" event

and to fulfill a patient's wish of meeting a Buccaneer through the Children's Dream Fund in March 2009.

- Spoke to students at Kennedy Middle School in February 2008 about the importance of physical activity and sound nutrition during the Buccaneers and American Heart Association "What Moves U" fitness rally.
- Two-time all-state selection at Malcolm X. Shabazz High School (Newark, NJ), posted 125 tackles as a senior in earning All-America honors.
- Born Greg White on July 25, 1979 in Newark, New Jersey.

For more detailed information, go to [www.Buccaneers.com/Players](http://www.Buccaneers.com/Players)

### WHITE'S CAREER STATISTICS

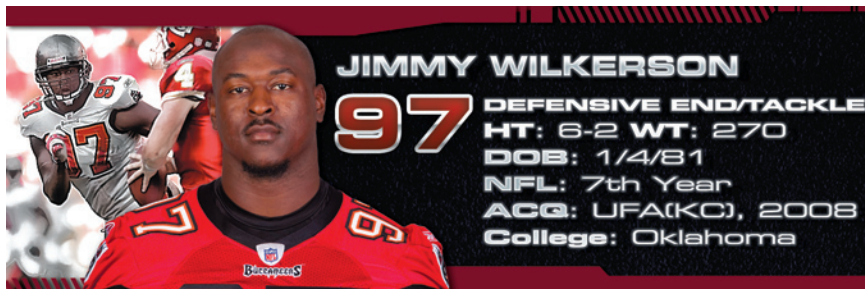
		TACKLES							INTERCEPTIONS					FUMBLES		
YEAR	TEAM	GP	GS	Tot	Solo	Asst	Sk	Yds	No	Yds	Lg	TD	PD	FF	FR	Yds
2007	Tampa Bay	16	2	50	45	5	8.0	50.5	0	0	0	0	1	7	2	0
2008	Tampa Bay	16	0	40	28	12	5.0	39.0	0	0	0	0	1	1	0	0
NFL Totals		32	2	90	73	17	13.0	89.5	0	0	0	0	2	8	2	0
PLAYOFFS		TACKLES							INTERCEPTIONS					FUMBLES		
YEAR	TEAM	GP	GS	Tot	Solo	Asst	Sk	Yds	No	Yds	Lg	TD	PD	FF	FR	Yds
2007	Tampa Bay	1	0	1	1	0	0.0	0.0	0	0	0	0	0	0	0	0
Postseason		1	0	1	1	0	0.0	0.0	0	0	0	0	0	0	0	0

#### SINGLE-GAME HIGHS

Tackles: 7, twice, last vs. Washington, 11/25/07  
 Sacks: 2.5, at Houston, 12/9/07  
 Forced Fumbles: 2, three times, last at Houston, 12/9/07  
 2 multi-sack games

### BUCCANEERS LARGEST MARGIN OF VICTORY ROAD GAMES

Margin	Score	Opponent	Date
35	35-0	at Cincinnati	12/27/98
28	35-7	at Cincinnati	9/29/02
25	25-0	at Baltimore	9/15/02
24	31-7	at Atlanta	11/18/07
22	35-13	at Washington	10/6/03
21	31-10	at Atlanta	9/21/03
21	31-10	at Detroit	9/17/00
21	31-10	at Atlanta	11/9/97
19	33-14	at New Orleans	12/11/77
18	38-20	at Detroit	11/23/08

**ACQUIRED BY BUCS:**

- Joined Tampa Bay as a free agent on March 1, 2008.

**ORIGINALLY ENTERED NFL:**

- Originally entered the NFL as a sixth-round draft pick (189th overall) of Kansas City in 2003.

**CAREER HIGHLIGHTS:**

- Set a career high with five sacks in his first season with the Buccaneers in 2008.
- Named the Chiefs Mack Lee Hill Award winner as a rookie in 2003, an honor annually bestowed on Kansas City's top rookie or first-year player.
- Had first career two-sack performance at Detroit (11/23/08).
- Owns 88 games of NFL experience with six starts, amassing 125 tackles, six sacks, one forced fumble, one fumble recovery and eight passes defended with 47 special teams tackles while playing in two postseason games with the Chiefs, registering three tackles and one special teams stop.

**2008 HIGHLIGHTS:**

- Played in all 16 contests with one start (at Atlanta) for the Buccaneers.
- Ranked tied for second on the team with a career-high five sacks.
- Registered first sack as a Buccaneer vs. Green Bay (9/28), taking down QB Aaron Rodgers.
- Finished with a career-high tying five tackles, one sack, one TFL and one forced fumble vs. Minnesota (11/16).
- Posted first career multi-sack game at Detroit (11/23), dropping QB Daunte Culpepper for two sacks.

- Made first start as a Buccaneer at DT at Atlanta (12/14).

**COLLEGE/PERSONAL:**

- Saw action in 38 games with 24 starts at Oklahoma, amassing 130 tackles, 35 stops for loss and 12 sacks.
- Declared for the draft following his junior season at Oklahoma.
- Was a first-team All-Big 12 choice by The NFL Draft Report as a junior and earned consensus first-team All-Big 12 honors as a sophomore.
- Majored in education.
- Signed autographs and helped provide food and gifts for children and families at the Children's Cancer Center's Winter Holiday Party in December 2008.
- Participated in a faith-based youth football clinic with Buccaneers chaplain Doug Gilcrease and teammates at Belmont Heights in October 2008.
- Visited Gorrie Elementary School in October 2008 to promote the importance of education and the Super Learning in a Super City initiative.
- Married to Jamie with two sons Tyson and Maddox.
- Named the East Texas Player of the Year as a senior and was a two-time All-Texas selection at Paul H. Pewitt High School in Omaha, Texas.
- Former prep quarterback threw for 1,209 yards, rushed for 1,430 yards and posted 35 total touchdowns.
- Born Jimmy Boyd Wilkerson on January 4, 1981 in Omaha, Texas.

For more detailed information, go to [www.Buccaneers.com/Players](http://www.Buccaneers.com/Players)

**SINGLE-GAME HIGHS**

Tackles: 5, twice, last vs. Minnesota, 11/16/08

Sacks: 2, at Detroit, 11/23/08

Fumble Recoveries: 1, at Buffalo, 11/13/05 (w/Kansas City)

Forced Fumbles: 1, vs. Minnesota, 11/16/08

Special Teams Tackles: 3, twice, last at Arizona, 10/8/06 (w/Kansas City)

Kickoff Returns: 1 for 0 – 1 for 0 yards in 2003




# WILKERSON'S CAREER STATISTICS

YEAR	TEAM	GP	GS	TACKLES				YDS	INTERCEPTIONS				PD	FUMBLES			ST TACKLES		
				TOT	SOLO	ASST	SK		NO	YDS	LG	TD		FF	FR	YDS	T	S	A
2003	Kansas City	12	0	23	11	12	0.0	0.0	0	0	0	0	1	0	0	0	8	-	-
2004	Kansas City	15	0	11	4	7	0.5	4.5	0	0	0	0	0	0	0	0	3	-	-
2005	Kansas City	16	2	35	23	12	0.0	0.0	0	0	0	0	3	0	1	0	6	-	-
2006	Kansas City	13	1	17	13	4	0.0	0.0	0	0	0	0	2	0	0	0	11	-	-
2007	Kansas City	16	2	11	8	3	0.5	6.0	0	0	0	0	0	0	0	0	13	-	-
2008	Tampa Bay	16	1	28	21	7	5.0	47.0	0	0	0	0	2	1	0	0	6	6	0
NFL Totals		88	6	125	80	45	6	57.5	0	0	0	0	8	1	1	0	47	6	0

PLAYOFFS																			
YEAR	TEAM	GP	GS	TACKLES				YDS	INTERCEPTIONS				PD	FUMBLES			ST TACKLES		
				TOT	SOLO	ASST	SK		NO	YDS	LG	TD		FF	FR	YDS	T	S	A
2003	Kansas City	1	0	0	0	0	0.0	0.0	0	0	0	0	0	0	0	0	0	0	0
2006	Kansas City	1	0	3	3	0	0.0	0.0	0	0	0	0	0	0	0	0	0	0	0
Postseason		2	0	3	3	0	0.0	0.0	0	0	0	0	0	0	0	0	0	0	0



## CARNELL WILLIAMS

# 24

**RUNNING BACK**  
**HT: 5-11 WT: 217**  
**DOB: 4/21/82**  
**NFL: 5th Year**  
**ACQ: D1, 2005**  
**College: Auburn**

## ACQUIRED BY BUCS:

- Entered the league as a first-round pick (fifth overall) by Tampa Bay in the 2005 NFL Draft.

## CAREER HIGHLIGHTS:

- Has appeared in 10 games the past two seasons (2007-08) after suffering a pair of knee injuries.
- Led team with 798 rushing yards on 225 carries and one touchdown in 2006 while also totaling a career-high 30 receptions, sixth-best on squad, for 196 yards.
- Named 2005 Diet Pepsi NFL Rookie of the Year, along with NFL Rookie of the Year by the PFWA. Also named 2005 Offensive Rookie of the Year by the Associated Press.
- Set an NFL-rookie record with 434 rushing yards over his first three NFL games in 2005, becoming the first running back in NFL history to debut with three consecutive 100-yard performances.
- His 148 rushing yards in NFL debut at Minnesota (9/11/05) was the fifth-best rushing performance by a rookie running back in his first game in NFL history.
- Established a new team record with six 100-yard rushing performances in only his first NFL sea-

son, including three of the top 10 single-game rushing performances in team history.

- Set a Buccaneers rookie record by rushing for 1,178 yards in 2005, becoming only the sixth player (ninth time overall) in team history to rush for at least 1,000 yards in a single season.
- Named NFL Offensive Rookie of the Week award in each of the 2005 season's first three weeks.
- Named NFL Offensive Rookie of the Month for September and December in 2005.

## 2008 HIGHLIGHTS:

- Played in six games with one start after being activated from the Reserve PUP list on November 12.
- Had 63 carries for 233 yards and tied for the team-high with four rushing touchdowns. Also had seven receptions for 43 yards.
- Scored his first touchdown since September 23, 2007, on a eight-yard touchdown run vs. New Orleans (11/30).
- Started at running back vs. Oakland (12/28) and had 12 carries for 78 yards and two touchdowns, marking his first multi-touchdown game since September 16, 2007 vs. New Orleans. Also tied

a career-high with a team-high five receptions for a career-high 37 yards against the Raiders, including a career-long 25-yard reception, before leaving the game with a knee injury.

#### COLLEGE/PERSONAL:

- Honors included 2004 All-American First-Team selection (Coaches), and Second-Team (AP), 2004 All-SEC First-Team pick as both a running back and return specialist by the league's coaches.
- Also a 2003 unanimous All-SEC First-Team choice, 2001 Freshman All-American Second-Team pick by The Sporting News and 2001 SEC All-Freshman team.
- In 42 games at Auburn, rushed 741 times for 3,831 yards (5.2 avg.) and 45 touchdowns, breaking the old school career-records of 657 rushing attempts by RB Joe Cribbs (1976-79) and 43 scores by RB Bo Jackson (1982-85). Only Jackson (4,303) gained more yards on the ground in school history.
- Majored in sociology.
- Nicknamed "Cadillac" by a local sportscaster in Alabama.
- Son of Sherry Williams and Aaron Turner.
- Joined local fifth graders in celebrating diversity through art, music and physical fitness at the NFL's One World Super Huddle at Brooks-DeBartolo Collegiate High School during 2009 Super Bowl week.
- Participated in the Buccaneers' 2008 Halloween Celebration at the Lowry Park Zoo, enjoying arts, crafts and rides with children from local non-profit organizations.
- Sponsors ticket program for Buccaneers home games named "Cadillac's Kids," in support of Bay Area Boys and Girls Clubs, Brookwood Home for Girls and the Department of Juvenile Justice Polk House.
- Earned Alabama Mr. Football and USA Today Alabama Player of the Year honors at Etowah (Attalla, Alabama) High School.
- Started all four years, as he rushed for 2,612 yards and 38 touchdowns as a senior and 1,729 yards with 23 scores as a junior, while on defense, recorded 78 tackles and six interceptions as a senior.
- Born Carnell Lamar Williams on April 21, 1982 in Gadsden, Alabama.

For more detailed information, go to [www.Buccaneers.com/Players](http://www.Buccaneers.com/Players)

### WILLIAMS' CAREER STATISTICS


Tampa Bay Buccaneers													
YEAR	TEAM	RUSHING							RECEIVING				
		GP	GS	ATT	YDS	AVG	LG	TD	NO	YDS	AVG	LG	TD
2005	Tampa Bay	14	14	290	1,178	4.1	71t	6	20	81	4.1	15	0
2006	Tampa Bay	14	14	225	798	3.5	38	1	30	196	6.5	21	0
2007	Tampa Bay	4	4	54	208	3.9	20	3	3	17	5.7	8	0
2008	Tampa Bay	6	1	63	233	3.7	28	4	7	43	6.1	25	0
NFL Totals		38	33	632	2,417	3.8	71t	14	60	337	5.6	25	0
PLAYOFFS													
YEAR	TEAM	RUSHING							RECEIVING				
		GP	GS	ATT	YDS	AVG	LG	TD	NO	YDS	AVG	LG	TD
2005	Tampa Bay	1	1	18	49	2.7	7	0	3	10	3.3	6	0
2007	Tampa Bay	Injured Reserve											
Postseason		1	1	18	49	2.7	7	0	3	10	3.3	6	0

#### SINGLE-GAME HIGHS

**Rushes:** 37, at Green Bay, 9/25/05  
**Rushing Yards:** 158, at Green Bay, 9/25/05  
**Rushing Touchdowns:** 2, twice, last vs. New Orleans, 9/16/07  
**Long Run:** 71t, at Minnesota, 9/11/05  
**Receptions:** 5, three times, last vs. Oakland, 12/28/08  
**Receiving Yards:** 37, vs. Oakland, 12/28/08  
**Long Reception:** 25, vs. Oakland, 12/28/08  
**8 100-Yard Rushing Games**

#### ADDITIONAL STATS

**Fumbles-Lost:** 9-7 (1-1 in playoffs) – 3-2 in 2005 (1-1 in playoffs), 3-3 in 2006, 2-2 in 2007, 1-0 in 2008



**ROD WILSON**  
**56** LINEBACKER  
 HT: 6-2 WT: 230  
 DOB: 11/12/81  
 NFL: 3rd Year  
 ACQ: FA, 2008  
 College: South Carolina

**ACQUIRED BY BUCS:**

- Signed by Tampa Bay on December 17, 2008.

**ORIGINALLY ENTERED NFL:**

- Entered NFL as a seventh-round selection (220th overall) by Chicago in the 2005 NFL Draft.

**CAREER HIGHLIGHTS:**

- Participated in 28 NFL contests along with two playoff contests, all with the Bears.
- Career statistics include 30 special teams tackles.
- Participated in a career-high 15 games in 2007, notching a career-high 16 special teams tackles to rank third on the Bears.
- Made NFL debut in 2006, appearing in the final 13 games of the regular season after being signed from practice squad.
- Missed entire rookie season after suffering a knee injury during the 2005 preseason.

**2008 HIGHLIGHTS:**

- Waived/Injured by Bears on August 22.

- Signed by Buccaneers on December 17 and did not see action in final two games of season with Tampa Bay.

**COLLEGE/PERSONAL:**

- Married to Claire and the couple has one son, Jaylen.
- Four-year letterwinner at South Carolina (2000-04) playing four positions in 41 games over five seasons.
- Finished career as an all-SEC linebacker after playing safety as a sophomore and junior, wide receiver as a redshirt freshman and one game at quarterback as a true freshman.
- Majored in retail.
- Attended Cross (SC) High School.
- Rated the No. 5 QB in the Atlantic Region by Prep Star magazine.
- Totaled over 1,400 yards of total offense his senior year while passing for 10 TDs and rushing for 14 TDs.
- Born Rodrigues Wilson on November 12, 1981 in Cross, South Carolina.

For more detailed information, go to [www.Buccaneers.com/Players](http://www.Buccaneers.com/Players)

**WILSON'S CAREER STATISTICS**

YEAR	TEAM	GP	GS	TACKLES				INTERCEPTIONS					FUMBLES			ST TACKLES					
				TOT	SOLO	ASST	SK	YDS	NO	YDS	LG	TD	PD	FF	FR	YDS	T	S	A		
2005	Chicago							Injured Reserve													
2006	Chicago	13	0	10	7	3	0	0.0	0.0	0	0	0	0	0	0	0	14	-	-		
2007	Chicago	15	0	2	2	0	0	0.0	0.0	0	0	0	0	0	0	0	16	-	-		
2008	Tampa Bay	0	0	0	0	0	0	0.0	0.0	0	0	0	0	0	0	0	0	0	0		
NFL Totals		28	0	12	9	3	0	0.0	0.0	0	0	0	0	0	0	0	30	0	0		

**PLAYOFFS**

		TACKLES							INTERCEPTIONS					FUMBLES			TACKLES		
YEAR	TEAM	GP	GS	TOT	SOLO	ASST	SK	YDS	NO	YDS	LG	TD	PD	FF	FR	YDS	T	S	A
2005	Chicago							Injured Reserve											
2006	Chicago	2	0	0	0	0	0.0	0.0	0	0	0	0	0	0	0	0	2	-	-
Postseason		2	0	0	0	0	0.0	0.0	0	0	0	0	0	0	0	0	2	-	-

**SINGLE-GAME HIGHS**

Special Teams Tackles: 3, vs. Kansas City, 9/16/07

**ADDITIONAL STATS**

Special Teams Forced Fumble: 1 – 1 in 2007

**ACQUIRED BY BUCS:**

- Joined the Buccaneers on February 27, 2009 in trade with the Cleveland Browns.

**ORIGINALLY ENTERED NFL:**

- Originally entered the NFL as a first-round draft pick (sixth overall) by Cleveland Browns in the 2004 NFL Draft.

**CAREER HIGHLIGHTS:**

- Spent his first five seasons with the Cleveland Browns.
- Named to the Pro Bowl following the 2007 season after recording 82 receptions for a career-high 1,106 yards and a career-high five touchdowns.
- His 82 receptions and 1,106 yards ranked third among NFL tight ends.
- His 1,106 receiving yards that season were the most by a Browns tight end in club history and third overall in team annals.
- His 13.5 average yards per reception in 2007 led all NFL tight ends and he also led NFL tight ends with 17 receptions of 20 or more yards.
- Also that season became only the 14th tight end in NFL history to top 1,000 yards receiving in a single season.
- In 2006, led all NFL tight ends and ranked ninth in the league with a career-high 89 receptions, tying Hall of Famer Ozzie Newsome's franchise single-season record.
- Has five career games with 10 or more catches, including a career-high 11 receptions on three separate occasions, and four 100-yard receiving games.

**2008 HIGHLIGHTS:**

- Appeared in 10 games with eight starts and inactive for six others with the Browns.
- Finished season with 43 receptions for 428 yards and three touchdowns.

- Finished game against Denver (11/6) with 10 receptions for 111 yards and two touchdowns.
- The 111 yards receiving against the Broncos was the second-highest total of his career while his two touchdowns were a career high.

**COLLEGE/PERSONAL:**

- Two-year starter caught 119 passes for 1,365 yards and nine touchdowns in 38 games.
- His 119 catches rank fifth on the school's all-time list and were the most ever by a Miami tight end.
- In 2003, named All-American first-team by The NFL Draft Report, Associated Press, American Football Coaches Association and Walter Camp, adding second-team honors from Sports Illustrated.
- Winner of the John Mackey Award, given to the nation's premier tight end in 2003.
- Attended Scripps Ranch (San Diego, CA) High School where he was one of the nation's most highly regarded all-around players who played extensively at three different positions (receiver, tight end and defensive end) during his career.
- Caught 45 passes for 800 yards and nine touchdowns in his senior season of 2000, made 32 catches for 600 yards and 13 touchdowns as a junior in 1999 and collected 115 tackles, eight sacks and five recovered fumbles, in addition to three interceptions and three forced fumbles as a senior on defense.
- Named his conference's Defensive Player of the Year in 2000.
- Son of Kellen Winslow and Katrina Ramsey.
- Father is a Pro Football Hall of Fame tight end and former San Diego Chargers and University of Missouri star.
- Greeted fans at the 2009 Official Draft Day Party presented by Miller Lite.



- Maintains a charitable foundation, the Kellen Winslow Jr. Foundation, which has been implemented to give back to the Boys & Girls Club as well as other children's charities and is constantly expanding his philanthropic endeavors.
- Interested in addressing the problem of childhood obesity and is in the developmental stages

of creating prevention programs and camps that encourage at-risk kids to adopt healthy habits for an active lifestyle.

- Married to wife, Janelle, on June 15, 2006.
- Born Kellen Boswell Winslow II on July 21, 1983 in San Diego, California.

For more detailed information, go to [www.Buccaneers.com/Players](http://www.Buccaneers.com/Players)

## WINSLOW'S CAREER STATISTICS

YEAR	TEAM	GP	GS	RECEIVING		YDS	AVG	LG	TD
				NO					
2004	Cleveland	2	2	5		50	10.0	21	0
2005	Cleveland			Injured Reserve					
2006	Cleveland	16	16	89		875	9.8	40	3
2007	Cleveland	16	14	82		1,106	13.5	49	5
2008	Cleveland	10	8	43		428	10.0	30	3
NFL Totals		44	40	219		2,459	11.2	49	11

### SINGLE-GAME HIGHS

Receptions: 11, three times, last vs. Seattle, 11/4/07 (w/Cleveland)  
 Receiving Yards: 125, vs. Seattle, 11/4/07 (w/Cleveland)  
 Receiving TDs: 2, vs. Denver, 11/6/08 (w/Cleveland)  
 4 100-Yard Receiving Games

## TOP BUCCANEERS COMEBACK WINS OF ALL-TIME

Deficit	Opponent	Date	Score
21 (Trailed 24-3)	at Kansas City	11/2/08	W, 30-27 OT
17 (Trailed 17-0)	at Detroit	11/23/08	W, 38-20
17 (Trailed 23-6)	vs. Chicago	1/2/1983	W, 26-23 OT
17 (Trailed 17-0)	at Baltimore	9/9/1979	W, 29-26 OT
15 (Trailed 15-0)	vs. Chicago	9/20/98	W, 27-15
15 (Trailed 21-6)	vs. Detroit	12/26/82	W, 23-21
14 (Trailed 14-0)	at San Diego	11/17/96	W, 25-17
14 (Trailed 14-0)	vs. Minnesota	10/7/84	W, 35-31
14 (Trailed 14-0)	at Detroit	9/16/84	W, 21-17
13 (Trailed 13-0)	vs. Washington*	1/15/00	W, 14-13
13 (Trailed 13-0)	vs. Philadelphia	10/6/91	W, 14-13

\* Playoff game

**ACQUIRED BY BUCS:**

- Originally entered the NFL as a third-round selection (83rd overall) by Tampa Bay in the 2008 NFL Draft.

**CAREER HIGHLIGHTS:**

- Played in 12 career games with five starts (four at right guard and one at left guard).
- Became the third rookie in the last four years to start for the Buccaneers on the offensive line on opening day.
- Started his first four career games at right guard.

**2008 HIGHLIGHTS:**

- Played in 12 games with four starts at right guard and one start at left guard.
- Started at right guard at New Orleans (9/7), helping the Buccaneers offense rush for 146 yards on 20 carries, an average of 7.3 yards per carry, which is the third-highest single-game average in team history.
- Started at right guard vs. Atlanta (9/14) and helped the Buccaneers offense rush for 164 yards on 28 carries and two touchdowns.
- Started at right guard at Chicago (9/21) and was part of an offense that did not allow a sack in a team-record 67 pass attempts.
- Started at right guard vs. Green Bay (9/28) and helped lead the offense to a season-high 178 rushing yards and did not allow a sack for the second straight week.

**COLLEGE/PERSONAL:**

- Played in 44 games with 40 starts in four seasons with the Scarlet Knights (2004-07).
- Two-time First Team All-Big East (2006 and 2007) selection who started 28 straight games to finish his collegiate career while not allowing a sack.
- Graduated with an economics degree in three and a half years.
- Visited with patients at All Children's Hospital during the Rookie Club's annual visit in 2008.
- Sorted and distributed food for Metropolitan Ministries' Holiday Assistance Program with Rookie Club members in November 2008.
- Participated in the 2008 "Turkey Time with the O-Line," a Thanksgiving program sponsored by the offensive line which provided 600 meals for local needy families.
- Coached football drills and fundamentals to local Pop Warner participants during the second annual Rookie Club Football Camp in June 2008.
- Three-year starter at J.P. Stevens High School, playing on both the offensive and defensive lines.
- Two-time All-Area selection and First Team All-Middlesex and All-Group 4 selection as a senior in 2003.
- Born Jeremy Kwasi Zuttah on June 1, 1986 in Edison, New Jersey.

For more detailed information, go to [www.Buccaneers.com/Players](http://www.Buccaneers.com/Players)

**ZUTTAH'S CAREER STATISTICS**

Games/Starts: TB: 2008: 12/5  
Career Totals: 12/5

P=Playoffs

## 2009 BUCCANEERS DRAFT PICKS

### JOSH FREEMAN

#### QUARTERBACK

HT: 6-6 WT: 248

DOB: 1/13/88

ACQ: 1st Round, 17th overall

College: Kansas State

5



#### ACQUIRED BY BUCS:

- Selected in the first round (17th overall) of the 2009 NFL Draft by the Buccaneers.

#### COLLEGE:

- Highest quarterback selected by the Buccaneers since Trent Dilfer in the first round (sixth overall) of the 1994 NFL Draft.
- First-ever quarterback drafted in the first round out of Kansas State and just the fifth Wildcat overall to be selected in the first round.
- Entered NFL Draft after his junior season at Kansas State.
- Started 32-of-35 games during collegiate career.
- His 8,078 yards passing shattered the previous school career-record of 6,208 yards by Lynn Dickey (1968-70).
- His 680 pass completions also broke Dickey's old KSU all-time mark of 501, and his 1,151 pass attempts surpassed Dickey's previous record of 994 attempts.
- Passing efficiency rating of 124.74 placed him seventh in school history.
- Threw for 44 touchdowns, setting a new KSU career record.
- Also ran for 20 touchdowns, which ranks tied for ninth in school history.
- His career pass completion percentage of .590 is tops in KSU history.
- Gained 8,421 yards in total offense, topping the old school career-record of 7,917 yards by Eli Roberson (2000-03).
- Became the first player in school annals to register over 3,000 yards in total offense twice in a career (3,313 yards in 2007; 3,349 in 2008).
- All-Big 12 Conference honorable mention in 2007.

- Freshman All-American selection by The Sporting News in 2006.

- Majored in business administration.

#### PERSONAL:

- Attended Grandview (Kansas City, MO) High School, playing football for head coach Jason Godfrey, as Freeman's father, Ron, served as the team's defensive coordinator.
- Received a four-star prospect rating from both Rivals.com and Scout.com, throwing for over 7,000 yards during his career.
- Rivals.com rated him the fourth-best pro-style quarterback in the nation and was rated ninth in the prep ranks at his position by Prep Star.
- Selected to the Kansas City Star All-Metro team and was the 2005 Tony Simone Award winner as the top player in the Kansas City metro area.
- By the time he was done, had set 10 school records during his career, including career passing yards (7,175), passing touchdowns (78), attempts (809), completions (385), yards passing in a game (403) and touchdowns in a game (6).
- Son of Teresa and Ron Freeman. Father played in the old United States Football League.
- Born Joshua Tyler Freeman in Kansas City, Missouri on January 13, 1988.

**ROY MILLER****DEFENSIVE TACKLE****HT:** 6-2 **WT:** 310**DOB:** 7/9/87**ACQ:** 3rd Round, 81st overall**College:** Texas**93****ACQUIRED BY BUCS:**

- Selected by the Buccaneers in the third round (81st overall) of the 2009 NFL Draft.

**COLLEGE:**

- Played in 49 career games with 19 starts at Texas.
- Recorded 138 tackles, 25 tackles for loss, 10 sacks, 44 pressures, six passes defended, one forced fumble and one fumble recovery during his career.
- Started all 13 games at defensive tackle in 2008 while earning Fiesta Bowl Defensive MVP honors in Texas' victory over Ohio State with three tackles, one tackle for loss and one sack.
- Tabbed first-team All-Big 12 by the league's coaches and second-team All-Big 12 by The Associated Press, Austin American-Statesman, Dallas Morning News, Fort Worth Star-Telegram, Kansas City Star, San Antonio Express-News and Waco Tribune-Herald in 2008.
- Helped UT rank first in the Big 12 in scoring defense (18.8 ppg/18th NCAA), total defense (342.9 ypg), rushing defense (83.5 ypg/third NCAA) and second in pass efficiency defense (124.2 rating) in 2008.
- As a senior, logged 49 tackles, 11 tackles for loss, 5.5 sacks, 28 pressures, four passes defended and one fumble recovery.

- Appeared in all 13 games at defensive tackle as a junior in 2007 and tabbed honorable mention All-Big 12 by the league's coaches.

- A member of UT's Athletics Director's Honor Roll.

- Graduated with a degree in corporate communications.

**PERSONAL:**

- Prepped at Shoemaker High School (Killeen, TX) where he was a two-time all-state and three-time all-district performer at defensive tackle.
- Named a captain in the 2005 U.S. Army All-American Bowl and recorded two sacks and three tackles.
- Totaled 264 tackles and 24 sacks for his career.
- Earned first-team all-state honors as a senior and named all-district and all-area Defensive MVP.
- A prep honor roll student who was a three-time academic all-district selection.
- Part of a group of Longhorns that regularly visited patients at the Austin Children's Hospital.
- Participated in A Hero's Tribute by welcoming troops back to Fort Hood after being stationed overseas.
- Father, Roy, previously served in the Army. His cousin, Bryce Scanlon, was a defensive lineman at Utah.
- Born Roy Miller on July 9, 1987 in Killeen, Texas.



## KYLE MOORE

DEFENSIVE END

HT: 6-5 WT: 272

DOB: 10/25/86

ACQ: 4th Round, 117th overall

College: USC

94



### ACQUIRED BY BUCS:

- Selected by Tampa Bay in the fourth round (117th overall) of the 2009 NFL Draft.

### COLLEGE:

- Started 24 of 50 games during his Southern California career, recording 76 tackles with seven sacks, two interceptions, eight passes defended, 13 tackles for losses, one forced fumble and one fumble recovery.
- Named the squad's Most Inspirational Player in 2008.
- Registered 9.5 tackles behind the line of scrimmage, including a career-high and team-leading five sacks as a senior.
- As a senior, garnered All-Pac 10 Conference honorable mention.
- Majored in sociology.

### PERSONAL:

- Attended Houston County (Warner Robins, GA) High School, earning USA Today, EA Sports, Super Prep, Parade and Pre Star All-American honors as a senior.
- Member of the Super Prep Elite 50, Prep Star Top 100 Dream Team, Student Sports Top 100, Rivals 100, Super Prep All-Dixie, Prep Star All-Southeast and Atlanta Journal-Constitution Super Southern 100 squads.
- Named the Georgia Class 5A Defensive Player of the Year in his final season, as he recorded 93 tackles, 22 sacks, 18 deflections, eight forced fumbles, two fumble recoveries and one blocked punt for a touchdown in 2004.
- Part of a military family, was born in Germany and lived in Europe and Texas before moving to Georgia.
- Born Kyle Moore on October 25, 1986.



**XAVIER FULTON****TACKLE****HT:** 6-5 **WT:** 301**DOB:** 4/18/86**ACQ:** 5th Round, 155th overall**College:** Illinois**68****ACQUIRED BY BUCS:**

- Selected by Tampa Bay in the fifth round (155th overall) of the 2009 NFL Draft.

**COLLEGE:**

- First player selected from University of Illinois by the Buccaneers since FB Jameel Cook was selected in the sixth round (174th overall) of 2001 NFL Draft.
- Took over left tackle duties in 2007 after spending his first two seasons as a defensive end.
- Went on to earn second-team All-Big Ten Conference honors in 2007 and 2008.
- Started 10 of 15 games as a freshman and sophomore at defensive end.
- As an offensive tackle, started all 25 games he appeared in during his junior and senior campaigns.
- Part of an offense that ranked 20th in the NCAA and first in the Big Ten with an average of 269.33 passing yards per game in 2008.
- Was penalized just twice as a senior and only allowed two quarterback pressures on 393 pass plays.
- Provided solid blocking for a rushing attack that led the Big Ten and ranked fifth nationally with an average of 256.8 yards per game in 2007.
- Granted a medical hardship in 2006.
- Majored in sociology.

**PERSONAL:**

- Attended Homewood-Flossmoor (IL) High School.
- Rated one of the Top 25 players in the state of Illinois by Insiders.com, Rivals.com and ESPN.
- Added All-Area honors from the Chicago Sun-Times, Daily Southtown and Star Newspapers, adding All-Region recognition from Super Prep.
- Recorded 98 tackles with 7.5 quarterback sacks, 17 pressures, three blocked field goals, three fumble recoveries and five pass deflections as a senior.
- Son of Alma and Glen Fulton.
- Born Xavier Allen Fulton on April 18, 1986 in Chicago, Illinois.

## E.J. BIGGERS

### CORNERBACK

HT: 6-0 WT: 180

DOB: 6/13/87

ACQ: 7th Round, 217th overall

College: Western Michigan

# 31



#### ACQUIRED BY BUCS:


- Selected by the Buccaneers in the seventh round (217th overall) of the 2009 NFL Draft.

#### COLLEGE:

- First player from Western Michigan University ever drafted by the Buccaneers.
- One of two players from Western Michigan selected in the 2009 NFL Draft.
- Started 40 of 46 games played.
- Started all 13 games in 2008, garnering Second Team All-MAC honors.
- Had seven tackles and one interception on his way to MAC West Defensive Player of the Week honors against Eastern Michigan (11/1/08).
- Recorded career-high 10 tackles and added one forced fumble and two pass break-ups against Toledo (11/15/08).
- Started all 12 games in both 2007 and 2006.
- Had interceptions in three straight games (Temple, Ohio, Northern Illinois) in 2006.
- Had two tackles and two pass break-ups and recorded one pass for 76 yards and a touch-down (all career firsts) against Cincinnati in the International Bowl (1/6/07).
- Appeared in nine games and started three as a true freshman.
- Majored in family studies.

#### PERSONAL:

- Attended North Miami Beach (FL) High School, playing defensive back and quarterback.
- Named Dade County Player of the Year, which is given to the best player in Miami.
- Rated as the 38th-best cornerback prospect by Rivals.com and the No. 67 prospect in the state of Florida.
- Picked off 16 passes during his career.
- Son of Sandra Biggers.
- Born Edjuan Biggers on June 13, 1987 in Miami, Florida.

**SAMMIE STROUGHTER****WIDE RECEIVER****HT: 5-10 WT: 189****DOB: 1/3/86****ACQ: 7th Round, 233rd overall****College: Oregon State****18****ACQUIRED BY BUCS:**

- Selected by Tampa Bay in the seventh round (233rd overall) of the 2009 NFL Draft.

**COLLEGE:**

- 2008 Pac-10 First Team, 2006 Pac-10 Second Team and AP Third Team All-American.
- Made 29 career starts at OSU.
- Third at OSU for career receptions (164) and yards (2,653).
- 4,299 career all-purpose yards ranks fourth all time at OSU.
- Owns the fourth-best (1,293 yards in 2006) and sixth-best (1,040 yards in 2008) single-season receiving yard marks at OSU.
- Averaged 80.0 yards receiving per game as a senior, tops in the Pac-10.
- Led the Pac-10 and was 10th in the nation for receiving yards in 2006 per game at 92.4.
- School record three punt returns for touchdowns.
- Caught 12 passes, third-highest for a single game at OSU, in the 2008 season opener at Stanford.
- His 223 yards receiving in a 2006 game at Washington is the fourth-highest mark ever at OSU.
- OSU school record for punt returns (127) and yards (1,235).
- Sports Illustrated rated him the 13th-best receiver in the NCAA in 2006.

- First team Pac-10 All-Academic selection as a junior and second team as a sophomore.
- Honored by the National Football Foundation in March of 2004 for academic and athletic excellence.
- Graduated with a degree in sociology.

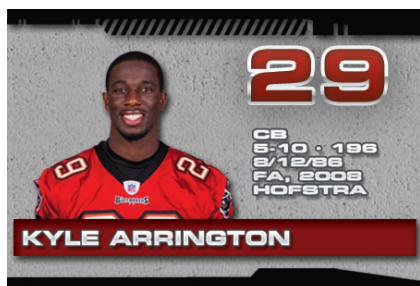
**PERSONAL:**

- Attended Granite Bay (CA) High School, playing wide receiver, running back, defensive back and kick returner.
- SuperPrep Magazine All-Region receiver and Rivals.com listed him 48th in its "athlete" category.
- As an all-purpose back as a senior rushed for 986 yards on 126 carries (7.8 average) and scored 15 touchdowns while catching 31 passes for 618 yards (19.9 average) and six touchdowns.
- For his career produced 2,321 all-purpose yards.
- Son of Andrea Brown. Has an older brother, Eric Blair, and an older sister, Cam Blair.
- Born Sammie Stroughter on January 3, 1986 in Vallejo, California.

**OVERVIEW OF 2009 PICKS**

RD.	NO.	PLAYER	POS.	HT.	WT.	BIRTHDATE	COLLEGE
1	17	Josh Freeman	QB	6-6	248	1/13/1988	Kansas State
3	81	Roy Miller	DT	6-2	310	7/9/1987	Texas
4	117	Kyle Moore	DE	6-5	272	10/25/1986	USC
5	155	Xavier Fulton	T	6-5	301	4/18/1986	Illinois
7	217	E.J. Biggers	CB	6-0	180	6/13/1987	Western Michigan
7	233	Sammie Stroughter	WR	5-10	189	1/3/1986	Oregon State



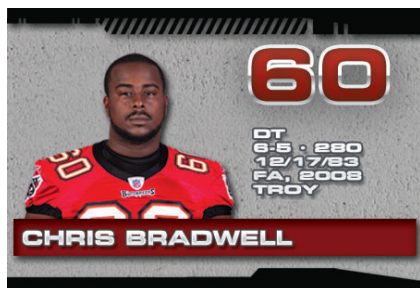


**Pro:** Signed by the Buccaneers on January 8, 2009... Signed to the Buccaneers practice squad on September 17, 2008... Released by the Eagles on September 9, 2008... Signed to Eagles practice squad on September 3, 2008... Released by Philadelphia on August 30, 2008... Originally entered the NFL as an undrafted free agent with the Philadelphia Eagles on April 28, 2008.

**2008:** Spent the final 14 weeks on the Buccaneers practice squad.

**College:** Played at Hofstra... Recorded 53 tackles, one interception, two forced fumbles and one fumble recovery during his senior season... Finished his career with two interceptions... Earned his degree in mass media studies.

**Personal:** Attended Gwynn Park High School in Brandywine, Maryland... Played football, basketball and ran track... Led high school to a regional championship and earned second-team all county honors during senior year... Was a black belt in Tai Kwan Do in middle school... Born Kyle Chandler Arrington on August 12, 1986 in Accokeek, Maryland.



**Pro:** Signed by the Buccaneers on January 8, 2009... Released by Tampa Bay on December 17, 2008... Signed to the Buccaneers practice squad on December 3, 2008... Released by Tampa Bay on August 30, 2008... Entered the league as an undrafted free agent with the Buccaneers on May 6, 2008.

**2008:** Spent two weeks on the Buccaneers practice squad.

**College:** Appeared in 12 games with nine starts for Troy in 2007... Named Sun Belt Conference Newcomer of the Year... Finished the season with 36 total tackles, including eight tackles for loss, as well as four sacks, one forced fumble, two fumble recoveries and one pass defended... Sat out the 2006 season... Played for Northeast Mississippi Community College in 2005... Was named junior college All-American and Defensive Player of the Year in Mississippi in 2005... Recorded 70 tackles, including 10 for loss in 2005... Played in four games as a true freshman at Florida State in 2004... Recorded one tackle... Redshirted in 2003... Majored in broadcast journalism.

**Personal:** Encouraged physical activity and spoke on the importance of academics and making smart decisions to teenagers at the Jackson Heights NFL YET Center in April 2009... Spoke to students at Stewart Middle School about the importance of physical activity and sound nutrition during the Buccaneers and American Heart Association "What Moves U" fitness rally in January 2009... Taught football fundamentals and signed autographs for youth at the NFL Cheerleading Clinic during 2009 Super Bowl week... Visited with patients at All Children's Hospital during the Rookie Club's annual visit in 2008... Sang Christmas Carols at Westminster Palms Nursing Home in St. Petersburg with members of the Rookie Club in 2008... Coached football drills and fundamentals to local Pop Warner participants during the second annual Rookie Club Football Camp in June 2008... Played linebacker, tight end, defensive end and defensive tackle at Chattahoochee High School in Johns Creek, Georgia... Was SuperPrep's No. 17 defensive tackle from Georgia... Recorded 93 tackles and 11 sacks as a senior... Also caught eight passes for 150 yards and recorded seven touchdowns... As a junior, caught 11 passes for 177 yards and one touchdown while logging 73 tackles and six sacks... Born Christopher D. Bradwell on December 17, 1983 in Jacksonville, Florida.



**Pro:** Signed by the Buccaneers on as an undrafted free agent on April 30, 2009.

**College:** One of four seniors named to 2008 Leadership Group and one of three juniors named to 2007 Leadership Group... First team District Seven academic All-American, Academic All-Big Ten, second team All-Big Ten by league coaches and media, second team All-Big Ten by Phil Steele's College Football, permanent Team Captain, offense, and Hayden Fry Award, offense... Listed as co-first team center following spring practice in 2008... Started all 12 games at center senior season... Played every offensive down in games against Iowa State, Pittsburgh, Northwestern, Michigan State, Illinois, Penn State, and Purdue... Started at center in 31-10 Outback Bowl win over South Carolina as offense gained 328 yards of total offense... Academic All-Big Ten as a junior... Saw action in three games during the season (Northwestern, Minnesota, Western Michigan)... Listed as second team center following spring practice going into his sophomore year... Saw action in one game (Purdue) as offense reached season high marks in points (47), rushing yards (286) and total offense (539)... Saw action in two games (Ball State and Minnesota) during his freshman season... Redshirted after joining the team as a walk-on in 2004... Majored in finance and economics.

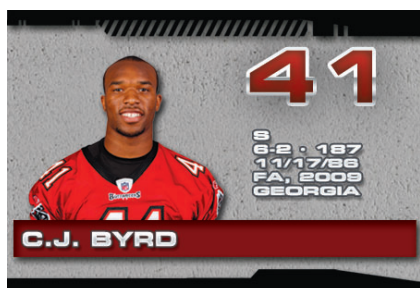
**Personal:** Attended Washington (Cedar Rapids, IA) High School... Named to elite first team All-State squad as a junior and senior... First team All-Conference as a junior and senior after earning honorable mention honors as a sophomore... Earned three letters in football as offensive and defensive lineman... Helped team post a two-year record of 21-2, losing just one game each season... Son of Joyce and Chuck Bruggeman... Born Robert Bruggeman on March 21, 1986.



**Pro:** Signed by the Buccaneers as an undrafted free agent on May 4, 2009.

**College:** Started and played in all 13 games as a senior in 2008... Finished year with five sacks for minus 32 yards... All five sacks came in the final eight games of the season... Also tallied eight tackles for loss of 38 yards... Had 31 tackles, three quarterback hurries, two pass breakups and two forced fumbles... Recorded a sack in three straight games – Pitt (Oct. 2), Syracuse (Oct. 18) and Louisville (Oct. 25)... Season-high six tackles against West Virginia... A regular starter at defensive end as a junior in 2007... Started nine games while playing in 13... Third on the defensive line with 26 tackles, including six tackles for loss, one sack, two fumble recoveries and 13 quarterback... Started four games among his 12 appearances as a sophomore... Had 17 tackles with one sack... Broken foot in preseason camp ended his 2005 season... Did dress for the final few games, but did not see action... Majored in interdisciplinary social science.

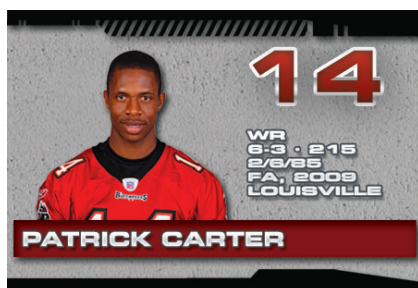
**Personal:** Attended Armwood (FL) High School... Coached by Sean Callahan... Ranked 22nd-best defensive end by Rivals.com... Ranked as 25th-best player in the state by Tampa Tribune and 39th by Orlando Sentinel... Ranked No. 2 overall player in Tampa Bay area by St. Petersburg Times and also a member of that paper's all-Suncoast team... First team Class 4A all-state for state champion Armwood High... Hillsborough County Defensive Player of the Year by Tampa Tribune... 44 tackles prior to state playoffs, including nine sacks and 14 tackles for loss... Also had two caused fumbles... Son of Barbara and Johny Buie... Born Jarriett Buie on September 7, 1985 in Tampa, Florida.



**Pro:** Signed by the Buccaneers as an undrafted free agent on April 30, 2009.

**College:** Appeared in 52 games with 26 starts at Georgia... Totaled 109 tackles, two fumble recoveries, one interception and 12 passes defended during his collegiate career... Started all 13 games as a senior in 2008, posting 49 tackles and six passes defended... Recorded five solo tackles in Capital One Bowl victory over No. 19 Michigan State... Had a career-high eight tackles, one for loss, and recovered a fumble at Kentucky... Started all 13 games in 2007, finishing the season with 44 tackles and one interception... Had a then career-high seven tackles, one fumble recovery and a pass break-up vs. Ole Miss... Appeared in 13 games at free safety and also a member of special teams units as a sophomore in 2006... Scored a touchdown on a 12-yard blocked punt a 34-0 win over UAB... Recipient of James E. Farish Football Scholarship... Played in 13 games as true freshman, mostly on special teams... Earned Special Teams Newcomer of the Year Award... Graduated with a degree in consumer economics.

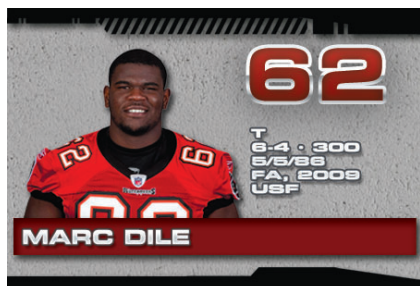
**Personal:** Attended North Augusta (SC) High School... Named to Tom Lemming's Top 100 and No. 4 safety in nation... Also named 2004 Gatorade South Carolina Player of the Year... Earned SuperPrep All-America, All Mid-Atlantic, and No. 1 player in South Carolina honors... Named Rivals.com Top 100 and No. 6 athlete in America... Named to All-State and All-Region teams following senior season... As a senior, compiled 222 yards on 21 catches and rushed for 70 yards and a touchdown on offense... 76 tackles, three tackles for loss and two interceptions as a senior... Presented the Sportsmanship, Coaches, and Most Valuable Player awards following senior campaign... Selected as the Golden Helmet award winner by Coca Cola for excellence in academics as a junior... Named Mr. Senior and was inducted to North Augusta High School Hall of Fame... Born Charles Byrd on November 17, 1986 in North Augusta, South Carolina.



**Pro:** Signed with Tampa Bay as an undrafted free agent on May 4, 2009... Released by the Baltimore Ravens on August 30, 2008... Originally entered the NFL as a rookie free agent with the Ravens on May 9, 2008.

**College:** Played in 20 career games at Louisville from 2005-07 after spending the 2003-04 seasons at Georgia Tech... Posted 31 catches for 464 yards and five touchdowns during his collegiate career, including a career-high 26 grabs for 396 yards as a senior at Louisville... Top game that season came against Utah when he recorded a career-high nine catches for 154 yards and one touchdown... Sat out the 2005 campaign after transferring from Georgia Tech... Seeing most of his time on special teams in 2004, was the Yellow Jackets' top punt returner and gained 218 yards on 26 returns... Recruited as a dual threat QB to Georgia Tech, also saw action under center in one game, relieving Reggie Ball in Tech's season-opening win over Samford... Redshirted as a true freshman in 2003... Degree in communication.

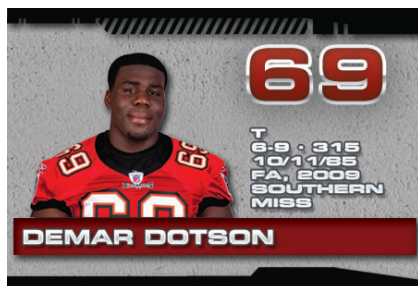
**Personal:** Standout quarterback at Lakewood (St. Petersburg, FL) High School, where he earned PrepStar All-Region and honorable mention All-State honors as a senior... A team captain, he threw for 2,304 yards and 21 touchdowns during his final prep campaign, adding 300 yards and four scores on the ground... Anchored his school's 2003 state championship relay team in the 4x100 meters... Older brother, Tim Carter, has played wide receiver for the N.Y. Giants and Cleveland Browns and currently the St. Louis Rams... Born Patrick Richard Carter on February 6, 1985



**Pro:** Signed by the Buccaneers as an undrafted free agent on May 4, 2009.

**College:** Played in every game and started 12 as a senior in 2008... Worked between left tackle and right tackle, proving to be the most versatile lineman on the team... Tied for the USF career record for games played (51) and among the USF leaders in career starts (36)... Served as captain against FIU... Graded out at 74 percent on the season while ranking second on the team with 67 knockdown points... Recorded a season-high 12 knockdown points against Cincinnati... Graded out at 75 percent or higher against UT-Martin, Kansas, NC State, Pitt, Louisville and UConn... Started every game as a junior... Graded out at 73 percent, which was the second-highest mark on the offensive line... Recorded team-best 80 knockdowns... As a sophomore, won the team's annual Lee Roy Selmon Award for displaying courage and perseverance... Played in every game and started seven... As a redshirt freshman, performed superbly as a platoon starter at both tackle spots... Started five games while playing in 12... Utilized his redshirt season during 2004... Majored in interdisciplinary social science.

**Personal:** Attended Edison (FL) High School... Played in Florida-California All-Star Game... Honorable mention all-Dade County in Miami Herald... Also participated in basketball and track... Full-blooded Haitian... Son of Celaine Guerrier and Wilfranc Dile... Two sisters... Born Marc Dile on May 5, 1986 in Orlando, Florida.

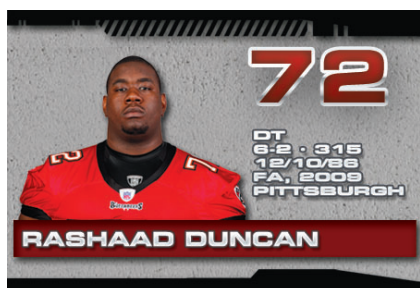


**Pro:** Signed by the Buccaneers as an undrafted free agent on May 4, 2009... Making transition to offensive tackle after playing on the defensive line and basketball team at Southern Miss.

**College:** Played first season of football in 2008 after spending two seasons (2006-07) as a member of the Golden Eagle basketball squad... Appeared in six games on the defensive line and started in the season finale against SMU... Tallied three tackles on the year, including one against UL Lafayette, Auburn and SMU... Appeared in 29 games for the Golden Eagles basketball squad during the 2007 season, starting nine... Appeared in 24 games with three starts on the hardwood as a junior... Notched consecutive double-double contests with 24 points and 12 rebounds, both season highs, against Spring Hill and 14 points and 10 rebounds against Sam Houston State... Transferred to Southern Miss from Southeastern Illinois College where he was a two-year basketball letterwinner... Majored in coaching and sports administration.

**Personal:** A three-year letterwinner and two-year starter on the basketball team at Alexandria (LA) High School... Earned all-state honors his last two seasons... As a senior, led the team to a 17-5 record and a state playoff appearance, averaging 21.2 points, 8.0 rebounds and 2.0 blocks per game... Son of Linda and James Singleton... Born Demar Dotson on October 11, 1985 in Alexandria, Louisiana.





**Pro:** Signed by the Buccaneers on as an undrafted free agent on April 30, 2009.

**College:** Veteran of Pitt's defense who was perhaps the unit's most underrated player... Played in every game (48 consecutive games) over his last four seasons... Named Pitt coaching staff's Defensive Line MVP in 2008... Started all 13 games at nose tackle... Had 55 tackles, 5.5 tackles for a loss and 1.5 sacks... Had season-high seven stops at Navy and was coaching staff Defensive Player of Game... Played in all 12 games, starting 11 at nose tackle, in 2007... Had 40 tackles, two sacks and seven tackles for loss on the year... Elevated his performance significantly as a junior and was selected Pitt's Most Improved Defensive Player by the coaching staff... Had seven tackles and a career-high two sacks at Michigan State... Played in all 12 games at nose tackle in 2006, starting nine... Had 35 tackles, 3.5 tackles for a loss, two sacks and tied for the team lead with two fumble recoveries... Posted a career-high eight stops against West Virginia... Earned his way into the defensive tackle rotation as a true freshman in 2005... Played in all 11 games, starting two... Had 15 tackles and one tackle for a loss... Notched a season-high four tackles with a two-yard tackle for loss at Nebraska... Majored in administration of justice.

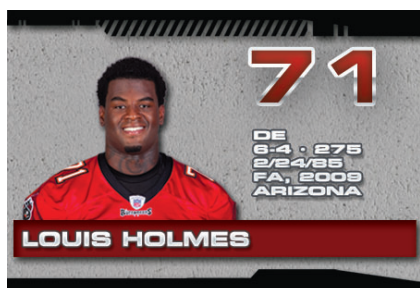
**Personal:** All-Florida Class 3A second-team honoree who led perennial power Glades Central (FL) to undefeated regular seasons each of his last two years... All-Palm Beach County and All-Western Conference... Selected to play in the Outback Steakhouse All-Star Game... Compiled 62 tackles, 16 tackles for losses and nine quarterback sacks his senior year... Team finished 10-1, advancing to the regional finals of the Florida 3A playoffs... In his junior year Glades Central went 11-1 and made it to the regional semifinals... SuperPrep All-Dixie Team... Rated one of Florida's top 85 players by SuperPrep... Played under Coach Larry Coffey... Also participated in baseball and track and field... The son of Lawrence Duncan and Joyce Johnson-Edward... Has three sisters... Born Rashaad Khimbrel Lawrence Duncan on December 10, 1986 in Belle Glade, FL.



**Pro:** Signed by the Buccaneers on May 13, 2009... Released by the St. Louis Rams on April 14, 2009... Re-signed with the Rams on December 29, 2008... Spent final four weeks of 2008 season on Rams' practice squad after being added on December 2, 2008... Released from the Detroit Lions practice squad on November 24, 2008, after being added on November 19, 2008... Released by the Seattle Seahawks on August 26, 2008, after being added on May 5, 2008... Waived by Minnesota on April 30, 2008... Spent the 2007 season on the Vikings practice squad after being signed on September 3, 2007... Entered the NFL as a sixth-round draft choice (188th overall) of Tennessee in the 2007 NFL Draft.

**College:** Closed his college career at Texas Tech as one of the university's all-time leading receivers... Two-time All-Big 12 honoree for the Red Raiders... Recorded 91 receptions for 1,300 yards and 13 touchdowns... Yardage total was the highest in school history, while his touchdown total tied for first and his reception total tied for fourth... Ranks near or at the top of the Red Raiders' all-time career leaders in major receiving categories, placing eighth in career receptions (175), sixth in career receiving yardage (2,667), and second in career touchdown receptions (23)... Redshirted as a true freshman in 2002... Received his degree in finance.

**Personal:** Attended Paradise Valley (AZ) High School... First-Team All-Arizona... Selected to play in the Arizona High School All-Star Game... Son of Esther and David Filani... Has three older siblings, Pearl, Joseph and Joshua... Born Joel O. Filani on December 8, 1983 in Tempe, Arizona.

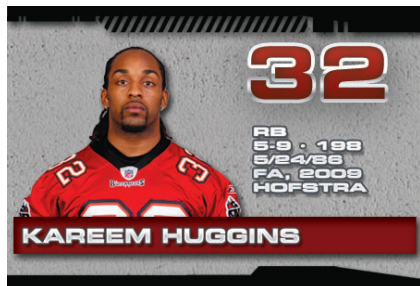


**Pro:** Signed by the Buccaneers on January 8, 2009... Released by San Francisco on September 8, 2008... Signed to San Francisco's practice squad on August 31, 2008... Released by San Francisco on August 30, 2008... Originally entered the NFL as an undrafted free agent with San Francisco on May 1, 2008.

**2008:** Spent one week on San Francisco's practice squad.

**College:** Totaled 265 tackles, 22.0 sacks and 50.0 tackles for loss in four collegiate seasons, spending first two years at Scottsdale Community College before transferring to Arizona for his final two campaigns... Played in 12 games with 10 starts for Arizona as a senior in 2007, tallying 37 tackles, two sacks and 5.5 tackles for loss... Second-team All-Pac-10 performer during his first season at Arizona as a junior, recording 36 tackles, four sacks, five tackles for loss, two forced fumbles and one fumble recovery... Combined for 192 tackles, 16.0 sacks and 40 tackles for loss in two seasons at Scottsdale Community College, garnering NJAA All-American, All-Regional and All-Western States Football League honors.

**Personal:** Spent final prep season at Dillard High School in Fort Lauderdale (FL) after attending his first three years of high school in his hometown of Memphis... Born Louis Holmes on February 2, 1985 in Memphis, Tennessee.



**Pro:** Signed by the Buccaneers as an undrafted free agent on May 4, 2009.

**College:** Four-year letterman (2004-07) for the Pride... In his 41-game, four-year career at Hofstra rushed 428 times for 2,178 yards and 21 touchdowns... Ranks sixth on the Hofstra career

rushing list... Also returned 70 kickoffs for 1,596 yards and a 22.8 average... In 2007, named to the All-CAA second team at both running back and kickoff returner... Iron Mike Award winner as Hofstra's Most Valuable Player... Led the Pride in rushing for the second consecutive season as well as kickoff returns for the third straight year in 2007... Played in all 11 games and started four as a junior... Led the Pride and ranked eighth in the Atlantic 10 in rushing with 572 yards on 136 carries with a team-high four rushing touchdowns... Played in all 11 games as a sophomore... Was second on the team in rushing and 17th in the Atlantic 10... Carried the ball 87 times for 529 yards and six touchdowns... Played in 10 games as a freshman... Recorded 27 carries for 130 yards and two touchdowns... Majored in psychology.

**Personal:** Has four sisters... Was a four-year member of the football team, a three-year member of the track team and played one year of basketball at Bayley-Ellard High School in Madison, New Jersey... Was a first team all-area, all-conference and all-county selection and an All-New Jersey second team pick as a senior after recording 1,637 rushing yards on 184 carries... Born Kareem Huggins on May 24, 1986.

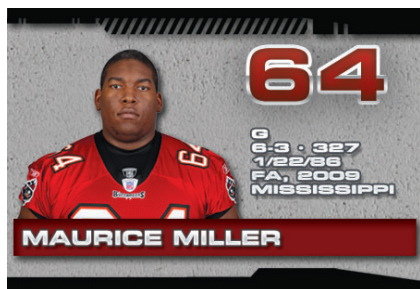


**Pro:** Signed by the Buccaneers as an undrafted free agent on April 30, 2009.

**College:** Took over as starting free safety during senior season, missing only three games because of injury... Collected 26 tackles (16 solo) with three interceptions and one forced fumble... Tied a career best with six stops against USF (9/20)... Picked off interceptions in three straight games... Recorded his first and only career sack and forced a fumble at Toledo... Redshirted during the 2007 season... As a junior in 2006, competed in six games, finishing with 19 tackles (11 unassisted) with 1.5 tackles for losses of two yards... Picked up four tackles (three solo) and recovered a fumble in his lone start of the season at Miami (10/14)... A regular contributor to the defensive backfield as a sophomore in 2005... Played in eight games on the season... Finished with 19 tackles (nine solo) with five each in the season opener at Kansas State (9/3) and finale versus Middle Tennessee (12/3)... Picked up his first intercollegiate interception and returned it 82 yards for a touchdown against Florida Atlantic (11/26), one

of four interception returns for touchdowns that tied an NCAA I-A record that had stood since 1987... Saw action in nine games as a true freshman, starting three times at safety in 2004... Ranked among the top 10 on the squad with 40 tackles (21 solo)... Graduated with his degree in sports management and started graduate work in 2008.

**Personal:** Attended Durant (FL) High School... An all-around athlete who played four years of football, four years of basketball and two seasons of track... All-conference and team captain for football coach Mike Gottman... MVP of the UCF Football Camp... Member of the all-academic team... Chose FIU over interest shown by UConn, South Carolina, UCF, Iowa State, Bethune-Cookman, Florida Atlantic and Duke... Son of Marshall and Venessa McDuffie... Born Marshall McDuffie on July 31, 1986 in Tampa, FL.

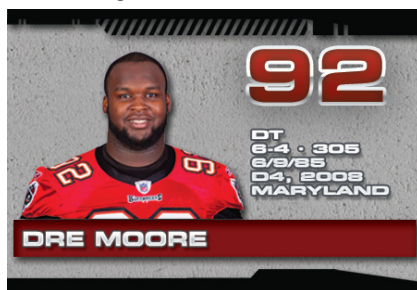


**Pro:** Signed by the Buccaneers as an undrafted free agent on April 30, 2009.

**College:** Three-year letterwinner at Ole Miss, appearing in 36 games with 23 starts... As a senior in 2008, helped the Rebels rank second in the SEC in rushing (186.5 ypg) and fourth in sacks allowed (1.54 pg)... Helped the Rebel offense roll up 438 yards and 41 points, the most points since 2003, vs. Memphis... Named the SEC Offensive Lineman of the Week against Auburn... Played in all 12 games with 11 starts at right tackle in 2007... Helped pave the way for BenJarvus Green-Ellis' 1,137 rushing yards, which ranks second on the school's single-season chart... Appeared in 11 games in 2006, starting the last seven games of the season at right tackle... Helped Green-Ellis become the third 1,000-yard runner in Ole Miss history and record four 100-yard rushing games... Did not see action in 2005... Received the Scholar-Athlete Award from the Ole Miss Chapter of the National Football Foundation and College Hall of Fame... Did not see action during true freshman season in 2004 and was redshirted... Majored in criminal justice.

**Personal:** An Arkansas High School Activities Association Class 4A All-State offensive-defensive lineman who was a three-year starter at Central High in West Helena, Arkansas... Rated as the No. 16 prospect in Arkansas by The Morning News/NWAonline.net... Was credited with 35 pancake blocks on offense senior season... On defense, had 10

tackles, three forced fumbles, one fumble recovery, and two tackles for loss... Also earned four letters in track, throwing shot and discus... Son of Kelvin and Jacquelynn Robinson... Grandmother is Leverne Wilbert... Born Maurice Edward Miller on January 22, 1986 in Chicago, Illinois.



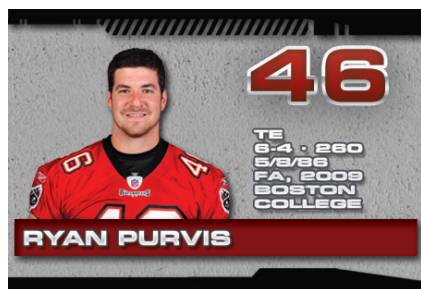
**Pro:** Signed by the Buccaneers on January 8, 2009... Signed to the Buccaneers practice squad on September 1, 2008... Released by the Buccaneers on August 30, 2008... Originally entered the league as a fourth-round selection (115th overall) by Tampa Bay in the 2008 NFL Draft.

**2008:** Spent the entire season on the Buccaneers practice squad.

**College:** A strong, quick defensive tackle who can tie up the interior of the line... A two-year starter who has a good combination of size, speed and agility... Equally adept at stopping the run or rushing the passer... Earned first-team all-conference honors as a senior when he emerged as one of the leaders of the defense... Played in the 2008 Senior Bowl and took part in the NFL Scouting Combine... Appeared in 44 career games, starting 26 of his final 29 contests... Ranked among the top senior defensive tackle prospects in the nation by ESPN.com in the fall of 2007... Posted 17.5 career tackles for loss, including 10.5 sacks... Posted the third-highest strength index (a measure of pound-for-pound strength) on the team in the spring of 2006... An Iron Terp in each of his last four springs... His 385-pound clean in 2005 was a school record for defensive linemen... Posted the highest strength index on the team in spring 2007 testing... Graduated in December 2007 with a degree in family studies.

**Personal:** Visited with patients at All Children's Hospital during the Rookie Club's annual visit in 2008... Sang Christmas Carols at Westminster Palms Nursing Home in St. Petersburg with members of the Rookie Club in 2008... Along with the defensive line, helped host a holiday party for kids and families at the Children's Cancer Center in December 2008... Sorted and distributed food for Metropolitan Ministries' Holiday Assistance Program with Rookie Club members in November 2008... With teammate Elbert Mack, taught football drills to children at Metropolitan Ministries' LAMPlighters festival in October 2008... Coached football drills

and fundamentals to local Pop Warner participants during the second annual Rookie Club Football Camp in June 2008... Hosted a bowling outing for foster children with the Rookie Club in May 2008... Son of Melvin and Lois Moore... Attended Independence (Charlotte, N.C.) High School, playing football as a senior for head coach Tommy Knotts... Did not play organized football until he was asked to join the junior varsity as a junior... Became one of four All-State performers on a team that also featured National Player of the Year quarterback Chris Leak (Florida)... Registered 107 tackles (69 solos), 12 stops for losses and three sacks... First-team All-State pick by the Associated Press, adding All-Conference, All-County and All-District for the Patriots... Invited to play in the Shrine Bowl (North Carolina all-stars vs. South Carolina all-stars)... His team went 16-0 and beat its opponents by an average of 51-8 en route to the state championship... Born Marchondray James Moore on June 9, 1985 in Charlotte, North Carolina.

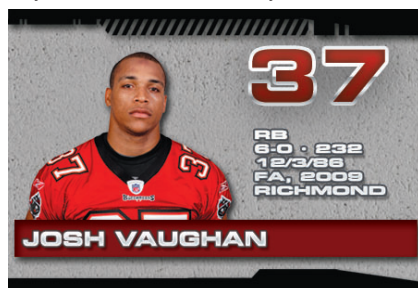


**Pro:** Signed by the Tampa Bay Buccaneers as an undrafted free agent on May 2, 2009.

**College:** Started 31-of-51 games he appeared in at Boston College, catching 113 passes for 1,122 yards and six touchdowns... His 113 receptions rank 17th on the school's overall career receiving record list and fourth on the Boston College all-time record list for tight ends... Second-team All-Atlantic Coast Conference selection in 2008... Started all 14 games in 2008, catching 24 passes for 176 yards... In his first season as a full-time starter in 2007, garnered All-Atlantic Coast Conference first-team accolades... Ranked fourth on the team with 54 receptions for 553 yards and four touchdowns... Only Pete Mitchell (66 in 1993 and 55 in 1994) had more catches in a season among tight ends that suited up at Boston College... Finished fifth on the team with 29 receptions for 381 yards and two touchdowns in 2006... Played in 10 games as a redshirt freshman, finishing with six receptions for 12 yards... Redshirted as a freshman in 2004... Was enrolled in the Carroll School of Management.

**Personal:** Attended Lancaster (PA) Catholic High School... All-State tight end, adding All-Northeast honors from Super Prep during his senior season... In 2003, had 39 receptions for 755 yards and four touchdowns, and also averaged 38.8 yards on 41

punts... Accounted for seven touchdowns while also throwing a pair of scoring strikes and returning one fumble for a touchdown... Also lettered in basketball, leading his team to the state title in 2003, as he finished his hoops career with more than 1,000 points and 700 rebounds... Oldest of four children of Colleen and Jeffrey Purvis... Born Ryan J. Purvis on May 8, 1986 in Allentown, Pennsylvania.

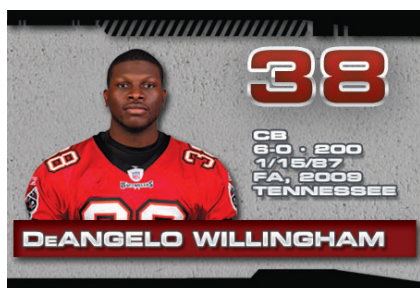


**Pro:** Signed by the Buccaneers as an undrafted free agent on April 30, 2009.

**College:** Played in all 16 games as a senior... Led the team in rushing with 355 carries for 1,844 yards and 20 touchdowns... Caught 19 passes for 67 yards... Led the team in scoring, with a total of 120 points... Won the Division I FCS National Championship in 2008... Named first-team All-CAA honors... Racked up career-highs in carries (109), rushing yards (723) and touchdowns (nine) during junior season... Had a breakout year as a sophomore, playing in all 11 games... Carried the ball 91 times for 569 yards (6.3 yards/carry) and had five touchdowns... Was the team's second-leading rusher... Caught 14 passes out of the backfield for 90 yards... Had two 100-yard games... Helped an offense which scored 349 points on the season, second-most all-time at Richmond during his sophomore season... Was part of an offense which averaged 381.3 yards per game, ranking 41st in the country... Helped the Spiders to a total of 4,957 yards on the season, most-ever in Spider football history... Played in 10 contests as a true freshman... Finished the season with 203 yards rushing on 57 carries... Caught five passes for 139 yards and one touchdown... His longest reception of the season, 79 yards for a touchdown, ranked as the eighth-longest completion in Spider football history... Recorded five kickoff returns for 95 yards, an average of 19.0 per return.

**Personal:** Attended Hermitage (Richmond, VA) High School... Earned first team All-Colonial District as a senior for head coach Pat Kane... Averaged 12 yards per carry... Ran for 10 touchdowns... Had 25 catches for 312 yards and four touchdowns... Four varsity letters... Also earned All-District second team at linebacker... Honorable Mention All-District in basketball... Son of Carl and Coleen Vaughan... Born Joshua Vaughan on December 3, 1986 in Richmond, VA.

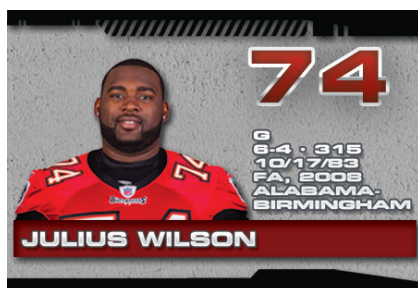




**Pro:** Signed by the Buccaneers as an undrafted free agent on April 30, 2009.

**College:** Appeared in 26 games with 20 starts in two seasons at Tennessee... Finished career with Vols totaling 80 tackles, two forced fumbles, two fumble recoveries, 10 passes defended and three interceptions... Started all 12 games as a senior in 2008... Grabbed three interceptions during 2008 season to go along with 42 tackles and seven passes defended... Had a season-high six tackles at Auburn... Credited with career-high three passes defended against Northern Illinois... Recorded a season-high tying six tackles and one pass defended at Vanderbilt... Appeared in 14 games with eight starts in first season at Tennessee in 2007... Finished contest against South Carolina with a career-high 10 tackles, one pass defended and forced two fumbles... Two-year starter at cornerback and twice named All-Conference at College of the Desert... As sophomore in 2006, totaled five interceptions, one fumble recovery and one forced fumble... Also returned blocked field goal 90 yards for a touchdown against San Bernardino... As a freshman, tallied three interceptions.

**Personal:** PrepStar All-America in 2004 at Calhoun (SC) High School... Three-year starter at wide receiver, defensive back, kick returner and punt returner... Also three-year starter at guard on basketball team and led team to three straight regional championships... Regional finalist in 4x100M relay as senior and also competed in 100M dash... Born DeAngelo Willingham on January 15, 1987 in St. Matthews, South Carolina.



**Pro:** Signed by the Buccaneers on January 8, 2009... Signed to the Buccaneers practice squad on September 3, 2008... Released by the St. Louis Rams on August 31, 2008... Signed by the St. Louis Rams on July 28, 2008... Released by the Miami Dolphins on July 27, 2008... Activated to the Dolphins practice squad on December 4, 2007... Originally entered the NFL as an undrafted free agent with the Miami Dolphins on September 4, 2007.

**2008:** Spent the entire season on the Buccaneers practice squad.

**2007:** Spent the first 12 games of his rookie season on the Dolphins' practice squad before being activated to the 53-man roster... Was inactive for all four games.

**College:** Was a three-year letterman at UAB (2004-06) after spending his freshman season at Southwest Mississippi Community College (2003)... Started most of his three seasons with the Blazers... Opened all 19 games in which he appeared at right tackle over his final two years, including all 11 as a junior in 2005 when the team averaged 434.6 yards of total offense per game... Appeared in 12 contests in 2004 and was part of a line that helped the offense average 403.0 yards an outing... Earned his degree in history.

**Personal:** Along with teammates Antonio Bryant and Torrie Cox, visited Youth Environmental Services, Inc. in Wimauma, FL to speak to at-risk teens about the challenges faced on and off the football field to inspire male youth who risk entering the Juvenile Justice System in April 2009... Attended Southeast High School in Bradenton, Florida... Played on both the offensive and defensive lines as a prep performer... Participated in the Georgia-Florida high school all-star game following his senior season... Participated in the Dolphins' Thanksgiving turkey giveaways as well as the "Lift Up America Food Giveaway" event... Loves working with and mentoring kids... Enjoys fishing in his spare time... Has a daughter, Talia Wilson... Born Julius Wilson on October 17, 1983 in Bradenton, Florida.

# 2009 ALPHABETICAL ROSTER

No.	Name	Pos.	Ht.	Wt.	Birthdate	NFL Exp.	College	HS Hometown	How Acq.
90	Adams, Gaines	DE	6-5	258	6/8/1983	3	Clemson	Greenwood, SC	D1-'07
73	Alabi, Anthony	T	6-5	315	2/16/1981	4	Texas Christian	San Antonio, TX	FA-'09
26	Allen, Will	S	6-1	200	6/17/1982	6	Ohio State	Dayton, OH	D4-'04
29	Arrington, Kyle	CB	5-10	196	8/12/1986	1	Hofstra	Accokeek, MD	FA-'08
35	Askew, B.J.	FB	6-3	233	8/19/1980	7	Michigan	Cincinnati, OH	UFA(NYJ)-'07
20	Barber, Ronde	CB	5-10	184	4/7/1975	13	Virginia	Roanoke, VA	D3b-'97
9	Bidwell, Josh	P	6-3	220	3/13/1976	10	Oregon	Winston, OR	UFA (GB)-'04
31	Biggers, E.J.	CB	6-0	180	6/13/1987	R	Western Michigan	North Miami Beach, FL	D7a-'09
58	Black, Quincy	LB	6-2	240	2/28/1984	3	New Mexico	Chicago, IL	D3-'07
60	Bradwell, Chris	DT	6-5	280	12/17/1983	1	Troy	Johns Creek, GA	FA-'08
66	Bruggeman, Rob	C	6-4	293	3/21/1986	R	Iowa	Cedar Rapids, IA	FA-'09
89	Bryant, Antonio	WR	6-1	205	3/9/1981	7	Pittsburgh	Miami, FL	FA-'08
3	Bryant, Matt	K	5-9	200	5/29/1975	8	Baylor	Orange, TX	FA-'05
61	Buie, Jarriett	DE	6-3	260	9/7/1985	R	USF	Tampa, FL	FA-'09
41	Byrd, C.J.	S	6-2	187	11/17/1986	R	Georgia	North Augusta, SC	FA-'09
17	Campbell, Kelly	WR	5-10	175	7/23/1980	4	Georgia Tech	Atlanta, GA	FA-'09
14	Carter, Patrick	WR	6-3	215	2/6/1985	1	Louisville	St. Petersburg, FL	FA-'09
87	Clark, Brian	WR	6-2	204	12/26/1983	3	North Carolina State	Tampa, FL	FA-'07
80	Clayton, Michael	WR	6-4	215	10/13/1982	6	Louisiana State	Baton Rouge, LA	D1-'04
43	Cook, Jameel	FB	5-10	237	2/8/1979	9	Illinois	Miami, FL	FA-'08
27	Cox, Torrie	CB	5-10	192	10/29/1980	7	Pittsburgh	Miami, FL	D6-'03
59	Crowell, Angelo	LB	6-1	246	8/16/1981	7	Virginia	North Forsythe, NC	UFA(BUF)-'09
62	Dile, Marc	T	6-4	300	5/5/1986	R	USF	Miami, FL	FA-'09
69	Dotson, Demar	T	6-9	315	10/11/1985	R	Southern Miss	Alexandria, LA	FA-'09
72	Duncan, Rashaad	DT	6-2	315	12/10/1986	R	Pittsburgh	Belle Glade, FL	FA-'09
48	Economos, Andrew	LS	6-1	250	6/24/1982	4	Georgia Tech	Atlanta, GA	FA-'06
52	Faine, Jeff	C	6-3	291	4/6/1981	7	Notre Dame	Sanford, FL	UFA(NO)-'08
13	Filani, Joel	WR	6-2	206	12/8/1983	1	Texas Tech	Tempe, AZ	FA-'09
5	Freeman, Josh	QB	6-6	248	1/13/1988	R	Kansas State	Kansas City, MO	D1-'09
68	Fulton, Xavier	T	6-5	301	4/18/1986	R	Illinois	Flossmoor, IL	D5-'09
88	Gilmore, John	TE	6-5	257	9/21/1979	8	Penn State	West Lawn, PA	UFA(CHI)-'08
34	Graham, Earnest	RB	5-9	225	1/15/1980	6	Florida	Ft. Myers, FL	FA-'03
16	Hankton, Cortez	WR	6-0	200	1/20/1981	6	Texas Southern	New Orleans, LA	FA-'08
54	Hayes, Geno	LB	6-1	226	8/10/1987	2	Florida State	Greenville, FL	D6-'08
57	Hayward, Adam	LB	6-1	240	6/23/1984	3	Portland State	Westminster, CA	D6-'07
71	Holmes, Louis	DE	6-4	275	2/24/1985	1	Arizona	Memphis, TN	FA-'09
95	Hovan, Chris	DT	6-2	296	5/12/1978	10	Boston College	Rocky River, OH	FA-'05
32	Huggins, Kareem	RB	5-9	198	5/24/1986	1	Hofstra	Irvington, NJ	FA-'09
10	Jackson, Dexter	WR	5-9	182	8/5/1986	2	Appalachian State	Dunwoody, GA	D2-'08
36	Jackson, Tanard	S	6-0	200	7/21/1985	3	Syracuse	Potomac, MD	D4-'07
11	Johnson, Josh	QB	6-3	205	5/15/1986	2	San Diego	Oakland, CA	D5-'08
75	Joseph, Davin	G	6-3	313	11/22/1983	4	Oklahoma	Hallandale, FL	D1-'06
53	Koutouvides, Niko	LB	6-2	238	3/25/1981	6	Purdue	Plainville, CT	FA-'09
77	Lee, James	T	6-4	305	8/17/1985	2	South Carolina State	Belle Glade, FL	W(CLE)-'08
7	Leftwich, Byron	QB	6-5	250	1/14/1980	7	Marshall	Washington, DC	UFA(PIT)-'09
33	Mack, Elbert	CB	5-10	175	7/14/1986	2	Troy	Wichita, KS	FA-'08
79	Mahan, Sean	C/G	6-3	301	5/28/1980	7	Notre Dame	Tulsa, OK	T(PIT)-'08
12	McCown, Luke	QB	6-3	217	7/12/1981	6	Louisiana Tech	Jacksonville, TX	T(CLE)-'05

# 2009 ALPHABETICAL ROSTER (CONT.)

No.	Name	Pos.	Ht.	Wt.	Birthdate	NFL Exp.	College	HS Hometown	How Acq.
50	McCoy, Matt	LB	6-0	235	10/14/1982	5	San Diego State	Tustin, CA	UFA(NO)-'08
39	McDuffie, Marshall	CB	6-2	207	7/31/1986	R	Florida International	Valrico, FL	FA-'09
64	Miller, Maurice	G	6-3	327	1/22/1986	R	Mississippi	West Helena, AR	FA-'09
93	Miller, Roy	DT	6-2	310	7/9/1987	R	Texas	Killeen, TX	D3-'09
92	Moore, Dre	DT	6-4	305	6/9/1985	1	Maryland	Charlotte, NC	D4-'08
94	Moore, Kyle	DE	6-5	272	10/25/1986	R	USC	Warner Robins, GA	D4-'09
30	Nicholson, Donte	S	6-1	216	12/18/1981	3	Oklahoma	Diamond Bar, CA	D5a-'05
4	Nugent, Mike	K	5-10	190	3/2/1982	5	Ohio State	Centerville, OH	UFA(NYJ)-'09
70	Penn, Donald	T	6-5	305	4/27/1983	4	Utah State	Playa Del Rey, CA	FA-'06
96	Peterson, Greg	DT	6-5	315	1/21/1984	3	North Carolina Central	East Duplin, NC	D5-'07
23	Phillips, Jermaine	S	6-2	230	3/27/1979	8	Georgia	Roswell, GA	D5-'02
21	Piscitelli, Sabby	S	6-3	224	8/24/1983	3	Oregon State	Boca Raton, FL	D2b-'07
84	Pociask, Jason	TE	6-3	259	2/9/1983	3	Wisconsin	Plainfield, IN	FA-'08
46	Purvis, Ryan	TE	6-4	260	5/8/1986	R	Boston College	Reinholds, PA	FA-'09
51	Ruud, Barrett	LB	6-2	241	5/20/1983	5	Nebraska	Lincoln, NE	D2-'05
78	Sears, Arron	G	6-3	319	10/25/1984	3	Tennessee	Russellville, AL	D2a-'07
98	Sims, Ryan	DT	6-4	315	5/4/1980	8	North Carolina	Spartanburg, SC	T(KC)-'07
22	Smith, Clifton	RB	5-9	190	7/4/1985	2	Fresno State	Fresno, CA	FA-'08
86	Stevens, Jerramy	TE	6-7	260	11/13/1979	8	Washington	Olympia, WA	UFA(SEA)-'07
85	Stovall, Maurice	WR	6-5	220	2/21/1985	4	Notre Dame	Philadelphia, PA	D3-'06
18	Stroughter, Sammie	WR	5-10	189	1/3/1986	R	Oregon State	Sacramento, CA	D7b-'09
25	Talib, Aqib	CB	6-1	205	2/13/1986	2	Kansas	Richardson, TX	D1-'08
65	Trueblood, Jeremy	T	6-8	320	5/10/1983	4	Boston College	Indianapolis, IN	D2-'06
37	Vaughan, Josh	RB	6-0	232	12/3/1986	R	Richmond	Richmond, VA	FA-'09
28	Ward, Derrick	RB	5-11	228	8/30/1980	6	Ottawa (KS)	Moreno Valley, CA	UFA(NYG)-'09
91	White, Stylez G.	DE	6-3	270	7/25/1979	3	Minnesota	Newark, NJ	FA-'07
97	Wilkerson, Jimmy	DE/DT	6-2	270	1/4/1981	7	Oklahoma	Naples, TX	UFA(KC)-'08
24	Williams, Carnell	RB	5-11	217	4/21/1982	5	Auburn	Attalla, AL	D1-'05
38	Willingham, DeAngelo	CB	6-0	200	1/15/1987	R	Tennessee	Calhoun, SC	FA-'09
74	Wilson, Julius	G	6-4	315	10/17/1983	1	Alabama-Birmingham	Bradenton, FL	FA-'08
56	Wilson, Rod	LB	6-2	230	11/12/1981	3	South Carolina	Cross, SC	FA-'08
82	Winslow, Kellen	TE	6-4	240	7/21/1983	6	Miami	San Diego, CA	T(CLE)-'09
76	Zuttah, Jeremy	OL	6-4	308	6/1/1986	2	Rutgers	Edison, NJ	D3-'08
INJURED RESERVE									
44	Storer, Byron	FB	6-1	230	5/1/1984	3	California	Modesto, CA	FA-'07

## COACHING STAFF

**Head Coach:** Raheem Morris

**Assistant Coaches:** Joe Baker (defensive backs), Joe Barry (linebackers), Jim Bates (defensive coordinator), Tim Berbenich (assistant wide receivers), Richard Bisaccia (associate head coach/special teams coordinator), Ejiro Evero (defensive quality control), Jeff Jagodzinski (offensive coordinator), Jay Kaiser (asst. to the head coach), Chris Keenan (assistant strength and conditioning), Steve Logan (running backs), Pete Mangurian (offensive line), Richard Mann (asst. head coach/wide receivers), Chris Mosley (assistant offensive line), Robert Nunn (defensive line), Greg Olson (quarterbacks), Alfredo Roberts (tight ends), Kurtis Shultz (head strength and conditioning), Dwayne Stukes (assistant defensive backs), Todd Wash (defensive line)

# 2009 NUMERICAL ROSTER

No.	Name	Pos.	No.	Name	Pos.	No.	Name	Pos.
3	Matt Bryant .....	K	35	B.J. Askew .....	FB	71	Louis Holmes.....	DE
4	Mike Nugent.....	K	36	Tanard Jackson .....	S	72	Rashaad Duncan.....	DT
5	Josh Freeman.....	QB	37	Josh Vaughan .....	RB	73	Anthony Alabi .....	T
7	Byron Leftwich .....	QB	38	DeAngelo Willingham	CB	74	Julius Wilson .....	G
9	Josh Bidwell .....	P	39	Marshall McDuffie.....	CB	75	Davin Joseph.....	G
10	Dexter Jackson.....	WR	41	C.J. Byrd .....	S	76	Jeremy Zuttah.....	OL
11	Josh Johnson.....	QB	43	Jameel Cook .....	FB	77	James Lee.....	T
12	Luke McCown .....	QB	44	Byron Storer.....	FB	78	Arron Sears .....	G
13	Joel Filani .....	WR	46	Ryan Purvis.....	TE	79	Sean Mahan.....	C/G
14	Patrick Carter.....	WR	48	Andrew Economos .....	LS	80	Michael Clayton.....	WR
16	Cortez Hankton .....	WR	50	Matt McCoy .....	LB	82	Kellen Winslow.....	TE
17	Kelly Campbell.....	WR	51	Barrett Ruud.....	LB	84	Jason Pociask .....	TE
18	Sammie Stroughter ..	WR	52	Jeff Faine .....	C	85	Maurice Stovall.....	WR
20	Ronde Barber.....	CB	53	Niko Koutouvides.....	LB	86	Jerramy Stevens.....	TE
21	Sabby Piscitelli .....	S	54	Geno Hayes.....	LB	87	Brian Clark .....	WR
22	Clifton Smith.....	RB	56	Rod Wilson.....	LB	88	John Gilmore .....	TE
23	Jermaine Phillips.....	S	57	Adam Hayward.....	LB	89	Antonio Bryant.....	WR
24	Carnell Williams.....	RB	58	Quincy Black .....	LB	90	Gaines Adams.....	DE
25	Aqib Talib.....	CB	59	Angelo Crowell.....	LB	91	Stylez G. White.....	DE
26	Will Allen .....	S	60	Chris Bradwell.....	DT	92	Dre Moore .....	DT
27	Torrie Cox.....	CB	61	Jarriett Buie .....	DE	93	Roy Miller.....	DT
28	Derrick Ward .....	RB	62	Marc Dile.....	T	94	Kyle Moore .....	DE
29	Kyle Arrington.....	CB	64	Maurice Miller .....	G	95	Chris Hovan.....	DT
30	Donte Nicholson.....	S	65	Jeremy Trueblood.....	T	96	Greg Peterson.....	DT
31	E.J. Biggers.....	CB	66	Rob Bruggeman .....	C	97	Jimmy Wilkerson ..	DE/DT
32	Kareem Huggins.....	RB	68	Xavier Fulton .....	T	98	Ryan Sims.....	DT
33	Elbert Mack.....	CB	69	Demar Dotson .....	T			
34	Earnest Graham.....	RB	70	Donald Penn.....	T			

# 2009 PRONUNCIATION GUIDE

## PLAYERS

Anthony Alabi ..... Ah-Lobby  
 B.J. Askew ..... Ask-You  
 Ronde Barber ..... Ron-Day  
 Jarriett Buie ..... Jarrett Boo-Ee  
 Angelo Crowell ..... Crow-El  
 Andrew Economos ..... E-CON-oh-Mose  
 Geno Hayes ..... Gee-No  
 Davin Joseph ..... Dav-In

Niko Koutouvides..... NEE-Koh KOO-tah-VEE-dees  
 Sean Mahan..... May-Han  
 Sabby Piscitelli ..... Pis-Ka-Tell-Ee  
 Jason Pociask ..... Pose-E-Ak  
 Barrett Ruud ..... Rude  
 Arron Sears ..... Aaron  
 Aqib Talib..... Ah-Keeb Ta-Leeb  
 Jeremy Zuttah ..... Zoo-tah

## COACHES

Tim Berbenich ..... Bur-bin-ick  
 Richard Bisaccia ..... Bi-sach-ee-ah  
 Ejiro Evero ..... E-ja-row E-ver-row  
 Jeff Jagodzinski ..... Jag-Ga-ZIN-ski  
 Pete Mangurian ..... Man-Gear-ee-in



# 2008 REVIEW



# 2008 REGULAR SEASON STATISTICS

2008 RECORD:	WON: 9	LOST: 7		
09/07	L	20-24	at New Orleans	69,881
09/14	W	24-9	ATLANTA	63,611
09/21	W	27-24 (OT)	at Chicago	62,051
09/28	W	30-21	GREEN BAY	64,122
10/5	L	13-16	at Denver	75,480
10/12	W	27-3	CAROLINA	64,211
10/19	W	20-10	SEATTLE	64,811
10/26	L	9-13	at Dallas	63,254
11/2	W	30-27 (OT)	at Kansas City	74,045
11/16	W	19-13	MINNESOTA	65,278
11/23	W	38-20	at Detroit	49,096
11/30	W	23-20	NEW ORLEANS	64,430
12/8	L	23-38	at Carolina	74,113
12/14	L	10-13 (OT)	at Atlanta	65,045
12/21	L	24-41	SAN DIEGO	64,778
12/28	L	24-31	OAKLAND	64,847

	BUCCANEERS	OPPONENTS
TOTAL FIRST DOWNS	298	259
Rushing	100	87
Passing	184	153
Penalty	14	19
3rd Down: Made/Att	88/229	81/214
3rd Down Pct.	38.4	37.9
4th Down: Made/Att	10/18	5/13
4th Down Pct.	55.6	38.5
POSSESSION AVG.	31:23	28:37
TOTAL NET YARDS	5,456	4,898
Avg. Per Game	341.0	306.1
Total Plays	1,045	945
Avg. Per Play	5.2	5.2
NET YARDS RUSHING	1,837	1,901
Avg. Per Game	114.8	118.8
Total Rushes	451	441
NET YARDS PASSING	3,619	2,997
Avg. Per Game	226.2	187.3
Sacked/Yards Lost	32/169	29/190
Gross Yards	3,788	3,187
Attempts/Completions	562/355	475/276
Completion Pct.	63.2	58.1
Had Intercepted	13	22
PUNTS/AVERAGE	77/44.5	81/43.6
NET PUNTING AVG.	37.6	35.4
PENALTIES/YARDS	95/834	88/660
FUMBLES/BALL LOST	21/13	16/8
TOUCHDOWNS	38	34
Rushing	13	8
Passing	18	23
Returns	7	3

SCORE BY QUARTERS				1	2	3	4	OT	TOTAL
BUCCANEERS				61	112	86	96	6	361
OPPONENTS				77	86	51	106	3	323
SCORING	TD	R	P	Rt	PAT	2-Pt.	FG	S	PTS
M. Bryant	0	0	0	0	35/36	0	32/38	0	131
A. Bryant	7	0	7	0	0/0	0	0/0	0	42
E. Graham	4	4	0	0	0/0	0	0/0	0	24
I. Hilliard	4	0	4	0	0/0	0	0/0	0	24
C. Williams	4	4	0	0	0/0	0	0/0	0	24
A. Smith	3	0	3	0	0/0	1	0/0	0	20
B. Askew	2	2	0	0	0/0	0	0/0	0	12
W. Dunn	2	2	0	0	0/0	0	0/0	0	12
C. Smith	2	0	0	2	0/0	0	0/0	0	12
J. Stevens	2	0	2	0	0/0	0	0/0	0	12
G. Adams	1	0	0	1	0/0	0	0/0	0	6
R. Barber	1	0	0	1	0/0	0	0/0	0	6
P. Buchanon	1	0	0	1	0/0	0	0/0	0	6
M. Clayton	1	0	1	0	0/0	0	0/0	0	6
J. Garcia	1	1	0	0	0/0	0	0/0	0	6
J. Gilmore	1	0	1	0	0/0	0	0/0	0	6
G. Hayes	1	0	0	1	0/0	0	0/0	0	6
J. Phillips	1	0	0	1	0/0	0	0/0	0	6
BUCCANEERS	38	13	18	7	35/36	1	32/38	0	361
OPPONENTS	34	8	23	3	33/33	1	28/30	0	323
PUNTING	NO	YDS	AVG	NET	TB	IN20	LG	BK	
J. Bidwell	77	3,426	44.5	37.6	7	27	64	0	
BUCCANEERS	77	3,426	44.5	37.6	7	27	64	0	
OPPONENTS	81	3,528	43.6	35.4	11	15	70	2	

SACKS: G. Adams 6.5, G. White 5.0, J. Wilkerson 5.0, K. Carter 4.0, B. Ruud 3.0, R. Barber 2.0, R. Sims 1.5, C. Hovan 1.0, T. Jackson 1.0  
 BUCCANEERS 29, OPPONENTS 22

PASSING	ATT	COMP	YDS	CMP%	YDS/ATT	TD	TD%	INT	INT%	LG	SACK/LOST	RATING
J. Garcia	376	244	2712	64.9	7.21	12	3.2	6	1.6	71t	23/100	90.2
B. Griese	184	110	1073	59.8	5.83	5	2.7	7	3.8	38	9/69	69.4
E. Graham	1	1	3	100.0	3.00	1	100.0	0	0.0	3t	0/0	118.8
L. McCown	1	0	0	0.0	0.00	0	0.0	0	0.0	-	0/0	39.6
BUCCANEERS	562	355	3,788	63.2	6.74	18	3.2	13	2.3	71t	32/169	83.8
OPPONENTS	475	276	3,187	58.1	6.71	23	4.8	22	4.6	84t	29/190	75.3

RUSHING	NO	YDS	AVG	LG	TD
W. Dunn	186	786	4.2	40	2
E. Graham	132	563	4.3	68t	4
C. Williams	63	233	3.7	28	4
J. Garcia	35	148	4.2	20	1
C. Smith	8	40	5.0	10	0
A. Bryant	2	22	11.0	13	0
L. McCown	3	15	5.0	12	0
B. Askew	7	14	2.0	3	2
M. Bennett	7	12	1.7	4	0
M. Clayton	2	5	2.5	4	0
I. Hilliard	1	0	0.0	0	0
B. Griese	5	-1	-0.2	3	0

BUCCANEERS	451	1,837	4.1	68t	13
OPPONENTS	441	1,901	4.3	67t	8

RECEIVING	NO	YDS	AVG	LG	TD
A. Bryant	83	1,248	15.0	71t	7
I. Hilliard	47	424	9.0	36t	4
W. Dunn	47	330	7.0	36	0
M. Clayton	38	484	12.7	58t	1
J. Stevens	36	397	11.0	31	2
E. Graham	23	174	7.6	24	0
A. Smith	21	250	11.9	34	3
J. Gilmore	15	147	9.8	36	1
J. Galloway	13	138	10.6	22	0
B. Askew	13	66	5.1	18	0
C. Williams	7	43	6.1	25	0
C. Smith	4	24	6.0	13	0
M. Stovall	3	25	8.3	9	0
J. Cook	3	24	8.0	12	0
B. Clark	1	12	12.0	12	0
M. Bennett	1	2	2.0	2	0

BUCCANEERS	355	3,788	10.7	71t	18
OPPONENTS	276	3,187	11.5	84t	23

INTERCEPTIONS	NO	YDS	AVG	LG	TD
R. Barber	4	69	17.3	65t	1
A. Talib	4	32	8.0	19	0
J. Phillips	3	72	24.0	58	0
S. Piscitelli	2	106	53.0	84	0
G. Adams	2	50	25.0	45t	1
P. Buchanon	2	33	16.5	26t	1
B. Ruud	2	10	5.0	10	0
T. Jackson	1	25	25.0	25	0
C. June	1	1	1.0	1	0
D. Brooks	1	-2	-2.0	-2	0

BUCCANEERS	22	396	18.0	84	3
OPPONENTS	13	233	17.9	62t	2

PUNT RETURNS	RET	FC	YDS	AVG	LG	TD
C. Smith	23	4	324	14.1	70t	1
D. Jackson	20	0	97	4.9	19	0
I. Hilliard	3	7	19	6.3	11	0
A. Talib	1	0	0	0.0	0	0

BUCCANEERS	47	11	440	9.4	70t	1
OPPONENTS	39	10	392	10.1	43	0

KICKOFF RETURNS	RET	YDS	AVG	LG	TD
C. Smith	36	992	27.6	97t	1
D. Jackson	14	327	23.4	45	0
M. Clayton	3	69	23.0	29	0
B. Clark	3	54	18.0	22	0
A. Smith	2	17	8.5	17	0
M. Stovall	1	15	15.0	15	0
J. Gilmore	1	12	12.0	12	0

BUCCANEERS	60	1,486	24.8	97t	1
OPPONENTS	74	1,542	20.8	61	0

FIELD GOALS	1-19	20-29	30-39	40-49	50+	Lg
-------------	------	-------	-------	-------	-----	----

M. Bryant	0/0	12/12	15/15	5/8	0/3	49
-----------	-----	-------	-------	-----	-----	----

BUCCANEERS	0/0	12/12	15/15	5/8	0/3	49
OPPONENTS	0/0	10/10	8/9	8/9	2/2	57

M. Bryant: (38G, 32G) (27G) (54N, 27G) (25G, 38G) (0) (23G, 43G) (40N, 48G) (44G, 22G, 42G) (32G, 58N, 26N) (23G) (35G, 27G, 48G, 39G) (27G, 53N, 31G) (0) (33G, 28G, 34G) (34G, 22G) (31G, 23G, 49G)

OPPONENTS: (34G) (32G, 27G, 24G) (40G, 43G, 28G, 49N) (0) (55G, 40G, 27G) (20G) (26G, 38N) (38G, 45G) (39G, 28G) (43G, 37G) (38G, 40G) (47G, 43G) (33G) (26G, 34G) (28G, 57G) (25G)

## 2008 DEFENSIVE STATISTICS

Player	Solo Tackles	Assists	Total Tackles	Sacks/Yards	TFL	Ints./Yards	For. Fum.	Fum. Rec.	Passes Def.
B. Ruud	130	48	178	3.0/20.0	4	2/10	—	1	7
D. Brooks	64	47	111	—	7	1/-2	1	—	8
C. June	68	36	104	—	5	1/1	—	—	2
T. Jackson	68	34	102	1.0/8.0	3	1/25	2	1	7
R. Barber	70	30	100	2.0/8.0	3	4/69	—	1	16
J. Phillips	58	28	86	—	3	3/72	1	1	6
P. Buchanan	54	15	69	—	3	2/33	2	1	12
C. Hovan	43	26	69	1.0/6.0	4	—	—	—	1
K. Carter	37	27	64	4.0/17.0	1	—	1	—	2
S. Piscitelli	41	18	59	—	1	2/106	—	—	8
G. Adams	40	15	55	6.5/35.5	3	2/50	—	—	7
G. White	28	12	40	5.0/39.0	1	—	1	—	1
J. Haye	19	21	40	—	2	—	—	—	1
J. Wilkerson	21	7	28	5.0/47.0	2	—	1	—	2
A. Talib	19	8	27	—	—	4/32	—	—	10
R. Sims	16	11	27	1.5/9.5	3	—	—	—	2
W. Allen	8	3	11	—	1	—	—	1	—
G. Hayes	7	1	8	—	—	—	—	—	1
E. Mack	7	1	8	—	1	—	—	—	1
A. Hayward	4	1	5	—	—	—	—	—	—
M. McCoy	2	1	3	—	—	—	—	—	—
Q. Black	2	0	2	—	—	—	—	—	—
M. Hamilton	1	0	1	—	—	—	—	—	2

## 2008 SPECIAL TEAMS STATISTICS

Player	Solo Tackles	Assists	Total Tackles	Fumbles For./Rec.
Q. Black	18	6	24	—
W. Allen	16	5	21	1/0
T. Jackson	16	2	18	—
E. Mack	9	3	12	—
A. Hayward	8	4	12	—
A. Economos	9	2	11	—
S. Piscitelli	6	3	9	1/0
B. Clark	7	1	8	0/1
C. Smith	6	2	8	—
G. Hayes	7	0	7	—
M. Stovall	6	1	7	—
M. McCoy	5	2	7	1/0
B. Storer	4	3	7	—
J. Wilkerson	6	0	6	0/1
D. Nicholson	4	2	6	—
A. Talib	4	1	5	—
J. Cook	3	2	5	0/1
J. Gilmore	3	0	3	—
M. Bryant	3	0	3	—
A. Smith	2	0	2	—
B. Askew	1	1	2	—
R. Barber	1	0	1	—
M. Clayton	1	0	1	—
J. Phillips	0	1	1	—

### Defensive/Special Teams Touchdowns \*

P. Buchanan (26-yard INT return at NO, 9/7)  
 G. Adams (45-yard INT return at CHI, 9/21)  
 J. Phillips (38-yard fumble return vs. GB, 9/28)  
 G. Hayes (22-yard blocked punt return vs. CAR, 10/12)  
 R. Barber (65-yard INT return at DET, 11/23)

### Miscellaneous Tackles

I. Hilliard 3, A. Bryant 2, D. Penn 2, J. Trueblood 2, B. Askeve 1, M. Clayton 1, W. Dunn 1, A. Sears 1, A. Smith 1, C. Smith 1, J. Stevens 1, M. Stovall 1

### Miscellaneous Fumble Recoveries

J. Garcia 4, A. Sears 1, J. Trueblood 1, C. Williams 1

### Blocked Punts

G. Hayes (vs. CAR, 10/12)  
 B. Clark (at ATL, 12/14)

### Blocked PATs

None

### Blocked Field Goals

None

### Deflected Punts

None

### Safeties

None

\* Not including kickoff and punt returns



# 2008 PRESEASON STATISTICS

2008 RECORD:		WON: 3	LOSS: 1	OPPONENT	ATT
DATE	W/L	SCORE	SCORE		
8/9	W	17-6		at Miami	64,087
8/17	W	27-10		NEW ENGLAND	63,365
8/23	L	17-23		JACKSONVILLE	62,696
8/28	W	16-6		at Houston	70,011

BUCCANEERS		OPP	
TOTAL FIRST DOWNS	85	43	
Rushing	34	11	
Passing	48	29	
Penalty	3	3	
3rd Down: Made/Att	35/68	13/48	
3rd Down Pct.	51.5	27.1	
4th Down: Made/Att	2/4	3/6	
4th Down Pct.	50.0	50.0	
POSSESSION AVG.	35:36	24:24	
TOTAL NET YARDS	1,242	768	
Avg. Per Game	310.5	192.0	
Total Plays	281	201	
Avg. Per Play	4.4	3.8	
NET YARDS RUSHING	488	215	
Avg. Per Game	122.0	53.8	
Total Rushes	126	81	
NET YARDS PASSING	754	553	
Avg. Per Game	188.5	138.3	
Sacked/Yards Lost	9/65	7/23	
Gross Yards	819	576	
Attempts/Completions	146/98	113/61	
Completion Pct.	67.1	54.0	
Had Intercepted	4	3	
PUNTS/AVERAGE	15/44.8	23/43.7	
NET PUNTING AVG.	39.5	31.7	
PENALTIES/YARDS	15/158	30/226	
FUMBLES/BALL LOST	6/2	4/2	
TOUCHDOWNS	8	3	
Rushing	2	1	
Passing	4	2	
Returns	2	0	

SCORE BY QUARTERS	1	2	3	4	OT	TOTAL
BUCCANEERS	7	31	13	26	0	77
OPPONENTS	13	9	10	13	0	45

SCORING	TD	RU	PA	RT	K-PAT	FG	S	PTS
M. Bryant	0	0	0	0	8/8	7/12	0	29
M. Bennett	1	1	0	0	0/0	0/0	0	6
B. Clark	1	0	1	0	0/0	0/0	0	6
M. Clayton	1	0	1	0	0/0	0/0	0	6
E. Graham	1	1	0	0	0/0	0/0	0	6
D. Jackson	1	0	0	1	0/0	0/0	0	6
C. Lucas	1	0	1	0	0/0	0/0	0	6
S. Piscitelli	1	0	0	1	0/0	0/0	0	6
B. Storer	1	0	1	0	0/0	0/0	0	6

BUCCANEERS	8	2	4	2	8/8	7/12	0	77
OPPONENTS	3	1	2	0	3/3	8/8	0	45

2-Pt. Conversions: BUCCANEERS 0-0, OPPONENTS 0-0

SACKS: BUCCANEERS 7, OPPONENTS 9

FIELD GOALS	1-19	20-29	30-39	40-49	50+
M. Bryant	0/0	3/4	3/5	1/1	0/2
BUCCANEERS	0/0	3/4	3/5	1/1	0/2
OPPONENTS	0/0	2/2	0/0	4/4	2/2

M. Bryant: (36N,52N,32G) (34G,23G) (23N,27G) (54N,36N,40G,29G,31G)

BUCCANEERS: (36N,52N,32G) (34G,23G) (23N,27G)

(54N,36N,40G,29G,31G)

OPPONENTS: (41G,49G) (53G) (23G,45G,25G) (53G, 41G)

PASSING	ATT	COMP	YDS	COMP%	YDS/ATT	TD	TD%	INT	INT%	LG	SACK/LOST	RATING
L. McCown	48	32	305	66.7	6.35	2	4.2	1	2.1	33	2/13	89.3
B. Griese	35	26	174	74.3	4.97	1	2.9	0	0.0	19	1/2	94.2
C. Simms	30	19	155	63.3	5.17	0	0.0	1	3.3	15	5/37	62.5
J. Garcia	18	11	79	61.1	4.39	1	5.6	2	11.1	12	0/0	50.2
J. Johnson	15	10	106	66.7	7.07	0	0.0	0	0.0	29	1/13	87.1
BUCCANEERS	146	98	819	67.1	5.61	4	2.7	4	2.7	33	9/65	79.1
OPPONENTS	113	61	576	54.0	5.10	2	1.8	3	2.7	28	7/23	63.1

RUSHING	NO	YDS	AVG	LG	TD
M. Bennett	45	203	4.5	31	1
K. Darby	32	102	3.2	12	0
C. Smith	19	53	2.8	8	0
L. McCown	3	33	11.0	29	0
W. Dunn	8	24	3.0	7	0
E. Graham	10	20	2.0	6	1
D. Jackson	2	19	9.5	13	0
A. Bryant	1	16	16.0	16	0
C. Simms	1	10	10.0	10	0
M. Spurlock	1	10	10.0	10	0
M. Clayton	1	1	1.0	1	0
J. Johnson	3	-3	-1.0	1	0

BUCCANEERS	126	488	3.9	31	2
OPPONENTS	81	215	2.7	12	1

RECEIVING	NO	YDS	AVG	LG	TD
C. Smith	11	91	8.3	21	0
M. Bennett	10	52	5.2	13	0
M. Stovall	8	81	10.1	18	0
C. Lucas	7	38	5.4	8	1
A. Bryant	5	57	11.4	33	0
B. Clark	5	50	10.0	19	1
I. Hilliard	5	33	6.6	9	0
B. Storer	5	11	2.2	5	1
B. Troupe	4	52	13.0	29	0
M. Clayton	4	44	11.0	13	1
K. Darby	4	32	8.0	15	0
J. Gilmore	4	31	7.8	11	0
C. Hankton	3	49	16.3	28	0
M. Spurlock	3	37	12.3	15	0
D. Jackson	3	28	9.3	11	0
C. Stewart	3	21	7.0	14	0
A. Smith	3	21	7.0	10	0
E. Graham	3	15	5.0	7	0
W. Dunn	3	15	5.0	7	0
D. Fells	2	28	14.0	15	0
P. Warren	2	15	7.5	9	0
J. Stevens	1	18	18.0	18	0

BUCCANEERS	98	819	8.4	33	4
OPPONENTS	61	576	9.4	28	2

INTERCEPTIONS	NO.	YDS	AVG	LG	TD
R. Barber	1	5	5.0	5	0
E. Mack	1	5	5.0	5	0
G. Hayes	1	1	1.0	1	0

BUCCANEERS	3	11	3.7	5	0
OPPONENTS	4	41	10.3	20	0

PUNTING	NO	YDS	AVG	NET	TB	IN20	LG	BK
J. Bidwell	15	672	44.8	39.5	1	4	55	0

BUCCANEERS	15	672	44.8	39.5	1	4	55	0
OPPONENTS	23	1,006	43.7	31.7	2	2	59	0

PUNT RETURNS	RET	FC	YDS	AVG	LG	TD
M. Spurlock	6	1	61	10.2	19	0
D. Jackson	4	0	120	30.0	83t	1
C. Smith	4	2	55	13.8	30	0

BUCCANEERS	14	3	236	16.9	83t	1
OPPONENTS	8	2	60	7.5	26	0

KICKOFF RETURNS	NO	YDS	AVG	LG	TD
M. Spurlock	5	87	17.4	28	0
D. Jackson	4	76	19.0	23	0
C. Smith	2	47	23.5	26	0

BUCCANEERS	11	210	19.1	28	0
OPPONENTS	18	358	19.9	38	0

## DEFENSE AND SPECIAL TEAMS LEADERS

PLAYER	TACKLES	PLAYER	SACKS	PLAYER	SPECIAL TEAMS TACKLES
W. Allen	13	J. Wilkerson	2.0	C. Smith	5
A. Hayward	13	R. Barber	1.0	W. Allen	3
E. Mack	12	C. Bennett	1.0	P. Chukwurah	3
M. Bennett	11	C. Hovan	1.0	M. Hamilton	3
D. Hunter	10	E. Wilson	1.0	Q. Black	2
E. Wilson	10	C. Bradwell	1.0	R. Nece	2
S. Piscitelli	9			S. Piscitelli	2
J. Phillips	9				
G. Peterson	9				
M. McCoy	8				



# 2008 GAME-BY-GAME STARTING LINEUPS

## OFFENSE

DATE	OPP	WR	LT	LG	C	RG	RT	TE	WR	QB	RB	FB	OTHER	OTHER
9/7	@NO	Galloway	Penn	Sears	Faine	Zuttah	Trueblood	Smith	A.Bryant	Garcia	Graham	Aslew		
9/14	ATL	Galloway	Penn	Sears	Faine	Zuttah	Trueblood	Smith	A.Bryant	Giese	Graham	---	Gilmore (TE)	
9/21	@CHI	---	Penn	Sears	Faine	Zuttah	Trueblood	Smith	Hilliard	Giese	Graham	---	Gilmore (TE)	Stevens (TE)
9/28	GB	Bryant	Penn	Sears	Faine	Joseph	Trueblood	Smith	Clayton	Giese	Graham	Storer	Gilmore (TE)	
10/5	@DEN	Bryant	Penn	Sears	Faine	Joseph	Trueblood	Smith	---	Giese	Graham	Storer	Gilmore (TE)	
10/12	CAR	Bryant	Penn	Sears	Faine	Joseph	Trueblood	Smith	Clayton	Garcia	Graham	Storer	Gilmore (TE)	
10/19	SEA	Bryant	Penn	Sears	Faine	Joseph	Trueblood	Smith	---	Garcia	Graham	Graham	Gilmore (TE)	
10/26	@DAL	Bryant	Penn	Sears	Faine	Joseph	Trueblood	Smith	Clayton	Garcia	---	Graham	Gilmore (TE)	
11/2	@KC	Bryant	Penn	Zuttah	Faine	Joseph	Trueblood	Smith	Clayton	Garcia	Graham	Cook		
11/16	MIN	Bryant	Penn	Sears	Faine	Joseph	Trueblood	Gilmore	Clayton	Garcia	Graham	Aslew		
11/23	@DET	Bryant	Penn	Sears	Faine	Joseph	Trueblood	Gilmore	Clayton	Garcia	Graham	Aslew		
11/30	NO	Bryant	Penn	Sears	Faine	Joseph	Trueblood	Gilmore	Clayton	Garcia	Dunn	Aslew		
12/8	@CAR	Bryant	Penn	Sears	Faine	Joseph	Trueblood	Smith	---	Garcia	Dunn	---	Gilmore (TE)	Stevens (TE)
12/14	@ATL	Bryant	Penn	Sears	Faine	Joseph	Trueblood	Smith	Clayton	Giese	Dunn	---	Stevens (TE)	
12/21	SD	Bryant	Penn	Sears	Faine	Joseph	Trueblood	---	Clayton	Garcia	Dunn	---	Hilliard (WR)	Galloway (WR)
12/28	OAK	Bryant	Penn	Sears	Faine	Joseph	Trueblood	Smith	Galloway	Garcia	Williams	---	Gilmore (TE)	

## DEFENSE

DATE	OPP	LE	DT	DT	RE	OLB	MLB	OLB	LCB	RCB	SS	FS	OTHER	OTHER
9/7	@NO	Carter	Hovan	Hovan	Adams	June	Ruud	Brooks	Buchanon	Barber	Phillips	Jackson		
9/14	ATL	Carter	Hovan	Hovan	Adams	June	Ruud	Brooks	Buchanon	Barber	Phillips	Jackson		
9/21	@CHI	Carter	Hovan	Hovan	Adams	June	Ruud	Brooks	Buchanon	Barber	Phillips	Jackson		
9/28	GB	Carter	Hovan	Hovan	Adams	June	Ruud	Brooks	Buchanon	Barber	Phillips	Jackson		
10/5	@DEN	Carter	Hovan	Hovan	Adams	June	Ruud	Brooks	Buchanon	Barber	Phillips	Jackson		
10/12	CAR	Carter	Hovan	Hovan	Adams	June	Ruud	Brooks	Buchanon	Barber	Phillips	Jackson		
10/19	SEA	Carter	Hovan	Hovan	Adams	June	Ruud	Brooks	Buchanon	Barber	Phillips	Jackson		
10/26	@DAL	Carter	Hovan	Hovan	Adams	June	Ruud	Brooks	Buchanon	Barber	Phillips	Jackson		
11/2	@KC	Carter	Hovan	Hovan	Adams	---	Ruud	Brooks	Buchanon	Barber	Piscitelli	Jackson	Talb (CB)	
11/2	MIN	Carter	Hovan	Hovan	Adams	June	Ruud	Brooks	Buchanon	Barber	Piscitelli	Jackson		
11/23	@DET	Carter	Hovan	Hovan	Adams	June	Ruud	Brooks	Buchanon	Barber	Piscitelli	Jackson		
11/30	NO	Carter	Hovan	Hovan	Adams	---	Ruud	Brooks	Buchanon	Barber	Piscitelli	Jackson		
12/8	@CAR	Carter	Hovan	Hovan	Adams	June	Ruud	Brooks	Buchanon	Barber	Phillips	Jackson		
12/14	@ATL	Carter	Wilkinson	Wilkinson	Adams	June	Ruud	Brooks	Buchanon	Barber	Phillips	Jackson		
12/21	SD	Carter	Hovan	Hovan	Adams	June	Ruud	Brooks	Buchanon	Barber	Piscitelli	Jackson		
12/28	OAK	Carter	Hovan	Hovan	Adams	June	Ruud	Brooks	Buchanon	Barber	Piscitelli	Jackson		

# 2008 BUCCANEER PARTICIPATION CHART

Legend:

Position Abbreviation Indicates Start (e.g. RCB indicates started at right cornerback)

P = Played DNP = Did Not Play IA = Inactive IR = Injured Reserve N = Not on Roster PS = Practice Squad

PUP = Phys. Unable to Perform NFI = Res./Non-Football-Injury RES = Reserve

Player	GP	GS	DNP	IA	@NO	ATL	@CHI	GB	@DEN	CAR	SEA	@DAL	@KC	MIN	@DET	NO	@CAR	@ATL	SD	OAK
Adams, Gaines	16	16	0	0	RE	RE	RE	RE	RE	RE	RE	RE	RE	RE	RE	RE	RE	RE	RE	RE
Allen, Will	16	0	0	0	P	P	P	P	P	P	P	P	P	P	P	P	P	P	P	P
Arrington, Kyle	16	0	0	0	N	N	N	N	N	N	N	N	N	N	N	N	N	N	N	N
Askeew, B.J.	10	4	0	0	6	FB	P	P	IA	IA	IA	IA	IA	FB	FB	FB	P	P	P	P
Barber, Ronde	16	16	0	0	RCB	RCB	RCB	RCB	RCB	RCB	RCB	RCB	RCB	RCB	RCB	RCB	RCB	RCB	RCB	RCB
Bennett, Michael	5	0	0	4	IA	IA	IA	P	P	P	P	IA	P	P	N	N	N	N	N	N
Bidwell, Josh	16	0	0	0	P	P	P	P	P	P	P	P	P	P	P	P	P	P	P	P
Black, Quincy	16	0	0	0	P	P	P	P	P	P	P	P	P	P	P	P	P	P	P	P
Boyd, Cory	0	0	0	0	IR	IR	IR	IR	IR	IR	IR	N	N	N	N	N	N	N	N	N
Bradwell, Chris	0	0	0	0	N	N	N	N	N	N	N	N	N	N	N	N	N	N	N	N
Brooks, Derrick	16	16	0	0	WLB	WLB	WLB	WLB	WLB	WLB	WLB	WLB	WLB	WLB	WLB	WLB	WLB	WLB	WLB	WLB
Bryant, Antonio	16	15	0	0	WR	WR	P	WR	WR	WR	WR	WR	WR	WR	WR	WR	WR	WR	WR	WR
Bryant, Matt	16	0	0	0	P	P	P	P	P	P	P	P	P	P	P	P	P	P	P	P
Buchanan, Phillip	16	16	0	0	LCB	LCB	LCB	LCB	LCB	LCB	LCB	LCB	LCB	LCB	LCB	LCB	LCB	LCB	LCB	LCB
Cartier, Kevin	16	16	0	0	LE	LE	LE	LE	LE	LE	LE	LE	LE	LE	LE	LE	LE	LE	LE	LE
Cash, Antoine	0	0	0	0	IR	IR	IR	IR	IR	IR	IR	N	N	N	N	N	N	N	N	N
Chukwurah, Patrick	0	0	0	2	N	N	N	N	N	N	N	N	N	N	N	N	N	N	N	N
Clark, Brian	9	0	0	1	P5	P5	P5	P5	P5	P5	P	P	P	P	P	P	P	P	P	P
Clayton, Michael	15	9	0	1	IA	P	P	WR	P	WR	WR	WR	WR	WR	WR	WR	WR	WR	WR	WR
Cook, Jameel	10	1	0	0	N	N	N	N	N	N	N	N	N	N	N	N	N	N	N	N
Cox, Torrie	0	0	0	0	IR	IR	IR	IR	IR	IR	IR	IR	IR	IR	IR	IR	IR	IR	IR	IR
Cuff, Omar	0	0	0	0	N	N	N	N	N	N	N	N	N	N	N	N	N	N	N	N
Davis, Anthony	4	0	0	3	P	P	P	P	P	P	P	P	P	P	P	P	P	P	P	P
Dunn, Warrick	15	6	0	1	P	P	P	P	P	P	P	P	P	P	P	P	P	P	P	P
Economos, Andrew	16	0	0	0	P	P	P	P	P	P	P	P	P	P	P	P	P	P	P	P
Faine, Jeff	16	16	0	0	C	C	C	C	C	C	C	C	C	C	C	C	C	C	C	C
Fassitt, Greg	0	0	0	0	N	N	N	N	N	N	N	N	N	N	N	N	N	N	N	N
Fells, Daniel	0	0	0	0	P5	P5	P5	P5	P5	P5	P5	P5	P5	P5	P5	P5	P5	P5	P5	P5
Galloway, Joey	9	4	1	6	WR	WR	IA	IA	IA	IA	IA	IA	IA	P	P	P	DNP	IA	WR	WR
Garcia, Jeff	12	11	0	4	QB	IA	IA	IA	P	QB	QB	QB	QB	P	QB	QB	QB	IA	QB	QB
Gilmore, John	16	10	0	0	P	TE	TE	P	TE	P	TE	TE	P	TE	TE	TE	TE	P	P	TE
Graham, Earnest	10	10	0	0	RB	RB	RB	RB	RB	RB	RB	RB	RB	RB	RB	RB	RB	RB	RB	RB
Griese, Brian	5	5	1	10	DNP	QB	QB	QB	QB	QB	QB	QB	QB	QB	QB	QB	QB	QB	QB	QB
Hamilton, Marcus	1	0	0	0	P5	P5	P5	P5	P5	P5	P5	P5	P5	P5	P5	P5	P5	P5	P5	P5
Hankton, Cortez	0	0	0	0	IR	IR	IR	IR	IR	IR	IR	IR	IR	IR	IR	IR	IR	IR	IR	IR
Haye, Jovan	15	14	0	1	DT	DT	DT	DT	DT	DT	DT	DT	DT	DT	DT	DT	DT	DT	DT	DT
Hayes, Geno	9	0	0	1	IA	P	P	P	P	P	P	P	P	P	P	P	P	P	P	P
Hayward, Adam	16	0	0	0	P	P	P	P	P	P	P	P	P	P	P	P	P	P	P	P
Herron, Noah	0	0	0	4	N	N	N	N	N	N	N	N	N	N	N	N	N	N	N	N
Hilliard, Ike	16	2	0	0	P	P	WR	P	P	P	P	P	P	P	P	P	P	P	P	P
Hovan, Chris	15	15	0	1	DT	DT	DT	DT	DT	DT	DT	DT	DT	DT	DT	DT	DT	DT	DT	DT
Ivanov, Sergey	0	0	0	0	P5	P5	P5	P5	P5	P5	P5	P5	P5	P5	P5	P5	P5	P5	P5	P5
Jackson, Dexter	7	0	0	9	P	P	P	P	P	P	P	P	P	P	P	P	P	P	P	P
Jackson, Tanard	16	16	0	0	F5	F5	F5	F5	F5	F5	F5	F5	F5	F5	F5	F5	F5	F5	F5	F5
Johnson, Josh	0	0	0	16	IA	IA	IA	IA	IA	IA	IA	IA	IA	IA	IA	IA	IA	IA	IA	IA

# 2008 BUCCANEER PARTICIPATION CHART

Legend:

Position Abbreviation Indicates Start (e.g. RCB indicates started at right cornerback)

P = Played DNP = Did Not Play IA = Inactive IR = Injured Reserve N = Not on Roster PS = Practice Squad

PUP = Phys. Unable to Perform NFI = Res./Non-Football-Injury RES = Reserve

Player	GP	GS	DNP	IA	@NO	1	2	3	4	5	@DEN	6	CAR	SEA	7	8	@KC	10	MIN	@DET	12	13	@CAR	14	15	16
Joseph, Davin	12	12	0	4	IA	IA	IA	IA	IA	RG	RG	RG	RG	RG	RG	RG	RG	RG	RG	RG	RG	RG	RG	RG	RG	RG
June, Cato	16	14	0	0	SLB	SLB	SLB	SLB	SLB	SLB	SLB	SLB	SLB	SLB	SLB	SLB	P	SLB	SLB	SLB	P	SLB	SLB	SLB	SLB	
Lee, James	1	0	1	14	IA	IA	IA	IA	IA	IA	IA	IA	IA	IA	IA	IA	DNP	IA	IA	IA	IA	IA	P	IA	IA	
Lentz, Matt	0	0	0	0	N	N	N	N	N	P	N	N	N	N	N	N	P	P	P	P	P	P	P	P	P	
Mack, Elbert	15	0	0	0	P	P	P	RES	P	P	P	P	P	P	P	P	P	P	P	P	P	P	P	P	P	
Magro, Marc	0	0	0	0	N	N	N	N	N	N	N	N	N	N	N	N	N	P	P	P	P	N	N	N	N	
Mahan, Sean	15	0	1	0	P	P	P	P	P	P	P	P	P	P	P	P	P	P	P	P	P	P	P	P	P	
McCown, Luke	2	0	12	2	IA	DNP	DNP	DNP	DNP	IA	IA	IA	IA	IA	DNP	DNP	DNP	DNP	DNP	DNP	DNP	DNP	DNP	P	DNP	
McCoy, Matt	5	0	0	7	P	IA	P	IA	P	IA	P	IA	P	IA	P	IA	N	N	N	N	N	N	N	IA	P	
Moffitt, Ben	0	0	0	0	N	N	N	N	N	N	N	P	N	N	N	N	N	N	N	N	N	N	N	N	N	
Moore, Dre	0	0	0	0	P	P	P	P	P	P	P	P	P	P	P	P	P	P	P	P	P	P	P	P	P	
Nicholson, Donte	5	0	0	2	IR	IR	IR	IR	IR	IR	IR	IR	IR	IR	IR	IR	N	P	P	P	IA	IA	LT	LT	P	
Penn, Donald	16	16	0	0	LT	LT	LT	LT	LT	LT	LT	LT	LT	LT	LT	LT	LT	LT	LT	LT	LT	LT	LT	LT	LT	
Peterson, Greg	2	0	2	12	IA	IA	IA	IA	IA	IA	IA	IA	IA	IA	IA	IA	DNP	IA	IA	IA	IA	P	IA	IA	IA	
Phillips, Jermaine	11	11	0	3	SS	SS	SS	SS	SS	SS	SS	SS	SS	SS	SS	SS	SS	SS	SS	SS	SS	SS	SS	SS	SS	
Piscitelli, Sabby	15	5	0	1	P	P	P	P	P	IA	P	P	P	P	P	P	SS	SS	SS	SS	P	P	P	P	SS	
Pociask, Jason	0	0	0	0	N	N	N	N	N	N	N	N	N	N	N	N	P	P	P	P	P	P	P	P	P	
Powdrell, Ryan	0	0	0	0	N	N	N	N	N	N	N	N	N	N	N	N	P	P	P	P	P	P	P	P	P	
Ruud, Barrett	16	16	0	0	MLB	MLB	MLB	MLB	MLB	MLB	MLB	MLB	MLB	MLB	MLB	MLB	MLB	MLB	MLB	MLB	MLB	MLB	MLB	MLB	MLB	
Sears, Aaron	15	15	0	1	LG	LG	LG	LG	LG	LG	LG	LG	LG	LG	LG	LG	IA	LG	LG	LG	LG	LG	LG	LG	LG	
Shotwell, Kyle	0	0	0	0	N	N	N	N	N	N	N	N	N	N	N	P	P	N	N	N	N	N	N	N	N	
Sims, Ryan	15	2	0	1	P	P	P	P	IA	P	P	P	P	P	P	P	P	P	P	P	P	DT	DT	P	P	
Smith, Alex	14	12	0	2	TE	TE	TE	TE	TE	TE	TE	TE	TE	TE	TE	TE	TE	TE	TE	TE	TE	TE	TE	TE	TE	
Smith, Clifton	9	0	0	0	P	P	P	P	P	P	P	P	P	P	P	P	P	P	P	P	P	P	P	P	P	
Sparlock, Michael	0	0	0	0	P	P	P	P	P	P	P	P	P	P	P	P	P	P	P	P	P	P	P	P	P	
Stevens, Jeremy	14	3	0	0	RES	RES	RES	RES	RES	P	P	P	P	P	P	P	P	P	P	P	P	TE	TE	P	P	
Storer, Byron	6	3	0	0	P	P	P	P	P	P	P	P	P	P	P	P	P	P	P	P	P	P	P	P	P	
Stovall, Maurice	5	0	0	4	P	IA	P	P	P	P	P	P	P	P	P	P	IA	IA	IA	IR	IR	IR	IR	IR	IR	
Sumrall, Brandon	0	0	0	0	P	P	P	P	P	N	N	N	N	N	N	N	N	N	N	N	N	N	N	N	N	
Talib, Aqib	15	2	0	1	P	P	P	P	P	P	P	P	P	P	P	P	P	P	P	P	P	P	P	P	P	
Troupe, Ben	2	0	0	0	P	P	P	P	P	N	N	N	N	N	N	N	N	N	N	N	N	N	N	N	N	
Trueblood, Jeremy	16	16	0	0	RT	RT	RT	RT	RT	RT	RT	RT	RT	RT	RT	RT	RT	RT	RT	RT	RT	RT	RT	RT	RT	
Warren, Paris	0	0	0	0	N	N	N	N	N	N	N	N	N	N	N	N	N	N	N	N	N	N	N	N	N	
White, Greg	16	0	0	0	P	P	P	P	P	P	P	P	P	P	P	P	P	P	P	P	P	P	P	P	P	
Wilkinson, Jimmy	16	1	0	0	P	P	P	P	P	P	P	P	P	P	P	P	P	P	P	P	P	P	P	P	P	
Williams, Carnell	6	1	0	1	PUP	PUP	PUP	PUP	PUP	PUP	PUP	PUP	PUP	PUP	PUP	PUP	PUP	IA	IA	P	P	P	P	P	P	
Williams, Julius	0	0	0	0	P	P	P	P	P	P	P	P	P	P	P	P	P	P	P	P	P	P	P	P	P	
Wilson, Rod	0	0	0	2	N	N	N	N	N	N	N	N	N	N	N	N	N	P	P	P	P	P	P	P	P	
Zuttah, Jeremy	12	5	3	1	RG	RG	RG	RG	RG	DNP	DNP	DNP	DNP	DNP	DNP	DNP	LG	LG	P	P	P	P	IA	IA	P	

# PERSONNEL LOG - 2008 SEASON

Jan. 11	Signed TE <b>Daniel Fells</b> , DE <b>Marques Gunn</b> , CB <b>Marcus Hamilton</b> , WR <b>Cortez Hankton</b> , CB <b>Darrell Hunter</b> , G <b>Brian Johnson</b> , T <b>Dennis Roland</b> and WR <b>Charles Spiller</b> .	May 6	Signed DT <b>Chris Bradwell</b> , WR <b>Amarri Jackson</b> , C <b>John Rochford</b> and RB <b>Clifton Smith</b> .
Jan. 24	FB <b>Mike Alstott</b> announced retirement.	May 30	Signed TE <b>Jerramy Stevens</b> and released QB <b>Bruce Gradkowski</b> .
Jan. 25	Named <b>George Yarno</b> as assistant offensive line coach.	June 6	Signed RB <b>Cory Boyd</b> and LS <b>Andrew Economos</b> and released C <b>John Rochford</b> .
Feb. 7	Named <b>Greg Olson</b> as quarterbacks coach.	June 13	Released TE <b>Tyrice Thompson</b> .
Feb. 15	Signed RB <b>Michael Bennett</b> .	June 20	Signed DE <b>Charles Bennett</b> , WR <b>Chad Lucas</b> , DT <b>Dre Moore</b> and SS <b>Donte Nicholson</b> . Released DE/LB <b>Patrick Chukwurah</b> , DE <b>Marques Gunn</b> , TE <b>Keith Heinrich</b> , WR <b>Amarri Jackson</b> , LB <b>Leon Joe</b> , WR <b>Charlie Spiller</b> and FB <b>Carl Stewart</b> .
Feb. 27	Released DE/DT <b>Kevin Carter</b> and DE <b>Greg Spires</b> .	June 21	Signed LB <b>Geno Hayes</b> .
Feb. 29	Signed LB <b>Antoine Cash</b> and C <b>Jeff Faine</b> .	July 23	Signed OL <b>Jeremy Zuttah</b> .
Mar. 1	Signed TE <b>John Gilmore</b> and DE <b>Jimmy Wilkerson</b> .	July 25	Signed WR <b>Dexter Jackson</b> , QB <b>Josh Johnson</b> and CB <b>Aqib Talib</b> . Waived WR <b>Taye Biddle</b> , RB <b>Cory Boyd</b> (injured) and LB <b>Teddy Lehman</b> . Placed T <b>Luke Petitgout</b> and RB <b>Carnell Williams</b> on the Active-Physically Unable to Perform (PUP) list.
Mar. 3	Acquired QB <b>Brian Griese</b> in a trade with the Chicago Bears.	July 26	Signed DE <b>Greg White</b> and released CB <b>Jonathan Hefney</b> .
Mar. 4	Signed LB <b>Leon Joe</b> .	July 29	Placed CB <b>Torrie Cox</b> on the Injured Reserve list.
Mar. 5	Signed LB <b>Teddy Lehman</b> and LB <b>Matt McCoy</b> .	July 30	Signed FB <b>Carl Stewart</b> .
Mar. 7	Signed CB <b>Sammy Davis</b> .	Aug. 16	Signed FB <b>J.D. Runnels</b> and released (designated – failed physical) T <b>Luke Petitgout</b> .
Mar. 10	Signed WR <b>Antonio Bryant</b> , RB <b>Warrick Dunn</b> and TE <b>Ben Troupe</b> .	Aug. 20	Signed G <b>Phil Bogle</b> and released FB <b>J.D. Runnels</b> .
Mar. 17	Signed S <b>Eugene Wilson</b> .	Aug. 26	Placed RB <b>Carnell Williams</b> on the Reserve-Physically Unable to Perform (PUP) list and CB <b>Sammy Davis</b> on the Injured Reserve list. Waived LB <b>Antoine Cash</b> (injured), S <b>Donte Nicholson</b> (injured) and WR <b>Paris Warren</b> .
Mar. 18	Signed DE <b>Marques Douglas</b> . Promoted <b>Dwayne Stukes</b> to special teams quality control coach.	Aug. 27	Traded DE <b>Marques Douglas</b> to the Baltimore Ravens for undisclosed draft picks. Placed LB <b>Antoine Cash</b> and S <b>Donte Nicholson</b> on the Injured Reserve list.
Mar. 24	Promoted <b>Todd Wash</b> to defensive line coach.		
Mar. 25	Signed DE/DT <b>Kevin Carter</b> .		
Apr. 26	Drafted WR <b>Dexter Jackson</b> and CB <b>Aqib Talib</b> .		
Apr. 27	Drafted RB <b>Cory Boyd</b> , LB <b>Geno Hayes</b> , QB <b>Josh Johnson</b> , DT <b>Dre Moore</b> and G <b>Jeremy Zuttah</b> .		
May 1	Signed T <b>Chris Clark</b> , CB <b>Jonathan Hefney</b> , CB <b>Elbert Mack</b> , FB <b>Carl Stewart</b> and TE <b>Tyrice Thompson</b> . Promoted <b>Tim Berbenich</b> to assistant running backs coach and <b>Rich Bisaccia</b> to associate head coach – special teams and running backs.		



Aug. 28	Signed DE <b>Patrick Chukwurah</b> .	Oct. 16	Released RB <b>Cory Boyd</b> from the Injured Reserve list.
Aug. 30	Released DE <b>Charles Bennett</b> , G <b>Phil Bogle</b> , DT <b>Chris Bradwell</b> , DE <b>Patrick Chukwurah</b> , WR <b>Brian Clark</b> , T <b>Chris Clark</b> , RB <b>Kenneth Darby</b> , G <b>Chris Denman</b> , TE <b>Daniel Fells</b> , CB <b>Marcus Hamilton</b> , CB <b>Darrell Hunter</b> , G <b>Brian Johnson</b> , WR <b>Chad Lucas</b> , DT <b>Dre Moore</b> , LB <b>Ryan Nece</b> , T <b>Dennis Roland</b> , QB <b>Chris Simms</b> , RB <b>Clifton Smith</b> , WR <b>Micheal Spurlock</b> and FB <b>Carl Stewart</b> . Placed WR <b>Cortez Hankton</b> on the Injured Reserve list and released CB <b>Sammy Davis</b> from the Injured Reserve list.	Oct. 18	Promoted WR <b>Brian Clark</b> to the active roster and released LB <b>Matt McCoy</b> .
Aug. 31	Released S <b>Donte Nicholson</b> from the Injured Reserve list.	Oct. 22	Signed LB <b>Kyle Shotwell</b> and WR <b>Paris Warren</b> to the practice squad. Released FB <b>Ryan Powdrell</b> from the practice squad.
Sept. 1	Signed T <b>James Lee</b> and released CB <b>Eugene Wilson</b> . Signed WR <b>Brian Clark</b> , TE <b>Daniel Fells</b> , CB <b>Marcus Hamilton</b> , DT <b>Dre Moore</b> , RB <b>Clifton Smith</b> , WR <b>Micheal Spurlock</b> , CB <b>Brandon Sumrall</b> and G <b>Julius Wilson</b> to the practice squad.	Oct. 25	Promoted RB <b>Clifton Smith</b> to the active roster from the practice squad and released G/T <b>Anthony Davis</b> .
Sept. 2	Traded G <b>Dan Buenning</b> to Chicago for a 2009 undisclosed draft pick. Acquired C/G <b>Sean Mahan</b> in a trade with the Pittsburgh Steelers for a 2009 undisclosed draft pick.	Oct. 29	Signed G <b>Matt Lentz</b> and TE <b>Jason Pociask</b> to the practice squad and released WR <b>Paris Warren</b> .
Sept. 16	Released LB <b>Antoine Cash</b> from the Injured Reserve list.	Nov. 4	Released LB <b>Kyle Shotwell</b> from the practice squad.
Sept. 17	Released TE <b>Ben Troupe</b> and activated TE <b>Jerramy Stevens</b> . Signed CB <b>Kyle Arrington</b> to the practice squad and released CB <b>Brandon Sumrall</b> from the practice squad.	Nov. 5	Released WR <b>Brian Clark</b> .
Sept. 19	Promoted CB <b>Marcus Hamilton</b> to the active roster from the practice squad and re-signed CB <b>Brandon Sumrall</b> to the practice squad.	Nov. 6	Signed WR <b>Brian Clark</b> to the practice squad.
Sept. 22	Released CB <b>Marcus Hamilton</b> .	Nov. 10	Signed S <b>Donte Nicholson</b> .
Sept. 24	Released CB <b>Brandon Sumrall</b> from the practice squad and signed CB <b>Greg Fassitt</b> to the practice squad.	Nov. 12	Activated RB <b>Carnell Williams</b> from the Reserve PUP list and released RB <b>Michael Bennett</b> . Placed WR <b>Maurice Stovall</b> on the Injured Reserve list and promoted WR <b>Brian Clark</b> to the active roster from the practice squad. Signed LB <b>Marc Magro</b> to the practice squad.
Oct. 7	Signed LB <b>Ben Moffitt</b> to the practice squad.	Nov. 19	Signed RB <b>Noah Herron</b> and LB <b>Matt McCoy</b> to contracts and placed RB <b>Earnest Graham</b> and LB <b>Geno Hayes</b> on the Injured Reserve list.
Oct. 15	Signed FB <b>Jameel Cook</b> and place FB <b>Byron Storer</b> on the Injured Reserve list. Signed FB <b>Ryan Powdrell</b> and released LB <b>Ben Moffitt</b> from the practice squad.	Dec. 3	Released LB <b>Marc Magro</b> from the practice squad and signed DT <b>Chris Bradwell</b> to the practice squad.
		Dec. 17	Signed DE <b>Patrick Chukwurah</b> and LB <b>Rod Wilson</b> to contracts. Placed S <b>Jermaine Phillips</b> on the Injured Reserve list and released RB <b>Noah Herron</b> .

SIDELINES

RECORDS

HISTORY

2008 REVIEW

PLAYERS

OWNERSHIP

2008 TEAM

GAME-BY-GAME OFFENSIVE STATISTICS

OFFENSE	@NO 9/7	ATL 9/14	@CHI 9/21	GB 9/28	@DEN 10/5	CAR 10/12	SEA 10/19	@DAL 10/26	@KC 11/2	MIN 11/16	@DET 11/23	NO 11/30	@CAR 12/8	@ATL 12/14	SD 12/21	OAK 12/28
FIRST DOWNS	18	15	28	20	17	17	22	15	24	21	15	11	21	19	20	15
BY RUSHING	4	5	4	9	6	8	6	4	4	10	7	7	7	5	9	5
BY PASSING	14	10	22	7	11	8	16	10	19	9	7	4	13	14	10	10
BY PENALTY	0	0	2	4	0	1	0	1	1	2	1	0	1	0	1	0
3RD DOWN CONVERSIONS	2	6	6	5	6	6	10	6	8	5	5	2	6	3	6	6
3RD DOWN ATTEMPTS	12	14	16	14	15	13	18	17	13	12	13	15	14	14	14	15
4TH DOWN CONVERSIONS	0	0	0	1	0	0	0	2	0	0	2	2	1	0	1	1
4TH DOWN ATTEMPTS	1	1	0	1	0	0	1	3	0	1	2	2	2	0	2	2
TOTAL NET YARDS	352	311	454	327	307	315	402	262	423	363	255	254	384	325	342	380
TOTAL OFFENSIVE PLAYS	63	61	84	71	61	57	75	65	69	64	56	61	67	67	64	60
AVG. GAIN PER PLAY	5.6	5.1	5.4	4.6	5.0	5.5	5.4	4.0	6.1	5.7	4.6	4.2	5.7	4.9	5.3	6.3
NET YARDS RUSHING	146	164	47	178	139	142	97	49	81	108	116	149	86	99	111	125
TOTAL RUSHING PLAYS	20	28	17	41	22	37	38	20	25	33	33	34	24	26	27	26
AVG. GAIN PER RUSH	7.3	5.9	2.8	4.3	6.3	3.8	2.6	2.5	3.2	3.3	3.5	4.4	3.6	3.8	4.1	4.8
NET YARDS PASSING	206	147	407	149	168	173	305	213	342	255	139	105	298	226	231	255
SACKED	2	2	0	0	3	0	1	2	0	1	5	4	5	4	2	1
YARDS LOST ON SACKS	15	13	0	0	13	0	5	14	0	0	26	14	23	43	1	2
GROSS YARDS PASSING	221	160	407	149	181	173	310	227	342	255	165	119	321	269	232	257
PASS COMPLETIONS	24	18	38	15	26	15	27	27	32	23	13	9	24	26	21	17
PASS ATTEMPTS	41	31	67	30	36	20	36	43	44	30	18	23	38	37	35	33

180

2008 REVIEW

# 2008 TEAM GAME-BY-GAME OFFENSIVE STATISTICS

OFFENSE	@NO 9/7	ATL 9/14	@CHI 9/21	GB 9/28	@DEN 10/5	CAR 10/12	SEA 10/19	@DAL 10/26	@KC 11/2	MIN 11/16	@DET 11/23	NO 11/30	@CAR 12/8	@ATL 12/14	SD 12/21	OAK 12/28
PERCENTAGE	58.5	58.1	56.7	50.0	72.2	75.0	75.0	62.8	72.7	76.7	72.2	39.1	63.2	70.3	60.0	51.5
INTERCEPTIONS	1	0	3	3	1	0	0	0	1	0	0	0	0	1	2	1
FUMBLES	0	1	1	0	0	1	4	1	3	1	4	2	1	0	1	1
FUMBLES LOST	0	1	1	0	0	0	1	1	3	1	3	1	0	0	1	0
TURNOVERS	1	1	4	3	1	0	1	1	4	1	3	1	0	1	3	1
PENALTIES	7	11	6	8	5	7	4	7	7	5	3	1	5	11	2	6
PENALTY YARDS	66	94	61	70	30	80	26	58	47	54	25	5	34	76	25	83
PUNTS	8	5	6	4	7	5	4	4	3	1	4	6	3	9	3	5
GROSS PUNTING AVG.	44.1	46.6	44.7	49.5	49.9	44.6	38.5	37.5	46.0	37.0	51.0	36.8	47.0	45.9	43.7	42.6
NET PUNTING AVG.	40.4	38.0	40.5	34.3	44.1	38.8	28.0	36.3	36.3	37.0	42.5	39.5	33.3	39.6	28.7	29.2
TD RUSHING	0	2	0	1	0	1	1	0	0	1	1	1	1	0	2	2
TD PASSING	1	1	2	1	1	1	1	0	2	0	2	1	2	1	1	1
TD RETURNS	1	0	1	1	0	1	0	0	1	0	2	0	0	0	0	0
2-PT. CONVERSIONS MADE	0	0	0	0	0	0	0	0	1	0	0	0	0	0	0	0
2-PT. CONVERSIONS ATT.	0	0	0	0	0	0	0	0	2	0	0	0	0	0	0	0
FIELD GOALS MADE	2	1	2	3	2	2	2	3	3	4	1	3	1	1	1	1
FIELD GOAL ATTEMPTS	2	1	2	3	2	3	3	4	3	5	1	3	2	2	1	1
SAFETIES	0	0	0	0	0	0	0	0	0	0	0	0	0	0	0	0
TOTAL POINTS	20	24	27	30	13	27	20	9	30	19	38	23	23	10	24	24
TIME OF POSSESSION	28:28	30:22	31:22	36:50	30:47	34:42	41:41	31:37	32:17	33:49	32:11	29:16	30:28	34:46	29:09	28:02

SIDELINES

RECORDS

HISTORY

2008 REVIEW

PLAYERS

OWNERSHIP

2008 TEAM

GAME-BY-GAME DEFENSIVE STATISTICS

DEFENSE	@NO 9/7	ATL 9/14	@CHI 9/21	GB 9/28	@DEN 10/5	CAR 10/12	SEA 10/19	@DAL 10/26	@KC 11/2	MIN 11/16	@DET 11/23	NO 11/30	@CAR 12/8	@ATL 12/14	SD 12/21	OAK 12/28
FIRST DOWNS	16	14	21	8	17	14	7	17	21	14	9	18	26	18	21	18
BY RUSHING	5	2	7	2	4	2	3	7	9	4	4	3	14	9	5	7
BY PASSING	11	8	14	6	13	12	4	6	9	8	5	14	10	9	16	8
BY PENALTY	0	4	0	0	0	0	0	4	3	2	0	1	2	0	0	3
3RD DOWN CONVERSIONS	5	7	4	4	6	3	2	3	6	5	4	5	8	6	7	6
3RD DOWN ATTEMPTS	13	19	15	13	15	12	10	15	13	12	14	13	10	14	13	13
4TH DOWN CONVERSIONS	0	0	1	1	0	0	1	2	0	0	0	0	0	0	0	0
4TH DOWN ATTEMPTS	0	1	1	3	0	2	1	2	0	2	0	1	0	0	0	0
TOTAL NET YARDS	438	234	405	181	333	282	176	172	384	210	207	332	464	373	370	337
TOTAL OFFENSIVE PLAYS	60	65	74	53	60	59	39	62	63	52	52	66	58	67	58	57
AVG. GAIN PER PLAY	7.3	3.6	5.5	3.4	5.6	4.8	4.5	2.8	6.1	4.0	4.0	5.0	8.0	5.6	6.4	5.9
NET YARDS RUSHING	101	105	158	28	106	40	103	70	183	99	108	44	299	175	90	192
TOTAL RUSHING PLAYS	27	28	37	18	26	20	16	26	36	26	22	18	37	43	26	35
AVG. GAIN PER RUSH	3.7	3.8	4.3	1.6	4.1	2.0	6.4	2.7	5.1	3.8	4.9	2.4	8.1	4.1	3.5	5.5
NET YARDS PASSING	337	129	247	153	227	242	73	102	201	111	99	288	165	198	280	145
SACKED	1	4	3	3	0	0	0	3	1	5	4	1	1	1	1	1
YARDS LOST ON SACKS	6	29	21	18	0	0	0	20	0	27	35	8	8	8	7	3
GROSS YARDS PASSING	343	158	268	171	227	242	73	122	201	138	134	296	173	206	287	148
PASS COMPLETIONS	23	13	22	16	23	20	12	19	15	14	10	25	14	15	21	14
PASS ATTEMPTS	32	33	34	32	34	39	23	33	26	21	26	47	20	23	31	21

182

2008 REVIEW

2008 TEAM  
GAME-BY-GAME DEFENSIVE STATISTICS

DEFENSE	@NO 9/7	ATL 9/14	@CHI 9/21	GB 9/28	@DEN 10/5	CAR 10/12	SEA 10/19	@DAL 10/26	@KC 11/2	MIN 11/16	@DET 11/23	NO 11/30	@CAR 12/8	@ATL 12/14	SD 12/21	OAK 12/28
PERCENTAGE	71.9	39.4	64.7	50.0	67.6	51.3	52.2	57.6	57.7	66.7	38.5	53.2	70.0	65.2	67.7	66.7
INTERCEPTIONS	1	2	2	3	0	3	1	0	0	0	2	3	2	2	0	1
FUMBLES	1	2	0	1	1	0	1	0	1	3	2	0	0	3	0	1
FUMBLES LOST	0	0	0	1	1	0	1	0	1	2	1	0	0	1	0	0
TURNOVERS	1	2	2	4	1	3	2	0	1	2	3	3	2	3	0	1
PENALTIES	7	8	8	7	6	4	1	5	7	5	10	5	4	3	4	4
PENALTY YARDS	51	60	64	74	55	16	6	35	60	28	70	45	26	20	25	25
PUNTS	7	5	6	5	5	5	5	7	5	2	7	5	1	6	4	6
GROSS PUNTING AVG.	44.3	36.2	45.8	38.0	49.6	39.4	47.4	44.7	44.6	45.0	39.6	49.4	51.0	37.5	44.5	47.7
NET PUNTING AVG.	35.7	36.2	42.3	30.2	45.8	34.2	42.8	33.0	27.2	35.0	26.7	33.0	48.0	34.8	30.5	41.7
TD RUSHING	0	0	0	0	0	0	0	0	1	0	0	0	4	1	0	2
TD PASSING	3	0	2	2	1	0	1	1	2	1	1	2	1	0	4	2
TD RETURNS	0	0	0	1	0	0	0	0	0	0	1	0	0	0	1	0
2-PT. CONVERSIONS MADE	0	0	1	0	0	0	0	0	0	0	0	0	0	0	0	0
2-PT. CONVERSIONS ATT.	0	0	1	0	0	0	0	0	0	0	0	0	0	0	0	0
FIELD GOALS MADE	1	3	3	0	3	1	1	2	2	2	2	2	1	2	2	1
FIELD GOAL ATTEMPTS	1	3	4	0	3	1	2	2	2	2	2	2	1	2	2	1
SAFETIES	0	0	0	0	0	0	0	0	0	0	0	0	0	0	0	0
TOTAL POINTS	24	9	24	21	16	3	10	13	27	13	20	20	38	13	41	31
TIME OF POSSESSION	31:32	29:38	39:17	23:10	29:13	25:18	18:19	28:23	32:19	26:11	27:49	30:44	29:32	36:10	30:51	31:58



# 2008 INDIVIDUAL GAME-BY-GAME STATISTICS

## 2008 Game-By-Game Rushing

	B.J. ASKEW					MICHAEL BENNETT					MICHAEL CLAYTON					WARRICK DUINN					JEFF GARCIA				
	NO	YDS	AVG	LG	TDS	NO	YDS	AVG	LG	TDS	NO	YDS	AVG	LG	TDS	NO	YDS	AVG	LG	TDS	NO	YDS	AVG	LG	TDS
9/7 @ New Orleans	0	0	0.0	0	0	0	0	0.0	0	0	0	0	0.0	0	0	9	54	6.0	14	0	1	1	1.0	1	0
9/14 ATLANTA	0	0	0.0	0	0	0	0	0.0	0	0	0	0	0.0	0	0	12	49	4.1	17	1	1	1	1.0	1	0
9/21 @ Chicago	0	0	0.0	0	0	0	0	0.0	0	0	0	0	0.0	0	0	5	31	6.2	18	0	0	0	0.0	0	0
9/28 GREEN BAY	0	0	0.0	0	0	0	0	0.0	0	0	0	0	0.0	0	0	16	63	3.9	10	0	0	0	0.0	0	0
10/5 @ Denver	0	0	0.0	0	0	0	0	0.0	0	0	0	0	0.0	0	0	11	74	6.7	38	0	1	6	6.0	6	0
10/12 CAROLINA	0	0	0.0	0	0	0	0	0.0	0	0	0	0	0.0	0	0	22	115	5.2	20	0	3	6	2.0	5	0
10/19 SEATTLE	0	0	0.0	0	0	0	0	0.0	0	0	0	0	0.0	0	0	13	37	2.8	9	0	2	8	4.0	8	0
10/26 @ Dallas	0	0	0.0	0	0	0	0	0.0	0	0	0	0	0.0	0	0	0	0	0	0	0	2	7	3.5	6	0
11/2 @ Kansas City	0	0	0.0	0	0	0	0	0.0	0	0	0	0	0.0	0	0	0	0	0	0	0	0	0	0.0	0	0
11/16 MINNESOTA	1	1	1.0	1	1	2	1	0.5	3	0	1	1	1.0	1	0	20	53	2.7	11	0	6	21	3.5	8	0
11/23 @ Detroit	1	3	3.0	3	0	0	0	0.0	0	0	0	0	0.0	0	0	14	90	6.4	40	1	2	4	2.0	1	0
11/30 NEW ORLEANS	0	0	0.0	0	0	0	0	0.0	0	0	0	0	0.0	0	0	22	74	3.4	9	0	7	42	6.0	20	0
12/8 @ Carolina	3	9	3.0	3	0	0	0	0.0	0	0	0	0	0.0	0	0	10	49	4.9	12	0	2	6	3.0	3	0
12/14 @ Atlanta	0	0	0.0	0	0	0	0	0.0	0	0	0	0	0.0	0	0	12	40	3.3	10	0	0	0	0.0	0	0
12/21 SAN DIEGO	1	1	1.0	1	1	0	0	0.0	0	0	0	0	0.0	0	0	9	20	2.2	5	0	6	45	7.5	11	1
12/28 OAKLAND	1	0	0.0	0	0	0	0	0.0	0	0	0	0	0.0	0	0	10	37	3.7	12	0	3	10	3.3	5	0
Totals	7	14	2.0	3	2	7	12	1.7	4	0	2	5	2.5	4	0	186	786	4.2	40	2	35	148	4.2	20	1

	EARNEST GRAHAM					CLIFTON SMITH					CARNELL WILLIAMS					OTHER					OTHER				
	NO	YDS	AVG	LG	TDS	NO	YDS	AVG	LG	TDS	NO	YDS	AVG	LG	TDS	NO	YDS	AVG	LG	TDS	NO	YDS	AVG	LG	TDS
9/7 @ New Orleans	10	91	9.1	46	0	0	0	0.0	0	0	0	0	0.0	0	0	0	0	0.0	0	0	1	0	0.0	0	0
9/14 ATLANTA	15	116	7.7	68	1	0	0	0.0	0	0	0	0	0.0	0	0	0	0	0.0	0	0	1	0	0.0	0	0
9/21 @ Chicago	12	16	1.3	7	0	0	0	0.0	0	0	0	0	0.0	0	0	0	0	0.0	0	0	0	0	0.0	0	0
9/28 GREEN BAY	20	111	5.6	47	1	0	0	0.0	0	0	0	0	0.0	0	0	0	0	0.0	0	0	0	0	0.0	0	0
10/5 @ Denver	10	59	5.9	14	0	0	0	0.0	0	0	0	0	0.0	0	0	0	0	0.0	0	0	4	0	0.0	3	0
10/12 CAROLINA	5	11	2.2	5	1	0	0	0.0	0	0	0	0	0.0	0	0	0	0	0.0	0	0	0	0	0.0	0	0
10/19 SEATTLE	23	52	2.3	12	1	0	0	0.0	0	0	0	0	0.0	0	0	1	0	0.0	0	0	1	0	0.0	0	0
10/26 @ Dallas	17	42	2.5	7	0	0	0	0.0	0	0	0	0	0.0	0	0	0	0	0.0	0	0	0	0	0.0	0	0
11/2 @ Kansas City	19	62	3.3	7	0	0	0	0.0	0	0	0	0	0.0	0	0	0	0	0.0	0	0	0	0	0.0	0	0
11/16 MINNESOTA	1	3	3.0	3	0	0	0	0.0	0	0	0	0	0.0	0	0	1	9	9.0	9	0	0	0	0.0	0	0
11/23 @ Detroit	0	0	0.0	0	0	0	0	0.0	0	0	0	0	0.0	0	0	0	0	0.0	0	0	0	0	0.0	0	0
11/30 NEW ORLEANS	0	0	0.0	0	0	0	0	0.0	0	0	0	0	0.0	0	0	0	0	0.0	0	0	1	13	13.0	13	0
12/8 @ Carolina	0	0	0.0	0	0	0	0	0.0	0	0	0	0	0.0	0	0	0	0	0.0	0	0	0	0	0.0	0	0
12/14 @ Atlanta	0	0	0.0	0	0	0	0	0.0	0	0	0	0	0.0	0	0	0	0	0.0	0	0	0	0	0.0	0	0
12/21 SAN DIEGO	0	0	0.0	0	0	0	0	0.0	0	0	0	0	0.0	0	0	0	0	0.0	0	0	0	0	0.0	0	0
12/28 OAKLAND	0	0	0.0	0	0	0	0	0.0	0	0	0	0	0.0	0	0	0	0	0.0	0	0	0	0	0.0	0	0
Totals	132	563	4.3	68	4	8	40	5.0	10	0	63	233	3.7	28	4	0	0	0.0	0	0	2	16	8.0	12	0

# 2008 INDIVIDUAL GAME-BY-GAME STATISTICS

OWNERSHIP

PLAYERS

2008 REVIEW

HISTORY

RECORDS

SIDELINES

## 2008 Game-By-Game Passing

	JEFF GARCIA										BRIAN GRIESE										LUKE MCCOWN									
	ATT	CMP	YDS	PCT	TDS	INTS	SKD	YDS	ATT	CMP	YDS	PCT	TDS	INTS	SKD	YDS	ATT	CMP	YDS	PCT	TDS	INTS	SKD	YDS						
9/7 @ New Orleans	41	24	221	58.5	1	1	2	15	31	18	160	58.1	1	0	2	13				-- Inactive --										
9/14 ATLANTA				-- Inactive --					67	38	407	56.7	2	3	0	0				-- Did Not Play --										
9/21 @ Chicago				-- Inactive --					30	15	149	50.0	1	3	0	0				-- Did Not Play --										
9/28 GREEN BAY				-- Inactive --					19	13	88	68.4	0	0	3	13				-- Did Not Play --										
10/5 @ Denver	17	13	93	76.5	1	1	0	0												-- Inactive --										
10/12 CAROLINA	20	15	173	75.0	1	0	0	0												-- Inactive --										
10/19 SEATTLE	36	27	310	75.0	1	0	1	5												-- Did Not Play --										
10/26 @ Dallas	43	27	227	62.8	0	0	2	14												-- Did Not Play --										
11/2 @ Kansas City	43	31	339	72.1	1	1	0	0												-- Did Not Play --										
11/6 MINNESOTA	30	23	255	76.7	0	0	1	0												-- Did Not Play --										
11/16 @ Detroit	18	13	165	72.2	2	0	5	26												-- Did Not Play --										
11/23 @ New Orleans	23	9	119	39.1	1	0	4	14												-- Did Not Play --										
11/30 @ Carolina	38	24	321	63.2	2	0	5	23	37	26	269	70.3	1	1	4	43				-- Did Not Play --										
12/8 @ Atlanta				-- Inactive --																-- Did Not Play --										
12/14 @ San Diego	34	21	232	61.8	1	2	2	1												-- Did Not Play --										
12/21 SAN DIEGO	33	17	257	51.5	1	1	1	2												-- Did Not Play --										
12/28 OAKLAND	376	244	2712	64.9	12	6	23	100	184	110	1073	59.8	5	7	9	69	1	0	0	0.0	0	0	0	0						
Totals																														

## 2008 Game-By-Game Receiving

	B.J. ASKEW					ANTONIO BRYANT					BRIAN CLARK					MICHAEL CLAYTON					JAMEEL COOK				
	NO	YDS	AVG	LG	TDS	NO	YDS	AVG	LG	TDS	NO	YDS	AVG	LG	TDS	NO	YDS	AVG	LG	TDS	NO	YDS	AVG	LG	TDS
9/7 @ New Orleans	3	20	6.7	13	0	3	43	14.3	26	0	--	Not on Team --	--	Inactive --	0	1	6	6.0	6	0	--	Not on Team --	--	Not on Team --	--
9/14 ATLANTA	3	1	0.3	2	0	0	0	0.0	0	0	--	Not on Team --	--	Not on Team --	0	5	54	10.8	17	0	0	--	Not on Team --	--	
9/21 @ Chicago	2	18	9.0	18	0	10	138	13.8	38	0	--	Not on Team --	--	Not on Team --	0	3	28	9.3	12	0	0	--	Not on Team --	--	
9/28 GREEN BAY		--	Inactive --			4	39	9.8	17	0	--	Not on Team --	--	Not on Team --	0	3	26	8.7	12	0	0	--	Not on Team --	--	
10/5 @ Denver		--	Inactive --			7	58	8.3	17	0	--	Not on Team --	--	Not on Team --	0	2	29	14.5	22	0	0	--	Not on Team --	--	
10/12 CAROLINA		--	Inactive --			1	13	13.0	13	0	--	Not on Team --	--	Not on Team --	0	2	29	14.5	22	0	0	--	Not on Team --	--	
10/19 SEATTLE		--	Inactive --			6	115	19.2	47	1	1	12	12.0	12	0	3	30	10.0	13	0	2	15	7.5	12	0
10/26 @ Dallas		--	Inactive --			6	45	7.5	12	0	0	0	0.0	0	0	3	23	7.7	17	0	0	0	0.0	0	0
11/2 @ Kansas City		--	Inactive --			8	115	14.4	24	1	0	0	0.0	0	0	4	57	14.3	29	0	1	9	9.0	9	0
11/16 MINNESOTA	2	9	4.5	7	0	5	59	11.8	23	0	0	0	0.0	0	0	3	36	12.0	20	0	0	0	0.0	0	0
11/23 @ Detroit	0	0	0.0	0	0	0	4	48	12.0	17	0	0	0.0	0	0	0	0	0.0	0	0	0	0	0.0	0	0
11/30 NEW ORLEANS	0	0	0.0	0	0	3	63	21.0	39	1	0	0	0.0	0	0	3	29	9.7	26	0	0	0	0.0	0	0
12/8 @ Carolina	1	9	9.0	9	0	9	200	22.2	52	2	0	0	0.0	0	0	1	15	15.0	15	0	0	0	0.0	0	0
12/14 @ Atlanta	0	0	0.0	0	0	8	108	13.5	27	1	0	0	0.0	0	0	3	41	13.7	20	0	0	0	0.0	0	0
12/21 SAN DIEGO	1	5	5.0	5	0	6	127	21.2	71	1	0	0	0.0	0	0	2	23	11.5	17	0	0	0	0.0	0	0
12/28 OAKLAND	1	4	4.0	4	0	3	77	25.7	31	0	0	--	Inactive --	--	1	2	87	43.5	58	1	0	0	0.0	0	0
Totals	13	66	5.1	18	0	83	1248	15.0	71	7	1	12	12.0	12	0	38	484	12.7	58	1	3	24	8.0	12	0

# 2008 INDIVIDUAL GAME-BY-GAME STATISTICS

## 2008 Game-By-Game Receiving (cont.)

	WARRICK DUNN					JOEY GALLOWAY					JOHN GILMORE					EARNEST GRAHAM					IKE HILLIARD				
	NO	YDS	AVG	LG	TDS	NO	YDS	AVG	LG	TDS	NO	YDS	AVG	LG	TDS	NO	YDS	AVG	LG	TDS	NO	YDS	AVG	LG	TDS
9/7 @ New Orleans	1	11	11.0	11	0	6	56	9.3	13	0	0	0	0.0	0	0	3	27	9.0	18	0	6	45	7.5	11	1
9/14 ATLANTA	3	21	7.0	12	0	2	18	9.0	12	0	2	41	20.5	36	1	1	12	12.0	12	0	4	41	10.3	13	0
9/21 @ Chicago	4	27	6.8	10	0	--	Inactive	--	--	--	1	3	3.0	3	0	0	0	0.0	0	0	6	57	9.5	18	1
9/28 GREEN BAY	2	23	11.5	17	0	--	Inactive	--	--	--	1	9	9.0	9	0	1	3	3.0	3	0	2	21	10.5	13	0
10/5 @ Denver	3	13	4.3	7	0	--	Inactive	--	--	--	0	0	0.0	0	0	5	21	4.2	5	0	4	29	7.3	11	1
10/12 CAROLINA	3	18	6.0	10	0	--	Inactive	--	--	--	1	7	7.0	7	0	2	47	23.5	24	0	1	6	6.0	6	0
10/19 SEATTLE	4	21	5.3	6	0	--	Inactive	--	--	--	2	20	10.0	13	0	2	13	6.5	7	0	1	4	4.0	4	0
10/26 @ Dallas	2	8	4.0	5	0	3	38	12.7	20	0	0	0	0.0	0	0	4	22	5.5	11	0	3	23	7.7	13	0
11/2 @ Kansas City	--	Inactive	--	--	--	1	22	22.0	22	0	4	40	10.0	16	0	5	29	5.8	11	0	6	55	9.2	23	0
11/16 @ Minnesota	4	65	16.3	36	0	0	0	0.0	0	0	1	4	4.0	4	0	0	0	0.0	0	0	1	1	1.0	1	0
11/23 @ Detroit	5	37	7.4	17	0	0	0	0.0	0	0	0	0	0.0	0	0	--	Injured Reserve	--	--	--	2	51	25.5	36	1
11/30 NEW ORLEANS	3	0	0.0	0	0	0	0	0.0	0	0	1	6	6.0	6	0	--	Injured Reserve	--	--	--	0	0	0.0	0	0
12/8 @ Carolina	3	13	4.3	5	0	0	0	0.0	0	0	1	5	5.0	5	0	--	Injured Reserve	--	--	--	2	20	10.0	12	0
12/14 @ Atlanta	7	50	7.1	16	0	--	Inactive	--	--	--	1	12	12.0	12	0	--	Injured Reserve	--	--	--	3	29	9.7	12	0
12/21 SAN DIEGO	4	19	4.8	9	0	1	4	4.0	4	0	0	0	0.0	0	0	--	Injured Reserve	--	--	--	4	24	6.0	11	0
12/28 OAKLAND	2	4	2.0	5	0	0	0	0.0	0	0	0	0	0.0	0	0	--	Injured Reserve	--	--	--	2	20	10.0	13	0
Totals	47	330	7.0	36	0	13	138	10.6	22	0	15	147	9.8	36	1	23	174	7.6	24	0	47	424	9.0	36	4

	ALEX SMITH					CLIFTON SMITH					JERRAMY STEVENS					MAURICE STOVALL					OTHER				
	NO	YDS	AVG	LG	TDS	NO	YDS	AVG	LG	TDS	NO	YDS	AVG	LG	TDS	NO	YDS	AVG	LG	TDS	NO	YDS	AVG	LG	TDS
9/7 @ New Orleans	2	19	9.5	11	0	--	Not on Team	--	--	--	--	Reserve List	--	--	--	0	0	0.0	0	0	--	--	--	--	--
9/14 ATLANTA	3	20	10.0	10	0	--	Not on Team	--	--	--	--	Reserve List	--	--	--	0	0	0.0	0	0	--	--	--	--	--
9/21 @ Chicago	3	33	11.0	20	0	--	Not on Team	--	--	--	5	61	12.2	31	1	2	16	8.0	8	0	1	2	2.0	2	0
9/28 GREEN BAY	2	26	13.0	17	1	--	Not on Team	--	--	--	0	0	0.0	0	0	0	0	0.0	0	0	0	0	0.0	0	0
10/5 @ Denver	1	11	11.0	11	0	--	Not on Team	--	--	--	1	12	12.0	12	0	1	9	9.0	9	0	0	0	0.0	0	0
10/12 CAROLINA	3	43	14.3	29	1	--	Not on Team	--	--	--	2	10	5.0	8	0	0	0	0.0	0	0	0	0	0.0	0	0
10/19 SEATTLE	2	25	12.5	16	0	--	Not on Team	--	--	--	4	55	13.8	31	0	--	Inactive	--	--	--	--	--	--	--	--
10/26 @ Dallas	2	12	6.0	9	1	1	13	13.0	13	0	3	16	5.3	9	0	--	Inactive	--	--	--	--	--	--	--	--
11/2 @ Kansas City	--	Inactive	--	--	--	1	1	1.0	1	0	6	84	14.0	31	0	--	Inactive	--	--	--	--	--	--	--	--
11/16 @ Minnesota	0	0	0.0	0	0	0	0	0.0	0	0	2	29	14.5	24	1	--	Injured Reserve	--	--	--	--	--	--	--	--
11/23 @ Detroit	1	20	20.0	20	0	0	0	0.0	0	0	2	21	10.5	11	0	--	Injured Reserve	--	--	--	--	--	--	--	--
11/30 NEW ORLEANS	1	20	20.0	20	0	0	0	0.0	0	0	5	33	6.6	9	0	--	Injured Reserve	--	--	--	--	--	--	--	--
12/8 @ Carolina	1	2	2.0	2	0	0	0	0.0	0	0	2	27	13.5	20	0	--	Injured Reserve	--	--	--	--	--	--	--	--
12/14 @ Atlanta	0	0	0.0	0	0	1	9	9.0	9	0	2	21	10.5	19	0	--	Injured Reserve	--	--	--	--	--	--	--	--
12/21 SAN DIEGO	0	0	0.0	0	0	0	0	0.0	0	0	2	28	14.0	19	0	--	Injured Reserve	--	--	--	--	--	--	--	--
12/28 OAKLAND	21	250	11.9	34	3	4	24	6.0	13	0	36	397	11.0	31	2	3	25	8.3	9	0	5	37	7.4	25	0
Totals	21	250	11.9	34	3	4	24	6.0	13	0	36	397	11.0	31	2	3	25	8.3	9	0	5	37	7.4	25	0



## 2008 Game-By-Game Defense (cont.)

	TAMAR D JACKSON								CATO JUNE								ELBERT MACK								JERMAINE PHILLIPS								SABBY PISCITELLI												
	Solo	Asst.	Tack.	Sack	INT	FF	FR	PD	Solo	Asst.	Tack.	Sack	INT	FF	FR	PD	Solo	Asst.	Tack.	Sack	INT	FF	FR	PD	Solo	Asst.	Tack.	Sack	INT	FF	FR	PD	Solo	Asst.	Tack.	Sack	INT	FF	FR	PD					
@ New Orleans	6	2	8	0.0	0	0	0	2	3	2	5	0.0	0	0	0	0	1	0	1	0.0	0	0	0	0	7	2	9	0.0	0	0	0	0	1	1	0	0	0	0	0	0					
9/7 ATLANTA	6	1	7	0.0	0	0	0	2	4	1	5	0.0	0	0	0	0	1	0	1	0.0	0	0	0	0	7	2	9	0.0	0	0	0	0	1	1	0	0	0	0	0	0					
9/14 @ Chicago	3	5	8	0.0	0	0	0	0	6	3	9	0.0	0	0	0	0	0	1	0	0.0	0	0	0	0	4	5	9	0.0	0	0	0	0	1	2	0.0	1	0	0	1	0	1				
9/21 GREEN BAY	0	1	1	0.0	0	0	0	0	6	3	9	0.0	0	0	0	0	0	0	0	0.0	0	0	0	0	4	5	9	0.0	0	0	0	0	1	5	0.0	0	0	0	0	0	0				
10/5 @ Denver	2	2	4	0.0	0	0	0	0	4	3	4	0.0	0	0	0	0	0	3	0	0.0	0	0	0	0	0	4	2	4	0.0	0	0	1	0	0	0	0	0	0	0	0	0	0			
10/12 CAROLINA	3	3	6	0.0	1	0	0	2	5	2	7	8	0.0	0	0	0	0	0	0	0.0	0	0	0	0	0	7	3	10	0.0	0	0	1	0	0	0	0	0	0	0	0	0	0	0		
10/19 SEATTLE	1	1	2	0.0	0	0	0	0	2	1	2	7	0.0	0	0	0	0	1	0	2	0.0	0	0	0	1	2	3	5	0.0	1	0	0	2	2	4	0.0	0	0	0	0	0	0			
10/26 @ Dallas	2	3	5	0.0	0	0	0	0	6	2	8	0.0	0	0	0	0	1	0	0	0.0	0	0	0	0	0	3	1	4	0.0	0	0	1	0	0	0	0	0	0	0	0	0	0	0		
11/2 @ Kansas City	9	2	11	0.0	1	1	1	3	3	4	7	0.0	0	0	0	0	0	1	0	1	0.0	0	0	0	0	4	3	7	0.0	0	0	0	0	0	0	0	0	0	0	0	0	0	0	1	
11/6 MINNESOTA	6	3	9	0.0	0	0	0	0	3	4	7	0.0	0	0	0	0	0	0	0	0.0	0	0	0	0	0	6	2	8	0.0	0	0	0	0	0	0	0	0	0	0	0	0	0	0	0	
11/23 @ Detroit	4	1	5	0.0	0	0	0	0	5	3	8	0.0	0	0	0	0	0	0	0	0.0	0	0	0	0	0	8	2	10	0.0	1	0	1	0	1	1	0.0	0	0	0	0	0	0	3		
11/30 NEW ORLEANS	4	3	7	0.0	0	0	0	0	2	6	8	0.0	1	0	0	1	0	0	0	0.0	0	0	0	0	0	4	2	6	0.0	1	0	1	0	1	2	0	0	0	0	0	0	0	0	0	
12/8 @ Carolina	4	2	6	0.0	0	0	0	0	4	1	5	0.0	0	0	0	0	0	0	0	0.0	0	0	0	0	0	4	2	6	0.0	1	0	1	0	1	2	0	0	0	0	0	0	0	0	0	
12/14 @ Atlanta	7	1	8	1.0	1	0	0	7	1	8	0.0	0	0	0	0	0	0	0	0	0.0	0	0	0	0	0	10	2	12	0.0	0	1	0	1	0	4	2	6	0.0	0	0	0	0	0	1	
12/21 SAN DIEGO	7	1	8	0.0	0	0	0	0	2	3	5	0.0	0	0	0	0	0	0	0	0.0	0	0	0	0	0	0	0	0	0	0	0	0	0	0	6	1	7	0.0	0	0	0	0	0	1	
12/28 OAKLAND	4	3	7	0.0	0	0	0	0	5	5	10	0.0	0	0	0	0	0	0	0	0.0	0	0	0	0	0	0	0	0	0	0	0	0	0	3	2	5	0.0	1	0	1	0	1	0	1	
TOTALS	68	34	102	1.0	1	2	1	7	68	36	104	0.0	1	0	0	2	7	1	8	0.0	0	0	0	0	0	58	28	86	0.0	3	1	1	6	4	18	59	0.0	2	0	0	2	0	0	0	8

	BARRETT RUUD							RYAN SIMS							AQIB TALIB							GREG WHITE							JIMMY WILKERSON														
	Solo	Asst.	Tack.	Sack	INT	FF	FR	PD	Solo	Asst.	Tack.	Sack	INT	FF	FR	PD	Solo	Asst.	Tack.	Sack	INT	FF	FR	PD	Solo	Asst.	Tack.	Sack	INT	FF	FR	PD	Solo	Asst.	Tack.	Sack	INT	FF	FR	PD			
9/7 @ New Orleans	10	0	10	0.0	0	0	0	0	0	0	0	0.0	0	0	0	0	0	0	0	0	0	0	0	0	1	0	1	0.0	0	0	0	0	0	0	0	0	0	0	0	0			
9/14 ATLANTA	5	3	8	0.0	0	0	0	0	0	0	0	0.0	0	0	0	0	0	0	0	0	0	0	0	0	2	1	3	1.5	0	0	0	0	0	0	0	0	0	0	0	0	0		
9/21 @ Chicago	9	4	13	0.0	1	0	0	2	1	0	1	0.5	0	0	0	0	0	0	0	0	0	0	0	0	1	0	1	0.0	0	0	0	0	0	0	0	0	0	0	0	0	0		
9/28 GREEN BAY	6	3	9	1.0	1	0	0	1	3	1	4	0.0	--	--	--	--	3	1	4	0.0	0	0	0	0	0	0	1	2	0.0	0	0	0	0	0	0	0	0	0	0	0	0		
10/5 @ Denver	4	4	8	0.0	0	0	0	0	1	0	1	0.0	0	0	0	0	0	1	0	1	0.0	0	0	0	0	0	0	0	0	0	0	0	0	0	0	0	0	0	0	0	0		
10/12 CAROLINA	4	4	8	0.0	0	0	0	0	1	0	0	0.0	0	0	0	0	2	1	0	1	0.0	0	0	0	0	0	0	0	0	0	0	0	0	0	0	0	0	0	0	0	0		
10/19 SEATTLE	5	1	6	0.0	0	0	0	0	1	0	0	0	0	0	0	0	2	0	0	0	0	0	0	0	0	0	0	0	0	0	0	0	0	0	0	0	0	0	0	0	0		
10/26 @ Dallas	13	3	16	0.0	0	0	0	1	3	1	4	1.0	0	0	0	0	0	0	0	0	0	0	0	0	0	1	0	1	0.0	0	0	0	0	0	0	0	0	0	0	0	0	0	
11/2 @ Kansas City	14	4	18	1.0	0	0	0	0	1	1	2	0.0	0	0	0	0	0	0	0	0	0	0	0	0	0	1	1	2	0.0	0	0	0	0	0	0	0	0	0	0	0	0	0	
11/16 MINNESOTA	7	1	8	1.0	0	0	0	0	1	1	2	0.0	0	0	0	0	2	0	1	1	0.0	0	0	0	0	1	1	2	0.0	0	0	0	0	0	0	0	0	0	0	0	0	0	
11/23 @ Detroit	6	1	7	0.0	0	0	0	0	1	0	1	0.0	0	0	0	0	0	2	0	1	2	0.0	0	0	0	0	2	0	0	0	0	0	0	0	0	0	0	0	0	0	0	0	
11/30 NEW ORLEANS	9	4	13	0.0	0	0	0	1	2	2	4	0.0	0	0	0	0	3	2	0	0	0	0	0	0	0	3	1	4	0.5	0	0	0	0	0	0	0	0	0	0	0	0	0	
12/8 @ Carolina	11	2	13	0.0	0	0	0	0	1	1	2	0.0	0	0	0	0	1	3	1	4	0.0	0	0	0	0	0	3	1	3	0.0	0	0	0	0	0	0	0	0	0	0	0	0	
12/14 @ Atlanta	10	7	17	0.0	0	0	0	0	0	3	6	0.0	0	0	0	0	1	0	1	2	0.0	0	0	0	0	0	2	2	4	0.0	0	0	0	0	0	0	0	0	0	0	0	0	
12/21 SAN DIEGO	9	3	12	0.0	0	0	0	0	1	0	1	0.0	0	0	0	0	1	0	1	2	0.0	0	0	0	0	1	1	2	0.0	0	0	0	0	0	0	0	0	0	0	0	0	0	
12/28 OAKLAND	8	4	12	0.0	0	0	0	0	0	0	0	0.0	0	0	0	0	1	1	2	0.0	0	0	0	0	0	1	1	2	0.0	0	0	0	0	0	0	0	0	0	0	0	0	0	
Totals	130	48	178	3.0	2	0	1	7	16	11	27	1.5	0	0	0	2	19	8	27	0.0	4	0	0	0	0	28	12	40	5.0	0	0	0	0	0	0	0	0	0	0	0	0	0	0



# 2008 FINAL TEAM RANKINGS

## AMERICAN FOOTBALL CONFERENCE

	OFFENSE			DEFENSE	
Total	Rush	Pass	Total	Rush	Pass
Baltimore	8	1	13	2	2
Buffalo	13	9	11	7	10
Cincinnati	16	15	14	6	9
Cleveland	15	14	15	13	14
Denver	1	7	1	15	13
Houston	2	8	2	11	11
Indianapolis	6	16	3	5	12
Jacksonville	9	11	7	10	7
Kansas City	12	10	10	16	15
Miami	5	6	5	8	5
New England	3	2	6	4	8
N.Y. Jets	7	4	8	9	4
Oakland	14	5	16	14	16
Pittsburgh	11	13	9	*1	1
San Diego	4	12	4	12	6
Tennessee	10	3	12	3	3

## NATIONAL FOOTBALL CONFERENCE

	OFFENSE			DEFENSE	
Total	Rush	Pass	Total	Rush	Pass
Arizona	2	16	2	9	8
Atlanta	3	2	8	13	13
Carolina	7	3	10	8	12
Chicago	13	11	11	11	3
Dallas	8	9	5	5	6
Detroit	16	15	13	16	16
Green Bay	5	7	4	10	14
Minnesota	10	4	14	4	*1
New Orleans	*1	14	*1	12	9
N.Y. Giants	4	*1	9	3	5
Philadelphia	6	10	3	1	2
St. Louis	14	12	15	14	15
San Francisco	12	13	7	7	7
Seattle	15	8	16	15	10
Tampa Bay	9	6	6	6	11
Washington	11	5	12	2	4

## NATIONAL FOOTBALL LEAGUE

	OFFENSE			DEFENSE	
Total	Rush	Pass	Total	Rush	Pass
Arizona	4	32	2	19	16
Atlanta	6	2	14	24	25
Baltimore	18	4	28	2	3
Buffalo	25	14	22	14	22
Carolina	10	3	19	18	20
Chicago	26	24	21	21	5
Cincinnati	32	29	30	12	21
Cleveland	31	26	31	26	28
Dallas	13	21	9	8	12
Denver	2	12	3	29	27
Detroit	30	30	24	32	32
Green Bay	8	17	8	20	26
Houston	3	13	4	22	23
Indianapolis	15	31	5	11	24
Jacksonville	20	18	15	17	13T
Kansas City	24	16	20	31	30
Miami	12	11	10	15	10
Minnesota	17	5	25	6	*1
New England	5	6	12	10	15
New Orleans	*1	28	*1	23	17
N.Y. Giants	7	*1	18	5	9
N.Y. Jets	16	9	16	16	7
Oakland	29	10	32	27	31
Philadelphia	9	22	6	3	4
Pittsburgh	22	23	17	*1	2
St. Louis	27	25	26	28	29
San Diego	11	20	7	25	11
San Francisco	23	27	13	13	13T
Seattle	28	19	29	30	18
Tampa Bay	14	15	11	9	19
Tennessee	21	7	27	7	6
Washington	19	8	23	4	8

T = Tied for position

\* = League Leader

## 2008 NFL STANDINGS

## AMERICAN FOOTBALL CONFERENCE

## EAST DIVISION

Team	W	L	T	PCT	PF	PA
Miami	11	5	0	.688	345	317
New England	11	5	0	.688	410	309
New York Jets	9	7	0	.563	405	356
Buffalo	7	9	0	.438	336	342

## NORTH DIVISION

Team	W	L	T	PCT	PF	PA
Pittsburgh	12	4	0	.750	347	223
x-Baltimore	11	5	0	.688	385	244
Cincinnati	4	11	1	.281	204	364
Cleveland	4	12	0	.250	232	350

## SOUTH DIVISION

Team	W	L	T	PCT	PF	PA
Tennessee	13	3	0	.813	375	234
x-Indianapolis	12	4	0	.750	377	298
Houston	8	8	0	.500	366	394
Jacksonville	5	11	0	.313	302	367

## WEST DIVISION

Team	W	L	T	PCT	PF	PA
San Diego	8	8	0	.500	439	347
Denver	8	8	0	.500	370	448
Oakland	5	11	0	.313	263	388
Kansas City	2	14	0	.125	291	440

## NATIONAL FOOTBALL CONFERENCE

## EAST DIVISION

Team	W	L	T	PCT	PF	PA
New York Giants	12	4	0	.750	427	294
x-Philadelphia	9	6	1	.594	416	289
Dallas	9	7	0	.563	362	365
Washington	8	8	0	.500	265	296

## NORTH DIVISION

Team	W	L	T	PCT	PF	PA
Minnesota	10	6	0	.625	379	333
Chicago	9	7	0	.563	375	350
Green Bay	6	10	0	.375	419	380
Detroit	0	16	0	.000	268	517

## SOUTH DIVISION

Team	W	L	T	PCT	PF	PA
Carolina	12	4	0	.750	414	329
x-Atlanta	11	5	0	.688	391	325
Tampa Bay	9	7	0	.563	361	323
New Orleans	8	8	0	.500	463	393

## WEST DIVISION

Team	W	L	T	PCT	PF	PA
Arizona	9	7	0	.563	427	426
San Francisco	7	9	0	.438	339	381
Seattle	4	12	0	.250	294	392
St. Louis	2	14	0	.125	232	465

x- Wild Card qualifier for playoffs

2008 NFL PLAYOFFS  
AT A GLANCE

(Home team in CAPS)

## AFC Wild Card Playoff Games

SAN DIEGO 23, Indianapolis 17  
Baltimore 27, MIAMI 9

## NFC Wild Card Playoff Games

ARIZONA 30, Atlanta 24  
Philadelphia 26, MINNESOTA 14

## AFC Divisional Playoff Games

Baltimore 13, TENNESSEE 10  
PITTSBURGH 35, San Diego 24

## NFC Divisional Playoff Games

Arizona 33, CAROLINA 13  
Philadelphia 23, N.Y. GIANTS 11

## AFC Championship Game

PITTSBURGH 23, Baltimore 14

## NFC Championship Game

ARIZONA 32, Philadelphia 25

## SUPER BOWL XLIII

Pittsburgh 27, Arizona 23

## AFC-NFC PRO BOWL

NFC 30, AFC 21

# HISTORY





# HISTORICAL HIGHLIGHTS

## PRE-1974

**TAMPA STADIUM DEDICATED (11/4/67)** – Tennessee defeats the University of Tampa, 38-0 in the first contest played in the facility. The 46,700-seat stadium costs \$4.1 million to build.

**FIRST PRESEASON GAME (8/10/68)** – Washington defeats Atlanta 16-14 before a crowd of 42,000 in first NFL action at new stadium.

**EXPANSION COMMITTEE FORMED (11/68)** – Suncoast Pro Football Committee is formed with the purpose of securing an NFL franchise for Tampa Bay. The group functions until 1972 when the Tampa Chamber of Commerce formally appoints the West Coast NFL Task Force headed by Tampa businessman J. Leonard Levy.

## 1974

**TAMPA BAY AWARDED FRANCHISE (4/24)** – Tampa Bay is awarded the league's 27th franchise. As part of the award, Tampa Stadium will be enlarged to 72,000 seats.

**MCCLOSKEY SELECTED AS OWNER (10/30)** – Philadelphia construction executive Tom McCloskey is awarded the new Tampa Bay franchise, but soon declines ownership.

**CULVERHOUSE AWARDED OWNERSHIP (12/5)** – Hugh F. Culverhouse, a Jacksonville attorney and real estate investor who had previously declined ownership of the Seattle franchise due to geographic reasons, is awarded the Tampa Bay franchise.

## 1975

**TEAM NICKNAME ANNOUNCED (2/15)** – After reviewing over 400 name possibilities, an advisory board announces the team's new nickname will be the Buccaneers.

**STADIUM LEASE APPROVED (4/21)** – The Tampa Sports Authority unanimously approves a 30-year lease agreement with the Buccaneers for use of Tampa Stadium. Three days later, the Tampa City Council votes 6-1 to approve the lease and expansion to 72,000 seats.

**BUCCANEERS UNVEIL LOGO AND COLORS (4/15)** – The team unveils a logo designed by Tampa Tribune artist Lamar Sparkman consisting of Florida orange, white and red.

**STADIUM EXPANSION BEGINS (7/9)** – Ground is broken for the expansion of Tampa Stadium, financed by the sale of \$13 million in bonds by the Tampa Sports Authority.

**MCKAY NAMED COACH (10/31)** – John McKay leaves the University of Southern California where he had coached four national championship teams, signing a five-year contract to coach the Buccaneers.

**BUCS PLACED IN DIVISION (11/4)** – Tampa Bay is placed in the AFC West with the understanding that it will switch to the NFC Central the following season.

**BUCS WIN FIRST OVERALL SELECTION (12/27)** – In a drawing held prior to the Pittsburgh vs. Baltimore playoff game, Bucs owner Hugh Culverhouse is awarded the first pick in the following year's NFL college draft while Seattle receives the initial pick in the veteran allocation draft.

## 1976

**WARNER BUYS LARGE SHARE OF TEAM (2/15)** – Cincinnati businessman Marvin L. Warner, president of Warner National Corp. and a longtime friend of Hugh Culverhouse, buys a large share of the team.

**VETERAN ALLOCATION DRAFT (3/30)** – The Buccaneers stock their roster by adding 39 players through the NFL's veteran allocation draft.

**FIRST TRADE ANNOUNCED (4/2)** – The Bucs make the first trade in franchise history, acquiring former Heisman Trophy winner QB Steve Spurrier from the San Francisco 49ers for two players and a second-round draft choice.

**SELMON DRAFTED (4/8)** – Tampa Bay takes Lee Roy Selmon with the first selection in the NFL college draft.

**INAUGURAL SEASON BEGINS (7/31)** – In the team's first-ever pre-season action, the Bucs lose 26-3 at the hands of the Los Angeles Rams at the L.A. Coliseum. PK Paul Rajecki's 18-yard FG goes down as the first points in team history.

**FIRST PRESEASON VICTORY (8/14)** – The Buccaneers win their first preseason game, defeating the Atlanta Falcons 17-3 at the Jacksonville Gator Bowl.

**REGULAR SEASON OPENER (9/12)** – Tampa Bay loses its first regular season game 20-0 at Houston.

**GREEN SCORES FIRST REGULAR SEASON POINTS (9/26)** – In a 14-9 loss to the Buffalo Bills, K Dave Green connects on a 39-yard FG, posting the franchise's first regular season points.

## 1977

**FIRST REGULAR SEASON VICTORY (12/11)** – The Bucs tie an NFL record with three interceptions returned for TDs and end 26 games of frustration with their first regular season victory, a 33-14 win at New Orleans. Over 8,000 fans greet the team when it returns to One Buccaneer Place.

**BACK-TO-BACK WINS (12/18)** – Tampa Bay wins its second game in a row and first at home, beating the St. Louis Cardinals 17-7.

## 1978

**TAMPA HOSTS PRO BOWL (1/23)** – Tampa Stadium is the site of the 1978 Pro Bowl.

**DUBOSE RUNS FOR 100 YARDS (10/15)** – RB Jimmy DuBose becomes the first Buc to rush for 100 yards in a game (109 yards on 24 carries) as the Bucs lose on the road to the Giants 17-14.

**BUCS REACH .500 (10/22)** – Tampa Bay defeats Chicago 33-19 to up its record to 4-4, but injuries ultimately cripple the team during the second half of the season.

## 1979

**CULVERHOUSE BUYS CONTROLLING INTEREST (1/3)** – Hugh Culverhouse purchases Marvin Warner's minority interest, thereby gaining control of the team.

**PEAR BECOMES FIRST PRO BOWL BUC (1/29)** – DT Dave Pear becomes the first Buccaneer to play and start in the Pro Bowl.

**BUCS JUMP OUT TO HOTTEST START OF SEASON (9/30) –**

The Buccaneers lay claim to the best record in the league by beating the Bears 17-13 at Chicago and running their record to 5-0, the best start in team history and a franchise record for consecutive victories that would not be matched until 1997.

**BELL REACHES 1,000-YARD MARK (11/25) –**

RB Ricky Bell becomes the first rusher in team history to reach 1,000 yards after compiling 101 yards on the ground in 23-22 loss to the Minnesota Vikings. Bell eventually finishes the season with 1,263 rushing yards.

**BUCS CLINCH FIRST-EVER NFC CENTRAL TITLE (12/16) –**

The Bucs defeat the Kansas City Chiefs 3-0 in a torrential downpour in Tampa to win the NFC Central Division and earn the first-ever playoff berth in team history. Neil O'Donoghue drills a 19-yard field goal for the game's only points as RB Ricky Bell gains 137 yards on the ground.

**SELMON NAMED NFL DEFENSIVE PLAYER OF THE YEAR (12/20) –**

DE Lee Roy Selmon becomes first player in team history to be named NFL Defensive Player of the Year. Selmon recorded 117 tackles, two fumble recoveries, three forced fumbles and 11 sacks during the 1979 regular season.

**TAMPA BAY WINS FIRST PLAYOFF GAME (12/29) –**

Led by RB Ricky Bell's 142-yard, two-touchdown performance, the Bucs defeat the Philadelphia Eagles 24-17 in their first-ever playoff appearance.

**1980****BUCS FINISH ONE GAME SHORT OF THE SUPER BOWL (1/6) –**

The team's first playoff season comes to an end as the Bucs lose 9-0 to the Los Angeles Rams in the NFC Championship Game played in Tampa Stadium.

**MCKAY GIVEN CONTRACT EXTENSION (1/7) –**

Head Coach John McKay is given a five-year contract extension. It is also announced that he will become the team's president upon his retirement from coaching.

**SELMON BECOMES SECOND PRO BOWLER (1/29) –**

DE Lee Roy Selmon becomes the team's second player to see Pro Bowl action.

**TAMPA BAY MAKES PRIME TIME DEBUT (9/11) –**

The Buccaneers avenge the previous January's NFC Championship Game defeat (9-0) with a 10-9 victory over the Los Angeles Rams in Tampa Bay's first-ever appearance on ABC's prime time football series (Thursday night game).

**BUCS RUN WILD IN WIN OVER GIANTS (11/2) –**

Tampa Bay running backs account for a team record 244 rushing yards (later surpassed) en route to a 30-13 victory over the N.Y. Giants.

**1981****TAMPA BAY DEFEATS ATLANTA, MOVES INTO FIRST PLACE (12/16) –**

The Buccaneers, led by QB Doug Williams' season-best 336 passing yards, pull out a 24-23 victory over the Atlanta Falcons. The win is Tampa Bay's third in a row and places the team in sole possession of first place in the NFC Central.

**BUCS CLINCH SECOND NFC TITLE IN THREE YEARS (12/20) –**

Tampa Bay wins an exciting showdown in Detroit, besting the Lions 20-17 and securing the NFC Central Division title. WR Kevin House reels in an 84-yard touchdown strike from QB Doug Williams and DT David Logan returns a fumble recovery 21 yards for another Buc score.

**1982**

**BUCS ELIMINATED FROM PLAYOFFS (1/2) –** Dallas defeats the Bucs 38-0 at Texas Stadium.

**PLAYERS STRIKE ANNOUNCED (9/20) –** The NFL Players Association announces the beginning of the union's strike.

**LABOR PEACE REACHED (11/16) –** After a 57-day strike, the NFL Management Council and the NFL Players Association announce a settlement.

**TAMPA BAY WINS FIRST MONDAY NIGHT GAME AT HOME (11/29) –**

After starting off 0-3, Tampa Bay defeats the cross-state rival Miami Dolphins 23-17, marking the first Monday Night victory at Tampa Stadium.

**1983****BUCS REACH PLAYOFFS FOR THIRD TIME IN FOUR YEARS (1/2) –**

QB Doug Williams leads a fierce rally from a 17-point halftime deficit as K Bill Capece's 33-yard field goal in overtime secures the Buccaneer victory. The team wins five of its last six games, securing each victory in the final minute.

**DALLAS ENDS TAMPA BAY'S PLAYOFF HOPES (1/9) –**

The Dallas Cowboys defeat Tampa Bay 30-17 in the first round of playoffs.

**WILDER SETS SINGLE-GAME RECORDS (11/6) –**

RB James Wilder sets team marks for combined yards (239) and rushing yards (219) in a game, helping the Bucs break into the win column for the first time.

**1984****TAMPA HOSTS SUPER BOWL XVIII (1/22) –**

The Los Angeles Raiders defeat the Washington Redskins 38-9 in front of a crowd of 72,920 as Tampa hosts its first Super Bowl.

**WILDER RUNS FOR 172 YARDS IN WIN OVER PACKERS (9/30) –**

RB James Wilder carries the ball a record 43 times for 172 yards in leading Tampa Bay to a 30-27 overtime victory over the Green Bay Packers. Wilder eventually goes on to record the best rushing season in Buc history, compiling 1,544 yards and 13 touchdowns on an NFL record 407 carries.

**MCKAY ANNOUNCES RESIGNATION (11/5) –**

Head Coach John McKay announces his resignation, effective at the end of the season. The announcement comes one day after a 27-24 loss at Minnesota with the Bucs owning a 4-6 record.

**MCKAY'S FINAL GAME (12/16) –**

Tampa Bay defeats the N.Y. Jets 41-21 in John McKay's final game as a head coach. He finishes an overall 171-128-9, including a 44-88-1 mark as the Bucs' head coach.

**1985****BENNETT NAMED HEAD COACH (1/23) –**

Hugh Culverhouse names former Atlanta Falcons head coach Leeman Bennett as John McKay's replacement.

**SELMON PLAYS IN FINAL PRO BOWL (1/27) –**

DE Lee Roy Selmon plays in his sixth and final Pro Bowl. A herniated disk, which eventually required surgery, is discovered in his back at the game. The injury later forces Selmon to retire after missing the entire 1985 season.

**BUCS RECORD FIRST SHUTOUT SINCE '79 (11/10) –**

Tampa Bay defeats the St. Louis Cardinals 16-0, marking the team's first shutout since 1979 (vs. Kansas City), and snapping a nine-game losing streak.



## 1986

**SELMON'S JERSEY RETIRED (9/7)** – In halftime ceremonies at the season-opener versus San Francisco, six-time Pro Bowler DE Lee Roy Selmon's jersey is retired. Selmon's number 63 becomes the first and only jersey in team history to be retired.

**BENNETT FIRED (12/29)** – Leeman Bennett is relieved of his position after compiling a 4-28 record as the Bucs' head coach.

**PERKINS NAMED HEAD COACH (12/31)** – Former Alabama Head Coach Ray Perkins is hired as the Bucs' Head Coach and Vice-President/Football Operations.

## 1987

**TAMPA BAY AWARDED SUPER BOWL XXV (5/20)** – Tampa is awarded the Silver Anniversary Super Bowl to be played on January 27, 1991.

**BUCS OPEN SEASON WITH ROUT OF ATLANTA (9/13)** – QB Steve DeBerg establishes a franchise record with five touchdown passes and the Bucs set marks for most points (48) and largest margin of victory (38) in a 48-10 besting of Atlanta.

**STRIKE INTERRUPTS SEASON (10/1)** – The NFL Players Association calls for its second work stoppage in six seasons. After a 24-day strike in which replacement players were used in three games, the NFL and Players Union come to an agreement.

## 1988

**TESTAVERDE PASSES FOR 469 YARDS (10/16)** – QB Vinny Testaverde passes for the second-highest single-game yardage in franchise history (469) at Indianapolis.

**BUCS DEFEAT EVENTUAL AFC CHAMPION BUFFALO (12/4)** – Tampa Bay's win over the eventual AFC Champion Buffalo Bills is the first 10-5 score in NFL history.

## 1989

**TAMPA BAY DEFEATS CHICAGO FOR FIRST TIME IN 13 TRIES (10/8)** – The Bucs score 28 first half points (second most in team history) to end 12 games of frustration against the Bears before the largest crowd ever at a Bucs game (72,077).

**BUCS COMPLETE SEASON SWEEP OF BEARS (11/19)** – K Donald Igwebuike's last-second 28-yard field goal completes the first-ever season sweep of Chicago. The win marks the Bucs' first at Soldier Field in ten years (9/30/79).

**WR MARK CARRIER FINISHES PRO BOWL SEASON (12/24)** – With six catches for 101 yards versus Pittsburgh, WR Mark Carrier caps off a Pro Bowl season in which he set club records of 86 receptions and 1,422 receiving yards.

## 1990

**TAMPA BAY JUMPS OUT TO BEST START SINCE '79 (9/30)** – After beating the Minnesota Vikings 23-20 in overtime, the Bucs run their record to 3-1.

**PERKINS FIRED (12/3)** – Head Coach Ray Perkins is relieved of his position after Tampa Bay drops to 5-8. Assistant Head Coach/ Receivers Richard Williamson is named interim head coach.

## 1991

**GIANTS WIN SUPER BOWL XXV (1/23)** – The N.Y. Giants win Super Bowl XXV in thrilling fashion, beating their in-state rivals the Buffalo Bills 21-19 at Tampa Stadium.

**WILLIAMSON NAMED HEAD COACH (2/4)** – Gay Culverhouse is announced as the team's new president, Phil Krueger is named general manager and Richard Williamson becomes the full-time head coach.

**COBB SETS TEAM RECORD FOR RUSHING TDS IN A GAME (11/20)** – RB Reggie Cobb establishes a team mark with three rushing scores in a 30-21 Buccaneer triumph over the Detroit Lions.

**SELMON, BELL AND MCKAY HONORED (12/8)** – DE Lee Roy Selmon, RB Ricky Bell and Head Coach John McKay are inducted into the team's Krewes of Honor.

**WILLIAMSON FIRED (12/27)** – Richard Williamson is relieved as head coach after compiling a 4-15 record.

## 1992

**WYCHE NAMED HEAD COACH (1/10)** – Former Cincinnati Bengals Head Coach Sam Wyche is named as Richard Williamson's replacement. Wyche becomes the fifth head coach in Tampa Bay history.

**WILLIAMS INDUCTED INTO KREWE OF HONOR (9/6)** – QB Doug Williams becomes the third player inducted into the team's Krewes of Honor.

**COBB RECORDS FIFTH-BEST RUSHING SEASON (12/27)** – The Bucs defeat the Phoenix Cardinals 7-3 as RB Reggie Cobb caps off the fifth-best rushing performance in team history (1,171 yards).

## 1993

**BUCS SIGN NICKERSON AS AN UNRESTRICTED FREE AGENT (3/18)** – Former Pittsburgh Steelers LB Hardy Nickerson signs a three-year contract to become the Buccaneers' first free agent acquisition under the NFL's new Collective Bargaining Agreement.

**NICKERSON EARNS PRO BOWL SELECTION (12/29)** – After compiling a team record 214 tackles, Nickerson is voted as the NFC's starting linebacker in the Pro Bowl and later becomes only the second Buccaneer to be named AP All-Pro.

## 1994

**CULVERHOUSE DIES (8/25)** – Hugh Culverhouse dies of lung cancer at the age of 75. The team is placed under control of a three-man trust headed by Culverhouse's law partner Steven Story, along with Jack Donlan and Fred Cone.

**MCKAY NAMED GENERAL MANAGER (11/8)** – Vice-President/Football Operations Rich McKay is promoted to General Manager.

**RHETT RUSHES FOR 192 YARDS (12/4)** – RB Errict Rhett records the second-best single-game rushing total in team history when he rambles for 192 yards on 40 carries (third-most in team annals) in a 26-21 victory over the Washington Redskins. Rhett eventually becomes first Buc rookie to rush for over 1,000 yards (1,011).

**BUCS SELL OUT SEASON FINALE (12/24)** – The Buccaneers are defeated by the Packers 34-19 in front of the first sellout at Tampa Stadium in two years (11/15/92).

## 1995

**BUCCANEERS SOLD TO MALCOLM GLAZER (1/16)** – Steven Story announces that, pending NFL approval, the Buccaneers have been sold to Palm Beach investor Malcolm Glazer for the highest price ever paid for a sports franchise.

**NFL APPROVES SALE OF TEAM (3/13)** – NFL owners unanimously approve Malcolm Glazer's purchase of the Buccaneers one day after the NFL Finance Committee gave its unanimous approval at the Owner's Meetings in Phoenix, AZ.

**BUCS SIGN DRAFT PICKS IN RECORD FASHION (5/10)** – With the signing of second-round selection S Melvin Johnson, Tampa Bay becomes the quickest team in NFL history to sign all its draft picks.

**SALE OF THE TEAM IS FINALIZED (6/30)** – Malcolm Glazer officially becomes the team's new owner after the sale of the team is finalized in Charlotte, NC. Bryan and Joel Glazer are named executive vice-presidents.

**SELMON INDUCTED INTO HALL OF FAME (7/29)** – DE Lee Roy Selmon becomes the first Buccaneer inducted into the NFL Hall of Fame. Selmon is introduced by his brother and former Buc teammate Dewey.

**BUCS MOVE INTO SOLE POSSESSION OF FIRST PLACE (10/15)** – K Michael Husted's 51-yard game-winning FG propels Tampa Bay past Minnesota and into sole possession of first place in the NFC Central Division. The victory marks the first time since the final day of the 1981 season that the team has been alone in first place.

**GRUBER MARKS RECORD START (11/26)** – LT Paul Gruber makes his 118th career start, thus surpassing DE Lee Roy Selmon's team record of 117.

**RHETT SURPASSES 1,000-YARD MARK (12/3)** – RB Erritt Rhett goes over 1,000 yards for the second consecutive year to become only the 12th player in NFL history to accomplish the feat in his first two league seasons.

**WYCHE IS FIRED (12/27)** – The team announces that Sam Wyche will not return as head coach in 1996. Wyche leaves his post with a 23-41 record.

## 1996

**DUNGY NAMED HEAD COACH (1/22)** – Minnesota Defensive Coordinator Tony Dungy is named as the Buccaneers' sixth head coach.

**NICKERSON RE-SIGNS WITH TEAM (2/22)** – LB Hardy Nickerson, the Buccaneers' Most Valuable Player in 1993 and '95, agrees to a four-year deal to remain with the team.

**COMMUNITY INVESTMENT TAX PASSES (9/3)** – Hillsborough County voters pass the Community Investment Tax by a 53-47% margin. The tax will fund the construction of a new stadium and practice facility as well as various other community projects.

**DUNGY WINS FIRST GAME (10/8)** – Tony Dungy earns his first victory as Buccaneer head coach with a 24-13 victory over his former team, the Minnesota Vikings.

**BUCS DEFEAT CHARGERS FOR FIRST CALIFORNIA WIN SINCE '80 (11/17)** – Tampa Bay edges the San Diego Chargers 25-17 to earn its first victory in California since 1980 (24-23 vs. San Francisco).

## 1997

**GRUBER RE-SIGNS (2/13)** – LT Paul Gruber, the team's designated franchise player and cornerstone of the Buc offensive line for the past eight years, signs a three-year deal to remain in Tampa.

**BUCCANEERS UNVEIL NEW LOGO AND COLORS (4/9)** – The team unveils its eagerly anticipated new logo and color scheme at a noon downtown ceremony. The new logo, consisting of a red pirate flag with a skull and crossed swords, draws instant rave reviews. The team colors are Buccaneer red, pewter, black and orange.

**STATE SUPREME COURT RULES IN FAVOR OF COUNTY, BUCS (5/22)** – The Florida State Supreme Court refuses former Tampa Mayor Bill Poe's opposition to the stadium. In a 7-0 decision, the Court rules all aspects of the tax are constitutional.

**BUCS START SEASON WITH FIVE CONSECUTIVE WINS (9/28)** – The Buccaneers match the franchise record for most consecutive wins at the start of a season with five. After a 13-6 season-opening defeat of the San Francisco 49ers, the team rolls on to road victories at Detroit (9/7) and Minnesota (9/14) and home defeats of Miami (9/21) and Arizona (9/28).

**MAYBERRY ATTAINS CONSECUTIVE STARTS RECORD (10/26)** – C Tony Mayberry achieves one of the more remarkable achievements in team history by surpassing Dave Logan's streak of 103 consecutive games started in the team's 10/26 contest versus Minnesota.

**CULPEPPER BECOMES FIRST TO BAG TRIFECTA TWICE IN SAME SEASON (11/9)** – DT Brad Culpepper enters the team's sack race with a three-sack performance against Arizona (9/28) in a week-five contest, becoming just the fifth player in team history to do so. Little more than a month later, he becomes the first player in team annals to accomplish the feat twice in the same season with a trio of sacks at Atlanta.

**BUCS SET SINGLE-GAME ATTENDANCE MARK (12/7)** – After setting a new single-game attendance record earlier in the season on 9/21 against Miami (73,314), the Bucs eclipse that mark when 73,523 are in attendance for the team's 6-17 loss to the Green Bay Packers.

**BUCS TIE FRANCHISE RECORD FOR WINS (12/21)** – By virtue of their season-ending 31-15 downing of the Chicago Bears, the Bucs match the club record for most regular season victories in a season with 10, assuring themselves an NFC Wild Card berth.

**FIRST PLAYOFF GAME PLAYED IN TAMPA IN 15 YEARS (12/28)** – The Buccaneers defeat the Detroit Lions 20-10 in front of a sellout crowd of 73,361 in the final game played at Houlihan's Stadium. The game is marked by outstanding individual performances, including FB Mike Alstott's playoff-record 31-yard touchdown run in which he barrels through a variety of Lions defenders.

## 1998

**NFL-HIGH EIGHT BUCS PLAY IN PRO BOWL (2/1)** – As further recognition of the team's dramatic rise in league prominence, a team-record and NFL-most eight Buc players are selected to play in the Pro Bowl. Joining third-time selection LB Hardy Nickerson are first timers FB Mike Alstott, LB Derrick Brooks, QB Trent Dilfer, RB Warrick Dunn, S John Lynch, C Tony Mayberry and DT Warren Sapp.

**DUNGY RECEIVES NEW CONTRACT (3/11)** – After tying the franchise record for victories in a season with 10, Head Coach Tony Dungy is rewarded by Owner Malcolm Glazer with a new five-year contract that essentially voids out his original contract.

**SAPP SIGNS EXTENSION TO BECOME TEAM'S HIGHEST-PAID PLAYER (3/18)** – Pro Bowl DT Warren Sapp agrees to a six-year contract that makes him the wealthiest player in team history and one of the highest paid defensive tackles in the league.

**EMANUEL LANDS IN TAMPA (4/14)** – Less than a week after signing an offer sheet with the Buccaneers, Atlanta transitional free agent WR Bert Emanuel officially joins the team after the Falcons fail to match the Bucs' four-year offer.

**MCKAY RECEIVES CONTRACT EXTENSION (4/30)** – Owner Malcolm Glazer rewards General Manager Rich McKay with a new five-year contract extension for his efforts in assembling one of the league's most talent-rich rosters. McKay's new deal guarantees that he will be with the team through the 2002 season.

**BUCS SELL OUT INAUGURAL RAYMOND JAMES STADIUM SEASON (8/2, 8/15)** – For the first time in team history, the Buccaneers entire home schedule is sold out before the season begins. Though the Bucs will play seven straight road games (including pre-season) to open 1998, the entire sum of single-game tickets for the eight home games in Raymond James Stadium sells out on the first day of availability.

**BUCS OPEN NEW ERA IN RAYMOND JAMES STADIUM WITH DRAMATIC VICTORY (9/20)** – Raymond James Stadium, already known as 'The Crown Jewel of the NFL', officially opens as the Buccaneers take on arch-rival Chicago. TE Dave Moore's acrobatic one-handed touchdown catch sparks a 27-point rally as Tampa Bay wins its Raymond James Stadium debut, 27-15.

**TAMPA BAY OUTGUNS UNDEFEATED MINNESOTA IN RAYMOND JAMES SHOOTOUT (11/1)** – The Buccaneers run their Raymond James Stadium record to 4-0 with an eye-opening, 27-24 upset of the previously undefeated Minnesota Vikings. The Vikings' only regular-season loss of 1998 is powered by a Buccaneer-record 246 rushing yards, including the first dual-100-yard performance in team history by FB Mike Alstott (128 yards) and RB Warrick Dunn (115).

**FIRST MONDAY NIGHT FOOTBALL VICTORY IN 16 YEARS COMES AT EXPENSE OF PACKERS (12/7)** – Having ended a 15-year hiatus from ABC's Monday Night Football earlier in the year at Detroit, Tampa Bay records its first MNF victory since 1982 with a 24-22 dismissal of Green Bay. QB Trent Dilfer completes 64 and 62-yard TD passes to WR Jacques Green and WR Reidel Anthony and the Buccaneer defense records eight sacks and a team-record eight forced fumbles.

**BUCS BLANK CINCY FOR FIRST ROAD SHUTOUT (12/27)** – Tampa Bay records the third shutout in team history, the first since 1985 and the first on the road with a 35-0 dismantling of Cincinnati in the season finale. FB Mike Alstott ties a team-record with three touchdown runs as the Bucs open a 28-0 lead by halftime.

## 1999

**FIVE BUCS MAKE REPEAT PRO BOWL VISIT (2/7)** – A five-some of Bucs, the second-largest contingent in team history, represents the NFC in the Pro Bowl; all five are repeat honorees from the team's NFL-high group of eight Pro Bowlers in 1998. LB Hardy Nickerson makes his fourth visit, tying TE Jimmie Giles for the second-most in team history, and DT Warren Sapp, LB Derrick Brooks, C Tony Mayberry and FB Mike Alstott all make their second trips.

**BUCS COMPLETE UNDEFEATED PRESEASON (9/3)** – Rookie QB Shaun King hits rookie WR Darnell McDonald on a three-yard TD pass with seven seconds left, lifting the Bucs to a 16-13 win over host Washington. The victory caps a 4-0 preseason campaign, the franchise's first in 16 years.

**SACK ATTACK SMOTHERS EAGLES (9/19)** – Tampa Bay's swarming defensive line racks up nine sacks in a 19-5 win at Philadelphia. DT Warren Sapp and DE Chidi Ahanotu each collect three sacks, while DE Marcus Jones bags two and DT Brad Culpepper adds one. The nine-sack effort falls one sack short of the team record of 10, set in 1979 at Baltimore.

**GRAMATICA BOOTS ATLANTA (11/21)** – Rookie K Martin Gramatica kicks four FGs, including a game-winning 53-yarder with 58 seconds remaining, to rally Tampa Bay to a 19-10 win over Atlanta at Raymond James Stadium. Gramatica had earlier nailed attempts from 24, 26 and 50 yards. He became the first Buccaneer kicker to boot two 50-plus-yard FGs in one game. The last time a rookie K booted a game-winning FG of that length was San Francisco's Steve Mike-Meyer, who nailed a 54-yarder against the Rams (11/9/75).

**KING SHINES IN RELIEF ROLE (11/28)** – Rookie QB Shaun King replaces an injured Trent Dilfer (clavicle) and escorts Tampa Bay to a 16-3 win at Seattle. The win marks the club's first in the Kingdom. King hits WR Jacques Green for his first career completion, then later lofts a scoring toss to TE Patrick Hape, sealing Tampa Bay's fourth consecutive victory.

**RECORD CROWD LIFTS BUCS TO MONDAY NIGHT WIN (12/6)** – Tampa Bay beats Minnesota 24-17 before a then-record crowd of 65,741 at Raymond James Stadium. The game marks the starting debut of rookie QB Shaun King, who throws two second-half TD passes. Tampa Bay's swarming defense forces four Viking turnovers, including a 55-yard INT return by CB Donnie Abraham on the third play of the game.

**BUCS WIN SIXTH CONSECUTIVE GAME (12/12)** – Tampa Bay rallies for two fourth-quarter TDs to defeat Detroit 23-16 at Raymond James Stadium. The win is the Bucs' sixth consecutive triumph, breaking the team mark of five consecutive victories (1979, 1997). In the process, Tampa Bay assumes sole possession of first place in the NFC Central Division.

**BUCS SET HOME WIN MARK AGAINST PACKERS (12/26)** – Tampa Bay completes its 1999 home slate with a club-record 7-1 mark after a 29-10 triumph over Green Bay. FB Mike Alstott runs for two TDs in the fourth quarter to seal the win. The Bucs' previous best home record was a 6-2 mark, set in 1984 and 1998. Tampa Bay also clinches its fifth-ever playoff appearance.

## 2000

**BUCS CLAIM FIRST NFC CENTRAL TITLE IN 18 YEARS (1/2)** – The Bucs beat Chicago 20-6 at Soldier Field to claim their first NFC Central Division title since 1981. Tampa Bay also concludes the regular season with a franchise-record 11 wins. The Bucs rush for 143 yards and hold the potent Bears offense to two FGs. An estimated crowd of 5,000 greets the champs upon their arrival at One Buccaneer Place Sunday night.

**FOUR BUCS EARN FIRST-TEAM-ALL-PRO HONORS (1/8)** – Four Buccaneers FB Mike Alstott, LB Derrick Brooks, S John Lynch and DT Warren Sapp — earn first-team All-Pro honors from the Associated Press. Tampa Bay could claim five first team AP All-Pro selections in the franchise's first 23 seasons of existence. The Bucs tied the eventual Super Bowl champion Rams for most players on the 1999 squad.

**SAPP NAMED AP NFL DEFENSIVE PLAYER OF THE YEAR (1/13)** – DT Warren Sapp earns NFL Defensive Player of the Year honors from the Associated Press. In a poll of 50 media members, Sapp receives 19 votes, edging out Tennessee DE Jevon Kearse. Sapp is the first Buccaneer to win the award since Hall of Famer Lee Roy Selmon turned the trick in 1979. Sapp finished the regular season with 54 tackles and a career-best 12½ sacks.

**BUCS RALLY PAST REDSKINS IN DIVISIONAL PLAYOFF (1/15)** – Tampa Bay rallies from a 13-0 deficit to defeat the Washington Redskins 14-13 in an NFC divisional playoff game before a record crowd of 65,835 at Raymond James Stadium. QB Shaun King hits TE John Davis on a one-yard TD toss midway through the fourth quarter to give the Bucs their first and only lead. Tampa Bay's defense holds Washington's second-ranked offense to 157 total yards and no offensive TDs. The win propels the Bucs to their first NFC Championship Game in 20 years.

**TAMPA BAY FALLS ONE WIN SHY OF SUPER BOWL (1/23)** – Tampa Bay's valiant defensive effort falls short as the St. Louis Rams rally late for an 11-6 win in the NFC Championship Game at the Trans World Dome. The Bucs hold the high-powered Rams offense 22 points below their season average. St. Louis would capture Super Bowl XXXIV the following Sunday in Atlanta.

**SIX BUCS HELP COACHING STAFF DEFEAT AFC IN PRO BOWL (2/6)** – The NFC, led by Tony Dungy and the rest of the Buccaneers coaching staff, whips the AFC 51-31 in the highest-scoring Pro Bowl ever. Tampa Bay is represented by six players – FB Mike Alstott, LB Derrick Brooks, S John Lynch, C Tony Mayberry, LB Hardy Nickerson and DT Warren Sapp. Alstott scores three TDs and Brooks returns a QB Mark Brunell INT for a score.

**BUCS INK 11-TIME PRO BOWLER MCDANIEL (3/1)** – The Bucs snag another former Vikings offensive lineman, signing perennial Pro Bowl G Randall McDaniel to a three-year contract. McDaniel, who spent his previous 12 seasons in Minnesota, owns the NFL record for consecutive Pro Bowl starts with 11. He enters the 2000 season with 170 consecutive starts, second only to Tennessee's Bruce Matthews (197) among active players.

**BUCS TRADE FOR JETS WR JOHNSON (4/12)** – The Bucs trade their two first-round picks (13th, 27th overall) in the 1999 NFL Draft to the New York Jets for two-time Pro Bowl WR Keyshawn Johnson. Tampa Bay then signs Johnson to an eight-year contract. Johnson's 305 catches over his first four NFL seasons trail only WR Marvin Harrison (Colts, 311, 1996-98) and WR Andre Rison (Falcons, 308, 1989-92) in league annals. The fifth-year pro can also boast 31 career scoring grabs.

**BUCS RECORD LARGEST MARGIN OF VICTORY IN HOME OPENER (9/10)** – Tampa Bay records the largest margin of victory in team history with a 41-0 win over Chicago in its home opener at Raymond James Stadium. The Bucs defense extends their streak to 14 quarters against Chicago without allowing a touchdown, and limits the Bears just 165 total yards, including 49 passing, while forcing four turnovers.

**BUCS KNOCK OFF UNDEFEATED VIKINGS (10/29)** – The Bucs offense scores on each of its first four possessions as Tampa Bay snaps a four-game skid and ends Minnesota's 7-0 start at Raymond James Stadium. Tampa Bay's 31 first-half points ties the club record for points in a half. For the first time in club history, Tampa Bay scores 40-plus points in a game twice in the same season.

**SAPP SETS SINGLE-SEASON SACK RECORD (11/26)** – DT Warren Sapp breaks DE Lee Roy Selmon's franchise record for sacks in a season with two — giving him 13.5 for the year — as Tampa Bay downs Buffalo 31-17 at Raymond James Stadium. The Bucs' defense notches six sacks overall to surpass the club's single-season record of 44 in 1997.

**DUNN LEADS CLUB-RECORD DAY ON THE GROUND (12/3)** – Tampa Bay sets a club record with 250 yards rushing, including a career-high 210 by RB Warrick Dunn, on the way to a 27-7 victory over Dallas at Raymond James Stadium. Dunn's performance marks the second-best single-game effort in Bucs' history. K Martin Gramatica adds a 25-yard FG prior to halftime, tying the franchise record for consecutive field goals made with his 16th straight.

**BUCS SET FRANCHISE MARK FOR POINTS SCORED (12/10)** – S Damien Robinson intercepts Miami QB Jay Fiedler at the Bucs nine-yard line with 14 seconds remaining as Tampa Bay holds on for a 16-13 victory at rainy Pro Player Stadium. With the 16 points, Tampa Bay sets a club record for points in a season with 336, eclipsing the previous mark of 335 points in 1984. In addition, K Martin Gramatica breaks his own record for points in a season.

**TAMPA BAY CLINCHES SECOND STRAIGHT PLAYOFF BERTH (12/18)** – RB Warrick Dunn scores his third rushing touchdown of the game with 48 seconds remaining as Tampa Bay rallies for a 38-35 win over St. Louis before a national television audience on Monday Night Football. With the win at Raymond James Stadium, the Bucs clinch their second straight playoff berth and third in the last four seasons. Head coach Tony Dungy also becomes the winningest coach in franchise history with his 45th coaching victory.

## 2001

**CHRISTENSEN PROMOTED TO OFFENSIVE COORDINATOR (1/26)** – Quarterbacks coach Clyde Christensen is promoted to offensive coordinator. Christensen coached Tampa Bay's quarterbacks in 1999 and 2000 after tutoring the tight ends for his first three years from 1996-98.

**BUCS HOST THIRD SUPER BOWL (1/28)** – Baltimore defeats the N.Y. Giants, 34-7 as Tampa Bay plays host to Super Bowl XXXV at Raymond James Stadium.

**LEAGUE-HIGH AND TEAM-RECORD NINE BUCS PLAY IN PRO BOWL (2/4)** – Tampa Bay boasts a league-high and team-record nine players in the 2001 Pro Bowl in Hawaii. The Bucs' contingent includes a club-record six starters, but the AFC posts a 38-17 victory.

**BUCS GRAB BRAD JOHNSON IN FREE AGENCY (3/6)** – Tampa Bay ventures into free agency and returns with the biggest name on the market in Washington Redskins QB Brad Johnson. Johnson, who ranks third all-time in completion percentage, signs a five-year contract.

**RICE JOINS THREE OTHER FIRST-ROUNDERS ON DEFENSIVE LINE (3/23)** – Arizona Cardinals Pro Bowl DE Simeon Rice signs a five-year contract with Tampa Bay, joining a defensive line that features three other former first-round draft picks. Rice, who established an Arizona franchise mark with 16.5 quarterback sacks in 1999, notched 51.5 career sacks with the Cardinals.

**JOHN MCKAY DIES (6/10)** – John McKay, the first coach in Buccaneers history, dies of kidney failure due to complications from diabetes at the age of 77. McKay coached Tampa Bay from 1976-1984, leading the team to three playoff appearances, including a trip to the 1979 NFC Championship Game.

**BUCS SECOND GAME POSTPONED DUE TO TERRORIST ATTACKS (9/16)** – Due to the terrorist attacks on America of September 11, the NFL postpones all of its games on September 16 and 17, including the Bucs' home contest against Philadelphia. The games are rescheduled for the first weekend in January, with the rest of the playoff schedule, including the Super Bowl, moving back one week. Due to an already-scheduled bye in Week Three, the Bucs have a bizarre, 21-day layoff between the first and second games of the season.

**ALSTOTT LEADS ANOTHER HOME POUNDING OF THE VIKINGS (10/28)** – Almost exactly one year after demolishing Minnesota, 41-13, in Raymond James Stadium on 10/29/00, the Bucs prove it was no fluke with a 41-14 decision over the Vikings on 10/28/01. FB Mike Alstott leads the runaway victory with 129 rushing yards, tying a team and personal record with three rushing touchdowns.

**FIRST MNF ROAD VICTORY GIVES BUCS ANOTHER PRIME-TIME WIN OVER RAMS (11/26)** – For the second time in two years, the Buccaneers defeat the St. Louis Rams on Monday Night Football, following up a 38-35 thriller in Tampa in 2000 with a 24-17 victory at St. Louis in 2001. The win, which stands as the first road win for the Bucs on Monday Night Football in team history, gives the Bucs a measure of revenge in the stadium that saw their run to the 1999 Super Bowl come to an end.

**BUCS RECORD THIRD STRAIGHT ROAD WIN (12/2)** – During yet another December surge, the Buccaneers defeat the Cincinnati Bengals, 16-13 in overtime, when S John Lynch forces and recovers a fumble at the Bengals' three-yard line early in the extra period, setting up K Martin Gramatica's game-winning field goal. Following wins at Detroit and St. Louis, the victory over Cincinnati gives Tampa Bay three consecutive road wins for the first time in franchise history.

**BUCS TIE SINGLE-GAME SCORING RECORD IN CRUCIAL WIN OVER NEW ORLEANS (12/23)** – In a contest that would basically eliminate the loser from playoff contention and nearly guarantee the winner a postseason spot, the Buccaneers explode for 48 points in a blowout win over New Orleans. Taking a 30-0 halftime lead, the Bucs cruise to the 48-21 win, tying the team record for points scored in a single game (also against Atlanta, 9/13/97).

## 2002

**DUNGY DISMISSED (1/14)** – The team announces that Head Coach Tony Dungy has been relieved of his coaching duties after six seasons. Dungy posted a 54-42 record at the helm and led the Buccaneers to the playoffs in four of his six campaigns.

**GRUDEN INTRODUCED (2/20)** – New Head Coach Jon Gruden is introduced at a press conference at a downtown hotel after becoming the seventh head coach in franchise history. Gruden, 38, spent four seasons (1998-2001) as head coach of the Oakland Raiders.

**TAMPA BAY STARTS TRAINING CAMP AT DISNEY (7/29)** – The Buccaneers begin their first season under new Head Coach Jon Gruden at Disney's Wide World of Sports Complex at Walt Disney World Resort. For the first time, Tampa Bay will conduct training camp at Disney after training at the University of Tampa since 1987. The Buccaneers are the first NFL team to conduct training camp at Disney's sports complex.

**GRUDEN MAKES BUCCANEERS DEBUT (9/8)** – Jon Gruden, the Buccaneers seventh head coach, makes his regular season debut at Raymond James Stadium in a 26-20 overtime loss to the New Orleans Saints. Tampa Bay trails 20-10 late in the fourth quarter when they post a frantic 10-point comeback to send the game into overtime. The Bucs are forced to punt deep in their own territory on their third possession of overtime. P Tom Tupa lines up to punt, but senses pressure and is forced to pull the ball down and attempt a pass. Saints LB James Allen intercepts the pass in the end zone, giving New Orleans the victory.

**TAMPA BAY DEFENSE STIFLES ANOTHER ROAD OPPONENT (10/6)** – For the third straight road contest, the Bucs defense does not allow a touchdown and posts an interception return for a score in a club-record fourth straight game en route to a 20-6 win over the Atlanta Falcons at the Georgia Dome. The defense ties a then season-high with four interceptions—all in the second half—and adds four sacks against the Falcons. LB Derrick Brooks becomes the first linebacker in NFL history with three interception returns for touchdowns in a single season.

**RICE SETS NFL RECORD (12/1)** – In a Week 13 contest at New Orleans, DE Simeon Rice sets an NFL single-season record by recording his fifth consecutive multi-sack game. His three-sack performance against the Saints highlights a five-game streak that began at Carolina on October 27, during which he totaled 11 sacks, 29 tackles, four forced fumbles and one pass defended.

**BUCCANEERS CLAIM FIRST NFC SOUTH TITLE (12/22)** – Tampa Bay and New Orleans enter their Week 16 contests with the Bucs holding a one-game advantage in the NFC South. New Orleans suffers a 20-13 loss at Cincinnati on Sunday, thereby giving the first NFC South Division title to Tampa Bay before the Buccaneers take the field the following night against Pittsburgh. The division title is the fourth in Buccaneers history.

**GRAMATICA LEADS BUCS TO FRANCHISE-BEST 12TH VICTORY (12/29)** – Tampa Bay closes out the first regular season under Jon Gruden with its club record 12th win against the Chicago Bears in Champaign, IL. K Martin Gramatica kicks a career-high and team-record five field goals and the Bucs defense registers four interceptions in a 15-0 shutout. The win also marks the second road shutout of the season for the Buccaneers and is the first Tampa Bay victory in 22 tries when the thermometer reads below 40 degrees. With the victory, Tampa Bay finishes 6-2 on the road; the most wins away from home in franchise history, and secures the No. 2 seed in the NFC playoffs.

## 2003

**BROOKS NAMED NFL DEFENSIVE PLAYER OF THE YEAR (1/8)** – LB Derrick Brooks, the Bucs all-time leader in tackles, garners NFL Defensive Player of the Year honors. As part of the league's top-ranked defense in 2002, Brooks led the team with 170 tackles and tied for fourth in the NFC with five interceptions. Brooks was also selected to a club-record sixth-consecutive Pro Bowl in 2002 (as was DT Warren Sapp). His four touchdowns on turnovers in 2002 tied for the second-most in a single season in NFL history. He later adds another touchdown on an interception return in Super Bowl XXXVII.



**BUCS ADVANCE TO NFC CHAMPIONSHIP GAME (1/12)**

– Tampa Bay qualifies for the NFC Championship Game for the third time in club history by defeating San Francisco 31-6 at Raymond James Stadium in an NFC Divisional Playoff contest. Tampa Bay races to a 28-6 halftime lead, scoring touchdowns on three consecutive possessions in the first half. The Bucs force five 49er turnovers and keep San Francisco out of the end zone for the first time in 50 games (including postseason).

**BUCS CLAIM NFC TITLE (1/19)**

– Tampa Bay clinches its first NFC crown and Super Bowl berth with a 27-10 victory over the Philadelphia Eagles in the final game at Veterans Stadium. The Bucs defense forces three Eagle turnovers en route to securing the club's first postseason road win in franchise history. CB Ronde Barber paces an outstanding defensive effort and secures the victory with a club-record 92-yard interception return for a touchdown late in the fourth quarter.

**BUCS WIN SUPER BOWL XXXVII (1/26)**

– The Bucs defeat the Oakland Raiders, 48-21, in Super Bowl XXXVII in San Diego behind a suffocating defense, setting Super Bowl records with five interceptions and three interception returns for touchdowns. It is the first NFL Championship in club history. At the age of 39, Jon Gruden becomes the youngest head coach to win a Super Bowl. S Dexter Jackson is named the game's MVP as the Bucs' top-ranked defense stifles the Raiders and the league's number one ranked offense. Tampa Bay limits Oakland to just 62 total yards in the first half, the second-fewest in Super Bowl history, and finishes the game surrendering just 269 total yards and 11 first downs. RB Michael Pittman runs for a season-high 125 yards and WR Keenan McCardell scores two touchdowns. LB Derrick Brooks seals the victory with a late fourth quarter interception return for a touchdown and CB Dwight Smith sets a Super Bowl record by returning a pair of second-half interceptions for touchdowns.

**WORLD CHAMPIONS PARADE THROUGH TAMPA (1/28)**

– Following their 48-21 victory over Oakland in Super Bowl XXXVII, the World Champion Tampa Bay Buccaneers parade through downtown Tampa where more than 150,000 fans line the streets and crowd office buildings to celebrate the city's first major professional sports championship.

**BUCS SIGN DEFENSIVE COORDINATOR MONTE KIFFIN TO A NEW CONTRACT (1/30)**

– Tampa Bay signs Monte Kiffin, architect of the NFL's top-ranked defense, to a new, three-year contract. Kiffin, a head coaching candidate, is rewarded for designing the first defense since the 1985 Chicago Bears to lead the league in total defense, fewest points allowed and total interceptions. Tampa Bay's defense allowed just 196 points in 2002, the fifth-fewest in a single season in NFL history during a 16-game schedule.

**SEVEN BUCS APPEAR ON PRO BOWL ROSTER (2/2)**

– Tampa Bay has seven players on the roster for the 2003 Pro Bowl in Hawaii; FB Mike Alstott, LB Derrick Brooks, QB Brad Johnson, S John Lynch, LB Shelton Quarles, DE Simeon Rice and DT Warren Sapp. A total of six Buccaneers, all but Sapp due to an injury, see game action in the 45-20 AFC victory.

**BUCS DEFEAT THE JETS IN THE 2003 AMERICAN BOWL IN TOKYO, JAPAN (8/2)**

– The defending Super Bowl champion Tampa Bay Buccaneers opened the preseason with a 30-14 victory over the N.Y. Jets in the 2003 American Bowl in their first-ever international appearance at the Tokyo Dome. Tampa Bay, which played in the final game of the 2002 season in its victory over the Oakland Raiders in Super Bowl XXXVII, joined the Jets in the first game of the 2003 preseason in Tokyo, Japan. Tampa Bay also conducted a pair of practices at the Tokyo Dome in preparation for the exhibition contest.

**BUCS DEFEAT EAGLES IN 2003 REGULAR SEASON OPENER (9/8)**

– The defending Super Bowl champion Tampa Bay Buccaneers open up the regular season with a convincing 17-0 victory over Philadelphia in the Eagles' first regular season game at Lincoln Financial Field. WR Joe Jurevicius caught a pair of second half touchdowns, including a spectacular fourth quarter scoring reception in which he deflected the ball over an Eagles defender, spun to his left and dove to haul in the improbable touchdown catch. Tampa Bay's defense limited the Eagles to just 245 total yards as Philadelphia suffered a home shutout for the first time since 1998.

**BUCS POST SECOND SHUTOUT OF THE SEASON (10/26)**

– Tampa Bay forces three turnovers and limits Dallas to 178 total yards of offense as the Bucs post their second shutout of the season, defeating the Dallas Cowboys 16-0 at Raymond James Stadium. The shutout marks the eighth in club history, including four over the past two seasons (2002 and 2003).

**BUCS RECORD-SETTING SACK STREAK ENDS AT 69 (11/16)**

– Tampa Bay, which had recorded at least one sack in an NFL-record 69 consecutive games, is held sackless by the Green Bay Packers. It was the first time the Bucs defense had failed to register at least one sack since October 3, 1999 at Minnesota. During that 69-game streak, the Bucs defense also became the first unit to register at least one sack and one takeaway in 50 consecutive games since 1963.

**ATLANTA FALCONS NAME RICH MCKAY PRESIDENT AND GENERAL MANAGER (12/15)**

– The Atlanta Falcons name Rich McKay President and General Manager. McKay spent the previous 12 seasons with Tampa Bay (1992-2003), including the past nine years (1995-2003) as the club's general manager. Under McKay, the Bucs made five playoff appearances, won two division titles and captured the club's first Super Bowl championship in 27 seasons with a 48-21 victory over the Oakland Raiders in Super Bowl XXXVII.

**FOUR BUCS SELECTED TO THE PRO BOWL (12/18)**

– Tampa Bay has four players selected to the 2004 Pro Bowl: LB Derrick Brooks, WR Keenan McCardell, DE Simeon Rice and DT Warren Sapp. Brooks and Sapp are named to the Pro Bowl for the seventh consecutive time, eclipsing Hall of Famer Lee Roy Selmon's club record of six total appearances and consecutive appearances at the annual All-Star game.

**2004****ALLEN NAMED THIRD GENERAL MANAGER IN CLUB HISTORY (1/9)**

– The Bucs name Bruce Allen the third general manager in club history. Allen joins Tampa Bay after spending the previous nine seasons (1995-2003) with the Oakland Raiders, helping the team to three division titles, two AFC Championship Game appearances and a berth in Super Bowl XXXVII.

**BUCS NAME DOUG WILLIAMS PERSONNEL EXECUTIVE (2/12)**

– The Bucs reclaim one of the greatest players in club history by naming Doug Williams personnel executive for the team. Williams, who spent the last six seasons (1998-2003) as head coach of his alma mater at Grambling State University, compiled a 52-18 record and led the Tigers to three consecutive Southwestern Athletic Conference titles (2000-2002). A former first-round draft pick by Tampa Bay in the 1978 NFL Draft (17th overall), Williams led the Bucs to the first three playoff appearances in team history (1979, 1981 and 1982), including an appearance in the 1979 NFC Championship Game in just the club's fourth year of existence.

**BUCS UNVEIL PLANS FOR NEW TRAINING FACILITY (3/17)** – The Bucs unveil plans for their new, 145,000 square foot state-of-the-art training facility, promising a “world class facility” that will be the finest in the National Football League. The spectacular and innovative facility will be built on the Tampa Bay Center mall site across the street from Raymond James Stadium. The signature of the new facility will be its breathtaking entrance, which features the world’s largest football towering nearly five stories tall. Since the team’s inception in 1976, Tampa Bay has been based at One Buccaneer Place, a training facility located near the Tampa International Airport. The new facility will be ready prior to the 2006 season.

**BUCS ACQUIRE WR JOEY GALLOWAY (3/19)** – The Bucs acquire WR Joey Galloway from the Dallas Cowboys for WR Keyshawn Johnson.

**HURRICANE CHARLEY FORCES BUCS TO RESCHEDULE PRESEASON GAME (8/14)** – Because of the threat of Hurricane Charley, the Buccaneers reschedule their August 14 preseason contest against the Cincinnati Bengals for Monday, August 16. The Bucs organize a program to collect monetary donations at the contest that will be directed to appropriate Hurricane Charley relief efforts.

**DERRICK BROOKS AND THE BUCS COLLABORATE TO HELP HURRICANE IVAN VICTIMS (9/18)** – Derrick Brooks Charities and the Tampa Bay Buccaneers organize a program to collect monetary donations prior to the game between Tampa Bay and Seattle at Raymond James Stadium on September 19. In addition, Derrick Brooks Charities donates \$1000 for each tackle Derrick makes against the Seahawks. All funds collected are directed to appropriate Hurricane Ivan relief efforts in Brooks’ hometown of Pensacola, Florida.

**BROWN RECORDS 100TH CAREER TOUCHDOWN RECEPTION AGAINST FORMER TEAM (9/26)** – In a rematch of Super Bowl XXXVII, Buccaneers WR Tim Brown returns to Oakland to haul in his 100th career touchdown reception, becoming just the fourth player in NFL history to accomplish the feat, with a 16-yard score in the fourth quarter.

**BUCS EARN LARGEST MARGIN OF VICTORY SINCE 2000 SEASON (11/21)** – Tampa Bay defeats the San Francisco 49ers 35-3 at Raymond James Stadium to post its largest margin of victory since the 2000 season. The Bucs defense limits the 49ers to 26 total yards and two first downs in the first half and finishes the contest surrendering just 197 total yards, while forcing five sacks and two turnovers. The offense is equally impressive, racking up 352 yards as RB Michael Pittman rushes for 106 yards on 21 carries with two touchdowns.

**CLAYTON SETS BUCS ROOKIE RECEIVING RECORD (11/28)** – Bucs rookie WR Michael Clayton hauls in eight receptions for 77 yards in the Week 11 contest at Carolina to move into first place all-time in team history for most receiving yards by a rookie in a season. Through 11 contests in 2004, Clayton posts 60 receptions for 828 yards, surpassing WR Lawrence Dawsey’s 818 yards as a rookie in 1991.

**RICE RECORDS 100TH CAREER SACK AS BUCS POST NINTH SHUTOUT IN FRANCHISE HISTORY (12/5)** – Tampa Bay records the ninth shutout in franchise history with a 27-0 victory over the Atlanta Falcons at Raymond James Stadium. Buccaneers DE Simeon Rice records the 100th and 101st sacks of his career, becoming just the 22nd player in league history and only the second active player to reach the 100-sack plateau. The Buccaneers defense records five sacks and forces five turnovers, intercepting QB Michael Vick twice and forcing two fumbles by the Falcons signal caller.

**TWO BUCS EARN PRO BOWL HONORS (12/22)** – The NFL announces that two Buccaneers, LB Derrick Brooks and CB Ronde Barber, have been selected to the 2005 AFC-NFC Pro Bowl. Brooks, who was selected for the eighth time to the Pro Bowl, becomes the franchise’s all-time leader in Pro Bowl appearances, breaking a tie with former teammate DT Warren Sapp. Brooks’ eight consecutive Pro Bowl appearances (1997-04) also establish a new team record. Barber is named to his second career Pro Bowl after making his first appearance in 2001.

**BUCS CLAYTON SETS ROOKIE TOUCHDOWN RECORD (12/26)** – Bucs rookie WR Michael Clayton catches a career-high two touchdowns against the Carolina Panthers at Raymond James Stadium, moving him into first place for most touchdown receptions by a rookie in franchise history. His six touchdown receptions on the season surpass the previous rookie record of five touchdown catches by WR Kevin House in 1980.

## 2005

**BUCS SELECT CARNELL “CADILLAC” WILLIAMS WITH FIFTH PICK IN NFL DRAFT (4/23)** – The Buccaneers draft Auburn RB Carnell “Cadillac” Williams with their first selection (fifth overall) in the 2005 NFL Draft. The selection of Williams marks the fourth time in team history that Tampa Bay has drafted a running back in the first round and the first time since 1997 (Warrick Dunn – 12th overall).

**WILLIAMS SETS NFL RECORD FOR MOST RUSHING YARDS IN FIRST THREE GAMES (9/25)** – In his first three games, Bucs rookie RB Carnell “Cadillac” Williams totals an NFL-record 434 rushing yards, becoming the first running back to begin his career with three consecutive 100-yard performances. Following his record-breaking performance, Williams’ shoes and gloves are displayed at the Pro Football Hall of Fame.

**BARBER MATCHES OWN CLUB RECORD WITH THREE INTERCEPTIONS (12/4)** – CB Ronde Barber records a career-high tying three interceptions against the New Orleans Saints in Baton Rouge, LA to tie his own club record. His previous three interception performance also came against the Saints in 2001. Barber goes on to finish the season with five picks to lead the Buccaneers and tie for seventh in the NFC.

**BARBER BECOMES MEMBER OF EXCLUSIVE 20/20 CLUB (12/11)** – CB Ronde Barber records the 20th sack of his career at Carolina to join the 20 sack/20 interception club. He becomes the first cornerback in NFL history and just the seventh player all time to accomplish the feat.

**THREE BUCS NAMED TO PRO BOWL (12/21)** – The NFL announces that three Buccaneers, CB Ronde Barber, P Josh Bidwell and LB Derrick Brooks, have been selected to the 2006 AFC-NFC Pro Bowl. It marks Brooks’ ninth consecutive selection to the all-star game, a team record for total and most consecutive appearances. Barber will make his third career appearance and second consecutive while Bidwell will play in his first career Pro Bowl.

**BUCCANEERS NOTCH 100TH OVERALL WIN UNDER GLAZER LEADERSHIP (12/24)** – In one of the most thrilling games in team history, the Buccaneers notch their 100th overall win since being purchased by Malcolm Glazer on January 16, 1995. The contest, against the division rival Atlanta Falcons, features four separate occasions in which the score is tied and five lead changes. The epic battle is prolonged when Bucs running back Cadillac Williams scores from six yards out on a fourth down run with 31 seconds remaining in regulation that forces overtime. In the extra period, the Buccaneers block a potential game-winning Atlanta field goal before successfully connecting on a 41-yard attempt of their own with only 54 seconds remaining in overtime. The milestone win emphasizes a reversal of fortunes for the Buccaneers, who prior to being purchased by Mr. Glazer, won just 87 games in 19 seasons.

## 2006

**BUCS CLAIM SECOND NFC SOUTH CROWN IN FOUR YEARS (1/1)** – Tampa Bay defeats the New Orleans Saints 27-13 in the final game of the regular season to earn its second NFC South division title in four seasons. Tampa Bay and the rival Carolina Panthers finish the regular season with identical 11-5 records, but the Buccaneers claim the NFC South by virtue of a better divisional record. The division title is the fifth in Buccaneers history.

**GALLOWAY SETS NEW FRANCHISE MARK FOR TOUCHDOWN RECEPTIONS (1/1)** – WR Joey Galloway records two touchdown receptions in the season finale against the New Orleans Saints, giving him 10 on the season to establish a new franchise record. Galloway's 10 touchdown receptions best the previous high of nine, held by WR Kevin House (1981), WR Bruce Hill (1988) and WR Mark Carrier (1989).

**WILLIAMS SETS BUCS ROOKIE RECORD FOR RUSHING YARDS IN A SEASON (1/1)** – RB Carnell "Cadillac" Williams finishes the season with 1,178 rushing yards to set a Buccaneers rookie record. His impressive rookie performance includes a team-record six 100-yard rushing games and three of the top 10 single-game rushing performances in team history.

**BUCCANEERS DEFENSE FINISHES THE SEASON AS THE TOP-RANKED UNIT IN THE NFL (1/1)** – Tampa Bay's defense finishes the season ranked No. 1 in total defense for the third time (1979, 2002 and 2005) in team history. The 2005 season also marks the ninth consecutive year (1997-2005) the Buccaneers ranked in the Top 10 in total defense, the longest active streak in the league and tied for the second-longest streak since 1970.

**WILLIAMS NAMED NFL ROOKIE OF THE YEAR (2/2)** – RB Carnell "Cadillac" Williams beats out LB Shawne Merriman of the San Diego Chargers, LB Lofa Tatupu of the Seattle Seahawks, LB Odell Thurman of the Cincinnati Bengals and LB Demarcus Ware of the Dallas Cowboys for Diet Pepsi Rookie of the Year honors. Williams is selected by fans on NFL.com as more than one million votes are cast during the regular season and playoffs for NFL Rookie of the Week and Rookie of the Year honors.

**BROOKS NAMED 2006 PRO BOWL PLAYER OF THE GAME (2/12)** – Making his ninth consecutive Pro Bowl appearance, LB Derrick Brooks earns Player of the Game honors after returning an interception 59 yards for a touchdown to catapult the NFC to a 23-17 victory over the AFC in the 2006 Pro Bowl.

**BUCCANEERS PLAYERS AND COACHES BEGIN WORK AT NEW HEADQUARTERS (8/21)** – Arriving immediately after the conclusion of training camp in Central Florida, Buccaneers players and coaches move into the team's new 145,155-square-foot headquarters. Unmatched in grandeur by any other professional sports headquarters, the new base of operations spans more than 14 acres and provides the team with unparalleled resources of the highest quality. Some of those include a 16,000-square-foot weight room, technically advanced meeting rooms, three practice fields, a grand auditorium, high-tech coaches' studios with instant access to game film, a video-editing suite and a state-of-the-art training and rehabilitation area.

**BARBER RETURNS TWO INTERCEPTIONS FOR TOUCHDOWNS IN SAME GAME (10/22)** – Facing a Philadelphia Eagles team he had tormented in the past, CB Ronde Barber propels the Tampa Bay Buccaneers to a 23-21 victory by twice picking off QB Donovan McNabb, returning each interception for a touchdown. Barber's two TD returns mark the first time in franchise history that a player accomplishes such a feat in a regular season game. His two scores also make Barber the first player in team history to score two defensive touchdowns of any kind in a regular season game.

**BRYANT KICKS HIS WAY INTO RECORD BOOKS (10/22)** – With the Buccaneers trailing the Philadelphia Eagles 21-20 with only four seconds remaining in the game, K Matt Bryant produces a last-second miracle, kicking a 62-yard field goal to give the Bucs a 23-21 victory. Bryant's kick is the second-longest walk-off field goal in NFL history and the third-longest overall field goal in league annals. The previous long for the Buccaneers franchise was 57 yards by Michael Husted (12/19/93).

**BROOKS MOVES INTO FIRST PLACE IN TEAM HISTORY FOR GAMES PLAYED (11/5)** – In front of a home crowd and against the New Orleans Saints, perennial Pro Bowl LB Derrick Brooks plays in his 184th career game, moving into first place in Buccaneers' history for games played. The veteran defender shows no signs of slowing down as he finishes the contest with a team-leading and season-high 15 tackles, including two for a loss. Brooks finishes the season with 192 consecutive games played and 176 straight starts to lead all active Bucs players in both categories. He also ranks first in team history with 189 total starts.

**ROOKIE QB GRADKOWSKI MAKES HISTORY WITH INTERCEPTION-FREE STREAK (11/5)** – After a game against the New Orleans Saints in which he completes 18 of 31 passes for 185 yards and two touchdowns, Tampa Bay Buccaneers rookie QB Bruce Gradkowski runs his mark of pass attempts to 186 with only one interception. That number stands as a record for most attempts in NFL history by a quarterback before throwing a second interception. A week prior against the New York Giants, Gradkowski became just the third quarterback in league history to throw only one interception in his first 150 pass attempts.

**BARBER MOVES INTO TIE FOR MOST INTERCEPTIONS IN TEAM HISTORY (11/13)** – With his third interception of the season, this time against Carolina Panthers QB Jake Delhomme, CB Ronde Barber notches his 31st career interception. That total places him in a tie for most interceptions by a Buccaneers player in team history with CB Donnie Abraham, who played for Tampa Bay from 1996-2001. Barber's historic pick comes in front of a Monday Night Football audience with 1:09 remaining in the second quarter of the contest.

**BUCCANEERS PLAY IN THANKSGIVING GAME FOR FIRST TIME IN FRANCHISE HISTORY (11/23)** – For the first time in Tampa Bay's 31-year history, the Buccaneers participate in one of the NFL's nationally televised Thanksgiving Day games, squaring off against the Dallas Cowboys. The contest is the third game in an 11-day stretch for the Buccaneers, marking only the fourth time since 1978 that a team has played three games in 11 days, with two of the contests on the road.

**BUCCANEERS WELCOME BACK PAST PLAYERS FOR TEAM'S FIRST ALUMNI WEEKEND (12/8)** – Approximately 120 former players representing a little over three decades of Buccaneers football are honored when the franchise holds its first Alumni Weekend. During the three-day celebration, former Bucs players who have given the franchise at least one full season of service watch practice, tour the team's new facility, participate in a golf event and attend a dinner party and gala at Raymond James Stadium. The weekend's activities culminate in a halftime tribute during a game against Atlanta in which the players take the field and are recognized by Buccaneers fans.

**THREE BUCS NAMED TO PRO BOWL (12/19)** – For the third consecutive season and fourth overall, CB Ronde Barber earns Pro Bowl honors after leading the Buccaneers with three interceptions and 20 passes defended to go along with his 108 tackles. Barber is later joined by Bucs TE/LS Dave Moore, who is selected as a "need player" by the NFC, and LB Derrick Brooks, who initially was chosen as first alternate at the outside linebacker position. For Moore, the selection represents the first of his career and first for a Bucs tight end since Jimmie Giles was selected in 1985. Moore is the first Buccaneers player to be chosen to the Pro Bowl as a long-snapper and just the third special teams performer to earn the invitation. Brooks is added to the NFC's roster when Chicago LB Lance Briggs pulls out of the game. His selection marks his 10th consecutive and 10th overall Pro Bowl selection – both team records.

**GLAZER FAMILY REACHES 100TH REGULAR SEASON WIN (12/24)** – A 22-7 victory over the Cleveland Browns in the penultimate game of the season marks the 100th regular season victory for the Tampa Bay Buccaneers since it was purchased by Malcolm Glazer on January 16, 1995. Under the ownership of Mr. Glazer and his family, the club has posted a .521 winning percentage and captured its first Super Bowl championship. Prior to the Glazer family's ownership, the Buccaneers won just 87 games in 19 seasons, posting a .300 winning percentage.

**GALLOWAY REACHES 1,000 YARDS FOR SECOND STRAIGHT SEASON (12/31)** – For only the second time in Tampa Bay's 31-year history, a Buccaneers receiver gains at least 1,000 receiving yards in two straight seasons when Joey Galloway reaches that mark against the Seattle Seahawks. Galloway finishes the season with a team-high 1,057 yards after logging 1,287 yards in 2005, also a club-high. Prior to Galloway's two consecutive 1,000-yard seasons, only Keyshawn Johnson achieved that feat, posting 1,266 yards in 2001 and 1,088 yards the following year.

## 2007

**BUCS SELECT GAINES ADAMS WITH FOURTH PICK IN NFL DRAFT (4/28)** – The Buccaneers draft Clemson DE Gaines Adams with their first selection (fourth overall) in the 2007 NFL Draft. The selection of Adams marks the first time since 1999 that the Buccaneers use their first-round selection on a defensive player. It is also the highest pick Tampa Bay has used on a defensive player since 1990.

**BUCS UNVEIL THE LARGEST FLYING NON-US FLAG IN THE NATION (9/6)** – The Buccaneers raise their new team flag, which measures over 4,000 square feet, at One Buccaneer Place following the afternoon practice. Buccaneers players and staff watch the flag ascend the 147.5-ft. pole on the west side of the team's headquarters as the team readies for its season-opening game in Seattle. At 80'x50' the flag is the largest flying non-US flag in the nation.

**GALLOWAY SURPASSES 10,000 RECEIVING YARDS (10/21)** – With his 46-yard receiving performance at Detroit, WR Joey Galloway surpasses 10,000 career receiving yards. He becomes the eighth active player and just the 28th player in NFL history to reach the 10,000-yard plateau.

**GARCIA SETS CONSECUTIVE COMPLETIONS RECORD (10/21)** – Facing his former team, QB Jeff Garcia completes a single game team-record 18 consecutive completions against the Detroit Lions. Garcia has one of his best outings of the season, completing 37-of-45 passes for 316 yards and two touchdowns against the Lions.

**GARCIA CONSECUTIVE ATTEMPTS WITHOUT AN INTERCEPTION STREAK ENDS AT 197 (10/28)** – QB Jeff Garcia begins his career as a Buccaneer by attempting 197 consecutive passes without throwing an interception, besting the previous team record by Brad Johnson, who went 187 consecutive attempts without a pick from 2001-2002. Dating back to the 2006 season, Garcia went 217 attempts without an interception in the regular season, the sixth-longest streak since 2001.

**BARBER BECOMES BUCCANEERS ALL-TIME INTERCEPTION LEADER (11/25)** – CB Ronde Barber intercepts his 32nd career pass to move into first place on the team's career interception list. Barber's record-setting pick comes off QB Jason Campbell late in the fourth quarter to help Tampa Bay preserve a 19-13 victory over the Washington Redskins.

**CARTER RECORDS 100TH CAREER SACK (11/25)** – In his first season with the Buccaneers, DE Kevin Carter posts the 100th sack of his career, dropping QB Jason Campbell in a win against the Redskins. Carter becomes the 24th player in NFL history to reach the 100-sack plateau.

**BUCS EARN THIRD NFC SOUTH TITLE IN SIX SEASONS (12/16)** – Tampa Bay defeats the Atlanta Falcons 37-3 in Week 15 to earn its third NFC South division title in six seasons. Tampa Bay moves to 5-0 in its division for the first time since 1979 while clinching the sixth division title in team history and fourth since the Glazer family took over in 1995.

**BUCS POST FIRST-EVER KICKOFF RETURN FOR A TOUCHDOWN (12/16)** – It took 1,865 kickoff returns, but WR Micheal Spurlock records the first kickoff return for a touchdown in team history on his 90-yard return against the Atlanta Falcons. He is one of 140 players to have returned a kickoff for the Buccaneers. The historic return helps propel the Buccaneers to the NFC South division title.

**GRAHAM SETS TEAM RECORD WITH SCORE IN SIXTH CONSECUTIVE GAME (12/16)** – RB Earnest Graham, who began the year as a backup running back, scores a touchdown in his sixth consecutive game to set a new team record for most consecutive games with a touchdown. Graham's touchdown is his team-leading 10th of the year as he finishes the game against Atlanta with 22 carries for 79 yards and one touchdown.

**GALLOWAY POSTS THIRD CONSECUTIVE 1,000-YARD SEASON (12/23)** – With a 29-yard reception in the second quarter at San Francisco, WR Joey Galloway becomes the first player in team history to record three consecutive and three overall 1,000-yard receiving seasons while also marking the first time in his 13-year career Galloway accomplished the feat. It goes down as the sixth 1,000-yard campaign of his career.

## 2008

**BROOKS BECOMES TEAM'S ALL-TIME LEADER IN PLAYOFF APPEARANCES, STARTS (1/6)** – With his start in the NFC Wild Card matchup against the New York Giants, LB Derrick Brooks becomes the Bucs all-time leader in playoff games played (11) and started (11). Brooks, who already holds the franchise record for most career regular season games and starts, surpasses former teammates FB Mike Alstott and LB Shelton Quarles, who each played in 10 career postseason contests.

**ALSTOTT ANNOUNCES RETIREMENT (1/24)** – Arguably the most popular player in team history, FB Mike Alstott retires after a 12-year career. A second-round selection (35th overall) in the 1996 draft, Alstott ends his career as the club record holder in touchdowns (71), rushing touchdowns (58) and Pro Bowl appearances by an offensive player (six). His 432 points ranks third in Buccaneer history and he is the only non-kicker in club annals to surpass the 400-point plateau. During his career, Alstott amassed 1,359 rushing attempts for 5,088 yards (both second in team history) and caught 305 passes (third in team history) for 2,284 yards. Alstott played in 158 career regular season games as a Buccaneer, seventh-most in team history, with 137 starts, fifth-most in team history, and 10 playoff games (tied for second in team history) with seven starts, including starting at fullback in the Buccaneers' 48-21 victory over the Oakland Raiders in Super Bowl XXXVII.

**GARCIA EARNS PRO BOWL SELECTION (1/24)** – QB Jeff Garcia is added to the NFC squad for the 2008 AFC-NFC Pro Bowl, becoming the lone selection in the annual all-star event for the Buccaneers. Garcia, the NFC's first alternate at quarterback, replaces Green Bay Packers QB Brett Favre. His appearance is the fourth of his career and first as a Buccaneer. It marks just the third time in Buccaneers history that a quarterback has been named to the Pro Bowl, joining Trent Dilfer (1997) and Brad Johnson (2002). Garcia finished the season as the NFL's seventh-rated passer (94.6) and ranked second in the league with a team-record 1.2 interception percentage.

**BUCS SELECT AQIB TALIB IN NFL DRAFT (4/26)** – The Buccaneers select Kansas CB Aqib Talib with their first selection (20th overall) in the 2008 NFL Draft. Talib becomes the highest cornerback ever selected by Tampa Bay and just the second defensive back the Buccaneers have ever drafted in the first round.

**ROOKIE SMITH SETS TEAM RETURN RECORD (11/2)** – Buccaneers rookie RB/KR Clifton Smith sets a franchise record for the most return yards by an individual in a single game. Smith racks up 259 total return yards at Kansas City, including a 97-yard kickoff return for a touchdown. He becomes only the second player in team history to return a kickoff for a touchdown and the only player in team history to return a kickoff and punt for a touchdown as a Buccaneer.

**GRUDEN BECOMES BUCCANEERS ALL-TIME WINNINGEST COACH (11/2)** – With the Buccaneers 30-27 overtime victory at Kansas City, Jon Gruden becomes the all-time winningest coach in Buccaneers history. The victory is his 57th career win as Buccaneers head coach, surpassing Tony Dungy for the most wins ever in franchise history.

**FOUR BUCCANEERS EARN PRO BOWL HONORS (12/16)** – LB Derrick Brooks and rookie RB/KR Clifton Smith are selected to the NFL's annual all-star game in Hawaii. It marks Brooks' 11th selection, tops in team history and tied for second in NFL history for most Pro Bowl selections by a linebacker. Despite serving on the Buccaneers practice squad until Week 8 of the season, the undrafted Smith becomes the first kick returner in franchise history to be selected to the Pro Bowl and just the second rookie in team history, joining RB Warrick Dunn in 1997. In addition, Smith is only the third undrafted rookie free agent since 1970 to make the Pro Bowl. Named first alternates, CB Ronde Barber and G Davin Joseph, are later added to the Pro Bowl roster to round out the Buccaneers selections. It marks Barber's fifth career selection, moving him into a tie for fifth place in team history. Joseph's selection is the first of his career and marks the first time a Buccaneers offensive lineman is selected since 2000.

## 2009

**ANTONIO BRYANT NAMED COMEBACK PLAYER OF THE YEAR (1/15)** – In his first season with the Buccaneers, WR Antonio Bryant is named the 2008 Comeback Player of the Year by The Sporting News. Bryant finishes the season setting career highs and leading the team with 83 receptions for 1,248 yards and seven touchdowns.

**BUCCANEERS DISMISS GRUDEN, ALLEN (1/16)** – The Buccaneers dismiss head coach Jon Gruden and general manager Bruce Allen. Gruden coached the Buccaneers for seven seasons, compiling a 57-55 record during the regular season and 3-2 in the playoffs. Gruden led the Buccaneers to a victory in Super Bowl XXXVII and three NFC South Division titles. He leaves as the Buccaneers all-time winningest coach.

**MORRIS AND DOMINIK INTRODUCED AS HEAD COACH AND GENERAL MANAGER (1/17)** – The Buccaneers announce Raheem Morris as head coach and Mark Dominik as general manager in a press conference at One Buccaneer Place. Morris, who spent six of the previous seven seasons as a defensive assistant with the Buccaneers, is the youngest head coach in the NFL at the time of his hiring and the eighth head coach in team history. Dominik is the fourth general manager in club history after spending the previous 14 seasons in the Buccaneers personnel department in various capacities.



# BUCCANEERS ALL-TIME HONORS

## NFL HALL OF FAME

1995 DE Lee Roy Selmon

## NFL PRO BOWL

1978 DT Dave Pear\*  
 1979 DE Lee Roy Selmon\*  
 LB David Lewis  
 1980 TE Jimmie Giles\*  
 DE Lee Roy Selmon\*  
 1981 TE Jimmie Giles\*  
 DE Lee Roy Selmon\*  
 1982 TE Jimmie Giles\*  
 LB Hugh Green\*  
 DE Lee Roy Selmon\*  
 1983 LB Hugh Green\*  
 DT David Logan (alternate)  
 DE Lee Roy Selmon\*  
 1984 G Sean Farrell (alternate)  
 DT David Logan (alternate)  
 DE Lee Roy Selmon\*  
 RB James Wilder  
 1985 TE Jimmie Giles  
 RB James Wilder (alternate)  
 1988 C Randy Grimes (alternate)  
 1989 WR Mark Carrier  
 1990 CB Wayne Haddix  
 1993 LB Hardy Nickerson\*  
 1996 LB Hardy Nickerson  
 FB Mike Alstott (alternate)  
 P Tommy Barnhardt (alternate)  
 1997 FB Mike Alstott  
 LB Derrick Brooks  
 QB Trent Dilfer  
 RB Warrick Dunn  
 T Paul Gruber (alternate)  
 SS John Lynch  
 C Tony Mayberry  
 LB Hardy Nickerson\*  
 DT Warren Sapp  
 1998 FB Mike Alstott  
 LB Derrick Brooks\*  
 C Tony Mayberry  
 LB Hardy Nickerson  
 DT Warren Sapp\*  
 1999 FB Mike Alstott  
 LB Derrick Brooks\*  
 SS John Lynch\*  
 C Tony Mayberry  
 LB Hardy Nickerson\*  
 DT Warren Sapp\*  
 2000 CB Donnie Abraham  
 FB Mike Alstott\*  
 LB Derrick Brooks\*  
 C Jeff Christy\*  
 RB Warrick Dunn  
 K Martin Gramatica  
 SS John Lynch\*  
 G Randall McDaniel\*  
 DT Warren Sapp\*  
 2001 FB Mike Alstott\*  
 CB Ronde Barber\*  
 LB Derrick Brooks\*  
 WR Keyshawn Johnson  
 SS John Lynch  
 DT Warren Sapp\*  
 2002 FB Mike Alstott\*  
 LB Derrick Brooks\*  
 QB Brad Johnson  
 S John Lynch\*  
 LB Shelton Quarles  
 DE Simeon Rice\*  
 DT Warren Sapp\*  
 2003 LB Derrick Brooks\*  
 WR Keenan McCardell

DE Simeon Rice\*  
 DT Warren Sapp  
 2004 CB Ronde Barber\*  
 LB Derrick Brooks\*  
 2005 CB Ronde Barber\*  
 P Josh Bidwell  
 LB Derrick Brooks\*  
 2006 CB Ronde Barber\*  
 LB Derrick Brooks  
 LS Dave Moore  
 2007 QB Jeff Garcia  
 2008 CB Ronde Barber\*  
 LB Derrick Brooks  
 G Davin Joseph  
 KR Clifton Smith  
 \* Denotes player voted as a starter

## ALL-NFC (FIRST TEAM UNLESS OTHERWISE NOTED)

1977 DE Lee Roy Selmon SN  
 1978 DE Lee Roy Selmon SN\*  
 1979 TE Jimmie Giles UPI (honorable mention)  
 LB David Lewis UPI  
 DE Lee Roy Selmon PFW, UPI, SN\*  
 1980 TE Jimmie Giles UPI (second team)  
 LB David Lewis UPI (honorable mention)  
 DE Lee Roy Selmon UPI  
 1981 TE Jimmie Giles UPI (second team)  
 LB Cecil Johnson UPI (honorable mention)  
 G Greg Roberts UPI (second team)  
 CB Mike Washington UPI (honorable mention)  
 1982 TE Jimmie Giles UPI  
 LB Hugh Green UPI  
 DE Lee Roy Selmon UPI  
 1983 LB Hugh Green PFW  
 DT David Logan PFW  
 1984 DE Lee Roy Selmon PFW  
 RB James Wilder UPI  
 1987 LB Ervin Randle UPI (second team)  
 1989 WR Mark Carrier UPI (second team)  
 T Paul Gruber UPI  
 1990 PK Steve Christie FN, PFW, UPI  
 T Paul Gruber FN  
 CB Wayne Haddix PFW  
 1992 CB Ricky Reynolds PFW  
 1996 LB Hardy Nickerson UPI (second team)  
 1997 LB Derrick Brooks FN, PFW  
 LB Hardy Nickerson FN, PFW  
 PR Karl Williams FN  
 1998 LB Derrick Brooks FN, PFW  
 DT Warren Sapp PFW  
 1999 LB Derrick Brooks FN, PFW  
 S John Lynch FN, PFW  
 LB Hardy Nickerson PFW  
 DT Warren Sapp FN, PFW  
 2000 LB Derrick Brooks FN, PFW  
 K Martin Gramatica PFW  
 S John Lynch FN, PFW  
 DT Warren Sapp FN, PFW  
 2001 LB Derrick Brooks FN, PFW  
 S John Lynch PFW  
 DT Warren Sapp PFW  
 2002 LB Derrick Brooks PFW  
 DE Simeon Rice PFW  
 DT Warren Sapp PFW  
 2004 LB Derrick Brooks PFW  
 2005 CB Ronde Barber PFW  
 P Josh Bidwell PFW  
 LB Derrick Brooks PFW  
 2007 S Jermaine Phillips PFW/PFWA  
 2008 PR Clifton Smith PFW/PFWA

\*SN changed title of award to NFC All-Star

**ALL-PRO** (FIRST TEAM UNLESS OTHERWISE NOTED)

1978	LB	David Lewis	CPFN
	DE	Lee Roy Selmon	AP, CPFN
1979	TE	Jimmie Giles	SI (honorable mention)
	LB	Dewey Selmon	AP (second team)
	DE	Lee Roy Selmon	FN, PFWA, SI
1980	DE	Lee Roy Selmon	AP (second team), CPFN, FD, NEA, PFWA
	CB	Neal Colzie	AP (second team)
	LB	Hugh Green	AP (second team), CPFN, FD, NEA, (second team), PFWA, SI
	DE	Lee Roy Selmon	AP (second team), CPFN, FD, PFWA, NEA, SI
1983	LB	Hugh Green	AP (second team), CPFN, FD, SI, SN
1984	G	Sean Farrell	SN
	DE	Lee Roy Selmon	CPFN (second team), SI
	RB	James Wilder	AP (second team), CPFN, SI
1985	TE	Jimmie Giles	AP (honorable mention)
1988	T	Paul Gruber	AP (honorable mention)
1989	WR	Mark Carrier	CPFN (second team)
	S	Harry Hamilton	SN
1990	T	Paul Gruber	CPFN (second team)
	TE	Ron Hall	SI
1991	LB	Broderick Thomas	CPFN (second team)
1992	T	Paul Gruber	AP (second team), NEA
1993	LB	Hardy Nickerson	AP, PFWA, SN
1996	FB	Mike Alstott	AP (second team), FD (second team)
	T	Paul Gruber	USAT
	LB	Hardy Nickerson	AP (second team)
1997	FB	Mike Alstott	AP, CPFN (second team), SI
	LB	Derrick Brooks	CPFN
	LB	Hardy Nickerson	AP, CPFN (second team)
	DT	Warren Sapp	CPFN (second team)
1998	FB	Mike Alstott	AP
	LB	Derrick Brooks	AP (second team), SI, USAT, CPFN (second team), FD
	DT	Warren Sapp	AP (second team), FD (second team)
1999	CB	Donnie Abraham	FD (second team)
	FB	Mike Alstott	AP, CPFN, FD
	LB	Derrick Brooks	AP, CPFN, FD, PFW, SI, SN
	S	John Lynch	AP, PFW, SI, SN, USAT
	LB	Hardy Nickerson	AP (second team), FD, USAT
	DT	Warren Sapp	AP, CPFN, FD, PFW, SN, USAT
2000	LB	Derrick Brooks	AP, CPFN, FD, PFW, SI, SN
	K	Martin Gramatica	AP (second team), FD (second team)
	DE	Marcus Jones	CPFN (second team)
	S	John Lynch	AP, CPFN, FD, PFW, SN, USAT
	G	Randall McDaniel	CPFN
	DT	Warren Sapp	AP, CPFN, FD, PFW, SI, SN, USAT
2001	CB	Ronde Barber	AP, CPFN, FD, PFW
	LB	Derrick Brooks	AP (second team)
	WR	Keyshawn Johnson	SI
	S	John Lynch	AP (second team), CPFN, PFW
	DT	Warren Sapp	AP, CPFN, PFW, SN
2002	FB	Mike Alstott	CPFN
	CB	Ronde Barber	AP (second team), SI
	LB	Derrick Brooks	AP, CPFN, FD, SI, SN
	CB	Brian Kelly	FD (second team)
	S	John Lynch	AP (second team), FD (second team)
	DE	Simeon Rice	AP, CPFN, FD (second team), SI, SN
	DT	Warren Sapp	AP, CPFN, FD, SN
2003	LB	Derrick Brooks	AP (second team), SN
	DE	Simeon Rice	AP (second team), FD (second team) SN

2004	CB	Ronde Barber	AP, CPFN, FD
	LB	Derrick Brooks	AP, CPFN (second team), FD
	DE	Simeon Rice	FD (second team)
2005	CB	Ronde Barber	AP
	P	Josh Bidwell	AP (second team)
	LB	Derrick Brooks	AP
2006	CB	Ronde Barber	AP (second team)
2008	KR	Clifton Smith	AP (second team)

**ALL-NFL** (FIRST TEAM UNLESS OTHERWISE NOTED)

1979	DE	Lee Roy Selmon	AP, PFW
1982	LB	Hugh Green	PFW
1997	FB	Mike Alstott	FD (second team)
	LB	Derrick Brooks	FD (second team)
	C	Tony Mayberry	FD (second team)
	LB	Hardy Nickerson	FD
	DT	Warren Sapp	FD (second team)
2002	LB	Derrick Brooks	PFW
	DE	Simeon Rice	PFW
	DT	Warren Sapp	PFW
2004	LB	Derrick Brooks	PFW
2005	CB	Ronde Barber	AP
	LB	Derrick Brooks	AP

**NFL DEFENSIVE MVP**

1979	DE	Lee Roy Selmon	NEA, PFW, SN
2002	LB	Derrick Brooks	PFW/PFWA

**NFL DEFENSIVE PLAYER OF THE YEAR**

1979	DE	Lee Roy Selmon	AP
1999	DT	Warren Sapp	AP, CPFN, FD, PFWA
2002	LB	Derrick Brooks	AP, FD, CPFN

**NFL DEFENSIVE LINEMAN OF THE YEAR**

1979	DE	Lee Roy Selmon	FD
2002	DE	Simeon Rice	NFL Alumni

**NFL LINEBACKER OF THE YEAR**

2002	LB	Derrick Brooks	NFL Alumni
------	----	----------------	------------

**NFC DEFENSIVE PLAYER OF THE YEAR**

1979	DE	Lee Roy Selmon	UPI
------	----	----------------	-----

**NFC DEFENSIVE LINEMAN OF THE YEAR**

1979	DE	Lee Roy Selmon	FD
1980	DE	Lee Roy Selmon	NFLPA
1982	DE	Lee Roy Selmon	NFLPA
1983	DE	Lee Roy Selmon	NFLPA

**NFC DEFENSIVE BACK OF THE YEAR**

2001	CB	Ronde Barber	NFL Alumni
------	----	--------------	------------

**COMEBACK PLAYER OF THE YEAR**

2008	WR	Antonio Bryant	SN
------	----	----------------	----

**WALTER PAYTON NFL MAN OF THE YEAR**

2000	LB	Derrick Brooks (co-recipient)	
------	----	-------------------------------	--

**SUPER BOWL XXXVII MVP**

2002	S	Dexter Jackson	
------	---	----------------	--

**AFC-NFC PRO BOWL MVP**

2005	LB	Derrick Brooks	
------	----	----------------	--

**DIET PEPSI ROOKIE OF THE YEAR**

2005	RB	Carnell Williams	
------	----	------------------	--

**ROOKIE OF THE YEAR**

1991	WR	Lawrence Dawsey	SI
1992	DT	Santana Dotson	SN
1997	RB	Warrick Dunn	FN, NEA, PFW, PFWA, SI, SN
2005	RB	Carnell Williams	SI

**NFL DEFENSIVE ROOKIE OF THE YEAR**

1992	DT	Santana Dotson	CPFN, FD
------	----	----------------	----------

**NFL OFFENSIVE ROOKIE OF THE YEAR**

1997	RB	Warrick Dunn	AP, FD, CPFW
2005	RB	Carnell Williams	AP, PFW/PFWA

## NFC ROOKIE OF THE YEAR

1991	WR	Lawrence Dawsey	UPI
1992	DT	Santana Dotson	NFLPA (Defensive)
1997	RB	Warrick Dunn	NFLPA (Offensive)

## ALL-ROOKIE

1977	S	Cedric Brown	FD
	LB	David Lewis	PFW
1978	QB	Doug Williams	PFW
1979	G	Greg Roberts	AP, FD
1980	G	Ray Snell	CPFN, PFW, PFWA, UPI
1981	LB	Hugh Green	FD, PFW, PFWA, UPI
1982	G	Sean Farrell	CPFN, FD, PFW, PFWA
1984	LB	Keith Browner	FD, PFW, PFWA
	T	Ron Heller	PFW, PFWA
1986	T	J.D. Maarleveld	FD, PFW, PFWA
1987	WR	Mark Carrier	PFWA, UPI
	QB	Vinny Testaverde	FD, PFW, PFWA, UPI
1988	LB	Sidney Coleman	CPFN
	T	Paul Gruber	PFW
1990	PK	Steve Christie	CPFN, FD, FN, UPI
	P	Mark Royals	FD
1991	S	Tony Covington	FN
	WR	Lawrence Dawsey	PFW
1992	TE	Tyji Armstrong	CPFN, FN
	DT	Santana Dotson	FN, PFW
1993	WR	Horace Copeland	FD
	DE	Eric Curry	PFWA
	PK	Michael Husted	FD
1994	RB	Errict Rhett	CPFN, FN, PFW, PFWA
1995	LB	Derrick Brooks	CPFN, FN, PFW, PFWA
	DT	Warren Sapp	CPFN, FN, PFW, PFWA
1996	CB	Donnie Abraham	CPFN, PFWA
	DT	Marcus Jones	CPFN

1997	WR	Reidel Anthony	CPFW, FN, PFW
	RB	Warrick Dunn	CPFW, FN, PFW
	G	Frank Middleton	CPFW, PFW
1998	PR	Jacquez Green	PFW, FN
1999	K	Martin Gramatica	FD, CPFN, PFW
	DE	John McLaughlin	PFW
2001	T	Kenyatta Walker	PFW
2004	WR	Michael Clayton	PFW
2005	G	Dan Buening	PFW/PFWA
	RB	Carnell Williams	PFW/PFWA
2007	DE	Gaines Adams	PFW/PFWA
	G	Arron Sears	PFW/PFWA
2008	PR	Clifton Smith	PFW/PFWA

## MAXWELL CLUB COACH OF THE YEAR

1997	Tony Dungy
------	------------

## HORRIGAN AWARD

1997	Tony Dungy
------	------------

## ASSISTANT COACH OF THE YEAR

2002	Monte Kiffin	FD, PFW/PFWA
------	--------------	--------------

## LEGEND

AP – Associated Press	PFWA – Pro Football Writers
CPFN – College and Pro Football Newsweekly	SI – Sports Illustrated
FD – Football Digest	SN – The Sporting News
FN – Football News	UPI – United Press International
NEA – Newspaper Enterprise Association	USAT – USA Today

NFLPA – NFL Players Association  
PFW – Pro Football Weekly



Four Buccaneers were honored with Pro Bowl selections following the 2008 season, including (L-R) KR/IRB Clifton Smith, G Davin Joseph, CB Ronde Barber and LB Derrick Brooks (not pictured). Barber was selected for the fifth time in his career tying for the fourth-most Pro Bowl selections by a defensive player in team history along with S John Lynch and LB Hardy Nickerson. Joseph earned his first trip and became Tampa Bay's first offensive lineman in the all-star game since C Jeff Christy and G Randall McDaniel were chosen following the 2000 season. Smith also earned his first trip, becoming just the second rookie in team history to make the annual all-star game, along with Warrick Dunn in 1997 and the third undrafted rookie free agent since 1970 to make the Pro Bowl, joining Everson Walls (1981) and Rufus Porter (1988).

## PRO BOWL BUCCANEERS

1978

NT Dave Pear

1979

DE Lee Roy Selmon (1)\*

1980

TE Jimmie Giles (1)

LB David Lewis

DE Lee Roy Selmon (2)

1981

TE Jimmie Giles (2)

DE Lee Roy Selmon (3)

1982

TE Jimmie Giles (3)

LB Hugh Green (1)

DE Lee Roy Selmon (4)

1983

LB Hugh Green (2)

DE Lee Roy Selmon (5)

1984

DE Lee Roy Selmon (6)

RB James Wilder

1985

TE Jimmie Giles (4)

1989

WR Mark Carrier

1990

CB Wayne Haddix

1993

LB Hardy Nickerson (1)

1996

LB Hardy Nickerson (2)

1997

FB Mike Alstott

LB Derrick Brooks

QB Trent Dilfer

RB Warrick Dunn

S John Lynch

C Tony Mayberry

LB Hardy Nickerson (3)

DT Warren Sapp

1998

FB Mike Alstott (2)

LB Derrick Brooks (2)

C Tony Mayberry (2)

LB Hardy Nickerson (4)

DT Warren Sapp (2)

1999

FB Mike Alstott (3)

LB Derrick Brooks (3)

S John Lynch (2)

C Tony Mayberry (3)

LB Hardy Nickerson (5)

DT Warren Sapp (3)

2000

CB Donnie Abraham

FB Mike Alstott (4)

LB Derrick Brooks (4)

C Jeff Christy+

RB Warrick Dunn (2)

K Martin Gramatica

S John Lynch (3)

G Randall McDaniel^

DT Warren Sapp (4)

2001

FB Mike Alstott (5)

CB Ronde Barber

LB Derrick Brooks (5)\*

WR Keyshawn Johnson&

S John Lynch (4)

DT Warren Sapp (5)\*

2002

FB Mike Alstott (6)

LB Derrick Brooks (6)

QB Brad Johnson•

S John Lynch (5)

LB Shelton Quarles

DE Simeon Rice••

DT Warren Sapp (6)\*

2003

LB Derrick Brooks (7)\*

WR Keenan McCardell\$

DE Simeon Rice (2)••\*

DT Warren Sapp(7)\*

2004

CB Ronde Barber (2)

LB Derrick Brooks (8)\*

2005

CB Ronde Barber (3)

P Josh Bidwell

LB Derrick Brooks (9)

2006

CB Ronde Barber (4)

LB Derrick Brooks (10)

LS Dave Moore

2007

QB Jeff Garcia (4)™

2008

CB Ronde Barber (5)

LB Derrick Brooks (11)\*

G Davin Joseph

KR Clifton Smith

\* Did not play in game

+ Made his first Pro Bowl appearance as a Buccaneer in 2000, but made two Pro Bowl showings (1998 and 1999) with Minnesota.

^ Made his first Pro Bowl appearance as a Buccaneer in 2000, but made NFL-record 11 consecutive showings (1989-99) with Minnesota.

& Made his first Pro Bowl appearance as a Buccaneer in 2001, but made two Pro Bowl showings with the New York Jets in 1998 and 1999.

• Made his first Pro Bowl appearance as a Buccaneer in 2002, but made first Pro Bowl showing with the Washington Redskins in 1999.

•• Made his second consecutive Pro Bowl appearance as a Buccaneer in 2002 and 2003, but made first Pro Bowl showing with the Arizona Cardinals in 1999.

\$ Made his first Pro Bowl appearance as a Buccaneer in 2003, but made his first Pro Bowl showing with the Jacksonville Jaguars in 1996.

™ Made his first Pro Bowl as a Buccaneer in 2007, but made three consecutive Pro Bowls (2000-2002) with the San Francisco 49ers.

## PRO BOWL NOTES

### MOST APPEARANCES

- 11 Derrick Brooks (1997-06, 2008)
- 7 Warren Sapp (1997-03)
- 6 Mike Alstott (1997-02)
- Lee Roy Selmon (1979-84)
- 5 Ronde Barber (2001, 2004-06, 2008)
- John Lynch (1997, 1999-02)
- Hardy Nickerson (1993, 1996-99)
- 4 Jimmie Giles (1980-82, 1985)

### MOST CONSECUTIVE APPEARANCES

- 10 Derrick Brooks (1997-06)
- 7 Warren Sapp (1997-03)
- 6 Mike Alstott (1997-02)
- Lee Roy Selmon (1979-84)
- 4 Hardy Nickerson (1996-99)

### MOST APPEARANCES

#### BY AN OFFENSIVE PLAYER

- 6 Mike Alstott (1997-02)
- 4 Jimmie Giles (1980-82, 1985)
- 3 Tony Mayberry (1997-99)

### MOST APPEARANCES

#### BY A DEFENSIVE PLAYER

- 11 Derrick Brooks (1997-06)
- 7 Warren Sapp (1997-03)
- 6 Lee Roy Selmon (1979-84)
- 5 Ronde Barber (2001, 2004-06, 2008)
- John Lynch (1997, 1999-02)
- Hardy Nickerson (1993, 1996-99)

# NFC PLAYERS OF THE WEEK

Offensive, Defensive Awards started in 1984, Special Teams Award in 1993

	OFFENSIVE	DEFENSIVE	SPECIAL TEAMS
1984	QB Steve DeBerg (Week 3)		
1985	TE Jimmie Giles (Week 10)		
1987	QB Steve DeBerg (Week 1)	S Paul Tripoli (Week 4) CB Kevin Walker (Week 6)	
1989	QB Vinny Testaverde (Week 1) The Buccaneer Offense (Week 5)		
1990		S Mark Robinson (Week 4)	
1991		LB Broderick Thomas (Week 11)	
1992	QB Vinny Testaverde (Week 2)	DT Santana Dotson (Week 4)	
1993		LB Hardy Nickerson (Week 9)	CB Roger Jones (Week 17)
1994		LB Hardy Nickerson (Week 2) LB Hardy Nickerson (Week 13)	
1995	RB Errict Rhett (Week 15)		K Michael Husted (Week 7)
1996		S John Lynch (Week 13)	WR Karl Williams (Week 17)
1997	RB Warrick Dunn (Week 2) QB Trent Dilfer (Week 4)		WR Karl Williams (Week 10) LB Shelton Quarles (Week 11) WR Karl Williams (Week 17)
1998		CB Ronde Barber (Week 13)	WR Jacquez Green (Week 2)
1999		DT Warren Sapp (Week 2) LB Derrick Brooks (Week 7) CB Donnie Abraham (Week 11) CB Donnie Abraham (Week 13) DE Steve White (Div. Playoffs)	DE John McLaughlin (Week 3) K Martin Gramatica (Week 11)
2000	QB Shaun King (Week 9) RB Warrick Dunn (Week 14)	LB Derrick Brooks (Week 1) CB Ronde Barber (Week 2) DT Warren Sapp (Week 3)	WR Karl Williams (Week 13) K Martin Gramatica (Week 15)
2001		CB Ronde Barber (Week 9) CB Ronde Barber (Week 15) DT Warren Sapp (Week 11) LB Derrick Brooks (Week 16)	K Martin Gramatica (Week 12) TE Todd Yoder (Week 16)
2002	QB Brad Johnson (Week 9) QB Brad Johnson (Week 14)	LB Derrick Brooks (Week 5) CB Ronde Barber (NFC Championship)	K Martin Gramatica (Week 8) K Martin Gramatica (Week 17)
2003	QB Brad Johnson (Week 6)	DE Simeon Rice (Week 6)	P Tom Tupa (Week 3)
2004	RB Michael Pittman (Week 9)	LB Derrick Brooks (Week 13)	
2005		LB Shelton Quarles (Week 2) CB Ronde Barber (Week 14) DE Simeon Rice (Week 17)	P Josh Bidwell (Week 3) P Josh Bidwell (Week 6) DE Dewayne White (Week 16)
2006		CB Ronde Barber (Week 7)	K Matt Bryant (Week 7)
2007		LB Barrett Ruud (Week 2)	WR Micheal Spurlock (Week 15)
2008		LB Derrick Brooks (Week 4) CB Ronde Barber (Week 12)	K Matt Bryant (Week 4) KR Clifton Smith (Week 9)



## NFC PLAYER OF THE MONTH

OFFENSIVE	DEFENSIVE	SPECIAL TEAMS
1996		KR/PR Karl Williams (December)
1997	DT Warren Sapp (September)	
1999	DT Warren Sapp (September)	K Martin Gramatica (November)
2000	LB Derrick Brooks (November)	K Martin Gramatica (October)
2001	DE Simeon Rice (December)	
2002	LB Derrick Brooks (October) DE Simeon Rice (November)	K Martin Gramatica (December)
2005		P Josh Bidwell (November)
2007	LB Barrett Ruud (September)	K Matt Bryant (December)
2008		KR Clifton Smith (November)

## NFC ROOKIE OF THE MONTH

OFFENSIVE	DEFENSIVE	SPECIAL TEAMS
1996	FB Mike Alstott (November)	KR/PR Karl Williams (December)
1997	RB Warrick Dunn (September)	
1999	QB Shaun King (December)	
2005	RB Carnell Williams (September) RB Carnell Williams (December)	

## NFL ROOKIE OF THE WEEK

OFFENSIVE	DEFENSIVE	SPECIAL TEAMS
2004	WR Michael Clayton (Week 14)	
2005	RB Carnell Williams (Week 1, 2, 3)	

## ED BLOCK COURAGE AWARD

Each year, the Ed Block Courage Award is given to a player on each NFL team who best exemplifies commitment to the principles of sportsmanship and courage. The recipient symbolizes professionalism, dedication and performance as a community role model. This national award is named after the former Baltimore Colts' trainer who was a tireless worker for victims of abuse, violence, neglect and families in crisis.

1984	Theo Bell	1997	Horace Copeland
1985	Steve Courson	1998	Warrick Dunn
1986	J.D. Maarleveld	1999	Hardy Nickerson
1987	Nathan Wonsley	2000	Derrick Brooks
1988	Don Smith	2001	Jerry Wunsch
1989	John Cannon	2002	John Lynch
1990	Ron Hall	2003	Joe Jurevicius
1991	Harry Hamilton	2004	Mike Alstott
1992	Ricky Reynolds	2005	John Wade
1993	Rob Taylor	2006	Shelton Quarles
1994	Tony Covington	2007	Jeff Garcia
1995	Paul Gruber	2008	Matt Bryant
1996	Charles Dimry		

# YEAR-BY-YEAR SCORES

## 1976

**Head Coach: John McKay**  
**Preseason (1-5)**

DATE	OPPONENT	W/L	SCORE	STADIUM	CITY	ATTEND.	STARTING QB
July 31	at L.A. Rams	L	3-26	L.A. Coliseum	Los Angeles, CA	54,787	Spurrier
Aug. 7	at Green Bay	L	6-10	Milwaukee County Stadium	Milwaukee, WI	53,421	Spurrier
Aug. 14	vs. Atlanta	W	17-3	Gator Bowl	Jacksonville, FL	11,342	Spurrier
Aug. 21	MIAMI	L	21-28	Tampa Stadium	Tampa, FL	67,466	Spurrier
Aug. 28	CHICAGO	L	7-10	Tampa Stadium	Tampa, FL	47,592	Spurrier
Sept. 4	CINCINNATI	L	13-24	Tampa Stadium	Tampa, FL	46,775	Spurrier

### Won 0, Lost 14

Sept. 12	at Houston	L	0-20	Astrodome	Houston, TX	42,228	Spurrier
Sept. 19	SAN DIEGO	L	0-23	Tampa Stadium	Tampa, FL	39,558	Spurrier
Sept. 26	BUFFALO	L	9-14	Tampa Stadium	Tampa, FL	44,505	Spurrier
Oct. 3	at Baltimore	L	17-42	Memorial Stadium	Baltimore, MD	40,053	Spurrier
Oct. 10	at Cincinnati	L	0-21	Riverfront Stadium	Cincinnati, OH	40,700	Spurrier
Oct. 17	SEATTLE	L	10-13	Tampa Stadium	Tampa, FL	43,458	Spurrier
Oct. 24	MIAMI	L	20-23	Tampa Stadium	Tampa, FL	61,437	Dickinson
Oct. 31	KANSAS CITY	L	19-28	Tampa Stadium	Tampa, FL	41,779	Spurrier
Nov. 7	at Denver	L	13-48	Mile High Stadium	Denver, CO	61,703	Spurrier
Nov. 14	at N.Y. Jets	L	0-34	Shea Stadium	Flushing, NY	46,427	Spurrier
Nov. 21	CLEVELAND	L	7-24	Tampa Stadium	Tampa, FL	36,930	Spurrier
Nov. 28	at Oakland	L	16-49	Oakland-Alameda County Coliseum	Oakland, CA	49,590	Spurrier
Dec. 5	at Pittsburgh	L	0-42	Three Rivers Stadium	Pittsburgh, PA	43,385	Hanratty
Dec. 12	NEW ENGLAND	L	14-31	Tampa Stadium	Tampa, FL	41,517	Spurrier

### Fifth – AFC West

## 1977

**Head Coach: John McKay**  
**Preseason (2-4)**

DATE	OPPONENT	W/L	SCORE	STADIUM	CITY	ATTEND.	STARTING QB
Aug. 6	MIAMI	L	7-13	Tampa Stadium	Tampa, FL	66,056	Huff
Aug. 13	at Cincinnati	L	0-45	Riverfront Stadium	Cincinnati, OH	50,316	Boryla
Aug. 20	GREEN BAY	W	10-7	Tampa Stadium	Tampa, FL	49,045	Boryla
Aug. 27	vs. Atlanta	L	21-30	Tangerine Bowl	Orlando, FL	31,123	Huff
Sept. 3	at Buffalo	L	6-17	Rich Stadium	Orchard Park, NY	28,126	Dickinson
Sept. 10	BALTIMORE	W	14-0	Tampa Stadium	Tampa, FL	47,032	Hedberg

### Won 2, Lost 12

Sept. 18	at Philadelphia	L	3-13	Veterans Stadium	Philadelphia, PA	61,549	Hedberg
Sept. 24	MINNESOTA	L	3-9	Tampa Stadium	Tampa, FL	66,272	Hedberg
Oct. 2	at Dallas	L	7-23	Texas Stadium	Irving, TX	55,316	Huff
Oct. 9	WASHINGTON	L	0-10	Tampa Stadium	Tampa, FL	58,571	Hedberg
Oct. 16	at Seattle	L	23-30	Kingdome	Seattle, WA	54,783	Huff
Oct. 23	GREEN BAY	L	0-13	Tampa Stadium	Tampa, FL	47,635	Huff
Oct. 30	at San Francisco	L	10-20	Candlestick Park	San Francisco, CA	34,750	Blount
Nov. 6	at L.A. Rams	L	0-31	L.A. Coliseum	Los Angeles, CA	45,493	Blount
Nov. 13	N.Y. GIANTS	L	0-10	Tampa Stadium	Tampa, FL	46,518	Blount
Nov. 20	at Detroit	L	7-16	Pontiac Silverdome	Pontiac, MI	49,751	Blount
Nov. 27	ATLANTA	L	0-17	Tampa Stadium	Tampa, FL	43,592	Huff
Dec. 4	CHICAGO	L	0-10	Tampa Stadium	Tampa, FL	48,948	Hedberg
Dec. 11	at New Orleans	W	33-14	Louisiana Superdome	New Orleans, LA	40,124	Huff
Dec. 18	ST. LOUIS	W	17-7	Tampa Stadium	Tampa, FL	56,922	Huff

### Fifth – NFC Central

## 1978

Head Coach: John McKay  
Preseason (3-1)

DATE	OPPONENT	W/L	SCORE	STADIUM	CITY	ATTEND.	STARTING QB
Aug. 5	CINCINNATI	W	17-0	Tampa Stadium	Tampa, FL	60,106	Huff
Aug. 12	BALTIMORE	W	23-12	Tampa Stadium	Tampa, FL	61,112	Huff
Aug. 19	at New Orleans	W	14-3	Louisiana Superdome	New Orleans, LA	46,282	Boryla
Aug. 25	MIAMI	L	20-24	Tampa Stadium	Tampa, FL	68,132	Huff

## Won 5, Lost 11

## Fifth – NFC Central

Sept. 2•	N.Y. GIANTS	L	13-19	Tampa Stadium	Tampa, FL	67,456	Williams
Sept. 9	DETROIT	L	7-15	Tampa Stadium	Tampa, FL	64,445	Boryla
Sept. 17	at Minnesota	W	16-10	Metropolitan Stadium	Bloomington, MN	46,152	Williams
Sept. 24	ATLANTA	W	14-9	Tampa Stadium	Tampa, FL	58,073	Williams
Oct. 1••	MINNESOTA	L	7-24	Tampa Stadium	Tampa, FL	65,972	Williams
Oct. 8	at Kansas City	W	30-13	Arrowhead Stadium	Kansas City, MO	38,201	Williams
Oct. 15	at N.Y. Giants	L	14-17	Giants Stadium	East Rutherford, NJ	68,025	Williams
Oct. 22•	CHICAGO	W	33-19	Tampa Stadium	Tampa, FL	68,146	Williams
Oct. 29	at Green Bay	L	7-9	Lambeau Field	Green Bay, WI	55,108	Williams
Nov. 5	at L.A. Rams	L	23-26	L.A. Coliseum	Los Angeles, CA	55,182	Williams
Nov. 12	at Detroit	L	23-34	Pontiac Silverdome	Pontiac, MI	60,320	Rae
Nov. 19	BUFFALO	W	31-10	Tampa Stadium	Tampa, FL	61,383	Rae
Nov. 26	at Chicago	L	3-14	Soldier Field	Chicago, IL	42,373	Rae
Dec. 3••	GREEN BAY	L	7-17	Tampa Stadium	Tampa, FL	67,754	Rae
Dec. 10	at San Francisco	L	3-6	Candlestick Park	San Francisco, CA	30,931	Rae
Dec. 17	NEW ORLEANS	L	10-17	Tampa Stadium	Tampa, FL	51,207	Williams

## 1979

Head Coach: John McKay  
Preseason (2-2)

DATE	OPPONENT	W/L	SCORE	STADIUM	CITY	ATTEND.	STARTING QB
Aug. 4	WASHINGTON	L	7-9	Tampa Stadium	Tampa, FL	64,493	Williams
Aug. 11	MIAMI	L	7-13	Tampa Stadium	Tampa, FL	64,481	Williams
Aug. 18	NEW ORLEANS	W	14-7	Tampa Stadium	Tampa, FL	49,042	Williams
Aug. 25	at Cincinnati	W	24-13	Riverfront Stadium	Cincinnati, OH	44,120	Williams

## Won 10, Lost 6

## First – NFC Central

Sept. 1•	DETROIT	W	31-16	Tampa Stadium	Tampa, FL	68,225	Williams
Sept. 9	at Baltimore	W	29-26 (OT)	Memorial Stadium	Baltimore, MD	36,374	Williams
Sept. 16	at Green Bay	W	21-10	Lambeau Field	Green Bay, WI	55,498	Williams
Sept. 23••	L.A. RAMS	W	21-6	Tampa Stadium	Tampa, FL	69,497	Williams
Sept. 30	at Chicago	W	17-13	Soldier Field	Chicago, IL	55,258	Williams
Oct. 7	at N.Y. Giants	L	14-17	Giants Stadium	East Rutherford, NJ	72,841	Williams
Oct. 14••	NEW ORLEANS	L	14-42	Tampa Stadium	Tampa, FL	67,640	Williams
Oct. 21••	GREEN BAY	W	21-3	Tampa Stadium	Tampa, FL	67,186	Williams
Oct. 28	at Minnesota	W	12-10	Metropolitan Stadium	Bloomington, MN	46,906	Williams
Nov. 4	at Atlanta	L	14-17	Fulton County Stadium	Atlanta, GA	55,150	Williams
Nov. 11	at Detroit	W	16-14	Pontiac Silverdome	Pontiac, MI	70,461	Williams
Nov. 18•	N.Y. GIANTS	W	31-3	Tampa Stadium	Tampa, FL	70,261	Williams
Nov. 25••	MINNESOTA	L	22-23	Tampa Stadium	Tampa, FL	70,039	Williams
Dec. 2••	CHICAGO	L	0-14	Tampa Stadium	Tampa, FL	69,508	Williams
Dec. 9	at San Francisco	L	7-23	Candlestick Park	San Francisco, CA	44,506	Williams
Dec. 16•	KANSAS CITY	W	3-0	Tampa Stadium	Tampa, FL	63,624	Williams

## NFC DIVISIONAL PLAYOFF GAME

Dec. 29••	PHILADELPHIA	W	24-17	Tampa Stadium	Tampa, FL	71,402	Williams
-----------	--------------	---	-------	---------------	-----------	--------	----------

## NFC CHAMPIONSHIP GAME

Jan. 6••	L.A. RAMS	L	0-9	Tampa Stadium	Tampa, FL	72,033	Williams
----------	-----------	---	-----	---------------	-----------	--------	----------

1980

## Head Coach: John McKay Preseason (3-1)

DATE	OPPONENT	W/L	SCORE	STADIUM	CITY	ATTEND.	STARTING QB
Aug. 11	at Houston	W	21-7	Astrodome	Houston, TX	48,827	Fusina
Aug. 16	ST. LOUIS	L	14-21	Tampa Stadium	Tampa, FL	68,384	Williams
Aug. 23	CINCINNATI	W	20-14 (OT)	Tampa Stadium	Tampa, FL	59,113	Williams
Aug. 29	WASHINGTON	W	11-6	Tampa Stadium	Tampa, FL	62,555	Rae

### Won 5, Lost 10, Tied 1

Sept. 7	at Cincinnati	W	17-12	Riverfront Stadium	Cincinnati, OH	35,551	Williams
Sept. 11•	L.A. RAMS	W	10-9	Tampa Stadium	Tampa, FL	66,576	Williams
Sept. 21	at Dallas	L	17-28	Texas Stadium	Irving, TX	62,750	Williams
Sept. 28•	CLEVELAND	L	27-34	Tampa Stadium	Tampa, FL	65,540	Williams
Oct. 6	at Chicago	L	0-23	Soldier Field	Chicago, IL	61,350	Williams
Oct. 12•	GREEN BAY	T	14-14 (OT)	Tampa Stadium	Tampa, FL	64,854	Williams
Oct. 19	at Houston	L	14-20	Astrodome	Houston, TX	48,167	Williams
Oct. 26	at San Francisco	W	24-23	Candlestick Park	San Francisco, CA	51,925	Williams
Nov. 2•	N.Y. GIANTS	W	30-13	Tampa Stadium	Tampa, FL	68,256	Williams
Nov. 9•	PITTSBURGH	L	21-24	Tampa Stadium	Tampa, FL	71,636	Williams
Nov. 16	at Minnesota	L	30-38	Metropolitan Stadium	Bloomington, MN	46,032	Williams
Nov. 23•	DETROIT	L	10-24	Tampa Stadium	Tampa, FL	64,976	Williams
Nov. 30	at Green Bay	W	20-17	Milwaukee County Stadium	Milwaukee, WI	54,225	Williams
Dec. 7•	MINNESOTA	L	10-21	Tampa Stadium	Tampa, FL	65,649	Williams
Dec. 14	at Detroit	L	14-27	Pontiac Silverdome	Pontiac, MI	77,098	Williams
Dec. 20•	CHICAGO	L	13-14	Tampa Stadium	Tampa, FL	55,298	Williams

### Tied Fourth – NFC Central

1981

## Head Coach: John McKay Preseason (1-3)

DATE	OPPONENT	W/L	SCORE	STADIUM	CITY	ATTEND.	STARTING QB
Aug. 8	CINCINNATI	L	17-24	Tampa Stadium	Tampa, FL	67,554	Williams
Aug. 15	NEW ENGLAND	L	16-17	Tampa Stadium	Tampa, FL	62,785	Williams
Aug. 22	HOUSTON	W	27-17	Tampa Stadium	Tampa, FL	64,734	Williams
Aug. 28	at Atlanta	L	7-27	Fulton County Stadium	Atlanta, GA	53,668	Fusina

### Won 9, Lost 7

Sept. 5•	MINNESOTA	W	21-13	Tampa Stadium	Tampa, FL	66,287	Williams
Sept. 13	at Kansas City	L	10-19	Arrowhead Stadium	Kansas City, MO	50,555	Williams
Sept. 20	at Chicago	L	17-28	Soldier Field	Chicago, IL	60,130	Williams
Sept. 27•	ST. LOUIS	W	20-10	Tampa Stadium	Tampa, FL	65,850	Williams
Oct. 4•	DETROIT	W	28-10	Tampa Stadium	Tampa, FL	71,733	Williams
Oct. 11	at Green Bay	W	21-10	Lambeau Field	Green Bay, WI	52,264	Williams
Oct. 18	at Oakland	L	16-18	Oakland-Alameda County Coliseum	Oakland, CA	42,288	Williams
Oct. 25	at Philadelphia	L	10-20	Veterans Stadium	Philadelphia, PA	70,174	Williams
Nov. 1•	CHICAGO	W	20-10	Tampa Stadium	Tampa, FL	68,688	Williams
Nov. 8	at Minnesota	L	10-25	Metropolitan Stadium	Bloomington, MN	47,038	Williams
Nov. 15•	DENVER	L	7-24	Tampa Stadium	Tampa, FL	64,518	Williams
Nov. 22•	GREEN BAY	W	37-3	Tampa Stadium	Tampa, FL	63,251	Williams
Nov. 29	at New Orleans	W	31-14	Louisiana Superdome	New Orleans, LA	62,209	Williams
Dec. 6•	ATLANTA	W	24-23	Tampa Stadium	Tampa, FL	69,221	Williams
Dec. 13•	SAN DIEGO	L	23-24	Tampa Stadium	Tampa, FL	67,388	Williams
Dec. 20	at Detroit	W	20-17	Pontiac Silverdome	Pontiac, MI	80,444	Williams

### First – NFC Central

### NFC DIVISIONAL PLAYOFF GAME

Jan. 2	at Dallas	L	0-38	Texas Stadium	Irving, TX	64,848	Williams
--------	-----------	---	------	---------------	------------	--------	----------

## 1982

Head Coach: John McKay  
Preseason (3-1)

DATE	OPPONENT	W/L	SCORE	STADIUM	CITY	ATTEND.	STARTING QB
Aug. 14	PHILADELPHIA	W	35-7	Tampa Stadium	Tampa, FL	65,659	Williams
Aug. 21	WASHINGTON	W	28-13	Tampa Stadium	Tampa, FL	63,896	Williams
Aug. 28	at Houston	L	6-21	Astrodome	Houston, TX	41,007	Golsteyn
Sept. 3	ATLANTA	W	34-0	Tampa Stadium	Tampa, FL	62,933	Williams

## Won 5, Lost 4

Sept. 12	at Minnesota	L	10-17	HHH Metrodome	Minneapolis, MN	58,440	Williams
Sept. 19•	WASHINGTON	L	13-21	Tampa Stadium	Tampa, FL	66,187	Williams
Nov. 21	at Dallas	L	9-14	Texas Stadium	Irving, TX	49,578	Williams
Nov. 29••	MIAMI	W	23-17	Tampa Stadium	Tampa, FL	65,854	Williams
Dec. 5	at New Orleans	W	13-10	Louisiana Superdome	New Orleans, LA	61,709	Williams
Dec. 12	at N.Y. Jets	L	17-32	Shea Stadium	Flushing, NY	28,147	Williams
Dec. 19•	BUFFALO	W	24-23	Tampa Stadium	Tampa, FL	62,510	Williams
Dec. 26•	DETROIT	W	23-21	Tampa Stadium	Tampa, FL	65,997	Williams
Jan. 2••	CHICAGO	W	26-23 (OT)	Tampa Stadium	Tampa, FL	68,112	Williams

## Tied Fourth – NFC Central

## NFC FIRST ROUND PLAYOFF GAME

Jan. 9	at Dallas	L	17-30	Texas Stadium	Irving, TX	65,042	Williams
--------	-----------	---	-------	---------------	------------	--------	----------

## 1983

Head Coach: John McKay  
Preseason (4-0)

DATE	OPPONENT	W/L	SCORE	STADIUM	CITY	ATTEND.	STARTING QB
Aug. 6	NEW ORLEANS	W	20-17	Tampa Stadium	Tampa, FL	53,111	Thompson
Aug. 13	at Houston	W	23-17	Astrodome	Houston, TX	41,107	Thompson
Aug. 20	ATLANTA	W	17-6	Tampa Stadium	Tampa, FL	57,237	Thompson
Aug. 26	NEW ENGLAND	W	41-21	Tampa Stadium	Tampa, FL	52,108	Golsteyn

## Won 2, Lost 14

Sept. 4	DETROIT	L	0-11	Tampa Stadium	Tampa, FL	62,154	Golsteyn
Sept. 11	at Chicago	L	10-17	Soldier Field	Chicago, IL	58,186	Golsteyn
Sept. 18	MINNESOTA	L	16-19 (OT)	Tampa Stadium	Tampa, FL	57,567	Thompson
Sept. 25	CINCINNATI	L	17-23	Tampa Stadium	Tampa, FL	56,023	Thompson
Oct. 2	at Green Bay	L	14-55	Lambeau Field	Green Bay, WI	54,272	Thompson
Oct. 9	at Dallas	L	24-27 (OT)	Texas Stadium	Irving, TX	63,308	Thompson
Oct. 16	ST. LOUIS	L	27-34	Tampa Stadium	Tampa, FL	48,224	Thompson
Oct. 23	NEW ORLEANS	L	21-24	Tampa Stadium	Tampa, FL	48,242	Thompson
Oct. 30	at Pittsburgh	L	12-17	Three Rivers Stadium	Pittsburgh, PA	57,648	Thompson
Nov. 6	at Minnesota	W	17-12	HHH Metrodome	Minneapolis, MN	59,239	Thompson
Nov. 13	at Cleveland	L	0-20	Cleveland Municipal Stadium	Cleveland, OH	56,091	Thompson
Nov. 20	CHICAGO	L	0-27	Tampa Stadium	Tampa, FL	36,816	Golsteyn
Nov. 27	HOUSTON	W	33-24	Tampa Stadium	Tampa, FL	38,625	Thompson
Dec. 4	at San Francisco	L	21-35	Candlestick Park	San Francisco, CA	49,773	Thompson
Dec. 12	GREEN BAY	L	9-12 (OT)	Tampa Stadium	Tampa, FL	50,763	Thompson
Dec. 18	at Detroit	L	20-23	Pontiac Silverdome	Pontiac, MI	78,392	Thompson

## Fifth – NFC Central



1984

## Head Coach: John McKay Preseason (3-2)

DATE	OPPONENT	W/L	SCORE	STADIUM	CITY	ATTEND.	STARTING QB
July 28	vs. Seattle	L	0-38	Fawcett Stadium	Canton, OH	22,250	Thompson
Aug. 4	HOUSTON	W	30-17	Tampa Stadium	Tampa, FL	32,774	Thompson
Aug. 11	CINCINNATI	W	21-13	Tampa Stadium	Tampa, FL	33,588	Thompson
Aug. 18	at Atlanta	L	21-52	Fulton County Stadium	Atlanta, GA	29,610	DeBerg
Aug. 24	MIAMI	W	14-13	Tampa Stadium	Tampa, FL	53,023	Thompson

### Won 6, Lost 10

Sept. 2	at Chicago	L	14-34	Soldier Field	Chicago, IL	58,789	Thompson
Sept. 9	at New Orleans	L	13-17	Louisiana Superdome	New Orleans, LA	54,686	Thompson
Sept. 16	DETROIT	W	21-17	Tampa Stadium	Tampa, FL	44,560	Thompson
Sept. 23	at N.Y. Giants	L	14-17	Giants Stadium	East Rutherford, NJ	72,650	DeBerg
Sept. 30	GREEN BAY	W	30-27 (OT)	Tampa Stadium	Tampa, FL	44,487	DeBerg
Oct. 7	MINNESOTA	W	35-31	Tampa Stadium	Tampa, FL	47,405	DeBerg
Oct. 14	at Detroit	L	7-13 (OT)	Pontiac Silverdome	Pontiac, MI	44,308	DeBerg
Oct. 21	CHICAGO	L	9-44	Tampa Stadium	Tampa, FL	60,003	DeBerg
Oct. 28	at Kansas City	L	20-24	Arrowhead Stadium	Kansas City, MO	41,710	DeBerg
Nov. 4	at Minnesota	L	24-27	HHH Metrodome	Minneapolis, MN	54,949	DeBerg
Nov. 11	N.Y. GIANTS	W	20-17	Tampa Stadium	Tampa, FL	46,534	DeBerg
Nov. 18	at San Francisco	L	17-24	Candlestick Park	San Francisco, CA	57,704	DeBerg
Nov. 25	L.A. RAMS	L	33-34	Tampa Stadium	Tampa, FL	42,242	DeBerg
Dec. 2	at Green Bay	L	14-27	Lambeau Field	Green Bay, WI	46,800	DeBerg
Dec. 9	ATLANTA	W	23-6	Tampa Stadium	Tampa, FL	33,808	DeBerg
Dec. 16	N.Y. JETS	W	41-21	Tampa Stadium	Tampa, FL	43,817	DeBerg

### Third – NFC Central

1985

## Head Coach: Leeman Bennett Preseason (1-3)

DATE	OPPONENT	W/L	SCORE	STADIUM	CITY	ATTEND.	STARTING QB
Aug. 10	PITTSBURGH	L	27-42	Tampa Stadium	Tampa, FL	47,447	DeBerg
Aug. 17	ATLANTA	L	17-23	Tampa Stadium	Tampa, FL	34,040	Thompson
Aug. 24	at New Orleans	W	14-10	Louisiana Superdome	New Orleans, LA	49,337	DeBerg
Aug. 30	WASHINGTON	L	7-20	Tampa Stadium	Tampa, FL	33,640	DeBerg

### Won 2, Lost 14

Sept. 8	at Chicago	L	28-38	Soldier Field	Chicago, IL	57,828	DeBerg
Sept. 15	MINNESOTA	L	16-31	Tampa Stadium	Tampa, FL	46,188	DeBerg
Sept. 22	at New Orleans	L	13-20	Louisiana Superdome	New Orleans, LA	45,320	DeBerg
Sept. 29	at Detroit	L	9-30	Pontiac Silverdome	Pontiac, MI	45,023	DeBerg
Oct. 6	CHICAGO	L	19-27	Tampa Stadium	Tampa, FL	51,795	DeBerg
Oct. 13	L.A. RAMS	L	27-31	Tampa Stadium	Tampa, FL	39,607	DeBerg
Oct. 20	at Miami	L	38-41	Orange Bowl	Miami, FL	62,335	DeBerg
Oct. 27	NEW ENGLAND	L	14-32	Tampa Stadium	Tampa, FL	34,661	DeBerg
Nov. 3	at N.Y. Giants	L	20-22	Giants Stadium	East Rutherford, NJ	72,031	DeBerg
Nov. 10	ST. LOUIS	W	16-0	Tampa Stadium	Tampa, FL	34,736	DeBerg
Nov. 17	at N.Y. Jets	L	28-62	Giants Stadium	East Rutherford, NJ	65,344	DeBerg
Nov. 24	DETROIT	W	19-16 (OT)	Tampa Stadium	Tampa, FL	43,471	Young
Dec. 1	at Green Bay	L	0-21	Lambeau Field	Green Bay, WI	19,856	Young
Dec. 8	at Minnesota	L	7-26	HHH Metrodome	Minneapolis, MN	51,593	Young
Dec. 15	INDIANAPOLIS	L	23-31	Tampa Stadium	Tampa, FL	25,577	Young
Dec. 22	GREEN BAY	L	17-20	Tampa Stadium	Tampa, FL	33,992	Young

### Fifth – NFC Central

## 1986

Head Coach: Leeman Bennett  
Preseason (0-4)

DATE	OPPONENT	W/L	SCORE	STADIUM	CITY	ATTEND.	STARTING QB
Aug. 9	ST. LOUIS	L	10-26	Tampa Stadium	Tampa, FL	31,550	Young
Aug. 16	ATLANTA	L	17-20	Tampa Stadium	Tampa, FL	28,797	DeBerg
Aug. 23	WASHINGTON	L	13-21	Tampa Stadium	Tampa, FL	45,136	DeBerg
Aug. 29	at Miami	L	3-21	Orange Bowl	Miami, FL	45,766	DeBerg

## Won 2, Lost 14

Sept. 7	SAN FRANCISCO	L	7-31	Tampa Stadium	Tampa, FL	50,780	DeBerg
Sept. 14	MINNESOTA	L	10-23	Tampa Stadium	Tampa, FL	34,579	DeBerg
Sept. 21	at Detroit	W	24-20	Pontiac Silverdome	Pontiac, MI	38,453	Young
Sept. 28	ATLANTA	L	20-23 (OT)	Tampa Stadium	Tampa, FL	38,950	Young
Oct. 5	at L.A. Rams	L	20-26 (OT)	Anaheim Stadium	Anaheim, CA	50,585	Young
Oct. 12	ST. LOUIS	L	19-30	Tampa Stadium	Tampa, FL	33,307	Young
Oct. 19	at New Orleans	L	7-38	Louisiana Superdome	New Orleans, LA	43,355	Young
Oct. 26	at Kansas City	L	20-27	Arrowhead Stadium	Kansas City, MO	36,230	Young
Nov. 2	BUFFALO	W	34-28	Tampa Stadium	Tampa, FL	32,806	Young
Nov. 9	CHICAGO	L	3-23	Tampa Stadium	Tampa, FL	70,097	Young
Nov. 16	at Green Bay	L	7-31	Milwaukee County Stadium	Milwaukee, WI	48,271	Young
Nov. 23	DETROIT	L	17-38	Tampa Stadium	Tampa, FL	30,029	Young
Nov. 30	at Minnesota	L	13-45	HHH Metrodome	Minneapolis, MN	56,235	Young
Dec. 7	at Chicago	L	14-48	Soldier Field	Chicago, IL	52,746	Young
Dec. 14	GREEN BAY	L	7-21	Tampa Stadium	Tampa, FL	30,099	Young
Dec. 21	at St. Louis	L	17-21	Busch Stadium	St. Louis, MO	23,957	Young

## Fifth – NFC Central

## 1987

Head Coach: Ray Perkins  
Preseason (2-2)

DATE	OPPONENT	W/L	SCORE	STADIUM	CITY	ATTEND.	STARTING QB
Aug. 15	CINCINNATI	L	30-31	Tampa Stadium	Tampa, FL	52,747	DeBerg
Aug. 22	N.Y. JETS	W	29-27	Tampa Stadium	Tampa, FL	56,598	DeBerg
Aug. 29	WASHINGTON	W	17-10	Tampa Stadium	Tampa, FL	63,845	DeBerg
Sept. 5	at Indianapolis	L	16-23	Hoosier Dome	Indianapolis, IN	50,111	DeBerg

## Won 4, Lost 11

Sept. 13	ATLANTA	W	48-10	Tampa Stadium	Tampa, FL	51,250	DeBerg
Sept. 20	at Chicago	L	3-20	Soldier Field	Chicago, IL	63,551	DeBerg
Oct. 4	at Detroit	W	31-27	Pontiac Silverdome	Pontiac, MI	4,919	Reaves
Oct. 11	SAN DIEGO	L	13-17	Tampa Stadium	Tampa, FL	23,873	Reaves
Oct. 18	MINNESOTA	W	20-10	Tampa Stadium	Tampa, FL	20,850	Zorn
Oct. 25••	CHICAGO	L	26-27	Tampa Stadium	Tampa, FL	70,747	DeBerg
Nov. 1	at Green Bay	W	23-17	Milwaukee County Stadium	Milwaukee, WI	50,308	DeBerg
Nov. 8	at St. Louis	L	28-31	Busch Stadium	St. Louis, MO	22,449	DeBerg
Nov. 15	at Minnesota	L	17-23	HHH Metrodome	Minneapolis, MN	48,605	DeBerg
Nov. 22	SAN FRANCISCO	L	10-24	Tampa Stadium	Tampa, FL	63,211	DeBerg
Nov. 29	at L.A. Rams	L	3-35	Anaheim Stadium	Anaheim, CA	45,188	DeBerg
Dec. 6	at New Orleans	L	34-44	Louisiana Superdome	New Orleans, LA	66,471	Testaverde
Dec. 13	DETROIT	L	10-20	Tampa Stadium	Tampa, FL	41,699	Testaverde
Dec. 20	ST. LOUIS	L	14-31	Tampa Stadium	Tampa, FL	32,046	Testaverde
Dec. 27	at Indianapolis	L	6-24	Hoosier Dome	Indianapolis, IN	60,468	Testaverde

## Tied Fourth – NFC Central

1988

## Head Coach: Ray Perkins Preseason (0-4)

DATE	OPPONENT	W/L	SCORE	STADIUM	CITY	ATTEND.	STARTING QB
Aug. 6	INDIANAPOLIS	L	7-20	Tampa Stadium	Tampa, FL	44,258	Testaverde
Aug. 13	CLEVELAND	L	3-23	Tampa Stadium	Tampa, FL	50,074	Testaverde
Aug. 20	at Atlanta	L	14-19	Fulton County Stadium	Atlanta, GA	18,141	Testaverde
Aug. 25	vs. Buffalo	L	7-14	Vanderbilt Stadium	Nashville, TN	20,600	Testaverde
<b>Won 5, Lost 11</b>				<b>Third – NFC Central</b>			
Sept. 4	PHILADELPHIA	L	14-41	Tampa Stadium	Tampa, FL	43,502	Testaverde
Sept. 11	at Green Bay	W	13-10	Lambeau Field	Green Bay, WI	52,584	Testaverde
Sept. 18	PHOENIX	L	24-30	Tampa Stadium	Tampa, FL	35,034	Testaverde
Sept. 25	at New Orleans	L	9-13	Louisiana Superdome	New Orleans, LA	66,671	Testaverde
Oct. 2	GREEN BAY	W	27-24	Tampa Stadium	Tampa, FL	40,003	Testaverde
Oct. 9	at Minnesota	L	13-14	HHH Metrodome	Minneapolis, MN	55,274	Testaverde
Oct. 16	at Indianapolis	L	31-35	Hoosier Dome	Indianapolis, IN	53,135	Testaverde
Oct. 23	MINNESOTA	L	20-49	Tampa Stadium	Tampa, FL	48,020	Testaverde
Oct. 30•	MIAMI	L	14-17	Tampa Stadium	Tampa, FL	67,352	Ferguson
Nov. 6	at Chicago	L	10-28	Soldier Field	Chicago, IL	56,892	Testaverde
Nov. 13	at Detroit	W	23-20	Pontiac Silverdome	Pontiac, MI	25,956	Testaverde
Nov. 20•	CHICAGO	L	15-27	Tampa Stadium	Tampa, FL	67,070	Testaverde
Nov. 27	at Atlanta	L	10-17	Fulton County Stadium	Atlanta, GA	14,020	Testaverde
Dec. 4	BUFFALO	W	10-5	Tampa Stadium	Tampa, FL	49,498	Testaverde
Dec. 11	at New England	L	7-10 (OT)	Sullivan Stadium	Foxboro, MA	39,889	Testaverde
Dec. 18	DETROIT	W	21-10	Tampa Stadium	Tampa, FL	37,778	Testaverde

1989

## Head Coach: Ray Perkins Preseason (3-1)

DATE	OPPONENT	W/L	SCORE	STADIUM	CITY	ATTEND.	STARTING QB
Aug. 12	HOUSTON	W	41-23	Tampa Stadium	Tampa, FL	37,830	Testaverde
Aug. 19	ATLANTA	W	27-0	Tampa Stadium	Tampa, FL	28,330	Testaverde
Aug. 26	at Indianapolis	L	0-30	Hoosier Dome	Indianapolis, IN	54,750	Testaverde
Sept. 2	at Cleveland	W	27-10	Cleveland Municipal Stadium	Cleveland, OH	62,486	Testaverde
<b>Won 5, Lost 11</b>				<b>Fifth – NFC Central</b>			
Sept. 10	at Green Bay	W	23-21	Lambeau Field	Green Bay, WI	55,650	Testaverde
Sept. 17	SAN FRANCISCO	L	16-20	Tampa Stadium	Tampa, FL	64,087	Testaverde
Sept. 24	NEW ORLEANS	W	20-10	Tampa Stadium	Tampa, FL	44,053	Testaverde
Oct. 1	at Minnesota	L	3-17	HHH Metrodome	Minneapolis, MN	54,817	Testaverde
Oct. 8••	CHICAGO	W	42-35	Tampa Stadium	Tampa, FL	72,077	Testaverde
Oct. 15	DETROIT	L	16-17	Tampa Stadium	Tampa, FL	46,225	Ferguson
Oct. 22	at Washington	L	28-32	RFK Stadium	Washington, D.C.	52,862	Testaverde
Oct. 29	at Cincinnati	L	23-56	Riverfront Stadium	Cincinnati, OH	57,225	Testaverde
Nov. 5	CLEVELAND	L	31-42	Tampa Stadium	Tampa, FL	69,162	Testaverde
Nov. 12	MINNESOTA	L	10-24	Tampa Stadium	Tampa, FL	56,271	Testaverde
Nov. 19	at Chicago	W	32-31	Soldier Field	Chicago, IL	63,826	Testaverde
Nov. 26	at Phoenix	W	14-13	Sun Devil Stadium	Tempe, AZ	33,297	Testaverde
Dec. 3	GREEN BAY	L	16-17	Tampa Stadium	Tampa, FL	58,120	Testaverde
Dec. 10	at Houston	L	17-20	Astrodome	Houston, TX	54,532	Testaverde
Dec. 17	at Detroit	L	7-33	Pontiac Silverdome	Pontiac, MI	40,362	Testaverde
Dec. 24	PITTSBURGH	L	22-31	Tampa Stadium	Tampa, FL	29,690	Ferguson

## 1990

## Head Coach:

Ray Perkins (13 Games), Richard Williamson (3 Games)

## Preseason (3-1)

DATE	OPPONENT	W/L	SCORE	STADIUM	CITY	ATTEND.	STARTING QB
Aug. 11	CINCINNATI	W	30-17	Tampa Stadium	Tampa, FL	51,014	Testaverde
Aug. 18	vs. New England	W	44-10	Gator Bowl	Jacksonville, FL	51,066	Testaverde
Aug. 24	at Seattle	L	3-10	Kingdome	Seattle, WA	52,301	Testaverde
Aug. 30	N.Y. JETS	W	23-14	Tampa Stadium	Tampa, FL	40,118	Testaverde

## Won 6, Lost 10

Sept. 9	at Detroit	W	38-21	Pontiac Silverdome	Pontiac, MI	54,728	Testaverde
Sept. 16	L.A. RAMS	L	14-35	Tampa Stadium	Tampa, FL	59,705	Testaverde
Sept. 23	DETROIT	W	23-20	Tampa Stadium	Tampa, FL	55,075	Testaverde
Sept. 30	at Minnesota	W	23-20 (OT)	HHH Metrodome	Minneapolis, MN	54,462	Testaverde
Oct. 7	at Dallas	L	10-14	Texas Stadium	Irving, TX	60,076	Testaverde
Oct. 14	GREEN BAY	W	26-14	Tampa Stadium	Tampa, FL	67,472	Testaverde
Oct. 21•	DALLAS	L	13-17	Tampa Stadium	Tampa, FL	68,315	Testaverde
Oct. 28	at San Diego	L	10-41	Jack Murphy Stadium	San Diego, CA	40,653	Chandler
Nov. 4••	CHICAGO	L	6-26	Tampa Stadium	Tampa, FL	68,555	Testaverde
Nov. 11	at New Orleans	L	7-35	Louisiana Superdome	New Orleans, LA	67,865	Chandler
Nov. 18	at San Francisco	L	7-31	Candlestick Park	San Francisco, CA	62,221	Chandler
Nov. 25	at Green Bay (Milwaukee)	L	10-20	Milwaukee County Stadium	Milwaukee, WI	53,677	Testaverde
Dec. 2	ATLANTA	W	23-17	Tampa Stadium	Tampa, FL	42,839	Testaverde
Dec. 16	MINNESOTA	W	26-13	Tampa Stadium	Tampa, FL	47,272	Testaverde
Dec. 23	at Chicago	L	14-27	Soldier Field	Chicago, IL	46,456	Testaverde
Dec. 30	N.Y. JETS	L	14-16	Tampa Stadium	Tampa, FL	46,543	Testaverde

## Tied Second – NFC Central

## 1991

## Head Coach: Richard Williamson

## Preseason (3-1)

DATE	OPPONENT	W/L	SCORE	STADIUM	CITY	ATTEND.	STARTING QB
Aug. 5	at Cleveland	W	23-10	Cleveland Municipal Stadium	Cleveland, OH	64,753	Testaverde
Aug. 10	MIAMI	L	13-29	Tampa Stadium	Tampa, FL	51,387	Testaverde
Aug. 17	at Atlanta	W	12-7	Fulton County Stadium	Atlanta, GA	41,983	Testaverde
Aug. 23	KANSAS CITY	W	20-7	Tampa Stadium	Tampa, FL	33,996	Testaverde

## Won 3, Lost 13

## Fifth – NFC Central

Sept. 1	at N.Y. Jets	L	13-16	Giants Stadium	East Rutherford, NJ	61,204	Testaverde
Sept. 8	CHICAGO	L	20-21	Tampa Stadium	Tampa, FL	65,625	Testaverde
Sept. 15	at Green Bay	L	13-15	Lambeau Field	Green Bay, WI	58,114	Testaverde
Sept. 22	BUFFALO	L	10-17	Tampa Stadium	Tampa, FL	57,323	Testaverde
Sept. 29	at Detroit	L	3-31	Pontiac Silverdome	Pontiac, MI	48,784	Chandler
Oct. 6	PHILADELPHIA	W	14-13	Tampa Stadium	Tampa, FL	41,219	Testaverde
Oct. 20	at New Orleans	L	7-23	Louisiana Superdome	New Orleans, LA	68,591	Chandler
Oct. 27	GREEN BAY	L	0-27	Tampa Stadium	Tampa, FL	40,275	Chandler
Nov. 3	at Minnesota	L	13-28	HHH Metrodome	Minneapolis, MN	35,737	Testaverde
Nov. 10	DETROIT	W	30-21	Tampa Stadium	Tampa, FL	37,742	Testaverde
Nov. 17	at Atlanta	L	7-43	Fulton County Stadium	Atlanta, GA	41,274	Testaverde
Nov. 24••	N.Y. GIANTS	L	14-21	Tampa Stadium	Tampa, FL	63,698	Testaverde
Dec. 1	at Miami	L	14-33	Joe Robbie Stadium	Miami, FL	51,036	Testaverde
Dec. 8	MINNESOTA	L	24-26	Tampa Stadium	Tampa, FL	41,091	Testaverde
Dec. 14	at Chicago	L	0-27	Soldier Field	Chicago, IL	54,719	Carlson
Dec. 22	INDIANAPOLIS	W	17-3	Tampa Stadium	Tampa, FL	28,043	Testaverde

1992

## Head Coach: Sam Wyche Preseason (1-3)

DATE	OPPONENT	W/L	SCORE	STADIUM	CITY	ATTEND.	STARTING QB
Aug. 8	at Denver	L	10-31	Mile High Stadium	Denver, CO	66,521	Testaverde
Aug. 15	ATLANTA	W	40-28	Tampa Stadium	Tampa, FL	37,881	Erickson
Aug. 22	at Miami	L	7-22	Joe Robbie Stadium	Miami, FL	42,136	DeBerg
Aug. 28	CLEVELAND	L	3-24	Tampa Stadium	Tampa, FL	40,883	Testaverde

### Won 5, Lost 11

Sept. 6	PHOENIX	W	23-7	Tampa Stadium	Tampa, FL	41,315	Testaverde
Sept. 13	GREEN BAY	W	31-3	Tampa Stadium	Tampa, FL	50,051	Testaverde
Sept. 20	at Minnesota	L	20-26	HHH Metrodome	Minneapolis, MN	48,113	Testaverde
Sept. 27	at Detroit	W	27-23	Pontiac Silverdome	Pontiac, MI	51,374	Testaverde
Oct. 4	INDIANAPOLIS	L	14-24	Tampa Stadium	Tampa, FL	56,585	Testaverde
Oct. 18	at Chicago	L	14-31	Soldier Field	Chicago, IL	61,412	Testaverde
Oct. 25	DETROIT	L	7-38	Tampa Stadium	Tampa, FL	53,995	Testaverde
Nov. 1	at New Orleans	L	21-23	Louisiana Superdome	New Orleans, LA	68,591	DeBerg
Nov. 8	MINNESOTA	L	7-35	Tampa Stadium	Tampa, FL	49,095	DeBerg
Nov. 15	CHICAGO	W	20-17	Tampa Stadium	Tampa, FL	69,102	Testaverde
Nov. 22	at San Diego	L	14-29	Jack Murphy Stadium	San Diego, CA	43,197	Testaverde
Nov. 29	at Green Bay	L	14-19	Milwaukee County Stadium	Milwaukee, WI	52,347	Testaverde
Dec. 6	L.A. RAMS	L	27-31	Tampa Stadium	Tampa, FL	38,387	Testaverde
Dec. 13	ATLANTA	L	7-35	Tampa Stadium	Tampa, FL	39,056	Testaverde
Dec. 19	at San Francisco	L	14-21	Candlestick Park	San Francisco, CA	60,519	Testaverde
Dec. 27	at Phoenix	W	7-3	Sun Devil Stadium	Tempe, AZ	29,645	Testaverde

### Tied Third – NFC Central

1993

## Head Coach: Sam Wyche Preseason (2-2)

DATE	OPPONENT	W/L	SCORE	STADIUM	CITY	ATTEND.	STARTING QB
Aug. 7	DENVER	L	7-23	Tampa Stadium	Tampa, FL	38,020	Erickson
Aug. 14	at Atlanta	L	10-20	Georgia Dome	Atlanta, GA	49,108	DeBerg
Aug. 21	vs. Buffalo	W	32-12	Florida Citrus Bowl	Orlando, FL	37,125	DeBerg
Aug. 27	CLEVELAND	W	23-20	Tampa Stadium	Tampa, FL	41,769	DeBerg

### Won 5, Lost 11

Sept. 5	KANSAS CITY	L	3-27	Tampa Stadium	Tampa, FL	63,378	DeBerg
Sept. 12	at N.Y. Giants	L	7-23	Giants Stadium	East Rutherford, NJ	75,891	Erickson
Sept. 26	at Chicago	L	17-47	Soldier Field	Chicago, IL	58,329	Erickson
Oct. 3	DETROIT	W	27-10	Tampa Stadium	Tampa, FL	40,794	Erickson
Oct. 10	at Minnesota	L	0-15	HHH Metrodome	Minneapolis, MN	53,562	Erickson
Oct. 24	GREEN BAY	L	14-37	Tampa Stadium	Tampa, FL	47,354	Erickson
Oct. 31	at Atlanta	W	31-24	Georgia Dome	Atlanta, GA	50,647	Erickson
Nov. 7	at Detroit	L	0-23	Pontiac Silverdome	Pontiac, MI	65,295	Erickson
Nov. 14	SAN FRANCISCO	L	21-45	Tampa Stadium	Tampa, FL	43,835	Erickson
Nov. 21	MINNESOTA	W	23-10	Tampa Stadium	Tampa, FL	40,848	Erickson
Nov. 28	at Green Bay	L	10-13	Lambeau Field	Green Bay, WI	56,995	Erickson
Dec. 5	WASHINGTON	L	17-23	Tampa Stadium	Tampa, FL	49,035	Erickson
Dec. 12	CHICAGO	W	13-10	Tampa Stadium	Tampa, FL	56,667	Erickson
Dec. 19	at L.A. Raiders	L	20-27	L.A. Coliseum	Los Angeles, CA	40,532	Erickson
Dec. 26	at Denver	W	17-10	Mile High Stadium	Denver, CO	73,434	Erickson
Jan. 2	SAN DIEGO	L	17-32	Tampa Stadium	Tampa, FL	35,587	Erickson

### Fifth – NFC Central



## 1994

Head Coach: Sam Wyche  
Preseason (2-2)

DATE	OPPONENT	W/L	SCORE	STADIUM	CITY	ATTEND.	STARTING QB
Aug. 6	CINCINNATI	W	17-16	Tampa Stadium	Tampa, FL	34,106	Erickson
Aug. 13	at Seattle	L	6-29	Husky Stadium	Seattle, WA	43,633	Erickson
Aug. 20	at Miami	W	29-14	Joe Robbie Stadium	Miami, FL	51,242	Erickson
Aug. 26	N.Y. JETS	L	9-10	Tampa Stadium	Tampa, FL	36,488	Erickson

## Won 6, Lost 10

Sept. 4	at Chicago	L	9-21	Soldier Field	Chicago, IL	61,844	Erickson
Sept. 11	INDIANAPOLIS	W	24-10	Tampa Stadium	Tampa, FL	36,631	Erickson
Sept. 18	NEW ORLEANS	L	7-9	Tampa Stadium	Tampa, FL	45,522	Erickson
Sept. 25	at Green Bay	L	3-30	Lambeau Field	Green Bay, WI	58,551	Erickson
Oct. 2	DETROIT	W	24-14	Tampa Stadium	Tampa, FL	38,012	Erickson
Oct. 9	at Atlanta	L	13-34	Georgia Dome	Atlanta, GA	52,633	Erickson
Oct. 23	at San Francisco	L	16-41	Candlestick Park	San Francisco, CA	62,741	Dilfer
Oct. 30	MINNESOTA	L	13-36	Tampa Stadium	Tampa, FL	42,110	Erickson
Nov. 6	CHICAGO	L	6-20	Tampa Stadium	Tampa, FL	60,821	Dilfer
Nov. 13	at Detroit	L	9-14	Pontiac Silverdome	Pontiac, MI	50,814	Erickson
Nov. 20	at Seattle	L	21-22	Kingdome	Seattle, WA	37,466	Erickson
Nov. 27	at Minnesota	W	20-17 (OT)	HHH Metrodome	Minneapolis, MN	47,259	Erickson
Dec. 4	WASHINGTON	W	26-21	Tampa Stadium	Tampa, FL	45,121	Erickson
Dec. 11	L.A. RAMS	W	24-14	Tampa Stadium	Tampa, FL	34,150	Erickson
Dec. 18	at Washington	W	17-14	RFK Stadium	Washington, DC	47,315	Erickson
Dec. 24*	GREEN BAY	L	19-34	Tampa Stadium	Tampa, FL	65,076	Erickson

## Fifth – NFC Central

## 1995

Head Coach: Sam Wyche  
Preseason (3-1)

DATE	OPPONENT	W/L	SCORE	STADIUM	CITY	ATTEND.	STARTING QB
Aug. 5	N.Y. JETS	L	3-9	Tampa Stadium	Tampa, FL	47,311	Dilfer
Aug. 11	at Cincinnati	W	31-7	Riverfront Stadium	Cincinnati, OH	46,374	Dilfer
Aug. 19	PITTSBURGH	W	20-7	Tampa Stadium	Tampa, FL	52,783	Dilfer
Aug. 25	vs. Miami (Orlando)	W	24-17	Florida Citrus Bowl	Orlando, FL	58,595	Dilfer

## Won 7, Lost 9

Sept. 3	at Philadelphia	W	21-6	Veterans Stadium	Philadelphia, PA	66,266	Dilfer
Sept. 10	at Cleveland	L	6-22	Cleveland Municipal Stadium	Cleveland, OH	61,083	Dilfer
Sept. 17**	CHICAGO	L	6-25	Tampa Stadium	Tampa, FL	71,507	Dilfer
Sept. 24	WASHINGTON	W	14-6	Tampa Stadium	Tampa, FL	49,234	Dilfer
Oct. 1	at Carolina	W	20-13	Memorial Stadium	Clemson, SC	50,076	Dilfer
Oct. 8	CINCINNATI	W	19-16	Tampa Stadium	Tampa, FL	41,732	Dilfer
Oct. 15	MINNESOTA	W	20-17 (OT)	Tampa Stadium	Tampa, FL	55,703	Dilfer
Oct. 22	ATLANTA	L	21-24	Tampa Stadium	Tampa, FL	66,135	Dilfer
Oct. 29	at Houston	L	7-19	Astrodome	Houston, TX	31,489	Dilfer
Nov. 12	at Detroit	L	24-27	Pontiac Silverdome	Pontiac, MI	60,644	Dilfer
Nov. 19	JACKSONVILLE	W	17-16	Tampa Stadium	Tampa, FL	71,629	Dilfer
Nov. 26	at Green Bay	L	13-35	Lambeau Field	Green Bay, WI	59,218	Dilfer
Dec. 3	at Minnesota	L	17-31	HHH Metrodome	Minneapolis, MN	52,879	Dilfer
Dec. 10	GREEN BAY	W	13-10 (OT)	Tampa Stadium	Tampa, FL	67,557	Dilfer
Dec. 17	at Chicago	L	10-31	Soldier Field	Chicago, IL	49,475	Dilfer
Dec. 23	DETROIT	L	10-37	Tampa Stadium	Tampa, FL	50,049	Dilfer

## Fifth – NFC Central

1996

## Head Coach: Tony Dungy Preseason (1-3)

DATE	OPPONENT	W/L	SCORE	STADIUM	CITY	ATTEND.	STARTING QB
Aug. 3	at Miami	L	10-13	Joe Robbie Stadium	Miami, FL	51,141	Dilfer
Aug. 10	ATLANTA	W	16-0	Houlihan's Stadium	Tampa, FL	32,855	Dilfer
Aug. 17	at Pittsburgh	L	3-13	Three Rivers Stadium	Pittsburgh, PA	50,522	Dilfer
Aug. 23	MIAMI	L	7-19	Houlihan's Stadium	Tampa, FL	40,137	Dilfer

### Won 6, Lost 10

Sept. 1	GREEN BAY	L	3-34	Houlihan's Stadium	Tampa, FL	54,102	Dilfer
Sept. 8	at Detroit	L	6-21	Pontiac Silverdome	Pontiac, MI	54,229	Dilfer
Sept. 15	at Denver	L	23-27	Mile High Stadium	Denver, CO	71,535	Dilfer
Sept. 22	SEATTLE	L	13-17	Houlihan's Stadium	Tampa, FL	30,212	Dilfer
Sept. 29	DETROIT	L	0-27	Houlihan's Stadium	Tampa, FL	34,961	Dilfer
Oct. 13	MINNESOTA	W	24-13	Houlihan's Stadium	Tampa, FL	32,175	Dilfer
Oct. 20	at Arizona	L	9-13	Sun Devil Stadium	Tempe, AZ	27,738	Dilfer
Oct. 27	at Green Bay	L	7-13	Lambeau Field	Green Bay, WI	60,627	Dilfer
Nov. 3	at Chicago	L	10-13	Soldier Field	Chicago, IL	58,727	Dilfer
Nov. 10	OAKLAND	W	20-17 (OT)	Houlihan's Stadium	Tampa, FL	45,392	Dilfer
Nov. 17	at San Diego	W	25-17	Jack Murphy Stadium	San Diego, CA	57,526	Dilfer
Nov. 24	NEW ORLEANS	W	13-7	Houlihan's Stadium	Tampa, FL	40,203	Dilfer
Dec. 1	at Carolina	L	0-24	Ericsson Stadium	Charlotte, NC	57,623	Dilfer
Dec. 8	WASHINGTON	W	24-10	Houlihan's Stadium	Tampa, FL	44,733	Dilfer
Dec. 15	at Minnesota	L	10-21	HHH Metrodome	Minneapolis, MN	49,302	Dilfer
Dec. 22	CHICAGO	W	34-19	Houlihan's Stadium	Tampa, FL	51,572	Dilfer

### Fourth – NFC Central

1997

## Head Coach: Tony Dungy Preseason (1-3)

DATE	OPPONENT	W/L	SCORE	STADIUM	CITY	ATTEND.	STARTING QB
Aug. 2	WASHINGTON	L	8-20	Houlihan's Stadium	Tampa, FL	41,360	Dilfer
Aug. 9	at Atlanta	L	12-17	Georgia Dome	Atlanta, GA	34,219	Dilfer
Aug. 16	MIAMI	W	24-10	Houlihan's Stadium	Tampa, FL	35,024	Dilfer
Aug. 22	vs. N.Y. Jets	L	9-15 (OT)	Florida Citrus Bowl	Orlando, FL	21,342	Dilfer

### Won 10, Lost 6

Aug. 31	SAN FRANCISCO	W	13-6	Houlihan's Stadium	Tampa, FL	62,554	Dilfer
Sept. 7	at Detroit	W	24-17	Pontiac Silverdome	Pontiac, MI	58,234	Dilfer
Sept. 14	at Minnesota	W	28-14	HHH Metrodome	Minneapolis, MN	63,697	Dilfer
Sept. 21••	MIAMI	W	31-21	Houlihan's Stadium	Tampa, FL	73,314	Dilfer
Sept. 28	ARIZONA	W	19-18	Houlihan's Stadium	Tampa, FL	53,804	Dilfer
Oct. 5	at Green Bay	L	16-21	Lambeau Field	Green Bay, WI	60,100	Dilfer
Oct. 12	DETROIT	L	9-27	Houlihan's Stadium	Tampa, FL	72,095	Dilfer
Oct. 26	MINNESOTA	L	6-10	Houlihan's Stadium	Tampa, FL	66,815	Dilfer
Nov. 2	at Indianapolis	W	31-28	RCA Dome	Indianapolis, IN	58,512	Dilfer
Nov. 9	at Atlanta	W	31-10	Georgia Dome	Atlanta, GA	46,018	Dilfer
Nov. 16••	NEW ENGLAND	W	27-7	Houlihan's Stadium	Tampa, FL	70,479	Dilfer
Nov. 23	at Chicago	L	7-13	Soldier Field	Chicago, IL	43,955	Dilfer
Nov. 30	at N.Y. Giants	W	20-8	Giants Stadium	East Rutherford, NJ	68,678	Dilfer
Dec. 7••	GREEN BAY	L	6-17	Houlihan's Stadium	Tampa, FL	73,523	Dilfer
Dec. 14	at N.Y. Jets	L	0-31	Giants Stadium	East Rutherford, NJ	60,122	Dilfer
Dec. 21••	CHICAGO	W	31-15	Houlihan's Stadium	Tampa, FL	70,930	Dilfer

### Second – NFC Central

### NFC WILD CARD PLAYOFF GAME

Dec. 28••	DETROIT	W	20-10	Houlihan's Stadium	Tampa, FL	73,361	Dilfer
-----------	---------	---	-------	--------------------	-----------	--------	--------

### NFC DIVISIONAL PLAYOFF GAME

Jan. 4	at Green Bay	L	7-21	Lambeau Field	Green Bay, WI	60,327	Dilfer
--------	--------------	---	------	---------------	---------------	--------	--------

## 1998

Head Coach: Tony Dungy  
Preseason (2-3)

DATE	OPPONENT	W/L	SCORE	STADIUM	CITY	ATTEND.	STARTING QB
Aug. 1	vs. Pittsburgh	W	30-6	Fawcett Stadium	Canton, OH	23,875	Dilfer
Aug. 8	vs. Kansas City	L	13-17	Owens Field	Norman, OK	43,657	Dilfer
Aug. 13	at Miami	L	13-14	Pro Player Stadium	Miami, FL	59,184	Dilfer
Aug. 24	at Oakland	W	41-7	Oakland-Alameda County Stadium	Oakland, CA	32,017	Dilfer
Aug. 28	at New Orleans	L	6-10	Louisiana Superdome	New Orleans, LA	43,774	Walsh

## Won 8, Lost 8

DATE	OPPONENT	W/L	SCORE	STADIUM	CITY	ATTEND.	STARTING QB
Sept. 6	at Minnesota	L	7-31	HHH Metrodome	Minneapolis, MN	62,538	Dilfer
Sept. 13	at Green Bay	L	15-23	Lambeau Field	Green Bay, WI	60,124	Dilfer
Sept. 20	CHICAGO	W	27-15	Raymond James Stadium	Tampa, FL	64,328	Dilfer
Sept. 28	at Detroit	L	6-27	Pontiac Silverdome	Pontiac, MI	74,724	Dilfer
Oct. 4	N.Y. GIANTS	W	20-3	Raymond James Stadium	Tampa, FL	64,989	Dilfer
Oct. 18	CAROLINA	W	16-13	Raymond James Stadium	Tampa, FL	63,600	Dilfer
Oct. 25	at New Orleans	L	3-9	Louisiana Superdome	New Orleans, LA	62,695	Dilfer
Nov. 1	MINNESOTA	W	27-24	Raymond James Stadium	Tampa, FL	64,979	Dilfer
Nov. 8	TENNESSEE	L	22-31	Raymond James Stadium	Tampa, FL	65,054	Dilfer
Nov. 15	at Jacksonville	L	24-29	ALLTEL Stadium	Jacksonville, FL	72,974	Dilfer
Nov. 22	DETROIT	L	25-28	Raymond James Stadium	Tampa, FL	64,265	Dilfer
Nov. 29	at Chicago	W	31-17	Soldier Field	Chicago, IL	51,938	Dilfer
Dec. 7	GREEN BAY	W	24-22	Raymond James Stadium	Tampa, FL	65,497	Dilfer
Dec. 13	PITTSBURGH	W	16-3	Raymond James Stadium	Tampa, FL	65,335	Dilfer
Dec. 19	at Washington	L	16-20	Jack Kent Cooke Stadium	Landover, MD	66,309	Dilfer
Dec. 27	at Cincinnati	W	35-0	Cinergy Field	Cincinnati, OH	49,826	Dilfer

## Third – NFC Central

## 1999

Head Coach: Tony Dungy  
Preseason (4-0)

DATE	OPPONENT	W/L	SCORE	STADIUM	CITY	ATTEND.	STARTING QB
Aug. 14	CLEVELAND	W	30-3	Raymond James Stadium	Tampa, FL	63,963	Dilfer
Aug. 21	at Kansas City	W	17-7	Arrowhead Stadium	Kansas City, MO	76,292	Dilfer
Aug. 28	NEW ENGLAND	W	45-14	Raymond James Stadium	Tampa, FL	64,092	Dilfer
Sept. 3	at Washington	W	16-13	Redskins Stadium	Landover, MD	63,722	Dilfer

## Won 11, Lost 5

DATE	OPPONENT	W/L	SCORE	STADIUM	CITY	ATTEND.	STARTING QB
Sept. 12	N.Y. GIANTS	L	13-17	Raymond James Stadium	Tampa, FL	65,026	Dilfer
Sept. 19	at Philadelphia	W	19-5	Veterans Stadium	Philadelphia, PA	64,285	Dilfer
Sept. 26	DENVER	W	13-10	Raymond James Stadium	Tampa, FL	65,297	Dilfer
Oct. 3	at Minnesota	L	14-21	HHH Metrodome	Minneapolis, MN	64,106	Dilfer
Oct. 10	at Green Bay	L	23-26	Lambeau Field	Green Bay, WI	59,868	Dilfer
Oct. 24	CHICAGO	W	6-3	Raymond James Stadium	Tampa, FL	65,283	Dilfer
Oct. 31	at Detroit	L	3-20	Pontiac Silverdome	Pontiac, MI	63,135	Zeier
Nov. 7	at New Orleans	W	31-16	Louisiana Superdome	New Orleans, LA	47,129	Dilfer
Nov. 14	KANSAS CITY	W	17-10	Raymond James Stadium	Tampa, FL	64,927	Dilfer
Nov. 21	ATLANTA	W	19-10	Raymond James Stadium	Tampa, FL	65,158	Dilfer
Nov. 28	at Seattle	W	16-3	Kingdome	Seattle, WA	66,314	Dilfer
Dec. 6	MINNESOTA	W	24-17	Raymond James Stadium	Tampa, FL	65,741	King
Dec. 12	DETROIT	W	23-16	Raymond James Stadium	Tampa, FL	65,536	King
Dec. 19	at Oakland	L	0-45	Network Associates Coliseum	Oakland, CA	46,395	King
Dec. 26	GREEN BAY	W	29-10	Raymond James Stadium	Tampa, FL	65,723	King
Jan. 2	at Chicago	W	20-6	Soldier Field	Chicago, IL	66,944	King

## First – NFC Central

## NFC DIVISIONAL PLAYOFF GAME

Jan. 15	WASHINGTON	W	14-13	Raymond James Stadium	Tampa, FL	65,835	King
---------	------------	---	-------	-----------------------	-----------	--------	------

## NFC CHAMPIONSHIP GAME

Jan. 23	at St. Louis	L	6-11	Trans World Dome	St. Louis, MO	66,496	King
---------	--------------	---	------	------------------	---------------	--------	------

# 2000

## Head Coach: Tony Dungy Preseason (3-1)

DATE	OPPONENT	W/L	SCORE	STADIUM	CITY	ATTEND.	STARTING QB
Aug. 4	WASHINGTON	W	13-12	Raymond James Stadium	Tampa, FL	65,003	King
Aug. 10	at Miami	L	13-15	Pro Player Stadium	Miami, FL	58,703	King
Aug. 20	at New England	W	31-21	Foxboro Stadium	Foxboro, MA	60,292	King
Aug. 25	KANSAS CITY	W	37-14	Raymond James Stadium	Tampa, FL	64,267	King

## Won 10, Lost 6

Sept. 3	at New England	W	21-16	Foxboro Stadium	Foxboro, MA	60,292	King
Sept. 10••	CHICAGO	W	41-0	Raymond James Stadium	Tampa, FL	65,569	King
Sept. 17	at Detroit	W	31-10	Pontiac Silverdome	Pontiac, MI	76,928	King
Sept. 24••	N.Y. JETS	L	17-21	Raymond James Stadium	Tampa, FL	65,619	King
Oct. 1	at Washington	L	17-20 (OT)	FedEx Field	Landover, MD	83,532	King
Oct. 9	at Minnesota	L	23-30	HHH Metrodome	Minneapolis, MN	64,162	King
Oct. 19••	DETROIT	L	14-28	Raymond James Stadium	Tampa, FL	65,557	King
Oct. 29••	MINNESOTA	W	41-13	Raymond James Stadium	Tampa, FL	65,589	King
Nov. 5	at Atlanta	W	27-14	Georgia Dome	Atlanta, GA	70,097	King
Nov. 12••	GREEN BAY	W	20-15	Raymond James Stadium	Tampa, FL	65,621	King
Nov. 19	at Chicago	L	10-13	Soldier Field	Chicago, IL	66,944	King
Nov. 26••	BUFFALO	W	31-17	Raymond James Stadium	Tampa, FL	65,546	King
Dec. 3••	DALLAS	W	27-7	Raymond James Stadium	Tampa, FL	65,621	King
Dec. 10	at Miami	W	16-13	Pro Player Stadium	Miami, FL	74,307	King
Dec. 18••	ST. LOUIS	W	38-35	Raymond James Stadium	Tampa, FL	65,653	King
Dec. 24	at Green Bay	L	14-17 (OT)	Lambeau Field	Green Bay, WI	59,692	King

## NFC WILD CARD PLAYOFF GAME

Dec. 31	at Philadelphia	L	3-21	Veterans Stadium	Philadelphia, PA	65,813	King
---------	-----------------	---	------	------------------	------------------	--------	------

## Second – NFC Central

# 2001

## Head Coach: Tony Dungy Preseason (1-3)

DATE	OPPONENT	W/L	SCORE	STADIUM	CITY	ATTEND.	STARTING QB
Aug. 13	MIAMI	L	14-17	Raymond James Stadium	Tampa, FL	65,308	B. Johnson
Aug. 18	at Cleveland	L	6-7	Cleveland Browns Stadium	Cleveland, OH	72,018	B. Johnson
Aug. 25	NEW ENGLAND	W	20-3	Raymond James Stadium	Tampa, FL	65,444	B. Johnson
Aug. 31	at Atlanta	L	7-36	Georgia Dome	Atlanta, GA	44,162	B. Johnson

## Won 9, Lost 7

Sept. 9	at Dallas	W	10-6	Texas Stadium	Irving, TX	61,521	B. Johnson
Sept. 30	at Minnesota	L	16-20	HHH Metrodome	Minneapolis, MN	64,105	B. Johnson
Oct. 7••	GREEN BAY	W	14-10	Raymond James Stadium	Tampa, FL	65,510	B. Johnson
Oct. 14	at Tennessee	L	28-31 (OT)	Adelphia Coliseum	Nashville, TN	68,798	B. Johnson
Oct. 21••	PITTSBURGH	L	10-17	Raymond James Stadium	Tampa, FL	65,588	B. Johnson
Oct. 28••	MINNESOTA	W	41-14	Raymond James Stadium	Tampa, FL	65,558	B. Johnson
Nov. 4	at Green Bay	L	20-21	Lambeau Field	Green Bay, WI	59,861	B. Johnson
Nov. 11	at Detroit	W	20-17	Pontiac Silverdome	Pontiac, MI	74,268	B. Johnson
Nov. 18••	CHICAGO	L	24-27	Raymond James Stadium	Tampa, FL	65,612	B. Johnson
Nov. 26	at St. Louis	W	24-17	Dome at America's Center	St. Louis, MO	66,198	B. Johnson
Dec. 2	at Cincinnati	W	16-13 (OT)	Paul Brown Stadium	Cincinnati, OH	52,135	B. Johnson
Dec. 9••	DETROIT	W	15-12	Raymond James Stadium	Tampa, FL	65,514	B. Johnson
Dec. 16	at Chicago	L	3-27	Soldier Field	Chicago, IL	66,944	B. Johnson
Dec. 23••	NEW ORLEANS	W	48-21	Raymond James Stadium	Tampa, FL	65,526	B. Johnson
Dec. 29••	BALTIMORE	W	22-10	Raymond James Stadium	Tampa, FL	65,619	B. Johnson
Jan. 6••	PHILADELPHIA	L	13-17	Raymond James Stadium	Tampa, FL	65,541	B. Johnson

## NFC WILD CARD PLAYOFF GAME

Jan. 12	at Philadelphia	L	9-31	Veterans Stadium	Philadelphia, PA	65,847	B. Johnson
---------	-----------------	---	------	------------------	------------------	--------	------------

## Third – NFC Central

## 2002

Head Coach: Jon Gruden  
Preseason (3-1)

DATE	OPPONENT	W/L	SCORE	STADIUM	CITY	ATTEND.	STARTING QB
Aug. 12	MIAMI	W	14-10	Raymond James Stadium	Tampa, FL	65,008	B. Johnson
Aug. 16	at Jacksonville	W	20-0	ALLTEL Stadium	Jacksonville, FL	47,036	B. Johnson
Aug. 24	WASHINGTON	L	10-40	Raymond James Stadium	Tampa, FL	65,598	B. Johnson
Aug. 30	at Houston	W	17-13	Reliant Stadium	Houston, TX	68,371	B. Johnson

## Won 12, Lost 4

Sept. 8••	NEW ORLEANS	L	20-26 (OT)	Raymond James Stadium	Tampa, FL	65,554	B. Johnson
Sept. 15	at Baltimore	W	25-0	Ravens Stadium	Baltimore, MD	69,304	B. Johnson
Sept. 23••	ST. LOUIS	W	26-14	Raymond James Stadium	Tampa, FL	65,652	B. Johnson
Sept. 29	at Cincinnati	W	35-7	Paul Brown Stadium	Cincinnati, OH	57,234	B. Johnson
Oct. 6	at Atlanta	W	20-6	Georgia Dome	Atlanta, GA	68,936	B. Johnson
Oct. 13••	CLEVELAND	W	17-3	Raymond James Stadium	Tampa, FL	65,625	B. Johnson
Oct. 20	at Philadelphia	L	10-20	Veterans Stadium	Philadelphia, PA	65,523	B. Johnson
Oct. 27	at Carolina	W	12-9	Ericsson Stadium	Charlotte, NC	72,892	R. Johnson
Nov. 3••	MINNESOTA	W	38-24	Raymond James Stadium	Tampa, FL	65,667	B. Johnson
Nov. 17••	CAROLINA	W	23-10	Raymond James Stadium	Tampa, FL	65,527	B. Johnson
Nov. 24••	GREEN BAY	W	21-7	Raymond James Stadium	Tampa, FL	65,672	B. Johnson
Dec. 1	at New Orleans	L	20-23	Louisiana Superdome	New Orleans, LA	68,226	B. Johnson
Dec. 8••	ATLANTA	W	34-10	Raymond James Stadium	Tampa, FL	65,648	B. Johnson
Dec. 15	at Detroit	W	23-20	Ford Field	Detroit, MI	61,942	B. Johnson
Dec. 23••	PITTSBURGH	L	7-17	Raymond James Stadium	Tampa, FL	65,684	King
Dec. 29	at Chicago	W	15-0	Memorial Stadium	Champaign, IL	55,832	R. Johnson

## First – NFC South

## NFC DIVISIONAL PLAYOFF GAME

Jan. 12••	SAN FRANCISCO	W	31-6	Raymond James Stadium	Tampa, FL	65,559	B. Johnson
-----------	---------------	---	------	-----------------------	-----------	--------	------------

## NFC CHAMPIONSHIP GAME

Jan. 19	at Philadelphia	W	27-10	Veterans Stadium	Philadelphia, PA	66,713	B. Johnson
---------	-----------------	---	-------	------------------	------------------	--------	------------

## SUPER BOWL XXXVII

Jan. 26	Oakland	W	48-21	Qualcomm Stadium	San Diego, CA	67,603	B. Johnson
---------	---------	---	-------	------------------	---------------	--------	------------

## 2003

Head Coach: Jon Gruden  
Preseason (4-1)

DATE	OPPONENT	W/L	SCORE	STADIUM	CITY	ATTEND.	STARTING QB
Aug. 2	vs. N.Y. Jets	W	30-14	Tokyo Dome	Tokyo, Japan	43,601	B. Johnson
Aug. 8	at Miami	W	20-19	Pro Player Stadium	Miami, FL	62,261	B. Johnson
Aug. 18	at St. Louis	L	16-26	Edward Jones Dome	St. Louis, MO	65,368	B. Johnson
Aug. 23	JACKSONVILLE	W	10-6	Raymond James Stadium	Tampa, FL	65,266	B. Johnson
Aug. 28	HOUSTON	W	34-3	Raymond James Stadium	Tampa, FL	64,808	B. Johnson

## Won 7, Lost 9

Sept. 8	at Philadelphia	W	17-0	Lincoln Financial Field	Philadelphia, PA	67,772	B. Johnson
Sept. 14••	CAROLINA	L	9-12 (OT)	Raymond James Stadium	Tampa, FL	65,621	B. Johnson
Sept. 21	at Atlanta	W	31-10	Georgia Dome	Atlanta, GA	70,871	B. Johnson
Oct. 6••	INDIANAPOLIS	L	35-38 (OT)	Raymond James Stadium	Tampa, FL	65,647	B. Johnson
Oct. 12	at Washington	W	35-13	FedEx Field	Landover, MD	85,490	B. Johnson
Oct. 19	at San Francisco	L	7-24	3COM Park	San Francisco, CA	67,809	B. Johnson
Oct. 26••	DALLAS	W	16-0	Raymond James Stadium	Tampa, FL	65,602	B. Johnson
Nov. 2••	NEW ORLEANS	L	14-17	Raymond James Stadium	Tampa, FL	65,524	B. Johnson
Nov. 9	at Carolina	L	24-27	Ericsson Stadium	Charlotte, NC	73,345	B. Johnson
Nov. 16••	GREEN BAY	L	13-20	Raymond James Stadium	Tampa, FL	65,614	B. Johnson
Nov. 24••	N.Y. GIANTS	W	19-13	Raymond James Stadium	Tampa, FL	65,648	B. Johnson
Nov. 30	at Jacksonville	L	10-17	ALLTEL Stadium	Jacksonville, FL	60,543	B. Johnson
Dec. 7	at New Orleans	W	14-7	Louisiana Superdome	New Orleans, LA	68,442	B. Johnson
Dec. 14••	HOUSTON	W	16-3	Raymond James Stadium	Tampa, FL	65,124	B. Johnson
Dec. 20••	ATLANTA	L	28-30	Raymond James Stadium	Tampa, FL	65,572	B. Johnson
Dec. 28	at Tennessee	L	13-33	The Coliseum	Nashville, TN	68,809	B. Johnson

## Third – NFC South



## 2004

### Head Coach: Jon Gruden Preseason (3-1)

DATE	OPPONENT	W/L	SCORE	STADIUM	CITY	ATTEND.	STARTING QB
Aug. 16	CINCINNATI	W	20-6	Raymond James Stadium	Tampa, FL	56,184	B. Johnson
Aug. 20	at Jacksonville	L	6-14	ALLTEL Stadium	Jacksonville, FL	50,021	B. Johnson
Aug. 28	MIAMI	W	17-10	Raymond James Stadium	Tampa, FL	64,992	B. Johnson
Sept. 2	at Houston	W	17-9	Reliant Stadium	Houston, TX	70,224	B. Johnson

### Won 5, Lost 11

Sept. 12	at Washington	L	10-16	FedEx Field	Landover, MD	90,098	B. Johnson
Sept. 19**	SEATTLE	L	6-10	Raymond James Stadium	Tampa, FL	65,089	B. Johnson
Sept. 26	at Oakland	L	20-30	Network Associates Coliseum	Oakland, CA	60,874	B. Johnson
Oct. 3**	DENVER	L	13-16	Raymond James Stadium	Tampa, FL	65,341	B. Johnson
Oct. 10	at New Orleans	W	20-17	Louisiana Superdome	New Orleans, LA	64,900	Simms
Oct. 18	at St. Louis	L	21-28	Edward Jones Dome	St. Louis, MO	66,040	Griese
Oct. 24**	CHICAGO	W	19-7	Raymond James Stadium	Tampa, FL	65,550	Griese
Nov. 7**	KANSAS CITY	W	34-31	Raymond James Stadium	Tampa, FL	65,495	Griese
Nov. 14	at Atlanta	L	14-24	Georgia Dome	Atlanta, GA	70,810	Griese
Nov. 21**	SAN FRANCISCO	W	35-3	Raymond James Stadium	Tampa, FL	65,234	Griese
Nov. 28	at Carolina	L	14-21	Bank of America Stadium	Charlotte, NC	73,124	Griese
Dec. 5**	ATLANTA	W	27-0	Raymond James Stadium	Tampa, FL	65,556	Griese
Dec. 12	at San Diego	L	24-31	Qualcomm Stadium	San Diego, CA	65,858	Griese
Dec. 19**	NEW ORLEANS	L	17-21	Raymond James Stadium	Tampa, FL	65,075	Griese
Dec. 26**	CAROLINA	L	20-37	Raymond James Stadium	Tampa, FL	65,380	Griese
Jan. 2	at Arizona	L	7-12	Sun Devil Stadium	Tempe, AZ	31,650	Simms

### Fourth – NFC South

## 2005

### Head Coach: Jon Gruden Preseason (2-2)

DATE	OPPONENT	W/L	SCORE	STADIUM	CITY	ATTEND.	STARTING QB
Aug. 12	at Tennessee	W	20-17 (OT)	The Coliseum	Nashville, TN	69,010	Griese
Aug. 20	JACKSONVILLE	L	17-20	Raymond James Stadium	Tampa, FL	64,089	Griese
Aug. 27	at Miami	L	14-17	Dolphin Stadium	Miami, FL	67,892	Griese
Sept. 1	HOUSTON	W	38-14	Raymond James Stadium	Tampa, FL	63,591	Griese

### Won 11, Lost 5

Sept. 11	at Minnesota	W	24-13	HHH Metrodome	Minneapolis, MN	63,939	Griese
Sept. 18**	BUFFALO	W	19-3	Raymond James Stadium	Tampa, FL	64,777	Griese
Sept. 25	at Green Bay	W	17-16	Lambeau Field	Green Bay, WI	70,518	Griese
Oct. 2**	DETROIT	W	17-13	Raymond James Stadium	Tampa, FL	64,994	Griese
Oct. 9	at N.Y. Jets	L	12-14	Giants Stadium	East Rutherford, NJ	77,852	Griese
Oct. 16**	MIAMI	W	27-13	Raymond James Stadium	Tampa, FL	65,168	Griese
Oct. 30	at San Francisco	L	10-15	Monster Park	San Francisco, CA	63,358	Simms
Nov. 6**	CAROLINA	L	14-34	Raymond James Stadium	Tampa, FL	65,014	Simms
Nov. 13**	WASHINGTON	W	36-35	Raymond James Stadium	Tampa, FL	65,421	Simms
Nov. 20	at Atlanta	W	30-27	Georgia Dome	Atlanta, GA	70,794	Simms
Nov. 27**	CHICAGO	L	10-13	Raymond James Stadium	Tampa, FL	65,506	Simms
Dec. 4	at New Orleans	W	10-3	Tiger Stadium	Baton Rouge, LA	34,411	Simms
Dec. 11	at Carolina	W	20-10	Bank of America Stadium	Charlotte, NC	73,467	Simms
Dec. 17	at New England	L	0-28	Gillette Stadium	Foxboro, MA	68,756	Simms
Dec. 24**	ATLANTA	W	27-24 (OT)	Raymond James Stadium	Tampa, FL	65,482	Simms
Jan. 1**	NEW ORLEANS	W	27-13	Raymond James Stadium	Tampa, FL	65,379	Simms

### First – NFC South

### NFC WILD CARD PLAYOFF GAME

Jan. 7**	WASHINGTON	L	10-17	Raymond James Stadium	Tampa, FL	65,514	Simms
----------	------------	---	-------	-----------------------	-----------	--------	-------

## 2006

Head Coach: Jon Gruden  
Preseason (1-3)

DATE	OPPONENT	W/L	SCORE	STADIUM	CITY	ATTEND.	STARTING QB
Aug. 11	N.Y. JETS	W	16-3	Raymond James Stadium	Tampa, FL	65,015	Simms
Aug. 19	MIAMI	L	10-13	Raymond James Stadium	Tampa, FL	65,140	Simms
Aug. 26	at Jacksonville	L	18-29	Alltel Stadium	Jacksonville, FL	63,161	Simms
Aug. 31	at Houston	L	13-16	Reliant Stadium	Houston, TX	70,037	Simms

## Won 4, Lost 12

Sept. 10●●	BALTIMORE	L	0-27	Raymond James Stadium	Tampa, FL	65,087	Simms
Sept. 17	at Atlanta	L	3-14	Georgia Dome	Atlanta, GA	70,828	Simms
Sept. 24●●	CAROLINA	L	24-26	Raymond James Stadium	Tampa, FL	65,423	Simms
Oct. 8	at New Orleans	L	21-24	Louisiana Superdome	New Orleans, LA	68,183	Gradkowski
Oct. 15●●	CINCINNATI	W	14-13	Raymond James Stadium	Tampa, FL	65,732	Gradkowski
Oct. 22●●	PHILADELPHIA	W	23-21	Raymond James Stadium	Tampa, FL	65,808	Gradkowski
Oct. 29	at N.Y. Giants	L	3-17	Giants Stadium	East Rutherford, NJ	78,647	Gradkowski
Nov. 5●●	NEW ORLEANS	L	14-31	Raymond James Stadium	Tampa, FL	65,561	Gradkowski
Nov. 13	at Carolina	L	10-24	Bank of America Stadium	Charlotte, NC	73,573	Gradkowski
Nov. 19●●	WASHINGTON	W	20-17	Raymond James Stadium	Tampa, FL	65,699	Gradkowski
Nov. 23	at Dallas	L	10-38	Texas Stadium	Irving, TX	63,183	Gradkowski
Dec. 3	at Pittsburgh	L	3-20	Heinz Field	Pittsburgh, PA	59,843	Gradkowski
Dec. 10●●	ATLANTA	L	6-17	Raymond James Stadium	Tampa, FL	65,691	Gradkowski
Dec. 17	at Chicago	L	31-34 (OT)	Soldier Field	Chicago, IL	62,260	Gradkowski
Dec. 24	at Cleveland	W	22-7	Cleveland Browns Stadium	Cleveland, OH	69,603	Rattay
Dec. 31●●	SEATTLE	L	7-23	Raymond James Stadium	Tampa, FL	65,660	Rattay

## Fourth – NFC South

## 2007

Head Coach: Jon Gruden  
Preseason (3-1)

DATE	OPPONENT	W/L	SCORE	STADIUM	CITY	ATTEND.	STARTING QB
Aug. 10	NEW ENGLAND	W	13-10	Raymond James Stadium	Tampa, FL	65,130	Garcia
Aug. 18	at Jacksonville	L	19-31	Jacksonville Municipal Stadium	Jacksonville, FL	66,944	Garcia
Aug. 25	at Miami	W	31-28	Dolphin Stadium	Miami, FL	65,660	Garcia
Aug. 30	HOUSTON	W	31-24	Raymond James Stadium	Tampa, FL	64,321	McCown

## Won 9, Lost 7

Sept. 9	at Seattle	L	6-20	Qwest Field	Seattle, WA	68,044	Garcia
Sept. 16●●	NEW ORLEANS	W	31-14	Raymond James Stadium	Tampa, FL	65,178	Garcia
Sept. 23●●	ST. LOUIS	W	24-3	Raymond James Stadium	Tampa, FL	65,267	Garcia
Sept. 30	at Carolina	W	20-7	Bank of America Stadium	Charlotte, NC	73,707	Garcia
Oct. 7	at Indianapolis	L	14-33	RCA Dome	Indianapolis, IN	57,202	Garcia
Oct. 14●●	TENNESSEE	W	13-10	Raymond James Stadium	Tampa, FL	65,347	Garcia
Oct. 21	at Detroit	L	16-23	Ford Field	Detroit, MI	60,442	Garcia
Oct. 28●●	JACKSONVILLE	L	23-24	Raymond James Stadium	Tampa, FL	65,133	Garcia
Nov. 4●●	ARIZONA	W	17-10	Raymond James Stadium	Tampa, FL	65,267	Garcia
Nov. 18	at Atlanta	W	31-7	Georgia Dome	Atlanta, GA	69,480	Garcia
Nov. 25●●	WASHINGTON	W	19-13	Raymond James Stadium	Tampa, FL	65,596	Garcia
Dec. 2	at New Orleans	W	27-23	Louisiana Superdome	New Orleans, LA	70,009	McCown
Dec. 9	at Houston	L	14-28	Reliant Stadium	Houston, TX	70,237	McCown
Dec. 16●●	ATLANTA	W	37-3	Raymond James Stadium	Tampa, FL	65,133	Garcia
Dec. 23	at San Francisco	L	19-21	Monster Park	San Francisco, CA	68,193	Garcia
Dec. 30●●	CAROLINA	L	23-31	Raymond James Stadium	Tampa, FL	65,609	McCown

## First – NFC South

## NFC WILD CARD PLAYOFF GAME

Jan. 6●●	N.Y. GIANTS	L	14-24	Raymond James Stadium	Tampa, FL	65,621	Garcia
----------	-------------	---	-------	-----------------------	-----------	--------	--------

2008

## Head Coach: Jon Gruden Preseason (3-1)

DATE	OPPONENT	W/L	SCORE	STADIUM	CITY	ATTEND.	STARTING QB
Aug. 9	at Miami	W	17-6	Dolphin Stadium	Miami, FL	64,087	McCown
Aug. 17	NEW ENGLAND	W	27-10	Raymond James Stadium	Tampa, FL	63,365	Griese
Aug. 23	JACKSONVILLE	L	17-23	Raymond James Stadium	Tampa, FL	62,696	Garcia
Aug. 28	at Houston	W	16-6	Reliant Stadium	Houston, TX	70,011	McCown

### Won 9, Lost 7

Sept. 7	at New Orleans	L	20-24	Louisiana Superdome	New Orleans, LA	69,881	Garcia
Sept. 14**	ATLANTA	W	24-9	Raymond James Stadium	Tampa, FL	63,611	Griese
Sept. 21	at Chicago	W	27-24(OT)	Soldier Field	Chicago, IL	62,051	Griese
Sept. 28**	GREEN BAY	W	30-21	Raymond James Stadium	Tampa, FL	64,122	Griese
Oct. 5	at Denver	L	13-16	INVESCO Field at Mile High	Denver, CO	75,480	Griese
Oct. 12**	CAROLINA	W	27-3	Raymond James Stadium	Tampa, FL	64,211	Garcia
Oct. 19**	SEATTLE	W	20-10	Raymond James Stadium	Tampa, FL	64,811	Garcia
Oct. 26	at Dallas	L	9-13	Texas Stadium	Dallas, TX	63,254	Garcia
Nov. 2	at Kansas City	W	30-27(OT)	Arrowhead Stadium	Kansas City, MO	74,045	Garcia
Nov. 16**	MINNESOTA	W	19-13	Raymond James Stadium	Tampa, FL	65,278	Garcia
Nov. 23	at Detroit	W	38-20	Ford Field	Detroit, MI	49,096	Garcia
Nov. 30**	NEW ORLEANS	W	23-20	Raymond James Stadium	Tampa, FL	64,430	Garcia
Dec. 8	at Carolina	L	23-38	Bank of America Stadium	Charlotte, NC	74,113	Garcia
Dec. 14	at Atlanta	L	10-13(OT)	Georgia Dome	Atlanta, GA	65,045	Griese
Dec. 21**	SAN DIEGO	L	24-41	Raymond James Stadium	Tampa, FL	64,778	Garcia
Dec. 28**	OAKLAND	L	24-31	Raymond James Stadium	Tampa, FL	64,847	Garcia

### Third – NFC South

• Sellout

\*\* Sellout 72 hours prior to kickoff

## PRESEASON WIN-LOSS SUMMARY

OPPONENT	W	L	T	PCT.	PF	PA	HOME	ROAD	NEUTRAL
Arizona*	0	2	0	.000	24	47	1-1	0-0	0-0
Atlanta	7	9	0	.438	289	288	5-2	1-6	1-1
Buffalo	1	2	0	.333	45	43	0-0	0-1	1-1
Chicago	0	1	0	.000	7	10	0-1	0-0	0-0
Cincinnati	8	4	0	.667	241	210	6-3	2-1	0-0
Cleveland	4	3	0	.571	115	97	2-2	2-1	0-0
Denver	0	2	0	.000	17	54	0-1	0-1	0-0
Green Bay	1	1	0	.500	16	17	1-0	0-1	0-0
Houston	6	1	0	.857	166	84	3-0	3-1	0-0
Indianapolis**	2	3	0	.400	60	85	2-1	0-2	0-0
Jacksonville	2	5	0	.286	107	123	1-2	1-3	0-0
Kansas City	3	1	0	.750	87	45	2-0	1-0	0-1
Miami	9	14	0	.391	357	385	4-8	4-6	1-0
New England	7	1	0	.875	237	106	5-1	1-0	1-0
New Orleans	4	1	0	.800	68	47	2-0	2-1	0-0
N.Y. Jets	4	3	0	.571	119	92	3-2	0-0	1-1
Oakland***	1	0	0	1.000	41	7	0-0	1-0	0-0
Philadelphia	1	0	0	1.000	35	7	1-0	0-0	0-0
Pittsburgh	2	2	0	.500	80	68	1-1	0-1	1-0
St. Louis****	0	2	0	.000	19	52	0-0	0-2	0-0
Seattle	0	3	0	.000	9	77	0-0	0-2	0-1
Tennessee*****	6	1	0	.857	168	119	4-0	2-1	0-0
Washington	5	5	0	.500	130	164	4-5	1-0	0-0

\* Franchise known as Phoenix Cardinals 1988-93;  
located in St. Louis prior to 1988

\*\* Franchise located in Baltimore prior to 1984

\*\*\* Franchise located in Los Angeles from 1982-94

\*\*\*\* Franchise located in Los Angeles prior to 1995

\*\*\*\*\* Franchise located in Houston prior to 1997

## REGULAR SEASON WIN-LOSS SUMMARY

OPPONENT	W	L	T	PCT	PF	PA	HOME	ROAD	LONG		CURRENT
									WIN	LOSS	STRK
Arizona	8	8	0	.500	278	270	6-4	2-4	3	5	W1
Atlanta	18	13	0	.581	654	516	11-6	7-7	6	2	L1
Baltimore	2	1	0	.667	47	37	1-1	1-0	2	1	L1
Buffalo	6	2	0	.750	168	114	6-2	0-0	4	1	W2
Carolina	7	10	0	.412	299	339	3-5	4-5	3	5	L1
Chicago	18	35	0	.340	835	1,170	12-15	6-20	6	12	W1
Cincinnati	6	3	0	.667	176	161	2-1	4-2	5	2	W5
Cleveland	2	5	0	.286	110	152	1-3	1-2	2	5	W2
Dallas	3	8	0	.273	152	187	2-1	1-7	3	6	L2
Denver	2	5	0	.286	99	151	1-2	1-3	1	2	L2
Detroit	25	27	0	.481	896	1,094	13-12	12-15	4	5	W1
Green Bay	20	29	1	.408	779	949	13-12-1	7-17	4	6	W2
Houston	1	1	0	.500	30	31	1-0	0-1	1	1	L1
Indianapolis	4	7	0	.364	241	294	2-3	2-4	2	3	L2
Jacksonville	1	3	0	.250	74	86	1-1	0-2	1	3	L3
Kansas City	5	5	0	.500	186	206	3-2	2-3	3	4	W3
Miami	4	4	0	.500	183	178	3-2	1-2	3	3	W3
Minnesota	20	31	0	.392	910	1,093	13-13	7-18	4	5	W4
New England	2	4	0	.333	83	124	1-2	1-2	2	3	L1
New Orleans	14	20	0	.418	633	668	6-8	8-12	2	6	W1
N.Y. Giants	6	10	0	.375	252	237	5-4	1-6	2	4	L1
N.Y. Jets	1	8	0	.111	142	247	1-2	0-6	1	6	L6
Oakland	1	6	0	.143	116	217	1-1	0-5	1	3	L3
Philadelphia	5	5	0	.500	144	156	2-2	3-3	3	3	W2
Pittsburgh	1	7	0	.125	91	171	1-4	0-3	1	4	L3
St. Louis	7	9	0	.438	335	375	6-4	1-5	4	6	W1
San Diego	1	8	0	.111	150	255	0-5	1-3	1	6	L2
San Francisco	3	15	0	.167	257	413	2-4	1-11	1	9	L2
Seattle	2	7	0	.222	122	148	1-4	1-3	1	4	W1
Tennessee	2	7	0	.222	147	208	2-1	0-6	1	5	W1
Washington	8	7	0	.533	292	271	6-3	2-4	4	4	W3

## POSTSEASON WIN-LOSS SUMMARY

OPPONENT	W	L	T	PCT.	PF	PA	HOME REC.	ROAD REC.	LONG	LONG
									WIN STR.	LOSS STR.
Dallas	0	2	0	.000	17	68	0-0	0-2	—	2
Detroit	1	0	0	1.000	20	10	1-0	0-0	1	—
Green Bay	0	1	0	.000	7	21	0-0	0-1	—	1
N.Y. Giants	0	1	0	.000	14	24	0-1	0-0	—	1
Oakland*	1	0	0	1.000	48	21	0-0	0-0	1	—
Philadelphia	2	2	0	.500	63	79	1-0	1-2	1	2
St. Louis **	0	2	0	.000	6	20	0-1	0-1	—	2
San Francisco	1	0	0	1.000	31	6	1-0	0-0	1	—
Washington	1	1	0	.500	24	30	1-1	0-0	1	1

\* Super Bowl XXXVII played in San Diego at Qualcomm Stadium

\*\* Franchise located in Los Angeles prior to 1995



# TEAM BY TEAM RESULTS

## ARIZONA^

1977	Buccaneers, 17-7 (TB)
1981	Buccaneers, 20-10 (TB)
1983	Cardinals, 34-27 (TB)
1985	Buccaneers, 16-0 (TB)
1986	Cardinals, 30-19 (TB)
	Cardinals, 21-17 (STL)
1987	Cardinals, 31-28 (STL)
	Cardinals, 31-14 (TB)
1988	Cardinals, 30-24 (TB)
1989	Buccaneers, 14-13 (P)
1992	Buccaneers, 23-7 (TB)
	Buccaneers, 7-3 (P)
1996	Cardinals, 13-9 (A)
1997	Buccaneers, 19-18 (TB)
2004	Cardinals, 12-7 (A)
2007	Buccaneers, 17-10 (TB)

^ Franchise known as Phoenix Cardinals

1988-93; located in St. Louis prior to 1988

## ATLANTA

1977	Falcons, 17-0 (TB)
1978	Buccaneers, 14-9 (TB)
1979	Falcons, 17-14 (A)
1981	Buccaneers, 24-23 (TB)
1984	Buccaneers, 23-6 (TB)
1986	Falcons, 23-20 (TB) *
1987	Buccaneers, 48-10 (TB)
1988	Falcons, 17-10 (A)
1990	Buccaneers, 23-17 (TB)
1991	Falcons, 43-7 (A)
1992	Falcons, 35-7 (TB)
1993	Buccaneers, 31-24 (A)
1994	Falcons, 34-13 (A)
1995	Falcons, 24-21 (TB)
1997	Buccaneers, 31-10 (A)
1999	Buccaneers, 19-10 (TB)
2000	Buccaneers, 27-14 (A)
2002	Buccaneers, 20-6 (A)
	Buccaneers, 34-10 (TB)
2003	Buccaneers, 31-10 (A)
	Falcons, 30-28 (TB)
2004	Falcons, 24-14 (A)
	Buccaneers, 27-0 (TB)
2005	Buccaneers, 30-27 (A)
	Buccaneers, 27-24 (TB) *
2006	Falcons, 14-3 (A)
	Falcons, 17-6 (TB)
2007	Buccaneers, 31-7 (A)
	Buccaneers, 37-3 (TB)
2008	Buccaneers, 24-9 (TB)
	Falcons, 13-10 (A) *

\* Overtime

## BALTIMORE

2001	Buccaneers, 22-10 (TB)
2002	Buccaneers, 25-0 (B)
2006	Ravens, 27-0 (TB)

## BUFFALO

1976	Bills, 14-9 (TB)
1978	Buccaneers, 31-10 (TB)
1982	Buccaneers, 24-23 (TB)
1986	Buccaneers, 34-28 (TB)
1988	Buccaneers, 10-5 (TB)
1991	Bills, 17-10 (TB)
2000	Buccaneers, 31-17 (TB)
2005	Buccaneers, 19-3 (TB)

## CAROLINA

1995	Buccaneers, 20-13 (C)
1996	Panthers, 24-0 (C)
1998	Buccaneers, 16-13 (TB)
2002	Buccaneers, 12-9 (C)
	Buccaneers, 23-10 (TB)
2003	Panthers, 12-9 (TB) *
	Panthers, 27-24 (C)
2004	Panthers, 21-14 (C)
	Panthers, 37-20 (TB)
2005	Panthers, 34-14 (TB)
	Buccaneers, 20-10 (C)
2006	Panthers, 26-24 (TB)
	Panthers, 24-10 (C)
2007	Buccaneers, 20-7 (C)
	Panthers, 31-23 (TB)
2008	Buccaneers, 27-3 (TB)
	Panthers, 38-23 (C)

## CHICAGO

1977	Bears, 10-0 (TB)
1978	Buccaneers, 33-19 (TB)
	Bears, 14-3 (C)
1979	Buccaneers, 17-13 (C)
	Bears, 14-0 (TB)
1980	Bears, 23-0 (C)
	Bears, 14-13 (TB)
1981	Bears, 28-17 (C)
	Buccaneers, 20-10 (TB)
1982	Buccaneers, 26-23 (TB) *
1983	Bears, 17-10 (C)
	Bears, 27-0 (TB)
1984	Bears, 34-14 (C)
	Bears, 44-9 (TB)
1985	Bears, 38-28 (C)
	Bears, 27-19 (TB)
1986	Bears, 23-3 (TB)
	Bears, 48-14 (C)
1987	Bears, 20-3 (C)
	Bears, 27-26 (TB)
1988	Bears, 28-10 (C)
	Bears, 27-15 (TB)
1989	Buccaneers, 42-35 (TB)
	Buccaneers, 32-31 (C)
1990	Bears, 26-6 (TB)
	Bears, 27-14 (C)
1991	Bears, 21-20 (TB)
	Bears, 27-0 (C)
1992	Bears, 31-14 (C)
	Buccaneers, 20-17 (TB)
1993	Bears, 47-17 (C)
	Buccaneers, 13-10 (TB)
1994	Bears, 21-9 (C)
	Bears, 20-6 (TB)
1995	Bears, 25-6 (TB)
	Bears, 31-10 (C)
1996	Bears, 13-10 (C)
	Buccaneers, 34-19 (TB)
1997	Bears, 13-7 (C)
	Buccaneers, 31-15 (TB)
1998	Buccaneers, 27-15 (TB)
	Buccaneers, 31-17 (C)
1999	Buccaneers, 6-3 (TB)
	Buccaneers, 20-6 (C)
2000	Buccaneers, 41-0 (TB)
	Bears, 13-10 (C)
2001	Bears, 27-24 (TB)
	Bears, 27-3 (C)

2002	Buccaneers, 15-0 (C)
2004	Buccaneers, 19-7 (TB)
2005	Bears, 13-10 (TB)
2006	Bears, 34-31 (C) *
2008	Buccaneers, 27-24 (C) *

\* Overtime

## CINCINNATI

1976	Bengals, 21-0 (C)
1980	Buccaneers, 17-12 (C)
1983	Bengals, 23-17 (TB)
1989	Bengals, 56-23 (C)
1995	Buccaneers, 19-16 (TB)
1998	Buccaneers, 35-0 (C)
2001	Buccaneers, 16-13 (C) *
2002	Buccaneers, 35-7 (C)
2006	Buccaneers, 14-13 (TB)

\* Overtime

## CLEVELAND

1976	Browns, 24-7 (TB)
1980	Browns, 34-27 (TB)
1983	Browns, 20-0 (C)
1989	Browns, 42-31 (TB)
1995	Browns, 22-6 (C)
2002	Buccaneers, 17-3 (TB)
2006	Buccaneers, 22-7 (C)

## DALLAS

1977	Cowboys, 23-7 (D)
1980	Cowboys, 28-17 (D)
1981	Cowboys, 38-0 (D) **
1982	Cowboys, 14-9 (D)
	Cowboys, 30-17 (D) **
1983	Cowboys, 27-24 (D) *
1990	Cowboys, 14-10 (D)
	Cowboys, 17-13 (TB)
2000	Buccaneers, 27-7 (TB)
2001	Buccaneers, 10-6 (D)
2003	Buccaneers, 16-0 (TB)
2006	Cowboys, 38-10 (D)
2008	Cowboys, 13-9 (D)

\* Overtime

\*\* NFC Playoff Game

## DENVER

1976	Broncos, 48-13 (D)
1981	Broncos, 24-7 (TB)
1993	Buccaneers, 17-10 (D)
1996	Broncos, 27-23 (D)
1999	Buccaneers, 13-10 (TB)
2004	Broncos, 16-13 (TB)
2008	Broncos, 16-13 (D)

## DETROIT

1977	Lions, 16-7 (D)
1978	Lions, 15-7 (TB)
	Lions, 34-23 (D)
1979	Buccaneers, 31-16 (TB)
	Buccaneers, 16-14 (D)
1980	Lions, 24-10 (TB)
	Lions, 27-14 (D)
1981	Buccaneers, 28-10 (TB)
	Buccaneers, 20-17 (D)
1982	Buccaneers, 23-21 (TB)
1983	Lions, 11-0 (TB)
	Lions, 23-20 (D)
1984	Buccaneers, 21-17 (TB)
	Lions, 13-7 (D) *



1985	Lions, 30-9 (D)
	Buccaneers, 19-16 (TB) *
1986	Buccaneers, 24-20 (D)
	Lions, 38-17 (TB)
1987	Buccaneers, 31-27 (D)
	Lions, 20-10 (TB)
1988	Buccaneers, 23-20 (D)
	Buccaneers, 21-10 (TB)
1989	Lions, 17-16 (TB)
	Lions, 33-7 (D)
1990	Buccaneers, 38-21 (D)
	Buccaneers, 23-20 (TB)
1991	Lions, 31-3 (D)
	Buccaneers, 30-21 (TB)
1992	Buccaneers, 27-23 (D)
	Lions, 38-7 (TB)
1993	Buccaneers, 27-10 (TB)
	Lions, 23-0 (D)
1994	Buccaneers, 24-14 (TB)
	Lions, 14-9 (D)
1995	Lions, 27-24 (D)
	Lions, 37-10 (TB)
1996	Lions, 21-6 (D)
	Lions, 27-0 (TB)
1997	Buccaneers, 24-17 (D)
	Lions, 27-9 (TB)
	Buccaneers, 20-10 (TB) **
1998	Lions, 27-6 (D)
	Lions, 28-25 (TB)
1999	Lions, 20-3 (D)
	Buccaneers, 23-16 (TB)
2000	Buccaneers, 31-10 (D)
	Lions, 28-14 (TB)
2001	Buccaneers, 20-17 (D)
	Buccaneers, 15-12 (TB)
2002	Buccaneers, 23-20 (D)
2005	Buccaneers, 17-13 (TB)
2007	Lions, 23-16 (D)
2008	Buccaneers, 38-20 (D)
	* Overtime
	** NFC Wild Card Playoff Game

### GREEN BAY

1977	Packers, 13-0 (TB)
1978	Packers, 9-7 (GB)
	Packers, 17-7 (TB)
1979	Buccaneers, 21-10 (GB)
	Buccaneers, 21-3 (TB)
1980	Tie, 14-14 (TB) *
	Buccaneers, 20-17 (MIL)
1981	Buccaneers, 21-10 (GB)
	Buccaneers, 37-3 (TB)
1983	Packers, 55-14 (GB)
	Packers, 12-9 (TB) *
1984	Buccaneers, 30-27 (TB) *
	Packers, 27-14 (GB)
1985	Packers, 21-0 (GB)
	Packers, 20-17 (TB)
1986	Packers, 31-7 (MIL)
	Packers, 21-7 (TB)
1987	Buccaneers, 23-17 (MIL)
1988	Buccaneers, 13-10 (TB)
	Buccaneers, 27-24 (GB)
1989	Buccaneers, 23-21 (GB)
	Packers, 17-16 (TB)
1990	Buccaneers, 26-14 (TB)
	Packers, 20-10 (MIL)
1991	Packers, 15-13 (GB)
	Packers, 27-0 (TB)
1992	Buccaneers, 31-3 (TB)
	Packers, 19-14 (MIL)

1993	Packers, 37-14 (TB)
	Packers, 13-10 (GB)
1994	Packers, 30-3 (GB)
	Packers, 34-19 (TB)
1995	Packers, 35-13 (GB)
	Buccaneers, 13-10 (TB) *
1996	Packers, 34-3 (TB)
	Packers, 13-7 (GB)
1997	Packers, 21-16 (GB)
	Packers, 17-6 (TB)
	Packers, 21-7 (GB) **
1998	Packers, 23-15 (GB)
	Buccaneers, 24-22 (TB)
1999	Packers, 26-23 (GB)
	Buccaneers, 29-10 (TB)
2000	Buccaneers, 20-15 (TB)
	Packers, 17-14 (GB) *
2001	Buccaneers, 14-10 (TB)
	Packers, 21-20 (GB)
2002	Buccaneers, 21-7 (TB)
2003	Packers, 20-13 (TB)
2005	Buccaneers, 17-16 (GB)
2008	Buccaneers, 30-21 (TB)
	* Overtime
	** NFC Divisional Playoff Game

### HOUSTON

2003	Buccaneers, 16-3 (TB)
2007	Texans, 28-14 (H)

### INDIANAPOLIS ^

1976	Colts, 42-17 (B)
1979	Buccaneers, 29-26 (B) *
1985	Colts, 31-23 (TB)
1987	Colts, 24-6 (I)
1988	Colts, 35-31 (I)
1991	Buccaneers, 17-3 (TB)
1992	Colts, 24-14 (TB)
1994	Buccaneers, 24-10 (TB)
1997	Buccaneers, 31-28 (I)
2003	Colts, 38-35 (TB) *
2007	Colts, 33-14 (I)
	* Overtime

^Franchise located in Baltimore prior to 1984

### JACKSONVILLE

1995	Buccaneers, 17-16 (TB)
1998	Jaguars, 29-24 (J)
2003	Jaguars, 17-10 (J)
2007	Jaguars, 24-23 (TB)

### KANSAS CITY

1976	Chiefs, 28-19 (TB)
1978	Buccaneers, 30-13 (KC)
1979	Buccaneers, 3-0 (TB)
1981	Chiefs, 19-10 (KC)
1984	Chiefs, 24-20 (KC)
1986	Chiefs, 27-20 (KC)
1993	Chiefs, 27-3 (TB)
1999	Buccaneers, 17-10 (TB)
2004	Buccaneers, 34-31 (TB)
2008	Buccaneers, 30-27 (KC) *
	* Overtime

### MIAMI

1976	Dolphins, 23-20 (TB)
1982	Buccaneers, 23-17 (TB)
1985	Dolphins, 41-38 (M)
1988	Dolphins, 17-14 (TB)
1991	Dolphins, 33-14 (M)
1997	Buccaneers, 31-21 (TB)
2000	Buccaneers, 16-13 (M)
2005	Buccaneers, 27-13 (TB)

### MINNESOTA

1977	Vikings, 9-3 (TB)
1978	Buccaneers, 16-10 (M)
	Vikings, 24-7 (TB)
1979	Buccaneers, 12-10 (M)
	Vikings, 23-22 (TB)
1980	Vikings, 38-30 (M)
	Vikings, 21-10 (TB)
1981	Buccaneers, 21-13 (TB)
	Vikings, 25-10 (M)
1982	Vikings, 17-10 (M)
1983	Vikings, 19-16 (TB) *
	Buccaneers, 17-12 (M)
1984	Buccaneers, 35-31 (TB)
	Vikings, 27-24 (M)
1985	Vikings, 31-16 (TB)
	Vikings, 26-7 (M)
1986	Vikings, 23-10 (TB)
	Vikings, 45-13 (M)
1987	Buccaneers, 20-10 (TB)
	Vikings, 23-17 (M)
1988	Vikings, 14-13 (M)
	Vikings, 49-20 (TB)
1989	Vikings, 17-13 (M)
	Vikings, 24-10 (TB)
1990	Buccaneers, 23-20 (M) *
	Buccaneers, 26-13 (TB)
1991	Vikings, 28-13 (M)
	Vikings, 26-24 (TB)
1992	Vikings, 26-20 (M)
	Vikings, 35-7 (TB)
1993	Vikings, 15-0 (M)
	Buccaneers, 23-10 (TB)
1994	Vikings, 36-13 (TB)
	Buccaneers, 20-17 (M) *
1995	Buccaneers, 20-17 (TB) *
	Vikings, 31-17 (M)
1996	Buccaneers, 24-13 (TB)
	Vikings, 21-10 (M)
1997	Buccaneers, 28-14 (M)
	Vikings, 10-6 (TB)
1998	Vikings, 31-7 (M)
	Buccaneers, 27-24 (TB)
1999	Vikings, 21-14 (M)
	Buccaneers, 24-17 (TB)
2000	Vikings, 30-23 (M)
	Buccaneers, 41-13 (TB)
2001	Vikings, 20-16 (M)
	Buccaneers, 41-14 (TB)
2002	Buccaneers, 38-24 (TB)
2005	Buccaneers, 24-13 (M)
2008	Buccaneers, 19-13 (TB)
	* Overtime

### NEW ENGLAND

1976	Patriots, 31-14 (TB)
1985	Patriots, 32-14 (TB)
1988	Patriots, 10-7 (NE) *
1997	Buccaneers, 27-7 (TB)
2000	Buccaneers, 21-16 (NE)
2005	Patriots, 28-0 (NE)
	* Overtime

### NEW ORLEANS

1977	Buccaneers, 33-14 (NO)
1978	Saints, 17-10 (TB)
1979	Saints, 42-14 (TB)
1981	Buccaneers, 31-14 (NO)
1982	Buccaneers, 13-10 (NO)
1983	Saints, 24-21 (TB)
1984	Saints, 17-13 (NO)
1985	Saints, 20-13 (NO)
1986	Saints, 38-7 (NO)

1987	Saints, 44-34 (NO)
1988	Saints, 13-9 (NO)
1989	Buccaneers, 20-10 (TB)
1990	Saints, 35-7 (NO)
1991	Saints, 23-7 (NO)
1992	Saints, 23-21 (NO)
1994	Saints, 9-7 (TB)
1996	Buccaneers, 13-7 (TB)
1998	Saints, 9-3 (NO)
1999	Buccaneers, 31-16 (NO)
2001	Buccaneers, 48-21 (TB)
2002	Saints, 26-20 (TB)*
	Saints, 23-20 (NO)
2003	Saints, 17-14 (TB)
	Buccaneers, 14-7 (NO)
2004	Buccaneers, 20-17 (NO)
	Saints, 21-17 (TB)
2005	Buccaneers, 10-3 (NO)#
	Buccaneers, 27-13 (TB)
2006	Saints, 24-21 (NO)
	Saints, 31-14 (TB)
2007	Buccaneers, 31-14 (TB)
	Buccaneers, 27-23 (NO)
2008	Saints, 24-20 (NO)
	Buccaneers, 23-20 (TB)

\*Overtime

#Game Played in Baton Rouge, LA

**NEW YORK GIANTS**

1977	Giants, 10-0 (TB)
1978	Giants, 19-13 (TB)
	Giants, 17-14 (NY)
1979	Giants, 17-14 (NY)
	Buccaneers, 31-3 (TB)
1980	Buccaneers, 30-13 (TB)
1984	Giants, 17-14 (NY)
	Buccaneers, 20-17 (TB)
1985	Giants, 22-20 (NY)
1991	Giants, 21-14 (TB)
1993	Giants, 23-7 (NY)
1997	Buccaneers, 20-8 (NY)
1998	Buccaneers, 20-3 (TB)
1999	Giants, 17-13 (TB)
2003	Buccaneers, 19-13 (TB)
2006	Giants, 17-3 (NY)
2007	Giants, 24-14 (TB)**

\*\* NFC Wild Card Playoff Game

**NEW YORK JETS**

1976	Jets, 34-0 (NY)
1982	Jets, 32-17 (NY)
1984	Buccaneers, 41-21 (TB)
1985	Jets, 62-28 (NY)
1990	Jets, 16-14 (TB)
1991	Jets, 16-13 (NY)
1997	Jets, 31-0 (NY)
2000	Jets, 21-17 (TB)
2005	Jets, 14-12 (NY)

**OAKLAND^**

1976	Raiders, 49-16 (O)
1981	Raiders, 18-16 (O)
1993	Raiders, 27-20 (LA)
1996	Buccaneers, 20-17 (TB)*
1999	Raiders, 45-0 (O)
2002	Buccaneers, 48-21 (SD)**
2004	Raiders, 30-20 (O)
2008	Raiders, 31-24 (TB)

^Franchise located in Los Angeles from 1982-94

\* Overtime

\*\*Super Bowl XXXVII in San Diego

**PHILADELPHIA**

1977	Eagles, 13-3 (P)
1979	Buccaneers, 24-17 (TB) **
1981	Eagles, 20-10 (P)
1988	Eagles, 41-14 (TB)
1991	Buccaneers, 14-13 (TB)
1995	Buccaneers, 21-6 (P)
1999	Buccaneers, 19-5 (P)
2000	Eagles, 21-3 (P)***
2001	Eagles, 17-13 (TB)
2001	Eagles, 31-9 (P)***
2002	Eagles, 20-10 (P)
	Buccaneers, 27-10 (P)****
2003	Buccaneers, 17-0 (P)
2006	Buccaneers, 23-21 (TB)
	** NFC Divisional Playoff Game
	*** NFC Wild Card Playoff Game
	**** NFC Championship Game

**PITTSBURGH**

1976	Steelers, 42-0 (P)
1980	Steelers, 24-21 (TB)
1983	Steelers, 17-12 (P)
1989	Steelers, 31-22 (TB)
1998	Buccaneers, 16-3 (TB)
2001	Steelers, 17-10 (TB)
2002	Steelers, 17-7 (TB)
2006	Steelers, 20-3 (P)

**ST. LOUIS^**

1977	Rams, 31-0 (LA)
1978	Rams, 26-23 (LA)
1979	Buccaneers, 21-6 (TB)
	Rams, 9-0 (TB) **
1980	Buccaneers, 10-9 (TB)
1984	Rams, 34-33 (TB)
1985	Rams, 31-27 (TB)
1986	Rams, 26-20 (LA) *
1987	Rams, 35-3 (LA)
1990	Rams, 35-14 (TB)
1992	Rams, 31-27 (TB)
1994	Buccaneers, 24-14 (TB)
1999	Rams, 11-6 (STL) **
2000	Buccaneers, 38-35 (TB)
2001	Buccaneers, 24-17 (STL)
2002	Buccaneers, 26-14 (TB)
2004	Rams, 28-21 (STL)
2007	Buccaneers, 24-3 (TB)

\* Overtime

\*\* NFC Championship Game

^ Franchise located in Los Angeles prior to 1995

**SAN DIEGO**

1976	Chargers, 23-0 (TB)
1981	Chargers, 24-23 (TB)
1987	Chargers, 17-13 (TB)
1990	Chargers, 41-10 (SD)
1992	Chargers, 29-14 (SD)
1993	Chargers, 32-17 (TB)
1996	Buccaneers, 25-17 (SD)
2004	Chargers, 31-24 (SD)
2008	Chargers, 41-24 (TB)

**SAN FRANCISCO**

1977	49ers, 20-10 (SF)
1978	49ers, 6-3 (SF)
1979	49ers, 23-7 (SF)
1980	Buccaneers, 24-23 (SF)
1983	49ers, 35-21 (SF)
1984	49ers, 24-17 (SF)
1986	49ers, 31-7 (TB)
1987	49ers, 24-10 (TB)
1989	49ers, 20-16 (TB)

1990	49ers, 31-7 (SF)
1992	49ers, 21-14 (SF)
1993	49ers, 45-21 (TB)
1994	49ers, 41-16 (SF)
1997	Buccaneers, 13-6 (TB)
2002	Buccaneers, 31-6 (TB)**
2003	49ers, 24-7 (SF)
2004	Buccaneers, 35-3 (TB)
2005	49ers, 15-10 (SF)
2007	49ers, 21-19 (SF)
	** NFC Divisional Playoff Game

**SEATTLE**

1976	Seahawks, 13-10 (TB)
1977	Seahawks, 30-23 (S)
1994	Seahawks, 22-21 (S)
1996	Seahawks, 17-13 (TB)
1999	Buccaneers, 16-3 (S)
2004	Seahawks, 10-6 (TB)
2006	Seahawks, 23-7 (TB)
2007	Seahawks, 20-6 (S)
2008	Buccaneers, 20-10 (TB)

**TENNESSEE^**

1976	Oilers, 20-0 (H)
1980	Oilers, 20-14 (H)
1983	Buccaneers, 33-24 (TB)
1989	Oilers, 20-17 (H)
1995	Oilers, 19-7 (H)
1998	Oilers, 31-22 (TB)
2001	Titans, 31-28 (T)*
2003	Titans, 33-13 (T)
2007	Buccaneers, 13-10 (TB)

^ Franchise located in Houston prior to 1997

\* Overtime

**WASHINGTON**

1977	Redskins, 10-0 (TB)
1982	Redskins, 21-13 (TB)
1989	Redskins, 32-28 (W)
1993	Redskins, 23-17 (TB)
1994	Buccaneers, 26-21 (TB)
	Buccaneers, 17-14 (W)
1995	Buccaneers, 14-6 (TB)
1996	Buccaneers, 24-10 (TB)
1998	Redskins, 20-16 (W)
1999	Buccaneers, 14-13 (TB) **
2000	Redskins, 20-17 (W)*
2003	Buccaneers, 35-13 (W)
2004	Redskins, 16-10 (W)
2005	Buccaneers, 36-35 (TB)
	Redskins, 17-10 (TB)***
2006	Buccaneers, 20-17 (TB)
2007	Buccaneers, 19-13 (TB)

\* Overtime

\*\* NFC Divisional Playoff Game

\*\*\* NFC Wild Card Playoff Game

# ALL-TIME DIVISIONAL STANDINGS

2002-2008 Buccaneers compete in NFC South • 1977-2001 Buccaneers competed in NFC Central  
1976 Buccaneers competed in AFC West

2008	Overall	Division
* Carolina	12-4	4-2
* Atlanta	11-5	3-3
Tampa Bay	9-7	3-3
New Orleans	8-8	2-4

2007	Overall	Division
* Tampa Bay	9-7	5-1
Carolina	7-9	3-3
New Orleans	7-9	3-3
Atlanta	4-12	1-5

2006	Overall	Division
* New Orleans	10-6	4-2
Carolina	8-8	5-1
Atlanta	7-9	3-3
Tampa Bay	4-12	0-6

2005	Overall	Division
* Tampa Bay	11-5	5-1
* Carolina	11-5	4-2
Atlanta	8-8	2-4
New Orleans	3-13	1-5

2004	Overall	Division
* Atlanta	11-5	4-2
New Orleans	8-8	3-3
Carolina	7-9	3-3
Tampa Bay	5-11	2-4

2003	Overall	Division
* Carolina	11-5	5-1
New Orleans	8-8	3-3
Tampa Bay	7-9	2-4
Atlanta	5-11	2-4

2002	Overall	Division
* Tampa Bay	12-4	4-2
* Atlanta	9-6-1	4-2
New Orleans	9-7	3-3
Carolina	7-9	1-5

2001	Overall	Division
* Chicago	13-3	6-2
* Green Bay	12-4	6-2
* Tampa Bay	9-7	4-4
Minnesota	5-11	3-5
Detroit	2-14	1-7

2000	Overall	Division
* Minnesota	11-5	5-3
* Tampa Bay	10-6	4-4
Green Bay	9-7	5-3
Detroit	9-7	3-5
Chicago	5-11	3-5

1999	Overall	Division
* Tampa Bay	11-5	5-3
* Minnesota	10-6	4-4
* Detroit	8-8	4-4
Green Bay	8-8	4-4
Chicago	6-10	3-5

1998	Overall	Division
* Minnesota	15-1	7-1
* Green Bay	11-5	4-4
Tampa Bay	8-8	4-4
Detroit	5-11	4-4
Chicago	4-12	1-7

1997	Overall	Division
* Green Bay	13-3	7-1
* Tampa Bay	10-6	3-5
* Minnesota	9-7	6-2
* Detroit	9-7	3-5
Chicago	4-12	1-7

1996	Overall	Division
* Green Bay	13-3	7-1
Minnesota	9-7	5-3
Chicago	7-9	3-5
Tampa Bay	6-10	2-6
Detroit	5-11	3-5

1995	Overall	Division
* Green Bay	11-5	5-3
* Detroit	10-6	6-2
Chicago	9-7	4-4
Minnesota	8-8	3-5
Tampa Bay	7-9	2-6

1994	Overall	Division
* Minnesota	10-6	5-3
* Detroit	9-7	6-2
* Chicago	9-7	4-4
* Green Bay	9-7	3-5
Tampa Bay	6-10	2-6

1993	Overall	Division
* Detroit	10-6	4-4
* Minnesota	9-7	6-2
* Green Bay	9-7	4-4
Chicago	7-9	3-5
Tampa Bay	5-11	3-5

1992	Overall	Division
* Minnesota	11-5	7-1
Green Bay	9-7	4-4
Tampa Bay	5-11	3-5
Chicago	5-11	3-5
Detroit	5-11	3-5

1991	Overall	Division
* Detroit	12-4	6-2
* Chicago	11-5	7-1
Minnesota	8-8	3-5
Green Bay	4-12	3-5
Tampa Bay	3-13	1-7

1990	Overall	Division
* Chicago	11-5	6-2
* Tampa Bay	6-10	5-3
Detroit	6-10	3-5
Green Bay	6-10	3-5
Minnesota	6-10	3-5

1989	Overall	Division
* Minnesota	10-6	6-2
Green Bay	10-6	5-3
Detroit	7-9	4-4
Chicago	6-10	2-6
Tampa Bay	5-11	3-5

1988	Overall	Division
* Chicago	12-4	6-2
* Minnesota	11-5	6-2
Tampa Bay	5-11	4-4
Detroit	4-12	2-6
Green Bay	4-12	2-6

1987	Overall	Division
* Chicago	11-4	7-0
* Minnesota	8-7	3-5
Green Bay	5-9-1	3-4
Tampa Bay	4-11	3-4
Detroit	4-11	2-5

1986	Overall	Division
* Chicago	14-2	7-1
* Minnesota	8-8	6-2
Detroit	5-11	3-5
Green Bay	4-12	3-5
Tampa Bay	2-14	1-7

1985	Overall	Division
* Chicago	15-1	8-0
Green Bay	8-8	6-2
Minnesota	7-9	3-5
Detroit	7-9	2-6
Tampa Bay	2-14	1-7

1984	Overall	Division
* Chicago	10-6	7-1
Green Bay	8-8	5-3
Tampa Bay	6-10	3-5
Detroit	4-11-1	3-5
Minnesota	3-13	2-6

1983	Overall	Division
* Detroit	9-7	7-1
Green Bay	8-8	4-4
Chicago	8-8	4-4
Minnesota	8-8	4-4
Tampa Bay	2-14	1-7

1982	Overall	Division
(No official champion due to strike)		
* Green Bay	5-3-1	1-2
* Minnesota	5-4	3-1
* Tampa Bay	5-4	2-1
* Detroit	4-5	3-3
Chicago	4-5	1-3

1981	Overall	Division
* Tampa Bay	9-7	6-2
Detroit	8-8	4-4
Green Bay	8-8	4-4
Minnesota	7-9	4-4
Chicago	6-10	2-6

1980	Overall	Division
* Minnesota	9-7	5-3
Detroit	9-7	5-3
Chicago	7-9	5-3
Tampa Bay	5-10-1	1-6-1
Green Bay	5-10-1	3-4-1

1979	Overall	Division
* Tampa Bay	10-6	6-2
* Chicago	10-6	5-3
Minnesota	7-9	5-3
Green Bay	5-11	3-5
Detroit	2-14	1-7

1978	Overall	Division
* Minnesota	8-7-1	5-2-1
Green Bay	8-7-1	5-2-1
Detroit	7-9	4-4
Chicago	7-9	3-5
Tampa Bay	5-11	2-6

1977	Overall	Division
* Minnesota	9-5	6-1
* Chicago	9-5	6-1
Detroit	6-8	2-5
Green Bay	4-10	2-5
Tampa Bay	2-12	0-4

1976	Overall	Division
* Oakland	13-1	7-0
Denver	9-5	5-2
San Diego	6-8	2-5
Kansas City	5-9	2-5
Tampa Bay	0-14	0-4

\* Qualified for playoffs

OWNERSHIP

PLAYERS

2008 REVIEW

HISTORY

RECORDS

SIDELINES

# ALL-TIME ATTENDANCE

(Regular Season Only)

YEAR	HOME GAMES	ATTENDANCE	AVG
1976	7	309,184	44,169
1977	7	368,458	52,637
1978	8	504,436	63,054
1979	8	545,980	68,248
1980	8	522,785	65,348
1981	8	536,936	67,117
1982	5	328,660	65,732
1983	8	398,414	49,802
1984	8	362,856	45,357
1985	8	310,027	38,753
1986	8	320,647	40,081
1987	7	303,676	43,382
1988	8	388,257	48,532
1989	8	439,685	54,961
1990	8	455,776	56,972
1991	8	375,016	46,877
1992	8	397,586	49,698
1993	8	377,498	47,187
1994	8	367,443	45,930
1995	8	473,546	59,193
1996	8	333,350	41,669
1997	8	543,514	67,939
1998	8	518,047	64,756
1999	8	522,691	65,336
2000	8	524,775	65,597
2001	8	524,498	65,562
2002	8	525,009	65,626
2003	8	524,352	65,544
2004	8	522,720	65,340
2005	8	521,741	65,218
2006	8	524,661	65,583
2007	8	522,530	65,316
2008	8	516,088	64,511
TOTALS	258	14,710,842	57,019

YEAR	ROAD GAMES	ATTENDANCE	AVG
1976	7	324,086	46,298
1977	7	341,766	48,824
1978	8	396,292	49,537
1979	8	436,994	54,624
1980	8	437,098	54,637
1981	8	465,102	58,138
1982	4	197,874	49,469
1983	8	476,909	59,614
1984	8	431,596	53,950
1985	8	374,307	46,788
1986	8	349,832	43,729
1987	8	361,959	45,245
1988	8	364,421	45,553
1989	8	412,571	51,571
1990	8	440,138	55,017
1991	8	419,459	52,432
1992	8	415,198	51,900
1993	8	474,685	59,336
1994	8	418,623	52,328
1995	8	431,130	53,891
1996	8	437,307	54,663
1997	8	459,316	57,415
1998	8	491,128	61,391
1999	8	478,176	59,772
2000	8	555,954	69,494
2001	8	513,830	64,229
2002	8	519,889	64,986
2003	8	562,981	70,373
2004	8	523,354	65,419
2005	8	523,095	65,387
2006	8	546,120	68,265
2007	8	537,314	67,164
2008	8	532,965	66,621
TOTALS	258	14,651,469	56,789

## TOP TEN ATTENDANCE

DATE	OPPONENT	SCORE	RESULT	CROWD
Raymond James Stadium – Top 10 Attendance				
1.	1/15/00	* Washington	14-13	W 65,835
2.	10/22/06	Philadelphia	23-21	W 65,808
3.	12/6/99	Minnesota	24-17	W 65,741
4.	10/15/06	Cincinnati	14-13	W 65,732
5.	12/26/99	Green Bay	29-10	W 65,723
6.	11/19/06	Washington	20-17	W 65,699
7.	12/10/06	Atlanta	17-6	L 65,691
8.	12/23/02	Pittsburgh	17-7	L 65,684
9.	11/24/02	Green Bay	21-7	W 65,672
10.	11/3/02	Minnesota	38-24	W 65,667

\* Playoff Game

## ALL-TIME ROSTER

To be listed on the all-time roster, a player must have been on the roster for at least one regular-season game. The 44 players who participated in 1987 replacement games only are listed separately at the end.

Red indicates active with Buccaneers.

PLAYER	POSITION	NUMBER	SCHOOL	SEASONS	YEARS	GAMES	STARTS
A							
Abdullah, Rabih	RB	26, 27	Lehigh	4	1998-01	43	1
Abraham, Clifton	CB	26	Florida State	1	1995	6	0
Abraham, Donnie	CB	21	East Tennessee State	6	1996-01	92	78
Acorn, Fred	CB	27	Texas	1	1984	16	1
Adams, Blue	CB/S	46	Cincinnati	2	2005-06	29	0
Adams, Gaines	DE	90	Clemson	2	2008-	32	24
Adams, Scott	G	71	Georgia	1	1996	7	2
Adams, Theo	T	73	Hawaii	1	1993	7	0
Ahanotu, Chidi	DE/DT	72, 90, 95	California	9	1993-00; 2004	121	109
Alexander, Elijah	LB	59	Kansas State	1	1992	12	0
Allen, Greg	RB	28	Florida State	1	1986	2	0
Allen, Will	S	26, 37	Ohio State	5	2004-	76	24
Alstott, Mike	FB	40	Purdue	12	1996-07*	158	137
Alward, Tom	G	67	Nebraska	1	1976	14	9
Anderson, Darren	CB	44	Toledo	2	1992-93	15	1
Anderson, Don	CB	23	Purdue	1	1987	11	0
Anderson, Gary	RB	40	Arkansas	4	1990-93	53	23
Anderson, Jerry	S	31	Oklahoma	1	1978	2	0
Anderson, Jesse	TE	89	Mississippi State	3	1990-92	32	4
Anno, Sam	LB	56	Southern California	3	1989-91	48	0
Anthony, Reidel	WR	85	Florida	5	1997-01	73	38
Anthony, Terry	WR	85	Florida State	2	1990-91	10	0
Arbubakrr, Hasson	DE	69	Texas Tech	1	1983	16	1
Ariri, Obed	PK	2	Clemson	1	1984	16	0
Armstrong, Adger	FB	46, 40	Texas A&M	3	1983-85	42	14
Armstrong, Tyji	TE	86	Mississippi	4	1992-95	59	28
Askew, B.J.	FB	35	Michigan	2	2007-	23	13
Austin, Cliff	RB	39	Clemson	1	1987	3	2
Austin, Darrell	G/C/T	69	South Carolina	2	1979-80	24	2
Austin, Eric	S	27	Jackson State	1	1996	2	0
B							
Baber, Billy	TE	44	Virginia	1	2004	1	0
Bailey, Don	C	61	Miami (FL)	1	1983	0	0
Ball, Larry	LB	53	Louisville	1	1976	13	0
Barber, Chris	CB	33	North Carolina A&T	1	1992	3	0
Barber, Mike	WR	84	Marshall	1	1992	2	0
Barber, Ronde	CB	20	Virginia	12	1997-	177	168
Barlow, Reggie	WR	84	Alabama State	2	2002-03	13	1
Barnes, Darian	FB	30	Hampton	2	2002-03	20	0
Barnhardt, Tommy	P	6	North Carolina	3	1996-98	38	0
Barrett, David	RB	30	Houston	1	1982	7	0
Bartalo, Steve	RB	42	Colorado State	1	1987	9	0
Battaglia, Marco	TE	81	Rutgers	1	2002	2	0
Bax, Carl	G	75	Missouri	2	1989-90	15	10
Becht, Anthony	TE	88	West Virginia	3	2005-07	48	34
Beckles, Ian	G	62	Indiana	7	1990-96	101	97
Bell, Jerry	TE	82	Arizona State	5	1982-86	60	30
Bell, Kerwin	QB	11	Florida	1	1989	0	0
Bell, Ricky	RB	42	Southern California	5	1977-81	60	50
Bell, Theo	WR	83	Arizona	5	1981-85	70	13
Bellisari, Greg	LB	52	Ohio State	2	1997-98	16	0
Benjamin, Ryan	LS	66	South Florida	2	2002-03	26	0
Bennett, Charles	DE	93, 92	Clemson	2	2006-07*	3	0
Bennett, Michael	RB	29	Wisconsin	2	2007-08	13	1
Berns, Rick	RB	36	Nebraska	2	1979-80	32	3
Bidwell, Josh	P	9	Oregon	5	2004-	80	0
Bishop, Harold	TE	89	Louisiana State	1	1994	6	0
Black, Quincy	LB	58	New Mexico	2	2007-	31	0



Blackman, Ken	G	66	Illinois	1	1999	0	0
Blados, Brian	G	69	South Carolina	1	1992	2	0
Blahak, Joe	CB	21	Nebraska	1	1976	2	1
Blanchard, Tom	P	16	Oregon	3	1979-81	35	0
Bligen, Dennis	RB	38	St. John's	1	1986	2	0
Blount, Jeb	QB	17	Tulsa	1	1977	5	4
Boatner, Mack	RB	34	Southeast Louisiana	1	1986	7	0
Bolden, Juran	CB	21	Mississippi Delta	2	2005-06	32	13
Bonness, Rik	LB	53	Nebraska	3	1977-79	45	2
Booty, John	S	44	TCU	1	1995	7	2
Boryla, Mike	QB	10	Stanford	2	1977, 1978*	1	1
Boston, David	WR	89	Ohio State	1	2007	0	0
Bouie, Tony	S	23	Arizona	4	1995-98	57	4
Boyettt, Lon	TE	84	Cal State-Northridge	1	1977	0	0
Bradley, Jon	DT	73, 91	Arkansas State	3	2004-06	26	3
Brady, Ed	LB	53	Illinois	4	1992-95	64	0
Brady, Jeff	LB	57	Kentucky	1	1994	16	0
Brady, Ricky	TE	49	Oklahoma	1	1997^	0	0
Braggs, Byron	DE	71	Alabama	1	1984	14	0
Brantley, Scot	LB	52	Florida	8	1980-87	114	71
Branton, Gene	TE/WR	80	Texas Southern	2	1983, 1985	3	0
Brien, Doug	K	4	California	1	2001	2	0
Bright, Leon	RB/KR	29	Florida State	2	1984-85	21	0
Brooks, Derrick	LB	55	Florida State	14	1995-08	224	221
Brooks, James	RB	20	Auburn	1	1992	2	0
Brooks, Reggie	RB	41	Notre Dame	1	1996	11	4
Brown, Aaron	LB	55	Ohio State	3	1978-80	44	2
Brown, Cedric	S	34	Kent	9	1976-84	100	95
Brown, Lomas	T	75	Florida	1	2002	11	0
Brown, Selwyn	S	28	Miami (FL)	1	1988	4	0
Brown, Tim	WR	81	Notre Dame	1	2004	15	4
Browner, Joey	S	47	Southern California	1	1992	7	2
Browner, Keith	LB	57	Southern California	3	1984-86	47	28
Brownlow, Darrick	LB	55	Illinois	2	1992-93	31	4
Bruhin, John	G	69	Tennessee	4	1988-91	49	21
Bryant, Anthony	DT	64	Alabama	1	2005	4	0
Bryant, Antonio	WR	89	Pittsburgh	1	2008-	16	15
Bryant, Matt	K	3	Baylor	4	2005-	63	0
Buchanon, Phillip	CB	31	Miami (FL)	3	2006-08	42	33
Buckley, Curtis	S	28	East Texas State	3	1993-95	38	2
Buening, Dan	G	72	Wisconsin	3	2005-07	25	23
Bujnoch, Glenn	G	77	Texas A&M	2	1983-84	14	5
Burnette, Reggie	LB	56, 50	Houston	2	1992-93	20	4
Burns, Keith	LB	51	Oklahoma State	1	2004	16	0
Bussey, Barney	S/LB	27	South Carolina State	3	1993-95	40	27
Butler, Gary	TE	82	Rice	1	1977	4	0

## C

Calhoun, Mike	DT/DE	70	Notre Dame	1	1980	3	0
Campbell, Darrell	DT	60	Notre Dame	1	2006	0	0
Campbell, Joe	DE	79	Maryland	1	1981	7	0
Cannida, James	DT	98	Nevada-Reno	4	1998-01	40	2
Cannon, John	DE/DT	78	William & Mary	9	1982-90	122	72
Capece, Bill	PK	3	Florida State	3	1981-83	37	0
Carlson, Jeff	QB	7	Weber State	2	1990-91	4	1
Carlton, Darryl	T	70	Tampa	3	1977-79	43	27
Carney, John	PK	3, 4	Notre Dame	2	1988-89	5	0
Carrier, Mark	WR	88, 89	Nicholls State	6	1987-92	88	80
Carroll, Jay	TE	86	Minnesota	1	1984	16	2
Carter, Blanchard	G	66	UNLV	1	1977	13	0
Carter, Carl	CB	44	Texas Tech	1	1991	11	10
Carter, Gerald	WR	87	Texas A&M	8	1980-87	100	61
Carter, Kevin	DE/DT	93	Florida	2	2007-08	32	30
Carter, Louis	RB	32	Maryland	3	1976-78	44	15
Carter, Marty	S	23	Middle Tennessee State	4	1991-94	62	55
Carver, Melvin	RB	28	UNLV	4	1982-85	32	11
Cash, Antoine	LB	52	Southern Mississippi	2	2006-07*	16	0
Castille, Jeremiah	CB	23	Alabama	4	1983-86	60	45
Cerqua, Marq	LB	58	Carson-Newman	1	2001	3	0

Cesare, Billy	CB	44	Miami (FL)	3	1978-79; 1981	42	0
Chambers, Wally	DE	60	Eastern Kentucky	2	1978-79	28	18
Chamblee, Al	DE	57	Virginia Tech	2	1991-92	22	3
Chandler, Chris	QB	17	Washington	2	1990-91	13	6
Christie, Steve	PK	2	William & Mary	2	1990-91	32	0
Christy, Jeff	C	62	Pittsburgh	3	2000-02	47	47
Chukwurah, Patrick	LB/DE	54, 94	Wyoming	2	2007-08	9	0
Ciurciu, Vinny	FB	44	Boston College	1	2003	8	0
Claiborne, Robert	WR	81	San Diego State	1	1993	5	0
Clark, Brian M.	PK	5	Florida	1	1982	1	0
Clark, Brian R.	WR	87, 18	North Carolina State	2	2007-	10	0
Clark, Randy	S	31	Florida	1	1984	2	0
Claybrooks, DeVone	DT	93	East Carolina	1	2002	2	0
Clayton, Michael	WR	80	LSU	5	2004-	71	45
Clinkscales, Joey	WR	83	Tennessee	1	1988	3	0
Cobb, Reggie	RB	34, 33	Tennessee	4	1990-93	60	47
Cobb, Robert	DE	67	Arizona	1	1982	3	0
Cocroft, Sherman	S	25	San Jose State	1	1989	10	2
Coleman, Cosey	G	60	Tennessee	5	2000-04	71	63
Coleman, Sidney	LB	53, 50	Southern Mississippi	4	1988-90; 1992	37	10
Collins, Shawn	WR	89	Northern Arizona	1	1993	0	0
Colmer, Chris	T	61	North Carolina State	2	2005-06	0	0
Colzie, Neal	S	20	Ohio State	4	1980-83	46	29
Comella, Greg	FB	34	Stanford	1	2004	7	0
Cook, Jameel	FB	43, 33	Illinois	6	2001-05; 2008-82	18	
Cooper, Bert	LB	56	Florida State	1	1976	12	3
Cooper, Mark	T/G	71	Miami (FL)	3	1987-89	25	7
Cooper, Marquis	LB	58	Washington	2	2004-05	26	0
Copeland, Horace	WR	88, 89	Miami (FL)	6	1993-98*	58	28
Cotney, Mark	S	33	Cameron State	9	1976-84*	113	92
Courson, Steve	G	72	South Carolina	2	1984-85	30	25
Covington, Tony	S	25	Virginia	4	1991-94*	31	15
Cox, Torrie	CB	27, 24	Pittsburgh	6	2003-*	45	3
Crawford, Casey	TE	89	Virginia	1	2002	4	0
Crisman, Joel	G	68	Southern California	1	1996	9	0
Criswell, Ray	P	13	Florida	2	1987-88	19	0
Crockett, Zack	FB	30	Florida State	1	2007	1	0
Crowder, Randy	DE/DT	71	Penn State	3	1978-80	32	10
Culpepper, Brad	DT	73, 77	Florida	6	1994-99	93	80
Culpepper, Willie	WR	81	Southwest Louisiana	1	1992	3	0
Current, Mike	T	74	Ohio State	1	1976	14	14
Curry, Craig	S	31	Texas	3	1984-86	37	16
Curry, DeMarcus	T	76	Auburn	2	2000-01	3	0
Curry, Eric	DE	75	Alabama	5	1993-97	59	44

## D

Darby, Alvis	TE	82	Florida	1	1978	6	1
Darby, Chartric	DT	91	South Carolina State	4	2001-04	61	23
Darby, Kenneth	RB	33	Alabama	1	2007	1	0
Darns, Phil	DE	75	Mississippi Valley State	1	1984	2	0
Davis, Anthony	RB	28	Southern California	1	1977	11	6
Davis, Anthony	T	69	Virginia Tech	6	2003-08	47	32
Davis, Charlie	RB	26	Colorado	1	1976	7	4
Davis, Don	LB	58	Kansas	3	1998-00	35	0
Davis, Gary	RB	28	Cal Poly SLO	2	1980-81	22	2
Davis, Greg	PK	8	The Citadel	1	1987	0	0
Davis, Jeff	LB	58	Clemson	6	1982-87	83	72
Davis, John	TE	80, 87	Emporia State	3	1997-99	40	2
Davis, Johnny	FB	38	Alabama	3	1978-80	46	20
Davis, Reuben	DE	79	North Carolina	5	1988-92	65	55
Davis, Ricky	DB	27	Alabama	1	1976	11	0
Davis, Sammy	CB	22	Texas A&M	1	2007	14	1
Davis, Tony	RB	27	Nebraska	3	1979-81	47	2
Davis, Tyree	WR	82	Central Arkansas	2	1994-95	1	0
Dawsey, Lawrence	WR	80	Florida State	5	1991-95	57	41
DeBerg, Steve	QB	17	San Jose State	6	1984-87; 92-93	64	37
Deese, Derrick	T	70	Southern California	1	2004	16	16
Delaney, Jeff	S	24	Pittsburgh	1	1981	2	0
Denman, Chris	T	74	Fresno State	1	2007*	0	0

Diaz, Jorge	G	64	Texas A&M-Kingsville	4	1996-99	52	45
Dickinson, Parnell	QB	18	Mississippi Valley State	1	1976	8	1
Dierking, Scott	FB/RB	25	Purdue	1	1984	8	2
Dilfer, Trent	QB	12	Fresno State	6	1994-99	79	76
Dilger, Ken	TE	85	Illinois	3	2002-04	47	44
Dill, Scott	G/T	76	Memphis	6	1990-95	59	46
Dimry, Charles	CB	39	UNLV	3	1994-96	48	39
Dixon, Dwayne	WR	81	Florida	2	1984; 1987	12	0
Dogins, Kevin	C	65	Texas A&M-Kingsville	5	1996-00	18	9
Dombrowski, Paul	S	47	Linfield (OR)	1	1985	6	0
Dotson, Santana	DT/DE	71	Baylor	4	1992-95	64	46
Douglas, Derrick	RB	37	Louisiana Tech	1	1990	0	0
Douglas, Freddie	WR	84	Arkansas	1	1976	7	1
Drewrey, Willie	WR/PR	87	West Virginia	4	1989-92	57	3
DuBose, Demetrius	LB	93	Notre Dame	4	1993-96	60	5
DuBose, Jimmy	RB	35	Florida	3	1976-78	33	15
Duckens, Mark	DE/DT	95	Arizona State	1	1992	5	3
Dudley, Rickey	TE	88	Ohio State	3	2002-04	24	5
Duncan, Jamie	LB	59	Vanderbilt	4	1998-01	59	36
Dunn, K.D.	TE	80, 85	Clemson	2	1985-86	14	0
Dunn, Warrick	RB	28	Florida State	6	1997-01; 2008	91	71

## E

Easmon, Ricky	CB	26	Florida	2	1985-86	15	2
Eckwood, Jerry	RB	43	Arkansas	3	1979-81	47	30
Economos, Andrew	LS	48	Georgia Tech	3	2006-	35	0
Edmonds, Bobby Joe	RB/KR	41	Arkansas	1	1995	16	0
Edwards, Mario	CB	27	Florida State	1	2004	15	3
Elder, Donnie	S/CB	40	Memphis	2	1988-89	32	0
Ellison, Jerry	RB	37	Tenn.-Chattanooga	4	1995-98	64	5
Emanuel, Bert	WR	87	Rice	2	1998-99	22	21
Erickson, Craig	QB	7	Miami (FL)	3	1992-94	37	30
Evans, James	FB	38	Southern	1	1987	1	0
Everett, Eric	CB/S	42	Texas Tech	1	1990	16	0
Everett, Thomas	S	22	Baylor	2	1994-95	28	25

## F

Faine, Jeff	C	52	Notre Dame	1	2008-	16	16
Farmer, Dave	FB	41	Southern California	1	1978	3	0
Farmer, Karl	WR	84	Pittsburgh	1	1978	2	0
Farquhar, John	TE	89	Duke	1	1996	1	0
Farrell, Sean	G/T	62	Penn State	5	1982-86	64	59
Ferguson, Joe	QB	12	Arkansas	2	1988-89	7	3
Fest, Howard	G-T	72	Texas	2	1976-77	15	14
Fielder, Don	DE	65	Kentucky	1	1985	11	0
Ford, Chris	WR	81	Lamar	1	1990	1	0
Ford, Mike	QB	10	SMU	2	1981-82	0	0
France, Todd	K	4	Toledo	1	2005	1	0
Franklin, Larry	WR	80	Jackson State	1	1978	2	0
Franklin, Pat	RB	35	Southwest Texas State	1	1986	8	1
Freeman, Phil	WR	81	Arizona	3	1985-87	37	11
Freitas, Rockne	T	74	Oregon State	1	1978	13	2
Frizzell, William	S	33	N. Carolina Central	1	1991	16	4
Frost, Scott	S	21	Nebraska	1	2003	4	0
Fullington, Darrell	S	27	Miami (FL)	2	1991-92	27	13
Fusina, Chuck	QB	14	Penn State	3	1979-81	7	0
Futrell, Bobby	CB/S	36	Elizabeth City State	5	1986-90	61	17

## G

Galloway, Joey	WR	84	Ohio State	5	2004-08	66	56
Gant, Brian	LB	91	Illinois State	1	1987	11	3
Gant, Kenneth	S	29	Albany (GA) State	3	1995-97	41	3
Garcia, Frank	P	5	Arizona	5	1983-87	76	0
Garcia, Jeff	QB	7	San Jose State	2	2007-08	25	24
Garner, Charlie	RB	30	Tennessee	1	2004	3	3
Garrett, Jason	QB	17	Princeton	1	2004	0	0
Gates, Lionel	RB	28	Louisville	2	2006-07	1	0
Gay, Everett	WR	89	Texas	1	1989	0	0
Gessner, Chas	WR	83	Brown	1	2007	1	0
Gibson, David	S	46, 34, 22	Southern California	4	2000-03	34	0

Giles, Jimmie	TE	88	Alcorn State	9	1978-86	121	112
Gill, Randy	LB	49	San Jose State	1	1978	1	0
Gillespie, Willie	WR	83	Tenn.-Chattanooga	1	1986	2	0
Gilmore, John	TE	88	Penn State	1	2008-	16	10
Gladman, Charles	RB	37	Pittsburgh	1	1987	2	0
Goff, Robert	DE	94	Auburn	2	1988-89	28	18
Gold, Ian	LB	52	Michigan	1	2004	16	13
Golden, Jack	LB	58	Oklahoma State	2	2002-03	17	0
Golsteyn, Jerry	QB	11	Northern Illinois	2	1982-83	6	3
Gooch, Jeff	LB	50	Austin Peay	8	1996-01, 2004-05*	105	22
Goode, Conrad	G	79	Missouri	1	1987	11	2
Goode, Kerry	RB	27	Alabama	1	1988	14	5
Goodspeed, Dan	T	64	Kent State	1	2002	0	0
Gordon, Sonny	S	31	Ohio State	1	1987	7	0
Gradkowski, Bruce	QB	7, 5	Toledo	2	2006-07	17	11
Graham, Dan	C	65	Northern Illinois	1	1989	0	0
Graham, Don	LB	53	Penn State	1	1987	2	0
Graham, Earnest	RB	34, 33	Florida	5	2004-	66	20
Gramatica, Martin	K	7, 10	Kansas State	6	1999-04	89	0
Grant, Darryl	DT	97	Rice	1	1991	2	0
Grant, David	DT	99	West Virginia	1	1992	2	0
Grant, Frank	WR	83	South Colorado State	1	1978	10	4
Gray, Jerry	S	20	Texas	1	1993	14	5
Green, Cornell	T/G	74	Central Florida	3	2002-03, 2006	37	8
Green, Dave	P/K	4	Ohio	3	1976-78	44	0
Green, Hugh	LB	53	Pittsburgh	5	1981-85	54	53
Green, Jacques	WR	81	Florida	4	1998-01	56	37
Green, Rogerick	CB	26	Kansas State	3	1992-94*	12	1
Green, Willie	WR	82	Mississippi	1	1994	5	0
Greenwood, David	S	30	Wisconsin	1	1985	16	10
Gregory, Damian	DT	66	Illinois State	1	2004	6	0
Grice, Shane	G	68	Mississippi	1	2001	1	0
Griese, Brian	QB	8	Michigan	3	2004-05; 2008-	22	21
Grimes, Randy	G/C	60	Baylor	10	1983-92*	118	104
Gruber, Paul	T	74	Wisconsin	12	1988-99	183	183
Gunn, Jimmy	LB	30	Southern California	1	1976	13	11
Gurley, Buck	DT	90	Florida	1	2002	8	0

## H

Haddix, Wayne	CB/S	45	Liberty	2	1990-91	22	20
Hagins, Isaac	WR	81, 1	Southern	5	1976-80	50	32
Hall, Rhett	DT	91, 66	California	3	1991-93	21	0
Hall, Ron	TE	82	Hawaii	7	1987-93	101	90
Hamilton, Harry	S	39	Penn State	4	1988-91	52	50
Hamilton, Joe	QB	14, 1	Georgia Tech	3	2000-02*	1	0
Hamilton, Marcus	CB	32	Virginia	1	2008	1	0
Hampton, Alonzo	CB	22	Pittsburgh	1	1991	15	3
Hankton, Cortez	WR	14	Texas Southern	1	2008-*	0	0
Hannah, Charley	T/DE	73	Alabama	6	1977-82	77	61
Hanratty, Terry	QB	5	Notre Dame	1	1976	4	1
Hape, Patrick	TE	82	Alabama	4	1997-00	61	8
Hardy, Robert	RB	36	Carson-Newman	1	1991	16	0
Harper, Alvin	WR	82, 80	Tennessee	2	1995-96	25	19
Harris, Jackie	TE	81, 80	Northeast Louisiana	4	1994-97	50	48
Harris, Leonard	WR	84	Texas Tech	1	1986	5	1
Harris, Odie	S	20	Sam Houston	3	1988-90	48	9
Harris, Paul	LB	52	Alabama	2	1977-78	19	2
Harris, Rudy	FB	43	Clemson	2	1993-94	18	2
Harris, William	TE	86	Texas	1	1989	16	2
Harrison, Todd	TE	89	North Carolina State	1	1992	1	0
Harvey, John	RB	26	UTEP	1	1990	16	1
Harvey, Maurice	CB	24	Ball State	1	1984	15	0
Hastings, Andre	WR	88	Georgia	1	2000	3	0
Hawkins, Andy	LB	59	Texas A&I	4	1980-83	47	27
Hawkins, Courtney	WR	85, 5	Michigan State	5	1992-96	77	48
Haye, Jovan	DT	71	Vanderbilt	3	2006-08	40	30
Hayes, Eric	DT	95	Florida State	1	1993	2	0
Hayes, Geno	LB	54	Florida State	1	2008-	9	0
Hayward, Adam	LB	57	Portland State	2	2007-	28	0

Hedberg, Randy	QB	14	Minot State	1	1977	7	4
Heflin, Vince	WR	89	Central (OH) State	1	1986	6	3
Hegamin, George	T	79	North Carolina State	2	1999-00	17	1
Heinrich, Keith	TE	87	Sam Houston State	1	2007	4	0
Heller, Ron	T	73	Penn State	4	1984-87	58	56
Heller, Will	TE	89, 85	Georgia Tech	3	2003-05	19	3
Herron, Noah	RB	29	Northwestern	1	2008	0	0
Hewko, Bob	QB	8	Florida	1	1983	2	0
Highsmith, Alonzo	FB	32	Miami (FL)	2	1991-92	16	2
Hill, Bruce	WR	84	Arizona State	5	1987-91	57	50
Hilliard, Ike	WR	19	Florida	4	2005-08	63	14
Hires, Leon	C	70	Florida	1	2001	0	0
Hochstein, Russ	G	65	Nebraska	2	2001-02	1	0
Holloway, Derek	WR	83	Arkansas	1	1987	1	0
Holloway, Steve	TE	80	Tennessee State	1	1987	6	4
Holmes, Ron	DE	90	Washington	4	1985-88	50	44
Holt, John	CB	21	West Texas State	5	1981-85	72	53
Horton, Greg	G	64	Colorado	2	1978-79	30	28
House, Kevin	WR	89	Southern Illinois	7	1980-86	94	81
Hovan, Chris	DT	95	Boston College	4	2005-	63	63
Howard, Bobby	RB	25	Indiana	3	1986-88	20	2
Howard, Carl	CB	25	Rutgers	1	1985	4	0
Howard, William	FB	43	Tennessee	2	1988-89	31	21
Howell, John	S	38	Colorado State	4	2001-04	54	8
Huff, Gary	QB	19	Florida State	2	1977-78	14	6
Hunt, Charles	LB	55	Florida State	1	1976	5	0
Hunter, Brice	WR	88, 19	Georgia	2	1997-98	13	0
Hunter, Eddie	RB	37	Virginia Tech	1	1987	3	0
Hunter, Jeff	DE	97	Albany (GA) State	1	1994	1	0
Husted, Michael	K	5	Virginia	6	1993-98	96	0
Hutchinson, Scott	DE	70	Florida	1	1981	16	0

## I

Igwebuike, Donald	PK	1	Clemson	5	1985-89	72	0
Ingram, Byron	T/G	61	Eastern Kentucky	1	1989	0	0
Ingram, Stephen	T/G	65, 67	Maryland	3	1995-97*	2	0
Inmon, Earl	LB	59	Bethune-Cookman	1	1978	2	0
Irwin, Tim	T	78	Tennessee	1	1994	8	6
Isom, Ray	S	28	Penn State	2	1987-88	8	6
Ivy, Corey	CB	35	Oklahoma	4	2001-04	49	2

## J

Jackson, Dexter L.	S	34, 28	Florida State	6	1999-02; 2004-05	73	42
Jackson, Dexter M.	WR	10	Appalachian State	1	2008-	7	0
Jackson, Noah	G	65	Tampa	1	1984	6	3
Jackson, Scott	C	74	Brigham Young	2	2005-06	0	0
Jackson, Tanard	S	28	Syracuse	2	2007-	32	32
Jackson, Tyoka	DT/DE	97	Penn State	5	1996-00	63	16
Jameson, Larry	DT	69	Indiana	1	1976	1	0
Jarvis, Curt	DT	95	Alabama	4	1987-90	38	36
Jeffers, Lemont	LB	55	Tennessee	1	1982	0	0
Jenkins, Julian	DT/DE	91	Stanford	1	2006	12	0
Jenkins, Kerry	G	71	Troy State	2	2002-03	31	26
Jennings, Rick	WR	81	Maryland	1	1976	0	0
Jennings, Stanford	RB	28	Furman	1	1992	11	0
Johnson, Brad	QB	14	Florida State	4	2001-04	49	49
Johnson, Cecil	LB	56	Pittsburgh	9	1977-85	111	90
Johnson, Dennis	LB	55	Southern California	1	1985	8	0
Johnson, Essex	RB	19	Grambling	1	1976	14	1
Johnson, Greg	DE	72	Florida State	1	1977	5	0
Johnson, Josh	QB	11	San Diego	1	2008-	0	0
Johnson, Keyshawn	WR	19	Southern California	4	2000-03	57	57
Johnson, Melvin	S	25	Kentucky	3	1995-97	43	26
Johnson, Randy	C/G	65	Georgia	2	1977-78	22	1
Johnson, Rob	QB	11	Southern California	1	2002	6	2
Johnson, Tracy	FB	43	Clemson	1	1996	10	0
Jolley, Doug	TE	86	Brigham Young	1	2006	11	0
Jones, Gordon	WR	84	Pittsburgh	4	1979-82	49	26
Jones, LaCurtis	LB	57	Baylor	1	1996	10	0



Jones, Marcus	DT/DE	78	North Carolina	6	1996-01	84	39
Jones, Mark	WR	89, 11	Tennessee	3	2005-07	29	0
Jones, Milton	DE	90	Central (OH) State	1	1994	0	0
Jones, Rod	CB	22	SMU	4	1986-89	57	44
Jones, Roger	CB	24	Tennessee State	3	1991-93	31	6
Jones, Thomas	RB	22	Virginia	1	2003	16	3
Jones, Victor	LB	52	Virginia Tech	1	1988	8	0
Jordan, Andrew	TE	48	Western Carolina	1	1997	2	0
Jordan, Anthony	TE	49	Vanderbilt	1	1999^	0	0
Jordan, Curtis	S/CB	25	Texas Tech	5	1976-80	71	33
Jordan, David	G	61	Auburn	1	1987	0	0
Joseph, Davin	G	75	Oklahoma	3	2006-	41	40
Judie, Ed	LB	51	Northern Arizona	1	1983	11	10
June, Cato	LB	59	Michigan	2	2007-08	32	28
Junior, E.J.	LB	50	Alabama	1	1992	2	1
Jurevicius, Joe	WR	83	Penn State	3	2002-04	30	8

## K

Kaplan, Ken	T	79	New Hampshire	3	1983-85*	32	2
Kearney, Tim	LB	50	Northern Michigan	1	1976	0	0
Kellin, Kevin	DE	75	Minnesota	3	1986-88	20	1
Kelly, Brian	CB	25	Southern California	10	1998-07	130	79
Kemp, Bobby	S	33	Cal State-Fullerton	1	1987	12	12
Kendrick, Vince	RB	20	Florida	1	1976	1	0
Kersten, Wally	T	61	Minnesota	1	1985	0	0
Keys, Tyrone	DE	98	Mississippi State	2	1986-87	17	2
Kiel, Blair	QB	16	Notre Dame	1	1984	10	0
King, Austin	C	62	Northwestern	1	2003	0	0
King, Joe	S	41	Oklahoma State	2	1992-93	29	12
King, Shaun	QB	10	Tulane	5	1999-03	31	22
Kirby, Charles	FB	48	Virginia	2	2000-01*	6	2
Knight, Marcus	WR	12	Michigan	1	2004	0	0
Kollar, Bill	DE/DT	77	Montana State	5	1977-81	72	35
Komlo, Jeff	QB	7	Delaware	1	1983	2	0
Kubin, Larry	LB	59	Penn State	1	1985	4	0

## L

LaBeaux, Sandy	S	29	Cal State-Hayward	1	1983	3	0
Landeta, Sean	P	7	Towson State	1	1997	10	0
Lawrence, Larry	QB	13	Iowa	1	1976	1	0
Lawrie, Nate	TE	46, 85	Yale	2	2004-05	7	0
Lawson, Jamie	FB	38	Nicholls State	2	1989-90	11	0
Leak, Curtis	WR	83	Johnson C. Smith	1	1976	0	0
Leavitt, Allan	PK	9	Georgia	1	1977	8	0
Lee, Charles	WR	81, 82	Central Florida	3	2002-04	16	8
Lee, James	T	77	South Carolina State	1	2008-	1	0
Lee, Shawn	DT	97	North Alabama	2	1988-89	30	3
Legette, Tyrone	CB	45	Nebraska	2	1996-97	31	1
Lehr, Matt	C/G	68	Virginia Tech	1	2007	16	0
Lemon, Mike	LB	59	Kansas	2	1976-77	19	1
Leonard, Jim	C/G	62, 57	Santa Clara	4	1980-83	56	9
Lester, Fred	FB	30	Alabama A&M	1	1995	0	0
Levenseller, Mike	WR	84	Washington State	1	1978	2	0
Lewis, David	LB	57	Southern California	5	1977-81	75	64
Lewis, Derrick	WR	18	San Diego State	1	2004	0	0
Lewis, Garry	CB	22	Alcorn State	1	1992	16	2
Lewis, Reggie	DE	79	North Texas State	2	1979-80	22	0
Lindstrom, Chris	DE	75, 71	Boston	1	1985	13	2
Little, Everett	G/T	77	Houston	1	1976	10	1
Logan, David	DT	76	Pittsburgh	8	1979-86	110	103
Love, Sean	G	79	Penn State	2	1993-94	8	0
Lowry, Quentin	LB	64	Youngstown State	1	1986	6	0
Lucas, Chad	WR	15	Alabama State	1	2007	2	1
Lynch, John	S	47	Stanford	11	1993-03	164	132

## M

Maarleveld, J.D.	T	77	Maryland	2	1986-87	25	3
Mack, Elbert	CB	43	Troy	1	2008-	15	0
Mack, Milton	CB	21	Alcorn State	2	1992-93	28	19
Madise, Adrian	WR	12	Texas Christian	1	2004	0	0

Madison, Anthony	CB	37	Alabama	1	2007	0	0
Magee, Calvin	TE	86	Southern	4	1985-88	56	34
Mahan, Sean	G	79	Notre Dame	5	2003-06; 2008-	72	36
Mallard, Wesly	LB	54	Oregon	1	2005-06	22	0
Mallory, Rick	G	68	Washington	5	1984-88*	57	37
Maniecki, Jason	DT	90	Wisconsin	3	1996-98	18	0
Manley, Dexter	DE	92	Oklahoma State	1	1991	14	7
Manor, Brison	DE	75	Arkansas	1	1984	6	0
Marshall, Marvin	WR	89, 1	South Carolina State	3	1995-97*	5	0
Martin, Cecil	FB	37	Wisconsin	1	2003	1	0
Martin, Don	DB	21	Yale	1	1976	1	0
Marts, Lonnie	LB	51, 55	Tulane	3	1994-96	47	40
Marve, Eugene	LB	99	Saginaw Valley State	4	1988-91	64	52
Maxson, Alvin	RB	28	SMU	1	1978	1	0
Mayberry, Tony	C	61	Wake Forest	10	1990-99	160	145
Mayfield, Corey	DT	78	Oklahoma	1	1992	11	0
Mayhew, Martin	CB	35	Florida State	4	1993-96	60	59
McAfee, Fred	RB	35	Mississippi College	1	1999	1	0
McAleney, Ed	DE	69	Massachusetts	1	1976	2	0
McAdoo, Derrick	RB	33	Baylor	1	1988	5	0
McCants, Keith	DE/LB	52	Alabama	3	1990-92	47	35
McCardell, Keenan	WR	87	UNLV	2	2002-03	30	30
McCown, Luke	QB	12	Louisiana Tech	4	2005-	7	3
McCoy, Matt	LB	50	San Diego State	1	2008-	5	0
McDaniel, Randall	G	64	Arizona State	2	2000-01	32	32
McDermott, Sean	TE/LS	84	Kansas	1	2001	16	0
McDonald, Darnell	WR	84	Kansas State	1	1999	9	0
McDowell, Anthony	FB	37, 33	Texas Tech	3	1992-94	30	22
McFarland, Anthony	DT	92	LSU	8	1999-06	98	84
McGriff, Lee	WR	83	Florida	1	1976	6	3
McGruder, Mike	CB	21, 38	Kent	2	1994-95	31	5
McHale, Tom	G/DE	73, 99	Cornell	6	1987-92	59	30
McIntosh, Toddrick	DE	94	Florida State	2	1994-95	15	1
McKay, John	WR	89	Southern California	3	1976-78	43	30
McKeever, Vito	CB	21	Florida	2	1986-87	17	8
McLaughlin, John	DE	95	California	2	1999-00	18	0
McLeod, Kevin	FB	43	Auburn	1	1999	7	0
McNeal, Bryant	DE	98	Clemson	1	2004	0	0
McNeill, Rod	RB	22	Southern California	1	1976	11	0
McRae, Charles	G/T	70	Tennessee	5	1991-95	71	38
Medlin, Dan	G	68	North Carolina State	2	1977-78	28	22
Middleton, Frank	G	73	Arizona	4	1997-00	63	50
Middleton, Terdell	RB	45, 43, 44	Memphis	2	1982-83	9	0
Mihlhauser, Nick	C	66	Washington State	1	2006	0	0
Milanovich, Scott	QB	13	Maryland	4	1996-99	1	0
Miller, Solomon	WR	83	Utah State	1	1987	8	0
Mincy, Charles	S	22	Washington	3	1986-98	34	25
Minnis, Marvin	WR	13	Florida State	1	2003	0	0
Mitchell, Aaron	CB	45	UNLV	1	1981	14	0
Mitchell, Alvin	FB	41	Auburn	1	1989	5	0
Mix, Bryant	DE/DT	96	Alcorn State	1	1998	0	0
Mohr, Chris	P	5	Alabama	1	1989	16	0
Moore, Bob	TE	86	Stanford	2	1976-77	15	12
Moore, Dave	TE/FB	83, 86	Pittsburgh	13	1992-01; 2004-06	190	96
Moore, Manfred	RB	44	Southern California	1	1976	10	0
Moore, Maulty	DT	65	Bethune-Cookman	1	1976	5	1
Morgan, Karl	DT	67	UCLA	3	1984-86	41	0
Moritz, Brett	G/C	67	Nebraska	1	1978	6	0
Morris, Thomas	CB	24	Michigan State	2	1982-83	20	0
Morton, Michael	RB	20, 1	UNLV	3	1982-84	41	0
Moser, Rick	RB	35	Rhode Island	1	1982	1	0
Moss, Winston	LB	57, 58	Miami (FL)	4	1987-90	60	52
Mucker, Larry	WR	87	Arizona State	4	1977-80	53	11
Murphy, Frank	WR	87, 15	Kansas State	3	2000-01; 2004	15	0
Murphy, Kevin	LB	59	Oklahoma	6	1986-91	88	53
Murphy, Yo	WR	88	Idaho	1	1999	7	0
Murray, Eddie	PK	3	Tulane	1	1992	7	0

N							
Nafziger, Dana	LB/TE	51, 83	Cal Poly SLO	6	1977-82*	68	13
Najarian, Pete	LB	57, 58	Minnesota	2	1988-89	13	0
Neal, Lorenzo	FB	41	Fresno State	1	1998	16	1
Nece, Ryan	LB	56	UCLA	6	2002-07	85	35
Nelson, Bob	DT	71	Miami	1	1986	16	11
Neuheisel, Rick	QB	7	UCLA	1	1987	0	0
Newton, Tim	DT	96	Florida	2	1990-91	30	21
Nichols, Gerald	DT	77	Florida State	1	1991	16	5
Nicholson, Donte	S	28, 30	Oklahoma	4	2005-	16	0
Nickerson, Hardy	LB	56	California	7	1993-99	104	104
Novak, Jack	TE	80	Wisconsin	2	1976-77	20	4

O							
Oben, Roman	T	72	Louisville	2	2002-03	31	29
Obradovich, Jim	TE	86	Southern California	6	1978-83	89	23
Odom, Jason	T	70	Florida	5	1996-00*	46	41
O'Donoghue, Neil	PK	6	Auburn	2	1978-79	31	0
O'Dwyer, Matt	G	72	Northwestern	1	2004	4	0
O'Hara, Pat	QB	4	Southern California	1	1991	0	0
Olajubutu, Sam	LB	43	Arkansas	1	2007*	0	0
Oliver, Frank	DB	42	Kentucky State	1	1976	4	0
Oliver, Maurice	LB	55	Southern Mississippi	1	1991	3	0
O'Steen, Dwayne	CB	44	San Jose State	2	1982-83	3	0
Owens, James	RB	26	UCLA	4	1981-84	40	12
Owens, Morris	WR	85	Arizona State	4	1976-79	58	47

P							
Packer, Walter	RB	30	Mississippi State	1	1977	1	0
Pagac, Fred	TE	82	Ohio State	1	1976	14	3
Palmer, Mitch	LB/LS	54, 57	Colorado State	2	1998	20	0
Parker, Anthony	CB	27	Arizona State	2	1997-98	26	21
Parker, Jeff	WR	83	Bethune-Cookman	1	1992	3	0
Parks, Jeff	TE	85	Auburn	1	1988	3	1
Paul, Markus	S	36	Syracuse	1	1993	1	0
Pawlowski, Mike	QB	9	California	1	1992	0	0
Pear, Dave	DT	76	Washington	3	1976-78	43	43
Pearson, Calvin	S	39	Grambling	3	2005-07	46	2
Peebles, Danny	WR	83	North Carolina State	2	1989-90	23	1
Penn, Donald	T	70	Utah State	3	2006-	32	28
Peoples, George	RB	38	Auburn	2	1984-85	8	0
Perkins, Bruce	RB	32	Arizona State	1	1990	16	3
Peterson, Calvin	LB	58	UCLA	1	1976	4	4
Peterson, Greg	DT	96	North Carolina Central	2	2007-	12	0
Peterson, Jim	LB	57	San Diego State	1	1976	3	2
Petitgout, Luke	T	77	Notre Dame	1	2007	4	4
Philcox, Todd	QB	15	Syracuse	1	1995	0	0
Phillips, Jermaine	S	23	Georgia	7	2002-	94	72
Pierson, Pete	T	69	Washington	8	1994-01	100	21
Pierson, Reggie	CB	20	Oklahoma State	1	1976	5	1
Pillow, Frank	WR	80	Tennessee State	3	1988-90	34	2
Pinkney, Cleveland	DT	61	South Carolina	1	2003	4	0
Piscitelli, Sabby	S	21	Oregon State	2	2007-	18	5
Pittman, Michael	RB	32	Fresno State	6	2002-07	87	51
Pollard, Darryl	CB	31	Weber State	2	1992-93*	16	2
Porter, Rufus	LB	59	Southern	1	1997	11	10
Poteat, Hank	CB	21	Pittsburgh	1	2003	1	0
Powe, Keith	DE	95	UTEP	2	1994	8	0
Powell, Marvin	T	74	Southern California	2	1986-87	9	7
Price, Shawn	DE	92	Pacific	2	1993-94	15	6
Prior, Mike	S	24	Illinois State	1	1985	16	0
Puetz, Gary	G/T	72	Valparaiso	1	1978	10	8
Pyne, Jim	G	60	Virginia Tech	4	1994-97	42	38

Q							
Quarles, Shelton	LB	53	Vanderbilt	10	1997-06	148	113
Quinn, Jeff	QB	15	Nebraska	1	1982	0	0

R							
Radford, Bruce	DE/DT	78	Grambling	1	1980	12	0
Rae, Mike	QB	15	Southern California	2	1978-79	11	5

Ragsdale, George	RB	23	North Carolina A&T	4	1976-79*	39	0
Randle, Ervin	LB	54	Baylor	6	1985-90	85	48
Ratliff, Keiwan	CB	37	Florida	1	2007	0	0
Rattay, Tim	QB	13	Louisiana Tech	2	2005-06	4	2
Razzano, Rick	FB	44	Mississippi	1	2005	1	0
Reavis, Dave	T	75	Arkansas	8	1976-83	98	87
Reece, Beasley	S	43	North Texas State	2	1983-84	25	22
Reece, Danny	CB/S	46	Southern California	5	1976-80	72	12
Reese, Booker	DE	66	Bethune-Cookman	3	1982-84	24	7
Reese, Steve	LB	52	Louisville	1	1976	13	10
Reimers, Bruce	G	66	Iowa State	2	1992-93	27	26
Reyes, Tutan	T	76	Mississippi	1	2002	0	0
Reynolds, Ricky	CB	29	Washington State	7	1987-93	105	103
Rhett, Errict	RB	32	Florida	4	1994-97	52	31
Rice, Rodney	CB	31	Brigham Young	1	1990	16	1
Rice, Simeon	DE	97	Illinois	6	2001-06	87	87
Richardson, Greg	WR	89	Alabama	1	1988	2	0
Riesenbergl, Doug	T	79	California	1	1996	10	10
Risher, Alan	QB	7	Louisiana State	1	1985	16	0
Roberg, Mike	TE	89	Idaho	1	2001	1	0
Roberts, Greg	G	61	Oklahoma	4	1979-82	45	42
Robinson, Damien	S	24	Iowa	4	1997-00	39	32
Robinson, Glenn	DE	64	Oklahoma State	2	1976-77	28	3
Robinson, Greg	G	64	Sacramento State	1	1986	3	0
Robinson, Mark	S	30	Penn State	3	1988-90	40	40
Robinson, Travis	S	28	Auburn	1	2003	4	0
Roby, Reggie	P	1	Iowa	1	1995	16	0
Roder, Mirro	PK	5	None	1	1976	2	0
Rogers, Glenn	CB	21	Memphis	1	1991	5	1
Rogers, Reggie	DE	75	Washington	1	1992	2	0
Roland, Benji	DE	93	Auburn	1	1990	3	1
Roland, Dennis	T	73	Georgia	1	2007	0	0
Rolling, Henry	LB	55	Nevada-Reno	2	1988-89	21	0
Rouse, Wardell	LB	52	Clemson	2	1995-96*	16	1
Royals, Mark	P	3	Appalachian State	8	1990-91,99-01	80	0
Royster, Mazio	RB	33, 31	Southern California	3	1992-94	33	1
Rucker, Conrad	TE	80	Southern	1	1980	2	0
Rudd, Dwayne	LB	57	Alabama	1	2003	16	2
Rudolph, Council	DE	78	Kentucky State	2	1976-77	28	28
Rusk, Reggie	CB	28, 26	Kentucky	2	1996-97	5	0
Russell, J.R.	WR	87	Louisville	1	2005	0	0
Ruud, Barrett	LB	51	Nebraska	4	2005-	63	36
Ryan, Tim	G/C	64, 46	Notre Dame	3	1991-93	37	1
Ryans, Larry	WR	89	Clemson	1	1996	3	0
Ryzek, Dan	C	51	Virginia	2	1976-77	28	21

## S

Samuels, Tony	TE	80	Bethune-Cookman	1	1980	6	3
Sanders, Gene	DT/G/T	74	Texas A&M	7	1979-85	76	40
Sapp, Warren	DT	99	Miami (FL)	9	1995-03	140	130
Saunders, Cedric	TE	49	Ohio State	1	1995	3	0
Savage, Josh	DE	93	Utah	1	2004	6	0
Schroeder, Bill	WR	11	Wisconsin-LaCrosse	1	2004	7	2
Schumacher, Kurt	G	78	Ohio State	1	1978	4	4
Scott, Todd	S	38	Southwest Louisiana	2	1995-96	3	2
Seals, Ray	DE	98	None	5	1989-93	47	28
Sears, Arron	G	78	Tennessee	2	2007-	31	31
Selmon, Dewey	DT/LB	61, 58	Oklahoma	5	1976-80	72	65
Selmon, Lee Roy	DE	63	Oklahoma	10	1976-85*	121	117
Shearin, Joe	G/C	64	Texas	1	1985	10	0
Shepherd, Edell	WR	86, 3	San Jose State	2	2003-05*	19	0
Short, Laval	DT	64	Colorado	1	1981	4	0
Shula, Mike	QB	11	Alabama	1	1987	0	0
Shumann, Mike	WR	82	Florida State	1	1980	6	0
Sileo, Dan	DT	93	Miami (FL)	1	1987	10	0
Silvan, Nilo	WR	87	Tennessee	1	1996	7	0
Simmonds, Mike	G	62	Indiana State	3	1987-89*	5	5
Simms, Chris	QB	2	Texas	5	2003-07	19	15
Sims, Jimmie	LB	55	Southern California	1	1976	2	1

Sims, Ryan	DT	98	North Carolina	2	2007-	24	2
Singleton, Alshermond	LB	51	Temple	6	1997-02	87	15
Skow, Jim	DE	71	Nebraska	1	1990	12	10
Smart, Ian	RB	36	C.W. Post	1	2004	4	0
Smith, Alex	TE	81	Stanford	4	2005-	58	43
Smith, Barry	WR	88	Florida State	1	1976	13	1
Smith, Clifton	RB	22	Fresno State	1	2008-	9	0
Smith, Corey	DE	98	North Carolina State	3	2002-04	11	0
Smith, Don	RB/WR	47	Mississippi State	3	1987-89*	21	3
Smith, Dwight	CB/S	26	Akron	4	2001-04	63	34
Smith, Herman	DE	91	Portland State	2	1995-96	8	0
Smith, Jeff	RB	35	Nebraska	2	1987-88	28	11
Smith, Johnny Ray	CB	22	Lamar	3	1981-83*	25	2
Smith, Justin	LB	59	Indiana	1	2003	2	0
Smith, Sean	DE	92	Grambling	1	1989	3	1
Smith, Shevin	S	29, 30	Florida State	2	1998-99	19	0
Snell, Ray	G	72	Wisconsin	4	1980-83	45	35
Solomon, Jesse	LB	55, 54	Florida State	1	1991	13	12
Solwold, Mike	LS	45	Wisconsin	1	2002	4	0
Sowell, Jerald	FB	33	Tulane	1	2006	11	0
Spek, Jeff	TE	88	San Diego State	1	1986	2	0
Spence, Blake	TE	84	Oregon	1	2000	3	0
Spires, Greg	DE	94	Florida State	6	2002-07	89	87
Spradlin, Danny	LB	55	Tennessee	2	1983-84	31	2
Springs, Ron	RB	20	Ohio State	2	1985-86	24	8
Spurlock, Micheal	WR	17	Mississippi	1	2007	7	0
Spurrier, Steve	QB	11	Florida	1	1976	14	12
Stalls, Dave	DE	65	Northern Colorado	4	1980-83	46	19
Stamps, Sylvester	RB/KR	24	Jackson State	1	1989	10	1
Stargell, Tony	CB	45	Tennessee State	2	1994-95	24	8
Starring, Stephen	WR	81	McNeese State	1	1988	6	0
Staten, Robert	FB	33	Jackson State	1	1996	6	0
Stecker, Aaron	RB	22, 27	Western Illinois	4	2000-03	55	2
Stensrud, Mike	DT	94	Iowa State	1	1987	12	12
Stephens, Darnell	LB	54	Clemson	2	1995-96	14	0
Stephens, Travis	RB	36	Tennessee	1	2002	1	0
Steussie, Todd	T	75	California	2	2004-05	31	5
Stevens, Jerramy	TE	86	Washington	2	2007-	29	6
Stinchcomb, Matt	G	78	Georgia	2	2004-05*	16	16
Stone, Ken	S	28	Vanderbilt	1	1976	14	14
Storer, Byron	FB	44	California	2	2007-	15	6
Stovall, Maurice	WR	85	Notre Dame	3	2006-	29	3
Strait, Derrick	CB	31	Oklahoma	1	2006	0	0
Strzynski, Dan	P	4	Indiana	3	1992-94	48	0
Studaway, Mark	DE	71	Tennessee	1	1985	6	0
Sullivan, Mike	C/G	67	Miami (FL)	4	1992-95	48	4
Sully, Ivory	S	44	Delaware	2	1985-86	32	27
Swayne, Harry	DE/T	70	Rutgers	4	1987-90	44	3
Swider, Larry	P	9, 5	Pittsburgh	2	1977, 1981-82	22	0
Swoope, Craig	S	41	Illinois	2	1986-87	16	11
			T				
Talib, Aqib	CB	25	Kansas	1	2008-	15	2
Tate, Lars	RB	34	Georgia	2	1988-89	30	19
Tate, Willy	TE	82	Oregon	1	1996	13	0
Taylor, Gene	WR	85	Fresno State	2	1987-88	11	0
Taylor, Jay	K	6	West Virginia	1	2004	5	0
Taylor, Rob	T	72	Northwestern	8	1986-93	110	91
Terry, Jeb	G	77	North Carolina	3	2004-06	30	1
Testaverde, Vinny	QB	14	Miami (FL)	6	1987-92	76	72
Thomas, Broderick	LB	51	Nebraska	5	1989-93	80	55
Thomas, Ed	TE	86	Houston	2	1990-91	13	0
Thomas, George	WR	87	UNLV	1	1992	5	1
Thomas, Kelly	T	70	Southern California	2	1983-84	24	15
Thomas, Kevin	C	64	Arizona State	1	1988	10	0
Thomas, Lamar	WR	87	Miami (FL)	3	1993-95	36	2
Thomas, Norris	CB	41	Southern Mississippi	5	1980-84	66	25
Thomas, Robb	WR	84	Oregon State	3	1996-98	35	9
Thomas, Zach	WR	84	South Carolina State	1	1984	2	0



Thompson, Jack	QB	14	Washington State	2	1983-84	18	16
Thompson, LeRoy	RB	34	Penn State	1	1996	5	0
Thompson, Robert	LB	56, 59	Michigan	2	1983-84	19	2
Tiggle, Calvin	LB	58	Georgia Tech	2	1991-92	24	4
Tomberlin, Pat	G	68	Florida State	1	1993	2	0
Toomay, Pat	DE	66	Vanderbilt	1	1976	14	14
Tripoli, Paul	S	24	Alabama	1	1987	13	4
Trotter, Jeremiah	LB	50	Stephen F. Austin	1	2007	3	1
Troupe, Ben	TE	83	Florida	1	2008	2	0
Trueblood, Jeremy	T	65	Boston College	3	2006-	47	45
Tupa, Tom	P	9	Ohio State	2	2002-03	32	0
Turk, Dan	G/C	50	Wisconsin	2	1987-88	25	13
Turner, Vernon	RB/KR	45, 30	Carson-Newman	2	1993-94	13	1
Tuttle, Perry	WR	81	Clemson	1	1984	3	0
Tyler, Andre	WR	81	Stanford	2	1982-83	14	0

## U

Unutoa, Morris	C/LS	68	Brigham Young	3	1999-00, 02	30	0
Upshaw, Regan	DE	91, 73	California	3	1996-99	48	47

## V

Vance, Eric	S	33	Vanderbilt	4	1998-01	33	1
Verser, David	WR	84	Kansas	1	1985	1	0
Vlasic, Mark	QB	13	Iowa	1	1993	0	0

## W

Waddell, Charles	TE	82	North Carolina	1	1977	0	0
Wade, John	C	76	Marshall	5	2003-07	72	72
Walker, Jackie	LB/TE	56, 85	Jackson State	4	1986-89	57	9
Walker, Kenyatta	T	67	Florida	6	2001-06	75	73
Walker, Kevin	CB	37	East Carolina	2	1986-87	7	3
Walker, Marquise	WR	82	Michigan	1	2002	0	0
Walsh, Steve	QB	4	Miami (FL)	2	1997-98	17	0
Wansley, Tim	CB	31	Georgia	2	2002-03	13	6
Ward, John	G-C	73	Oklahoma State	1	1976	4	3
Warnke, Dave	PK	2	Augsburg	1	1983	1	0
Warner, Ron	DE	95	Kansas	2	2002-03	8	0
Warren, Paris	WR	82	Utah	3	2005-*	8	0
Washington, Chris	LB	51	Iowa State	5	1984-88	76	52
Washington, Mike	CB	40	Alabama	9	1976-84	100	97
Washington, Todd	C/G	75, 77	Virginia Tech	5	1998-02	51	3
Watson, Derek	RB	22	South Carolina State	1	2005	0	0
Weatherspoon, Chuck	RB	37	Houston	1	1991	4	0
Webster, Nate	LB	52	Miami (FL)	4	2000-03	63	6
Weldon, Casey	QB	11	Florida State	4	1993-96	24	0
Wender, Jack	RB	38	Fresno State	1	1977	2	0
Weston, Rhondy	DE	77	Florida	1	1989	12	2
Wheeler, Mark	DT	77	Texas A&M	4	1992-95	55	46
Whitaker, Ronyell	CB	29	Virginia Tech	1	2003	4	1
White, Brad	DT	90	Tennessee	3	1981-83	41	0
White, Charlie	RB	28	Bethune-Cookman	1	1978	7	1
White, Dewayne	DE	90	Louisville	4	2003-06	60	13
White, Greg	DE	91	Minnesota	2	2007-	32	2
White, Jamel	RB	22	South Dakota	1	2004	7	0
White, Jeris	CB	45	Hawaii	3	1977-79	46	46
White, Robb	DE/DT	91	South Dakota	1	1990	7	1
White, Steve	DE	94	Tennessee	6	1996-01	79	15
Whittle, Jason	G	65	Southwest Missouri State	1	2003	16	5
Wilcox, Daniel	TE	41	Appalachian State	2	2002-03	2	0
Wilder, James	RB	32	Missouri	9	1981-89	113	102
Wilkerson, Jimmy	DE/DT	97	Oklahoma	1	2008-	16	1
Williams, Carnell	RB	24	Auburn	4	2005-	38	33
Williams, David	WR	80	Illinois	1	1986	15	0
Williams, Doug	QB	12	Grambling	5	1978-82	67	67
Williams, Ed	FB	43	Langston	2	1976-77	26	15
Williams, Jimmy	LB	54	Nebraska	2	1992-93	27	24
Williams, Karl	WR	86	Texas A&M-Kingsville	8	1996-03	115	22
Williams, Mark	LB	58	Ohio State	1	1996	0	0
Williams, Roland	TE	81	Syracuse	1	2003	1	0
Williams, T.J.	TE	45	North Carolina State	1	2006*	0	0

Willis, Ken	PK	1	Kentucky	1	1992	9	0
Wilson, Bernard	DT	96	Tennessee State	2	1993-94	14	2
Wilson, Charles	WR	84	Memphis	3	1992-94	31	8
Wilson, Jerry	CB	24	Southern	1	1995*	0	0
Wilson, Karl	DE	91	Louisiana State	1	1994	14	2
Wilson, Reinard	DE	95	Florida State	1	2003	0	0
Wilson, Robert	FB	20	Texas A&M	1	1991	16	15
Wilson, Rod	LB	56	South Carolina	1	2008-	0	0
Wilson, Steve	C/T/G	50, 79	Georgia	10	1976-85	126	104
Winans, Jeff	T/G	62	Southern California	2	1977-78	12	12
Winborn, Jamie	LB	50	Vanderbilt	1	2006	14	0
Winfrey, Stan	RB	36	Arkansas State	1	1977	2	0
Witte, Mark	TE	85, 93	North Texas State	3	1983-85	48	2
Wonsley, Nathan	RB	46	Mississippi	1	1986	10	2
Wood, Richard	LB	54	Southern California	9	1976-84	132	89
Woods, Rick	S	20	Boise State	1	1987	5	5
Word, Roscoe	CB	24	Jackson State	1	1976	3	2
Workman, Vince	RB	46	Ohio State	2	1993-94	31	19
Wright, Charles	CB	21	Tulsa	1	1988	2	0
Wright, Keith	DT	68	Missouri	2	2004-05	0	0
Wunsch, Jerry	T	71	Wisconsin	5	1997-02	80	46
Wyatt, Willie	DT	66	Alabama	1	1990	7	3
Wyms, Ellis	DT/DE	96	Mississippi State	6	2001-06	66	9
Wynn, Milton	WR	88	Washington State	1	2001	1	0

## Y

Yarno, George	G/C/T	68,69,66	Washington State	8	1979-83; 85-87	109	65
Yepremian, Garo	PK	1	None	2	1980-81	19	0
Yoder, Todd	TE	80	Vanderbilt	4	2000-03	57	2
Young, Floyd	CB	31	Texas A&M-Kingsville	4	1997-00	36	1
Young, Randy	T	70	Iowa State	1	1976	9	0
Young, Steve	T	71	Colorado	1	1976	11	11
Young, Steve	QB	8	Brigham Young	2	1985-86	19	19

## Z

Zeier, Eric	QB	15	Georgia	2	1999-00	5	1
Zemaitis, Alan	CB	29	Penn State	1	2006	0	0
Zuttah, Jeremy	OL	76	Rutgers	1	2008-	12	5

\* Spent one full season on injured reserve or similar reserve list. Seasons on injured reserve are included in total number of seasons.

@ All the numbers worn by a player during a game played are listed. The first number listed is the primary or most often worn number. Where no number is primary, the first number worn is listed.

^ Was not on active roster during the regular season, but was on the active roster for at least one playoff game

The following were members of the 1987 replacement team fielded during the NFLPA players strike. Games played and started are listed in parentheses. The totals of Ray Criswell, Brian Gant, Charles Gladman, Steve Holloway, Paul Tripoli and Kevin Walker, who were on the roster subsequent to the strike, and Dwayne Dixon, who previously played with the Bucs in 1984, are listed on the main roster: RB Greg Boone (2,0); OG Rufus Brown (2,0); WR Steve Carter (3,1); DE Walter Carter (2,1); DE Mike Clark (3,3); DB Torin Clark (2,0); DB Ivory Curry (3,2); DB Jeff George (2,1); DE Roy Harris (3,2); OT Dave Heffernan (2,0); QB Mike Hold (2,0); OG Jim Huddleston (1,1); OG John Hunt (1,0); WR David Jackson (1,0); LB Cam Jacobs (3,0); T David Johnson (0,0); OG David Jordan (3,3); DB Tim King (3,0); RB Dan Land (3,2); LB Fred McCallister (3,3); TE Jeff Modesitt (1,0); LB Sankar Montoute (3,3); NT Fred Nordgren (3,3); OG Paul O'Connor (2,2); DB Lee Paige (3,0); LB Leon Pennington (3,0); C Chuck Pitcock (2,2); OG Donald Pumphrey (3,3); DB Marcus Quinn (3,3); DE James Ramey (3,0); QB John Reaves (2,2); RB Harold Ricks (3,1); DE Charles Riggins (3,0); WR Stanley Shakespeare (1,0); OT Reggie Smith (3,3); WR Eric Streater (3,3); PK Van Tiffin (3,0); LB Pat Teague (1,1); RB Derrick Thomas (1,0); DE Calvin Turner (3,0); LB Miles Turpin (3,2); WR Herkie Walls (2,2); TE Arthur Wells (2,0); FB Adrian Wright (3,3); QB Jim Zorn (1,1).

## ALL-TIME DRAFT

### Buccaneers in the First Round (overall pick)

1976	DE Lee Roy Selmon, Oklahoma (1)
1977	RB Ricky Bell, USC (1)
1978	QB Doug Williams, Grambling (17)
1979	None
1980	G Ray Snell, Wisconsin (22)
1981	LB Hugh Green, Pittsburgh (7)
1982	G Sean Farrell, Penn State (17)
1983	None
1984	None
1985	DE Ron Holmes, Washington (8)
1986	RB Bo Jackson, Auburn (1)
	CB Rod Jones, SMU (25)
1987	QB Vinny Testaverde, Miami (1)
1988	T Paul Gruber, Wisconsin (4)
1989	LB Broderick Thomas, Nebraska (6)
1990	LB Keith McCants, Alabama (4)
1991	T Charles McRae, Tennessee (7)
1992	None
1993	DE Eric Curry, Alabama (6)
1994	QB Trent Dilfer, Fresno State (6)
1995	DT Warren Sapp, Miami (12)
	LB Derrick Brooks, Florida State (28)
1996	DE Regan Upshaw, California (12)
	DT Marcus Jones, North Carolina (22)

1997	RB Warrick Dunn, Florida State (12)
	WR Reidel Anthony, Florida (16)
1998	None
1999	DT Anthony McFarland, Louisiana State (15)
2000	None
2001	T Kenyatta Walker, Florida (14)
2002	None
2003	None
2004	WR Michael Clayton, Louisiana State (15)
2005	RB Carnell Williams, Auburn (5)
2006	G/T Davin Joseph, Oklahoma (23)
2007	DE Gaines Adams, Clemson (4)
2008	CB Aqib Talib, Kansas (20)
2009	QB Josh Freeman, Kansas State (17)

### First Round Draftees by Position

Position	No.
Defensive Linemen	8
Offensive Linemen	6
Linebackers	4
Quarterbacks	4
Running Backs	4
Wide Receivers	2
Defensive Backs	2

**FIRST-ROUND TRADE NOTES...**1978: Tampa Bay traded first overall pick to Houston for TE Jimmie Giles, Houston's first (17th overall) and second-round picks in '78 and third and fifth-round picks in '79. Tampa Bay selected QB Doug Williams; 1979: Tampa Bay traded first-round pick (4th overall) to Chicago for DE Wally Chambers; 1983: Tampa Bay traded 1983 first-round pick (18th overall) in 1982 to Chicago for 1982 second-round pick, used to select DE Booker Reese; 1984: Tampa Bay traded 1984 first-round pick (1st overall) to Cincinnati in 1983 for QB Jack Thompson; 1986: Tampa Bay acquired Miami's first-round pick (25th overall) for LB Hugh Green and selected CB Rod Jones; 1992: Tampa Bay traded 1992 first-round pick (2nd overall) to Indianapolis in 1991 for QB Chris Chandler; 1995: Tampa Bay traded first (7th overall) and third-round picks to Philadelphia for first (12th overall) and two second-round picks. Tampa Bay then traded two second-round picks to Dallas for first-round pick (28th overall). Tampa Bay selected DT Warren Sapp and LB Derrick Brooks; 1996: Tampa Bay traded QB Craig Erickson to Indianapolis for first-round pick (22nd overall). Tampa Bay selected DT Marcus Jones; 1997: Tampa Bay traded 1996 second-round pick to San Diego for 1997 first-round pick (16th overall). Tampa Bay traded first (8th overall) and fourth-round picks to N.Y. Jets for first-round pick (sixth overall), then traded that pick to Seattle for first (12th overall) and third-round picks. Tampa Bay selected RB Warrick Dunn and WR Reidel Anthony; 1998: Tampa Bay traded first-round pick (23rd overall) to Oakland for two second-round picks. Tampa Bay traded 1998 second-round pick to San Diego for first-round pick in 2000; 2000: Tampa Bay traded two first-round picks (13th, 27th overall) to N.Y. Jets for WR Keyshawn Johnson; 2001: Tampa Bay traded its first-round (21st overall) and second-round (51st overall) picks to Buffalo for first-round pick (14th overall). Tampa Bay selected T Kenyatta Walker; 2002: Tampa Bay traded its first-round picks in 2002 (21st overall) and 2003, and its second-round pick in 2002 (53rd overall) and its second-round pick in 2004, to Oakland to obtain rights to head coach Jon Gruden; 2009: Tampa Bay traded its first-round pick (19th overall) and sixth round pick (191st overall) to Cleveland for first-round pick (17th overall). Tampa Bay selected QB Josh Freeman.

## YEAR-BY-YEAR SELECTIONS

### 1976 (DRAFTED #1)

1	DE Lee Roy Selmon, Oklahoma
2a	RB Jimmy DuBoise, Florida
2b	traded to San Francisco for QB Steve Spurrier
2c	DT/LB Dewey Selmon, Oklahoma
3a	T Steve Young, Colorado
3b	traded to Baltimore for CB Mike Washington
3c	LB Steve Maughan, Utah St.
4a	traded to L.A. Rams for LB Jim Peterson
4b	WR Richard Appleby, Georgia
4c	G Everett Little, Houston
5a	DB Michael Kelson, W. Texas St.
5b	T Steve Wilson, Georgia
5c	traded to L.A. Rams (see pick 4a)
6	DB Curtis Jordan, Texas Tech
7	QB Parnell Dickinson, Mississippi Valley St.
8	traded to N.Y. Jets for LB Steve Reese
9	G Bruce Welch, Texas A&M
10	LB Sid Smith, BYU
11	DB Melvin Washington, Colorado St.
12	RB George Ragsdale, North Carolina A&T
13	TE Brad Jenkins, Nebraska
14	KR/WR Carl Roaches, Texas A&M

15	DT Bob Dzierzak, Utah St.
16	LB Tom West, Tennessee
17	QB Jack Berry, Washington St.

### 1977 (DRAFTED #1)

1	RB Ricky Bell, USC
2	LB David Lewis, USC
3	DE Charley Hannah, Alabama
4	traded to Cincinnati in 1976 for RB Charlie Davis
5	traded to Miami for LB Ray Nettles
6a	traded to Chicago for QB Gary Huff
6b	traded to Chicago (see pick 6a)
7	traded to N.Y. Jets in 1976 for LB Richard Wood
8	QB Randy Hedberg, Minot St.
9a	LB Byron Hemingway, Boston College
9b	WR Larry Mucker, Arizona St.
10a	FB Robert Morgan, Florida
10b	LB Aaron Ball, Cal St.-Fullerton
11	DB Chuck Rodgers, North Dakota St.
12	WR Chip Sheffield, Lenoir Rhyne

### 1978 (DRAFTED #1)

1	QB Doug Williams, Grambling
2a	RB Johnny Davis, Alabama

2b	G Brett Moritz, Nebraska
3	traded to Oakland in 1977 for G Dan Medlin
4	traded to Oakland in 1977 for T Jeff Winans
5	traded to Miami in 1977 for CB Jeris White
6a	traded to Oakland in 1977 for LB Rik Bonness
6b	WR Elijah Marshall, North Carolina St.
7	traded to Atlanta in 1977 for PK Allan Leavitt
8	LB John McGriff, Miami
9	WR Willie Taylor, Pittsburgh
10a	LB Aaron Brown, Ohio St.
10b	traded to Pittsburgh for DT Ernie Holmes
11	traded to Pittsburgh (see pick 10b)
12	RB Kevin McLee, Georgia

### 1979 (DRAFTED #4)

1	traded to Chicago in 1978 for DE Wally Chambers
2a	G Greg Roberts, Oklahoma
2b	WR Gordon Jones, Pittsburgh
3a	RB Jerry Eckwood, Arkansas
3b	awarded to Miami as compensation for DL Randy Crowder
3c	DE Reggie Lewis, N. Texas St.

- 3d RB Rick Berns, Nebraska  
 4 traded to Detroit in 1978 for  
 T Rockne Freitas  
 5a traded to Seattle  
 5b QB Chuck Fusina, Penn St.  
 6 traded to Oakland in 1977 for  
 LB Rik Bonness  
 7 traded to Washington for  
 WR Frank Grant  
 8a traded to N.Y. Jets for  
 for C/G Darrell Austin  
 8b DT Eugene Sanders, Texas A&M  
 9 WR Henry Vereen, UNLV  
 10 traded to San Francisco in 1978 for  
 TE Jim Obradovich  
 11 TE Bob Rippentrop, Fresno St.  
 12 DT David Logan, Pittsburgh

**1980 (DRAFTED ALTERNATELY**

#22-21-20-19-18)

- 1 G Ray Snell, Wisconsin  
 2 WR Kevin House, Southern Illinois  
 3 LB Scot Brantley, Florida  
 4a traded to San Diego in 1978 for  
 G Booker Brown  
 4b CB Larry Flowers, Texas Tech  
 5 traded to Oakland in 1978 for  
 QB Mike Rae  
 6 traded to Cincinnati in 1979 for  
 RB Anthony Davis  
 7 C Jim Leonard, Santa Clara  
 8 S Derrick Goddard, Drake  
 9 WR Gerald Carter, Texas A&M  
 10a LB Andy Hawkins, Texas A&I  
 10b RB Brett Davis, UNLV  
 11 DT Terry Jones, Central St. (OK)  
 12 CB Gene Coleman, Miami

**1981 (DRAFTED ALTERNATELY**

#7-6)

- 1 LB Hugh Green, Pittsburgh  
 2 RB James Wilder, Missouri  
 3 traded to L.A. Rams in 1978 for  
 G Greg Horton  
 4 CB John Holt, West Texas St.  
 5 traded to Oakland in 1978 for  
 QB Mike Rae  
 6 traded to New Orleans in 1979 for  
 P Tom Blanchard  
 7 traded to Dallas in 1980 for  
 DE Dave Stalls  
 8 T Denver Johnson, Tulsa  
 9 QB Mike Ford, SMU  
 10 DE Ken McCune, Texas  
 11 CB Johnny Ray Smith, Lamar  
 12 DT Brad White, Tennessee

**1982 (DRAFTED ALTERNATELY #17-16-18)**

- 1 G Sean Farrell, Penn St.  
 2a DE Booker Reese, Bethune Cookman  
 2b traded to Miami in 1980 for  
 RB Gary Davis and DB Norris Thomas  
 3a TE Jerry Bell, Arizona St.  
 3b DE John Cannon, William & Mary  
 4a traded to Dallas in 1980 for  
 DE Dave Stalls  
 4b RB Dave Barrett, Houston  
 5 LB Jeff Davis, Clemson  
 6 WR Andre Tyler, Stanford  
 7 S Tom Morris, Michigan St.  
 8 LB Kal Atkins, Illinois  
 9 QB Robert Lane, NE Louisiana  
 10 traded to San Francisco in 1981 for  
 DT Ted Vincent  
 11 traded to Dallas in 1981 for  
 CB Aaron Mitchell  
 12 RB/KR Michael Morton, UNLV

**1983 (DRAFTED ALTERNATELY #18-17-16-15-19)**

- 1 traded to Chicago in 1982 for  
 1982 second-round pick  
 2 C Randy Grimes, Baylor  
 3 CB Jeremiah Castille, Alabama  
 4 T Kelly Thomas, USC  
 5 NT Tony Chickillo, Miami

- 6a TE Gene Branton, Texas Southern  
 6b T Ken Kaplan, New Hampshire  
 7 RB Weldon Ledbetter, Oklahoma  
 8 LB John Samuelson, Azusa Pacific  
 9 DE Hassan Arbubakr, Texas Tech  
 10 WR Darius Durham, San Diego St.  
 11 TE Mark Witte, North Texas St.  
 12 NT John Higginbotham, NE Oklahoma

**1984 (DRAFTED #1)**

- 1 traded to Cincinnati in 1983 for  
 QB Jack Thompson  
 2 LB Keith Browner, USC  
 3 CB Fred Acorn, Texas  
 4a traded to San Francisco in 1983 for  
 1983 sixth round pick  
 4b traded to Denver in for  
 QB Steve DeBerg  
 4c RB Michael Gunter, Tulsa  
 4d T Ron Heller, Penn St.  
 5 traded to Dallas in 1983 for  
 LB Danny Spradlin  
 6 LB Chris Washington, Iowa St.  
 7 TE Jay Carroll, Minnesota  
 8 DE Fred Robinson, Miami  
 9 G Rick Mallory, Washington  
 10 PK Jim Gallery, Minnesota  
 11 QB Blair Kiel, Notre Dame  
 12 WR Thad Jemison, Ohio St.

**1985 (DRAFTED #8)**

- 1 DE Ron Holmes, Washington  
 2 traded to Denver in 1984 for  
 QB Steve DeBerg  
 3 LB Ervin Randle, Baylor  
 4 S Mike Heaven, Illinois  
 5 traded to N.Y. Jets in 1984 for  
 RB Scott Dierking  
 6 traded to Cincinnati in 1984 for  
 T Don Swafford  
 7 S Mike Prior, Illinois St.  
 8 WR Phil Freeman, Arizona  
 9 QB Steve Calabria, Colgate  
 10 PK Donald Igwebuikie, Clemson  
 11 RB Punkin Williams, Memphis  
 12a S Jim Rockford, Oklahoma  
 12b LB Jim Melka, Wisconsin

**1986 (DRAFTED ALTERNATELY**

#2-1)\*

- 1a RB Bo Jackson, Auburn  
 1b CB Rod Jones, SMU  
 2a LB Jackie Walker, Jackson St.  
 2b LB Kevin Murphy, Oklahoma  
 3 traded to New Orleans in 1985 for  
 DB Dave Greenwood  
 4 S Craig Swoope, Illinois  
 5 T J.D. Maarleveld, Maryland  
 6a traded to Denver in 1984 for  
 DE Brison Manor  
 6b S Kevin Walker, East Carolina  
 7 traded to Buffalo in 1984 for  
 WR Perry Tuttle  
 8 traded to L.A. Rams in 1985 for  
 CB Ivory Sully  
 9 P Tommy Barnhardt, North Carolina  
 10 DE Ben Reed, Mississippi  
 11 G Mark Drenth, Purdue  
 12a G Clay Miller, Michigan  
 12b RB Mike Crawford, Arizona St.

\* First-round pick was first overall because  
 Buffalo's pick was traded to Cleveland and  
 utilized in the 1985 supplemental draft.

**1987 (DRAFTED #1)**

- 1 QB Vinny Testaverde, Miami  
 2a CB Ricky Reynolds, Wash. St.  
 2b LB Winston Moss, Miami  
 2c RB Don Smith, Mississippi St.  
 3 WR Mark Carrier, Nicholls St.  
 4a LB Don Graham, Penn St.  
 4b TE Ron Hall, Hawaii  
 4c WR Bruce Hill, Arizona St.  
 5a traded to New England in 1986 for  
 1986 fifth round pick  
 5b LB Henry Rolling, Nevada-Reno  
 5c S Tony Mayes, Kentucky

- 6a traded to Pittsburgh for C Dan Turk  
 6b RB Steve Bartalo, Colorado St.  
 7a NT Curt Jarvis, Alabama  
 7b DE Harry Swayne, Rutgers  
 8a traded to N.Y. Jets in 1986 for  
 T Marvin Powell  
 8b NT Stan Mateale, Arizona  
 9a RB Joe Armentrout, Wisconsin  
 9b P Greg Davis, Citadel  
 10 G Mike Simmonds, Indiana St.  
 11 RB Reggie Taylor, Cincinnati  
 12a DE Scott Cooper, Kearney St.  
 12b QB Mike Shula, Alabama

**1988 (DRAFTED ALTERNATELY**

#4-3-2-5)

- 1 T Paul Gruber, Wisconsin  
 2 RB Lars Tate, Georgia  
 3 exercised in 1987 supplemental draft for  
 NT Dan Sileo, Miami  
 4a DT Robert Goff, Auburn  
 4b G John Bruhin, Tennessee  
 4c traded to New England in 1987 for  
 1987 fifth round pick  
 4d P Monte Robbins, Michigan  
 5 RB William Howard, Tennessee  
 6a traded to Atlanta for  
 RB Cliff Austin  
 6b DT Shawn Lee, North Alabama  
 7 RB Kerry Goode, Alabama  
 8 RB Anthony Simpson, East Carolina  
 9 DT Reuben Davis, North Carolina  
 10 traded to Pittsburgh in 1987 for  
 S Rick Woods  
 11 WR Frank Pillow, Tennessee St.  
 12 LB Victor Jones, Virginia Tech

**1989 (DRAFTED ALTERNATELY**

#6-5-7)

- 1 LB Broderick Thomas, Nebraska  
 2 WR Danny Peebles, North Carolina St.  
 3 traded to New England in 1988 for  
 WR Stephen Starring  
 4 CB Anthony Florence, Bethune Cookman  
 5 RB Jamie Lawson, Nicholls St.  
 6a P Chris Mohr, Alabama  
 6b LB Derrick Little, So. Carolina  
 7 traded to Buffalo in 1988 for  
 LB Eugene Marve  
 8 G Carl Bax, Missouri  
 9 RB Patrick Egu, Nevada-Reno  
 10 T Ty Granger, Clemson  
 11a G Tom Mouts, Texas A&I  
 11b DE Willie Griffin, Nebraska  
 11c WR Herb Duncan, N. Arizona  
 12a traded to Indianapolis in 1988 for  
 QB Joe Ferguson  
 12b CB Terry Young, Georgia Southern

**1990 (DRAFTED ALTERNATELY**

#4-6-5)

- 1 LB Keith McCants, Alabama  
 2 RB Reggie Cobb, Tennessee  
 3 traded to San Diego for  
 RB Gary Anderson  
 4a TE Jesse Anderson, Miss. St.  
 4b C Tony Mayberry, Wake Forest  
 5 G Ian Beckley, Indiana  
 6 RB Derrick Douglas, Louisiana Tech  
 7 DE Donnie Gardner, Kentucky  
 8 traded to L.A. Rams in 1989 for two  
 1989 11th round picks and a 1989 12th  
 round pick  
 9 DE Terry Cook, Fresno St.  
 10 TE Mike Busch, Iowa St.  
 11 WR Terry Anthony, Florida St.  
 12 QB Todd Hammel, Stephen F. Austin  
**1991 (DRAFTED ALTERNATELY #7-11-10-9-8)**  
 1 T Charles McRae, Tennessee  
 2 traded to San Diego in 1990 for  
 RB Gary Anderson  
 3a WR Lawrence Dawsey, Florida St.  
 3b FB Robert Wilson, Texas A&M  
 4 S Tony Covington, Virginia  
 5a LB Terry Bagsby, East Texas St.

- 5b G Tim Ryan, Notre Dame  
 6 DT Rhett Hall, California  
 7 LB Calvin Tiggie, Georgia Tech  
 8 S Marty Carter, Middle Tenn. St.  
 9 WR/KR Treamele Taylor, Nevada-Reno  
 10a QB Pat O'Hara, USC  
 10b RB Hyland Hickson, Mich. St.  
 11 DT Mike Sunvold, Minnesota  
 12 LB Al Chamblee, Virginia Tech

**1992 (DRAFTED ALTERNATELY #2-4-3)**

- 1 traded to Indianapolis in 1990 for QB Chris Chandler  
 2 WR Courtney Hawkins, Michigan St.  
 3a DT Mark Wheeler, Texas A&M  
 3b TE Tyji Armstrong, Mississippi  
 4 QB Craig Erickson, Miami  
 5a CB Rogerick Green, Kansas St.  
 5b DT Santana Dotson, Baylor  
 6 LB James Malone, UCLA  
 7 S Ken Swilling, Georgia Tech  
 8a FB Anthony McDowell, Texas Tech  
 8b QB Mike Pawlawski, California  
 9 traded to Minnesota for LB Jimmy Williams  
 10 LB Elijah Alexander, Kansas St.  
 11 RB Mazio Royster, USC  
 12 P Klaus Wilmsmeyer, Louisville

**1993 (DRAFTED ALTERNATELY #6-5-8-7)**

- 1 DE Eric Curry, Alabama  
 2 LB Demetrius DuBoise, Notre Dame  
 3a WR Lamar Thomas, Miami  
 3b S John Lynch, Stanford  
 4a FB Rudy Harris, Clemson  
 4b WR Horace Copeland, Miami  
 5 awarded to Green Bay as compensation for RB Vince Workman  
 6 DE Chidi Ahanotu, California  
 7 WR Tyree Davis, Central Ark.  
 8a WR Darrick Branch, Hawaii  
 8b PK Daron Alcorn, Akron

**1994 (DRAFTED ALTERNATELY #6-5-4)**

- 1 QB Trent Diller, Fresno St.  
 2 RB Errict Rhett, Florida  
 3 TE Harold Bishop, Louisiana St.  
 4 traded to Dallas for S Thomas Everett  
 5 T Pete Pierson, Washington  
 6 LB Bernard Carter, East Carolina  
 7 C Jim Pyne, Virginia Tech

**1995 (DRAFTED ALTERNATELY #7-6-5)**

- 1a DT Warren Sapp, Miami  
 1b LB Derrick Brooks, Florida St.  
 2 S Melvin Johnson, Kentucky  
 3 traded to Philadelphia  
 4 CB Jerry Wilson, Southern  
 5 CB Clifford Abraham, Florida St.  
 6 LB Wardell Rouse, Clemson  
 7a G/T Stephen Ingram, Maryland  
 7b DE Jeffrey Rodgers, Texas A&M-Kingsville

**1996 (DRAFTED ALTERNATELY #12-11-10-9-8-13)**

- 1a DE Regan Upshaw, California  
 1b DT Marcus Jones, North Carolina  
 2a FB Mike Alstott, Purdue  
 2b traded to San Diego for 1997 first round pick  
 3 CB Donnie Abraham, East Tennessee St.  
 4a T Jason Odom, Florida  
 4b S Eric Austin, Jackson St.  
 5 DT Jason Maniecki, Wisconsin  
 6 WR Nilo Silvan, Tennessee  
 7 CB Reggie Rusk, Kentucky

**1997 (DRAFTED ALTERNATELY #8-7-6)**

- 1a RB Warrick Dunn, Florida St.  
 1b WR Reidel Anthony, Florida  
 2 T Jerry Wunsch, Wisconsin  
 3a G Frank Middleton, Arizona  
 3b CB Ronde Barber, Virginia  
 4a traded to N.Y. Jets  
 4b LB Alshermond Singleton, Temple  
 5 TE Patrick Hape, Alabama  
 6a CB Al Harris, Texas A&M-Kingsville

- 6b WR Nigea Carter, Michigan St.  
 7 DT Anthony DeGrate, Stephen F. Austin

**1998 (DRAFTED ALTERNATELY #23-22)**

- 1 traded to Oakland for two 1998 second round picks  
 2a WR Jacques Green, Florida  
 2b CB Brian Kelly, USC  
 2c traded to San Diego for 2000 first round pick  
 3 LB Jamie Duncan, Vanderbilt  
 4a C/G Todd Washington, Virginia Tech  
 4b traded to Atlanta  
 5 traded to N.Y. Jets for FB Lorenzo Neal  
 6a DT James Cannida, Nevada-Reno  
 6b S Shevin Smith, Florida St.  
 7 DE Chance McCarty, Texas Christian

**1999 (DRAFTED ALTERNATELY #15-19-18-17-16)**

- 1 DT Anthony McFarland, Louisiana St.  
 2 QB Shaun King, Tulane  
 3 K Martin Gramatica, Kansas St.  
 4 S Dexter Jackson, Florida St.  
 5 DE John McLaughlin, California  
 6a traded to Baltimore for QB Eric Zeier  
 6b FB Lamarr Glenn, Florida St.  
 7a G/T Robert Hunt, Virginia  
 7b RB Autry Denson, Notre Dame  
 7c WR Darnell McDonald, Kansas St.

**2000 (DRAFTED ALTERNATELY #27-26)**

- 1a traded to N.Y. Jets for WR Keyshawn Johnson  
 1b traded to N.Y. Jets (see pick 1a)  
 2 G Cosey Coleman, Tennessee  
 3 LB Nate Webster, Miami  
 4 traded to Carolina  
 5 TE James Whalen, Kentucky  
 6 S David Gibson, USC  
 7 QB Joe Hamilton, Georgia Tech

**2001 (DRAFTED ALTERNATELY #21-20-23-22)**

- 1 T Kenyatta Walker, Florida  
 2 traded to Buffalo  
 3 CB Dwight Smith, Akron  
 4 S John Howell, Colorado St.  
 5 G Russ Hochstein, Nebraska  
 6a FB Jameel Cook, Illinois  
 6b DE Ellis Wymys, Mississippi St.  
 7a TE Dauntae Finger, North Carolina  
 7b S Than Merrill, Yale  
 7c DE Joe Tafuya, Arizona

**2002 (DRAFTED #21)**

- 1 traded to Oakland for head coach Jon Gruden  
 2 traded to Oakland (see pick 1)  
 3 WR Marquise Walker, Michigan  
 4 RB Travis Stephens, Tennessee  
 5 S Jermaine Phillips, Georgia  
 6 DE John Stamper, South Carolina  
 7a CB Tim Wansley, Georgia  
 7b TE Tracey Wistrom, Nebraska  
 7c WR Aaron Lockett, Kansas St.  
 7d C Zack Quaccia, Stanford

**2003 (DRAFTED #32)**

- 1 traded to Oakland in 2002 for head coach Jon Gruden  
 2 DE Dewayne White, Louisville  
 3 QB Chris Simms, Texas  
 4a T Lance Nimmo, West Virginia  
 4b C Austin King, Northwestern  
 5 G Sean Mahan, Notre Dame  
 6 CB Torrie Cox, Pittsburgh  
 7 traded to Miami in 2002 for T Cornell Green

**2004 (DRAFTED #15)**

- 1 WR Michael Clayton, Louisiana St.  
 2 traded to Oakland in 2002 for head coach Jon Gruden  
 3 LB Marquis Cooper, Washington  
 4 S Will Allen, Ohio St.  
 5 G Jeb Terry, North Carolina

- 6 TE Nate Lawrie, Yale  
 7a WR Mark Jones, Tennessee  
 7b FB Casey Cramer, Dartmouth  
 7c CB Lenny Williams, Southern

**2005 (DRAFTED ALTERNATELY #5-4-7-6)**

- 1 RB Carnell Williams, Auburn  
 2 LB Barrett Ruud, Nebraska  
 3a TE Alex Smith, Stanford  
 3b T Chris Colmer, North Carolina St.  
 4 G Dan Bueninger, Wisconsin  
 5a S Donte Nicholson, Oklahoma  
 5b WR Larry Brackins, Pearl River CC  
 6a DT Anthony Bryant, Alabama  
 6b traded to Cleveland for QB Luke McCown  
 7a FB Rick Razzano, Mississippi  
 7b WR Paris Warren, Utah  
 7c S Hamza Abdullah, Washington St.  
 7d WR J.R. Russell, Louisville

**2006 (DRAFTED ALTERNATELY #23-27-26-25-24)**

- 1 G/T Davin Joseph, Oklahoma  
 2 T Jeremy Trueblood, Boston College  
 3 WR Maurice Stovall, Notre Dame  
 4 CB Alan Zemetis, Penn St.  
 5 DT/DE Julian Jenkins, Stanford  
 6a traded to San Francisco for QB Tim Rattay  
 6b QB Bruce Gradkowski, Toledo  
 6c TE T.J. Williams, North Carolina St.  
 7a CB Justin Phinisee, Oregon  
 7b DE Charles Bennett, Clemson  
 7c TE Tim Massaquoi, Michigan

**2007 (DRAFTED ALTERNATELY #4-3)**

- 1 DE Gaines Adams, Clemson  
 2 G Arron Sears, Tennessee  
 2b S Sabby Piscitelli, Oregon St.  
 3 LB Quincy Black, New Mexico  
 4 T Tanard Jackson, Syracuse  
 5 DT Greg Peterson, North Carolina Central  
 6a traded to N.Y. Jets in 2006 for TE Doug Jolley  
 6b LB Adam Hayward, Portland St.  
 7a T Chris Denman, Fresno St.  
 7b CB Marcus Hamilton, Virginia  
 7c RB Kenneth Darby, Alabama

**2008 (DRAFTED ALTERNATELY #20-21)**

- 1 CB Aqib Talib, Kansas  
 2 WR Dexter Jackson, Appalachian St.  
 3 OG Jeremy Zuttah, Rutgers  
 4 DT Dre Moore, Maryland  
 5 QB Josh Johnson, San Diego  
 6a LB Geno Hayes, Florida St.  
 6b traded to Kansas City in 2007 for RB Michael Bennett  
 7a traded to Denver in 2007 for QB Jake Plummer  
 7b RB Cory Boyd, South Carolina

**2009 (DRAFTED ALTERNATELY #19-18-17-20)**

- 1 QB Josh Freeman, Kansas State  
 2 traded to Cleveland for TE Kellen Winslow  
 3 DT Roy Miller, Texas  
 4 DE Kyle Moore, USC  
 5 T Xavier Fulton, Illinois  
 6 traded to Cleveland  
 7a CB E.J. Biggers, Western Michigan  
 7b traded to Pittsburgh for C/G Sean Mahan  
 7c traded to Dallas  
 7d WR Sammie Stroughter, Oregon State



# BUCCANEERS IN FREE AGENCY

Includes only unrestricted and restricted free agents

## FREE AGENTS SIGNED

PLAYER TEAM

### 1989 (6)

LB	Sam Anno	Minnesota
QB	Kerwin Bell	Atlanta
CB	Sherman Ccroft	Buffalo
WR	Willie Drewrey	Houston
RB	Sylvester Stamps	Atlanta
CB	Sidney Johnson	Kansas City

### 1990 (5)

LB	Adam Bob	N.Y. Jets
CB	Evan Cooper	Atlanta
T	Scott Dill	Phoenix
CB	Eric Everett	Philadelphia
CB	Rodney Rice	New England

### 1991 (4)

CB	William Frizzell	Philadelphia
DE	Marlon Jones	Cleveland
RB	Jamie Lawson	New England
DE	Derrell Robertson	Detroit

### 1992 (10)

LB	Ed Brady	Cincinnati
LB	Reggie Burnette	Green Bay
QB	Steve DeBerg	Kansas City
T	John Hunter	Atlanta
S	Joe King	Cleveland
CB	Sammy Lilly	L.A. Rams
CB	Milton Mack	New Orleans
G	Bruce Reimers	Cincinnati
P	Dan Stryzinski	Pittsburgh
PK	Ken Willis	Dallas

### 1993 (8)

S	Barney Bussey	Cincinnati
S	Jerry Gray	Houston
CB	Martin Mayhew	Washington
T	Anthony Munoz	Cincinnati
LB	Hardy Nickerson	Pittsburgh
QB	Mark Vlasic	Kansas City
LB	Van Waiters	Minnesota
RB	Vince Workman*	Green Bay

### 1994 (7)

CB	Charles Dimry	Denver
TE	Jackie Harris*	Green Bay
DE	Jeff Hunter	Miami
T	Tim Irwin	Minnesota
LB	Lonnie Marts	Kansas City
CB	Mike McGruder	San Francisco
CB	Tony Stargell	Indianapolis

### 1995 (6)

S	John Booty	N.Y. Giants
S	Kenneth Gant	Dallas
WR	Alvin Harper	Dallas
P	Reggie Roby	Washington
DT	Marc Spindler	Detroit
KR	Clarence Verdin	Atlanta

## FREE AGENTS LOST

PLAYER TEAM

### 1989 (8)

RB	Kerry Goode	Denver
RB	Bobby Howard	Green Bay
LB	Victor Jones	Detroit
TE	Calvin Magee	Houston
RB	Jeff Smith	Green Bay
C	Kevin Thomas	Seattle
LB	Jackie Walker	N.Y. Jets
LB	Chris Washington	San Francisco

### 1990 (7)

CB	Sherman Ccroft	Detroit
CB	Donnie Elder	Miami
TE	William Harris	Green Bay
G	Mike Simmonds	San Diego
RB	Don Smith	Buffalo
DE	Rhondy Weston	Cleveland
RB	James Wilder	Washington

### 1991 (7)

LB	Sidney Coleman	Phoenix
RB	Derrick Douglas	Green Bay
CB	Odie Harris	Dallas
WR	Frank Pillow	Detroit
DT	Benji Roland	Atlanta
T	Harry Swayne	San Diego
DT	Willie Wyatt	Pittsburgh

### 1992 (10)

LB	Sam Anno	San Diego
G	John Bruhin	Philadelphia
QB	Jeff Carlson	N.Y. Giants
PK	Steve Christie	Buffalo
CB	Alonzo Hampton	Cleveland
LB	Eugene Marve	San Diego
NT	Gerald Nichols	Miami
QB	Pat O'Hara	San Diego
P	Mark Royals	Pittsburgh
TE	Ed Thomas	Buffalo

### 1993 (2)

QB	Vinny Testaverde	Cleveland
WR	Mark Carrier	Cleveland

### 1994 (6)

RB	Reggie Cobb	Green Bay
LB	Darrick Brownlow	Dallas
LB	Rhett Hall	San Francisco
TE	Ron Hall	Detroit
CB	Ricky Reynolds	New England
DT	Ray Seals	Pittsburgh

### 1995 (5)

LB	Jeff Brady	Minnesota
S	Marty Carter	Chicago
S	Tony Covington	Seattle
P	Dan Stryzinski	Atlanta
KR	Vernon Turner	Carolina

OWNERSHIP

PLAYERS

2008 REVIEW

HISTORY

RECORDS

SIDELINES

## FREE AGENTS SIGNED

PLAYER	TEAM
--------	------

## 1996 (4)

T	Scott Adams	Chicago
CB	Tyrone Legette	New Orleans
CB	Jay Taylor	Kansas City
RB	LeRoy Thompson	Kansas City

## 1997 (1)

QB	Steve Walsh	St. Louis
----	-------------	-----------

## 1998 (2)

WR	Bert Emanuel*	Atlanta
T	Jason Mathews	Indianapolis

## 1999 (0)

None

## 2000 (2)

C	Jeff Christy	Minnesota
RB	Jerry Ellison	New England

## 2001 (2)

QB	Brad Johnson	Washington
DE	Simeon Rice	Arizona

## 2002 (5)

TE	Marco Battaglia	Washington
G	Kerry Jenkins	N.Y. Jets
WR	Joe Jurevicius	N.Y. Giants
RB	Michael Pittman	Arizona
DE	Greg Spires	Cleveland

## 2003 (2)

C	John Wade	Jacksonville
G	Jason Whittle	N.Y. Giants

## 2004 (14)

RB	Brandon Bennett	Cincinnati
P	Josh Bidwell	Green Bay
LB	Keith Burns	Denver
CB	Greg Comella	Houston
FB	Mario Edwards	Dallas
RB	Charlie Garner	Oakland
QB	Jason Garrett	N.Y. Giants
LB	Ian Gold	Denver
LB	Jeff Gooch	Detroit
DE	Lamar King	Seattle
CB	Tommy Knight	Baltimore
G	Matt O'Dwyer	Cincinnati
DT	Darrell Russell	Washington
G	Matt Stinchcomb	Oakland

## FREE AGENTS LOST

PLAYER	TEAM
--------	------

## 1996 (7)

DT	Santana Dotson	Green Bay
CB	Mike McGruder	New England
G	Charles McRae	Oakland
QB	Todd Philcox	Jacksonville
G	Mike Sullivan	Chicago
DT	Mark Wheeler	New England
S	Curtis Buckley*	San Francisco

## 1997 (4)

G	Ian Beckles	Philadelphia
LB	Demetrius DuBoise	N.Y. Jets
LB	Lonnie Marts	Houston
WR	Courtney Hawkins	Pittsburgh

## 1998 (4)

DE	Eric Curry	Green Bay
TE	Jackie Harris	Tennessee
P	Sean Landeta	Green Bay
LG	Jim Pyne	Detroit

## 1999 (0)

None

## 2000 (2)

QB	Trent Dilfer	Baltimore
LB	Hardy Nickerson	Jacksonville

## 2001 (5)

LB	Don Davis	St. Louis
TE	Patrick Hape	Denver
DT	Tyoka Jackson	St. Louis
G	Frank Middleton	Oakland
S	Damien Robinson	N.Y. Jets

## 2002 (9)

RB	Rabih Abdullah	Chicago
WR	Reidel Anthony	Washington
K	Doug Brien	Minnesota
DT	James Cannida	Indianapolis
LB	Jamie Duncan	St. Louis
RB	Warrick Dunn	Atlanta
WR	Jacquez Green	Washington
T	Pete Pierson	Indianapolis
DE	Steve White	N.Y. Jets

## 2003 (3)

S	Dexter Jackson	Arizona
QB	Rob Johnson	Washington
LB	Alshermond Singleton	Dallas

## 2004 (8)

T	Cornell Green	Denver
RB	Thomas Jones	Chicago
QB	Shaun King	Arizona
DT	Warren Sapp	Oakland
RB	Aaron Stecker	New Orleans
P	Tom Tupa	Washington
LB	Nate Webster	Cincinnati
TE	Todd Yoder	Jacksonville

## FREE AGENTS SIGNED

PLAYER TEAM

## 2005 (2)

TE	Anthony Becht	N.Y. Jets
DT	Chris Hovan	Minnesota

## 2006 (3)

WR	David Boston	Miami
G	Toniú Fonoti	Minnesota
T	Torin Tucker*	Dallas
LB	Jamie Winborn	Jacksonville

## 2007 (5)

FB	B.J. Askew	N.Y. Jets
DE/LB	Patrick Chukwurah	Denver
QB	Jeff Garcia	Philadelphia
LB	Cato June	Indianapolis
TE	Jerramy Stevens	Seattle

## 2008 (9)

DE	Marques Douglas	San Francisco
C	Jeff Faine	New Orleans
TE	John Gilmore	Chicago
LB	Leon Joe	Buffalo
LB	Teddy Lehman	Detroit
LB	Matt McCoy	New Orleans
TE	Ben Troupe	Tennessee
DE	Jimmy Wilkerson	Kansas City
DB	Eugene Wilson	New England

## 2009 (4)

LB	Angelo Crowell	Buffalo
QB	Byron Leftwich	Pittsburgh
K	Mike Nugent	N.Y. Jets
RB	Derrick Ward	N.Y. Giants

\*denotes restricted free agents

## FREE AGENTS LOST

PLAYER TEAM

## 2005 (6)

LB	Keith Burns	Denver
G	Cosey Coleman	Cleveland
DT	Chartric Darby	Seattle
WR	Charles Lee	Arizona
G	Matt O'Dwyer	Green Bay
S	Dwight Smith	New Orleans

## 2006 (3)

FB	Jameel Cook	Houston
S	Dexter Jackson	Cincinnati
T	Todd Steussie	St. Louis

## 2007 (3)

T	Cornell Green	Oakland
G/C	Sean Mahan	Pittsburgh
DE	Dewayne White	Detroit

## 2008 (7)

TE	Anthony Becht	St. Louis
WR	Mark Jones	San Diego
CB	Brian Kelly	Detroit
C	Matt Lehr	New Orleans
S	Kalvin Pearson*	Detroit
RB	Michael Pittman	Denver
C	John Wade	Oakland

## 2009 (2)

DT	Jovan Haye	Tennessee
CB	Phillip Buchanan	Detroit

## YEAR-BY-YEAR LEADERS

## RUSHING (Yards)

YEAR	PLAYER	ATT.	YDS.	AVG.	LG	TD
1976	Louis Carter	171	521	3.0	26	1
1977	Ricky Bell	148	436	2.9	20	1
1978	Ricky Bell	185	679	3.7	56	6
1979	Ricky Bell	283	1,263	4.5	49	7
1980	Ricky Bell	174	599	3.4	40	2
1981	Jerry Eckwood	172	651	3.8	59	2
1982	James Wilder	83	324	3.9	47	3
1983	James Wilder	61	640	4.0	75t	4
1984	James Wilder	407	1,544	3.8	37	13
1985	James Wilder	365	1,300	3.6	28	10
1986	James Wilder	190	704	3.7	45t	2
1987	James Wilder	106	488	4.6	21	0
1988	Lars Tate	122	467	3.8	47t	7
1989	Lars Tate	167	589	3.5	48	8
1990	Gary Anderson	166	646	3.9	22	3
1991	Reggie Cobb	196	752	3.8	59t	7
1992	Reggie Cobb	310	1,171	3.8	25	9
1993	Reggie Cobb	221	658	3.0	16	3
1994	Errict Rhett	284	1,011	3.6	27	7
1995	Errict Rhett	332	1,207	3.6	21	11
1996	Errict Rhett	176	539	3.1	35	3
1997	Warrick Dunn	224	978	4.4	76	4
1998	Warrick Dunn	245	1,026	4.2	50	2
1999	Mike Alstott	242	949	3.9	30	7
2000	Warrick Dunn	248	1,133	4.6	70t	8
2001	Mike Alstott	165	680	4.1	39t	10
2002	Michael Pittman	204	718	3.5	21	1

2003	Michael Pittman	187	751	4.0	17	0
2004	Michael Pittman	219	926	4.2	78t	7
2005	Carnell Williams	290	1,178	4.1	71t	6
2006	Carnell Williams	225	798	3.5	38	1
2007	Earnest Graham	222	898	4.0	28t	10
2008	Warrick Dunn	186	786	4.2	40	2

## PASSING

YEAR	PLAYER	ATT.	COMP.	YDS.	PCT.	TD	INT.	RATING
1976	Steve Spurrier	311	156	1,628	50.2	7	12	57.1
1977	Gary Huff	138	67	889	48.6	3	13	37.0
1978	Doug Williams	194	73	1,170	37.6	7	8	53.5
1979	Doug Williams	387	166	2,448	41.8	18	24	52.6
1980	Doug Williams	521	254	3,396	48.8	20	16	69.7
1981	Doug Williams	471	238	3,563	50.5	19	14	76.5
1982	Doug Williams	307	164	2,071	53.4	9	11	69.4
1983	Jack Thompson	423	249	2,906	58.9	18	21	73.3
1984	Steve DeBerg	509	308	3,554	60.5	19	18	79.3
1985	Steve DeBerg	370	197	2,488	53.2	19	18	71.3
1986	Steve Young	363	195	2,382	53.7	8	13	65.5
1987	Steve DeBerg	275	159	1,891	57.8	14	7	85.3
1988	Vinny Testaverde	466	222	3,240	47.6	13	35	48.8
1989	Vinny Testaverde	480	258	3,133	53.8	20	22	68.9
1990	Vinny Testaverde	365	203	2,818	55.6	17	18	75.6
1991	Vinny Testaverde	326	166	1,994	50.9	8	15	59.0
1992	Vinny Testaverde	358	206	2,554	57.5	14	16	74.2
1993	Craig Erickson	457	233	3,054	51.0	18	21	66.4
1994	Craig Erickson	399	225	2,919	56.4	16	10	82.5
1995	Trent Dilfer	415	224	2,774	54.0	4	18	60.1
1996	Trent Dilfer	482	267	2,859	55.4	12	19	64.8
1997	Trent Dilfer	386	217	2,555	56.2	21	11	82.8
1998	Trent Dilfer	429	225	2,729	52.4	21	15	74.0
1999	Trent Dilfer	244	146	1,619	59.8	11	11	75.8
2000	Shaun King	428	233	2,769	54.4	18	13	75.8
2001	Brad Johnson	559	340	3,406	60.8	13	11	77.7
2002	Brad Johnson	451	281	3,049	62.3	22	6	92.9
2003	Brad Johnson	570	354	3,811	62.1	26	21	81.5
2004	Brian Griese	336	233	2,632	69.3	20	12	97.5
2005	Chris Simms	313	191	2,035	61.0	10	7	81.4
2006	Bruce Gradkowski	328	177	1,661	54.0	9	9	65.9
2007	Jeff Garcia	327	209	2,440	63.9	13	4	94.6
2008	Jeff Garcia	376	244	2,712	64.9	12	6	90.2

## RECEIVING (Receptions)

YEAR	PLAYER	REC.	YDS.	AVG.	LG	TD
1976	Morris Owens	30	390	13.0	27	6
1977	Morris Owens	34	655	19.3	67t	3
1978	Morris Owens	32	640	20.0	66	5
1979	Jimmie Giles	40	579	14.5	66t	7
1980	Gordon Jones	48	669	13.9	41t	5
1981	Kevin House	56	1,176	21.0	84t	9
1982	James Wilder	53	466	8.8	32	1
1983	James Wilder	57	380	6.7	31	2
1984	James Wilder	85	685	8.1	50	0
1985	James Wilder	53	341	6.5	20	0
1986	Calvin Magee	45	564	12.5	45	5
1987	James Wilder	40	328	8.2	32	1
1988	Bruce Hill	58	1,040	17.9	42t	9
1989	Mark Carrier	86	1,422	16.5	78t	9
1990	Mark Carrier	49	813	16.6	68t	4
1991	Lawrence Dawsey	55	818	14.9	65t	3
1992	Lawrence Dawsey	60	776	12.9	41	1
1993	Courtney Hawkins	62	933	15.0	67	5
1994	Lawrence Dawsey	46	673	14.6	46	1
1995	Jackie Harris	62	751	12.1	33	1
1996	Mike Alstott	65	557	8.6	29	3
1997	Warrick Dunn	39	462	11.8	59t	3
1998	Reidel Anthony	51	708	13.9	79t	7
1999	Warrick Dunn	64	589	9.2	68	2
2000	Keyshawn Johnson	71	874	12.3	38	8
2001	Keyshawn Johnson	106	1,266	11.9	47	1
2002	Keyshawn Johnson	76	1,088	14.3	76t	5
2003	Keenan McCardell	84	1,174	14.0	76t	8
2004	Michael Clayton	80	1,193	14.9	75t	7
2005	Joey Galloway	83	1,287	15.5	80t	10
2006	Joey Galloway	62	1,057	17.0	64t	7
2007	Ike Hilliard	62	722	11.6	56	1
2008	Antonio Bryant	83	1,248	15.0	71t	7

## SCORING

YEAR	PLAYER	TD	PAT	FG	TP
1976	Morris Owens	6	0	0	36
1977	Allan Leavitt	0	5	5	20
1978	Neil O'Donoghue	0	25	13	64
1979	Neil O'Donoghue	0	30	11	63
1980	Garó Yepremian	0	31	16	79
1981	Bill Capece	0	30	15	75
1982	Bill Capece	0	14	18	68
1983	Bill Capece	0	23	10	53
1984	Obed Ariri	0	38	19	95
1985	Donald Igwebuike	0	30	22	96
1986	Donald Igwebuike	0	26	17	77
1987	Donald Igwebuike	0	24	14	66
1988	Donald Igwebuike	0	21	19	78
1989	Donald Igwebuike	0	33	22	99
1990	Steve Christie	0	27	23	96
1991	Steve Christie	0	22	15	67
1992	Reggie Cobb	9	0	0	54
1993	Michael Husted	0	27	16	75
1994	Michael Husted	0	20	23	89
1995	Michael Husted	0	25	19	82
1996	Michael Husted	0	18	25	93
1997	Michael Husted	0	32	13	71
1998	Michael Husted	0	29	21	92
1999	Martin Gramatica	0	25	27	106
2000	Martin Gramatica	0	42	28	126
2001	Martin Gramatica	0	28	23	97
2002	Martin Gramatica	0	32	32	128
2003	Martin Gramatica	0	33	16	81
2004	Michael Pittman	10	0	0	60
2005	Matt Bryant	0	31	21	94
2006	Matt Bryant	0	22	17	73
2007	Matt Bryant	0	34	28	118
2008	Matt Bryant	0	35	32	131

## KICKOFF RETURNS (Yards)

YEAR	PLAYER	NO.	YDS.	AVG.	LG	TD
1976	Rod McNeill	17	384	22.6	43	0
1977	Isaac Hagins	21	493	23.5	41	0
1978	George Ragsdale	24	555	23.1	46	0
1979	George Ragsdale	34	675	19.9	30	0
1980	Gary Davis	44	951	21.6	54	0
1981	John Holt	11	274	24.9	40	0
1982	Michael Morton	21	361	17.2	26	0
1983	Michael Morton	30	689	23.0	50	0
1984	Michael Morton	38	835	22.0	43	0
1985	Phil Freeman	48	1,085	22.6	58	0
1986	Phil Freeman	31	582	18.8	33	0
1987	Bobby Futrell	31	609	19.6	40	0
1988	Donnie Elder	34	772	22.7	51	0
1989	Donnie Elder	40	685	17.1	30	0
1990	Danny Peebles	18	369	20.5	55	0
1991	Willie Drewrey	12	246	20.5	43	0
1992	Gary Anderson	29	564	19.4	39	0
1993	Charles Wilson	23	454	19.7	42	0
1994	Charles Wilson	10	251	25.1	41	0
1995	Bobby Joe Edmonds	58	1,147	19.8	44	0
1996	Karl Williams	14	383	27.4	63	0
1997	Reidel Anthony	25	592	23.7	51	0
1998	Reidel Anthony	46	1,118	24.3	60	0
1999	Reidel Anthony	21	434	20.7	39	0
2000	Aaron Stecker	29	663	22.9	48	0
2001	Frank Murphy	20	445	22.3	39	0
2002	Aaron Stecker	37	934	25.2	67	0
2003	Aaron Stecker	25	520	20.8	44	0
2004	Torrie Cox	33	866	26.2	59	0
2005	Torrie Cox	24	464	19.3	30	0
2006	Michael Pittman	39	867	22.2	37	0
2007	Micheal Spurlock	16	444	27.8	90t	1
2008	Clifton Smith	36	992	27.6	97t	1

## PUNT RETURNS (Yards)

YEAR	PLAYER	NO.	YDS.	AVG.	LG	TD
1976	Danny Reece	20	143	7.2	30	0
1977	Danny Reece	31	276	8.9	36	0
1978	Danny Reece	44	393	8.9	50	0
1979	Danny Reece	70	431	6.2	17	0



1980	Danny Reece	57	313	5.5	19	0
1981	Theo Bell	27	132	4.9	13	0
1982	John Holt	16	81	5.1	22	0
1983	Andre Tyler	27	208	7.7	16	0
1984	Leon Bright	23	173	7.5	21	0
1985	Leon Bright	12	124	10.3	29	0
1986	Bobby Futrell	14	67	4.8	12	0
1987	Bobby Futrell	24	213	8.9	22	0
1988	Bobby Futrell	27	283	10.5	40	0
1989	Willie Drewrey	20	220	11.0	55	0
1990	Willie Drewrey	23	184	8.0	16	0
1991	Willie Drewrey	38	360	9.5	33	0
1992	Courtney Hawkins	13	53	4.1	17	0
1993	Courtney Hawkins	15	166	11.1	35	0
1994	Vernon Turner	21	218	10.4	80t	1
1995	Bobby Joe Edmonds	29	293	10.1	45	0
1996	Karl Williams	13	274	21.1	88t	1
1997	Karl Williams	46	597	13.0	63	1
1998	Jacquez Green	30	453	15.1	95t	1
1999	Jacquez Green	23	204	8.9	31	0
2000	Karl Williams	31	286	9.2	73t	1
2001	Karl Williams	35	366	10.5	84t	1
2002	Karl Williams	43	410	9.5	56t	1
2003	Karl Williams	15	110	7.3	19	0
2004	Joey Galloway	20	142	7.1	59t	1
2005	Mark Jones	51	492	9.6	31	0
2006	Ike Hilliard	24	163	6.8	16	0
2007	Mark Jones	12	143	11.9	35	0
2008	Clifton Smith	23	324	14.1	70t	1

## INTERCEPTIONS

YEAR	PLAYER	NO.	YDS.	AVG.	LG	TD
1976	Mark Cotney	3	25	8.3	25	0
1977	Mike Washington	5	71	14.2	45t	1
1978	Cedric Brown	6	110	18.3	29	0
1979	Cedric Brown	3	79	26.3	72	0
	Mike Washington	3	64	21.3	49t	1
	Jeris White	3	39	13.0	39	0
1980	Mike Washington	4	30	7.5	16	0
1981	Cedric Brown	9	215	23.9	81t	2
1982	Neal Colzie	3	64	21.3	51	0
	Cedric Brown	3	31	10.3	24	0
	Mike Washington	3	13	4.3	13	0
1983	Beasley Reece	6	70	11.7	29	0
1984	Mark Cotney	5	123	24.6	26	0
1985	Jeremiah Castille	7	49	7.0	20	0
1986	Vito McKeever	3	12	4.0	10	0
1987	Paul Tripoli	3	17	5.7	15t	1
1988	Harry Hamilton	6	123	20.5	58	0
1989	Harry Hamilton	6	70	11.7	30	0
	Mark Robinson	6	44	7.3	16	0
1990	Wayne Haddix	7	231	33.0	65t	3
1991	Tony Covington	3	21	7.0	18	0
1992	Darrell Fullington	3	25	8.3	16	0
	Marty Carter	3	1	0.3	1	0
	Milton Mack	3	0	0.0	0	0
1993	Joe King	3	29	9.7	28	0
1994	Hardy Nickerson	2	9	4.5	10	0
	Martin Mayhew	2	4	2.0	4	0
1995	Martin Mayhew	5	81	16.2	40	0
1996	Donnie Abraham	5	27	5.4	21	0
1997	Donnie Abraham	5	16	3.2	16	0
1998	Charles Mincy	4	58	14.5	22t	1
1999	Donnie Abraham	7	115	16.4	55t	2
2000	Donnie Abraham	7	82	11.7	23	0
2001	Ronde Barber	10	86	8.6	36t	1
2002	Brian Kelly	8	68	8.5	31	0
2003	Dwight Smith	5	3	0.6	3	0
2004	Brian Kelly	4	101	25.3	75	0
2005	Ronde Barber	5	105	21.0	42	0
2006	Ronde Barber	3	103	34.3	66t	2
	Derrick Brooks	3	51	17.0	21t	1
2007	Jermaine Phillips	4	2	0.5	2	0
2008	Ronde Barber	4	69	17.3	65t	1

## TACKLE/SACK LEADERS

1976	Tackles:	LB Richard Wood 96, DT Dave Pear 91, S Ken Stone 72
	Sacks:	DE Council Rudolph, DE Lee Roy Selmon 5
1977	Tackles:	LB Dewey Selmon 167, LB Richard Wood 141, S Cedric Brown 116
	Sacks:	DE Lee Roy Selmon 13
1978	Tackles:	LB Richard Wood 168, LB Dewey Selmon 158, DT Dave Pear 127
	Sacks:	DE Lee Roy Selmon 11
1979	Tackles:	LB Richard Wood 158, LB Dewey Selmon 125, DE Lee Roy Selmon 117
	Sacks:	DE Lee Roy Selmon 11
1980	Tackles:	LB Richard Wood 114, S Mark Cotney 105, LB David Lewis 101
	Sacks:	DE Lee Roy Selmon 9
1981	Tackles:	LB Cecil Johnson 174, LB Hugh Green 151, LB Richard Wood 140
	Sacks:	DE Lee Roy Selmon 6.5
1982	Tackles:	LB Hugh Green 71, LB Cecil Johnson 70, LB Scot Brantley 62
	Sacks:	DE Dave Stalls 6.5
1983	Tackles:	LB Hugh Green 138, LB Jeff Davis 137, LB Scot Brantley 134
	Sacks:	DE Lee Roy Selmon 11
1984	Tackles:	LB Jeff Davis 165, DT David Logan 106, LB Scot Brantley 105
	Sacks:	DE Lee Roy Selmon 8
1985	Tackles:	LB Jeff Davis 132, LB Chris Washington 102, S Ivory Sully 98
	Sacks:	DT David Logan 6.5
1986	Tackles:	LB Jeff Davis 136, LB Scot Brantley 127, LB Chris Washington 94
	Sacks:	LB Keith Browner, LB Chris Washington 4
1987	Tackles:	LB Ervin Randle 108, LB Jeff Davis 70, CB Ricky Reynolds 70
	Sacks:	DE Ron Holmes 8
1988	Tackles:	LB Eugene Marve 121, S Harry Hamilton 107, LB Kevin Murphy 75
	Sacks:	DE Ron Holmes 4
1989	Tackles:	LB Ervin Randle 114, LB Eugene Marve 106, S Mark Robinson 104
	Sacks:	LB Kevin Murphy 6
1990	Tackles:	S Harry Hamilton 119, S Mark Robinson 115, LB Eugene Marve 111
	Sacks:	LB Broderick Thomas 7.5
1991	Tackles:	LB Broderick Thomas 174, LB Jesse Solomon 128, S Tony Covington 84
	Sacks:	LB Broderick Thomas 11
1992	Tackles:	S Marty Carter 118, LB Jimmy Williams 115, LB Broderick Thomas 113
	Sacks:	DT Santana Dotson 10
1993	Tackles:	LB Hardy Nickerson 214, S Marty Carter 130, CB Martin Mayhew 76
	Sacks:	DE Ray Seals 8.5
1994	Tackles:	LB Hardy Nickerson 122, S Marty Carter 93, S Barney Bussey 72
	Sacks:	DT Brad Culpepper 4
1995	Tackles:	LB Hardy Nickerson 143, LB Derrick Brooks 79, CB Charles Dimry 77
	Sacks:	DT Santana Dotson 5
1996	Tackles:	LB Derrick Brooks 133, LB Hardy Nickerson 120, S John Lynch 103
	Sacks:	DT Warren Sapp 9
1997	Tackles:	LB Hardy Nickerson 194, LB Derrick Brooks 182, S John Lynch 154
	Sacks:	DT Warren Sapp 10.5
1998	Tackles:	LB Derrick Brooks 189, S John Lynch 107, S Charles Mincy 95
	Sacks:	DT Brad Culpepper 9
1999	Tackles:	LB Derrick Brooks 180, LB Hardy Nickerson 141, S John Lynch 128
	Sacks:	DT Warren Sapp 12.5
2000	Tackles:	LB Derrick Brooks 179, S John Lynch 110, S Damien Robinson 104
	Sacks:	DT Warren Sapp 16.5
2001	Tackles:	LB Derrick Brooks 165, LB Jamie Duncan 130, S John Lynch 105
	Sacks:	DE Simeon Rice 11
2002	Tackles:	LB Derrick Brooks 170, LB Shelton Quarles 159, S John Lynch 96
	Sacks:	DE Simeon Rice 15.5
2003	Tackles:	LB Derrick Brooks 151, CB Ronde Barber 111, LB Shelton Quarles 110
	Sacks:	DE Simeon Rice 15.0
2004	Tackles:	LB Derrick Brooks 172, LB Shelton Quarles 163, LB Ian Gold 120
	Sacks:	DE Simeon Rice 12.0
2005	Tackles:	LB Shelton Quarles 196, LB Derrick Brooks 174, CB Ronde Barber 120
	Sacks:	DE Simeon Rice 14.0
2006	Tackles:	LB Derrick Brooks 150, LB Shelton Quarles 136, Jermaine Phillips 124
	Sacks:	DE Greg Spires 5.0, DE Dewayne White 5.0, DT Ellis Wymys 5.0
2007	Tackles:	LB Barrett Ruud 169, LB Derrick Brooks 162, LB Cato June 120, S Jermaine Phillips 120
	Sacks:	DE Greg White 8
2008	Tackles:	LB Barrett Ruud 178, LB Derrick Brooks 111, LB Cato June 104, FS Tanard Jackson 102
	Sacks:	DE Gaines Adams 6.5

## YEAR-BY-YEAR RECORDS

YEAR	REGULAR SEASON				DIV. RANK	POSTSEASON			HEAD COACH	CUM. REC. W/BUCS	
	W	L	T	PCT.		W	L	T		REG.	POST.
1976	0	14	0	.000	#5th	—	—	—	John McKay	(0-14)	
1977	2	12	0	.143	5th	—	—	—	John McKay	(2-26)	
1978	5	11	0	.313	5th	—	—	—	John McKay	(7-37)	
1979	10	6	0	.625	1st	1	1	0	John McKay	(17-43)	(1-1)
1980	5	10	1	.344	t-4th	—	—	—	John McKay	(22-53)	
1981	9	7	0	.563	1st	0	1	0	John McKay	(31-60)	(1-2)
1982	5	4	0	.556	t-2nd	0	1	0	John McKay	(35-64)	(1-3)
1983	2	14	0	.125	5th	—	—	—	John McKay	(37-78)	
1984	6	10	0	.375	3rd	—	—	—	John McKay	(44-88-1)	
1985	2	14	0	.125	5th	—	—	—	Leeman Bennett	(2-14)	
1986	2	14	0	.125	5th	—	—	—	Leeman Bennett	(4-28)	
1987	4	11	0	.267	t-4th	—	—	—	Ray Perkins	(4-11)	
1988	5	11	0	.313	3rd	—	—	—	Ray Perkins	(9-22)	
1989	5	11	0	.313	5th	—	—	—	Ray Perkins	(14-33)	
1990	6	10	0	.375	t-2nd	—	—	—	Ray Perkins *	(19-41)	
									Richard Williamson *	(1-2)	
1991	3	13	0	.188	5th	—	—	—	Richard Williamson	(4-15)	
1992	5	11	0	.313	t-3rd	—	—	—	Sam Wyche	(5-11)	
1993	5	11	0	.313	5th	—	—	—	Sam Wyche	(10-22)	
1994	6	10	0	.375	5th	—	—	—	Sam Wyche	(16-32)	
1995	7	9	0	.438	5th	—	—	—	Sam Wyche	(23-41)	
1996	6	10	0	.375	4th	—	—	—	Tony Dungy	(6-10)	
1997	10	6	0	.625	2nd	1	1	0	Tony Dungy	(16-16)	(1-1)
1998	8	8	0	.500	3rd	—	—	—	Tony Dungy	(24-24)	
1999	11	5	0	.688	1st	1	1	0	Tony Dungy	(35-29)	(2-2)
2000	10	6	0	.625	2nd	0	1	0	Tony Dungy	(45-35)	(2-3)
2001	9	7	0	.563	3rd	0	1	0	Tony Dungy	(54-42)	(2-4)
2002	12	4	0	.750	1st	3	0	0	Jon Gruden	(12-4)	(3-0)
2003	7	9	0	.438	3rd	—	—	—	Jon Gruden	(19-13)	
2004	5	11	0	.313	4th	—	—	—	Jon Gruden	(24-24)	
2005	11	5	0	.688	1st	0	1	0	Jon Gruden	(35-29)	(3-1)
2006	4	12	0	.250	4th	—	—	—	Jon Gruden	(39-41)	
2007	9	7	0	.563	1st	0	1	0	Jon Gruden	(48-48)	(3-2)
2008	9	7	0	.563	3rd	—	—	—	Jon Gruden	(57-55)	
<b>Totals</b>	<b>205</b>	<b>310</b>	<b>1</b>	<b>.398</b>		<b>6</b>	<b>9</b>	<b>0</b>			

# Tampa Bay was in the AFC West in 1976 only.

\* Ray Perkins coached the first 13 games of 1990, Richard Williamson coached the last three games of 1990.

## BUCCANEER ALL-TIME COACHES RECORDS

(REGULAR SEASON ONLY)

YEAR	HEAD COACH	W-L-T
1976-84	John McKay	44-88-1
1985-86	Leeman Bennett	4-28-0
1987-90	Ray Perkins*	19-41-0
1990-91	Richard Williamson#	4-15-0
1992-95	Sam Wyche	23-41-0
1996-01	Tony Dungy	54-42-0
2002-08	Jon Gruden	57-55-0

\* first 13 games of 1990

# last three games of 1990

# HOME/AWAY RECORDS

HOME RECORD					ROAD RECORD				
YEAR	W	L	T	PCT.	YEAR	W	L	T	PCT.
1976	0	7	0	.000	1976	0	7	0	.000
1977	1	6	0	.143	1977	1	6	0	.143
1978	3	5	0	.375	1978	2	6	0	.250
1979	5	3	0	.625	1979	5	3	0	.625
1980	2	5	1	.313	1980	3	5	0	.375
1981	6	2	0	.750	1981	3	5	0	.375
1982	4	1	0	.800	1982	1	3	0	.250
1983	1	7	0	.125	1983	1	7	0	.125
1984	6	2	0	.750	1984	0	8	0	.000
1985	2	6	0	.250	1985	0	8	0	.000
1986	1	7	0	.125	1986	1	7	0	.125
1987	2	5	0	.286	1987	2	6	0	.250
1988	3	5	0	.375	1988	2	6	0	.250
1989	2	6	0	.250	1989	3	5	0	.375
1990	4	4	0	.500	1990	2	6	0	.250
1991	3	5	0	.375	1991	0	8	0	.000
1992	3	5	0	.375	1992	2	6	0	.250
1993	3	5	0	.375	1993	2	6	0	.250
1994	4	4	0	.500	1994	2	6	0	.250
1995	5	3	0	.625	1995	2	6	0	.250
1996	5	3	0	.625	1996	1	7	0	.125
1997	5	3	0	.625	1997	5	3	0	.625
1998	6	2	0	.750	1998	2	6	0	.250
1999	7	1	0	.875	1999	4	4	0	.500
2000	6	2	0	.750	2000	4	4	0	.500
2001	5	3	0	.600	2001	4	4	0	.500
2002	6	2	0	.750	2002	6	2	0	.750
2003	3	5	0	.375	2003	4	4	0	.500
2004	4	4	0	.500	2004	1	7	0	.125
2005	6	2	0	.750	2005	5	3	0	.625
2006	3	5	0	.375	2006	1	7	0	.125
2007	6	2	0	.750	2007	3	5	0	.375
2008	6	2	0	.750	2008	3	5	0	.375
<b>Totals</b>	<b>128</b>	<b>129</b>	<b>1</b>	<b>.498</b>	<b>Totals</b>	<b>77</b>	<b>181</b>	<b>0</b>	<b>.298</b>

# STARTING QUARTERBACKS BY YEAR

YEAR	QUARTERBACKS
1976	Steve Spurrier (0-12), Parnell Dickinson (0-1), Terry Hanratty (0-1)
1977	Gary Huff (2-4), Jeb Blount (0-4), Randy Hedberg (0-4)
1978	Doug Williams (4-6), Mike Rae (1-4), Mike Boryla (0-1)
1979	Doug Williams (10-6, 1-1 playoffs)
1980	Doug Williams (5-10-1)
1981	Doug Williams (9-7, 0-1 playoffs)
1982	Doug Williams (5-4, 0-1 playoffs)
1983	Jack Thompson (2-11), Jerry Golsteyn (0-3)
1984	Steve DeBerg (5-8), Jack Thompson (1-2)
1985	Steve DeBerg (1-10), Steve Young (1-4)
1986	Steve Young (2-12), Steve DeBerg (0-2)
1987	Steve DeBerg (2-6), Vinny Testaverde (0-4), John Reaves (1-1), Jim Zorn (1-0)
1988	Vinny Testaverde (5-10), Joe Ferguson (0-1)
1989	Vinny Testaverde (5-9), Joe Ferguson (0-2)
1990	Vinny Testaverde (6-7), Chris Chandler (0-3)
1991	Vinny Testaverde (3-9), Chris Chandler (0-3), Jeff Carlson (0-1)
1992	Vinny Testaverde (5-9), Steve DeBerg (0-2)
1993	Craig Erickson (5-10), Steve DeBerg (0-1)
1994	Craig Erickson (6-8), Trent Dilfer (0-2)
1995	Trent Dilfer (7-9)
1996	Trent Dilfer (6-10)
1997	Trent Dilfer (10-6, 1-1 playoffs)
1998	Trent Dilfer (8-8)
1999	Trent Dilfer (7-3), Shaun King (4-1, 1-1 playoffs), Eric Zeier (0-1)
2000	Shaun King (10-6, 0-1 playoffs)
2001	Brad Johnson (9-7, 0-1 playoffs)
2002	Brad Johnson (10-3, 3-0 playoffs), Rob Johnson (2-0), Shaun King (0-1)
2003	Brad Johnson (7-9)
2004	Brian Griese (4-6), Brad Johnson (0-4), Chris Simms (1-1)
2005	Brian Griese (5-1), Chris Simms (6-4, 0-1 playoffs)
2006	Bruce Gradkowski (3-8), Tim Rattay (1-1), Chris Simms (0-3)
2007	Jeff Garcia (8-5, 0-1 playoffs), Luke McCown (1-2)
2008	Jeff Garcia (6-5), Brian Griese (3-2)

## HIGHEST WINNING PERCENTAGE BY STARTING QUARTERBACK (REGULAR SEASON)

QUARTERBACK	RECORD	PERCENTAGE
Shaun King	14-8	.636
Jeff Garcia	14-10	.583
Brian Griese	12-9	.571
Brad Johnson	26-23	.531
Trent Dilfer	38-38	.500
Doug Williams	33-33-1	.500
Chris Simms	7-8	.467
Craig Erickson	11-18	.379
Vinny Testaverde	24-48	.333
Bruce Gradkowski	3-8	.273
Steve DeBerg	8-29	.216
Jack Thompson	3-13	.188
Steve Young	3-16	.158

\* minimum 10 starts

## MOST WINS BY STARTING QUARTERBACK (REGULAR SEASON) (PLAYOFFS)

PLAYER	RECORD	PCT.	PLAYER	RECORD	PCT.
Trent Dilfer	38-38	.500	Brad Johnson	3-1	.750
Doug Williams	33-33-1	.500	Trent Dilfer	1-1	.500
Brad Johnson	26-23	.531	Shaun King	1-2	.333
Vinny Testaverde	24-48	.333	Doug Williams	1-3	.250
Shaun King	14-8	.636			
Jeff Garcia	14-10	.583			

## QUARTERBACKS' RECORDS AS STARTERS

PLAYER	RECORD
Jeb Blount	0-4
Mike Boryla	0-1
Jeff Carlson	0-1
Chris Chandler	0-6
Steve DeBerg	8-29
Parnell Dickinson	0-1
Trent Dilfer	38-38 (1-1 playoffs)
Craig Erickson	11-18
Joe Ferguson	0-3
Jeff Garcia	14-10 (0-1 playoffs)
Jerry Golsteyn	0-3
Bruce Gradkowski	3-8
Brian Griese	12-9
Terry Hanratty	0-1
Randy Hedberg	0-4
Gary Huff	2-4
Brad Johnson	26-23 (3-1 playoffs)
Rob Johnson	2-0
Shaun King	14-8 (1-2 playoffs)
Luke McCown	1-2
Mike Rae	1-4
Tim Rattay	1-1
John Reaves	1-1
Chris Simms	7-8 (0-1 playoffs)
Steve Spurrier	0-12
Vinny Testaverde	24-48
Jack Thompson	3-13
Doug Williams	33-33-1 (1-3 playoffs)
Steve Young	3-16
Eric Zeier	0-1
Jim Zorn	1-0



## YEAR-BY-YEAR OFFENSE (REGULAR SEASON)

YEAR	TOTAL PLAYS	FIRST DOWNS	RUSH YARDS	NET PASS YARDS	TOTAL YARDS	TOTAL POINTS
1976	859	191	1,503	1,503	3,006	125
1977	834	168	1,424	1,269	2,693	103
1978	962	238	2,098	1,703	3,800	241
1979	1,055	267	<b>2,437</b>	2,612	5,049	273
1980	1,031	281	1,839	3,220	5,059	271
1981	950	269	1,731	3,429	5,160	315
1982	587	163	952	1,943	2,895	158
1983	1,005	248	1,353	3,124	4,477	241
1984	<b>1,091</b>	<b>344</b>	1,776	3,545	5,321	335
1985	982	291	1,644	3,122	4,766	294
1986	970	273	1,863	2,498	4,361	239
1987	954	263	1,365	3,016	4,381	286
1988	998	295	1,753	3,308	5,061	261
1989	1,025	288	1,570	3,335	4,842	320
1990	911	238	1,626	2,849	4,475	264
1991	922	249	1,429	2,572	4,001	199
1992	994	281	1,706	3,065	4,771	267
1993	949	241	1,290	3,021	4,311	237
1994	951	276	1,489	3,265	4,754	251
1995	961	283	1,587	2,955	4,542	238
1996	996	260	1,589	2,727	4,316	221
1997	915	249	1,934	2,442	4,376	299
1998	1,000	262	2,148	2,606	4,754	314
1999	991	245	1,776	2,478	4,254	270
2000	961	275	2,066	2,583	4,649	<b>388</b>
2001	1,046	298	1,371	3,323	4,694	324
2002	1,022	287	1,557	3,445	5,002	346
2003	1,036	307	1,648	<b>3,805</b>	5,453	301
2004	949	271	1,489	3,474	4,963	301
2005	985	268	1,826	2,890	4,716	300
2006	972	237	1,523	2,798	4,321	211
2007	975	281	1,872	3,357	5,229	334
2008	1,045	298	1,837	3,619	<b>5,456</b>	361

**Bold** Face Denotes Club Record 1976-77-14 games; 1978-81-16 games; 1982-9 games; 1983-86-16 games; 1987-15 games; 1988-08-16 games

## YEAR-BY-YEAR DEFENSE (REGULAR SEASON)

YEAR	TOTAL PLAYS	FIRST DOWNS	RUSH YARDS	NET PASS YARDS	TOTAL YARDS	TOTAL POINTS
1976	933	283	2,560	2,241	4,801	412
1977	948	241	2,031	1,895	3,926	223
1978	1,047	256	2,049	2,279	4,328	259
1979	1,015	247	1,873	2,076	3,949	237
1980	1,088	313	2,101	3,304	5,405	341
1981	1,115	320	2,172	3,140	5,312	268
1982	<b>564</b>	<b>159</b>	<b>1,058</b>	<b>1,384</b>	<b>2,442</b>	<b>178</b>
1983	1,093	320	2,082	3,315	5,397	380
1984	1,033	311	2,233	3,241	5,474	380
1985	1,087	351	2,430	3,678	6,108	448
1986	1,061	362	2,648	3,685	6,333	473
1987	996	314	2,038	2,949	4,987	360
1988	1,025	293	1,551	3,604	5,155	350
1989	1,027	317	2,023	3,437	5,460	419
1990	1,001	313	2,223	3,256	5,479	367
1991	989	295	2,107	2,872	4,979	365
1992	985	296	1,675	3,510	5,185	365
1993	1,011	280	1,994	3,252	5,246	376
1994	986	298	1,964	3,372	5,336	351
1995	1,031	336	1,754	3,958	5,712	335
1996	976	296	1,889	2,925	4,814	293
1997	981	265	1,617	3,011	4,628	263
1998	925	244	1,583	2,762	4,345	295
1999	977	228	1,407	2,873	4,280	235
2000	1,047	283	1,648	3,152	4,800	269
2001	950	262	1,702	2,951	4,653	280
2002	963	236	1,554	2,490	4,044	196
2003	962	249	1,756	2,710	4,466	264
2004	961	258	1,973	2,579	4,552	304
2005	950	254	1,515	2,929	4,444	274
2006	1,015	300	1,917	3,354	5,271	353
2007	977	258	1,726	2,728	4,454	270
2008	945	259	1,901	2,997	4,898	323

**Bold** Face Denotes Club Record 1976-77-14 games; 1978-81-16 games; 1982-9 games; 1983-86-16 games; 1987-15 games; 1988-08-16 games

YEAR-BY-YEAR NFL YARDAGE RANKINGS

YEAR	OFFENSE			DEFENSE		
	OVERALL	RUSH	PASS	OVERALL	RUSH	PASS
1976	28 (214.7)	26 (107.4)	25 (107.4)	24 (342.9)	24 (182.9)	19 (160.1)
1977	28 (192.4)	28 (101.7)	28 (90.6)	13 (280.4)	17 (145.1)	11 (135.3)
1978	28 (237.5)	19 (131.1)	28 (106.4)	4 (270.5)	7 (128.1)	4 (142.4)
1979	14 (315.6)	8 (152.3)	18 (163.3)	1 (246.8)	7 (117.1)	1 (129.8)
1980	15 (316.2)	21 (114.9)	10 (201.3)	20 (337.8)	19 (131.3)	18 (206.5)
1981	18 (322.5)	24 (108.2)	11 (214.3)	13 (332.0)	22 (135.8)	12 (196.3)
1982	13 (321.7)	19 (105.8)	6 (215.9)	3 (271.3)	18 (117.6)	4 (153.8)
1983	28 (279.8)	27 (84.6)	15 (195.3)	16 (337.3)	15 (130.1)	19 (207.2)
1984	10 (332.6)	19 (111.0)	8 (221.6)	20 (342.1)	25 (139.6)	13 (202.6)
1985	23 (297.9)	21t (102.8)	17 (195.1)	26 (381.8)	25 (151.9)	25 (229.9)
1986	27 (272.6)	12 (116.4)	27 (156.1)	28 (395.8)	28 (165.5)	24 (230.3)
1987	27 (292.1)	26 (91.0)	15 (201.1)	16 (332.5)	21 (135.9)	11 (196.6)
1988	17 (316.3)	21 (109.6)	12 (206.8)	13 (322.2)	2 (96.9)	26 (225.3)
1989	22 (302.6)	23 (94.2)	14 (208.4)	17 (341.3)	21 (126.4)	14 (214.8)
1990	24 (279.7)	19 (101.6)	17 (178.1)	24 (342.4)	25 (138.9)	18 (203.5)
1991	26 (250.1)	19 (89.3)	28 (160.8)	11 (311.2)	25 (131.7)	5 (179.5)
1992	16 (298.2)	14 (106.6)	15 (191.6)	25 (324.1)	11 (104.7)	28 (219.4)
1993	25 (269.4)	27 (80.6)	20 (188.8)	22 (327.9)	23 (124.6)	18 (203.3)
1994	20 (297.1)	22 (93.1)	17 (204.1)	21 (333.5)	26 (122.8)	11 (210.8)
1995	27 (283.9)	19 (99.2)	26 (184.7)	27 (357.0)	15 (109.6)	26 (247.4)
1996	28 (269.8)	22 (99.3)	29 (170.4)	11 (300.9)	22 (118.1)	4 (182.8)
1997	29 (273.5)	11 (120.9)	30 (152.6)	3 (289.1)	6 (101.1)	10 (188.0)
1998	22 (297.1)	4 (134.3)	27 (162.9)	2 (271.6)	8 (98.9)	2 (172.6)
1999	28 (265.9)	15 (111.0)	30 (154.9)	3 (267.5)	5 (87.9)	2 (179.6)
2000	21 (290.6)	9 (129.1)	26 (161.4)	9 (300.0)	9 (103.0)	13 (197.0)
2001	t26 (293.4)	30 (85.7)	15 (207.7)	6 (290.8)	12 (106.4)	5 (184.4)
2002	24 (312.6)	27 (97.3)	15 (215.3)	1 (252.8)	t5 (97.1)	1 (155.6)
2003	10 (340.8)	24 (103.0)	6 (237.8)	5 (279.1)	13 (109.8)	3 (169.4)
2004	22 (310.2)	29 (93.1)	14 (217.1)	5 (284.5)	19 (123.3)	1 (161.2)
2005	23 (294.8)	14 (114.1)	25 (180.6)	1 (277.8)	6 (94.7)	6 (183.1)
2006	29 (270.1)	28 (95.2)	26 (174.9)	17 (329.4)	17 (119.8)	19 (209.6)
2007	18 (326.8)	11 (117.0)	16 (209.8)	2 (278.4)	17 (107.9)	1 (170.5)
2008	14 (341.0)	15 (114.8)	11 (226.2)	9 (306.1)	19 (118.1)	4 (187.3)

YEAR-BY-YEAR NFL  
3RD & 4TH DOWN PERCENTAGES

YEAR	BUCCANEERS			OPPONENTS		
	THIRD DOWN MADE ATT. PCT.	FOURTH DOWN* MADE ATT. PCT.			THIRD DOWN MADE ATT. PCT.	FOURTH DOWN* MADE ATT. PCT.
1976	51 206 24.8	-- -- --	88 206 42.7	-- -- --		
1977	56 229 24.5	-- -- --	87 232 37.5	-- -- --		
1978	72 233 30.9	-- -- --	90 264 34.1	-- -- --		
1979	92 264 34.8	-- -- --	79 247 32.0	-- -- --		
1980	99 241 41.1	-- -- --	110 250 44.0	-- -- --		
1981	63 195 32.3	-- -- --	93 238 39.1	-- -- --		
1982	48 126 38.1	8 9 88.9	47 122 38.5	7 9 77.8		
1983	73 225 32.4	11 20 55.0	89 229 38.9	9 14 64.3		
1984	94 219 42.9	7 17 41.2	93 212 43.9	7 16 43.8		
1985	76 209 36.4	11 18 61.1	88 212 41.5	4 7 57.1		
1986	59 193 30.6	8 19 42.1	90 193 46.6	6 10 60.0		
1987	83 215 38.6	3 6 50.0	90 200 45.0	6 9 66.7		
1988	72 202 35.6	2 11 18.2	101 227 44.5	6 9 66.7		
1989	95 230 41.3	7 13 53.8	87 208 41.8	10 17 58.8		
1990	76 204 37.3	9 19 47.4	93 205 45.4	7 13 53.8		
1991	60 190 31.6	7 14 50.0	79 209 37.8	6 13 46.2		
1992	78 210 37.1	8 21 38.1	92 212 43.4	7 12 58.3		
1993	74 213 34.7	3 12 25.0	85 224 37.9	5 16 31.3		
1994	73 199 36.7	6 15 40.0	94 214 43.9	4 12 33.3		
1995	68 195 34.9	7 13 53.8	93 211 44.1	4 7 57.1		
1996	89 225 39.6	9 24 37.5	87 214 40.7	10 13 76.9		
1997	79 204 38.7	5 14 35.7	75 220 34.1	11 17 64.7		
1998	93 230 40.4	6 14 42.9	64 202 31.7	3 14 21.4		
1999	81 230 35.2	7 15 46.7	75 232 32.3	4 13 30.8		
2000	66 198 33.3	5 12 41.7	74 225 32.9	12 20 60.0		
2001	80 228 35.1	11 17 64.7	78 216 36.1	4 13 30.8		
2002	79 222 35.6	6 9 66.7	75 223 33.6	8 13 61.5		
2003	78 220 35.5	8 15 53.3	68 214 31.8	7 18 38.9		
2004	75 199 37.7	4 6 66.7	77 218 35.3	3 8 37.5		
2005	87 221 39.4	4 7 57.1	75 214 35.0	7 18 38.9		
2006	82 222 36.9	4 16 25.0	82 217 37.8	5 12 41.7		
2007	82 213 38.5	5 13 38.5	92 224 41.1	9 16 56.3		
2008	88 229 38.4	10 18 55.6	81 214 37.9	5 13 38.5		
Total	2,521 6,832 36.90	181 387 46.77	2,771 7,148 38.76	183 352 51.98		

\* Fourth down statistics were not compiled by the NFL until 1982 season.

# YEAR-BY-YEAR SCORING

## BUCCANEERS

YEAR	TD	TDR	TDP	TDRT	PAT	2-PT. *	FG	S	PTS.
1976	15	5	9	1	11-15	—	8-18	0	125
1977	11	4	3	4	10-11	—	9-17	0	103
1978	29	16	12	1	25-29	—	14-24	0	241
1979	35	13	19	3	30-35	—	11-19	0	273
1980	32	9	20	3	31-32	—	16-23	0	271
1981	38	13	20	5	36-38	—	17-28	0	315
1982	15	6	9	0	14-15	—	18-23	0	158
1983	31	9	18	4	25-31	—	10-24	0	241
1984	40	17	22	1	38-40	—	19-26	0	335
1985	33	11	22	0	30-33	—	22-32	0	294
1986	27	12	13	2	26-27	—	17-24	0	239
1987	33	7	22	4	31-33	—	19-24	0	286
1988	28	11	16	1	28-28	—	21-30	1	261
1989	36	10	23	3	34-36	—	22-28	2	320
1990	28	7	18	3	27-28	—	23-27	0	264
1991	22	9	13	0	22-22	—	15-20	0	199
1992	33	12	17	4	33-33	—	12-22	0	267
1993	27	6	19	2	27-27	—	16-22	0	237
1994	26	8	17	1	20-20	3-6	23-35	0	251
1995	26	19	5	2	25-25	0-1	19-26	0	238
1996	21	8	12	1	18-19	1-2	25-32	0	221
1997	38	15	21	2	32-35	0-3	13-17	0	299
1998	36	12	21	3	29-30	3-6	21-28	0	314
1999	27	7	18	2	25-25	0-2	27-32	1	270
2000	43	18	18	7	42-42	1-1	28-34	1	388
2001	34	17	13	4	30-30	3-4	28-35	0	324
2002	35	6	23	6	32-32	2-3	32-39	2	346
2003	36	5	27	4	33-34	1-2	16-26	1	301
2004	37	9	24	4	32-33	1-4	15-24	0	301
2005	33	13	17	3	32-32	1-1	22-27	1	300
2006	23	6	14	3	22-23	0-0	17-22	0	211
2007	36	15	18	3	34-34	0-0	28-33	0	334
2008	38	13	18	7	35-36	1-2	32-38	0	361
<b>Totals</b>	<b>1,002</b>	<b>348</b>	<b>561</b>	<b>93</b>	<b>919-963</b>	<b>17-36</b>	<b>635-879</b>	<b>9</b>	<b>8,888</b>

## OPPONENTS

YEAR	TD	TDR	TDP	TDRT	PAT	2-PT. *	FG	S	PTS.
1976	50	23	19	8	48-50	---	20-32	2	412
1977	26	13	10	3	23-26	---	14-25	1	223
1978	27	12	13	2	23-27	---	24-31	1	259
1979	28	13	14	1	25-28	---	14-24	1	237
1980	40	20	17	3	39-40	---	20-33	1	341
1981	27	16	10	1	27-27	---	25-33	2	268
1982	21	9	10	2	16-21	---	12-17	0	178
1983	42	19	15	8	40-42	---	28-34	2	380
1984	47	27	20	0	44-46	---	18-27	0	380
1985	50	28	18	4	50-50	---	32-42	1	448
1986	59	31	23	5	56-58	---	21-30	0	473
1987	44	18	23	3	42-44	---	18-30	0	360
1988	42	21	19	2	42-42	---	18-30	1	350
1989	51	18	29	4	51-51	---	20-24	1	419
1990	45	20	22	3	43-45	---	18-27	0	367
1991	41	21	15	5	40-41	---	25-35	2	365
1992	43	15	25	3	43-43	---	20-30	2	365
1993	40	15	22	3	38-40	---	32-35	1	376
1994	40	13	25	2	38-38	2-2	23-26	0	351
1995	35	14	19	2	30-31	1-4	31-40	0	335
1996	34	13	17	4	32-32	0-2	19-27	0	293
1997	29	10	13	6	25-25	4-4	18-29	1	263
1998	31	12	15	4	29-29	0-2	26-30	1	295
1999	23	8	11	4	23-23	0-0	24-31	1	235
2000	29	12	15	2	25-25	2-4	22-32	0	269
2001	29	8	20	1	25-25	3-4	25-29	0	280
2002	21	8	10	3	19-19	0-1	17-23	0	196
2003	27	6	16	5	27-27	0-0	25-34	0	264
2004	35	8	21	6	34-35	0-0	20-31	0	304
2005	28	10	15	3	26-27	1-1	26-33	0	274
2006	41	11	26	4	41-41	0-0	22-30	0	353
2007	32	11	18	3	31-32	0-0	15-18	1	270
2008	34	8	23	3	33-33	1-1	28-30	0	323
<b>Totals</b>	<b>1,191</b>	<b>491</b>	<b>588</b>	<b>112</b>	<b>1,128-1,163</b>	<b>14-25</b>	<b>720-982</b>	<b>22</b>	<b>10,506</b>

\* Two-point conversion introduced in 1994.

OWNERSHIP

PLAYERS

2008 REVIEW

HISTORY

RECORDS

SIDELINES

# YEAR-BY-YEAR TURNOVER DIFFERENTIAL

YEAR	TAKEAWAYS				GIVEAWAYS				
	INT	FUM	FUM LOST	TOTAL TO	INT	FUM	FUM LOST	TOTAL TO	TO DIFF
1976	9	33	19	28	20	30	17	37	-9
1977	23	34	18	41	30	30	16	46	-5
1978	29	32	14	43	18	35	20	38	+5
1979	14	45	24	38	26	25	15	41	-3
1980	15	32	13	28	17	28	21	38	-10
1981	32	32	14	46	14	27	14	28	+18
1982	11	15	10	21	11	28	12	23	-2
1983	23	43	18	41	24	39	13	37	+4
1984	18	27	14	32	23	36	20	43	-11
1985	18	37	22	40	26	37	22	48	-8
1986	13	39	19	32	25	36	17	42	-10
1987	16	42	20	36	17	35	14	31	+5
1988	21	29	12	33	36	27	16	52	-19
1989	21	30	18	39	28	21	9	37	+2
1990	25	33	17	42	24	38	19	43	-1
1991	11	27	16	27	29	30	18	47	-20
1992	20	19	12	32	20	19	9	29	+3
1993	9	27	13	22	25	28	11	36	-14
1994	9	21	12	21	16	18	7	23	-2
1995	14	26	16	30	20	25	14	34	-4
1996	17	31	12	29	20	28	14	34	-5
1997	13	21	12	25	12	31	11	23	+2
1998	12	28	14	26	18	23	13	31	-5
1999	21	23	10	31	16	25	19	35	-4
2000	25	26	16	41	13	16	11	24	+17
2001	28	22	11	39	12	20	10	22	+17
2002	31	21	7	38	10	24	11	21	+17
2003	20	29	13	33	22	23	9	31	+2
2004	16	21	11	27	18	32	18	36	-9
2005	17	25	13	30	14	16	9	23	+7
2006	11	25	9	20	18	27	14	32	-12
2007	16	31	19	35	8	18	12	20	+15
2008	22	16	8	30	13	21	13	26	+4
Totals	600	938	476	1,076	643	861	468	1,111	-35

## FRANCHISE MILESTONES

### TEAM

First Game	July 31, 1976	L.A. RAMS 26, Tampa Bay 3
First Regular Season Game	September 12, 1976	HOUSTON 20, Tampa Bay 0
First Victory	August 14, 1976	Tampa Bay 17, Atlanta 3 (at Jacksonville)
First Regular Season Victory	December 11, 1977	Tampa Bay 33, NEW ORLEANS 14
First Regular Season Home Victory	December 18, 1977	TAMPA BAY 17, St. Louis 7
50th Regular Season Game	October 7, 1979	N.Y. GIANTS 17, Tampa Bay 14
50th Regular Season Victory	October 18, 1987	TAMPA BAY 20, Minnesota 10
100th Regular Season Game	December 26, 1982	TAMPA BAY 23, Detroit 21
100th Regular Season Victory	December 22, 1996	TAMPA BAY 34, Chicago 19
150th Regular Season Game	September 7, 1986	San Francisco 31, TAMPA BAY 7
200th Regular Season Game	October 1, 1989	MINNESOTA 17, Tampa Bay 3
250th Regular Season Game	October 18, 1992	CHICAGO 31, Tampa Bay 14
300th Regular Season Game	October 22, 1995	Atlanta 24, TAMPA BAY 21
350th Regular Season Game	November 15, 1998	JACKSONVILLE 29, Tampa Bay 24
400th Regular Season Game	December 9, 2001	TAMPA BAY 15, Detroit 12
450th Regular Season Game	December 19, 2004	New Orleans 21, TAMPA BAY 17
500th Regular Season Game	December 30, 2007	Carolina 31, TAMPA BAY 23

### INDIVIDUAL

First Points	July 31, 1976	Pete Rajecki, 51-yard FG at L.A. Rams
First Regular Season Points	September 26, 1976	Dave Green, 39-yard FG vs. Buffalo
First Touchdown	August 7, 1976	Vince Kendrick 1-yard run at Green Bay
First Regular Season Touchdown	October 3, 1976	Danny Reece 44-yard fumble return at Baltimore
First Regular Season Offensive TD	October 3, 1976	Charlie Davis 1-yard run at Baltimore
First Regular Season Punt Return TD	October 2, 1994	Vernon Turner 80-yard punt return vs. Detroit
100th Regular Season Touchdown	October 12, 1980	Doug Williams 5-yard run vs. Green Bay
200th Regular Season Touchdown	December 4, 1983	Theo Bell 9-yard reception at San Francisco
300th Regular Season Touchdown	November 23, 1986	Pat Franklin 2-yard reception vs. Detroit
400th Regular Season Touchdown	December 10, 1989	Ron Hall 24-yard pass at Houston
500th Regular Season Touchdown	November 14, 1993	Vince Workman 18-yard reception vs. San Francisco
600th Regular Season Touchdown	September 28, 1997	Reidel Anthony 8-yard reception vs. Arizona
700th Regular Season Touchdown	September 24, 2000	Dave Moore 3-yard reception vs. N.Y. Jets
800th Regular Season Touchdown	September 8, 2003	Joe Jurevicius 13-yard reception at Philadelphia
900th Regular Season Touchdown	December 24, 2005	Jameel Cook 9-yard reception vs. Atlanta
1,000th Regular Season Touchdown	December 28, 2008	Carnell Williams 9-yard run vs. Oakland

DATE	W/L	SCORE	OPPONENT	ATT.
9/12	L	0-20	at Houston	42,228
9/19	L	0-23	SAN DIEGO	39,558
9/26	L	9-14	BUFFALO	44,505
10/3	L	17-42	at Baltimore	40,053
10/10	L	0-21	at Cincinnati	40,700
10/17	L	10-13	SEATTLE	43,458
10/24	L	20-23	MIAMI	61,437
10/31	L	19-28	KANSAS CITY	41,779
11/7	L	13-48	at Denver	61,703
11/14	L	0-34	at N.Y. Jets	46,427
11/21	L	7-24	CLEVELAND	36,930
11/28	L	16-49	at Oakland	49,590
12/5	L	0-42	at Pittsburgh	43,385
12/12	L	14-31	NEW ENGLAND	41,517

	BUCS	OPP
TOTAL FIRST DOWNS	191	283
Rushing	71	136
Passing	93	124
Penalty	27	23
3rd Down: Made/Att.	51/206	88/206
TOTAL NET YARDS	3,006	4,801
Avg. Per Game	214.7	342.9
Total Plays	859	933
Avg. Per Play	3.5	5.1
NET YARDS RUSHING	1,503	2,560
Avg. Per Game	107.4	182.9
Total Rushes	433	588
NET YARDS PASSING	1,503	2,241
Avg. Per Game	107.4	160.1
Sacked / Yards Lost	50/423	24/171
Gross Yards	1,926	2,412
Att./Completions	376/181	321/180
Completion Pct.	48.1	56.1
Had Intercepted	20	9
PUNTS/AVERAGE	92/39.3	65/39.3
NET PUNTING AVG.	28.4	30.8
PENALTIES / YARDS	109/875	109/935
FUMBLES / FUMBLES LOST	30/17	33/19
TOUCHDOWNS	15	50
Rushing	5	23
Passing	9	19
Returns	1	8

BY QUARTERS	1	2	3	4	OT	TOT
BUCCANEERS	23	37	16	49	0	125
OPPONENTS	61	130	106	115	0	412

SCORING	TD	R	P	RT	PAT	FG	S	PTS
Owens	6	0	6	0	0/0	0/0	0	36
Green	0	0	0	0	11/15	8/15	0	35
Johnson	2	1	1	0	0/0	0/0	0	12
Williams	2	2	0	0	0/0	0/0	0	12
C. Davis	1	1	0	0	0/0	0/0	0	6

BUCCANEERS	15	5	9	1	11/15	8/18	0	125
OPPONENTS	50	23	19	8	48/50	20/32	2	412

FIELD GOALS	1/19	20/29	30/39	40/49	50+	LONG
Green	1/1	2/3	3/6	2/5	0/0	45
Roder	0/0	0/0	0/2	0/1	0/0	0
BUCCANEERS	1/1	2/3	3/8	2/6	0/0	45
OPPONENTS	3/3	4/12	8/8	4/8	0/1	48

RUSHING	NO.	YDS.	AVG.	LONG	TD
Carter	171	521	3.0	26	1
Williams	87	324	3.7	17	2
Johnson	47	166	3.5	27	1
McNeill	27	135	5.0	17	0
C. Davis	41	107	2.6	13	1
BUCCANEERS	433	1,503	3.5	46	5
OPPONENTS	588	2,560	4.4	69	23

PASSING	ATT.	CMP.	YDS.	CMP%	YDS/ATT	TD	TD%	INT	INT%	LONG	SK/LOST	RTG
Spurrier	311	156	1,628	50.2	5.23	7	2.3	12	3.9	38	32/267	57.1
Dickinson	39	15	210	38.5	5.34	1	2.6	5	12.8	49	14/124	25.5
BUCCANEERS	376	181	1,926	48.1	5.12	9	2.4	20	5.3	49	50/423	49.4
OPPONENTS	321	180	2,412	56.1	7.51	19	5.9	9	2.8	71	24/171	87.6

RECEIVING	NO.	YDS.	AVG.	LONG	TD
Owens	30	390	13.0	27	6
B. Moore	26	310	11.9	31	0
E. Johnson	25	201	8.0	38	1
Williams	23	166	7.2	18	0
McKay	20	302	15.1	49	1
Carter	20	135	6.8	19	0
BUCCANEERS	181	1,926	10.6	49	9
OPPONENTS	180	2,412	13.4	71	19

INTERCEPTIONS	NO.	YDS.	AVG.	LONG	TD
Cotney	3	25	8.3	25	0
Stone	2	47	23.5	26	0
Jordan	2	10	5.0	10	0
C. Peterson	1	15	15.0	15	0
Ball	1	2	2.0	2	0

BUCCANEERS	9	99	11.0	26	0
OPPONENTS	20	490	24.5	68	4

TACKLES	SOLO	ASST.	TOTAL
Wood	75	21	96
Pear	73	18	91
Stone	53	19	72

SACKS		SPECIAL TEAM TACKLES
Rudolph	5.0	Statistic Not Available
L.R. Selmon	5.0	
Pear	3.0	
Toomay	3.0	
D. Selmon	2.0	

BUCCANEERS	22.0
OPPONENTS	50.0

PUNTING	NO.	YDS.	AVG.	NET	TB	IN20	LG	BK
Green	92	3,619	39.3	30.3	3	12	56	0
BUCCANEERS	92	3,619	39.3	30.3	3	12	56	0
OPPONENTS	65	2,556	39.3	31.9	6	15	57	0

PUNT RETURNS	RET.	FC	YDS.	AVG.	LONG	TD
Reece	20	0	143	7.2	30	0
M. Moore	14	0	106	7.6	21	0
Douglas	4	0	78	19.5	32	0
Cotney	3	0	26	8.7	9	0
Stone	1	0	11	11.0	11	0
BUCCANEERS	43	0	366	8.5	32	1
OPPONENTS	71	4	774	10.9	60	1

KICKOFF RETURNS	NO.	YDS.	AVG.	LONG	TD
Douglas	7	167	23.9	29	0
McNeill	17	384	22.6	43	0
Johnson	13	287	22.1	32	0
Carter	15	300	20.0	27	0
M. Moore	7	134	19.1	27	0
BUCCANEERS	70	1,488	21.3	43	0
OPPONENTS	35	717	20.5	43	0

USUAL STARTING LINEUP					
OFFENSE:			DEFENSE:		
WR	89	John McKay	LE	78	Council Rudolph
LT	71	Steve Young	LT	76	Dave Pear
LG	72	Howard Fest	RT	63	Lee Roy Selmon
C	51	Dan Ryczek	RE	66	Pat Toomay
RG	67	Tom Alward	LLB	30	Jimmy Gunn
RT	74	Mike Current	MLB	52	Steve Reese
TE	86	Bob Moore	RLB	54	Richard Wood
WR	85	Morris Owens	LCB	25	Curtis Jordan
QB	11	Steve Spurrier	RCB	46	Danny Reece
FB	43	Ed Williams	SS	33	Mark Cotney
RB	32	Louis Carter	FS	28	Ken Stone



DATE	W/L	SCORE	OPPONENT	ATT.
9/18	L	3-13	at Philadelphia	61,549
9/24	L	3-9	MINNESOTA	66,272
10/2	L	7-23	at Dallas	55,316
10/9	L	0-10	WASHINGTON	58,571
10/16	L	23-30	at Seattle	54,783
10/23	L	0-13	GREEN BAY	47,635
10/30	L	10-20	at San Francisco	34,750
11/6	L	0-31	at L.A. Rams	45,493
11/13	L	0-10	N.Y. GIANTS	46,518
11/20	L	7-16	at Detroit	49,751
11/27	L	0-17	ATLANTA	43,592
12/4	L	0-10	CHICAGO	48,948
12/11	W	33-14	at New Orleans	40,124
12/18	W	17-7	ST. LOUIS	56,922

	BUCS	OPP
TOTAL FIRST DOWNS	168	241
Rushing	84	124
Passing	69	106
Penalty	15	11
3rd Down: Made/Att.	56/229	87/232
TOTAL NET YARDS	2,693	3,926
Avg. Per Game	192.4	280.4
Total Plays	834	948
Avg. Per Play	3.23	4.14
NET YARDS RUSHING	1,424	2,031
Avg. Per Game	101.7	145.1
Total Rushes	465	581
NET YARDS PASSING	1,269	1,895
Avg. Per Game	90.6	135.3
Sacked / Yards Lost	48/445	30/246
Gross Yards	1,714	2,141
Att./Completions	321/131	337/190
Completion Pct.	40.8	56.4
Had Intercepted	30	23
PUNTS/AVERAGE	99/39.9	89/37.6
NET PUNTING AVG.	35.1	33.6
PENALTIES / YARDS	88/717	97/716
FUMBLES / FUMBLES LOST	30/16	34/18
TOUCHDOWNS	11	26
Rushing	4	13
Passing	3	10
Returns	4	3

BY QUARTERS	1	2	3	4	OT	TOT
BUCCANEERS	16	41	19	27	0	103
OPPONENTS	61	59	46	57	0	223

SCORING	TD	R	P	RT	PAT	FG	S	PTS
Leavitt	0	0	0	0	5/5	5/10	0	20
Owens	3	0	3	0	0/0	0/0	0	18
Green	0	0	0	0	5/6	4/7	0	17
L. Carter	2	2	0	0	0/0	0/0	0	12
Wood	2	0	0	2	0/0	0/0	0	12
BUCCANEERS	11	4	3	4	10/11	9/17	0	103
OPPONENTS	26	13	10	3	23/26	14/25	1	223

FIELD GOALS	1/19	20/29	30/39	40/49	50+	LONG
Green	0/0	3/3	0/2	1/2	0/0	40
Leavitt	1/1	2/3	1/2	1/3	0/1	40
BUCCANEERS	1/1	5/6	1/4	2/5	0/1	40
OPPONENTS	1/1	2/4	4/7	7/10	0/3	47

RUSHING	NO.	YDS.	AVG.	LONG	TD
Bell	148	436	2.9	20	1
Davis	95	297	3.1	35	1
DuBose	71	284	4.0	13	0
Williams	63	198	3.1	14	0
L. Carter	59	117	2.0	20	2
BUCCANEERS	465	1,424	3.06	35	4
OPPONENTS	581	2,031	3.50	35	13

PASSING	ATT.	CMP.	YDS.	CMP%	YDS/ATT	TD	TD%	INT	INT%	LONG	SK/LOST	RTG
Huff	138	67	889	48.6	6.44	3	2.17	13	9.42	67	15/150	37.0
Hedberg	90	25	244	18.9	1.84	0	0.00	10	7.58	19	15/131	8.0
Blount	89	37	522	41.6	5.87	0	0.00	7	7.87	56	18/164	28.3
BUCCANEERS	321	131	1,714	40.8	5.34	3	0.93	30	9.34	67	48/445	22.6
OPPONENTS	337	190	2,141	56.4	6.35	10	2.96	23	6.82	51	30/246	57.2

RECEIVING	NO.	YDS.	AVG.	LONG	TD
Owens	34	655	19.3	67	3
Hagins	15	196	13.1	56	0
McKay	12	164	13.7	26	0
DuBose	11	89	8.1	17	0
Bell	11	88	8.0	23	0
BUCCANEERS	131	1,714	13.1	67	3
OPPONENTS	190	2,141	11.3	51	10

INTERCEPTIONS	NO.	YDS.	AVG.	LONG	TD
Washington	5	71	14.2	45	1
Wood	4	86	21.5	30	1
White	4	61	15.3	32	0
Brown	2	66	32.5	27	0
Lewis	2	55	27.5	42	0
BUCCANEERS	23	368	16.0	45	3
OPPONENTS	30	429	14.3	79	3

TACKLES	SOLO	ASST.	TOTAL
D. Selmon	N/A	N/A	167
Wood	N/A	N/A	141
Brown	N/A	N/A	116

SACKS	SPECIAL TEAM TACKLES
L.R. Selmon	13.0
Rudolph	6.5
Johnson	3.0
Pear	2.5
Lewis	2.0
BUCCANEERS	30.0
OPPONENTS	48.0

PUNTING	NO.	YDS.	AVG.	NET	TB	IN20	LG	BK
Green	98	3,948	40.3	34.3	6	16	70	1
BUCCANEERS	99	3,948	39.9	33.9	6	16	70	1
OPPONENTS	89	3,351	37.6	32.0	7	19	54	0

PUNT RETURNS	RET.	FC	YDS.	AVG.	LONG	TD
Reece	31	2	276	8.9	36	0
Hagins	17	1	85	5.0	29	0
BUCCANEERS	48	3	361	7.5	36	0
OPPONENTS	71	6	469	6.6	38	0

KICKOFF RETURNS	NO.	YDS.	AVG.	LONG	TD
Reece	3	72	24.0	34	0
Hagins	21	493	23.5	41	0
Ragsdale	3	68	22.7	21	0
Davis	15	277	18.5	28	0
Nafziger	1	4	4.0	4	0
BUCCANEERS	43	914	21.2	41	0
OPPONENTS	33	699	21.2	35	0

USUAL STARTING LINEUP	DEFENSE:
WR 89 John McKay	LE 78 Council Rudolph
LT 75 Dave Reavis	DT 76 Dave Pear
LG 62 Jeff Winans	RE 63 Lee Roy Selmon
C 51 Dan Ryzek	OLB 57 David Lewis
RG 68 Dan Medlin	ILB 61 Dewey Selmon
RT 70 Darryl Carlton	ILB 54 Richard Wood
TE 83 Dana Nafziger	OLB 56 Cecil Johnson
WR 85 Morris Owens	LCB 45 Jeris White
QB 19 Gary Huff	RCB 40 Mike Washington
FB 35 Jimmy DuBose	SS 33 Mark Cotney
RB 42 Ricky Bell	FS 34 Cedric Brown

DATE	W/L	SCORE	OPPONENT	ATT.
9/2	L	13-19	N.Y. GIANTS	67,456
9/9	L	7-15	DETROIT	64,445
9/17	W	16-10	at Minnesota	46,152
9/24	W	14-9	ATLANTA	58,073
10/1	L	7-24	MINNESOTA	65,972
10/8	W	30-13	at Kansas City	38,201
10/15	L	14-17	at N.Y. Giants	68,025
10/22	W	33-19	CHICAGO	68,146
10/29	L	7-9	at Green Bay	55,108
11/5	L	23-26	at L.A. Rams	55,182
11/12	L	23-34	at Detroit	60,320
11/19	W	31-10	BUFFALO	61,383
11/26	L	3-14	at Chicago	42,373
12/3	L	7-17	GREEN BAY	67,754
12/10	L	3-6	at San Francisco	30,931
12/17	L	10-17	NEW ORLEANS	51,207

	BUCS	OPP
TOTAL FIRST DOWNS	238	256
Rushing	111	109
Passing	101	131
Penalty	26	16
3rd Down: Made/Att.	72/233	90/264
TOTAL NET YARDS	3,800	4,328
Avg. Per Game	237.5	270.5
Total Plays	962	1047
Avg. Per Play	4.0	4.1
NET YARDS RUSHING	2,098	2,049
Avg. Per Game	131.1	128.1
Total Rushes	549	595
NET YARDS PASSING	1,703	2,279
Avg. Per Game	106.4	142.4
Sacked/Yards Lost	52/468	33/256
Gross Yards	2,171	2,535
Att./Completions	361/151	419/241
Completion Pct.	41.8	57.5
Had Intercepted	18	29
PUNTS/AVERAGE	102/40.1	97/40.4
NET PUNTING AVG.	33.0	32.2
PENALTIES / YARDS	100/860	101/963
FUMBLES / FUMBLES LOST	35/20	32/14
TOUCHDOWNS	29	27
Rushing	16	12
Passing	12	13
Returns	1	2

BY QUARTERS	1	2	3	4	OT	TOT
BUCCANEERS	40	82	30	89	0	241
OPPONENTS	67	64	46	82	0	259

SCORING	TD	R	P	RT	PAT	FG	S	PTS
O'Donoghue	0	0	0	0	25/29	13/23	0	64
Bell	6	6	0	0	0/0	0/0	0	36
Owens	5	0	5	0	0/0	0/0	0	30
DuBose	4	4	0	0	0/0	0/0	0	24
Obradovich	3	0	3	0	0/0	0/0	0	18

BUCCANEERS	29	16	12	1	25/29	14/24	0	241
OPPONENTS	27	12	13	2	23/27	24/31	1	259

FIELD GOALS	1/19	20/29	30/39	40/49	50+	LONG
O'Donoghue	0/0	6/6	2/6	5/10	0/1	49
Green	0/0	0/0	1/1	0/0	0/0	35

BUCCANEERS	0/0	6/6	3/7	5/10	0/1	49
OPPONENTS	0/0	12/12	7/10	5/7	0/2	48

RUSHING	NO.	YDS.	AVG.	LONG	TD
Bell	185	679	3.7	56	6
Davis	97	370	3.8	18	3
DuBose	93	358	3.8	12	4
Carter	81	275	3.4	17	1
Rae	20	186	9.3	42	0
BUCCANEERS	549	2,098	3.8	56	16
OPPONENTS	595	2,049	3.4	75t	12

PASSING	ATT.	CMP.	YDS.	CMP%	YDS/ATT
Williams	194	73	1,170	37.6	6.03
Rae	118	57	705	48.3	5.97
Huff	36	15	169	41.7	4.69
BUCCANEERS	361	151	2,171	41.8	6.01
OPPONENTS	419	241	2,535	57.5	6.05

RECEIVING	NO.	YDS.	AVG.	LONG	TD
Owens	32	640	20.0	66	5
Giles	23	324	14.1	38	2
Carter	19	139	7.3	17	0
Bell	15	122	8.1	22	0
Obradovich	14	219	15.6	28t	3
BUCCANEERS	151	2,171	14.4	66	12
OPPONENTS	241	2,535	10.5	68t	13

INTERCEPTIONS	NO.	YDS.	AVG.	LONG	TD
C. Brown	6	110	18.3	29	0
J. White	5	56	11.2	31	0
Washington	5	43	8.6	24	0
Lewis	3	24	8.0	13	0
Jordan	3	23	7.7	22	0
BUCCANEERS	29	312	10.8	31	0
OPPONENTS	18	235	13.1	32t	1

TACKLES	SOLO	ASST.	TOTAL
Wood	N/A	N/A	168
D. Selmon	N/A	N/A	158
Pear	N/A	N/A	127
Lewis	N/A	N/A	118
J. White	N/A	N/A	103

SACKS		SPECIAL TEAM TACKLES	
L.R. Selmon	11.0	Kollar	18
Pear	9.0	Nafziger	15
Hannah	4.5	Bonness	14
Chambers	3.0	Mucker	13
Lewis	1.5	Obradovich	11

BUCCANEERS	33.0
OPPONENTS	52.0

PUNTING	NO.	YDS.	AVG.	NET	TB	IN20	LG	BK
Green	100	4,092	40.9	33.7	14	20	61	2
BUCCANEERS	102	4,092	40.1	33.0	14	20	61	2
OPPONENTS	97	3,919	40.4	32.2	14	14	60	0

PUNT RETURNS	ET.	FC	YDS.	AVG.	LONG	TD
Reece	44	3	393	8.9	50	0
Mucker	7	1	49	7.0	14	0
Cotney	5	1	38	7.6	10	0
Hagins	4	1	23	5.8	11	0
C. Brown	2	1	9	4.5	9	0
BUCCANEERS	62	7	512	8.3	50	0
OPPONENTS	62	4	447	7.2	31	0

KICKOFF RETURNS	NO.	YDS.	AVG.	LONG	TD
Ragsdale	24	555	23.1	46	0
Reece	11	240	21.8	32	0
Carter	6	97	16.2	21	0
Hagins	4	69	17.3	20	0
Giles	5	60	12.0	17	0
BUCCANEERS	57	1,095	19.2	46	0
OPPONENTS	49	1,146	23.4	66	0

USUAL STARTING LINEUP OFFENSE:	DEFENSE:
WR 89 John McKay	LE 73 Charley Hannah
LT 75 Dave Reavis	DT 76 Dave Pear
LG 64 Greg Horton	RE 63 Lee Roy Selmon
C 79 Steve Wilson	OLB 57 David Lewis
RG 72 Garry Puetz	ILB 61 Dewey Selmon
RT 70 Darryl Carlton	ILB 54 Richard Wood
TE 88 Jimmie Giles	OLB 56 Cecil Johnson
WR 85 Morris Owens	LCB 45 Jeris White
QB 12 Doug Williams	RCB 40 Mike Washington
FB 38 Johnny Davis	SS 33 Mark Cotney
RB 42 Ricky Bell	FS 34 Cedric Brown

PASSING	ATT.	CMP.	YDS.	CMP%	YDS/ATT	TD	TD%	INT	INT%	LONG	SK/LOST	RTG
Williams	194	73	1,170	37.6	6.03	7	3.6	8	4.1	56t	6/69	53.5
Rae	118	57	705	48.3	5.97	4	3.4	7	5.9	33t	37/288	54.0
Huff	36	15	169	41.7	4.69	1	2.8	3	8.3	31t	5/54	34.1
BUCCANEERS	361	151	2,171	41.8	6.01	12	3.3	18	5.0	66	52/468	52.1
OPPONENTS	419	241	2,535	57.5	6.05	13	3.1	29	6.9	68t	33/256	56.8

DATE	W/L	SCORE	OPPONENT	ATT.
9/1	W	31-16	DETROIT	68,225
9/9	W	29-26 (ot)	at Baltimore	36,374
9/16	W	21-10	at Green Bay	55,498
9/23	W	21-6	L.A. RAMS	69,497
9/30	W	17-13	at Chicago	55,258
10/7	L	14-17	at N.Y. Giants	72,841
10/14	L	14-42	NEW ORLEANS	67,640
10/21	W	21-3	GREEN BAY	67,186
10/28	W	12-10	at Minnesota	46,906
11/4	L	14-17	at Atlanta	55,150
11/11	W	16-14	at Detroit	70,461
11/18	W	31-3	N.Y. GIANTS	70,261
11/25	L	22-23	MINNESOTA	70,039
12/2	L	0-14	CHICAGO	69,508
12/9	L	7-23	at San Francisco	44,506
12/16	W	3-0	KANSAS CITY	63,624

PLAYOFFS				
12/29	W	24-17	PHILADELPHIA	71,402
1/6	L	0-9	L.A. RAMS	72,033

	BUCS	OPP
TOTAL FIRST DOWNS	267	247
Rushing	107	116
Passing	137	111
Penalty	23	20
3rd Down: Made/Att.	92/264	79/247
TOTAL NET YARDS	5,049	3,949
Avg. Per Game	315.6	246.8
Total Plays	1,055	1,015
Avg. Per Play	4.79	3.89
NET YARDS RUSHING	2,437	1,873
Avg. Per Game	152.3	117.1
Total Rushes	609	539
NET YARDS PASSING	2,612	2,076
Avg. Per Game	163.3	129.8
Sacked/Yards Lost	12/88	40/329
Gross Yards	2,700	2,405
Att./Completions	434/183	436/250
Completion Pct.	42.2	57.3
Had Intercepted	26	14
PUNTS/AVERAGE	95/38.7	104/41.1
NET PUNTING AVG.	30.6	35.4
PENALTIES / YARDS	102/905	100/870
FUMBLES / FUMBLES LOST	25/15	45/24
TOUCHDOWNS	35	28
Rushing	13	13
Passing	19	14
Returns	3	1

BY QUARTERS	1	2	3	4	OT	TOT
BUCCANEERS	33	106	44	87	3	273
OPPONENTS	50	61	46	80	0	237

SCORING	TD	R	P	RT	PAT	FG	S	PTS
O'Donoghue	0	0	0	0	30/35	11/19	0	63
Bell	9	7	2	0	0/0	0/0	0	54
Giles	7	0	7	0	0/0	0/0	0	42
Mucker	5	0	5	0	0/0	0/0	0	30
Hagins	3	0	3	0	0/0	0/0	0	18
BUCCANEERS	35	13	19	3	30/35	11/19	0	273
OPPONENTS	28	13	14	1	25/28	14/24	1	237

FIELD GOALS	1/19	20/29	30/39	40/49	50+	LONG
O'Donoghue	1/1	3/4	5/9	2/5	0/0	44
BUCCANEERS	1/1	3/4	5/9	2/5	0/0	44
OPPONENTS	0/0	4/4	5/9	5/11	0/0	47

RUSHING	NO.	YDS.	AVG.	LONG	TD
Bell	283	1,263	4.5	49	7
Eckwood	194	690	3.6	61t	2
J. Davis	59	221	3.7	18	2
Williams	35	119	3.4	16	2
Berns	23	102	4.4	16	0
BUCCANEERS	609	2,437	4.0	61t	13
OPPONENTS	539	1,873	3.5	60t	13

PASSING	ATT.	CMP.	YDS.	CMP%	YDS/ATT	TD	TD%	INT	INT%	LONG	SK/LOST	RTG
Williams	397	166	2,448	41.8	6.17	18	4.5	24	6.0	66t	7/57	52.6
Rae	36	17	252	47.2	7.00	1	2.8	2	5.6	29	5/31	56.7
BUCCANEERS	434	183	2,700	42.2	6.22	19	4.4	26	6.0	66t	12/88	52.8
OPPONENTS	436	250	2,405	57.3	5.52	14	3.2	14	3.2	67t	40/329	70.2

RECEIVING	NO.	YDS.	AVG.	LONG	TD
Giles	40	579	14.5	66t	7
Hagins	39	692	17.7	57	3
Bell	25	248	9.9	26	2
Eckwood	22	268	12.2	31	0
Owens	20	377	18.9	64	0
BUCCANEERS	183	2,700	14.8	66t	19
OPPONENTS	250	2,405	9.6	67t	14

INTERCEPTIONS	NO.	YDS.	AVG.	LONG	TD
C. Brown	3	79	26.3	72	0
Washington	3	64	21.3	49t	1
White	3	39	13.0	39	0
Wood	2	37	18.5	24	0
D. Lewis	2	19	9.5	11	0
BUCCANEERS	14	238	17.0	72	1
OPPONENTS	26	324	12.5	40	1

TACKLES	SOLO	ASST.	TOTAL
Wood	N/A	N/A	158
D. Selmon	N/A	N/A	125
L.R. Selmon	N/A	N/A	117
D. Lewis	N/A	N/A	111
C. Brown	N/A	N/A	90

SACKS	SPECIAL TEAM TACKLES			
L.R. Selmon	11.0	Cesare		18
Chambers	5.5	Reece		18
D. Lewis	5.5	Nafziger		17
Crowder	4.5	Obradovich		16
Three tied with	2.0	Bonness		14

BUCCANEERS	40.0
OPPONENTS	12.0

PUNTING	NO.	YDS.	AVG.	NET	TB	IN20	LG	BK
Blanchard	93	3,679	39.6	30.6	25	14	58	2
BUCCANEERS	95	3,679	38.7	30.6	25	14	58	2
OPPONENTS	104	4,275	41.1	35.4	8	19	65	0

PUNT RETURNS	RET.	FC	YDS.	AVG.	LONG	TD
Reece	70	1	431	6.2	17	0
T. Davis	1	1	7	7.0	6	0

BUCCANEERS	71	2	438	6.2	17	0
OPPONENTS	47	8	270	5.7	26	0

KICKOFF RETURNS	NO.	YDS.	AVG.	LONG	TD
Ragsdale	34	675	19.9	30	0
Hagins	9	196	21.8	31	0
Nafziger	2	36	18.0	19	0
T. Davis	4	33	8.3	16	0
Reece	1	13	13.0	13	0

BUCCANEERS	51	959	18.8	31	0
OPPONENTS	55	1,254	22.8	83	0

USUAL STARTING LINEUP				OFFENSE:				DEFENSE:			
WR	81	Isaac Hagins	LE	60	Wally Chambers						
LT	75	Dave Reavis	DT	71	Randy Crowder						
LG	64	Greg Horton	RE	63	Lee Roy Selmon						
C	50	Steve Wilson	OLB	57	Dave Lewis						
RG	61	Greg Roberts	ILB	58	Dewey Selmon						
RT	73	Charley Hannah	ILB	54	Richard Wood						
TE	88	Jimmie Giles	OLB	56	Cecil Johnson						
WR	85	Morris Owens	LCB	45	Jeris White						
QB	12	Doug Williams	RCB	40	Mike Washington						
RB	43	Jerry Eckwood	SS	33	Mark Cotney						
RB	42	Ricky Bell	FS	34	Cedric Brown						

DATE	W/L	SCORE	OPPONENT	ATT.
9/7	W	17-12	at Cincinnati	35,551
9/11	W	10-9	L.A. RAMS	66,576
9/21	L	17-28	at Dallas	62,750
9/28	L	27-34	CLEVELAND	65,540
10/6	L	0-23	at Chicago	61,350
10/12	T	14-14 (ot)	GREEN BAY	64,854
10/19	L	14-20	at Houston	48,167
10/26	W	24-23	at San Francisco	51,925
11/2	W	30-13	N.Y. GIANTS	68,256
11/9	L	21-24	PITTSBURGH	71,636
11/16	L	30-38	at Minnesota	46,032
11/23	L	10-24	DETROIT	64,976
11/30	W	20-17	at Green Bay (Milw.)	54,225
12/7	L	10-21	MINNESOTA	65,649
12/14	L	14-27	at Detroit	75,098
12/20	L	13-14	CHICAGO	55,298

	BUCS	OPP
TOTAL FIRST DOWNS	281	313
Rushing	102	126
Passing	154	168
Penalty	25	19
3rd Down: Made/Att.	99/241	110/250
TOTAL NET YARDS	5,059	5,405
Avg. Per Game	316.2	337.3
Total Plays	1,031	1,088
Avg. Per Play	4.91	4.97
NET YARDS RUSHING	1,839	2,101
Avg. Per Game	114.9	131.3
Total Rushes	477	548
NET YARDS PASSING	3,220	3,304
Avg. Per Game	201.3	206.5
Sacked / Yards Lost	24/194	24/173
Gross Yards	3,414	3,477
Att./Completions	530/256	516/328
Completion Pct.	48.3	63.6
Had Intercepted	17	15
PUNTS/AVERAGE	89/41.8	89/42.0
NET PUNTING AVG.	33.2	34.9
PENALTIES / YARDS	90/840	117/1077
FUMBLES / FUMBLES LOST	28/21	32/13
TOUCHDOWNS	32	40
Rushing	9	20
Passing	20	17
Returns	3	3

BY QUARTERS	1	2	3	4	OT	TOT
BUCCANEERS	73	88	34	76	0	271
OPPONENTS	58	108	76	99	0	341

SCORING	TD	R	P	RT	PAT	FG	S	PTS
Yepremian	0	0	0	0	31/32	16/23	0	79
House	5	0	5	0	0/0	0/0	0	30
Jones	5	0	5	0	0/0	0/0	0	30
Williams	4	4	0	0	0/0	0/0	0	24
Giles	4	0	4	0	0/0	0/0	0	24

BUCCANEERS	32	9	20	3	31/32	16/23	0	271
OPPONENTS	40	20	17	3	39/40	20/33	1	341

FIELD GOALS	1/19	20/29	30/39	40/49	50+	LONG
Yepremian	1/1	7/8	7/9	1/5	0/0	43
BUCCANEERS	1/1	7/8	7/9	1/5	0/0	43
OPPONENTS	2/2	5/6	8/12	5/12	0/1	48

RUSHING	NO.	YDS.	AVG.	LONG	TD
Bell	174	599	3.4	40	2
Eckwood	149	504	3.4	35t	2
Williams	58	370	6.4	27	4
Berns	39	131	3.4	17	0
J. Davis	39	130	3.3	8	1
BUCCANEERS	477	1,839	3.9	40	9
OPPONENTS	548	2,101	3.8	56	20

RECEIVING	NO.	YDS.	AVG.	LONG	TD
Jones	48	669	13.9	41t	5
Eckwood	47	475	10.1	40	1
Bell	38	292	7.7	22	1
Giles	33	602	18.2	51	4
House	24	531	22.1	61	5

BUCCANEERS	256	3,414	13.3	61	20
OPPONENTS	328	3,477	10.6	50	17

INTERCEPTIONS	NO.	YDS.	AVG.	LONG	TD
Washington	4	30	7.5	16	0
Wood	3	76	25.3	55t	1
Cotney	3	28	9.3	21	0
Colzie	1	39	39.0	39	0
Brantley	1	6	6.0	6	0

BUCCANEERS	15	179	11.9	55t	1
OPPONENTS	17	185	10.9	44	0

TACKLES	SOLO	ASST.	TOTAL
Wood	N/A	N/A	114
Cotney	N/A	N/A	105
D. Lewis	N/A	N/A	101
D. Selmon	N/A	N/A	99
L.R. Selmon	N/A	N/A	97

SACKS		SPECIAL TEAM TACKLES	
L.R. Selmon	9.0	Hawkins	23
Logan	4.0	Reece	22
Johnson	3.0	Colzie	17
Kollar	3.0	Obradovich	16
Stalls	3.0	A. Brown	15
		T. Davis	15

BUCCANEERS	24.0
OPPONENTS	24.0

PUNTING	NO.	YDS.	AVG.	NET	TB	IN20	LG	BK
Blanchard	88	3,722	42.3	33.2	12	18	62	1
BUCCANEERS	89	3,722	41.8	33.2	12	18	62	1
OPPONENTS	89	3,738	42.0	34.9	16	15	61	0

PUNT RETURNS	RET.	FC	YDS.	AVG.	LONG	TD
Reece	57	1	313	5.5	19	0
T. Davis	0	1	0	0.0	0	0
BUCCANEERS	57	2	313	5.5	19	0
OPPONENTS	54	4	529	9.8	53t	1

KICKOFF RETURNS	NO.	YDS.	AVG.	LONG	TD
G. Davis	44	951	21.6	54	0
Reece	7	128	18.3	23	0
Hagins	4	82	20.5	23	0
T. Davis	4	58	14.5	16	0
Obradovich	5	46	9.2	15	0

BUCCANEERS	67	1,294	19.3	54	0
OPPONENTS	62	1,417	22.9	91t	1

USUAL STARTING LINEUP			
OFFENSE:		DEFENSE:	
WR	84 Gordon Jones	LE	77 Bill Kollar
LT	75 Dave Reavis	NT	76 David Logan
LG	68 George Yarno	RE	63 Lee Roy Selmon
C	50 Steve Wilson	OLB	57 David Lewis
RG	72 Ray Snell	ILB	58 Dewey Selmon
RT	73 Charley Hannah	ILB	54 Richard Wood
TE	88 Jimmie Giles	OLB	56 Cecil Johnson
WR	81 Isaac Hagins	LCB	25 Curtis Jordan
QB	12 Doug Williams	RCB	40 Mike Washington
RB	42 Ricky Bell	SS	33 Mark Cotney
RB	43 Jerry Eckwood	FS	34 Cedric Brown

PASSING	ATT.	CMP.	YDS.	CMP%	YDS/ATT	TD	TD%	INT	INT%	LONG	SK/LOST	RTG
Williams	521	254	3,396	48.8	6.52	20	3.8	16	3.1	61	23/194	69.7
BUCCANEERS	530	256	3,414	48.3	6.44	20	3.8	17	3.2	61	24/194	68.5
OPPONENTS	516	328	3,477	63.6	6.74	17	3.3	15	2.9	50	24/173	82.1

DATE	W/L	SCORE	OPPONENT	ATT.
9/5	W	21-13	MINNESOTA	66,287
9/13	L	10-19	at Kansas City	50,555
9/20	L	17-28	at Chicago	60,130
9/27	W	20-10	ST. LOUIS	65,850
10/4	W	28-10	DETROIT	71,733
10/11	W	21-10	at Green Bay	52,264
10/18	L	16-18	at Oakland	42,288
10/25	L	10-20	at Philadelphia	70,174
11/1	W	20-10	CHICAGO	68,688
11/8	L	10-25	at Minnesota	47,038
11/15	L	7-24	DENVER	64,518
11/22	W	37-3	GREEN BAY	63,251
11/29	W	31-14	at New Orleans	62,209
12/6	W	24-23	ATLANTA	69,221
12/13	L	23-24	SAN DIEGO	67,388
12/20	W	20-17	at Detroit	80,444

## PLAYOFFS

1/2	L	0-38	at Dallas	64,848
-----	---	------	-----------	--------

	BUCS	OPP
TOTAL FIRST DOWNS	269	320
Rushing	95	123
Passing	159	174
Penalty	15	23
3rd Down: Made/Att.	63/195	93/238
TOTAL NET YARDS	5,160	5,312
Avg. Per Game	322.5	332.0
Total Plays	950	1,115
Avg. Per Play	5.43	4.76
NET YARDS RUSHING	1,731	2,172
Avg. Per Game	108.2	135.8
Total Rushes	458	551
NET YARDS PASSING	3,429	3,140
Avg. Per Game	214.3	196.3
Sacked/Yards Lost	19/136	23/157
Gross Yards	3,565	3,297
Att./Completions	473/239	541/317
Completion Pct.	50.5	58.6
Had Intercepted	14	32
PUNTS/AVERAGE	82/41.2	73/41.2
NET PUNTING AVG.	31.5	34.0
PENALTIES / YARDS	89/779	79/650
FUMBLES / FUMBLES LOST	27/14	32/14
TOUCHDOWNS	38	27
Rushing	13	16
Passing	20	10
Returns	5	1

BY QUARTERS	1	2	3	4	OT	TOT
BUCCANEERS	54	82	58	121	0	315
OPPONENTS	66	70	47	85	0	268

SCORING	TD	R	P	RT	PAT	FG	S	PTS
Capece	0	0	0	0	30/32	15/24	0	75
House	9	0	9	0	0/0	0/0	0	54
Giles	6	0	6	0	0/0	0/0	0	36
Wilder	5	4	1	0	0/0	0/0	0	30
Williams	4	4	0	0	0/0	0/0	0	24
BUCCANEERS	38	13	20	5	36/38	17/28	0	315
OPPONENTS	27	16	10	1	27/27	25/33	2	268

FIELD GOALS	1/19	20/29	30/39	40/49	50+	LONG
Capece	0/0	5/7	3/5	5/10	2/2	51
Yepremian	0/0	0/0	1/1	1/3	0/0	44
BUCCANEERS	0/0	5/7	4/6	6/13	2/2	51
OPPONENTS	0/0	6/6	7/9	9/13	3/5	53

PASSING	ATT.	CMP.	YDS.	CMP%	YDS/ATT	TD	TD%	INT	INT%	LONG	SK/LOST	RTG
Williams	471	238	3,563	50.5	7.56	19	4.0	14	3.0	84t	18/135	76.5
BUCCANEERS	473	239	3,565	50.5	7.54	20	4.2	14	3.0	84t	19/136	77.1
OPPONENTS	541	317	3,297	58.6	6.09	10	1.8	32	5.9	59	23/157	57.7

RUSHING	NO.	YDS.	AVG.	LONG	TD
Eckwood	172	651	3.8	59	2
Owens	91	406	4.5	35t	3
Wilder	107	370	3.5	23t	4
Williams	48	209	4.4	29	4
R. Bell	30	80	2.7	8	0
BUCCANEERS	458	1,731	3.8	59	13
OPPONENTS	551	2,172	3.9	34	16

RECEIVING	NO.	YDS.	AVG.	LONG	TD
House	56	1176	21.0	84t	9
Giles	45	786	17.5	81t	6
Wilder	48	507	10.6	38	1
T. Bell	21	318	15.1	58t	2
Jones	20	276	13.8	44	1
BUCCANEERS	239	3,565	14.9	84t	20
OPPONENTS	317	3,297	10.4	59	10

INTERCEPTIONS	NO.	YDS.	AVG.	LONG	TD
Brown	9	215	23.9	81t	2
Washington	6	156	26.0	34	1
Colzie	6	110	18.3	82t	1
Johnson	5	84	16.8	36	0
Green	2	56	28.0	50	0

BUCCANEERS	32	648	20.3	82t	4
OPPONENTS	14	179	12.8	39	0

TACKLES	SOLO	ASST.	TOTAL
C. Johnson	N/A	N/A	174
Green	N/A	N/A	151
Wood	N/A	N/A	140
Logan	N/A	N/A	115
Thomas	N/A	N/A	81

SACKS	SPECIAL TEAM TACKLES			
L.R. Selmon	6.5	Nafziger		22
Logan	5.5	Obradovich		17
Green	3.0	Hawkins		16
Hawkins	2.0	Owens		12
Six tied with one		White		12

BUCCANEERS	23.0
OPPONENTS	19.0

PUNTING	NO.	YDS.	AVG.	NET	TB	IN20	LG	BK
Swider	58	2,476	42.7	34.3	4	13	62	2
Blanchard	22	899	40.9	27.3	2	4	58	0
BUCCANEERS	82	3,375	41.2	31.5	6	17	62	2
OPPONENTS	73	3,006	41.2	34.0	14	18	57	0

PUNT RETURNS	RET.	FC	YDS.	AVG.	LONG	TD
T. Bell	27	0	132	4.9	13	0
Holt	9	3	100	11.1	56	0
BUCCANEERS	38	3	244	6.4	56	0
OPPONENTS	52	6	668	12.8	88t	1

KICKOFF RETURNS	NO.	YDS.	AVG.	LONG	TD
Owens	24	473	19.7	34	0
Holt	11	274	24.9	40	0
G. Davis	5	81	16.2	21	0
T. Davis	3	51	17.0	21	0
Wilder	1	19	19.0	19	0

BUCCANEERS	46	912	19.8	40	0
OPPONENTS	64	1,332	20.8	43	0

## USUAL STARTING LINEUP

OFFENSE:			DEFENSE:		
WR	83	Theo Bell	LE	77	Bill Kollar
LT	74	Gene Sanders	NT	76	David Logan
LG	72	Ray Snell	RE	63	Lee Roy Selmon
C	50	Steve Wilson	OLB	59	Andy Hawkins
RG	61	Greg Roberts	ILB	56	Cecil Johnson
RT	73	Charley Hannah	ILB	54	Richard Wood
TE	88	Jimmie Giles	OLB	53	Hugh Green
WR	89	Kevin House	LCB	41	Norris Thomas
QB	12	Doug Williams	RCB	40	Mike Washington
FB	32	James Wilder	SS	20	Neal Colzie
RB	43	Jerry Eckwood	FS	34	Cedric Brown
	26	James Owens			



DATE	W/L	SCORE	OPPONENT	ATT.
9/12	L	10-17	at Minnesota	58,440
9/19	L	13-21	WASHINGTON	66,187
11/21	L	9-14	at Dallas	49,578
11/29	W	23-17	MIAMI	65,854
12/5	W	13-10	at New Orleans	61,709
12/12	L	17-32	at N.Y. Jets	28,147
12/19	W	24-23	BUFFALO	62,510
12/26	W	23-21	DETROIT	65,997
1/2	W	26-23 (ot)	CHICAGO	68,112
<b>PLAYOFFS</b>				
1/9	L	17-30	at Dallas	65,042

	BUCS	OPP
TOTAL FIRST DOWNS	163	159
Rushing	52	72
Passing	105	76
Penalty	6	11
3rd Down: Made/Att.	48/126	47/122
4th Down: Made/Att.	8/9	7/9
POSSESSION AVG.	29:35	30:25
TOTAL NET YARDS	2,895	2,442
Avg. Per Game	321.7	271.3
Total Plays	587	564
Avg. Per Play	4.93	4.33
NET YARDS RUSHING	952	1,058
Avg. Per Game	105.8	117.6
Total Rushes	268	285
NET YARDS PASSING	1,943	1,384
Avg. Per Game	215.9	153.8
Sacked / Yards Lost	11/128	25/224
Gross Yards	2,071	1,608
Att./Completions	308/164	254/145
Completion Pct.	53.2	57.1
Had Intercepted	11	11
PUNTS/AVERAGE	40/40.5	42/43.4
NET PUNTING AVG.	32.7	37.2
PENALTIES / YARDS	38/297	38/425
FUMBLES / FUMBLES LOST	28/12	15/10
TOUCHDOWNS	15	21
Rushing	6	9
Passing	9	10
Returns	0	2

BY QUARTERS	1	2	3	4	OT	TOT
BUCCANEERS	9	40	51	55	3	158
OPPONENTS	46	53	43	36	0	178

SCORING	TD	R	P	RT	PAT	FG	S	PTS
Capece	0	0	0	0	14/14	18/23	0	68
Wilder	4	3	1	0	0/0	0/0	0	24
Giles	3	0	3	0	0/0	0/0	0	18
House	2	0	2	0	0/0	0/0	0	12
Carver	2	1	1	0	0/0	0/0	0	12
BUCCANEERS	15	6	9	0	14/15	18/23	0	158
OPPONENTS	21	9	10	2	16/21	12/17	0	178

FIELD GOALS	1/19	20/29	30/39	40/49	50+	LONG
Capece	0/0	10/11	5/6	1/3	2/3	51
BUCCANEERS	0/0	10/11	5/6	1/3	2/3	51
OPPONENTS	2/2	3/3	3/4	4/6	0/2	49

RUSHING	NO.	YDS.	AVG.	LONG	TD
Wilder	83	324	3.9	47	3
Owens	76	238	3.1	14	0
Carver	70	229	3.3	13t	1
Williams	35	158	4.5	14	2
Morton	2	3	1.5	2	0
BUCCANEERS	268	952	3.6	47	6
OPPONENTS	285	1,058	3.7	25	9

PASSING	ATT.	CMP.	YDS.	CMP%	YDS/ATT
Williams	307	164	2,071	53.4	6.75
BUCCANEERS	308	164	2,071	53.2	6.72
OPPONENTS	254	145	1,608	57.1	6.33

RECEIVING	NO.	YDS.	AVG.	LONG	TD
Wilder	53	466	8.8	32	1
Giles	28	499	17.8	48	3
House	28	438	15.6	62t	2
T. Bell	15	203	13.5	25	0
Jones	14	205	14.6	26	1
BUCCANEERS	164	2,071	12.6	62t	9
OPPONENTS	145	1,608	11.1	49	10

INTERCEPTIONS	NO.	YDS.	AVG.	LONG	TD
Colzie	3	64	21.3	51	0
C. Brown	3	31	10.3	24	0
Washington	3	13	4.3	13	0
Green	1	31	31.0	31	0
Thomas	1	0	0.0	0	0
BUCCANEERS	11	139	12.6	51	0
OPPONENTS	11	114	10.4	39t	1

TACKLES	SOLO	ASST.	TOTAL
Green	N/A	N/A	71
Johnson	N/A	N/A	70
Brantley	N/A	N/A	62
Logan	N/A	N/A	61
Selmon	N/A	N/A	58

SACKS		SPECIAL TEAM TACKLES	
Stalls	6.5	Davis	10
Logan	4.8	Cotney	10
Selmon	4.0	Morris	9
Green	2.3	Smith	8
Hawkins	2.3	Obradovich	7

BUCCANEERS	25.0
OPPONENTS	11.0

PUNTING	NO.	YDS.	AVG.	NET	TB	IN20	LG	BK
Swider	39	1,620	41.5	32.7	6	6	59	1
BUCCANEERS	40	1,620	40.5	32.7	6	6	59	1
OPPONENTS	42	1,824	43.4	37.2	6	9	59	0

PUNT RETURNS	RET.	FC	YDS.	AVG.	LONG	TD
Holt	16	0	81	5.1	22	0
T. Bell	9	1	62	6.9	14	0
BUCCANEERS	25	1	143	5.7	22	0
OPPONENTS	23	2	192	8.3	22	0

KICKOFF RETURNS	NO.	YDS.	AVG.	LONG	TD
Morton	21	361	17.2	26	0
Carver	3	62	20.7	25	0
Owens	3	52	17.3	27	0
J. R. Smith	3	47	15.7	24	0
Yarno	1	14	14.0	14	0
BUCCANEERS	33	548	16.6	27	0
OPPONENTS	40	870	21.8	50	0

USUAL STARTING LINEUP	DEFENSE:
WR 84 Gordon Jones	LE 65 Dave Stalls
LT 75 Dave Reavis	NT 76 David Logan
LG 72 Ray Snell	RE 63 Lee Roy Selmon
C 50 Steve Wilson	OLB 59 Andy Hawkins
RG 61 Greg Roberts	ILB 56 Cecil Johnson
RT 76 Charley Hannah	ILB 52 Scot Brantley
TE 88 Jimmie Giles	OLB 53 Hugh Green
WR 89 Kevin House	LCB 41 Norris Thomas
QB 12 Doug Williams	RCB 41 Mike Washington
FB 32 James Wilder	SS 20 Neal Colzie
RB 26 James Owens	FS 34 Cedric Brown

PASSING	ATT.	CMP.	YDS.	CMP%	YDS/ATT	TD	TD%	INT	INT%	LONG	SK/LOST	RTG
Williams	307	164	2,071	53.4	6.75	9	2.9	11	3.6	62t	11/128	69.4
BUCCANEERS	308	164	2,071	53.2	6.72	9	2.9	11	3.6	62t	11/128	69.1
OPPONENTS	254	145	1,608	57.1	6.33	10	3.9	11	4.3	49	25/224	71.1

DATE	W/L	SCORE	OPPONENT	ATT.
9/4	L	0-11	DETROIT	62,154
9/11	L	10-17	at Chicago	58,186
9/18	L	16-19 (ot)	MINNESOTA	57,567
9/25	L	17-23	CINCINNATI	56,023
10/2	L	14-55	at Green Bay	54,272
10/9	L	24-27 (ot)	at Dallas	63,308
10/16	L	27-34	ST. LOUIS	48,224
10/23	L	21-24	NEW ORLEANS	48,242
10/30	L	12-17	at Pittsburgh	57,648
11/6	W	17-12	at Minnesota	59,239
11/13	L	0-20	at Cleveland	56,091
11/20	L	0-27	CHICAGO	36,816
11/27	W	33-24	HOUSTON	38,625
12/4	L	21-35	at San Francisco	49,773
12/12	L	9-12 (ot)	GREEN BAY	50,763
12/18	L	20-23	at Detroit	78,392

	BUCS	OPP
TOTAL FIRST DOWNS	248	320
Rushing	72	124
Passing	156	172
Penalty	20	24
3rd Down: Made/Att.	73/225	89/229
4th Down: Made/Att.	11/20	9/14
POSSESSION AVG.	27:55	32:05
TOTAL NET YARDS	4,477	5,397
Avg. Per Game	279.8	337.3
Total Plays	1,005	1,093
Avg. Per Play	4.45	4.94
NET YARDS RUSHING	1,353	2,082
Avg. Per Game	84.6	130.1
Total Rushes	428	561
NET YARDS PASSING	3,124	3,315
Avg. Per Game	195.3	207.2
Sacked/Yards Lost	49/366	42/309
Gross Yards	3,490	3,624
Att./Completions	528/300	490/300
Completion Pct.	56.8	61.2
Had Intercepted	24	23
PUNTS/AVERAGE	96/41.8	79/40.7
NET PUNTING AVG.	33.0	33.9
PENALTIES / YARDS	94/832	105/799
FUMBLES / FUMBLES LOST	39/13	43/18
TOUCHDOWNS	31	42
Rushing	9	19
Passing	18	15
Returns	4	8

BY QUARTERS	1	2	3	4	OT	TOT
BUCCANEERS	43	68	65	65	0	241
OPPONENTS	67	130	67	107	9	380

SCORING	TD	R	P	RT	PAT	FG	S	PTS
Capece	0	0	0	0	23/26	10/23	0	53
Owens	6	5	1	0	0/0	0/0	0	36
Wilder	6	4	2	0	0/0	0/0	0	36
House	5	0	5	0	0/0	0/0	0	30
T. Bell	2	0	2	0	0/0	0/0	0	12
BUCCANEERS	31	9	18	4	25/31	10/24	0	241
OPPONENTS	42	19	15	8	40/42	28/34	2	380

FIELD GOALS	1/19	20/29	30/39	40/49	50+	LONG
Capece	0/0	7/8	0/4	3/8	0/3	49
Warnke	0/0	0/1	0/0	0/0	0/0	0
BUCCANEERS	0/0	7/9	0/4	3/8	0/3	49
OPPONENTS	1/1	8/8	8/10	7/10	4/5	52

RUSHING	NO.	YDS.	AVG.	LONG	TD
Wilder	161	640	4.0	75t	4
Carver	114	348	3.1	16	0
Owens	96	266	2.8	15	5
Armstrong	7	30	4.3	7	0
Morton	13	28	2.2	5	0
BUCCANEERS	428	1,353	3.2	75t	9
OPPONENTS	561	2,082	3.7	39	19

RECEIVING	NO.	YDS.	AVG.	LONG	TD
Wilder	57	380	6.7	31	2
Carter	48	694	14.5	56t	2
House	47	769	16.4	74t	5
T. Bell	25	410	16.4	52	2
Giles	25	349	14.0	80	1
BUCCANEERS	300	3,490	11.6	80	18
OPPONENTS	300	3,624	12.1	80t	15

INTERCEPTIONS	NO.	YDS.	AVG.	LONG	TD
B. Reece	6	70	11.7	29	0
C. Brown	4	78	19.5	36	0
Holt	3	43	14.3	25	0
Green	2	54	27.0	33t	2
Washington	2	41	20.5	25	0

BUCCANEERS	23	367	16.0	69t	3
OPPONENTS	24	316	13.2	70t	4

TACKLES	SOLO	ASST.	TOTAL
Green	N/A	N/A	138
J. Davis	N/A	N/A	137
Brantley	N/A	N/A	134
Logan	N/A	N/A	109
Holt	N/A	N/A	78

SACKS	SPECIAL TEAM TACKLES
Selmon 11.0	Witte 19
Logan 9.5	Spradlin 14
Cannon 5.0	Obradovich 13
Green 3.5	Smith 12
Hawkins 3.0	Morris 12

BUCCANEERS	42.0
OPPONENTS	49.0

PUNTING	NO.	YDS.	AVG.	NET	TB	IN20	LG	BK
Garcia	95	4,008	42.2	33.0	12	16	64	1
BUCCANEERS	96	4,008	41.8	33.0	12	16	64	1
OPPONENTS	79	3,217	40.7	33.9	12	11	65	0

PUNT RETURNS	RET.	FC	YDS.	AVG.	LONG	TD
Tyler	27	5	208	7.7	16	0
T. Bell	10	2	48	4.8	11	0
Holt	5	0	43	8.6	17	0
BUCCANEERS	42	7	299	7.1	17	0
OPPONENTS	59	11	603	10.2	90t	1

KICKOFF RETURNS	NO.	YDS.	AVG.	LONG	TD
Morton	30	689	23.0	50	0
Owens	20	380	19.0	31	0
Smith	8	136	17.0	43	0
Spradlin	2	31	15.5	24	0
O'Steen	2	30	15.0	16	0

BUCCANEERS	67	1,310	19.5	50	0
OPPONENTS	50	1,039	20.8	81	0

USUAL STARTING LINEUP			DEFENSE:		
WR	87	Gerald Carter	LE	78	John Cannon
LT	75	Dave Reavis	NT	76	David Logan
LG	72	Ray Snell	RE	63	Lee Roy Selmon
C	50	Steve Wilson	OLB	51	Ed Judie
RG	62	Sean Farrell	ILB	58	Jeff Davis
RT	70	Kelly Thomas	ILB	52	Scot Brantley
TE	88	Jimmie Giles	OLB	53	Hugh Green
WR	89	Kevin House	LCB	21	John Holt
QB	14	Jack Thompson	RCB	40	Mike Washington
FB	32	James Wilder	SS	33	Mark Cotney
RB	28	Melvin Carver	FS	43	Beasley Reece

PASSING	ATT.	CMP.	YDS.	CMP%	YDS/ATT	TD	TD%	INT	INT%	LONG	SK/LOST	RTG
J. Thompson	423	249	2,906	58.9	6.87	18	4.3	21	5.0	80	39/289	73.3
Golsteyn	97	47	535	48.5	5.52	0	0.0	2	2.1	52	7/52	56.8
BUCCANEERS	528	300	3,490	56.8	6.61	18	3.4	24	4.5	80	49/366	69.6
OPPONENTS	490	300	3,624	61.2	7.40	15	3.1	23	4.7	80t	42/309	74.7

DATE	W/L	SCORE	OPPONENT	ATT.
9/2	L	14-34	at Chicago	58,789
9/9	L	13-17	at New Orleans	54,686
9/16	W	21-17	DETROIT	44,560
9/23	L	14-17	at N.Y. Giants	72,650
9/30	W	30-27 (ot)	GREEN BAY	44,487
10/7	W	35-31	MINNESOTA	47,405
10/14	L	7-13 (ot)	at Detroit	44,308
10/21	L	9-44	CHICAGO	60,003
10/28	L	20-24	at Kansas City	41,710
11/4	L	24-27	at Minnesota	54,949
11/11	W	20-17	N.Y. GIANTS	46,534
11/18	L	17-24	at San Francisco	57,704
11/25	L	33-34	L.A. RAMS	42,242
12/2	L	14-27	at Green Bay	46,800
12/9	W	23-6	ATLANTA	33,808
12/16	W	41-21	N.Y. JETS	43,817

	BUCS	OPP
TOTAL FIRST DOWNS	344	311
Rushing	114	139
Passing	209	157
Penalty	21	15
3rd Down: Made/Att.	94/219	93/212
4th Down: Made/Att.	7/17	7/16
POSSESSION AVG.	31:17	28:43
TOTAL NET YARDS	5,321	5,474
Avg. Per Game	332.6	342.1
Total Plays	1,091	1,033
Avg. Per Play	4.9	5.3
NET YARDS RUSHING	1,776	2,233
Avg. Per Game	111.0	139.6
Total Rushes	483	511
NET YARDS PASSING	3,545	3,241
Avg. Per Game	221.6	202.6
Sacked /Yards Lost	45/362	32/239
Gross Yards	3,907	3,480
Att./Completions	563/334	490/286
Completion Pct.	59.3	58.4
Had Intercepted	23	18
PUNTS/AVERAGE	68/41.9	68/41.0
NET PUNTING AVG.	34.7	35.3
PENALTIES / YARDS	118/875	136/1078
FUMBLES / FUMBLES LOST	36/20	27/14
TOUCHDOWNS		
Rushing	17	27
Passing	22	20
Returns	1	0

BY QUARTERS	1	2	3	4	OT	TOT
BUCCANEERS	57	102	64	109	3	335
OPPONENTS	54	108	76	136	6	380

SCORING	TD	R	P	RT	PAT	FG	S	PTS
Airri	0	0	0	0	38/40	19/26	0	95
Wilder	13	13	0	0	0/0	0/0	0	78
House	5	0	5	0	0/0	0/0	0	30
Carter	5	0	5	0	0/0	0/0	0	30
Armstrong	5	2	3	0	0/0	0/0	0	30
BUCCANEERS	40	17	22	1	38/40	19/26	0	335
OPPONENTS	47	27	20	0	44/46	18/27	0	380

FIELD GOALS	1/19	20/29	30/39	40/49	50+	LONG
Airri	0/0	7/7	6/7	6/10	0/2	49
BUCCANEERS	0/0	7/7	6/7	6/10	0/2	49
OPPONENTS	0/0	5/6	6/10	5/7	2/4	53

RUSHING	NO.	YDS.	AVG.	LONG	TD
Wilder	407	1,544	3.8	37	13
DeBerg	28	59	2.1	14	2
Carver	11	44	4.0	12	0
Thompson	5	35	7.0	13	0
Armstrong	10	34	3.4	12	2
BUCCANEERS	483	1,776	3.7	37	17
OPPONENTS	511	2,233	4.4	51	27

PASSING	ATT.	CMP.	YDS.	CMP%	YDS/ATT
DeBerg	509	308	3,554	60.5	6.98
Thompson	52	25	337	48.1	6.48
BUCCANEERS	563	334	3,907	59.3	6.94
OPPONENTS	490	286	3,480	58.4	7.10

RECEIVING	NO.	YDS.	AVG.	LONG	TD
Wilder	85	685	8.1	50	0
House	76	1,005	13.2	55	5
Carter	60	816	13.6	74t	5
J. Bell	29	397	13.7	26	4
T. Bell	22	350	15.9	29	0
BUCCANEERS	334	3,907	11.7	74t	22
OPPONENTS	286	3,480	12.2	77t	20

INTERCEPTIONS	NO.	YDS.	AVG.	LONG	TD
Cotney	5	123	24.6	29	0
Brantley	3	55	18.3	38	0
Castille	3	38	12.7	30	0

Seven tied with one

BUCCANEERS	18	308	17.1	38	1
OPPONENTS	23	249	10.8	61	0

TACKLES	SOLO	ASST.	TOTAL
Davis	N/A	N/A	165
Logan	N/A	N/A	106
Brantley	N/A	N/A	105
Selmon	N/A	N/A	100
Browner	N/A	N/A	71

SACKS		SPECIAL TEAM TACKLES	
Selmon	8.0	Witte	25
Logan	5.5	Spradlin	15
C. Washington	5.0	Dixon	13
Green	4.0	Morton	12
Cannon	3.5	Harvey	11

BUCCANEERS	32.0
OPPONENTS	45.0

PUNTING	NO.	YDS.	AVG.	NET	TB	IN20	LG	BK
Garcia	68	2,849	41.9	34.7	9	12	60	0
BUCCANEERS	68	2,849	41.9	34.7	9	12	60	0
OPPONENTS	68	2,787	41.0	35.3	9	18	60	0

PUNT RETURNS	RET.	FC	YDS.	AVG.	LONG	TD
Bright	23	1	173	7.5	21	0
Z. Thomas	1	0	7	7.0	7	0
Holt	7	3	19	2.7	8	0
T. Bell	3	1	8	2.7	8	0

BUCCANEERS	34	5	207	6.1	21	0
OPPONENTS	36	10	310	8.6	31	0

KICKOFF RETURNS	NO.	YDS.	AVG.	LONG	TD
Morton	38	835	22.0	43	0
Owens	8	168	21.0	36	0
Bright	16	300	18.8	30	0
Wood	5	43	8.6	16	0
Spradlin	1	5	5.0	5	0
BUCCANEERS	68	1,351	19.9	43	0
OPPONENTS	67	1,336	19.9	47	0

## USUAL STARTING LINEUP

OFFENSE:	DEFENSE:
WR 89 Kevin House	LE 78 John Cannon
LT 74 Gene Sanders	NT 76 David Logan
LG 72 Steve Courson	RE 63 Lee Roy Selmon
C 50 Steve Wilson	OLB 57 Keith Browner
RG 62 Sean Farrell	ILB 58 Jeff Davis
RT 73 Ron Heller	ILB 52 Scot Brantley
TE 88 Jimmie Giles	OLB 53 Hugh Green
WR 87 Gerald Carter	LCB 23 Jeremiah Castille
QB 17 Steve DeBerg	RCB 21 John Holt
FB 46 Adger Armstrong	SS 43 Beasley Reece
RB 32 James Wilder	FS 34 Cedric Brown

	TD	TD%	INT	INT%	LONG	SK/LOST	RTG
DeBerg	19	3.7	18	3.5	55	35/308	79.3
Thompson	2	3.8	5	9.6	74t	10/54	42.3
BUCCANEERS	22	3.9	23	4.1	74t	45/362	76.4
OPPONENTS	20	4.1	18	3.7	77t	32/239	78.6

DATE	W/L	SCORE	OPPONENT	ATT.
9/8	L	28-38	at Chicago	57,828
9/15	L	16-31	MINNESOTA	46,188
9/22	L	13-20	at New Orleans	45,320
9/29	L	9-30	at Detroit	45,023
10/6	L	19-27	CHICAGO	51,795
10/13	L	27-31	L.A. RAMS	39,607
10/20	L	38-41	at Miami	62,335
10/27	L	14-32	NEW ENGLAND	34,661
11/3	L	20-22	at N.Y. Giants	72,031
11/10	W	16-0	ST. LOUIS	34,736
11/17	L	28-62	at N.Y. Jets	65,344
11/24	W	19-16 (ot)	DETROIT	43,471
12/1	L	0-21	at Green Bay	19,856
12/8	L	7-26	at Minnesota	51,593
12/15	L	23-31	INDIANAPOLIS	25,577
12/22	L	17-20	GREEN BAY	33,992

	BUCS	OPP
TOTAL FIRST DOWNS	291	351
Rushing	95	146
Passing	162	185
Penalty	34	20
3rd Down: Made/Att.	76/209	88/212
4th Down: Made/Att.	11/18	4/7
POSSESSION AVG.	27:55	32:05
TOTAL NET YARDS	4,766	6,108
Avg. Per Game	297.9	381.8
Total Plays	982	1,087
Avg. Per Play	4.9	5.6
NET YARDS RUSHING	1,644	2,430
Avg. Per Game	102.8	151.9
Total Rushes	434	547
NET YARDS PASSING	3,122	3,678
Avg. Per Game	195.1	229.9
Sacked/Yards Lost	40/301	35/277
Gross Yards	3,423	3,955
Att./Completions	508/269	505/318
Completion Pct.	53.0	63.0
Had Intercepted	26	18
PUNTS/AVERAGE	79/40.9	59/44.2
NET PUNTING AVG.	32.6	37.6
PENALTIES / YARDS	103/733	114/945
FUMBLES / FUMBLES LOST	37/22	37/22
TOUCHDOWNS	33	50
Rushing	11	28
Passing	22	18
Returns	0	4

BY QUARTERS	1	2	3	4	OT	TOT
BUCCANEERS	71	109	31	80	3	294
OPPONENTS	75	144	110	119	0	448

SCORING	TD	R	P	RT	PAT	FG	S	PTS
Igwebuike	0	0	0	0	30/32	22/32	0	96
Wilder	10	10	0	0	0/0	0/0	0	60
Giles	8	0	8	0	0/0	0/0	0	48
House	5	0	5	0	0/0	0/0	0	30
Carter	3	0	3	0	0/0	0/0	0	18
BUCCANEERS	33	11	22	0	30/33	22/32	0	294
OPPONENTS	50	28	18	4	50/50	32/42	0	448

FIELD GOALS	1/19	20/29	30/39	40/49	50+	LONG
Igwebuike	1/1	5/5	8/10	5/10	3/6	53
BUCCANEERS	1/1	5/5	8/10	5/10	3/6	53
OPPONENTS	0/0	11/14	14/15	6/10	1/3	50

RUSHING	NO.	YDS.	AVG.	LONG	TD
Wilder	365	1,300	3.6	28	10
Young	40	233	5.8	20	1
Springs	16	54	3.4	11	0
DeBerg	9	28	3.1	13	0
Carter	1	13	13.0	13	0
BUCCANEERS	434	1,644	3.8	28	11
OPPONENTS	547	2,430	4.4	38	28

PASSING	ATT.	CMP.	YDS.	CMP%	YDS/ATT	TD	TD%	INT	INT%	LONG	SK/LOST	RTG
DeBerg	370	197	2,488	53.2	6.72	19	5.1	18	4.9	57	19/143	71.3
Young	138	72	935	52.3	6.78	3	2.2	8	5.8	59	21/158	57.1
BUCCANEERS	508	269	3,423	53.0	6.74	22	4.3	26	5.1	59	40/301	67.5
OPPONENTS	505	318	3,955	63.0	7.83	18	3.6	18	3.6	78t	35/277	84.2

RECEIVING	NO.	YDS.	AVG.	LONG	TD
Wilder	53	341	6.5	20	0
House	44	803	18.3	55	5
Giles	43	673	15.7	39t	8
J. Bell	43	496	12.3	27	2
Carter	40	557	13.9	29	3
BUCCANEERS	269	3,423	12.7	59	22
OPPONENTS	318	3,955	12.4	78t	18

INTERCEPTIONS	NO.	YDS.	AVG.	LONG	TD
Castille	7	49	7.0	20	0
Greenwood	5	15	3.0	7	0

Six tied with one

BUCCANEERS	18	146	8.1	25	0
OPPONENTS	26	373	14.3	46	4

TACKLES	SOLO	ASST.	TOTAL
Davis	N/A	N/A	132
Washington	N/A	N/A	102
Sully	N/A	N/A	98
Brantley	N/A	N/A	95
Logan	N/A	N/A	80

SACKS		SPECIAL TEAM TACKLES	
Logan	6.5	Witte	24
Cannon	4.5	Prior	22
Holmes	4.5	Randle	16
Morgan	4.0	Armstrong	13
Greenwood	3.0	Curry	10
Washington	3.0		

BUCCANEERS	35.0
OPPONENTS	40.0

PUNTING	NO.	YDS.	AVG.	NET	TB	IN20	LG	BK
Garcia	77	3,233	42.0	33.4	7	12	61	2
BUCCANEERS	79	3,233	40.9	32.6	7	12	61	2
OPPONENTS	59	2,607	44.2	37.6	8	13	69	0

PUNT RETURNS	RET.	FC	YDS.	AVG.	LONG	TD
Bright	12	2	124	10.3	29	0
Prior	13	6	105	8.1	19	0
BUCCANEERS	25	8	229	9.2	29	0
OPPONENTS	47	7	519	11.0	28	0

KICKOFF RETURNS	NO.	YDS.	AVG.	LONG	TD
Freeman	48	1,085	22.6	58	0
Springs	5	112	22.4	34	0
Bright	11	213	19.4	47	0
Prior	10	131	13.1	29	0
Verser	4	61	15.3	18	0
Magee	2	20	10.0	15	0
BUCCANEERS	80	1,622	20.3	58	0
OPPONENTS	51	1,187	23.3	51	0

## USUAL STARTING LINEUP

OFFENSE:	DEFENSE:
WR 89 Kevin House	LE 78 John Cannon
LT 66 George Yarno	NT 76 David Logan
LG 72 Steve Courson	RE 90 Ron Holmes
C 60 Randy Grimes	OLB 54 Ervin Randle
RG 62 Sean Farrell	ILB 58 Jeff Davis
RT 73 Ron Heller	ILB 52 Scot Brantley
TE 88 Jimmie Giles	OLB 51 Chris Washington
WR 87 Gerald Carter	LCB 23 Jeremiah Castille
QB 17 Steve DeBerg	RCB 21 John Holt
FB 82 Jerry Bell	SS 30 David Greenwood
RB 32 James Wilder	FS 44 Ivory Sully

DATE	W/L	SCORE	OPPONENT	ATT.
9/7	L	7-31	SAN FRANCISCO	50,780
9/14	L	10-23	MINNESOTA	34,579
9/21	W	24-20	at Detroit	38,453
9/28	L	20-23 (ot)	ATLANTA	38,950
10/5	L	20-26 (ot)	at L.A. Rams	50,585
10/12	L	19-30	ST. LOUIS	33,307
10/19	L	7-38	at New Orleans	43,355
10/26	L	20-27	at Kansas City	36,230
11/2	W	34-28	BUFFALO	32,806
11/9	L	3-23	CHICAGO	70,097
11/16	L	7-31	at Green Bay (Milw)	48,271
11/23	L	17-38	DETROIT	30,029
11/30	L	13-45	at Minnesota	56,235
12/7	L	14-48	at Chicago	52,746
12/14	L	7-21	GREEN BAY	30,099
12/21	L	17-21	at St. Louis	23,957

	BUCS	OPP
TOTAL FIRST DOWNS	273	362
Rushing	100	162
Passing	142	177
Penalty	31	23
3rd Down: Made/Att.	59/193	90/193
4th Down: Made/Att.	8/19	6/10
POSSESSION AVG.	28:40	31:20
TOTAL NET YARDS	4,361	6,333
Avg. Per Game	272.6	395.8
Total Plays	970	1,061
Avg. Per Play	4.5	6.0
NET YARDS RUSHING	1,863	2,648
Avg. Per Game	116.4	165.5
Total Rushes	455	558
NET YARDS PASSING	2,498	3,685
Avg. Per Game	156.1	230.3
Sacked /Yards Lost	56/394	19/153
Gross Yards	2,892	3,838
Att./Completions	459/245	484/289
Completion Pct.	53.4	59.7
Had Intercepted	25	13
PUNTS/AVERAGE	78/40.2	59/41.3
NET PUNTING AVG.	32.8	37.4
PENALTIES / YARDS	83/661	116/941
FUMBLES / FUMBLES LOST	36/17	39/19
TOUCHDOWNS	27	59
Rushing	12	31
Passing	13	23
Returns	2	5

BY QUARTERS	1	2	3	4	OT	TOT
BUCCANEERS	39	74	41	85	0	239
OPPONENTS	111	105	103	145	0	473

SCORING	TD	R	P	RT	PAT	FG	S	PTS
Igwebuike	0	0	0	0	26/27	17/24	0	77
Young	5	5	0	0	0/0	0/0	0	30
Magee	5	0	5	0	0/0	0/0	0	30
Wonsley	3	3	0	0	0/0	0/0	0	18
Wilder	3	2	1	0	0/0	0/0	0	18
BUCCANEERS	27	12	13	2	26/27	17/24	0	239
OPPONENTS	59	31	23	5	56/58	21/30	0	473

FIELD GOALS	1/19	20/29	30/39	40/49	50+	LONG
Igwebuike	0/0	5/5	7/8	3/6	2/5	55
BUCCANEERS	0/0	5/5	7/8	3/6	2/5	55
OPPONENTS	0/0	8/9	8/9	3/6	2/6	51

RUSHING	NO.	YDS.	AVG.	LONG	TD
Wilder	190	704	3.7	45t	2
Young	74	425	5.7	31	5
Wonsley	73	339	4.6	59t	3
Springs	74	285	3.9	40	0
Howard	30	110	3.7	16	1
BUCCANEERS	455	1,863	4.1	59t	12
OPPONENTS	558	2,648	4.7	60	31

PASSING	ATT.	CMP.	YDS.	CMP%	YDS/ATT	TD	TD%	INT	INT%	LONG	SK/LOST	RTG
Young	363	195	2,282	53.7	6.29	8	2.2	13	3.6	46	47/326	65.5
DeBerg	96	50	610	52.1	6.35	5	5.2	12	12.5	45	9/68	49.7
BUCCANEERS	459	245	2,892	53.4	6.30	13	2.8	25	5.4	46	56/394	59.6
OPPONENTS	484	289	3,838	59.7	7.93	23	4.8	13	2.7	73	19/153	89.5

RECEIVING	NO.	YDS.	AVG.	LONG	TD
Magee	45	564	12.5	45	5
Wilder	43	326	7.6	25	1
Carter	42	640	15.2	46	2
Springs	24	187	7.8	46	0
Giles	18	178	9.9	20	1
BUCCANEERS	245	2,892	11.8	46	13
OPPONENTS	289	3,838	13.3	73	23

INTERCEPTIONS	NO.	YDS.	AVG.	LONG	TD
McKeever	3	12	4.0	10	0
Brantley	2	65	32.5	57	0
Curry	2	0	0.0	0	0

Five tied with one

BUCCANEERS	13	128	9.8	57	0
OPPONENTS	25	236	9.4	59t	1

TACKLES	SOLO	ASST.	TOTAL
Davis	N/A	N/A	136
Brantley	N/A	N/A	127
Washington	N/A	N/A	94
Jones	N/A	N/A	80
Holmes	N/A	N/A	68

SACKS		SPECIAL TEAM TACKLES	
Browner	4.0	Randle	21
Washington	4.0	Murphy	18
Holmes	2.5	McKeever	9
Cannon	2.0	Easmon	7
Kellin	2.0	Futrell	6
Logan	2.0		

BUCCANEERS	19.0
OPPONENTS	56.0

PUNTING	NO.	YDS.	AVG.	NET	TB	IN20	LG	BK
Garcia	77	3,089	40.1	32.7	8	19	60	0
Springs	1	43	43.0	39.0	0	0	43	0

BUCCANEERS	78	3,132	40.2	32.8	8	19	60	0
OPPONENTS	59	2,438	41.3	37.4	6	24	57	1

PUNT RETURNS	RET.	FC	YDS.	AVG.	LONG	TD
Futrell	14	5	67	4.8	12	0
Walker	9	0	27	3.0	10	0
Harris	3	0	16	5.3	8	0

BUCCANEERS	26	5	110	4.2	12	0
OPPONENTS	39	15	414	10.6	71t	3

KICKOFF RETURNS	NO.	YDS.	AVG.	LONG	TD
Freeman	31	582	18.8	33	0
Wonsley	10	208	20.8	29	0
K. Walker	8	146	18.3	26	0
Futrell	5	115	23.0	30	0
Howard	4	71	17.8	24	0
Harris	4	63	15.8	23	0
BUCCANEERS	75	1,302	17.4	33	0
OPPONENTS	46	1,009	21.9	85t	1

## USUAL STARTING LINEUP

OFFENSE:	DEFENSE:
WR 89 Kevin House	LE 71 Bob Nelson
LT 72 Rob Taylor	NT 76 David Logan
LG 66 George Yarno	RE 90 Ron Holmes
C 60 Randy Grimes	OLB 57 Keith Browner
RG 62 Sean Farrell	ILB 58 Jeff Davis
RT 73 Ron Heller	ILB 52 Scott Brantley
TE 86 Calvin Magee	OLB 51 Chris Washington
WR 87 Gerald Carter	LCB 21 Vito McKeever
QB 8 Steve Young	RCB 22 Rod Jones
FB 20 Ron Springs	SS 41 Craigie Swoope
RB 32 James Wilder	FS 44 Ivory Sully



DATE	W/L	SCORE	OPPONENT	ATT.
9/13	W	48-10	ATLANTA	51,250
9/20	L	3-20	at Chicago	63,551
10/4	W	31-27	at Detroit	4,919
10/11	L	13-17	SAN DIEGO	23,873
10/18	W	20-10	MINNESOTA	20,850
10/25	L	26-27	CHICAGO	70,747
11/1	W	23-17	at Green Bay (Milw.)	50,308
11/8	L	28-31	at St. Louis	22,449
11/15	L	17-23	at Minnesota	48,605
11/22	L	10-24	SAN FRANCISCO	63,211
11/29	L	3-35	at LA Rams	45,188
12/6	L	34-44	at New Orleans	66,471
12/13	L	10-20	DETROIT	41,699
12/20	L	14-31	ST. LOUIS	32,046
12/27	L	6-24	at Indianapolis	60,468

	BUCS	OPP
TOTAL FIRST DOWNS	263	314
Rushing	62	124
Passing	168	163
Penalty	33	27
3rd Down: Made/Att.	83/215	90/200
4th Down: Made/Att.	3/6	6/9
POSSESSION AVG.	28:37	31:23
TOTAL NET YARDS	4,381	4,987
Avg. Per Game	292.1	332.5
Total Plays	954	996
Avg. Per Play	4.6	5.0
NET YARDS RUSHING	1,365	2,038
Avg. Per Game	91.0	135.9
Total Rushes	394	500
NET YARDS PASSING	3,016	2,949
Avg. Per Game	201.1	196.6
Sacked/Yards Lost	43/361	39/306
Gross Yards	3,377	3,255
Att./Completions	517/264	457/271
Completion Pct.	51.1	59.3
Had Intercepted	17	16
PUNTS/AVERAGE	88/39.3	64/41.2
NET PUNTING AVG.	29.9	35.0
PENALTIES/YARDS	115/894	123/926
FUMBLES/FUMBLES LOST	35/14	42/20
TOUCHDOWNS	33	44
Rushing	7	18
Passing	22	23
Returns	4	3

BY QUARTERS	1	2	3	4	OT	TOT
BUCCANEERS	78	66	81	61	0	286
OPPONENTS	69	98	67	126	0	360

SCORING	TD	R	P	RT	PAT	FG	S	PTS
Igwebuike	0	0	0	0	24/26	14/18	0	66
Carter	5	0	5	0	0/0	0/0	0	30
Smith	4	2	2	0	0/0	0/0	0	24
Magee	3	0	3	0	0/0	0/0	0	18
Carrier	3	0	3	0	0/0	0/0	0	18
BUCCANEERS	33	7	22	4	31/33	19/24	0	286
OPPONENTS	44	18	23	3	42/44	18/30	0	360

FIELD GOALS	1/19	20/29	30/39	40/49	50+	LONG
Igwebuike	0/0	2/2	6/6	6/9	0/1	48
BUCCANEERS	0/0	3/4	7/7	8/11	1/2	48
OPPONENTS	0/0	8/9	7/10	2/8	1/3	50

RUSHING	NO.	YDS.	AVG.	LONG	TD
Wilder	106	488	4.6	21	0
Smith	100	309	3.1	46	2
Wright	37	112	3.0	11	0
Howard	30	100	3.3	31	1
Testaverde	13	50	3.8	17	1
BUCCANEERS	394	1,365	3.5	46	7
OPPONENTS	500	2,038	4.1	38t	18

PASSING	ATT.	CMP.	YDS.	CMP%	YDS/ATT	TD	TD%	INT	INT%	LONG	SK/LOST	RTG
DeBerg	275	159	1,891	57.8	6.88	14	5.1	7	2.5	64t	20/185	85.3
Testaverde	165	71	1,081	43.0	6.55	5	3.0	6	3.6	40t	18/140	60.2
BUCCANEERS	517	264	3,377	51.1	6.53	22	4.3	17	3.3	64t	43/361	72.0
OPPONENTS	457	271	3,255	59.3	7.12	23	5.0	16	3.5	67	39/306	85.3

RECEIVING	NO.	YDS.	AVG.	LONG	TD
Wilder	40	328	8.2	32	1
Carter	38	586	15.4	57	5
Magee	34	424	12.5	37	3
Carrier	26	423	16.3	38	3
Hill	23	403	17.5	40	2
BUCCANEERS	264	3,377	12.8	64t	22
OPPONENTS	271	3,255	12.0	67	23

INTERCEPTIONS	NO.	YDS.	AVG.	LONG	TD
Tripoli	3	17	5.7	15t	1
Isom	2	67	33.5	38	0
Woods	2	63	31.5	42	0
Futrell	2	46	23.0	23	0
Jones	2	9	4.5	9	0
BUCCANEERS	16	248	15.5	42	2
OPPONENTS	17	227	13.4	50	0

TACKLES	SOLO	ASST.	TOTAL
Randle	79	29	108
Davis	55	15	70
Reynolds	58	12	70
Kemp	53	15	68
Washington	41	11	52

SACKS		SPECIAL TEAM TACKLES	
Holmes	8.0	Tripoli	10
Washington	6.5	Brantley	7
Kellin	3.5	Miller	6
Jarvis	3.0	Gordon	5
Cannon	2.0	Moss	5
		Gant	5

BUCCANEERS	39.0
OPPONENTS	43.0

PUNTING	NO.	YDS.	AVG.	NET	TB	IN20	LG	BK
Garcia	62	2,409	38.9	28.3	5	12	58	0
Criswell	26	1,046	40.2	33.8	5	3	61	0
BUCCANEERS	88	3,455	39.3	29.9	10	15	61	0
OPPONENTS	64	2,634	41.2	35.0	7	15	60	0

PUNT RETURNS	RET.	FC	YDS.	AVG.	LONG	TD
Futrell	24	6	213	8.9	22	0
BUCCANEERS	31	8	257	8.3	22	0
OPPONENTS	50	10	621	12.4	80	1

KICKOFF RETURNS	NO.	YDS.	AVG.	LONG	TD
Futrell	31	609	19.6	40	0
Smith	5	84	16.8	21	0
Miller	3	68	22.7	25	0
BUCCANEERS	56	1,037	18.5	40	0
OPPONENTS	61	1,242	20.4	45	0

USUAL STARTING LINEUP			DEFENSE:		
OFFENSE:					
WR	88	Mark Carrier	LE	78	John Cannon
LT	72	Rob Taylor	NT	94	Mike Stensrud
LG	66	George Yarno	RE	90	Ron Holmes
C	60	Randy Grimes	OLB	51	Chris Washington
RG	68	Rick Mallory		56	Jackie Walker
RT	73	Ron Heller	ILB	58	Jeff Davis
TE	86	Calvin Magee	ILB	54	Ervin Randle
WR	87	Gerald Carter	OLB	51	Chris Washington
QB	17	Steve DeBerg		57	Winston Moss
FB	32	James Wilder	LCB	29	Ricky Reynolds
RB	35	Jeff Smith	RCB	22	Rod Jones
			SS	33	Bobby Kemp
			FS	28	Ray Isom

DATE	W/L	SCORE	OPPONENT	ATT.
9/4	L	14-41	PHILADELPHIA	43,502
9/11	W	13-10	at Green Bay	52,584
9/18	L	24-30	PHOENIX	35,034
9/25	L	9-13	at New Orleans	66,671
10/2	W	27-24	GREEN BAY	40,003
10/9	L	13-14	at Minnesota	55,274
10/16	L	31-35	at Indianapolis	53,135
10/23	L	20-49	MINNESOTA	48,020
10/30	L	14-17	MIAMI	67,352
11/6	L	10-28	at Chicago	56,892
11/13	W	23-20	at Detroit	25,956
11/20	L	15-27	CHICAGO	67,070
11/27	L	10-17	at Atlanta	14,020
12/4	W	10-5	BUFFALO	49,498
12/11	L	7-10 (ot)	at New England	39,889
12/18	W	21-10	DETROIT	37,778

	BUCS	OPP
TOTAL FIRST DOWNS	295	293
Rushing	91	104
Passing	173	169
Penalty	31	20
3rd Down: Made/Att.	72/202	101/227
4th Down: Made/Att.	2/11	6/9
POSSESSION AVG.	29:00	31:00
TOTAL NET YARDS	5,061	5,155
Avg. Per Game	316.3	322.2
Total Plays	998	1,025
Avg. Per Play	5.1	5.0
NET YARDS RUSHING	1,753	1,551
Avg. Per Game	109.6	96.9
Total Rushes	452	478
NET YARDS PASSING	3,308	3,604
Avg. Per Game	206.8	225.3
Sacked/Yards Lost	34/300	20/140
Gross Yards	3,608	3,744
Att./Completions	512/253	527/304
Completion Pct.	49.4	57.7
Had Intercepted	36	21
PUNTS/AVERAGE	68/36.4	77/39.0
NET PUNTING AVG.	32.4	33.2
PENALTIES / YARDS	102/816	105/872
FUMBLES / FUMBLES LOST	27/16	29/12
TOUCHDOWNS	28	42
Rushing	11	21
Passing	16	19
Returns	1	2

BY QUARTERS	1	2	3	4	OT	TOT
BUCCANEERS	27	75	41	118	0	261
OPPONENTS	105	93	95	54	3	350

SCORING	TD	R	P	RT	PAT	FG	S	PTS
Igwebuike	0	0	0	0	21/21	19/25	0	78
Hill	9	0	9	0	0/0	0/0	0	54
Tate	8	7	1	0	0/0	0/0	0	48
Carrier	5	0	5	0	0/0	0/0	0	30
Carney	0	0	0	0	6/6	2/5	0	12
BUCCANEERS	28	11	16	1	28/28	21/30	1	261
OPPONENTS	42	21	19	2	42/42	18/30	1	350

FIELD GOALS	1/19	20/29	30/39	40/49	50+	LONG
Igwebuike	1/1	6/6	7/8	3/6	2/4	55
Carney	0/0	2/3	0/1	0/1	0/0	29
BUCCANEERS	1/1	8/9	7/9	3/7	2/4	55
OPPONENTS	0/0	6/6	6/11	5/9	1/4	50

RUSHING	NO.	YDS.	AVG.	LONG	TD
Tate	122	467	3.8	47t	7
W. Howard	115	452	3.9	29t	1
Wilder	86	343	4.0	19	1
Goode	63	231	3.7	22	0
Testaverde	28	138	4.9	24	1
BUCCANEERS	452	1,753	3.9	47t	11
OPPONENTS	478	1,551	3.2	48	21

PASSING	ATT.	CMP.	YDS.	CMP%	YDS/ATT
Testaverde	466	222	3,240	47.6	6.95
Ferguson	46	31	368	67.4	8.00
BUCCANEERS	512	253	3,608	49.4	7.05
OPPONENTS	527	304	3,744	57.7	7.10

RECEIVING	NO.	YDS.	AVG.	LONG	TD
Hill	58	1040	17.9	42t	9
Carrier	57	970	17.0	59t	5
Hall	39	555	14.2	37	0
J. Smith	16	134	8.4	22	0
Pillow	15	206	13.7	34	1
BUCCANEERS	253	3,608	14.3	59t	16
OPPONENTS	304	3,744	12.3	56	19

INTERCEPTIONS	NO.	YDS.	AVG.	LONG	TD
Hamilton	6	123	20.5	58	0
Reynolds	4	7	2.3	7	0
Elder	3	9	3.0	9	0
Harris	2	26	13.0	24	0
Robinson	2	28	14.0	28	0
BUCCANEERS	21	283	13.5	58	1
OPPONENTS	36	480	13.3	46	2

TACKLES	SOLO	ASST.	TOTAL
Marve	88	33	121
Hamilton	82	25	107
Murphy	50	25	75
Reynolds	64	10	74
Futrell	60	12	72

SACKS		SPECIAL TEAM TACKLES	
Holmes	4.0	Elder	21
Cannon	3.0	Harris	20
Davis	3.0	Walker	19
Jarvis	2.5	Washington	10
Goff	2.0	Rolling	7
Lee	2.0	D. Smith	7

PUNTING	NO.	YDS.	AVG.	NET	TB	IN20	LG	BK
Criswell	68	2,477	36.4	32.4	0	20	62	0
BUCCANEERS	68	2,477	36.4	32.4	0	20	62	0
OPPONENTS	77	3,004	39.0	33.2	6	24	60	0

PUNT RETURNS	RET.	FC	YDS.	AVG.	LONG	TD
Futrell	27	10	283	10.5	40	0
J. Smith	8	3	45	5.6	20	0
Elder	1	0	0	0.0	0	0
BUCCANEERS	36	13	328	9.1	40	0
OPPONENTS	38	13	273	7.2	25	0

KICKOFF RETURNS	NO.	YDS.	AVG.	LONG	TD
Elder	34	772	22.7	51	0
J. Smith	10	180	18.0	26	0
D. Smith	9	188	20.9	30	0
McAdoo	4	108	27.0	31	0
Pillow	3	38	12.7	17	0
BUCCANEERS	64	1,345	21.0	51	0
OPPONENTS	52	1,129	21.7	57	0

USUAL STARTING LINEUP	DEFENSE:
WR 88 Mark Carrier	LE 79 Reuben Davis
LT 74 Paul Gruber	NT 95 Curt Jarvis
LG 68 Rick Mallory	RE 90 Ron Holmes
C 60 Randy Grimes	OLB 59 Kevin Murphy
RG 50 Dan Turk	ILB 99 Eugene Marve
TE 72 Rob Taylor	ILB 53 Sidney Coleman
RT 82 Ron Hall	OLB 57 Winston Moss
WR 84 Bruce Hill	LCB 29 Ricky Reynolds
QB 14 Vinny Testaverde	RCB 36 Bobby Futrell
FB 43 William Howard	SS 30 Mark Robinson
RB 34 Lars Tate	FS 39 Harry Hamilton

TD	TD%	INT	INT%	LONG	SK/LOST	RTG
13	2.8	35	7.5	59t	33/292	48.8
3	6.5	1	2.2	34	1/8	104.3
16	3.1	36	7.0	59t	34/300	53.7
19	3.6	21	4.0	56	30/140	75.2

DATE	W/L	SCORE	OPPONENT	ATT.
9/10	W	23-21	at Green Bay	55,650
9/17	L	16-20	SAN FRANCISCO	64,087
9/24	W	20-10	NEW ORLEANS	44,053
10/1	L	3-17	at Minnesota	54,817
10/8	W	42-35	CHICAGO	72,077
10/15	L	16-17	DETROIT	46,225
10/22	L	28-32	at Washington	52,862
10/29	L	23-56	at Cincinnati	57,225
11/5	L	31-42	CLEVELAND	69,162
11/12	L	10-24	MINNESOTA	56,271
11/19	W	32-31	at Chicago	63,826
11/26	W	14-13	at Phoenix	33,297
12/3	L	16-17	GREEN BAY	58,120
12/10	L	17-20	at Houston	54,532
12/17	L	7-33	at Detroit	40,362
12/24	L	22-31	PITTSBURGH	29,690

	BUCS	OPP
TOTAL FIRST DOWNS	288	317
Rushing	84	115
Passing	174	170
Penalty	30	32
3rd Down: Made/Att.	95/230	87/208
4th Down: Made/Att.	7/13	10/17
POSSESSION AVG.	29:55	30:05
TOTAL NET YARDS	4,842	5,460
Avg. Per Game	302.6	341.3
Total Plays	1,025	1,027
Avg. Per Play	4.7	5.3
NET YARDS RUSHING	1,570	2,023
Avg. Per Game	94.2	126.4
Total Rushes	412	479
NET YARDS PASSING	3,335	3,437
Avg. Per Game	208.4	214.8
Sacked /Yards Lost	43/331	33/222
Gross Yards	3,666	3,659
Att./Completions	570/302	515/301
Completion Pct.	53.0	58.4
Had Intercepted	28	21
PUNTS/AVERAGE	86/38.5	69/40.3
NET PUNTING AVG.	32.1	31.4
PENALTIES / YARDS	104/881	109/869
FUMBLES / FUMBLES LOST	21/9	30/18
TOUCHDOWNS	36	51
Rushing	10	18
Passing	23	29
Returns	3	4

BY QUARTERS	1	2	3	4	OT	TOT
BUCCANEERS	58	92	42	128	0	320
OPPONENTS	79	144	86	110	0	419

SCORING	TD	R	P	RT	PAT	FG	S	PTS
Igwebuike	0	0	0	0	33/35	22/28	0	99
Carrier	9	0	9	0	0/0	0/0	0	54
Tate	9	8	1	0	0/0	0/0	0	54
Hill	5	0	5	0	0/0	0/0	0	30
Wilder	3	0	3	0	0/0	0/0	0	18
BUCCANEERS	36	10	23	3	34/36	22/28	2	320
OPPONENTS	51	18	29	4	51/51	20/24	1	419

FIELD GOALS	1/19	20/29	30/39	40/49	50+	LONG
Igwebuike	0/0	9/9	6/6	5/10	2/3	53
BUCCANEERS	0/0	9/9	6/6	5/10	2/3	53
OPPONENTS	0/0	5/5	9/9	6/9	0/1	47

RUSHING	NO.	YDS.	AVG.	LONG	TD
Tate	167	589	3.5	48	8
Howard	108	357	3.3	15	1
Wilder	70	244	3.5	14	0
Stamps	29	141	4.9	21t	1
Testaverde	25	139	5.6	16	0
BUCCANEERS	412	1,507	3.7	48	10
OPPONENTS	479	2,023	4.2	59t	18

PASSING	ATT.	CMP.	YDS.	CMP%	YDS/ATT
Testaverde	480	258	3,133	53.8	6.53
Ferguson	90	44	533	48.9	5.92
BUCCANEERS	570	302	3,666	53.0	6.43
OPPONENTS	515	301	3,659	58.4	7.10

RECEIVING	NO.	YDS.	AVG.	LONG	TD
Carrier	86	1,422	16.5	78t	9
Hill	50	673	13.5	53	5
Wilder	36	335	9.3	27	3
Hall	30	331	11.0	32	2
Howard	30	188	6.3	18	1

BUCCANEERS	302	3,666	12.1	78t	23
OPPONENTS	301	3,659	12.2	79t	29

INTERCEPTIONS	NO.	YDS.	AVG.	LONG	TD
Hamilton	6	70	11.7	30	0
Robinson	6	44	7.3	16	0
Reynolds	5	87	17.4	68t	1

Four tied with one					
BUCCANEERS	21	234	11.1	68t	2
OPPONENTS	28	240	8.6	39	2

TACKLES	SOLO	ASST.	TOTAL
Randle	74	40	114
Marve	71	35	106
Robinson	72	32	104
Jones	75	17	92
Hamilton	66	24	90

SACKS	NO.	YDS.	AVG.	NET	TB	IN20	LG	BK
Murphy	6.0	Anno						28
Moss	5.5	Elder						23
Goff	4.0	Najarjan						14
Davis	3.0	O. Harris						13
Jarvis	3.0	Stamps						13

BUCCANEERS	33.0							
OPPONENTS	43.0							

PUNTING	NO.	YDS.	AVG.	NET	TB	IN20	LG	BK
Mohr	84	3,311	39.4	32.1	3	10	58	2
BUCCANEERS	86	3,311	38.5	32.1	3	10	58	2
OPPONENTS	69	2,781	40.3	31.4	16	14	60	2

PUNT RETURNS	RET.	FC	YDS.	AVG.	LONG	TD
Drewrey	20	2	220	11.0	55	0
Futrell	12	2	76	6.3	15	0
BUCCANEERS	32	4	296	9.3	55	0
OPPONENTS	54	12	492	9.1	65	0

KICKOFF RETURNS	NO.	YDS.	AVG.	LONG	TD
Elder	40	685	17.1	30	0
Stamps	9	145	16.1	36	0
Howard	5	82	16.4	19	0
Futrell	4	58	14.5	22	0
Wilder	2	42	21.0	23	0
BUCCANEERS	62	1,055	17.0	36	0
OPPONENTS	55	1,143	20.8	72	0

## USUAL STARTING LINEUP

OFFENSE:	DEFENSE:
WR 88 Mark Carrier	LE 79 Reuben Davis
LT 74 Paul Gruber	NT 95 Curt Jarvis
LG 73 Tom McHale	RE 94 Robert Goff
C 60 Randy Grimes	OLB 59 Kevin Murphy
RG 69 John Bruhin	ILB 99 Eugene Marve
RT 72 Rob Taylor	ILB 54 Ervin Randle
TE 82 Ron Hall	OLB 58 Winston Moss
WR 84 Bruce Hill	LCB 29 Ricky Reynolds
QB 14 Vinny Testaverde	RCB 22 Rod Jones
FB 43 William Howard	SS 30 Mark Robinson
RB 34 Lars Tate	FS 39 Harry Hamilton

# 1990 RECORD: 6-10 HEAD COACH: RAY PERKINS (13 GAMES) RICHARD WILLIAMSON (3 GAMES)

DATE	W/L	SCORE	OPPONENT	ATT.
9/9	W	38-21	at Detroit	54,728
9/16	L	14-35	L.A. RAMS	59,705
9/23	W	23-20	DETROIT	55,075
9/30	W	23-20 (ot)	at Minnesota	54,462
10/7	L	10-14	at Dallas	60,076
10/14	W	26-14	GREEN BAY	67,472
10/21	L	13-17	DALLAS	68,315
10/28	L	10-41	at San Diego	40,653
11/4	L	6-26	CHICAGO	68,555
11/11	L	7-35	at New Orleans	67,865
11/18	L	7-31	at San Francisco	62,221
11/25	L	10-20	at Green Bay (Milw.)	53,677
12/2	W	23-17	ATLANTA	42,839
12/16	W	26-13	MINNESOTA	47,272
12/23	L	14-27	at Chicago	46,456
12/30	L	14-16	N.Y. JETS	46,543

	BUCS	OPP
TOTAL FIRST DOWNS	238	313
Rushing	83	129
Passing	142	168
Penalty	13	16
3rd Down: Made/Att.	76/204	93/205
4th Down: Made/Att.	9/19	7/13
POSSESSION AVG.	28:11	31:49
TOTAL NET YARDS	4,475	5,479
Avg. Per Game	279.7	342.4
Total Plays	911	1,001
Avg. Per Play	4.9	5.5
NET YARDS RUSHING	1,626	2,223
Avg. Per Game	101.6	138.9
Total Rushes	410	496
NET YARDS PASSING	2,849	3,256
Avg. Per Game	178.1	203.5
Sacked /Yards Lost	53/433	34/204
Gross Yards	3,282	3,460
Att./Completions	448/245	471/263
Completion Pct.	54.7	55.8
Had Intercepted	24	25
PUNTS/AVERAGE	72/40.3	55/40.5
NET PUNTING AVG.	34.0	35.7
PENALTIES / YARDS	77/651	78/617
FUMBLES / FUMBLES LOST	38/19	33/17
TOUCHDOWNS	28	45
Rushing	7	20
Passing	18	22
Returns	3	3

BY QUARTERS	1	2	3	4	OT	TOT
BUCCANEERS	41	99	50	71	3	264
OPPONENTS	59	112	100	96	0	367

SCORING	TD	R	P	RT	PAT	FG	S	PTS
Christie	0	0	0	0	27/27	23/27	0	96
G. Anderson	5	3	2	0	0/0	0/0	0	30
Hill	5	0	5	0	0/0	0/0	0	30
Carrier	4	0	4	0	0/0	0/0	0	24
Haddix	3	0	0	3	0/0	0/0	0	18
BUCCANEERS	28	7	18	3	27/28	23/27	0	264
OPPONENTS	45	20	22	3	43/45	18/27	0	367

FIELD GOALS	1/19	20/29	30/39	40/49	50+	LONG
Christie	0/0	7/7	10/13	4/5	2/2	54
BUCCANEERS	0/0	7/7	10/13	4/5	2/2	54
OPPONENTS	0/0	11/11	4/5	3/8	0/3	46

RUSHING	NO.	YDS.	AVG.	LONG	TD
G. Anderson	166	646	3.9	22	3
Cobb	151	480	3.2	17	2
Testaverde	38	280	7.4	48t	1
Harvey	27	113	4.2	14	0
Chandler	13	71	5.5	18	1
BUCCANEERS	410	1,626	4.0	48t	7
OPPONENTS	496	2,223	4.5	47t	20

PASSING	ATT.	CMP.	YDS.	CMP%	YDS/ATT
Testaverde	365	203	2,818	55.6	7.72
Chandler	83	42	464	50.6	5.59
BUCCANEERS	448	245	3,282	54.7	7.33
OPPONENTS	471	263	3,460	55.8	7.35

RECEIVING	NO.	YDS.	AVG.	LONG	TD
Carrier	49	813	16.6	68t	4
Hill	42	641	15.3	48t	5
Cobb	39	299	7.7	17	0
G. Anderson	38	464	12.2	74	2
Hall	31	464	15.0	54t	2
BUCCANEERS	245	3,282	13.4	89t	18
OPPONENTS	263	3,460	13.2	75t	22

INTERCEPTIONS	NO.	YDS.	AVG.	LONG	TD
Haddix	7	231	33.0	65t	3
Hamilton	5	39	7.8	27	0
Robinson	4	81	20.3	27	0
Reynolds	3	70	23.3	46	0
Everett	3	28	9.3	23	0
BUCCANEERS	25	487	19.5	65t	3
OPPONENTS	24	346	14.4	64t	2

TACKLES	SOLO	ASST.	TOTAL
Hamilton	81	38	119
Robinson	86	29	115
Marve	75	36	111
Randle	46	32	78
Murphy	57	20	77

SACKS	NO.	YDS.	AVG.	NET	TB	IN20	LG	BK
Thomas	7.5	Anno						25
Randle	5.5	Harris						21
Murphy	4.0	Perkins						18
Moss	3.5	Coleman						14
Newton	3.0	McCants						9
BUCCANEERS	34.0							
OPPONENTS	53.0							

PUNTING	NO.	YDS.	AVG.	NET	TB	IN20	LG	BK
Royals	72	2,902	40.3	34.0	5	8	62	0
BUCCANEERS	72	2,902	40.3	34.0	5	8	62	0
OPPONENTS	55	2,230	40.5	35.7	4	16	54	0

PUNT RETURNS	RET.	FC	YDS.	AVG.	LONG	TD
Drewrey	23	15	184	8.0	16	0
BUCCANEERS	23	15	184	8.0	16	0
OPPONENTS	39	16	352	9.0	36	0

KICKOFF RETURNS	NO.	YDS.	AVG.	LONG	TD
Peebles	18	369	20.5	55	0
Drewrey	14	244	17.4	29	0
Harvey	12	207	17.3	27	0
Cobb	11	223	20.3	45	0
G. Anderson	6	123	20.5	37	0
BUCCANEERS	63	1,175	18.7	55	0
OPPONENTS	43	1,036	24.1	65	0

USUAL STARTING LINEUP					
OFFENSE:			DEFENSE:		
WR	88	Mark Carrier	LE	79	Reuben Davis
LT	74	Paul Gruber	NT	95	Curt Jarvis
LG	73	Tom McHale	RE	71	Jim Skow
C	60	Randy Grimes	OLB	51	Broderick Thomas
RG	62	Ian Beckles	ILB	99	Eugene Marve
RT	72	Rob Taylor	ILB	58	Winston Moss
TE	82	Ron Hall	OLB	59	Kevin Murphy
WR	84	Bruce Hill	LCB	29	Ricky Reynolds
QB	14	Vinny Testaverde	RCB	45	Wayne Haddix
FB	33	Reggie Cobb	SS	30	Mark Robinson
RB	40	Gary Anderson	FS	39	Harry Hamilton

PASSING	ATT.	CMP.	YDS.	CMP%	YDS/ATT
Testaverde	365	203	2,818	55.6	7.72
Chandler	83	42	464	50.6	5.59
BUCCANEERS	448	245	3,282	54.7	7.33
OPPONENTS	471	263	3,460	55.8	7.35

PASSING	ATT.	CMP.	YDS.	CMP%	YDS/ATT
Testaverde	365	203	2,818	55.6	7.72
Chandler	83	42	464	50.6	5.59
BUCCANEERS	448	245	3,282	54.7	7.33
OPPONENTS	471	263	3,460	55.8	7.35

DATE	W/L	SCORE	OPPONENT	ATT.
9/1	L	13-16	at N.Y. Jets	61,204
9/8	L	20-21	CHICAGO	65,625
9/15	L	13-15	at Green Bay	58,114
9/22	L	10-17	BUFFALO	57,323
9/29	L	3-31	at Detroit	48,784
10/6	W	14-13	PHILADELPHIA	41,219
10/20	L	7-23	at New Orleans	68,591
10/27	L	0-27	GREEN BAY	40,275
11/3	L	13-28	at Minnesota	35,737
11/10	W	30-21	DETROIT	37,742
11/17	L	7-43	at Atlanta	41,274
11/24	L	14-21	N.Y. GIANTS	63,698
12/1	L	14-33	at Miami	51,036
12/8	L	24-26	MINNESOTA	41,091
12/14	L	0-27	at Chicago	54,719
12/22	W	17-3	INDIANAPOLIS	28,043

	BUCS	OPP
TOTAL FIRST DOWNS	249	295
Rushing	79	120
Passing	147	147
Penalty	23	28
3rd Down: Made/Att.	60/190	79/209
4th Down: Made/Att.	7/14	6/13
POSSESSION AVG.	26:57	33:03
TOTAL NET YARDS	4,001	4,979
Avg. Per Game	250.1	311.2
Total Plays	922	989
Avg. Per Play	4.3	5.0
NET YARDS RUSHING	1,429	2,107
Avg. Per Game	89.3	131.7
Total Rushes	371	512
NET YARDS PASSING	2,572	2,872
Avg. Per Game	160.8	179.5
Sacked /Yards Lost	56/383	39/258
Gross Yards	2,955	3,130
Att./Completions	495/250	438/257
Completion Pct.	50.5	58.7
Had Intercepted	29	11
PUNTS/AVERAGE	84/40.3	71/42.9
NET PUNTING AVG.	32.3	36.5
PENALTIES / YARDS	88/780	110/925
FUMBLES / FUMBLES LOST	30/18	27/16
TOUCHDOWNS	22	41
Rushing	9	21
Passing	13	15
Returns	0	5

BY QUARTERS	1	2	3	4	OT	TOT
BUCCANEERS	30	49	41	79	0	199
OPPONENTS	82	111	77	95	0	365

SCORING	TD	R	P	RT	PAT	FG	S	PTS
Christie	0	0	0	0	22/22	15/20	0	67
Cobb	7	7	0	0	0/0	0/0	0	42
Dawsey	4	1	3	0	0/0	0/0	0	24
BUCCANEERS	22	9	13	0	22/22	15/20	0	199
OPPONENTS	41	21	15	5	40/41	25/35	2	365

FIELD GOALS	1/19	20/29	30/39	40/49	50+	LONG
Christie	1/1	4/4	7/11	3/4	0/0	49
BUCCANEERS	1/1	4/4	7/11	3/4	0/0	49
OPPONENTS	2/2	5/5	9/11	7/14	2/3	50

RUSHING	NO.	YDS.	AVG.	LONG	TD
Cobb	196	752	3.8	59t	7
G. Anderson	72	263	3.7	64t	1
Wilson	42	179	4.3	20	0
Testaverde	32	101	3.2	19	0
Chandler	18	79	4.4	12	0
BUCCANEERS	371	1,429	3.9	64t	9
OPPONENTS	512	2,107	4.1	71t	21

PASSING	ATT.	CMP.	YDS.	CMP%	YDS/ATT	TD	TD%	INT	INT%	LONG	SK/LOST	RTG
Testaverde	326	166	1,994	50.9	6.12	8	2.5	15	4.6	87t	35/234	59.0
Chandler	104	53	557	51.0	5.36	4	3.8	8	7.7	35	10/76	47.6
Carlson	65	31	404	47.7	6.22	1	1.5	6	9.2	36	11/73	34.4
BUCCANEERS	495	250	2,955	50.5	5.97	13	2.6	29	5.9	87t	56/383	53.4
OPPONENTS	438	257	3,130	58.7	7.15	15	3.4	11	2.5	51	39/258	81.7

RECEIVING	NO.	YDS.	AVG.	LONG	TD
Dawsey	55	818	14.9	65t	3
Carrier	47	698	14.9	35	2
Ron Hall	31	284	9.2	24	0
Drewrey	26	375	14.4	87t	2
G. Anderson	25	184	7.4	21	0
BUCCANEERS	250	2,955	11.8	87t	13
OPPONENTS	257	3,130	12.2	51	15

INTERCEPTIONS	NO.	YDS.	AVG.	LONG	TD
Covington	3	21	7.0	18	0
Fullington	2	13	6.5	10	0
Reynolds	2	7	3.5	7	0
Four tied with one					
BUCCANEERS	11	62	5.7	18	0
OPPONENTS	29	349	12.0	32	1

TACKLES	SOLO	ASST.	TOTAL
Thomas	98	76	174
Solomon	91	37	128
Covington	64	20	84
M. Carter	41	21	62
Murphy	31	30	61

SACKS		SPECIAL TEAM TACKLES	
Thomas	11.0	Anno	9
Manley	7.0	Hardy	7
Newton	5.5	Toggle	7
McCants	5.0	Four tied with six	
Davis	3.5		

BUCCANEERS	39.0
OPPONENTS	56.0

PUNTING	NO.	YDS.	AVG.	NET	TB	IN20	LG	BK
Royals	84	3,389	40.3	32.3	6	22	56	0
BUCCANEERS	84	3,389	40.3	32.3	6	22	56	0
OPPONENTS	71	3,049	42.9	36.5	5	18	63	0

PUNT RETURNS	RET.	FC	YDS.	AVG.	LONG	TD
Drewrey	38	15	360	9.5	33	0
C. Carter	1	0	1	1.0	1	0
BUCCANEERS	39	15	361	9.3	33	0
OPPONENTS	49	11	559	11.4	70t	1

KICKOFF RETURNS	NO.	YDS.	AVG.	LONG	TD
G. Anderson	34	643	18.9	39	0
Drewrey	12	246	20.5	43	0
Hardy	8	119	14.9	26	0
Cobb	2	15	7.5	15	0
Wilson	2	19	9.5	11	0

BUCCANEERS	60	1,047	17.5	43	0
OPPONENTS	32	720	22.5	55	0

USUAL STARTING LINEUP	DEFENSE:
WR 88 Mark Carrier	LE 98 Ray Seals
LT 74 Paul Gruber	NT 96 Tim Newton
LG 73 Tom McHale	UT 79 Rueben Davis
C 61 Tony Mayberry	RE 52 Keith McCants
RG 62 Ian Beckles	OLB 59 Kevin Murphy
RT 72 Rob Taylor	ILB 55 Jesse Solomon
TE 82 Ron Hall	LCB 51 Broderick Thomas
WR 80 Lawrence Dawsey	OLB 29 Ricky Reynolds
QB 14 Vinny Testaverde	RCB 44 Carl Carter
FB 20 Robert Wilson	SS 25 Tony Covington
RB 34 Reggie Cobb	FS 23 Marty Carter



DATE	W/L	SCORE	OPPONENT	ATT.
9/6	W	23-7	Phoenix	41,315
9/13	W	31-3	GREEN BAY	50,051
9/20	L	20-26	at Minnesota	48,113
9/27	W	27-23	at Detroit	51,374
10/4	L	14-24	INDIANAPOLIS	56,585
10/18	L	14-31	at Chicago	61,412
10/25	L	7-38	DETROIT	53,995
11/1	L	21-23	at New Orleans	68,591
11/8	L	7-35	MINNESOTA	49,095
11/15	W	20-17	CHICAGO	69,102
11/22	L	14-29	at San Diego	43,197
11/29	L	14-19	at Green Bay (Milw.)	52,347
12/6	L	27-31	L.A. RAMS	38,387
12/13	L	7-35	ATLANTA	39,056
12/19	L	14-21	at San Francisco	60,519
12/27	W	7-3	at Phoenix	29,645

	BUCS	OPP
TOTAL FIRST DOWNS	281	296
Rushing	100	100
Passing	165	175
Penalty	16	21
3rd Down: Made/Att.	78/210	92/212
4th Down: Made/Att.	8/21	7/12
POSSESSION AVG.	29:15	30:45
TOTAL NET YARDS	4,771	5,185
Avg. Per Game	298.2	324.1
Total Plays	994	985
Avg. Per Play	4.8	5.3
NET YARDS RUSHING	1,706	1,675
Avg. Per Game	106.6	104.7
Total Rushes	438	441
NET YARDS PASSING	3,065	3,510
Avg. Per Game	191.6	219.4
Sacked /Yards Lost	45/334	36/230
Gross Yards	3,399	3,740
Att./Completions	511/299	508/293
Completion Pct.	58.5	57.7
Had Intercepted	20	20
PUNTS/AVERAGE	74/40.7	64/41.3
NET PUNTING AVG.	36.2	36.3
PENALTIES / YARDS	92/754	74/563
FUMBLES / FUMBLES LOST	19/9	19/12
TOUCHDOWNS	33	43
Rushing	12	15
Passing	17	25
Returns	4	3

BY QUARTERS	1	2	3	4	OT	TOT
BUCCANEERS	60	107	31	69	0	267
OPPONENTS	88	70	112	95	0	365

SCORING	TD	R	P	RT	PAT	FG	S	PTS
Cobb	9	9	0	0	0/0	0/0	0	54
Willis	0	0	0	0	20/20	8/14	0	44
Murray	0	0	0	0	13/13	4/8	0	25
Carrier	4	0	4	0	0/0	0/0	0	24
Hall	4	0	4	0	0/0	0/0	0	24
BUCCANEERS	33	12	17	4	33/33	12/22	0	267
OPPONENTS	43	15	25	3	43/43	20/30	2	365

FIELD GOALS	1/19	20/29	30/39	40/49	50+	LONG
Willis	0/0	3/3	1/4	4/7	0/0	45
Murray	0/0	0/0	2/4	2/4	0/0	47
BUCCANEERS	0/0	3/3	3/8	6/11	0/0	47
OPPONENTS	1/1	6/6	8/11	4/8	1/4	50

PASSING	ATT.	CMP.	YDS.	CMP%	YDS/ATT
Testaverde	358	206	2,554	57.5	7.13
DeBerg	125	76	710	60.8	5.68
Erickson	26	15	121	57.7	4.65
BUCCANEERS	511	299	3,399	58.5	6.65
OPPONENTS	508	293	3,740	57.7	7.36

RUSHING	NO.	YDS.	AVG.	LONG	TD
Cobb	310	1,171	3.8	25	9
Testaverde	36	197	5.5	18	2
G. Anderson	55	194	3.5	18	1
McDowell	14	81	5.8	23	0
Jennings	5	25	5.0	10	0

BUCCANEERS	438	1,706	3.9	25	12
OPPONENTS	441	1,675	3.8	55t	15

RECEIVING	NO.	YDS.	AVG.	LONG	TD
Dawsey	60	776	12.9	41	1
Carrier	56	692	12.4	40	4
Hall	39	351	9.0	32	4
G. Anderson	34	284	8.4	34	0
McDowell	27	258	9.6	51t	2

BUCCANEERS	299	3,399	11.4	81t	17
OPPONENTS	293	3,740	12.8	83t	25

INTERCEPTIONS	NO.	YDS.	AVG.	LONG	TD
Fullington	3	25	8.3	16	0
Carter	3	1	0.3	1	0
Mack	3	0	0.0	0	0

Five tied with two					
BUCCANEERS	20	234	11.7	75	1
OPPONENTS	20	211	10.6	46	1

TACKLES	SOLO	ASST.	TOTAL
Carter	78	40	118
Williams	76	39	115
Thomas	62	51	113
Fullington	59	35	94
Dotson	57	14	71

SACKS		SPECIAL TEAM TACKLES	
Dotson	10.0	Brownlow	9
Fullington	5.0	King	9
McCants	5.0	Fullington	8
Seals	5.0	Burnette	7
Wheeler	5.0	Alexander	5

BUCCANEERS	36.0
OPPONENTS	45.0

PUNTING	NO.	YDS.	AVG.	NET	TB	IN20	LG	BK
Stryzinski	74	3,015	40.7	36.2	11	15	57	0
BUCCANEERS	74	3,015	40.7	36.2	11	15	57	0
OPPONENTS	64	2,645	41.3	36.3	8	16	60	0

PUNT RETURNS	RET.	FC	YDS.	AVG.	LONG	TD
Hawkins	13	8	53	4.1	17	0
Drewrey	7	6	62	8.9	17	0
G. Anderson	6	1	45	7.5	13	0
BUCCANEERS	26	15	160	6.2	17	0
OPPONENTS	22	26	117	5.3	16	0

KICKOFF RETURNS	NO.	YDS.	AVG.	LONG	TD
G. Anderson	29	564	19.4	39	0
Hawkins	9	118	13.1	18	0
G. Thomas	3	72	24.0	37	0
Brooks	3	49	16.3	24	0
BUCCANEERS	50	881	17.6	39	0
OPPONENTS	49	1,236	25.2	89t	1

USUAL STARTING LINEUP OFFENSE:	DEFENSE:
WR 88 Mark Carrier	LE 98 Ray Seals
LT 74 Paul Gruber	NT 77 Mark Wheeler
LG 66 Bruce Reimers	UT 71 Santana Dotson
C 61 Tony Mayberry	RE 52 Keith McCants
RG 62 Ian Beckles	OLB 54 Jimmy Williams
RT 70 Charles McRae	ILB 55 Derrick Brownlow
TE 82 Ron Hall	OLB 51 Broderick Thomas
WR 80 Lawrence Dawsey	LCB 29 Ricky Reynolds
QB 14 Vinny Testaverde	RCB 21 Milton Mack
FB 37 Anthony McDowell	SS 23 Marty Carter
RB 34 Reggie Cobb	FS 27 Darrell Fullington

PASSING	ATT.	CMP.	YDS.	CMP%	YDS/ATT	TD	TD%	INT	INT%	LONG	SK/LOST	RTG
Testaverde	358	206	2,554	57.5	7.13	14	3.9	16	4.5	81t	35/259	74.2
DeBerg	125	76	710	60.8	5.68	3	2.4	4	3.2	28t	8/66	71.1
Erickson	26	15	121	57.7	4.65	0	0.0	0	0.0	24	2/9	69.6
BUCCANEERS	511	299	3,399	58.5	6.65	17	3.3	20	3.9	81t	45/334	73.3
OPPONENTS	508	293	3,740	57.7	7.36	25	4.9	20	3.9	83t	36/230	80.8

DATE	W/L	SCORE	OPPONENT	ATT.
9/5	L	3-27	KANSAS CITY	63,378
9/12	L	7-23	at N.Y. Giants	75,891
9/26	L	17-47	at Chicago	58,329
10/3	W	27-10	DETROIT	40,794
10/10	L	0-15	at Minnesota	53,562
10/24	L	14-37	GREEN BAY	47,354
10/31	W	31-24	at Atlanta	50,647
11/7	L	0-23	at Detroit	65,295
11/14	L	21-45	SAN FRANCISCO	43,835
11/21	W	23-10	MINNESOTA	40,848
11/28	L	10-13	at Green Bay	56,995
12/5	L	17-23	WASHINGTON	49,035
12/12	W	13-10	CHICAGO	56,667
12/19	L	20-27	at L.A. Raiders	40,532
12/26	W	17-10	at Denver	73,434
1/2	L	17-32	SAN DIEGO	35,587

	BUCS	OPP
TOTAL FIRST DOWNS	241	280
Rushing	80	109
Passing	141	152
Penalty	20	19
3rd Down: Made/Att.	74/213	85/224
4th Down: Made/Att.	3/12	5/16
POSSESSION AVG.	28:38	31:22
TOTAL NET YARDS	4,311	5,246
Avg. Per Game	269.4	327.9
Total Plays	949	1,011
Avg. Per Play	4.5	5.2
NET YARDS RUSHING	1,290	1,994
Avg. Per Game	80.6	124.6
Total Rushes	402	479
NET YARDS PASSING	3,021	3,252
Avg. Per Game	188.8	203.3
Sacked/Yards Lost	39/274	29/132
Gross Yards	3,295	3,384
Att./Completions	508/262	503/300
Completion Pct.	51.6	59.6
Had Intercepted	25	9
PUNTS/AVERAGE	94/40.1	76/43.3
NET PUNTING AVG.	35.3	36.3
PENALTIES / YARDS	89/765	126/913
FUMBLES / FUMBLES LOST	28/11	27/13
TOUCHDOWNS	27	40
Rushing	6	15
Passing	19	22
Returns	2	3

BY QUARTERS	1	2	3	4	OT	TOT
BUCCANEERS	19	74	89	55	0	237
OPPONENTS	72	133	75	96	0	376

SCORING	TD	R	P	RT	PAT	FG	S	PTS
Husted	0	0	0	0	27/27	16/22	0	75
Hawkins	5	0	5	0	0/0	0/0	0	30
Cobb	4	3	1	0	0/0	0/0	0	24
Copeland	4	0	4	0	0/0	0/0	0	24
Workman	4	2	2	0	0/0	0/0	0	24
BUCCANEERS	27	6	19	2	27/27	16/22	0	237
OPPONENTS	40	15	22	3	38/40	32/35	1	376

FIELD GOALS	1/19	20/29	30/39	40/49	50+	LONG
Husted	0/0	5/5	5/6	3/6	3/5	57
BUCCANEERS	0/0	5/5	5/6	3/6	3/5	57
OPPONENTS	0/0	9/9	10/10	9/10	4/6	55

PASSING	ATT.	CMP.	YDS.	CMP%	YDS/ATT	TD	TD%	INT	INT%	LONG	SK/LOST	RTG
Erickson	457	233	3,054	51.0	6.68	18	3.9	21	4.6	67t	35/236	66.4
DeBerg	39	23	186	59.0	4.77	1	2.6	3	7.7	24	3/27	47.6
Weldon	11	6	55	54.5	5.00	0	0.0	1	9.1	20	1/11	30.5
BUCCANEERS	508	262	3,295	51.6	6.49	19	3.7	25	4.9	67t	39/274	64.1
OPPONENTS	503	300	3,384	59.6	6.73	22	4.4	9	1.8	53t	29/132	86.9

RUSHING	NO.	YDS.	AVG.	LONG	TD
Cobb	221	658	3.0	16	3
Workman	78	284	3.6	21	2
Royster	33	115	3.5	19	1
Erickson	26	96	3.7	15	0
G. Anderson	28	56	2.0	13	0
BUCCANEERS	402	1,290	3.2	22	6
OPPONENTS	479	1,994	4.2	78t	15

RECEIVING	NO.	YDS.	AVG.	LONG	TD
Hawkins	62	933	15.0	67	5
Workman	54	411	7.6	42t	2
Copeland	30	633	21.1	67t	4
Hall	23	268	11.7	37t	1
C. Wilson	15	225	15.0	24	0
BUCCANEERS	262	3,295	12.6	67t	19
OPPONENTS	300	3,384	11.3	53t	22

INTERCEPTIONS	NO.	YDS.	AVG.	LONG	TD
King	3	29	9.7	28	0
Six tied with one					
BUCCANEERS	9	71	7.9	28	2
OPPONENTS	25	280	11.2	59t	1

TACKLES	SOLO	ASST.	TOTAL
Nickerson	124	90	214
Carter	94	36	130
Mayhew	48	28	76
Thomas	43	32	75
Dotson	41	22	63

SACKS		SPECIAL TEAM TACKLES	
Seals	8.5	Brownlow	11
Curry	5.0	Jones	10
Dotson	5.0	Buckley	7
Price	3.0	Bussey	6
Wheeler	2.0	Gray	6
Lee	2.0	Lynch	6
BUCCANEERS	20.0		
OPPONENTS	34.0		

PUNTING	NO.	YDS.	AVG.	NET	TB	IN20	LG	BK
Stryzinski	93	3,772	40.6	35.3	3	24	57	1
BUCCANEERS	94	3,772	40.1	35.3	3	24	57	1
OPPONENTS	76	3,290	43.3	36.3	11	20	64	0

PUNT RETURNS	RET.	FC	YDS.	AVG.	LONG	TD
G. Anderson	17	1	113	6.6	15	0
Hawkins	15	8	166	11.1	35	0
Claiborne	6	6	32	5.3	13	0
BUCCANEERS	38	15	311	8.2	35	0
OPPONENTS	53	23	394	7.4	54	0

KICKOFF RETURNS	NO.	YDS.	AVG.	LONG	TD
C. Wilson	23	454	19.7	42	0
G. Anderson	12	181	15.1	24	0
Royster	8	102	12.8	26	0
Turner	6	61	10.2	19	0
Workman	5	67	13.4	19	0
BUCCANEERS	58	922	15.9	42	0
OPPONENTS	28	499	17.8	46	0

USUAL STARTING LINEUP					
OFFENSE:			DEFENSE:		
WR	85	Courtney Hawkins	LE	98	Ray Seals
LT	74	Paul Gruber	NT	77	Mark Wheeler
LG	66	Bruce Reimers	UT	71	Santana Dotson
C	61	Tony Mayberry	RE	75	Eric Curry
RG	62	Ian Beckles	OLB	54	Jimmy Williams
RT	76	Scott Dill	ILB	56	Hardy Nickerson
TE	82	Ron Hall	DB	27	Barney Bussey
WR	88	Horace Copeland	LCB	35	Martin Mayhew
QB	7	Craig Erickson	RCB	29	Ricky Reynolds
FB	46	Vince Workman	SS	23	Marty Carter
RB	34	Reggie Cobb	FS	41	Joe King

DATE	W/L	SCORE	OPPONENT	ATT.
9/4	L	9-21	at Chicago	61,844
9/11	W	24-10	INDIANAPOLIS	36,631
9/18	L	7-9	NEW ORLEANS	45,522
9/25	L	3-30	at Green Bay	58,551
10/2	W	24-14	DETROIT	38,012
10/9	L	13-34	at Atlanta	52,633
10/23	L	16-41	at San Francisco	62,741
10/30	L	13-36	MINNESOTA	42,110
11/6	L	6-20	CHICAGO	60,821
11/13	L	9-14	at Detroit	50,814
11/20	L	21-22	at Seattle	37,466
11/27	W	20-17 (ot)	at Minnesota	47,259
12/4	W	26-21	WASHINGTON	45,121
12/11	W	24-14	L.A. RAMS	34,150
12/18	W	17-14	at Washington	47,315
12/24	L	19-34	GREEN BAY	65,076

	BUCS	OPP
TOTAL FIRST DOWNS	276	298
Rushing	104	100
Passing	149	179
Penalty	23	19
3rd Down: Made/Att.	73/199	94/214
4th Down: Made/Att.	6/15	4/12
POSSESSION AVG.	29:55	30:05
TOTAL NET YARDS	4,754	5,336
Avg. Per Game	297.1	333.5
Total Plays	951	986
Avg. Per Play	5.0	5.4
NET YARDS RUSHING	1,489	1,964
Avg. Per Game	93.1	122.8
Total Rushes	430	468
NET YARDS PASSING	3,265	3,372
Avg. Per Game	204.1	210.8
Sacked /Yards Lost	30/171	20/114
Gross Yards	3,436	3,486
Att./Completions	491/271	498/303
Completion Pct.	55.2	60.8
Had Intercepted	16	9
PUNTS/AVERAGE	74/38.6	68/42.7
NET PUNTING AVG.	35.5	34.6
PENALTIES / YARDS	93/805	94/690
FUMBLES / FUMBLES LOST	18/7	21/12
TOUCHDOWNS	26	40
Rushing	8	13
Passing	17	25
Returns	1	2

BY QUARTERS	1	2	3	4	OT	TOT
BUCCANEERS	30	94	35	89	3	251
OPPONENTS	75	142	74	60	0	351

SCORING	TD	R	P	RT	PAT	FG	S	PTS
Husted	0	0	0	0	20/20	23/35	0	89
Rhett	7	7	0	0	0/0	0/0	0	44
C. Wilson	6	0	6	0	0/0	0/0	0	36
Hawkins	5	0	5	0	0/0	0/0	0	30
J. Harris	3	0	3	0	0/0	0/0	0	20
BUCCANEERS	26	8	17	1	20/20	23/35	0	251
OPPONENTS	40	13	25	2	38/38	23/26	0	351

FIELD GOALS	1/19	20/29	30/39	40/49	50+	LONG
Husted	0/0	8/8	10/12	4/10	1/5	53
BUCCANEERS	0/0	8/8	10/12	4/10	1/5	53
OPPONENTS	2/2	10/11	7/7	3/5	1/1	51

RUSHING	NO.	YDS.	AVG.	LONG	TD
Rhett	284	1,011	3.6	27	7
Workman	79	291	3.7	18	0
Erickson	26	68	2.6	17	1
McDowell	21	58	2.8	8	0
Dilfer	2	27	13.5	15	0
BUCCANEERS	430	1,489	3.5	27	8
OPPONENTS	468	1,964	4.2	85	13

PASSING	ATT.	CMP.	YDS.	CMP%	YDS/ATT
Erickson	399	225	2,919	56.4	7.32
Dilfer	82	38	433	46.3	5.28
Weldon	9	7	63	77.8	7.00
Stryzinski	1	1	21	100.0	21.00
BUCCANEERS	491	271	3,436	55.2	7.00
OPPONENTS	498	303	3,486	60.8	7.00

RECEIVING	NO.	YDS.	AVG.	LONG	TD
Dawsey	46	673	14.6	46	1
Hawkins	37	438	11.8	32	5
C. Wilson	31	652	21.0	71t	6
McDowell	29	193	6.7	19	1
J. Harris	26	337	13.0	48t	3
BUCCANEERS	271	3,436	12.7	71t	17
OPPONENTS	303	3,486	11.5	81t	25

INTERCEPTIONS	NO.	YDS.	AVG.	LONG	TD
Nickerson	2	9	4.5	10	0
Mayhew	2	4	2.0	4	0

Five tied with one

BUCCANEERS	9	77	8.6	38	0
OPPONENTS	16	323	20.2	92t	2

TACKLES	SOLO	ASST.	TOTAL
Nickerson	86	36	122
Carter	74	19	93
Bussey	53	19	72
Mayhew	58	11	69
Everett	53	12	65

SACKS		SPECIAL TEAM TACKLES	
Culpepper	4.0	Buckley	9
Curry	3.0	Lynch	8
Dotson	3.0	J. Brady	7
Wheeler	3.0	Bussey	7
K. Wilson	2.5	Marts	7

BUCCANEERS	20.0
OPPONENTS	30.0

PUNTING	NO.	YDS.	AVG.	NET	TB	IN20	LG	BK
Stryzinski	72	2,800	38.9	35.9	6	20	53	0
Husted	2	53	26.5	22.0	0	2	32	0

BUCCANEERS	74	2,853	38.6	35.5	6	22	53	0
OPPONENTS	68	2,902	42.7	34.6	15	18	65	1

PUNT RETURNS	RET.	FC	YDS.	AVG.	LONG	TD
Turner	21	4	218	10.4	80t	1
Hawkins	5	2	28	5.6	9	0
Everett	2	2	2	1.0	1	0

BUCCANEERS	28	8	248	8.9	80t	1
OPPONENTS	19	42	103	5.4	40	0

KICKOFF RETURNS	NO.	YDS.	AVG.	LONG	TD
Turner	43	886	20.6	77	0
C. Wilson	10	251	25.1	41	0
Buckley	8	177	22.1	35	0
R. Green	2	33	16.5	18	0
Culpepper	2	30	15.0	18	0
Moore	2	27	13.5	16	0

BUCCANEERS	70	1,422	20.3	77	0
OPPONENTS	44	941	21.4	57	0

## USUAL STARTING LINEUP

OFFENSE:	DEFENSE:
WR 85 Courtney Hawkins	LE 72 Chidi Ahanotu
LT 74 Paul Gruber	NT 73 Brad Culpepper
LG 70 Charles McRae	UT 71 Santana Dotson
C 61 Tony Mayberry	RE 75 Eric Curry
RG 62 Ian Beckles	OLB 55 Lonnie Marts
RT 76 Scott Dill	ILB 56 Hardy Nickerson
TE 81 Jackie Harris	OLB 27 Barney Bussey
86 Tyji Armstrong	LCB 35 Martin Mayhew
WR 84 Charles Wilson	RCB 39 Charles Dimry
QB 7 Craig Erickson	SS 23 Marty Carter
FB 33 Anthony McDowell	FS 22 Thomas Everett
RB 32 Erric Rhett	
46 Vince Workman	

PASSING	ATT.	CMP.	YDS.	CMP%	YDS/ATT	TD	TD%	INT	INT%	LONG	SK/LOST	RTG
Erickson	399	225	2,919	56.4	7.32	16	4.0	10	2.5	71t	22/129	82.5
Dilfer	82	38	433	46.3	5.28	1	1.2	6	7.3	42	8/42	36.3
Weldon	9	7	63	77.8	7.00	0	0.0	0	0.0	27	0/0	95.8
Stryzinski	1	1	21	100.0	21.00	0	0.0	0	0.0	21	0/0	118.8
BUCCANEERS	491	271	3,436	55.2	7.00	17	3.5	16	3.3	71t	30/171	75.2
OPPONENTS	498	303	3,486	60.8	7.00	25	5.0	9	1.8	81t	20/114	91.2

DATE	W/L	SCORE	OPPONENT	ATT.
9/3	W	21-6	at Philadelphia	66,266
9/10	L	6-22	at Cleveland	61,083
9/17	L	6-25	CHICAGO	71,507
9/24	W	14-6	WASHINGTON	49,234
10/1	W	20-13	at Carolina	50,076
10/8	W	19-16	CINCINNATI	41,732
10/15	W	20-17 (ot)	MINNESOTA	55,703
10/22	L	21-24	ATLANTA	66,135
10/29	L	7-19	at Houston	31,489
11/12	L	24-27	at Detroit	60,644
11/19	W	17-16	JACKSONVILLE	71,629
11/26	L	13-35	at Green Bay	59,218
12/3	L	17-31	at Minnesota	52,879
12/10	W	13-10 (ot)	GREEN BAY	67,557
12/17	L	10-31	at Chicago	49,475
12/23	L	10-37	DETROIT	50,049

	BUCS	OPP
TOTAL FIRST DOWNS	283	336
Rushing	101	104
Passing	159	202
Penalty	23	30
3rd Down: Made/Att.	68/195	93/211
4th Down: Made/Att.	7/13	4/7
POSSESSION AVG.	28:35	31:25
TOTAL NET YARDS	4,542	5,712
Avg. Per Game	283.9	357.0
Total Plays	961	1031
Avg. Per Play	4.7	5.5
NET YARDS RUSHING	1,587	1,754
Avg. Per Game	99.2	109.6
Total Rushes	398	449
NET YARDS PASSING	2,955	3,958
Avg. Per Game	184.7	247.4
Sacked/Yards Lost	56/386	25/140
Gross Yards	3,341	4,098
Att./Completions	507/267	557/346
Completion Pct.	52.7	62.1
Had Intercepted	20	14
PUNTS/AVERAGE	78/42.3	59/40.0
NET PUNTING AVG.	36.2	32.3
PENALTIES / YARDS	113/882	87/698
FUMBLES / FUMBLES LOST	25/14	26/16
TOUCHDOWNS	26	35
Rushing	19	14
Passing	5	19
Returns	2	2

BY QUARTERS	1	2	3	4	OT	TOT
BUCCANEERS	48	77	36	71	6	238
OPPONENTS	73	106	69	87	0	335

SCORING	TD	R	P	RT	PAT	2-PT.	FG	S	PTS
Husted	0	0	0	0	25/25	0	19/26	0	82
Rhett	11	11	0	0	0/0	0	0/0	0	66
Ellison	5	5	0	0	0/0	0	0/0	0	30
Dilfer	2	2	0	0	0/0	0	0/0	0	12
Copeland	2	0	2	0	0/0	0	0/0	0	12
Harper	2	0	2	0	0/0	0	0/0	0	12

BUCCANEERS	26	19	5	2	25/25	0/1	19/26	0	238
OPPONENTS	35	14	19	2	30/31	1/4	31/40	0	335

FIELD GOALS	1/19	20/29	30/39	40/49	50+	LONG
Husted	1/1	5/6	5/7	5/9	3/3	53
BUCCANEERS	1/1	5/6	5/7	5/9	3/3	53
OPPONENTS	2/2	12/13	7/8	8/12	2/5	51

RUSHING	NO.	YDS.	AVG.	LONG	TD
Rhett	332	1,207	3.6	21	11
Ellison	26	218	8.4	75	5
Dilfer	23	115	5.0	21t	2
Edmonds	5	28	5.6	9	0
Hawkins	4	5	1.3	11	0

BUCCANEERS	398	1,587	4.0	75	19
OPPONENTS	449	1,754	3.9	66t	14

RECEIVING	NO.	YDS.	AVG.	LONG	TD
Harris	62	751	12.1	33	1
Harper	46	633	13.8	49	2
Hawkins	41	493	12.0	47	0
Copeland	35	605	17.3	64t	2
Dawsey	30	372	12.4	26	0

BUCCANEERS	267	3,341	12.5	64t	5
OPPONENTS	346	4,098	11.8	91t	19

INTERCEPTIONS	NO.	YDS.	AVG.	LONG	TD
Mayhew	5	81	16.2	40	0
Lynch	3	3	1.0	3	0
Six tied with one					

BUCCANEERS	14	137	9.8	40	1
OPPONENTS	20	204	10.2	32	0

TACKLES	SOLO	ASST.	TOTAL
Nickerson	89	54	143
Brooks	60	19	79
Dimry	63	14	77
Mayhew	58	17	75
Marts	48	21	69

SACKS		SPECIAL TEAM TACKLES	
Dotson	5.0	DuBose	12
Culpepper	4.0	Gant	11
Ahanotu	3.0	Rouse	9
Sapp	3.0	Johnson	8
Curry	2.0	Buckley	8
McIntosh	2.0		

BUCCANEERS	25.0
OPPONENTS	56.0

PUNTING	NO.	YDS.	AVG.	NET	TB	IN20	LG	BK
Roby	77	3,296	42.8	36.2	7	23	61	1
BUCCANEERS	78	3,296	42.3	36.2	7	23	61	1
OPPONENTS	59	2,358	40.0	32.3	8	12	61	2

PUNT RETURNS	RET.	FC	YDS.	AVG.	LONG	TD
Edmonds	29	10	293	10.1	45	0
BUCCANEERS	29	10	293	10.1	45	0
OPPONENTS	41	11	335	8.2	38	0

KICKOFF RETURNS	NO.	YDS.	AVG.	LONG	TD
Edmonds	58	1,147	19.8	44	0
Ellison	15	261	17.4	33	0
Buckley	2	29	14.5	18	0
Armstrong	1	6	6.0	6	0
BUCCANEERS	76	1,443	19.0	44	0
OPPONENTS	46	856	18.6	37	0

USUAL STARTING LINEUP	DEFENSE:
WR 82 Alvin Harper	LE 72 Chidi Ahanotu
LT 74 Paul Gruber	NT 77 Mark Wheeler
LG 60 Jim Pyne	UT 71 Santana Dotson
C 61 Tony Mayberry	99 Warren Sapp
RG 62 Ian Beckles	RE 75 Eric Curry
RT 76 Scott Dill	LLB 51 Lonnie Marts
TE 81 Jackie Harris	ILB 56 Hardy Nickerson
WR 80 Lawrence Dawsey	RLB 55 Derrick Brooks
QB 12 Trent Dilfer	LCB 35 Martin Mayhew
FB 83 Dave Moore	RCB 39 Charles Dimry
RB 32 Errict Rhett	SS 47 John Lynch
	Barney Bussey
	FS 22 Thomas Everett

PASSING	ATT.	CMP.	YDS.	CMP%	YDS/ATT	TD	TD%	INT	INT%	LONG	SK/LOST	RTG
Dilfer	415	224	2,774	54.0	6.68	4	1.0	18	4.3	64t	47/331	60.1
Weldon	91	42	519	46.2	5.70	1	1.1	2	2.2	40	9/55	58.8
Roby	1	1	48	100.0	48.00	0	0.0	0	0.0	48	0/0	118.8
BUCCANEERS	507	267	3,341	52.7	6.59	5	1.0	20	3.9	64t	56/386	60.3
OPPONENTS	557	346	4,098	62.1	7.36	19	3.4	14	2.5	91t	25/140	85.4

DATE	W/L	SCORE	OPPONENT	ATT.
9/1	L	3-34	GREEN BAY	54,102
9/8	L	6-21	at Detroit	54,229
9/15	L	23-27	at Denver	71,535
9/22	L	13-17	SEATTLE	30,212
9/29	L	0-27	DETROIT	34,961
10/13	W	24-13	MINNESOTA	32,175
10/20	L	9-13	at Arizona	27,738
10/27	L	7-13	at Green Bay	60,627
11/3	L	10-13	at Chicago	58,727
11/10	W	20-17 (ot)	OAKLAND	45,392
11/17	W	25-17	at San Diego	57,526
11/24	W	13-7	NEW ORLEANS	40,203
12/1	L	0-24	at Carolina	57,623
12/8	W	24-10	WASHINGTON	44,733
12/15	L	10-21	at Minnesota	49,302
12/22	W	34-19	CHICAGO	51,572

	BUCS	OPP
TOTAL FIRST DOWNS	260	296
Rushing	90	114
Passing	152	156
Penalty	18	26
3rd Down: Made/Att.	89/225	87/214
4th Down: Made/Att.	9/24	10/13
POSSESSION AVG.	30:58	29:02
TOTAL NET YARDS	4,316	4,814
Avg. Per Game	269.8	300.9
Total Plays	996	976
Avg. Per Play	4.3	4.9
NET YARDS RUSHING	1,589	1,889
Avg. Per Game	99.3	118.1
Total Rushes	472	438
NET YARDS PASSING	2,727	2,925
Avg. Per Game	170.4	182.8
Sacked/Yards Lost	30/217	35/207
Gross Yards	2,944	3,132
Att./Completions	494/274	503/311
Completion Pct.	55.5	61.8
Had Intercepted	20	17
PUNTS/AVERAGE	71/42.5	74/43.4
NET PUNTING AVG.	37.8	33.1
PENALTIES / YARDS	95/787	101/810
FUMBLES / FUMBLES LOST	28/14	31/12
TOUCHDOWNS	21	34
Rushing	8	13
Passing	12	17
Returns	1	4

BY QUARTERS	1	2	3	4	OT	TOT
BUCCANEERS	46	76	38	58	3	221
OPPONENTS	64	91	71	67	0	293

SCORING	TD	R	P	RT	PAT	2-PT.	FG	S	PTS
Husted	0	0	0	0	18/19	0	25/32	0	93
Alstott	6	3	3	0	0/0	0	0/0	0	36
Rhett	4	3	1	0	0/0	0	0/0	0	24
Moore	3	0	3	0	0/0	0	0/0	0	18
R. Brooks	2	2	0	0	0/0	0	0/0	0	12
Thomas	2	0	2	0	0/0	0	0/0	0	12
BUCCANEERS	21	8	12	1	18/19	1/2	25/32	0	221
OPPONENTS	34	13	17	4	32/32	0/2	19/27	0	293

FIELD GOALS	1/19	20/29	30/39	40/49	50+	LONG
Husted	2/2	7/8	8/11	7/8	1/3	50
BUCCANEERS	2/2	7/8	8/11	7/8	1/3	50
OPPONENTS	0/0	9/10	4/5	6/11	0/1	48

RUSHING	NO.	YDS.	AVG.	LONG	TD
Rhett	176	539	3.1	35	3
Alstott	96	377	3.9	39	3
R. Brooks	112	368	3.3	56	2
Dilfer	32	124	3.9	19	0
Ellison	35	106	3.0	13	0
BUCCANEERS	472	1,589	3.4	56	8
OPPONENTS	438	1,889	4.3	57	13

PASSING	ATT.	CMP.	YDS.	CMP%	YDS/ATT
Dilfer	482	267	2,859	55.4	5.93
Weldon	9	5	76	55.6	8.44
Milanovich	3	2	9	66.7	3.00
BUCCANEERS	494	274	2,944	55.5	5.96
OPPONENTS	503	311	3,132	61.8	6.23

RECEIVING	NO.	YDS.	AVG.	LONG	TD
Alstott	65	557	8.6	29	3
Hawkins	46	544	11.8	45	1
Thomas	33	427	12.9	31t	2
Harris	30	349	11.6	36	1
Moore	27	237	8.8	23	3

BUCCANEERS	274	2,944	10.7	45	12
OPPONENTS	311	3,132	10.1	63t	17

INTERCEPTIONS	NO.	YDS.	AVG.	LONG	TD
Abraham	5	27	5.4	21	0
Lynch	3	26	8.7	25	0
Johnson	2	24	12.0	24	0
Nickerson	2	24	12.0	17	0
Dimry	2	1	0.5	1	0

BUCCANEERS	17	139	8.2	26	0
OPPONENTS	20	326	16.3	98t	3

TACKLES	SOLO	ASST.	TOTAL
D. Brooks	92	41	133
Nickerson	76	44	120
Lynch	74	29	103
Johnson	61	19	80
Mayhew	61	16	77

SACKS		SPECIAL TEAM TACKLES	
Sapp	9.0	Legette	19
Marts	7.0	Bouie	15
Ahanotu	5.5	Gant	11
Upshaw	4.0	Gooch	8
Nickerson	3.0	L. Jones	8

BUCCANEERS	35.0
OPPONENTS	30.0

PUNTING	NO.	YDS.	AVG.	NET	TB	IN20	LG	BK
Barnhardt	70	3,015	43.1	37.8	4	24	62	1
BUCCANEERS	70	3,015	42.5	37.8	4	24	62	1
OPPONENTS	74	3,210	43.4	33.1	14	14	63	0

PUNT RETURNS	RET.	FC	YDS.	AVG.	LONG	TD
Williams	13	2	274	21.1	88t	1
Silvan	14	5	113	8.1	17	0
Marshall	13	1	95	7.3	29	0
Hawkins	1	1	-1	-1.0	-1	0

BUCCANEERS	41	9	481	11.7	88t	1
OPPONENTS	38	22	248	6.5	22	0

KICKOFF RETURNS	NO.	YDS.	AVG.	LONG	TD
Silvan	28	626	22.4	54	0
Williams	14	383	27.4	63	0
Marshall	12	264	22.0	37	0
Alstott	1	14	14.0	14	0
Ellison	0	0	0.0	0	0

BUCCANEERS	55	1,287	23.4	63	0
OPPONENTS	51	972	19.1	35	0

USUAL STARTING LINEUP	DEFENSE:
WR 84 Robb Thomas	LE 72 Chidi Ahanotu
LT 74 Paul Gruber	NT 77 Brad Culpepper
LG 60 Jim Pyne	UT 99 Warren Sapp
C 61 Tony Mayberry	RE 91 Regan Upshaw
RG 62 Ian Beckles	LLB 51 Lonnie Marts
RT 79 Doug Riesenberrg	ILB 56 Hardy Nickerson
TE 81 Jackie Harris	RLB 55 Derrick Brooks
WR 85 Courtney Hawkins	LCB 35 Martin Mayhew
QB 12 Trent Dilfer	RCB 21 Donnie Abraham
FB 40 Mike Alstott	SS 47 John Lynch
RB 32 Errict Rhett	FS 25 Melvin Johnson

	TD	TD%	INT	INT%	LONG	SK/LOST	RTG
Dilfer	12	2.5	19	3.9	45	28/207	64.8
Weldon	0	0.0	1	11.1	42	2/10	44.0
Milanovich	0	0.0	0	0.0	8	0/0	70.1
BUCCANEERS	12	2.5	20	4.0	45	30/217	64.4
OPPONENTS	17	3.4	17	3.4	63t	35/207	76.7



DATE	W/L	SCORE	OPPONENT	ATT.
8/31	W	13-6	SAN FRANCISCO	62,554
9/7	W	24-17	at Detroit	58,234
9/14	W	28-14	at Minnesota	63,697
9/21	W	31-21	MIAMI	73,314
9/28	W	19-18	ARIZONA	53,804
10/5	L	16-21	at Green Bay	60,100
10/12	L	9-27	DETROIT	72,095
10/26	L	6-10	MINNESOTA	66,815
11/2	W	31-28	at Indianapolis	58,512
11/9	W	31-10	at Atlanta	46,018
11/16	W	27-7	NEW ENGLAND	70,479
11/23	L	7-13	at Chicago	43,955
11/30	W	20-8	at New York Giants	68,678
12/7	L	6-17	GREEN BAY	73,523
12/14	L	0-31	at New York Jets	60,122
12/21	W	31-15	CHICAGO	70,930

## PLAYOFFS

12/28	W	20-10	DETROIT	(73,361)
1/4	L	7-21	at Green Bay	(60,327)

	BUCS	OPP
TOTAL FIRST DOWNS	249	265
Rushing	88	96
Passing	134	155
Penalty	27	14
3rd Down: Made/Att.	79/204	75/220
4th Down: Made/Att.	5/14	11/17
POSSESSION AVG.	29:22	30:38
TOTAL NET YARDS	4,376	4,628
Avg. Per Game	273.5	289.3
Total Plays	915	981
Avg. Per Play	4.8	4.7
NET YARDS RUSHING	1,934	1,617
Avg. Per Game	120.9	101.1
Total Rushes	479	420
NET YARDS PASSING	2,442	3,011
Avg. Per Game	152.6	188.2
Sacked /Yards Lost	32/196	44/331
Gross Yards	2,638	3,342
Att./Completions	404/224	518/325
Completion Pct.	55.4	62.7
Had Intercepted	12	13
PUNTS/AVERAGE	84/42.6	88/41.6
NET PUNTING AVG.	35.4	31.7
PENALTIES /YARDS	77/660	93/814
FUMBLES / FUMBLES LOST	31/11	21/12
TOUCHDOWNS	38	29
Rushing	15	10
Passing	21	13
Returns	2	6

BY QUARTERS	1	2	3	4	OT	TOT
BUCCANEERS	73	78	65	83	0	299
OPPONENTS	36	85	76	66	0	263

SCORING	TD	R	P	RT	PAT	2-PT.	FG	S	PTS
Husted	0	0	0	0	32/35	0	13/17	0	71
Alstott	10	7	3	0	0/0	0	0/0	0	60
Dunn	7	4	3	0	0/0	0	0/0	0	42
Williams	5	0	4	1	0/0	0	0/0	0	30
Anthony	4	0	4	0	0/0	0	0/0	0	24
Moore	4	0	4	0	0/0	0	0/0	0	24
BUCCANEERS	38	15	21	2	32/35	0/3	13/17	0	299
OPPONENTS	29	10	13	6	25/25	4/4	18/29	1	263

FIELD GOALS	1/19	20/29	30/39	40/49	50+	LONG
Husted	0/0	5/5	2/3	5/6	1/3	54
BUCCANEERS	0/0	5/5	2/3	5/6	1/3	54
OPPONENTS	0/0	5/5	9/13	4/10	0/1	48

PASSING	ATT.	CMP.	YDS.	CMP%	YDS/ATT
Dilfer	386	217	2,555	56.2	6.62
Walsh	17	6	58	35.3	3.41
Barnhardt	1	1	25	100.0	25.00
BUCCANEERS	404	224	2,638	55.4	6.53
OPPONENTS	518	325	3,342	62.7	6.45

RUSHING	NO.	YDS.	AVG.	LONG	TD
Dunn	224	978	4.4	76	4
Alstott	176	665	3.8	47t	7
Dilfer	33	99	3.0	17	1
Rhett	31	96	3.1	21	3
Anthony	5	84	16.8	26	0
BUCCANEERS	479	1,934	4.0	76	15
OPPONENTS	420	1,617	3.9	82t	10

RECEIVING	NO.	YDS.	AVG.	LONG	TD
Dunn	39	462	11.8	59t	3
Anthony	35	448	12.8	38t	4
Williams	33	486	14.7	55	4
Copeland	33	431	13.1	49	1
Alstott	23	178	7.7	26	3
BUCCANEERS	224	2,638	11.8	59t	21
OPPONENTS	325	3,342	10.3	79	13

INTERCEPTIONS	NO.	YDS.	AVG.	LONG	TD
Abraham	5	16	3.2	16	0
Lynch	2	28	14.0	28	0
Brooks	2	13	6.5	13	0

## Four tied with one

BUCCANEERS	NO.	YDS.	AVG.	LONG	TD
OPPONENTS	12	370	30.8	77t	4

TACKLES	SOLO	ASST.	TOTAL
Nickerson	108	86	194
Brooks	118	64	182
Lynch	75	79	154
Culpepper	42	38	80
Parker	46	29	75

SACKS		SPECIAL TEAM TACKLES	
Sapp	10.5	Quarles	16
Ahanotu	10.0	Legette	14
Culpepper	8.5	Bouie	11
Upshaw	7.5	Gooch	10
Jackson	2.5	Johnson	9

PUNTING	NO.	YDS.	AVG.	NET	TB	IN20	LG	BK
Landeta	54	2,274	42.1	34.1	6	15	74	1
Barnhardt	29	1,304	45.0	39.1	3	12	61	0
BUCCANEERS	84	3,578	42.6	35.4	9	27	74	1
OPPONENTS	88	3,661	41.6	31.7	8	20	65	2

PUNT RETURNS	RET.	FC	YDS.	AVG.	LONG	TD
Williams	46	12	597	13.0	63	1
Dunn	5	0	48	9.6	25	0
BUCCANEERS	51	12	645	12.6	63	1
OPPONENTS	42	16	388	9.2	57	0

KICKOFF RETURNS	NO.	YDS.	AVG.	LONG	TD
Anthony	25	592	23.7	51	0
Williams	15	277	18.5	28	0
Dunn	6	129	21.5	30	0
Ellison	2	61	30.5	49	0
Rhett	1	16	16.0	16	0
Alstott	1	0	0.0	0	0
White	1	0	0.0	0	0
BUCCANEERS	51	1,075	21.1	51	0
OPPONENTS	44	957	21.8	101t	1

## USUAL STARTING LINEUP

OFFENSE:	DEFENSE:
WR 85 Reidel Anthony	LE 72 Chidi Ahanotu
LT 74 Paul Gruber	NT 77 Brad Culpepper
LG 60 Jim Pyne	UT 99 Warren Sapp
C 61 Tony Mayberry	RE 91 Regan Upshaw
RG 64 Jorge Diaz	SLB 59 Rufus Porter
RT 70 Jason Odom	ILB 56 Hardy Nickerson
TE 81 Jackie Harris	WLB 55 Derrick Brooks
WR 88 Horace Copeland	LCB 21 Donnie Abraham
QB 12 Trent Dilfer	RCB 27 Anthony Parker
FB 40 Mike Alstott	SS 47 John Lynch
RB 28 Warrick Dunn	FS 22 Charles Mincy

	TD	TD%	INT	INT%	LONG	SK/LOST	RTG
Dilfer	21	5.4	11	2.8	59t	32/196	82.8
Walsh	0	0.0	1	5.9	38	0/0	21.2
Barnhardt	0	0.0	0	0.0	25	0/0	118.8
BUCCANEERS	21	5.2	12	3.0	59t	32/196	80.4
OPPONENTS	13	2.5	13	2.5	79	44/331	79.2

DATE	W/L	SCORE	OPPONENT	ATT.
9/6	L	7-31	at Minnesota	62,538
9/13	L	15-23	at Green Bay	60,124
9/20	W	27-15	CHICAGO	64,328
9/28	L	6-27	at Detroit	74,724
10/4	W	20-3	N.Y. GIANTS	64,989
10/18	W	16-13	CAROLINA	63,600
10/25	L	3-9	at New Orleans	52,695
11/1	W	27-24	MINNESOTA	64,979
11/8	L	22-31	TENNESSEE	65,054
11/15	L	24-29	at Jacksonville	72,974
11/22	L	25-28	DETROIT	64,265
11/29	W	31-17	at Chicago	51,938
12/7	W	24-22	GREEN BAY	65,497
12/13	W	16-3	PITTSBURGH	65,335
12/19	L	16-20	at Washington	66,309
12/27	W	35-0	at Cincinnati	49,826

	BUCS	OPP
TOTAL FIRST DOWNS	262	244
Rushing	111	75
Passing	139	148
Penalty	12	21
3rd Down: Made/Att.	93/230	64/202
4th Down: Made/Att.	6/14	3/14
POSSESSION AVG.	31:58	28:02
TOTAL NET YARDS	4,754	4,345
Avg. Per Game	297.1	271.6
Total Plays	1000	925
Avg. Per Play	4.8	4.7
NET YARDS RUSHING	2,148	1,583
Avg. Per Game	134.3	98.9
Total Rushes	523	415
NET YARDS PASSING	2,606	2,762
Avg. Per Game	162.9	172.6
Sacked/Yards Lost	28/181	37/252
Gross Yards	2,787	3,014
Att./Completions	449/234	473/274
Completion Pct.	52.1	57.9
Had Intercepted	18	12
PUNTS/AVERAGE	81/41.2	87/42.0
NET PUNTING AVG.	35.3	34.4
PENALTIES / YARDS	99/840	88/669
FUMBLES / FUMBLES LOST	23/13	28/14
TOUCHDOWNS	36	31
Rushing	12	12
Passing	21	15
Returns	3	4

BY QUARTERS	1	2	3	4	OT	TOT
BUCCANEERS	61	101	49	103	0	314
OPPONENTS	78	71	57	89	0	295

SCORING	TD	R	P	RT	PAT	2-PT.	FG	S	PTS
Husted	0	0	0	0	29-30	0	21-28	0	92
Alstott	9	8	1	0	0-0	0	0-0	0	54
Anthony	7	0	7	0	0-0	1	0-0	0	44
Moore	4	0	4	0	0-0	0	0-0	0	24
Green	3	0	2	1	0-0	0	0-0	0	18
Dilfer	2	2	0	0	0-0	0	0-0	0	12
Dunn	2	2	0	0	0-0	0	0-0	0	12
Emanuel	2	0	2	0	0-0	0	0-0	0	12
BUCCANEERS	36	12	21	3	29-30	3-6	21-28	0	314
OPPONENTS	31	12	15	4	29-29	0-2	26-30	1	295

FIELD GOALS	1/19	20/29	30/39	40/49	50+	LONG
Husted	0-1	7-7	8-12	5-7	1-1	52
BUCCANEERS	0-1	7-7	8-12	5-7	1-1	52
OPPONENTS	0-0	10-11	8-8	5-8	3-3	53

PASSING	ATT.	CMP.	YDS.	CMP%	YDS/ATT
Dilfer	429	225	2,729	52.4	6.36
Walsh	19	9	58	47.4	3.05
Alstott	1	0	0	0.0	0.00
BUCCANEERS	449	234	2,787	52.1	6.21
OPPONENTS	473	274	3,014	57.9	6.37

RUSHING	NO.	YDS.	AVG.	LONG	TD
Dunn	245	1,026	4.2	50	2
Alstott	215	846	3.9	37	8
Dilfer	40	141	3.5	17	2
Anthony	4	43	10.8	32	0
BUCCANEERS	523	2,148	4.1	50	12
OPPONENTS	415	1,583	3.8	71	12

RECEIVING	NO.	YDS.	AVG.	LONG	TD
Anthony	51	708	13.9	59t	7
Dunn	44	344	7.8	38t	4
Emanuel	41	636	15.5	55	4
Moore	24	255	10.6	49	1
Alstott	22	152	6.9	26	3
BUCCANEERS	234	2,787	11.9	79t	21
OPPONENTS	274	3,014	11.0	61	15

INTERCEPTIONS	NO.	YDS.	AVG.	LONG	TD
Mincy	4	58	14.5	22t	1
Barber	2	67	33.5	56	0
Lynch	2	29	14.5	17	0
Four tied with	1				
BUCCANEERS	12	212	17.7	56	1
OPPONENTS	18	192	10.7	38	2

TACKLES	SOLO	ASST.	TOTAL
Brooks	134	55	189
Lynch	55	52	107
Mincy	51	44	95
Nickerson	50	44	94
Culpepper	38	43	81

SACKS		SPECIAL TEAM TACKLES	
Culpepper	9.0	Charles	20
Sapp	7.0	Ellison	16
Upshaw	7.0	Barber	12
Barber	3.0	Boue	10
Jackson	3.0	Gooch	9
BUCCANEERS			
Opponents	28.0		

PUNTING	NO.	YDS.	AVG.	NET	TB	IN20	LG	BK
Barnhardt	81	3,340	41.2	35.3	9	19	55	0
BUCCANEERS	81	3,340	41.2	35.3	9	19	55	0
OPPONENTS	87	3,655	42.0	34.4	5	29	71	1

PUNT RETURNS	RET.	FC	YDS.	AVG.	LONG	TD
Green	30	9	453	15.1	95t	1
Williams	10	6	83	8.3	18	0
Barber	1	0	23	23.0	23t	1
BUCCANEERS	41	15	559	13.6	95t	2
OPPONENTS	38	23	302	7.9	93t	1

KICKOFF RETURNS	NO.	YDS.	AVG.	LONG	TD
Anthony	46	1,118	24.3	60	0
Green	10	229	22.9	44	0
Dunn	1	25	25.0	25	0
Ellison	1	19	19.0	19	0
Alstott	1	8	8.0	8	0
BUCCANEERS	59	1,399	23.7	60	0
OPPONENTS	62	1,333	21.5	105t	1

USUAL STARTING LINEUP			
OFFENSE:		DEFENSE:	
WR	85 Reidel Anthony	LE	97 Tyoka Jackson
LT	74 Paul Gruber	NT	77 Brad Culpepper
LG	64 Jorge Diaz	DT	99 Warren Sapp
C	61 Tony Mayberry	RE	91 Regan Upshaw
RG	73 Frank Middleton	SLB	50 Jeff Gooch
RT	70 Jason Odum	MLB	56 Hardy Nickerson
TE	83 Dave Moore	WLB	55 Derrick Brooks
WR	87 Bert Emanuel	LCB	21 Donnie Abraham
QB	12 Trent Dilfer	RCB	20 Ronde Barber
FB	40 Mike Alstott	SS	47 John Lynch
RB	28 Warrick Dunn	FS	22 Charles Mincy

	TD	TD%	INT	INT%	LONG	SK/LOST	RTG
Dilfer	21	4.9	15	3.5	79t	27/172	74.0
Walsh	0	0.0	3	15.8	12	1/9	14.7
Alstott	0	0.0	0	0.0	0	0/0	39.6
BUCCANEERS	21	4.7	18	4.0	79t	28/181	70.3
OPPONENTS	15	3.2	12	4.5	61	37/252	76.9

DATE	W/L	SCORE	OPPONENT	ATT.
9/12	L	13-17	N.Y. GIANTS	65,026
9/19	W	19-5	at Philadelphia	64,285
9/26	W	13-10	DENVER	65,297
10/3	L	14-21	at Minnesota	64,106
10/10	L	23-26	at Green Bay	59,868
10/24	W	6-3	CHICAGO	65,283
10/31	L	3-20	at Detroit	63,135
11/7	W	31-16	at New Orleans	47,129
11/14	W	17-10	KANSAS CITY	64,927
11/21	W	19-10	ATLANTA	65,158
11/28	W	16-3	at Seattle	66,314
12/6	W	24-17	MINNESOTA	65,741
12/12	W	23-16	DETROIT	65,536
12/19	L	0-45	at Oakland	46,395
12/26	W	29-10	GREEN BAY	65,723
1/2	W	20-6	at Chicago	66,944

## PLAYOFFS

1/15	W	14-13	WASHINGTON	65,835
1/23	L	6-11	at St. Louis	66,496

	BUCS	OPP
TOTAL FIRST DOWNS	245	228
Rushing	97	75
Passing	132	144
Penalty	16	9
3rd Down: Made/Att.	81/230	75/232
4th Down: Made/Att.	7/15	4/13
POSSESSION AVG.	32:11	27:49
TOTAL NET YARDS	4,254	4,280
Avg. Per Game	265.9	267.5
Total Plays	991	977
Avg. Per Play	4.3	4.4
NET YARDS RUSHING	1,776	1,407
Avg. Per Game	111.0	87.9
Total Rushes	502	361
NET YARDS PASSING	2,478	2,873
Avg. Per Game	154.9	179.6
Sacked/Yards Lost	42/303	43/291
Gross Yards	2,781	3,164
Att./Completions	447/268	573/302
Completion Pct.	60.0	52.7
Had Intercepted	16	21
PUNTS/AVERAGE	90/43.1	101/44.1
NET PUNTING AVERAGE	37.4	35.4
PENALTIES/YARDS	75/583	88/727
FUMBLES/FUMBLES LOST	25/19	23/10
TOUCHDOWNS	27	23
Rushing	7	8
Passing	18	11
Returns	2	4

BY QUARTERS	1	2	3	4	OT	TOT			
BUCCANEERS	34	106	42	88	0	270			
OPPONENTS	89	47	44	55	0	235			
SCORING	TD	R	P	RT	PAT	2-PT.	FG	S	PTS
Gramatica	0	0	0	0	25-25	0	27-32	0	106
Alstott	9	7	2	0	0-0	0	0-0	0	54
Moore	5	0	5	0	0-0	0	0-0	0	30
Green	3	0	3	0	0-0	0	0-0	0	18
Abraham	2	0	0	2	0-0	0	0-0	0	12
Dunn	2	0	2	0	0-0	0	0-0	0	12

FIELD GOALS	1/19	20/29	30/39	40/49	50+	LONG
-------------	------	-------	-------	-------	-----	------

Gramatica	0-0	8-8	10-12	6-8	3-4	53
-----------	-----	-----	-------	-----	-----	----

BUCCANEERS	0-0	8-8	10-12	6-8	3-4	53
------------	-----	-----	-------	-----	-----	----

OPPONENTS	0-0	8-9	9-10	6-10	1-2	50
-----------	-----	-----	------	------	-----	----

RUSHING	NO.	YDS.	AVG.	LONG	TD
Alstott	242	949	3.9	30	7
Dunn	195	616	3.2	33	0
Dilfer	35	144	4.1	28	0
King	18	38	2.1	8	0
Abdullah	5	12	2.4	10	0
Green	3	8	2.7	15	0
Zeiler	3	7	2.3	8	0
Anthony	1	2	2.0	2	0
Mayberry	0	0	0.0	0	0
BUCCANEERS	502	1,776	3.5	33	7
OPPONENTS	361	1,407	3.9	75t	8

PASSING	ATT.	CMP.	YDS.	CMP%	YDS/ATT	TD	TD%	INT	INT%	LONG	SK/LOST	RTG
Dilfer	244	146	1,619	59.8	6.64	11	4.5	11	4.5	62t	26/189	75.8
King	146	89	875	61.0	5.99	7	4.8	4	2.7	68	11/78	82.4
Zeiler	55	32	270	58.2	4.91	0	0.0	1	1.8	38	5/36	63.4
Royals	2	1	17	50.0	8.50	0	0.0	0	0.0	0	0/0	79.2
BUCCANEERS	447	268	2,781	60.0	6.22	18	4.0	16	3.6	68	42/303	76.5
OPPONENTS	573	302	3,164	52.7	5.52	11	1.9	21	3.7	61t	43/291	60.1

RECEIVING	NO.	YDS.	AVG.	LONG	TD
Dunn	64	589	9.2	68	2
Green	56	791	14.1	62t	3
Anthony	30	296	9.9	30	1
Alstott	27	239	8.9	24	2
Moore	23	276	12.0	35t	5
Emanuel	22	238	10.8	39	1
Williams	21	176	8.4	14	0
BUCCANEERS	268	2,781	10.4	68	18
OPPONENTS	302	3,164	10.5	61t	11

INTERCEPTIONS	NO.	YDS.	AVG.	LONG	TD
Abraham	7	115	16.4	55t	2
Brooks	4	61	15.3	38	0
Barber	2	60	30.0	43	0
Robinson	2	36	18.0	36	0
Lynch	2	32	16.0	28	0
Nickerson	2	18	9.0	18	0
Kelly	1	26	26.0	26	0
Singleton	1	7	7.0	7	0
BUCCANEERS	21	355	16.9	55t	2
OPPONENTS	16	144	9.0	37	1

TACKLES	SOLO	ASST.	TOTAL
Brooks	122	58	180
Nickerson	70	71	141
Lynch	68	60	128
Robinson	48	47	95
Barber	49	25	74
Abraham	38	36	74

SACKS		SPECIAL TEAM TACKLES	
Sapp	12.5	Quarles	31
Jones	7.0	D. Davis	21
Ahanotu	6.5	Gooch	19
Culpepper	6.0	Smith	18

BUCCANEERS	43.0
Opponents	42.0

PUNTING	NO.	YDS.	AVG.	NET	TB	IN20	LG	BK
Royals	90	3,882	43.1	37.4	8	23	66	0
BUCCANEERS	90	3,882	43.1	37.4	8	23	66	0
OPPONENTS	101	4,150	41.1	35.4	11	27	61	0

PUNT RETURNS	RET.	FC	YDS.	AVG.	LONG	TD
Green	23	14	204	8.9	31	0
Williams	20	12	153	7.7	30	0
BUCCANEERS	43	26	357	8.3	31	0
OPPONENTS	49	13	360	7.3	31	0

KICKOFF RETURNS	NO.	YDS.	AVG.	LONG	TD
Anthony	21	434	20.7	39	0
Murphy	14	307	21.9	55	0
Green	10	185	18.5	29	0
Dunn	8	156	19.5	34	0
Alstott	1	19	19.0	19	0
Williams	1	15	15.0	15	0
BUCCANEERS	55	1,116	20.3	55	0
OPPONENTS	61	1,074	17.6	36	0

BUCCANEERS	55	1,116	20.3	55	0
OPPONENTS	61	1,074	17.6	36	0

## USUAL STARTING LINEUP

OFFENSE:	DEFENSE:
WR 81 Jacquez Green	LE 72 Chidi Ahanotu
LT 74 Paul Gruber	NT 77 Brad Culpepper
LG 64 Jorge Diaz	DT 94 Warren Sapp
C 61 Tony Mayberry	RE 94 Steve White
RG 73 Frank Middleton	SLB 53 Shelton Quarles
RT 71 Jerry Wunsch	MLB 56 Hardy Nickerson
TE 83 Dave Moore	WLB 55 Derrick Brooks
WR 87 Bert Emanuel	LCB 21 Donnie Abraham
QB 10 Shaun King	RCB 20 Ronde Barber
FB 40 Mike Alstott	SS 47 John Lynch
RB 28 Warrick Dunn	FS 24 Damien Robinson

DATE	W/L	SCORE	OPPONENT	ATT.
9/3	W	21-16	at New England	60,292
9/10	W	41-0	CHICAGO	65,569
9/17	W	31-10	at Detroit	76,928
9/24	L	17-21	NEW YORK JETS	65,619
10/1	L	17-20 (ot)	at Washington	83,532
10/9	L	23-30	at Minnesota	64,162
10/19	L	14-28	DETROIT	65,557
10/29	W	41-13	MINNESOTA	65,589
11/5	W	27-14	at Atlanta	70,097
11/12	W	20-15	GREEN BAY	65,621
11/19	L	10-13	at Chicago	66,944
11/26	W	31-17	BUFFALO	65,546
12/3	W	27-7	DALLAS	65,621
12/10	W	16-13	at Miami	74,307
12/18	W	38-35	ST. LOUIS	65,653
12/24	L	14-17 (ot)	at Green Bay	59,692
<b>PLAYOFFS</b>				
12/31	L	3-21	at Philadelphia	65,813

	BUCS	OPP
TOTAL FIRST DOWNS	275	283
Rushing	111	84
Passing	144	180
Penalty	20	19
3rd Down: Made/Att.	66/198 (33.3%)	74/225 (32.9%)
4th Down: Made/Att.	5/12 (41.7%)	12/20 (60.0%)
POSSESSION AVG.	29:38	30:22
TOTAL NET YARDS	4,649	4,800
Avg. Per Game	290.6	300.0
Total Plays	961	1047
Avg. Per Play	4.8	4.6
NET YARDS RUSHING	2,066	1,648
Avg. Per Game	129.1	103.0
Total Rushes	490	398
NET YARDS PASSING	2,583	3,152
Avg. Per Game	161.4	197.0
Sacked/Yards Lost	38/241	55/332
Gross Yards	2,824	3,484
Att./Completions	433/237	594/339
Completion Pct.	54.7	57.1
Had Intercepted	13	25
PUNTS/AVERAGE	85/41.8	89/40.0
NET PUNTING AVERAGE	35.1	33.5
PENALTIES/YARDS	82/702	95/688
FUMBLES/FUMBLES LOST	16/11	26/16
TOUCHDOWNS	43	29
Rushing	18	12
Passing	18	15
Returns	7	2

BY QUARTERS	1	2	3	4	OT	TOT
BUCCANEERS	88	131	60	109	0	388
OPPONENTS	39	79	53	92	6	269

SCORING	TD	R	P	RT	PAT	2-PT.	FG	S	PTS
Gramatica	0	0	0	0	42-42	0	28-34	0	126
Dunn	9	8	1	0	0-0	0	0-0	0	54
Johnson	8	0	8	0	0-0	0	0-0	0	48
King	5	5	0	0	0-0	1	0-0	0	32
Alstott	5	5	0	0	0-0	0	0-0	0	30
Anthony	4	0	4	0	0-0	0	0-0	0	24
Moore	3	0	3	0	0-0	0	0-0	0	18
Barber	2	0	0	2	0-0	0	0-0	0	12
BUCCANEERS	43	18	18	7	42-42	1-1	28-34	1	388
OPPONENTS	29	12	15	2	25-25	2-4	22-32	0	269

FIELD GOALS	1/19	20/29	30/39	40/49	50+	LONG
Gramatica	0-0	8-8	8-10	7-9	5-7	55
BUCCANEERS	0-0	8-8	8-10	7-9	5-7	55
OPPONENTS	1-1	6-6	8-12	6-9	1-4	52

PASSING	ATT.	CMP.	YDS.	CMP%	YDS/ATT
King	428	233	2,769	54.4	6.47
Royals	1	1	36	100.0	36.00
Zeier	3	3	19	100.0	6.33
Alstott	1	0	0	0.0	0.00
Hamilton	0	0	0	—	—
BUCCANEERS	433	237	2,824	54.7	6.52
OPPONENTS	594	339	3,484	57.1	5.87

RUSHING	NO.	YDS.	AVG.	LONG	TD
Dunn	248	1,133	4.6	70t	8
Alstott	131	465	3.5	20t	5
King	73	353	4.8	19	5
Abdullah	16	70	4.4	19	0
Stecker	12	31	2.6	14	0

BUCCANEERS	490	2,066	4.2	70t	18
OPPONENTS	398	1,648	4.1	50t	12

RECEIVING	NO.	YDS.	AVG.	LONG	TD
Johnson	71	874	12.3	38	8
Green	51	773	15.2	75	1
Dunn	44	422	9.6	45	1
Moore	29	288	9.9	28	3
Anthony	15	232	15.5	46t	4
Alstott	13	93	7.2	21	0

BUCCANEERS	237	2,824	11.9	75	18
OPPONENTS	339	3,484	10.3	72t	15

INTERCEPTIONS	NO.	YDS.	AVG.	LONG	TD
Abraham	7	82	11.7	23	0
Robinson	6	1	0.2	1	0
Duncan	4	55	13.8	31t	1
Lynch	3	43	14.3	36	0
Barber	2	46	23.0	37t	1
Brooks	1	34	34.0	34t	1
Kelly	1	9	9.0	9t	1
Quarles	1	5	5.0	5	0

Quarries	1	5	5.0	5	0
BUCCANEERS	25	275	11.0	37t	4
OPPONENTS	13	155	11.9	60	1

TACKLES	SOLO	ASST.	TOTAL
Brooks	130	49	179
Lynch	66	44	110
Robinson	56	48	104
Barber	65	32	97
Duncan	59	38	97

SACKS	SPECIAL TEAM TACKLES			
Sapp	16.5	Gooch		23
Jones	13.0	D. Davis		21
McFarland	6.5	D. Jackson		20
Barber	5.5	Abdullah		16

BUCCANEERS	55.0
Opponents	38.0

PUNTING	NO.	YDS.	AVG.	NET	TB	IN20	LG	BK
Royals	85	3,551	41.8	35.1	8	17	63	0
BUCCANEERS	85	3,551	41.8	35.1	8	17	63	0
OPPONENTS	89	3,556	40.0	33.5	12	24	64	3

PUNT RETURNS	RET.	FC	YDS.	AVG.	LONG	TD
Williams	31	18	286	9.2	73t	1
Hastings	5	1	50	10.0	16	0
Green	2	0	1	0.5	1	0

BUCCANEERS	39	19	337	8.6	73t	1
OPPONENTS	41	24	408	10.0	66t	1

KICKOFF RETURNS	NO.	YDS.	AVG.	LONG	TD
Stecker	29	663	22.9	48	0
Williams	19	453	23.8	41	0
Anthony	3	88	29.3	45	0
Murphy	2	24	12.0	19	0
Abdullah	1	16	16.0	16	0

BUCCANEERS	55 <th>1,255<th>22.8<th>48<td>0</td></th></th></th>	1,255 <th>22.8<th>48<td>0</td></th></th>	22.8 <th>48<td>0</td></th>	48 <td>0</td>	0
OPPONENTS	74 <th>1,688<th>22.8<th>70<td>0</td></th></th></th>	1,688 <th>22.8<th>70<td>0</td></th></th>	22.8 <th>70<td>0</td></th>	70 <td>0</td>	0

USUAL STARTING LINEUP				DEFENSE:			
WR	81	Jacquez Green	LE	72	Chidi Ahanotu		
LT	69	Pete Pierson	NT	92	Anthony McFarland		
LG	64	Randall McDaniel	DE	99	Warren Sapp		
C	62	Jeff Christy	RT	78	Marcus Jones		
RG	73	Frank Middleton	SLB	53	Shelton Quarles		
RT	71	Jerry Wunsch	MLB	59	Jamie Duncan		
TE	83	Dave Moore	WLB	55	Derrick Brooks		
WR	19	Keyshawn Johnson	LCB	21	Donnie Abraham		
QB	10	Shaun King	RCB	20	Ronde Barber		
FB	40	Mike Alstott	SS	47	John Lynch		
RB	28	Warrick Dunn	FS	24	Damien Robinson		

PASSING	ATT.	CMP.	YDS.	CMP%	YDS/ATT	TD	TD%	INT	INT%	LONG	SK/LOST	RTG
King	428	233	2,769	54.4	6.47	18	4.2	13	3.0	75	37/240	75.8
Royals	1	1	36	100.0	36.00	0	0.0	0	0.0	36	0/0	118.8
Zeier	3	3	19	100.0	6.33	0	0.0	0	0.0	14	0/0	93.1
Alstott	1	0	0	0.0	0.00	0	0.0	0	0.0	0	0/0	39.6
Hamilton	0	0	0	—	—	0	—	0	—	0	1/1	—
BUCCANEERS	433	237	2,824	54.7	6.52	18	4.2	13	3.0	75	38/241	76.2
OPPONENTS	594	339	3,484	57.1	5.87	15	2.5	25	4.2	72t	55/332	65.0

DATE	W/L	SCORE	OPPONENT	ATT.
9/ 9	W	10-6	at Dallas	61,521
9/30	L	16-20	at Minnesota	64,105
10/ 7	W	14-10	GREEN BAY	65,510
10/14	L	28-31 (ot)	at Tennessee	68,798
10/ 21	L	10-17	PITTSBURGH	65,588
10/28	W	41-14	MINNESOTA	65,558
11/ 4	L	20-21	at Green Bay	59,861
11/11	W	20-17	at Detroit	74,268
11/18	L	24-27	CHICAGO	65,612
11/26	W	24-17	at St. Louis	66,198
12/ 2	W	16-13 (ot)	at Cincinnati	52,135
12/ 9	W	15-12	DETROIT	65,514
12/16	L	3-27	at Chicago	66,944
12/23	W	48-21	NEW ORLEANS	65,526
12/29	W	22-10	BALTIMORE	65,619
1/ 6	L	13-17	PHILADELPHIA	65,541
<b>PLAYOFFS</b>				
1/12	L	9-31	at Philadelphia	65,847

	BUCS	OPP
TOTAL FIRST DOWNS	298	262
Rushing	84	86
Passing	189	156
Penalty	25	20
3rd Down: Made/Att.	80/228 (35.1%)	78/216 (36.1%)
4th Down: Made/Att.	11/17 (64.7%)	4/13 (30.8%)
POSSESSION AVG.	31:40	28:20
TOTAL NET YARDS	4,694	4,653
Avg. Per Game	293.4	290.8
Total Plays	1,046	950
Avg. Per Play	4.5	4.9
NET YARDS RUSHING	1,371	1,702
Avg. Per Game	85.7	106.4
Total Rushes	407	415
NET YARDS PASSING	3,323	2,951
Avg. Per Game	207.7	184.4
Sacked/Yards Lost	47/298	42/272
Gross Yards	3,621	3,223
Att./Completions	592/362	493/273
Completion Pct.	61.1	55.4
Had Intercepted	12	28
PUNTS/AVERAGE	83/40.7	78/41.5
NET PUNTING AVERAGE	34.2	34.3
PENALTIES/YARDS	77/672	91/742
FUMBLES/FUMBLES LOST	20/10	22/11
TOUCHDOWNS	34	29
Rushing	17	8
Passing	13	20
Returns	4	1

BY QUARTERS	1	2	3	4	OT	TOT
BUCCANEERS	39	130	50	102	3	324
OPPONENTS	33	63	86	95	3	280

SCORING	TD	R	P	RT	PAT	2-PT.	FG	S	PTS
Gramatica	0	0	0	0	28-28	0	23-29	0	97
Alstott	11	10	1	0	0-0	2	0-0	0	70
Dunn	6	3	3	0	0-0	0	0-0	0	36
Moore	4	0	4	0	0-0	0	0-0	0	24
Johnson, B.	3	3	0	0	0-0	0	0-0	0	18
Brien	0	0	0	0	2-2	0	5-6	0	17
Stecker	2	1	1	0	0-0	0	0-0	0	12
Williams	2	0	1	1	0-0	0	0-0	0	12
BUCCANEERS	34	17	13	4	30-30	3-4	28-35	0	324
OPPONENTS	29	8	20	1	25-25	3-4	25-29	0	280

FIELD GOALS	1/19	20/29	30/39	40/49	50+	LONG
Gramatica	0-0	9-10	9-9	5-7	0-3	49
Brien	0-0	2-2	1-1	2-3	0-0	42
BUCCANEERS	0-0	11-12	10-10	7-10	0-3	49
OPPONENTS	0-0	7-7	6-7	11-13	1-2	50

PASSING	ATT.	CMP.	YDS.	CMP%	YDS/ATT	TD	TD%	INT	INT%	LONG	SK/LOST	RTG
Johnson, B.	559	340	3,406	60.8	6.09	13	2.3	11	2.0	47	44/269	77.7
King	31	21	210	67.7	6.77	0	0.0	1	3.2	42	3/29	73.3
Gramatica	1	0	0	0.0	0.00	0	0.0	0	0.0	0	0/0	39.6
Royals	1	1	5	100.0	5.00	0	0.0	0	0.0	5	0/0	87.5
BUCCANEERS	592	362	3,621	61.1	6.12	13	2.2	12	2.0	47	47/298	77.4
OPPONENTS	493	273	3,223	55.4	6.54	20	4.1	28	5.7	67t	42/272	65.3

RUSHING	NO.	YDS.	AVG.	LONG	TD
Alstott	165	680	4.1	39t	10
Dunn	158	447	2.8	21t	3
Johnson, B.	39	120	3.1	21	3
Stecker	24	72	3.0	17	1
Abdullah	11	40	3.6	12	0
BUCCANEERS	407	1,371	3.4	39t	17
OPPONENTS	415	1,702	4.1	63t	8

RECEIVING	NO.	YDS.	AVG.	LONG	TD
Johnson, K.	106	1,266	11.9	47	1
Dunn	68	557	8.2	31	3
Green	36	402	11.2	35	1
Moore	35	285	8.1	29	4
Alstott	35	231	6.6	19t	1
Williams	24	314	13.1	42	1
BUCCANEERS	362	3,621	10.0	47	13
OPPONENTS	273	3,223	11.8	67t	20

INTERCEPTIONS	NO.	YDS.	AVG.	LONG	TD
Barber	10	86	8.6	36t	1
Abraham	6	98	16.3	46	0
Jackson	4	42	10.5	29	0
Brooks	3	65	21.7	53	0
Lynch	3	21	7.0	15	0
Quarles	1	98	98.0	98t	1
Duncan	1	9	9.0	9	0
BUCCANEERS	28	419	15.0	98t	2
OPPONENTS	12	74	6.2	25	0

TACKLES	SOLO	ASST.	TOTAL
Brooks	110	55	165
Duncan	79	51	130
Lynch	70	35	105
Barber	64	27	91
Jackson	52	26	78

SACKS	SPECIAL TEAM TACKLES				
Rice	11.0	Smith			22
Sapp	6.0	Abdullah			21
White	5.0	Gooch			16
McFarland	3.5	Howell			12
Jones	3.0	Yoder			12

BUCCANEERS	42.0
Opponents	47.0

PUNTING	NO.	YDS.	AVG.	NET	TB	IN 20	LG	BK
Royals	83	3,382	40.7	34.2	8	26	61	0
BUCCANEERS	83	3,382	40.7	34.2	8	26	61	0
OPPONENTS	78	3,234	41.5	34.3	8	19	58	2

PUNT RETURNS	RET.	FC	YDS.	AVG.	LONG	TD
Williams	35	13	366	10.5	84t	1
Anthony	3	1	12	4.0	7	0
Jackson	0	0	—	—	18	0
BUCCANEERS	38	14	396	10.4	84t	1
OPPONENTS	44	12	380	8.6	55t	1

KICKOFF RETURNS	NO.	YDS.	AVG.	LONG	TD
Murphy	20	445	22.3	39	0
Smith	16	355	22.2	45	0
Stecker	9	259	28.8	86	0
Abdullah	5	92	18.4	29	0
BUCCANEERS	54	1,208	22.4	86	0
OPPONENTS	63	1,321	21.0	77	0

USUAL STARTING LINEUP			DEFENSE:		
WR	81	Jacquez Green	LE	78	Marcus Jones
LT	67	Kenyatta Walker	NT	92	Anthony McFarland
LG	64	Randall McDaniel	DT	99	Warren Sapp
C	62	Jeff Christy	RE	97	Simeon Rice
RG	60	Cosey Coleman	SLB	53	Shelton Quarles
RT	71	Jerry Wunsch	MLB	59	Jamie Duncan
TE	83	Dave Moore	WLB	55	Derrick Brooks
WR	19	Keyshawn Johnson	LCB	25	Brian Kelly
QB	14	Brad Johnson	RCB	20	Ronde Barber
FB	40	Mike Alstott	SS	47	John Lynch
RB	28	Warrick Dunn	FS	34	Dexter Jackson



DATE	W/L	SCORE	OPPONENT	ATT.
9/8	L	20-26 (ot)	NEW ORLEANS	65,554
9/15	W	25-0	at Baltimore	69,304
9/23	W	26-14	ST. LOUIS	65,652
9/29	W	35-7	at Cincinnati	57,234
10/6	W	20-6	at Atlanta	68,936
10/13	W	17-3	CLEVELAND	65,625
10/20	L	10-20	at Philadelphia	65,523
10/27	W	12-9	at Carolina	72,892
11/3	W	38-24	MINNESOTA	65,667
11/17	W	23-10	CAROLINA	65,527
11/24	W	21-7	GREEN BAY	65,672
12/1	L	20-23	at New Orleans	68,226
12/8	W	34-10	ATLANTA	65,648
12/15	W	23-20	at Detroit	61,942
12/23	L	7-17	PITTSBURGH	65,684
12/29	W	15-0	at Chicago	55,832

## PLAYOFFS

1/12	W	31-6	SAN FRANCISCO	65,559
1/19	W	27-10	at Philadelphia	66,713

## SUPER BOWL XXXVII

1/26	W	48-21	vs. Oakland (San Diego)	67,603
------	---	-------	-------------------------	--------

	BUCS	OPP
TOTAL FIRST DOWNS	287	236
Rushing	90	79
Passing	172	131
Penalty	25	26
3rd Down: Made/Att.	79/222 (35.6%)	75/223 (33.6%)
4th Down: Made/Att.	6/9 (66.7%)	8/13 (61.5%)
POSSESSION AVG.	31:43	28:17
TOTAL NET YARDS	5,002	4,044
Avg. Per Game	312.6	252.8
Total Plays	1,022	963
Avg. Per Play	4.9	4.2
NET YARDS RUSHING	1,557	1,554
Avg. Per Game	97.3	97.1
Total Rushes	414	410
NET YARDS PASSING	3,445	2,490
Avg. Per Game	215.3	155.6
Sacked/Yards Lost	41/220	43/295
Gross Yards	3,665	2,785
Att./Completions	567/348	510/259
Completion Pct.	61.4	50.8
Had Intercepted	10	31
PUNTS/AVERAGE	91/42.6	99/44.4
NET PUNTING AVERAGE	35.2	37.3
PENALTIES/YARDS	103/789	93/749
FUMBLES/FUMBLES LOST	24/11	21/7
TOUCHDOWNS	35	21
Rushing	6	8
Passing	23	10
Returns	6	3

BY QUARTERS	1	2	3	4	OT	TOT
-------------	---	---	---	---	----	-----

BUCCANEERS	49	110	63	124	0	346
OPPONENTS	57	49	43	41	6	196

SCORING	TD	R	P	AT	PAT	2-PT.	FG	S	PTS
---------	----	---	---	----	-----	-------	----	---	-----

Gramatica	0	0	0	0	32-32	0	32-39	0	128
Alstott	7	5	2	0	0-0	0	0-0	0	42
McCardell	6	0	6	0	0-0	0	0-0	0	36
Johnson, K.	5	0	5	0	0-0	2	0-0	0	34
Brooks	4	0	0	4	0-0	0	0-0	0	24
Jurevicius	4	0	4	0	0-0	0	0-0	0	24
Dudley	3	0	3	0	0-0	0	0-0	0	18
Dilger	2	0	2	0	0-0	0	0-0	0	12
Williams	2	0	1	1	0-0	0	0-0	0	12

BUCCANEERS	35	6	23	6	32-32	2-3	32-39	2	346
OPPONENTS	21	8	10	3	19-19	0-1	17-23	0	196

FIELD GOALS	1/19	20/29	30/39	40/49	50+	LONG
-------------	------	-------	-------	-------	-----	------

Gramatica	0-0	7-8	14-15	6-10	5-6	52
-----------	-----	-----	-------	------	-----	----

BUCCANEERS	0-0	7-8	14-15	6-10	5-6	52
------------	-----	-----	-------	------	-----	----

OPPONENTS	0-0	5-5	7-7	4-8	1-3	50
-----------	-----	-----	-----	-----	-----	----

RUSHING	NO.	YDS.	AVG.	LONG	TD
---------	-----	------	------	------	----

Pittman	204	718	3.5	21	1
---------	-----	-----	-----	----	---

Alstott	146	548	3.8	32	5
---------	-----	-----	-----	----	---

Stecker	28	174	6.2	59	0
---------	----	-----	-----	----	---

Johnson, R.	14	73	5.2	21	0
-------------	----	----	-----	----	---

PASSING	ATT.	CMP.	YDS.	CMP%	YDS/ATT	TD	TD%	INT	INT%	LONG	SK/LOST	RTG
---------	------	------	------	------	---------	----	-----	-----	------	------	---------	-----

Johnson, B.	451	281	3,049	62.3	6.76	22	4.9	6	1.3	76t	21/121	92.9
-------------	-----	-----	-------	------	------	----	-----	---	-----	-----	--------	------

Johnson, R.	88	57	536	64.8	6.09	1	1.1	2	2.3	23	19/94	75.8
-------------	----	----	-----	------	------	---	-----	---	-----	----	-------	------

King	27	10	80	37.0	2.96	0	0.0	1	3.7	20	1/5	30.0
------	----	----	----	------	------	---	-----	---	-----	----	-----	------

Tupa	1	0	0	0.0	0.00	0	0.0	1	100.0	0	0/0	0.0
------	---	---	---	-----	------	---	-----	---	-------	---	-----	-----

BUCCANEERS	567	348	3,665	61.4	6.46	23	4.1	10	1.8	76t	41/220	86.3
------------	-----	-----	-------	------	------	----	-----	----	-----	-----	--------	------

OPPONENTS	510	259	2,785	50.8	5.46	10	2.0	31	6.1	52	43/295	48.4
-----------	-----	-----	-------	------	------	----	-----	----	-----	----	--------	------

Johnson, B.	13	30	2.3	6	0
-------------	----	----	-----	---	---

BUCCANEERS	414	1,557	3.8	59	6
------------	-----	-------	-----	----	---

OPPONENTS	410	1,554	3.8	85t	8
-----------	-----	-------	-----	-----	---

RECEIVING	NO.	YDS.	AVG.	LONG	TD
-----------	-----	------	------	------	----

Johnson, K.	76	1,088	14.3	76t	5
-------------	----	-------	------	-----	---

McCardell	61	670	11.0	65t	6
-----------	----	-----	------	-----	---

Pittman	59	477	8.1	64	0
---------	----	-----	-----	----	---

Jurevicius	37	423	11.4	26	4
------------	----	-----	------	----	---

Alstott	35	242	6.9	44t	2
---------	----	-----	-----	-----	---

Dilger	34	329	9.7	40	2
--------	----	-----	-----	----	---

Dudley	16	192	12.0	35t	3
--------	----	-----	------	-----	---

BUCCANEERS	348	3,665	10.5	76t	23
------------	-----	-------	------	-----	----

OPPONENTS	259	2,785	10.8	52	10
-----------	-----	-------	------	----	----

INTERCEPTIONS	NO.	YDS.	AVG.	LONG	TD
---------------	-----	------	------	------	----

Kelly	8	68	8.5	31	0
-------	---	----	-----	----	---

Brooks	5	218	43.6	97t	3
--------	---	-----	------	-----	---

Smith, D.	4	39	9.8	35	0
-----------	---	----	-----	----	---

Jackson	3	101	33.7	58	0
---------	---	-----	------	----	---

Lynch	3	0	0.0	0	0
-------	---	---	-----	---	---

Quarles	2	29	14.5	25t	1
---------	---	----	------	-----	---

Barber	2	9	4.5	9	0
--------	---	---	-----	---	---

Sapp	2	0	0.0	0	0
------	---	---	-----	---	---

Rice	1	30	30.0	30	0
------	---	----	------	----	---

Singleton	1	0	0.0	0	0
-----------	---	---	-----	---	---

BUCCANEERS	31	494	15.9	97t	4
------------	----	-----	------	-----	---

OPPONENTS	10	143	14.3	51t	3
-----------	----	-----	------	-----	---

TACKLES	SOLO	ASST.	TOTAL
---------	------	-------	-------

Brooks	117	53	170
--------	-----	----	-----

Quarles	84	75	159
---------	----	----	-----

Lynch	50	46	96
-------	----	----	----

Barber	71	24	95
--------	----	----	----

Singleton	54	35	89
-----------	----	----	----

SACKS		SPECIAL TEAM TACKLES	
-------	--	----------------------	--

Rice	15.5	Ivy	23
------	------	-----	----

Sapp	7.5	Smith, D	20
------	-----	----------	----

Wymms	5.5	Stecker	19
-------	-----	---------	----

Spires	3.5	Webster	16
--------	-----	---------	----

Barber	3.0	Yoder	15
--------	-----	-------	----

BUCCANEERS	43.0		
------------	------	--	--

OPPONENTS	41.0		
-----------	------	--	--

PUNTING	NO.	YDS.	AVG.	NET	TB	IN20	LG	BK
---------	-----	------	------	-----	----	------	----	----

Tupa	90	3,856	42.8	35.4	12	30	71	0
------	----	-------	------	------	----	----	----	---

Gramatica	1	23	23.0	23.0	0	1	23	0
-----------	---	----	------	------	---	---	----	---

BUCCANEERS	91	3,879	42.6	35.2	12	31	71	0
------------	----	-------	------	------	----	----	----	---

OPPONENTS	99	4,400	44.4	37.3	14	29	75	0
-----------	----	-------	------	------	----	----	----	---

PUNT RETURNS	RET.	FC	YDS.	AVG.	LONG	TD
--------------	------	----	------	------	------	----

Williams	43	20	410	9.5	56t	1
----------	----	----	-----	-----	-----	---

Jackson	1	0	20	20.0	21	0
---------	---	---	----	------	----	---

BUCCANEERS	44	20	430	9.8	56t	1
------------	----	----	-----	-----	-----	---

OPPONENTS	42	5	433	10.3	56	0
-----------	----	---	-----	------	----	---

KICKOFF RETURNS	NO.	YDS.	AVG.	LONG	TD
-----------------	-----	------	------	------	----

Stecker	37	934	25.2	67	0
---------	----	-----	------	----	---

Smith, D.	4	93	23.3	25	0
-----------	---	----	------	----	---

Williams	3	49	16.3	23	0
----------	---	----	------	----	---

Yoder	1	9	9.0	9	0
-------	---	---	-----	---	---

BUCCANEERS	45	1,085	24.1	67	0
------------	----	-------	------	----	---

OPPONENTS	72	1,567	21.8	91	0
-----------	----	-------	------	----	---

USUAL STARTING LINEUP	OFFENSE:	DEFENSE:
-----------------------	----------	----------

WR	87	Keenan McCardell	LE	94	Greg Spires
----	----	------------------	----	----	-------------

LT	72	Roman Oben	NT	92	Anthony McFarland
----	----	------------	----	----	-------------------

LG	71	Kerry Jenkins	DT	99	Warren Sapp
----	----	---------------	----	----	-------------

C	62	Jeff Christy	RE	97	Simeon Rice
---	----	--------------	----	----	-------------

RG	60	Cosey Coleman	SLB	51	A. Singleton
----	----	---------------	-----	----	--------------

RT	67	Kenyon Walker	MLB	53	Shelton Quarles
----	----	---------------	-----	----	-----------------

TE	85	Ken Dilger	WLB	55	Derrick Brooks
----	----	------------	-----	----	----------------

WR	19	Keyshawn Johnson	LCB	25	Brian Kelly
----	----	------------------	-----	----	-------------

QB	14	Brad Johnson	RCB	20	Ronde Barber
----	----	--------------	-----	----	--------------

FB	40	Mike Alstott	SS	47	John Lynch
----	----	--------------	----	----	------------

RB	32	Michael Pittman	FS	34	Dexter Jackson
----	----	-----------------	----	----	----------------

DATE	W/L	SCORE	OPPONENT	ATT.
9/8	W	17-0	at Philadelphia	67,772
9/14	L	9-12 (ot)	CAROLINA	65,621
9/21	W	31-10	at Atlanta	70,871
10/6	L	35-38 (ot)	INDIANAPOLIS	65,647
10/12	W	35-13	at Washington	85,490
10/19	L	7-24	at San Francisco	67,809
10/26	W	16-0	DALLAS	65,602
11/2	L	14-17	NEW ORLEANS	65,524
11/9	L	24-27	at Carolina	73,345
11/16	L	13-20	GREEN BAY	65,614
11/24	W	19-13	N.Y. GIANTS	65,648
11/30	L	10-17	at Jacksonville	60,543
12/7	W	14-7	at New Orleans	68,442
12/14	W	16-3	HOUSTON	65,124
12/20	L	28-30	ATLANTA	65,572
12/28	L	13-33	at Tennessee	68,809

	BUCS	OPP
TOTAL FIRST DOWNS	307	249
Rushing	86	89
Passing	190	140
Penalty	31	20
3rd Down: Made/Att.	78/220 (35.5%)	68/214 (31.8%)
4th Down: Made/Att.	8/15 (53.3%)	7/18 (38.9%)
POSSESSION AVG.	31:36	28:24
TOTAL NET YARDS	5,453	4,466
Avg. Per Game	340.8	279.1
Total Plays	1,036	962
Avg. Per Play	5.3	4.6
NET YARDS RUSHING	1,648	1,756
Avg. Per Game	103.0	109.8
Total Rushes	421	451
NET YARDS PASSING	3,805	2,710
Avg. Per Game	237.8	169.4
Sacked/Yards Lost	23/136	36/234
Gross Yards	3,941	2,944
Att./Completions	592/369	475/274
Completion Pct.	62.3	57.7
Had Intercepted	22	20
PUNTS/AVERAGE	83/43.3	82/43.4
NET PUNTING AVERAGE	35.9	38.0
PENALTIES/YARDS	117/1104	104/817
FUMBLES/FUMBLES LOST	23/9	29/13
TOUCHDOWNS	36	27
Rushing	5	6
Passing	27	16
Returns	4	5

BY QUARTERS	1	2	3	4	OT	TOT
BUCCANEERS	34	105	60	102	0	301
OPPONENTS	50	83	56	69	6	264

SCORING	TD	R	P	RT	PAT	2-PT.	FG	S	PTS
Gramatica	0	0	0	0	33-34	0	16-26	0	81
McCardell	9	0	8	1	0-0	0	0-0	0	54
Johnson, K.	3	0	3	0	0-0	0	0-0	0	18
Jones	3	3	0	0	0-0	0	0-0	0	18
Alstott	2	2	0	0	0-0	0	0-0	0	12
Jurevicius	2	0	2	0	0-0	0	0-0	0	12
Lee	2	0	2	0	0-0	0	0-0	0	12
Pittman	2	0	2	0	0-0	0	0-0	0	12
Sapp	2	0	2	0	0-0	0	0-0	0	12
Yoder	2	0	2	0	0-0	0	0-0	0	12
BUCCANEERS	36	5	27	4	33-34	1-2	16-26	1	301
OPPONENTS	27	6	16	5	27-27	0-0	25-34	0	264

FIELD GOALS	1/19	20/29	30/39	40/49	50+	LONG
Gramatica	0-0	9-9	3-6	3-8	1-3	50
BUCCANEERS	0-0	9-9	3-6	3-8	1-3	50
OPPONENTS	0-0	8-8	11-14	5-10	1-2	51

RUSHING	NO.	YDS.	AVG.	LONG	TD
Pittman	187	751	4.0	17	0
Jones	137	627	4.6	61	3
Stecker	37	125	3.4	15	0
Alstott	27	77	2.9	29	2
Johnson, B.	25	33	1.3	13	0

BUCCANEERS	421	1,648	3.9	61	5
OPPONENTS	451	1,756	3.9	47	6

RECEIVING	NO.	YDS.	AVG.	LONG	TD
McCardell	84	1,174	14.0	76t	8
Pittman	75	597	8.0	68t	2
Johnson, K.	45	600	13.3	39t	3
Lee	33	432	13.1	72	2
Jones	24	180	7.5	29	0
Dilger	22	244	11.1	48	1
Cook	20	120	6.0	19	1
Jurevicius	12	118	9.8	22	2

BUCCANEERS	369	3,941	10.7	76t	27
OPPONENTS	274	2,944	10.7	75t	16

INTERCEPTIONS	NO.	YDS.	AVG.	LONG	TD
Smith, D.	5	3	0.6	3	0
Brooks	2	56	28.0	44t	1
Barber	2	53	26.5	29t	1
Wansley	2	38	19.0	23t	1
Lynch	2	18	9.0	18	0
Rice	2	12	6.0	12	0

BUCCANEERS	NO.	YDS.	AVG.	LONG	TD
BUCCANEERS	20	229	11.5	44t	3
OPPONENTS	22	394	17.9	73t	4

TACKLES	SOLO	ASST.	TOTAL
Brooks	98	53	151
Barber	86	25	111
Quarles	68	42	110
Lynch	60	35	95
Smith, D.	65	20	85

SACKS	NO.	YDS.	AVG.	LONG	TD
Rice	15.0	Ivy			16
Sapp	5.0	Stecker			13
Spires	3.5	Rudd			12
McFarland	2.5	Phillips			12
Wynms	2.0	Wansley			11
Darby	2.0	Smith, D.			11

BUCCANEERS	36.0				
OPPONENTS	23.0				

PUNTING	NO.	YDS.	AVG.	NET	TB	IN20	LG	BK
Tupa	83	3,590	43.3	35.9	6	26	60	0
BUCCANEERS	83	3,590	43.3	35.9	6	26	60	0
OPPONENTS	82	3,559	43.4	38.0	10	22	58	1

PUNT RETURNS	RET.	FC	YDS.	AVG.	LONG	TD
Williams	15	10	110	7.3	19	0
Barlow	12	6	58	4.8	17	0
Wansley	8	2	74	9.3	12	0
BUCCANEERS	35	18	242	6.9	19	0
OPPONENTS	39	12	489	12.5	52	0

KICKOFF RETURNS	NO.	YDS.	AVG.	LONG	TD
Stecker	25	520	20.8	44	0
Jones	17	271	15.9	25	0
Barlow	10	221	22.1	32	0
BUCCANEERS	55	1,042	18.9	44	0
OPPONENTS	59	1,393	23.6	90	0

USUAL STARTING LINEUP			
OFFENSE:		DEFENSE:	
WR	87 Keenan McCardell	LE	94 Greg Spires
LT	72 Roman Oben	NT	92 Anthony McFarland
LG	71 Kerry Jenkins	DT	99 Warren Sapp
C	76 John Wade	RE	97 Simeon Rice
RG	60 Cosey Coleman	SLB	56 Ryan Nece
TE	67 Kenyatta Walker	MLB	53 Shelton Quarles
RT	85 Ken Dilger	WLB	55 Derrick Brooks
WR	19 Keyshawn Johnson	LCB	20 Ronde Barber
QB	14 Brad Johnson	RCB	31 Tim Wansley
FB	43 Jameel Cook	SS	47 John Lynch
RB	32 Michael Pittman	FS	26 Dwight Smith

PASSING	ATT.	CMP.	YDS.	CMP%	YDS/ATT	TD	TD%	INT	INT%	LONG	SK/LOST	RTG
Johnson, B.	570	354	3,811	62.1	6.69	26	4.6	21	3.7	76t	20/111	81.5
King, S.	22	15	130	68.2	5.91	1	4.5	1	4.5	20	3/25	79.7
BUCCANEERS	592	369	3,941	62.3	6.66	27	4.6	22	3.7	76t	23/136	81.5
OPPONENTS	475	274	2,944	57.7	6.20	16	3.4	20	4.2	75t	36/234	69.7

DATE	W/L	SCORE	OPPONENT	ATT.
9/12	L	10-16	at Washington	90,098
9/19	L	6-10	SEATTLE	65,089
9/26	L	20-30	at Oakland	60,874
10/3	L	13-16	DENVER	65,341
10/10	W	20-17	at New Orleans	64,900
10/18	L	21-28	at St. Louis	66,040
10/24	W	19-7	CHICAGO	65,550
11/7	W	34-31	KANSAS CITY	65,495
11/14	L	14-24	at Atlanta	70,810
11/21	W	35-3	SAN FRANCISCO	65,234
11/28	L	14-21	at Carolina	73,124
12/5	W	27-0	ATLANTA	65,556
12/12	L	24-31	at San Diego	65,858
12/19	L	17-21	NEW ORLEANS	65,075
12/26	L	20-37	CAROLINA	65,380
1/2	L	7-12	at Arizona	31,650

	BUCS	OPP
TOTAL FIRST DOWNS	271	258
Rushing	74	101
Passing	175	131
Penalty	22	26
3rd Down: Made/Att.	75/199 (37.7%)	77/218 (35.3%)
4th Down: Made/Att.	4/6 (66.7%)	3/8 (37.5%)
POSSESSION AVG.	29:43	30:17
TOTAL NET YARDS	4,963	4,552
Avg. Per Game	310.2	284.5
Total Plays	949	961
Avg. Per Play	5.2	4.7
NET YARDS RUSHING	1,489	1,973
Avg. Per Game	93.1	123.3
Total Rushes	393	480
NET YARDS PASSING	3,474	2,579
Avg. Per Game	217.1	161.2
Sacked/Yards Lost	44/299	45/264
Gross Yards	3,773	2,843
Att./Completions	512/340	436/247
Completion Pct.	66.4	56.7
Had Intercepted	18	16
PUNTS/AVERAGE	83/41.8	87/44.4
NET PUNTING AVERAGE	36.8	40.2
PENALTIES/YARDS	117/916	112/897
FUMBLES/FUMBLES LOST	32/18	21/11
TOUCHDOWNS	37	35
Rushing	9	8
Passing	24	21
Returns	4	6

BY QUARTERS	1	2	3	4	OT	TOT
BUCCANEERS	48	101	83	69	0	301
OPPONENTS	68	91	69	76	0	304

SCORING	TD	R	P	RT	PAT	2-PT.	FG	S	PTS
Pittman	10	7	3	0	0-0	0	0-0	0	60
Gramatica	0	0	0	0	21-22	0	11-19	0	54
Clayton	7	0	7	0	0-0	0	0-0	0	42
Galloway	6	0	5	1	0-0	0	0-0	0	36
Taylor	0	0	0	0	11-11	0	4-5	0	23
Dilger	3	0	3	0	0-0	1	0-0	0	20
Alstott	2	2	0	0	0-0	0	0-0	0	12
Barber	2	0	0	2	0-0	0	0-0	0	12
Jurevicius	2	0	2	0	0-0	0	0-0	0	12
BUCCANEERS	37	9	24	4	32-33	1-4	15-24	0	301
OPPONENTS	35	8	21	6	34-35	0-0	20-31	0	304

FIELD GOALS	1-19	20-29	30-39	40-49	50+	LG
Gramatica	0-0	6-7	3-6	1-5	1-1	53
Taylor	0-0	0-0	2-3	1-1	1-1	50
BUCCANEERS	0-0	6-7	5-9	2-6	2-2	53
OPPONENTS	0-0	4-4	5-8	6-8	1-5	50

PASSING	ATT.	CMP.	YDS.	CMP%	YDS/ATT
Griese	336	233	2,632	69.3	7.83
Johnson, B.	103	65	674	63.1	6.54
Simms	73	42	467	57.5	6.40
BUCCANEERS	512	340	3,773	66.4	7.37
OPPONENTS	436	247	2,843	56.7	6.52

RUSHING	NO.	YDS.	AVG.	LONG	TD
Pittman	219	926	4.2	78t	7
Alstott	67	230	3.4	32	2
Garner	30	111	3.7	25	0
Graham	13	73	5.6	13	0
Clayton	5	30	6.0	15	0
Smart	2	26	13.0	25	0

BUCCANEERS	NO.	YDS.	AVG.	LONG	TD
OPPONENTS	393	1,489	3.8	78t	9
	480	1,973	4.1	64t	8

RECEIVING	NO.	YDS.	AVG.	LONG	TD
Clayton	80	1,193	14.9	75t	7
Pittman	41	391	9.5	68	3
Dilger	39	345	8.8	45t	3
Galloway	33	416	12.6	36t	5
Alstott	29	202	7.0	20	0
Jurevicius	27	333	12.3	42t	2
Brown	24	200	8.3	21	1

BUCCANEERS	NO.	YDS.	AVG.	LONG	TD
OPPONENTS	340	3,773	11.1	75t	24
	247	2,843	11.5	79t	21

INTERCEPTIONS	NO.	YDS.	AVG.	LONG	TD
Kelly	4	101	25.3	75	0
Barber	3	23	7.7	23	0
D. Smith	3	13	4.3	13	0
Cox	1	55	55.0	55t	1
Gold	1	31	31.0	31	0
Brooks	1	3	3.0	3	0

BUCCANEERS	NO.	YDS.	AVG.	LONG	TD
OPPONENTS	16	239	14.9	75	1
	18	328	18.2	46t	4

TACKLES	SOLO	ASST.	TOTAL
Brooks	133	39	172
Quarles	91	72	163
Gold	70	50	120
Barber	84	27	111
Smith, D.	83	21	104

SACKS	NO.	YDS.	AVG.	LONG	TD
Rice	12.0	Burns		23	
Spikes	8.0	Howell		19	
White	6.0	Ivy		17	
Ahanotu	3.5	Nece		16	
Quarles	3.5	Gooch		15	
Barber	3.0	Cooper		11	
Brooks	3.0	Allen		8	
McFarland	3.0	Barber		6	

BUCCANEERS	NO.	YDS.	AVG.	NET	TB	IN20	LG	BK
OPPONENTS	45.0	34.72	42.3	36.8	7	23	60	1
	44.0	34.72	41.8	36.8	7	23	60	1

PUNTING	NO.	YDS.	AVG.	NET	TB	IN20	LG	BK
Bidwell	82	3,472	42.3	36.8	7	23	60	1
BUCCANEERS	83	3,472	41.8	36.8	7	23	60	1
OPPONENTS	87	3,867	44.4	40.2	8	34	81	0

PUNT RETURNS	RET.	FC	YDS.	AVG.	LONG	TD
Galloway	20	8	142	7.1	59t	1
Brown	6	12	48	8.0	14	0

BUCCANEERS	RET.	FC	YDS.	AVG.	LONG	TD
OPPONENTS	33	22	213	6.5	59t	1
	31	24	279	9.0	53	0

KICKOFF RETURNS	NO.	YDS.	AVG.	LONG	TD
Cox	33	866	26.2	59	0
Murphy	8	208	26.0	54	0
Smart	8	167	20.9	27	0

BUCCANEERS	NO.	YDS.	AVG.	LONG	TD
OPPONENTS	60	1,450	24.2	59	0
	58	1,315	22.7	98t	1

USUAL STARTING LINEUP			
OFFENSE:		DEFENSE:	
WR	80 Michael Clayton	LE	94 Greg Spires
LT	70 Derrick Deese	NT	91 Chartric Darby
LG	78 Matt Stinchcomb	DT	92 Anthony McFarland
C	76 John Wade/79 Sean Mahan	RE	97 Simeon Rice
RG	60 Cosey Coleman	SLB	52 Ian Gold
RT	67 Kenyatta Walker	MLB	53 Shelton Quarles
TE	85 Ken Dilger	WLB	55 Derrick Brooks
WR	84 Joey Galloway	LCB	20 Ronde Barber
QB	8 Brian Griese	RCB	25 Brian Kelly
FB	40 Mike Alstott	SS	26 Dwight Smith
RB	32 Michael Pittman	FS	23 Jermaine Phillips

PASSING	ATT.	CMP.	YDS.	CMP%	YDS/ATT	TD	TD%	INT	INT%	LONG	SK/LOST	RTG
Griese	336	233	2,632	69.3	7.83	20	6.0	12	3.6	68	26/169	97.5
Johnson, B.	103	65	674	63.1	6.54	3	2.9	3	2.9	54	8/55	79.5
Simms	73	42	467	57.5	6.40	1	1.4	3	4.1	75t	10/75	64.1
BUCCANEERS	512	340	3,773	66.4	7.37	24	4.7	18	3.5	75t	44/299	89.1
OPPONENTS	436	247	2,843	56.7	6.52	21	4.8	16	3.7	79t	45/264	77.2

DATE	W/L	SCORE	OPPONENT	ATT.
9/11	W	24-13	at Minnesota	63,939
9/18	W	19-3	BUFFALO	64,777
9/25	W	17-16	at Green Bay	70,518
10/2	W	17-13	DETROIT	64,994
10/9	L	12-14	at N.Y. Jets	77,852
10/16	W	27-13	MIAMI	65,168
10/30	L	10-15	at San Francisco	63,358
11/6	L	14-34	CAROLINA	65,014
11/13	W	36-35	WASHINGTON	65,421
11/20	W	30-27	at Atlanta	70,794
11/27	L	10-13	CHICAGO	65,506
12/4	W	10-3	at New Orleans	34,411
12/11	W	20-10	at Carolina	73,467
12/17	L	0-28	at New England	68,756
12/24	W	27-24	ATLANTA	65,482
1/1	W	27-13 (ot)	NEW ORLEANS	65,379

## PLAYOFFS

1/7	L	10-17	WASHINGTON	65,514
-----	---	-------	------------	--------

	BUCS	OPP
TOTAL FIRST DOWNS	268	254
Rushing	83	75
Passing	161	148
Penalty	24	31
3rd Down: Made/Att.	87/221 (39.4%)	75/214 (35.0%)
4th Down: Made/Att.	4/7 (57.1%)	7/18 (38.9%)
POSSESSION AVG.	30:45	29:15
TOTAL NET YARDS	4,716	4,444
Avg. Per Game	294.8	277.8
Total Plays	985	950
Avg. Per Play	4.8	4.7
NET YARDS RUSHING	1,826	1,515
Avg. Per Game	114.1	94.7
Total Rushes	457	438
NET YARDS PASSING	2,890	2,929
Avg. Per Game	180.6	183.1
Sacked/Yards Lost	41/281	36/229
Gross Yards	3,171	3,158
Att./Completions	487/303	476/275
Completion Pct.	62.2	57.8
Had Intercepted	14	17
PUNTS/AVERAGE	90/45.6	80/43.9
NET PUNTING AVERAGE	37.5	36.7
PENALTIES/YARDS	131/1085	108/830
FUMBLES/FUMBLES LOST	16/9	25/13
TOUCHDOWNS	33	28
Rushing	13	10
Passing	17	15
Returns	3	3

BY QUARTERS	1	2	3	4	OT	TOT
BUCCANEERS	64	103	48	82	3	300
OPPONENTS	50	100	57	67	0	274

SCORING	TD	R	P	RT	PAT	2-PT.	FG	S	PTS
Bryant, M.	0	0	0	0	31-31	0	21-25	0	94
Galloway	10	0	10	0	0-0	0	0-0	0	60
Alstott	7	6	1	0	0-0	1	0-0	0	44
Williams	6	6	0	0	0-0	0	0-0	0	36
Pittman	2	1	1	0	0-0	0	0-0	0	12
Smith	2	0	2	0	0-0	0	0-0	0	12
BUCCANEERS	33	13	17	3	32-32	1-1	22-27	1	300
OPPONENTS	28	10	15	3	26-27	1-1	26-33	0	274

FIELD GOALS	1-19	20-29	30-39	40-49	50+	LG
Bryant	0-0	2-4	8-8	10-11	1-2	50
France	0-0	1-1	0-0	0-1	0-0	28
BUCCANEERS	0-0	3-5	7-8	10-12	1-2	50
OPPONENTS	0-0	9-10	8-8	8-12	2-3	53

RUSHING	NO	YDS	AVG	LG	TD
Williams	290	1,178	4.1	71t	6
Pittman	70	436	6.2	64	1
Graham	28	83	3.0	16	0
Alstott	34	80	2.4	9	6
Simms	19	31	1.6	10	0
Griese	13	12	0.9	7	0
Galloway	2	4	2.0	4	0
Clayton	1	2	2.0	2	0
BUCCANEERS	457	1,826	4.0	71t	13
OPPONENTS	438	1,515	3.5	31	10

PASSING	ATT.	CMP.	YDS.	CMP%	YDS/ATT	TD	TD%	INT	INT%	LONG	SK/LOST	RTG
Simms	313	191	2,035	61.4	6.50	10	3.2	7	2.2	78t	29/205	81.4
Griese	174	112	1,136	64.0	6.53	7	4.0	7	4.0	80t	12/76	79.6
BUCCANEERS	487	303	3,171	62.2	6.51	17	3.5	14	2.9	80t	41/281	80.7
OPPONENTS	476	275	3,158	57.8	6.63	15	3.2	17	3.6	62	36/229	73.5

RECEIVING	NO	YDS	AVG	LG	TD
Galloway	83	1,287	15.5	80t	10
Smith	41	367	9.0	24	2
Pittman	36	300	8.3	41t	1
Hilliard	35	282	8.1	22	1
Clayton	32	372	11.6	41	0
Alstott	25	222	8.9	24	1
Williams	20	81	4.1	15	0
Becht	16	112	7.0	17	0
Cook	7	43	6.1	11	1
Shepherd	6	103	17.2	46	1
Moore	1	5	5.0	5	0
Simms	1	-3	-3.0	-3	0

BUCCANEERS	303	3,171	10.5	80t	17
OPPONENTS	275	3,158	11.5	62	15

INTERCEPTIONS	NO	YDS	AVG	LG	TD
Barber	5	105	21.0	42	0
Kelly	4	19	4.8	14	0
Allen	3	26	8.7	26	0
Bolden	2	46	23.0	28	0
Jackson	1	21	21.0	21	0
Rice	1	6	6.0	6	0
Brooks	1	0	0.0	0	0

BUCCANEERS	17	223	13.1	42	0
OPPONENTS	14	480	34.3	88t	2

TACKLES	SOLO	ASST.	TOTAL
Quarles	114	82	196
Brooks	110	64	174
Barber	98	22	120
Nece	48	56	104
Phillips	60	25	85

SACKS		SPECIAL TEAM TACKLES	
Rice	14.0	Pearson	25
Spires	4.0	Cook	23
Brooks	3.0	Cox	19
White	3.0	Ruud	18
Barber	2.0	Graham	18
McFarland	2.0	Cooper	16
Nece	2.0	Nece	15
Wymms	2.0	Allen	14

BUCCANEERS	36.0		
OPPONENTS	41.0		

PUNTING	NO	YDS	AVG	NET	TB	IN20	LG	BK
Bidwell	90	4,101	45.6	37.5	13	24	61	0
BUCCANEERS	90	4,101	45.6	37.5	13	24	61	0
OPPONENTS	80	3,509	43.9	36.7	4	18	62	0

PUNT RETURNS	RET	FC	YDS	AVG	LONG	TD
Jones	51	18	492	9.6	31	0

BUCCANEERS	51	18	492	9.6	31	0
OPPONENTS	49	16	466	9.5	44	0

KICKOFF RETURNS	RET	YDS	AVG	LONG	TD
Cox	24	464	19.3	30	0
Shepherd	20	414	20.7	30	0
Jones	5	95	19.0	24	0
Graham	4	74	18.5	22	0
Pittman	3	85	28.3	37	0
Smith	1	12	12.0	12	0
Alstott	1	2	2.0	2	0
Bradley	1	2	2.0	2	0

BUCCANEERS	59	1,148	19.5	37	0
OPPONENTS	63	1,368	21.7	94t	1

USUAL STARTING LINEUP			
OFFENSE:		DEFENSE:	
WR	80 Michael Clayton	LE	94 Greg Spires
LT	69 Anthony Davis	NT	95 Chris Hovan
LG	72 Dan Buenning	DT	92 Anthony McFarland
C	76 John Wade	RE	97 Simeon Rice
RG	79 Sean Mahan	SLB	56 Ryan Nece
RT	67 Kennyatta Walker	MLB	53 Shelton Quarles
TE	88 Anthony Becht	WLB	55 Derrick Brooks
WR	84 Joey Galloway	LCB	25 Brian Kelly
QB	2 Chris Simms	RCB	20 Ronde Barber
FB/TE	40 Mike Alstott/	SS	23 Jermaine Phillips
	81 Alex Smith	FS	34 Dexter Jackson
RB	24 Camell Williams		

DATE	W/L	SCORE	OPPONENT	ATT.
9/10	L	0-27	BALTIMORE	65,087
9/17	L	3-14	at Atlanta	70,828
9/24	L	24-26	CAROLINA	65,423
10/8	L	21-24	at New Orleans	68,183
10/15	W	14-13	CINCINNATI	65,732
10/22	W	23-21	PHILADELPHIA	65,808
10/29	L	3-17	at N.Y. Giants	78,647
11/5	L	14-31	NEW ORLEANS	65,561
11/13	L	10-24	at Carolina	73,573
11/19	W	20-17	WASHINGTON	65,699
11/23	L	10-38	at Dallas	63,183
12/3	L	3-20	at Pittsburgh	59,843
12/10	L	6-17	ATLANTA	65,691
12/17	L	31-34 (ot)	at Chicago	62,260
12/24	W	22-7	at Cleveland	69,603
12/31	L	7-23	SEATTLE	65,660

	BUCS	OPP
TOTAL FIRST DOWNS	237	300
Rushing	82	108
Passing	133	174
Penalty	22	18
3rd Down: Made/Att	82/222 (36.9%)	82/217 (37.8%)
4th Down: Made/Att	4/16 (25.0%)	5/12 (41.7%)
POSSESSION AVG.	28:06	31:54
TOTAL NET YARDS	4,321	5,271
Avg. Per Game	270.1	329.4
Total Plays	972	1,015
Avg. Per Play	4.4	5.2
NET YARDS RUSHING	1,523	1,917
Avg. Per Game	95.2	119.8
Total Rushes	404	497
NET YARDS PASSING	2,798	3,354
Avg. Per Game	174.9	209.6
Sacked/Yards Lost	33/196	25/166
Gross Yards	2,994	3,520
Att./Completions	535/296	493/301
Completion Pct.	55.3	61.1
Had Intercepted	18	11
PUNTS/AVERAGE	93/43.5	81/41.6
NET PUNTING AVG.	93/36.8	81/35.3
PENALTIES/YARDS	87/732	83/658
FUMBLES/BALL LOST	27/14	25/9
TOUCHDOWNS	23	41
Rushing	6	11
Passing	14	26
Returns	3	4

BY QUARTERS	1	2	3	4	OT	TOT
BUCCANEERS	30	53	58	70	0	211
OPPONENTS	82	89	95	84	3	353

SCORING	TD	R	P	RT	PAT	2-PT.	FG	S	PTS
M. Bryant	0	0	0	0	22-23	0	17-22	0	73
Galloway	7	0	7	0	0-0	0	0-0	0	42
Alstott	3	3	0	0	0-0	0	0-0	0	18
Smith	3	0	3	0	0-0	0	0-0	0	18
Barber	2	0	0	2	0-0	0	0-0	0	12
Hilliard	2	0	2	0	0-0	0	0-0	0	12
BUCCANEERS	23	6	14	3	22-23	0	17-22	0	211
OPPONENTS	41	11	26	4	41-41	0	22-30	0	353

FIELD GOALS	1-19	20-29	30-39	40-49	50+	LG
M. Bryant	0-0	8-8	3-3	5-9	1-2	62
BUCCANEERS	0-0	8-8	3-3	5-9	1-2	62
OPPONENTS	0-0	7-7	6-12	6-7	3-4	51

RUSHING	NO	YDS	AVG	LG	TD
C. Williams	225	798	3.5	38	1
Pittman	50	245	4.9	32	1
Alstott	60	171	2.9	17	3
Gradkowski	41	161	3.9	14	0
Graham	11	9	5.4	17	0
Clayton	5	41	8.2	27	0
Stovall	2	29	14.5	18	0
Galloway	2	9	4.5	7	0
BUCCANEERS	404	1,523	3.8	38	6
OPPONENTS	497	1,917	3.9	57	11

PASSING	ATT.	CMP.	YDS.	CMP%	YDS/ATT	TD	TD%	INT	INT%	LONG	SK/LOST	RTG
Gradkowski	328	177	1,661	54.0	5.06	9	2.7	9	2.7	53	25/146	65.9
Simms	106	58	585	54.7	5.52	1	0.9	7	6.6	55	4/32	46.3
Rattay	101	61	748	60.4	7.41	4	4.0	2	2.0	64t	4/18	88.2
BUCCANEERS	535	296	2,994	55.3	5.60	14	2.6	18	3.4	64t	33/196	66.2
OPPONENTS	493	301	3,520	61.1	7.14	26	5.3	11	2.2	52t	25/166	91.0

RECEIVING	NO	YDS	AVG	LG	TD
Galloway	62	1,057	17.0	64t	7
Pittman	47	405	8.6	25	0
Smith	35	250	7.1	27	3
Hilliard	34	339	10.0	44t	2
Clayton	33	356	10.8	27	1
C. Williams	30	196	6.5	21	0
Alstott	21	85	4.0	18	0
Becht	18	115	6.4	13	1
Stovall	7	102	14.6	27	0
Warren	5	63	12.6	26	0
BUCCANEERS	296	2,994	10.1	64t	14
OPPONENTS	301	3,520	11.7	52t	26

INTERCEPTIONS	NO	YDS	AVG	LG	TD
Barber	3	103	34.3	66t	2
Brooks	3	51	17.0	21t	1
Phillips	2	45	22.5	29	0
Buchanon	2	0	0.0	0	0
Bolden	1	27	27.0	27	0
BUCCANEERS	11	226	20.5	66t	3
OPPONENTS	18	280	15.6	60t	1

TACKLES	SOLO	ASST.	TOTAL
Brooks	98	52	150
Quarles	70	66	136
Phillips	87	37	124
Barber	83	25	108
Nece	52	41	93

SACKS		SPECIAL TEAM TACKLES	
Spires	5.0	Cox	20
White	5.0	Graham	20
Wyms	5.0	Adams	19
Quarles	2.5	Cash	17
Hovan	2.0	Mallard	15

BUCCANEERS	25.0
OPPONENTS	33.0

PUNTING	NO	YDS	AVG	NET	TB	IN20	LG	BK
Bidwell	93	4,045	43.5	36.8	7	20	59	0
BUCCANEERS	93	4,045	43.5	36.8	7	20	59	0
OPPONENTS	81	3,373	41.6	35.3	8	25	58	0

PUNT RETURNS	RET	FC	YDS	AVG	LONG	TD
Hilliard	24	3	163	6.8	16	0
Jones	20	4	155	7.8	18	0
Buchanon	6	2	16	2.7	8	0
BUCCANEERS	54	9	353	6.5	18	0
OPPONENTS	50	16	487	9.7	65t	1

KICKOFF RETURNS	RET	YDS	AVG	LONG	TD
Pittman	39	867	22.2	37	0
Cox	18	387	21.5	44	0
BUCCANEERS	61	1,307	21.4	44	0
OPPONENTS	46	846	18.4	34	0

USUAL STARTING LINEUP			
OFFENSE:		DEFENSE:	
WR	80 Michael Clayton	LE	94 Greg Spires
LT	69 Anthony Davis	NT	95 Chris Hovan
LG	79 Sean Mahan/	DT	96 Ellis Wymys
	72 Dan Buening	RE	97 Simeon Rice/
C	76 John Wade		90 Dewayne White
RG	75 Davin Joseph	OLB	56 Ryan Nece
RT	65 Jeremy Trueblood	MLB	53 Shelton Quarles
TE	88 Anthony Becht	OLB	55 Derrick Brooks
WR	84 Joey Galloway	LCB	21 Juran Bolden
QB	7 Bruce Gradkowski	RCB	20 Ronde Barber
FB	40 Mike Alstott	SS	23 Jermaine Phillips
RB	24 Carnell Williams	FS	26 Will Allen



DATE	W/L	SCORE	OPPONENT	ATT.
09/09	L	6-20	at Seattle	68,044
09/16	W	31-14	NEW ORLEANS	65,178
09/23	W	24-3	ST. LOUIS	65,267
09/30	W	20-7	at Carolina	73,707
10/07	L	14-33	at Indianapolis	57,202
10/14	W	13-10	TENNESSEE	65,347
10/21	L	16-23	at Detroit	60,442
10/28	L	23-24	JACKSONVILLE	65,133
11/04	W	17-10	ARIZONA	65,267
11/18	W	31-7	at Atlanta	69,480
11/25	W	19-13	WASHINGTON	65,596
12/02	W	27-23	at New Orleans	70,009
12/09	L	14-28	at Houston	70,237
12/16	W	37-3	ATLANTA	65,133
12/23	L	19-21	at San Francisco	68,193
12/30	L	23-31	CAROLINA	65,609

## PLAYOFFS

1/6	L	14-24	N.Y. GIANTS	65,621
-----	---	-------	-------------	--------

	BUCS	OPP
TOTAL FIRST DOWNS	281	258
Rushing	98	93
Passing	162	158
Penalty	21	7
3rd Down: Made/Att	82/123 (38.5%)	92/224 (41.1%)
4th Down: Made/Att	5/13 (38.5%)	9/16 (56.3%)
POSSESSION AVG.	30:27	29:33
TOTAL NET YARDS	5,229	4,454
Avg. Per Game	326.8	278.4
Total Plays	975	977
Avg. Per Play	5.4	4.6
NET YARDS RUSHING	1,872	1,726
Avg. Per Game	117.0	107.9
Total Rushes	449	454
NET YARDS PASSING	3,357	2,728
Avg. Per Game	209.8	170.5
Sacked/Yards Lost	36/222	33/207
Gross Yards	3,579	2,935
Att./Completions	490/316	490/297
Completion Pct.	64.5	60.6
Had Intercepted	8	16
PUNTS/AVERAGE	78/43.4	83/43.5
NET PUNTING YARD	78/37.2	83/38.3
PENALTIES/YARDS	81/614	86/706
FUMBLES/BALL LOST	18/12	31/19
TOUCHDOWNS	36	32
Rushing	15	11
Passing	18	18
Returns	3	3

BY QUARTERS	1	2	3	4	OT	TOT
BUCCANEERS	84	109	72	69	0	334
OPPONENTS	51	66	55	98	0	270

SCORING	TD	R	P	RT	PAT	2-PT.	FG	S	PTS
Bryant	0	0	0	0	34/34	0	28/33	0	118
Graham	10	10	0	0	0-0	0	0-0	0	60
Galloway	6	0	6	0	0-0	0	0-0	0	36
Stevens	4	0	4	0	0-0	0	0-0	0	24
A. Smith	3	0	3	0	0-0	0	0-0	0	18
Williams	3	3	0	0	0-0	0	0-0	0	18
BUCCANEERS	36	15	18	3	34/34	0	28/33	0	334
OPPONENTS	32	11	18	3	31/32	0	15/18	1	270

RUSHING	NO	YDS	AVG	LG	TD
Graham	222	898	4.0	28t	10
Pittman	68	286	4.2	29	0
M. Bennett	41	189	4.6	28	1
Williams	54	208	3.9	20	3
McCown	12	117	9.8	31	0
Garcia	35	116	3.3	21	1
Clayton	5	22	4.4	20	0
Gradkowski	7	20	2.9	13	0
Darby	2	9	4.5	7	0
Hilliard	1	6	6.0	6	0
Galloway	1	1	1.0	1	0
Crockett	1	0	0.0	0	0
BUCCANEERS	449	1,872	4.2	31	15
OPPONENTS	454	1,726	3.8	32t	11

PASSING	ATT.	CMP.	YDS.	CMP%	YDS/ATT	TD	TD%	INT	INT%	LONG	SK/LOST	RTG
Garcia	327	209	2,440	63.9	7.46	13	4.0	4	1.2	69t	19/104	94.6
McCown	139	94	1,009	67.6	7.26	5	3.6	3	2.2	60	15/104	91.7
Gradkowski	24	13	130	54.2	5.42	0	0.0	1	4.2	20	2/14	52.4
BUCCANEERS	490	316	3,579	64.5	7.30	18	3.7	8	1.6	69t	36/222	91.7
OPPONENTS	490	297	2,935	60.6	5.99	18	3.7	16	3.3	58	33/207	76.2

RECEIVING	NO	YDS	AVG	LG	TD
Hilliard	62	722	11.6	56	1
Galloway	57	1014	17.8	69t	6
Graham	49	324	6.6	21	0
A. Smith	32	385	12.0	33	3
Pittman	26	191	7.3	16	0
Clayton	22	301	13.7	39	0
Stevens	18	189	10.5	24t	4
Askw	18	175	9.7	22	0
M. Bennett	5	54	10.8	23t	1
Stovall	10	86	8.6	13	1
C. Lucas	5	82	16.4	52	0
Becht	5	20	4.0	9	2
Williams	3	17	5.7	8	0
Darby	2	16	8.0	9	0
Storer	2	3	1.5	2	0

BUCCANEERS	316	3,579	11.3	69t	18
OPPONENTS	297	2,935	9.9	58	18

INTERCEPTIONS	NO	YDS	AVG	LG	TD
Phillips	4	2	0.5	2	0
Buchanon	3	22	7.3	19	0
Barber	2	32	16.0	29t	1
Jackson	2	26	13.0	26	0
Ruud	2	7	3.5	5	0
Kelly	2	0	0.0	0	0
June	1	0	0.0	0	0

BUCCANEERS	16	89	5.6	29t	1
OPPONENTS	8	167	20.9	62	2

TACKLES	SOLO	ASST.	TOTAL
Ruud	99	70	169
Brooks	112	50	162
June	75	45	120
Phillips	75	45	120
Haye	86	11	97
Hovan	78	17	95

SACKS		SPECIAL TEAM TACKLES	
White	8.0	Pearson	21
Adams	6.0	Stovall	18
Haye	6.0	Black	17
Carter	3.0	Nece	16
Spires	2.0	Allen	15

BUCCANEERS	33.0
OPPONENTS	36.0

PUNTING	NO	YDS	AVG	NET	TB	IN20	LG	BK
Bidwell	77	3,382	43.9	37.2	10	30	61	1
BUCCANEERS	78	3,382	43.4	37.2	10	30	61	1
OPPONENTS	83	3,613	43.5	38.3	5	26	76	0

PUNT RETURNS	RET	FC	YDS	AVG	LONG	TD
Buchanon	16	0	55	3.4	24	0
Hilliard	15	4	92	6.1	20	0
Jones	12	6	143	11.9	35	0

BUCCANEERS	50	13	334	6.7	35	0
OPPONENTS	38	11	280	7.4	56	0

KICKOFF RETURNS	RET	YDS	AVG	LONG	TD
Spurlock	16	444	27.8	90t	1
Jones	10	286	28.6	36	0
Clayton	8	172	21.5	26	0

BUCCANEERS	48	1,119	23.3	90t	1
OPPONENTS	68	1,328	19.5	97t	1

FIELD GOALS	1-19	20-29	30-39	40-49	50+	LG
Bryant	0/0	11/12	11/11	6/7	0/3	49

BUCCANEERS	0/0	11/12	11/11	6/7	0/3	49
OPPONENTS	1/1	3/3	5/6	6/8	0/0	48

USUAL STARTING LINEUP	DEFENSE:
WR 80 Michael Clayton	LE 93 Kevin Carter
LT 70 Donald Penn	NT 95 Chris Hovan
LG 78 Aaron Sears	DT 71 Jovan Hayes
C 76 John Wade	RE 90 Gaines Adams
RG 75 Davin Joseph	OLB 59 Cato June
RT 65 Jeremy Trueblood	MLB 51 Barrett Ruud
TE 81 Alex Smith	OLB 55 Derrick Brooks
WR 84 Joey Galloway	LCB 31 Phillip Buchanon
QB 7 Jeff Garcia	RCB 20 Ronde Barber
FB 35 B.J. Askew	SS 23 Jermaine Phillips
RB 34 Earnest Graham	FS 28 Tanard Jackson

DATE	W/L	SCORE	OPPONENT	ATT.
09/7	L	20-24	at New Orleans	69,881
09/14	W	24-9	ATLANTA	63,611
09/21	W	27-24 (OT)	at Chicago	62,051
09/28	W	30-21	GREEN BAY	64,122
10/5	L	13-16	at Denver	75,480
10/12	W	27-3	CAROLINA	64,211
10/19	W	20-10	SEATTLE	64,811
10/26	L	9-13	at Dallas	63,254
11/2	W	30-27 (OT)	at Kansas City	74,045
11/16	W	19-13	MINNESOTA	65,278
11/23	W	38-20	at Detroit	49,096
11/30	W	23-20	NEW ORLEANS	64,430
12/8	L	23-38	at Carolina	74,113
12/14	L	10-13 (OT)	at Atlanta	65,045
12/21	L	24-41	SAN DIEGO	64,778
12/28	L	24-31	OAKLAND	64,847

	BUCS	OPP
TOTAL FIRST DOWNS	298	259
Rushing	100	87
Passing	184	153
Penalty	14	19
3rd Down: Made/Att	88/229	81/214
3rd Down Pct.	38.4	37.9
4th Down: Made/Att	10/18	5/13
4th Down Pct.	55.6	38.5
POSSESSION AVG.	31:23	28:37
TOTAL NET YARDS	5,456	4,898
Avg. Per Game	341.0	306.1
Total Plays	1,045	945
Avg. Per Play	5.2	5.2
NET YARDS RUSHING	1,837	1,901
Avg. Per Game	114.8	118.8
Total Rushes	451	441
NET YARDS PASSING	3,619	2,997
Avg. Per Game	226.2	187.3
Sacked/Yards Lost	32/169	29/190
Gross Yards	3,788	3,187
Attempts/Completions	562/355	475/276
Completion Pct.	63.2	58.1
Had Intercepted	13	22
PUNTS/AVERAGE	77/44.5	81/43.6
NET PUNTING AVG.	37.6	35.4
PENALTIES/YARDS	95/834	88/660
FUMBLES/BALL LOST	21/13	16/8
TOUCHDOWNS	38	34
Rushing	13	8
Passing	18	23
Returns	7	3

BY QUARTERS	1	2	3	4	OT	TOT
BUCCANEERS	61	112	86	96	6	361
OPPONENTS	77	86	51	106	3	323

SCORING	TD	R	P	RT	PAT	2-PT.	FG	S	PTS
M. Bryant	0	0	0	0	35/36	0	32/38	0	131
A. Bryant	7	0	7	0	0/0	0	0/0	0	42
E. Graham	4	4	0	0	0/0	0	0/0	0	24
I. Hilliard	4	0	4	0	0/0	0	0/0	0	24
C. Williams	4	4	0	0	0/0	0	0/0	0	24
A. Smith	3	0	3	0	0/0	1	0/0	0	20
BUCCANEERS	38	13	18	7	35/36	1	32/38	0	361
OPPONENTS	34	8	23	3	33/33	1	28/30	0	323

RUSHING	NO	YDS	AVG	LG	TD
W. Dunn	186	786	4.2	40	2
E. Graham	132	563	4.3	68t	4
C. Williams	63	233	3.7	28	4
J. Garcia	35	148	4.2	20	1
C. Smith	8	40	5.0	10	0
A. Bryant	2	22	11.0	13	0
L. McCown	3	15	5.0	12	0
B. Askew	7	14	2.0	3	2
M. Bennett	7	12	1.7	4	0
M. Clayton	2	5	2.5	4	0
I. Hilliard	1	0	0.0	0	0
B. Griese	5	-1	-0.2	3	0
BUCCANEERS	451	1,837	4.1	68t	13
OPPONENTS	441	1,901	4.3	67t	8

PASSING	ATT.	CMP.	YDS.	CMP%	YDS/ATT
J. Garcia	376	244	2712	64.9	7.21
B. Griese	184	110	1073	59.8	5.83
E. Graham	1	1	3	100.0	3.00
L. McCown	1	0	0	0.0	0.00
BUCCANEERS	562	355	3,788	63.2	6.74
OPPONENTS	475	276	3,187	58.1	6.71

RECEIVING	NO	YDS	AVG	LG	TD
A. Bryant	83	1,248	15.0	71t	7
I. Hilliard	47	424	9.0	36t	4
W. Dunn	47	330	7.0	36	0
M. Clayton	38	484	12.7	58t	1
J. Stevens	36	397	11.0	31	2
E. Graham	23	174	7.6	24	0
A. Smith	21	250	11.9	34	3
J. Gilmore	15	147	9.8	36	1
J. Galloway	13	138	10.6	22	0
B. Askew	13	66	5.1	18	0
C. Williams	7	43	6.1	25	0
C. Smith	4	24	6.0	13	0
M. Stovall	3	25	8.3	9	0
J. Cook	3	24	8.0	12	0
B. Clark	1	12	12.0	12	0
M. Bennett	1	2	2.0	2	0

BUCCANEERS	355	3,788	10.7	71t	18
OPPONENTS	276	3,187	11.5	84t	23

INTERCEPTIONS	NO	YDS	AVG	LG	TD
R. Barber	4	69	17.3	65t	1
A. Talib	4	32	8.0	19	0
J. Phillips	3	72	24.0	58	0
S. Piscitelli	2	106	53.0	84	0
G. Adams	2	50	25.0	45t	1
P. Buchanon	2	33	16.5	26t	1
B. Ruud	2	10	5.0	10	0
T. Jackson	1	25	25.0	25	0
C. June	1	1	1.0	1	0
D. Brooks	1	-2	-2.0	-2	0

BUCCANEERS	22	396	18.0	84	3
OPPONENTS	13	233	17.9	62t	2

TACKLES	SOLO	ASST.	TOTAL
B. Ruud	130	48	178
D. Brooks	64	47	111
C. June	68	36	104
T. Jackson	68	34	102
R. Barber	70	30	100

SACKS		SPECIAL TEAM TACKLES	
G. Adams	6.5	Q. Black	24
G. White	5.0	W. Allen	21
J. Wilkerson	5.0	T. Jackson	18
K. Carter	4.0	E. Mack	12
B. Ruud	3.0	A. Hayward	12

BUCCANEERS	29.0
OPPONENTS	32.0

PUNTING	NO	YDS	AVG	NET	TB	IN20	LG	BK
J. Bidwell	77	3,426	44.5	37.6	7	27	64	0

BUCCANEERS	77	3,426	44.5	37.6	7	27	64	0
OPPONENTS	81	3,528	43.6	35.4	11	15	70	2

PUNT RETURNS	RET	FC	YDS	AVG	LONG	TD
C. Smith	23	4	324	14.1	70t	1
D. Jackson	20	0	97	4.9	19	0

BUCCANEERS	47	11	440	9.4	70t	1
OPPONENTS	39	10	392	10.1	43	0

KICKOFF RETURNS	RET	YDS	AVG	LONG	TD
C. Smith	36	992	27.6	97t	1
D. Jackson	14	327	23.4	45	0

BUCCANEERS	60	1,486	24.8	97t	1
OPPONENTS	74	1,542	20.8	61	0

FIELD GOALS	1-19	20-29	30-39	40-49	50+	LG
M. Bryant	0/0	12/12	15/15	5/8	0/3	49

BUCCANEERS	0/0	12/12	15/15	5/8	0/3	49
OPPONENTS	0/0	10/10	8/9	8/9	2/2	57

USUAL STARTING LINEUP	OFFENSE:	DEFENSE:
-----------------------	----------	----------

WR	80 Michael Clayton	LE	93 Kevin Carter
LT	70 Donald Penn	NT	95 Chris Hovan
LG	78 Arron Sears	DT	71 Jovan Haye
C	52 Jeff Faine	RE	90 Gaines Adams
RG	75 Davin Joseph	OLB	59 Cato June
RT	65 Jeremy Trueblood	MLB	51 Barrett Ruud
TE	81 Alex Smith	OLB	55 Derrick Brooks
TE	88 John Gilmore	LCB	31 Phillip Buchanon
WR	89 Antonio Bryant	RCB	20 Ronde Barber
QB	7 Jeff Garcia	SS	23 Jermaine Phillips
RB	34 Earnest Graham	FS	28 Tanard Jackson

PASSING	TD	TD%	INT	INT%	LONG	SK/LOST	RTG
J. Garcia	12	3.2	6	1.6	71t	23/100	90.2
B. Griese	5	2.7	7	3.8	38	9/69	69.4
E. Graham	1	100.0	0	0.0	3t	0/0	118.8
L. McCown	0	0.0	0	0.0	-	0/0	39.6

BUCCANEERS	18	3.2	13	2.3	71t	32/169	83.8
OPPONENTS	23	4.8	22	4.6	84t	29/190	75.3

# BUCCANEER PLAYOFF HISTORY

## 1979 NFC DIVISIONAL PLAYOFF GAME



TAMPA BAY 24, PHILADELPHIA 17  
DECEMBER 29, 1979  
TAMPA STADIUM (71,402)



**TAMPA** – The first foray into the postseason was a successful one for the Tampa Bay franchise, which reached the playoffs in just its fourth year of existence. After winning the NFC Central with a 10-6 record, the Buccaneers faced Philadelphia in the Divisional Playoff round after the Eagles had downed Chicago a week earlier. Tampa Bay used a stingy defense (227 yards allowed) and the relentless running of Ricky Bell to prevail 24-17 in front of a home crowd of 71,402. The Buccaneers opened the game with a methodical 18-play, 80-yard march that drained over nine minutes off the clock. On his way to a 142-yard rushing performance, Bell ran on exactly half of the drive's plays, gaining 37 yards on nine totes, including a four-yard scoring burst around right end. Neither team advanced significantly on its next possession, but Philadelphia moved into field goal range early in the second quarter. After a successful fake field goal run was nullified by a delay-of-game penalty on the Eagles, K Tony Franklin came up short on a 52-yard attempt. Taking over at its own 35, Tampa Bay saw a 25-yard run by Bell called back due to holding but immediately compensated with a 34-yard pass from QB Doug Williams to WR Larry Mucker. Williams later fired a 26-yard pass to WR Isaac Hagins and an apparent TD toss to TE Jimmie Giles, but Giles was ruled to not have possession and the Bucs settle for a 40-yard field goal. Before the intermission, Tampa Bay was able to extend its lead to 17 thanks to a big play by the defense. NT Randy Crowder's fumble recovery at the Eagles' four-yard line just two plays after Tampa Bay's field goal set up a second Buccaneer touchdown, though it took four plays to cover that short distance. After an incomplete pass and two Bell runs for three yards, Buccaneer Head Coach John McKay elected to send Bell through the line one more time on fourth down and the third-year back followed a block by left tackle Darryl Carlton to reach paydirt. Philadelphia did manage to get on the board before halftime when LB Jerry Robinson intercepted a Williams pass at the Buccaneers' 48 and returned it 37 yards to the 11. Two plays later, Jaworski hooked up with WR Charles Smith in the end zone to cut the Buc lead to 17-7. Philly then opened the third quarter with a 45-yard field goal drive aided by WR Harold Carmichael's tackle-breaking 39-yard reception and concluded by Franklin's 42-yard kick. The Bucs and Eagles then traded two more punts each to run out the period. On its second possession of the fourth quarter, Tampa Bay got what proved to be the decisive points when Williams hit Giles on a three-yard scoring pass that capped a 57-yard drive. Bell provided the key play of the march with a 26-yard run around left tackle on third-and-two from the Philadelphia 49. Philadelphia answered on its next possession with a gritty



80-yard drive, twice keeping possession on fourth-down completions by QB Ron Jaworski. After a 13-yarder to Smith on fourth-and-11 from the 50-yard line, Jaworski then found Carmichael for a 37-yard TD. Following an unsuccessful onside-kick attempt, Philadelphia forced a Buccaneer three-and-out and went on

one last drive in the final two minutes. Jaworski's fourth-down incompletion from the Buc 45 effectively ended the game.

SCORING	1	2	3	4	F
Philadelphia	0	7	3	7	17
Tampa Bay	7	10	0	7	24

Tampa Bay:	Bell 4 run (O'Donoghue kick)
Tampa Bay:	O'Donoghue 40 FG
Tampa Bay:	Bell 1 run (O'Donoghue kick)
Philadelphia:	Smith 11 pass from Jaworski (Franklin kick)
Philadelphia:	Franklin 42 FG
Tampa Bay:	Giles 9 pass from Williams (O'Donoghue kick)
Philadelphia:	Carmichael 37 pass from Jaworski (Franklin kick)

### TEAM STATISTICS

	PHI	TB
First Downs	15	17
Total Net Yards	227	318
Total Offensive Plays	59	70
Rushes-Net Yards	18-48	55-186
Net Yards Passing	179	132
Att.-Comp.-Int.	39-15-0	15-7-1
Sacked-Yards	2-20	0-0
Punts-Avg.	5-44.3	5-42.6
Fumbles-Lost	2-1	0-0
Penalties-Yards	8-62	9-105
Time of Possession	23:29	36:31

### INDIVIDUAL STATISTICS

#### Rushing

Philadelphia: Montgomery 13-35, Harris 4-13, Jaworski 1-0.  
Tampa Bay: Bell 38-142 (2 TDs), Eckwood 8-19, Williams 6-19, J. Davis 3-6.

#### Passing

Philadelphia: Jaworski 39-15-199, 2 TDs.  
Tampa Bay: Williams 15-7-132, 1 TD, 1 INT.

#### Receiving

Philadelphia: Montgomery 4-35, Carmichael 3-92 (1 TD), Smith 3-49 (1 TD), Kreple 3-23, Harris 1-2, Campfield 1-(-2).  
Tampa Bay: Giles 3-43 (1 TD), Hagins 2-34, Mucker 1-34, Owens 1-21.

#### Interceptions

Philadelphia: Robinson 1-37.  
Tampa Bay: None.

#### Sacks

Philadelphia: None.  
Tampa Bay: L. Selmon 2-20

#### Attendance

71,402

# 1979 NFC CHAMPIONSHIP GAME



L.A. RAMS 9, TAMPA BAY 0  
JANUARY 6, 1980  
TAMPA STADIUM (72,033)



**TAMPA** – In the first NFC Championship Game to be decided without either team scoring a touchdown, host Tampa Bay fell 9-0 to the Los Angeles Rams. In a reversal of the elements that brought the Buccaneers victory one week before in the franchise's first playoff game, Tampa Bay was held to 177 net yards of offense and surrendered to a pounding Rams running game that racked up 216 yards on 53 carries. Three Buccaneer passers were limited to just five completions in 27 attempts and Tampa Bay did not penetrate L.A. territory until midway through the third quarter. Neither team scored in the first quarter, though Los Angeles threatened twice. On its second drive of the game, L.A. advanced to the Buccaneer 18 thanks to two runs and one reception by RB Cullen Bryant for a combined 30 yards. However, fellow RB Wendell Tyler then fumbled on first-and-10 at the 18, with Buccaneer LB Richard Wood recovering. After a Tampa Bay punt, the Rams embarked on another drive deep into Buc territory, mostly on alternating runs by Bryant and Tyler. Tyler got the call on third-and-goal from the one on the final play of the first period but was stopped short by Buc DE Wally Chambers. On the first play of the second quarter, K Frank Corral opened the scoring with a 19-yard field goal. A combined five punts later, Los Angeles took over at its own 38 with just under six minutes to play in the half. Using five of those minutes, Los Angeles advanced 58 yards on 10 plays, the largest chunk coming on a drive-opening 22-yard completion from QB Vince Ferragamo to TE Charlie Young. When Buc LB Dewey Selmon stopped Young for a four-yard gain on third-and-five from the Bucs' eight, the Rams were forced into a other field goal try, this one a successful 21-yarder. In the final minute of the first half, Tampa Bay drove nearly to midfield but Williams was interception in L.A. territory by LB Jim Youngblood. The Rams took a 6-0 lead into halftime after controlling the ball for almost 21 of the game's first 30 minutes. Neither team scored in the third quarter, though the Rams' Corral tried a 37-yard field goal that sailed wide left. The Los Angeles drive had stalled when S Cedric Brown tracked Tyler down in the backfield for a five-yard loss from the Bucs' 15. After a pair of punts, Tampa Bay made its first move into the Los Angeles half of the field when RB Jerry Eckwood threw a 42-yard option pass to WR Larry Mucker and Mucker was pulled down at the 24. However,

QB Mike Rae, seeing his first playoff action in place of starter Doug Williams, threw incomplete passes on third and fourth down. Still trailing by just six points, the Buccaneers stiffened defensively on the ensuing possession. Wood stopped Tyler for two-yards on third-and-three then dropped him for a one-yard loss on fourth-and-one at the Bucs' 27-yard line. After the Bucs were forced to punt again, Los Angeles made the game's final dent on the scoreboard, driving 45 yards on eight plays to set up Corral's third short three-pointer, a 23-yarder. A 13-yard run by Tyler and a 12-yarder by Bryant keyed the march. WR Isaac Hagins returned the ensuing kickoff to Tampa Bay's 35-yard line then hauled in a 25-yard pass from Rae, but Rae's fourth-down throw to Mucker fell incomplete in the end zone.

SCORING	1	2	3	4	F
Los Angeles	0	6	0	3	9
Tampa Bay	0	0	0	0	0

Los Angeles: Corral 19 FG  
Los Angeles: Corral 21 FG  
Los Angeles: Corral 23 FG

## TEAM STATISTICS

	LA	TB
First Downs	23	7
Total Net Yards	369	177
Total Offensive Plays	77	54
Rushes-Net Yards	53-216	26-92
Net Yards Passing	153	85
Att.-Comp.-Int.	23-12-0	27-5-1
Sacked-Yards	1-10	1-11
Punts-Avg.	5-37.2	8-37.1
Fumbles-Lost	1-1	1-0
Penalties-Yards	3-20	4-45
Time of Possession	37:49	22:11

## INDIVIDUAL STATISTICS

### Rushing

Los Angeles: Bryant 18-106, Tyler 28-86, McCutcheon 6-26, Ferragamo 1-(-2).  
Tampa Bay: Bell 20-59, Mucker 1-24, Eckwood 2-5, J. Davis 2-4, Rae 1-0.

### Passing

Los Angeles: Ferragamo 23-12-163.  
Tampa Bay: Williams 13-2-12, 1 INT, Rae 13-2-42, Eckwood 1-1-42.

### Receiving

Los Angeles: Bryant 4-39, Dennard 3-56, Young 3-39, Nelson 1-15, Tyler 1-14.  
Tampa Bay: Hagins 2-42, Bell 2-12, Mucker 1-42.

### Interceptions

Los Angeles: Jim Youngblood 1-10.  
Tampa Bay: None.

### Sacks

Los Angeles: Fanning 1-11.  
Tampa Bay: Cotney 1-10.

### Attendance

72,033



# 1981 NFC DIVISIONAL PLAYOFF GAME



## DALLAS 38, TAMPA BAY 0 JANUARY 2, 1982 TEXAS STADIUM (64,848)



**DALLAS** – The Buccaneers won a thrilling showdown with Detroit in the last week of the regular season to capture the NFC Central crown but, for the second time in a row, failed to score in the resulting playoff game. Dallas ran for 212 yards and four touchdowns on 46 carries and held Tampa Bay to 222 net yards of offense in a 38-0 whitewash. Buccaneer QB Doug Williams was also sacked four times and intercepted four times as Dallas scored 28 second-half points. The first quarter, however, was scoreless as Tampa Bay repelled several Cowboy scoring chances. After an unsuccessful opening drive for the Bucs, Dallas reached Tampa Bay's 40-yard line but stalled when LBs Cecil Johnson and Andy Hawkins broke up a near completion from QB Danny White to TE Doug Cosbie on third-and-nine. Williams was intercepted by CB Dennis Thurman in Buccaneer territory a few plays later, but the Buc defense tipped away two passes and stopped RB Tony Dorsett for a four-yard loss to force a quick punt. Thurman promptly intercepted another Williams offering three plays later, giving Dallas possession at the Bucs' 47. A two-yard fourth-down run by FB Ron Springs and two third-down completions by White preserved a drive that bled into the second quarter and eventually ended in White's nine-yard scoring pass to WR Tony Hill. The Bucs appeared to be responding on their next possession when a 20-yard pass from Williams to RB James Owens sparked a drive that reached Dallas' 21. However, Tampa Bay was penalized 28 yards on second-and-six when Williams was flagged for intentional grounding while trying to avoid a strong rush from DE Ed 'Too Tall' Jones. The drive ended in a punt one play later. Dallas added a 21-yard field goal drive after a short Buccaneer punt, giving the Cowboys a 10-0 halftime advantage. That lead was quickly extended after the intermission when Dallas put together a quick 80-yard touchdown drive to open the third period. Dorsett scrambled for consecutive gains of 25 and 26 yards on short passes and RB James Jones ran six yards off right guard for the score. S Michael Downs picked off a Williams pass later in the third quarter and returned it 21 yards to Tampa Bay's 33, setting up a Dorsett five-yard TD run. On the Bucs' next play, Williams was hit by DT John Dutton, leading to an interception by Ed Jones. James Jones converted that turnover into a five-yard touchdown run after Dorsett had zipped for 21 yards on first down. On a drive beginning in the final seconds of the third quarter, Tampa Bay made its deepest thrust into Dallas territory on the strength of a 75-yard reception by TE Jimmie Giles. Giles was pulled down at the Dallas five, but a sack and a three-yard loss by RB Jerry Eckwood led to a fourth-and-goal from the nine. Under pressure from LB Anthony Dickerson, Williams missed Giles in the end zone. Dallas scored its final

touchdown on the ensuing possession, driving 90 yards in nine-and-a-half minutes before RB Timmy Newsome punched it in from one-yard out. The Bucs' last drive included a 23-yard Williams-to-Giles hookup but ended on a failed fake punt attempt.

SCORING	1	2	3	4	F
Tampa Bay	0	0	0	0	0
Dallas	0	10	21	7	38
Dallas:	Hill 9 pass from White (Septien kick)				
Dallas:	Septien 32 FG				
Dallas:	Springs 1 run (Septien kick)				
Dallas:	Dorsett 5 run (Septien kick)				
Dallas:	Jones 5 run (Septien kick)				
Dallas:	Newsome 1 run (Septien kick)				

### TEAM STATISTICS

	TB	DAL
First Downs	12	27
Total Net Yards	222	345
Total Offensive Plays	57	73
Rushes-Net Yards	24-74	46-212
Net Yards Passing	148	133
Att.-Comp.-Int.	19-10-4	26-15-0
Sacked-Yards	4-39	1-10
Punts-Avg.	5-38.4	4-30.0
Fumbles-Lost	3-0	0-0
Penalties-Yards	10-105	5-40
Time of Possession	26:51	33:09

### INDIVIDUAL STATISTICS

#### Rushing

**Tampa Bay:** Owens 12-40, Wilder 4-23, Williams 3-9, Eckwood 4-2, Davis 1-0.  
**Dallas:** Dorsett 16-86 (1 TD), Springs 15-70 (1 TD), J. Jones 9-32 (1 TD), Newhouse 4-23, Newsome 1-1 (1 TD), Cosbie 1-0.

#### Passing

**Tampa Bay:** Williams 29-10-187, 4 INT.  
**Dallas:** D. White 26-15-143, 1 TD.

#### Receiving

**Tampa Bay:** Bell 3-36 (1 TD), Owens 3-32, Giles 2-98, Wilder 1-11, House 1-10.  
**Dallas:** Dorsett 4-48, DuPree 3-22, Pearson 2-21, Hill 2-18 (1 TD), J. Jones 2-11, Donley 1-14, Cosbie 1-5.

#### Interceptions

**Tampa Bay:** None  
**Dallas:** Thurman 2-50, Downs 1-21, E. Jones 1-0.

#### Sacks

**Tampa Bay:** L. Selmon 1-10.  
**Dallas:** Bethena 1-17, Martin 1-9, R. White 1-4, Hegman 0.5-4.5, Lewis 0.5-4.5.

#### Attendance

64,848





# 1982 NFC FIRST ROUND PLAYOFF GAME



## DALLAS 30, TAMPA BAY 17 JANUARY 9, 1983 TEXAS STADIUM (65,042)



**DALLAS** – For the second straight season, Tampa Bay's playoff road began and ended in Dallas, where they had hoped to avenge a 38-0 drubbing from the 1981 post-season. Though Tampa Bay actually led 17-16 entering the final quarter, Dallas once again moved on at the Bucs' expense, scoring twice in the fourth quarter to earn a 30-17 win. The Buccaneers were outgained in total net yards by a wide 456-218 margin and had possession of the ball for less than 20 minutes of the game, but stayed close with three takeaways, five sacks and a pair of long touchdowns. Dallas cracked the scoreboard first with a 33-yard Rafael Septien field goal in the first quarter set up by Dexter Clinkscales interception at midfield. After a Buccaneer punt, Septien hit another field goal from identical distance, this one keyed by a 26-yard pass from QB Danny White to WR Butch Johnson that had a 14-yard personal foul tacked onto the end of it. Tampa Bay took its first lead of the game in the second quarter thanks to a big play on defense. With Dallas driving well into Buccaneer territory, White fumbled on third-and-six and Tampa Bay LB Hugh Green recovered the loose ball and ran 60 yards for the only defensive touchdown in Buccaneer playoff history. Dallas promptly moved back into the Bucs' half of the field on its next possession as White again hooked up with Johnson for 23 yards and found WR Tony Hill open for a 14-yard gain. The Buccaneer defense came up with another big play, however, as S Mark Coney redirected another White aerial and returned it 50 yards to the Dallas 27. RB James Wilder added an 11 yard run from there, but the Bucs were forced to kick a 32-yard field goal when CB Ron Fellows broke up a pass intended for WR Gerald Carter in the end zone. Dallas regained the lead before halftime by putting together a 10-play, 75-yard drive culminating in White's six-yard TD pass to RB Ron Springs. Key plays on that drive included a 21-yard catch by WR Drew Pearson and a 13-yarder by TE Doug Cosbie. The third quarter was dominated by a pair of long drives. Dallas opened the period with an 84-yard march on 17 plays that ended in Septien's 19-yard field goal. The Cowboys converted four third downs on the drive but missed the fifth when DE Lee Roy Selmon stopped RB Tony Dorsett for no gain at the one. After interceptions by Dallas' Dennis Thurman and Tampa Bay's Neal Colzie, the Bucs countered with an 80-yard touchdown drive on six plays. WR Gordon Jones got more than half of that on third-and-eight from midfield when he caught a 49-yard scoring pass, giving Tampa Bay a 17-16 lead. The Bucs then quickly got the ball back to start the fourth quarter thanks to two sacks of White, one by Selmon, but S Monty Hunter then turned in the game's pivotal play, intercepting a Williams throw intended for WR Kevin House and returning it 19 yards for a go-ahead score. Dallas added an 81-yard drive later in the period, scoring a clinching touchdown on White's 10-yard pass to RB Timmy Newsome. Tampa Bay's offense then stalled and Dallas converted two first downs to run out the final two minutes.



SCORING	1	2	3	4	F
Tampa Bay	0	10	7	0	17
Dallas	6	7	3	14	30

Dallas:	Septien 33 FG
Dallas:	Septien 33 FG
Tampa Bay:	Green 60 fumble return (Capece kick)
Tampa Bay:	Capece 32 FG
Dallas:	Springs 6 pass from White (Septien kick)
Dallas:	Septien 19 FG
Tampa Bay:	Jones 49 pass from Williams (Capece kick)
Dallas:	Hunter 19 Interception return (Septien kick)
Dallas:	Newsome 10 pass from White (Septien kick)

### TEAM STATISTICS

	TB	DAL
First Downs	8	29
Total Net Yards	218	456
Total Offensive Plays	49	92
Rushes-Net Yards	21-105	42-179
Net Yards Passing	113	277
Att.-Comp.-Int.	28-8-3	45-27-2
Sacked-Yards	0-0	5-35
Punts-Avg.	6-43.5	3-40.6
Fumbles-Lost	0-0	1-1
Penalties-Yards	4-41	6-45
Time of Possession	19:47	40:13

### INDIVIDUAL STATISTICS

#### Rushing

Tampa Bay: Wilder 14-93, Carver 7-12.  
Dallas: Dorsett 26-110, Donley 1-25, Springs 7-24, Newhouse 5-15, Pearson 1-4, DuPree 1-1, D. White 1-0.

#### Passing

Tampa Bay: Williams 28-8-, 3 INT, 1 TD.  
Dallas: D. White 45-27-312, 2 INT, 2 TDs.

#### Receiving

Tampa Bay: House 4-52, Wilder 2-5, Jones 1-49 (1 TD), Giles 1-7.  
Dallas: Pearson 7-95, Johnson 4-76, T. Hill 4-45, Cosbie 3-32, Springs 3-16 (1 TD), Dorsett 2-14, Newsome 2-14 (1 TD), Newhouse 1-11, Dupree 1-9.

#### Interceptions

Tampa Bay: Coney 1-50, Holt 1-0.  
Dallas: Hunter 1-19 (1 TD), Clinkscales 1-11, Thurman 1-0.

#### Sacks

Tampa Bay: Logan 1.5-14.5, Brantley 1-6, Green 1-6, Selmon 1-6, Cannon 1-2.5.  
Dallas: None.

#### Attendance

65,042

# 1997 NFC WILD CARD PLAYOFF GAME



TAMPA BAY 20, DETROIT 10  
DECEMBER 28, 1997  
HOULIHAN'S STADIUM (73,361)



**TAMPA** – In the team's first playoff game in Tampa Bay since the 1979 season, the Buccaneers dominated Detroit early, rushing to a 20-0 third quarter lead before holding on for the 20-10 Wild Card victory. Lion RB Barry Sanders, who came into the game in possession of a 14-game streak of 100-yard rushing efforts and just the third 2,000-yard season in league history, was contained spectacularly by a swarming Buc defense, gaining just 65 yards and notching no carry longer than 15 yards. After two failed first-quarter drives for each team, the Bucs made the initial strike with a 40-yard field goal drive keyed by QB Trent Dilfer's scrambling, 23-yard completion to WR Karl Williams on third-and-one. Detroit's next drive stalled, too, but the Lions almost regained possession when Williams muffed the resulting punt. However, the ball bounced through several Detroit hands and out of bounds at the Tampa Bay 11, instead setting up the longest drive in Buccaneer playoff history. Fueled by a pair of first-round rookies—RB Warrick Dunn gained 29 yards on seven runs and catches and WR Reidel Anthony caught passes of 10 and 20 yards—the Bucs marched down to a third-and-seven at the Detroit nine-yard line. From there, Dilfer fired a laser over the middle to WR Horace Copeland in the back of the end zone. Detroit's next attempt to climb back into the game was quickly turned back when CB Anthony Parker intercepted a Scott Mitchell pass at the Lions' 39 and returned it to the 20. Three plays later, PK Michael Husted nailed his second three-pointer, this one from a Buccaneer playoff-record 42 yards out. Detroit moved into Buccaneer territory on its next possession but was stonewalled at the 45 when a fourth-and-one pass attempt fell incomplete under heavy pressure from LB Rufus Porter. The Bucs struck first again in the second half when, after a Detroit punt, Dilfer marched his squad 53 yards for a touchdown. FB Mike Alstott began the drive with a seven-yard run then finished it with a 31-yard pinballing burst up the middle that turned into the longest carry in Buc playoff history and Tampa Bay's final touchdown. Detroit's next drive lasted 11 plays as Sanders finally got untracked for consecutive runs of 11 and 15 yards, but another fourth-down pass attempt, this one from the Buccaneers' eight-yard line, fell incomplete under significant pressure from the defensive line. The Lions did manage a field goal before the third period ended, then tacked on a touchdown with their first drive of the final quarter, marching 82 yards behind back-up QB Frank Reich. On the ensuing kickoff, a Buccaneer penalty forced Tampa Bay to start at its own five-yard line and the team quickly found itself in a third-and-five situation from the 10. Any developing thoughts of a Detroit comeback were promptly denied, however, when

Dilfer hit WR Robb Thomas on a crossing pattern that turned into a 52-yard gain.

SCORING	1	2	3	4	F
Detroit	0	0	3	7	10
Tampa Bay	3	10	7	0	20
<b>Tampa Bay:</b>	Husted 22 FG				
<b>Tampa Bay:</b>	Copeland 9 pass from Dilfer (Husted kick)				
<b>Tampa Bay:</b>	Husted 42 FG				
<b>Tampa Bay:</b>	Alstott 31 run (Husted kick)				
<b>Detroit:</b>	Hanson 33 FG				
<b>Detroit:</b>	Vardell 1 run (Hanson kick)				

## TEAM STATISTICS

	DET	TB
First Downs	18	15
Total Net Yards	307	316
Total Offensive Plays	69	60
Rushes-Net Yards	27-109	32-141
Net Yards Passing	198	175
Att.-Comp.-Int.	40-21-1	26-13-1
Sacked-Yards	2-9	2-6
Punts-Avg.	4-38.0	5-40.4
Fumbles-Lost	1-0	2-1
Penalties-Yards	4-20	4-25
Time of Possession	28:23	31:37

## INDIVIDUAL STATISTICS

### Rushing

**Detroit:** Sanders 18-65, Mitchell 4-20, Rivers 1-17, Reich 1-5, Vardell 2-1 (1 TD), Jett 1-1.

**Tampa Bay:** Dunn 18-72, Alstott 11-68 (1 TD), Anthony 1-1, Dilfer 2-0.

### Passing

**Detroit:** Mitchell 25-10-78, 1 INT, Reich 15-11-129.

**Tampa Bay:** Dilfer 26-13-181, 1 TD, 1 INT.

### Receiving

**Detroit:** Morton 8-88, Sanders 5-43, Moore 4-44, Boyd 2-11, Vardell 1-12, Sloan 1-9.

**Tampa Bay:** Anthony 3-62, Dunn 3-0, Thomas 2-66, Copeland 2-14, Williams 1-23, Alstott 1-12, Harris 1-4.

### Interceptions

**Detroit:** Rice 1-2.

**Tampa Bay:** Parker 1-19.

### Sacks

**Detroit:** Elliss 1-0, London 1-6.

**Tampa Bay:** Ahanotu 1-4, Jackson 1-5.

### Attendance

73,361



# 1997 NFC DIVISIONAL PLAYOFF GAME



## GREEN BAY 21, TAMPA BAY 7 JANUARY 4, 1998 LAMBEAU FIELD (60,327)



**GREEN BAY** – The Buccaneers trailed by just six points, 13-7, entering the final period but couldn't pull off the upset in Lambeau Field in a Divisional Playoff game as the Packers held on to a 21-7 win. Tampa Bay actually had the first scoring opportunity of the game in the opening quarter when a 51-yard drive positioned them at the Green Bay 25. However, DT Bob Kuberski blocked PK Michael Husted's 43-yard field goal attempt and the Packers took over at their own 33. That preceded a 67-yard, seven-play touchdown drive for the Pack that began with a 17-yard Brett Favre-to-TE Mark Chmura pass and ended similarly with a three-yard Favre-Chmura TD hookup. The Bucs' ensuing drive was much like the previous one, covering 50 yards and reaching the Packers' 25-yard line, thanks in large part to a 17-yard pass from QB Trent Dilfer to WR Horace Copeland on third-and-nine. This time, a potential 43-yard field goal was eschewed in favor of a fake attempt, but TE John Davis was stopped for no gain after taking a shovel pass from holder Steve Walsh. The tide seemed to turn again in the Bucs' favor two plays later when DT Warren Sapp stripped RB Dorsey Levens of the ball while making the tackle and recovered the fumble to give Tampa Bay possession at the Packers' 30. Unfortunately for the visitors, Green Bay's defense held strong, forcing another ill-fated field goal attempt, this one wasted by a botched snap. Sapp, who applied constant pressure in the Green Bay backfield all day, recording three sacks, nearly got the ball back for Tampa Bay when he got to Favre and stripped the ball again on third down, but the Packers recovered and punted away. In the half's final two minutes, Green Bay added to its lead with a pair of field goals, the second one set up by CB Tyrone Williams' interception of a Dilfer pass that went through WR Robb Thomas' hands. The Packers opened the second half with a strong drive into Buccaneer territory, but S John Lynch and CB Donnie Abraham combined to turn them away when Lynch hit Favre as he was passing and Abraham made a diving interception of the resulting errant pass. The Bucs then embarked on a 94-yard drive, the longest ever in Buccaneer playoff history, to score a touchdown and pull within six. On third-and-11 from their own five-yard line, the Bucs got out of trouble when Dilfer hit a streaking Reidel Anthony on the sideline for a 52-yard gain. Dilfer then found TE Dave Moore for a 28-yard gain over the middle, setting up FB Mike Alstott's six-yard TD run around left end. Packer RB Dorsey Levens matched that score near the beginning of the fourth quarter with a two-yard touchdown run, finishing off a drive that had been kept alive when WR Derrick Mayes' bobbled reception on third-and-18 fell into the crook of Mayes' leg for a 22-yard gain. Favre ran the ball in himself on the two-point conversion. The Bucs' next two drives ended in failed fourth downs, including a march set up by Abraham's second interception of the day.



SCORING	1	2	3	4	F
Tampa Bay	0	0	7	0	7
Green Bay	7	6	0	8	21

Green Bay:	Chmura 3 pass from Favre (Longwell kick)
Green Bay:	Longwell 21 FG
Green Bay:	Longwell 32 FG
Tampa Bay:	Alstott 6 run (Husted kick)
Green Bay:	Levens 2 run (Favre run)

### TEAM STATISTICS

	TB	GB
First Downs	15	16
Total Net Yards	263	289
Total Offensive Plays	66	64
Rushes-Net Yards	27-90	32-118
Net Yards Passing	173	171
Att.-Comp.-Int.	37-12-2	28-15-2
Sacked-Yards	2-27	4-19
Punts-Avg.	4-42.3	5-42.6
Fumbles-Lost	2-0	3-1
Penalties-Yards	3-38	7-90
Time of Possession	27:57	32:03

### INDIVIDUAL STATISTICS

#### Rushing

Tampa Bay: Dunn 18-64, Alstott 7-21 (1 TD), Anthony 1-5, Walsh 1-0.  
Green Bay: Levens 25-112 (1 TD), Henderson 2-4, Favre 5-2.

#### Passing

Tampa Bay: Dilfer 36-11-200, 2 INT, Walsh 1-1-0.  
Green Bay: Favre 28-15-190, 1 TD, 2 INT.

#### Receiving

Tampa Bay: Copeland 4-44, Moore 3-54, Dunn 2-34, Anthony 1-52, Thomas 1-16, Davis 1-0.  
Green Bay: Freeman 4-75, Levens 4-29, Mayes 2-37, Chmura 2-20 (1 TD), Henderson 2-8, Brooks 1-21.

#### Interceptions

Tampa Bay: Abraham 2-0.  
Green Bay: Williams 1-14, Prior 1-13.

#### Sacks

Tampa Bay: Sapp 3-19, Culpepper 1-0.  
Green Bay: Butler 1-12, McKenzie 1-15.

#### Attendance

60,327


# 1999 NFC DIVISIONAL PLAYOFF GAME



TAMPA BAY 14, WASHINGTON 13  
JANUARY 15, 2000  
RAYMOND JAMES STADIUM (65,835)



**TAMPA** – The Bucs rallied from a 13-point deficit to stun the Redskins 14-13 before a delirious gathering of 65,835 at Raymond James Stadium. The win propelled the Bucs into the NFC Championship Game for the first time in two decades. Washington ushered the league's second-ranked offense into Tampa, but left with 157 total yards and no offensive TDs. After a scoreless first quarter, the Redskins struck first. Brett Conway booted a 28-yard FG, giving Washington a 3-0 lead that carried into the locker room. The Redskins then stretched their lead before many fans had returned to their seats. RB Brian Mitchell returned the second-half kickoff 100 yards for a TD. The return set an NFL postseason record and handed Washington a 10-0 lead. CB Darrell Green later picked off Shaun King, setting up Conway for a 48-yard FG. Washington led 13-0 and the natives were growing restless. But S John Lynch intercepted Redskins QB Brad Johnson late in the third quarter, igniting a fire under the Bucs' offense. King marched Tampa Bay to the Redskins 2, where FB Mike Alstott scored on a highlight-reel rumble, cutting Washington's lead to 13-7. Two series later, DE Steve White knocked the ball out of Johnson's hands. DT Warren Sapp recovered at the Redskins 32, setting up an acrobatic one-yard TD toss from King to TE John Davis. The Redskins got one more crack, but Dan Turk's errant snap on a 52-yard FG attempt with 1:17 left punched Tampa Bay's ticket to St. Louis.



SCORING	1	2	3	4	F
Washington	0	3	10	0	13
Tampa Bay	0	0	7	7	14

**Washington:** Conway 28-yd. FG  
**Washington:** Mitchell 100-yard kickoff return (Conway kick)  
**Washington:** Conway 48-yd. FG  
**Tampa Bay:** Alstott 2-yd. run (Gramatica kick)  
**Tampa Bay:** Davis 1-yd. pass from King (Gramatica kick)

## TEAM STATISTICS

	WASH	TB
First Downs	10	12
Total Net Yards	157	186
Total Offensive Plays	58	61
Rushes-Net Yards	22-46	27-44
Net Yards Passing	111	142
Att.-Comp.-Int.	32-20-1	32-15-1
Sacked-Yards	4-38	2-15
Punts-Avg.	8-42.1	10-41.8
Fumbles-Lost	2-1	1-0
Penalties-Yards	4-61	2-25
Time of Possession	28:25	31:35

## INDIVIDUAL STATISTICS

### Running

**Washington:** Davis 17-37, Centers 1-7, Mitchell 1-1, Thrash 1-1, Hicks 1-0, Westbrook 1-0.  
**Tampa Bay:** Alstott 15-24, Dunn 11-18, King 1-2.

### Passing

**Washington:** Johnson 32-20-149, 1 INT.  
**Tampa Bay:** King 32-15-157, 1 TD, 1 INT.

### Receiving

**Washington:** Connell 4-59, Fryar 4-30, Davis 3-26, Centers 3-8, Hicks 2-17, Mitchell 2-1, Alexander 1-4, Westbrook 1-4.  
**Tampa Bay:** Dunn 4-32, Alstott 3-17, Emanuel 2-47, Moore 2-32, Green 2-25, Williams 1-3, Davis 1-1.

### Interceptions


**Washington:** Green 1-12.  
**Tampa Bay:** Lynch 1-0.

### Sacks

**Washington:** Stubblefield 1-10, Barber 1-5.  
**Tampa Bay:** White 2-20, Sapp 1-8.

### Attendance

65,835





# 1999 NFC CHAMPIONSHIP GAME




ST. LOUIS 11, TAMPA BAY 6  
JANUARY 23, 2000  
TRANS WORLD DOME (66,496)



**ST. LOUIS** – Tampa Bay held the high-powered Rams in check for nearly 60 minutes, but a late TD pass enabled St. Louis to escape with an 11-6 win before 66,496 at Trans World Dome. The win propelled the Rams to their second-ever Super Bowl berth. The Bucs jumped on the board quickly. DE Steve White intercepted NFL MVP Kurt Warner on the first play of the game, setting up the Tampa Bay offense at the St. Louis 20. Martin Gramatica booted a 25-yard FG, giving the Bucs a 3-0 lead. The Rams bounced right back, marching 74 yards on 16 plays before settling for a 24-yard FG by Jeff Wilkins. St. Louis grabbed its first lead thanks to a Bucs miscue. C Tony Mayberry snapped the ball over QB Shaun King's head and King knocked the ball out of the end zone for a safety. Wilkins missed a 44-yard FG after the ensuing free kick. The Bucs marched to the Rams 41 late in the second quarter, but CB Todd Lyght picked off King to preserve the 5-3 lead at the half. Tampa Bay reclaimed the lead at the outset of the third quarter when Gramatica nailed a 23-yarder. The Rams tried to counter but LB Hardy Nickerson intercepted Warner at the Bucs 2. On the Rams' next possession, CB Brian Kelly picked off Warner. But the turnover tide turned with eight minutes left. Rams CB Dre Bly intercepted King and returned it to midfield. Six plays later, Warner finally struck gold, lofting a 30-yard TD strike to WR Ricky Proehl. The two-point attempt failed. Tampa Bay drove to the Rams 35 but stalled with 34 seconds left.

SCORING	1	2	3	4	F
Tampa Bay	3	0	3	0	6
St. Louis	3	2	0	6	11

**Tampa Bay:** Gramatica 25-yd. FG  
**St. Louis:** Wilkins 24-yd. FG  
**St. Louis:** Safety, King out of end zone  
**Tampa Bay:** Gramatica 23-yd. FG  
**St. Louis:** Proehl 30-yd. pass from Warner (Wilkins kick)



## TEAM STATISTICS

	TB	STL
First Downs	12	17
Total Net Yards	203	309
Total Offensive Plays	57	64
Rushes-Net Yards	23-77	21-51
Net Yards Passing	126	258
Att.-Comp.-Int.	29-13-2	43-26-3
Sacked-Yards	5-37	0-0
Punts-Avg.	5-40.4	4-43.8
Fumbles-Lost	3-0	2-0
Penalties-Yards	3-15	7-48
Time of Possession	26:59	33:01

## INDIVIDUAL STATISTICS

### Rushing

**Tampa Bay:** Alstott 12-39, Dunn 9-35, King 2-3.  
**St. Louis:** Faulk 17-44, Hakim 1-6, Holcombe 1-2, Warner 2-(-)1.

### Passing

**Tampa Bay:** King 29-13-163, 0 TD, 2 INT, 32 LG.  
**St. Louis:** Warner 43-26-258, 1 TD, 3 INT, 30 LG.

### Receiving

**Tampa Bay:** Green 4-59, Dunn 4-37, Williams 2-28, Emanuel 1-22, Alstott 1-9, Moore 1-8.  
**St. Louis:** Holt 7-68, Proehl 6-100, Bruce 3-22, Faulk 3-5, Hakim 2-27, Holcombe 2-5, Williams 1-22, Robinson 1-11, Conwell 1-(-)2.

### Interceptions

**Tampa Bay:** Kelly 1-15, Nickerson 1-6, White 1-0.  
**St. Louis:** Lyght 1-19, Bly 1-9.

### Sacks

**Tampa Bay:** None.  
**St. Louis:** Wistrom 1-13, Clemons 1-8, Carter 1-6, Farr 1-5, Zgonina 1-5.

**Attendance**  
 66,496





# 2000 NFC WILD CARD PLAYOFF GAME



## PHILADELPHIA 21, TAMPA BAY 3 DECEMBER 31, 2000 VETERANS STADIUM (65,813)



PHILADELPHIA – Tampa Bay remained winless on the road in the postseason (0-5) as Philadelphia dominated the Bucs in a 21-3 victory at Veterans Stadium. The Bucs struck first on a 29-yard field goal by K Martin Gramatica early in the second quarter, but the Eagles defense proved stingy for the rest of the contest. Tampa Bay mustered 199 total yards, including just 50 on the ground, and was held to 3-of-13 on third down conversions. The Philadelphia offense, led by QB Donovan McNabb, scored all the points it would need on two drives late in the first half. McNabb kept the ball on a quarterback draw for a five-yard score with 3:21 left following a fumble by Bucs QB Shaun King. King was sacked by Philadelphia DE Hugh Douglas, putting the Eagles in great field position at the Tampa Bay 15-yard line. McNabb then extended the lead to 14-3 with a five-yard scoring strike to WR Na Brown with 12 seconds remaining before intermission. After a scoreless third quarter, the Eagles put the game out of reach on McNabb's second touchdown pass of the day, a two-yarder to TE Jeff Thomason early in the final period. McNabb completed passes to 10 different players on 24-of-33 attempts for 161 yards, and also rushed for 32 yards on eight carries. Eagles RB Chris Warren aided the ground attack, gaining 82 yards on 21 carries. Bucs QB Shaun King passed for 171 yards, including six completions to WR Keyshawn Johnson for 106 yards. But the rushing game was shut down, with FB Mike Alstott totaling 42 yards and RB Warrick Dunn gaining just one yard on eight carries.

SCORING	1	2	3	4	F
Tampa Bay	0	3	0	0	3
Philadelphia	0	14	0	7	21

**Tampa Bay:** Gramatica 29-yd. FG  
**Philadelphia:** McNabb 5-yd. run (Akers kick)  
**Philadelphia:** Brown 5-yd. pass from McNabb (Akers kick)  
**Philadelphia:** Thomason 2-yd. pass from McNabb (Akers kick)

### TEAM STATISTICS

	TB	PHI
First Downs	11	20
Total Net Yards	199	277
Total Offensive Plays	54	68
Rushes-Net Yards	19-50	33-126
Net Yards Passing	149	151
Att.-Comp.-Int.	31-17-0	33-24-1
Sacked-Yards	4-22	2-10
Punts-Avg.	6-40.5	5-36.6
Fumbles-Lost	2-1	1-0
Penalties-Yards	7-62	2-20
Time of Possession	25:06	34:53

### INDIVIDUAL STATISTICS

#### Rushing

**Tampa Bay:** Alstott 7-42, King 4-7, Dunn 8-1.  
**Philadelphia:** Warren 21-82, McNabb 8-32, Mitchell 4-12.

#### Passing

**Tampa Bay:** King 31-17-171, 0 TD, 0 INT, 41 LG.  
**Philadelphia:** McNabb 33-24-161, 2 TD, 1 INT, 25 LG.

#### Receiving

**Tampa Bay:** Johnson 6-106, Dunn 5-28, Alstott 2-14, Moore 2-12, Anthony 1-6, Hape 1-5.  
**Philadelphia:** Johnson 5-47, Mitchell 5-37, Small 3-30, Lewis 3-24, Martin 2-8, Pritchett 2-(-1), Brown 1-5, Pinkston 1-5, Warren 1-4, Thomason 1-2.

#### Interceptions

**Tampa Bay:** Abraham 1-0.  
**Philadelphia:** None.

#### Sacks

**Tampa Bay:** White 1-10, Singleton 0.5-0, Webster 0.5-0.  
**Philadelphia:** Douglas 2-14, Caldwell 1-7, Thomas 1-1.

#### Attendance

65,813



# 2001 NFC WILD CARD PLAYOFF GAME



## PHILADELPHIA 31, TAMPA BAY 9 JANUARY 12, 2002 VETERANS STADIUM (65,847)



**PHILADELPHIA** – Philadelphia controlled the running game and took advantage of four Bucs' turnovers as it ended Tampa Bay's season for the second consecutive year in a 31-9 victory at Veterans Stadium in an NFC Wild Card contest. The Bucs remained winless on the road in the postseason (0-6) and were handed a first round playoff loss for the second straight year in what would prove to be Tony Dungy's final game as head coach. FS Dexter Jackson intercepted Eagles QB Donovan McNabb on the opening series, leading to a 36-yard field goal by K Martin Gramatica. The Eagles pulled even on a David Akers FG and TE Chad Lewis gave Philadelphia the lead for good on a 16-yard TD reception from McNabb. Gramatica cut the lead to 10-6 with his second three-pointer, but McNabb found RB Duce Staley for a 23-yard TD pass in the final minute of the first half for a 17-6 lead. Gramatica again closed the gap with a 27-yard FG on the final play of the half, drawing the Bucs to within 17-9 at the break. But the Eagles dominated the second half, adding a 25-yard TD scamper by RB Correll Buckhalter and a 59-yard interception return for a touchdown by S Damon Moore in the closing minutes. Tampa Bay mustered just 258 yards of total offense, including 63 on the ground. QB Brad Johnson threw four interceptions and the Bucs converted on only 5-of-12 third down attempts. McNabb, who passed for 194 yards, added 57 yards rushing.

SCORING	1	2	3	4	F
Tampa Bay	3	6	0	0	9
Philadelphia	3	14	7	7	31

<b>Tampa Bay:</b>	Gramatica 36-yd. FG
<b>Philadelphia:</b>	Akers 26-yd. FG.
<b>Philadelphia:</b>	Lewis 16-yd. pass from McNabb (Akers kick)
<b>Tampa Bay:</b>	Gramatica 32-yd. FG
<b>Philadelphia:</b>	Staley 23-yd. pass from McNabb (Akers kick)
<b>Tampa Bay:</b>	Gramatica 27-yd. FG
<b>Philadelphia:</b>	Lewis 25-yd. run (Akers kick)
<b>Philadelphia:</b>	Moore 59-yd. INT return (Akers kick)

### TEAM STATISTICS

	TB	PHI
First Downs	16	17
Total Net Yards	258	334
Total Offensive Plays	61	57
Rushes-Net Yards	24-63	29-148
Net Yards Passing	195	186
Att.-Comp.-Int.	36-22-4	25-16-1
Sacked-Yards	1-7	3-8
Punts-Avg.	5-41.6	6-37.7
Fumbles-Lost	1-0	1-0
Penalties-Yards	4-28	7-59
Time of Possession	29:37	30:23

### INDIVIDUAL STATISTICS

#### Rushing

**Tampa Bay:** Alstott 12-32, Dunn 11-29, B. Johnson 1-2.

**Philadelphia:** McNabb 4-57, Buckhalter 9-55, Staley 15-34, Thrash 1-2.

#### Passing

**Tampa Bay:** B. Johnson 36-22-202, 0 TD, 4 INT.

**Philadelphia:** McNabb 25-16-194, 2 TD, 1 INT.

#### Receiving

**Tampa Bay:** Dunn 8-37, Alstott 5-32, K. Johnson 3-75,

Williams 2-25, Green 2-15, Moore 1-13, Yoder 1-5.

**Philadelphia:** Pinkston 5-62, Lewis 4-60, Thrash 3-32, Staley 2-27, Buckhalter 2-13.

#### Interceptions

**Tampa Bay:** Jackson 1-9.

**Philadelphia:** Moore 2-59, Dawkins 1-0, Vincent 1-0.

#### Sacks

**Tampa Bay:** Rice 2-7, White 1-1.

**Philadelphia:** Douglas 1-7.

#### Attendance

65,847



# 2002 NFC DIVISIONAL PLAYOFF GAME



## TAMPA BAY 31, SAN FRANCISCO 6 JANUARY 12, 2003 RAYMOND JAMES STADIUM (65,599)



**TAMPA** – Tampa Bay advanced to the NFC Championship Game for the third time in club history (also 1979 and 1999) behind a suffocating defense and pair of touchdown passes by QB Brad Johnson as the Buccaneers defeated San Francisco at Raymond James Stadium. Tampa Bay jumped out to a 28-6 halftime lead, reaching the end zone on three consecutive possessions in the first half. FB Mike Alstott opened the scoring with a two-yard run and added his second scoring run with less than one minute remaining in the first half. Sandwiched in between Alstott's two scores were scoring strikes to WR Joe Jurevicius from 20 yards and TE Rickey Dudley's 12-yard score in the second quarter. Johnson, who returned to the starting lineup after missing the last two regular season games with a right lower back contusion, completed 15-of-31 passes for 196 yards with two touchdowns and one interception. Tampa Bay's top-ranked defense forced five turnovers, including three interceptions of 49ers QB Jeff Garcia. San Francisco, which entered the game averaging 22.9 points per contest in the regular season and put up 39 points in its Wild Card win over the New York Giants, were limited to just two first half field goals and 228 total yards. The Bucs' defense did not allow the 49ers to score a touchdown for the first time in 50 games (counting postseason). LB Derrick Brooks, the 2002 NFL Defensive Player of the Year, posted seven tackles, one INT and a sack to pace the Bucs' defense. Tampa Bay's secondary limited WR Terrell Owens to just four catches for 35 yards as CB Ronde Barber recorded an interception and CB Dwight Smith added an interception and a fumble recovery on special teams.

SCORING	1	2	3	4	F
San Francisco	3	3	0	0	6
Tampa Bay	7	21	3	0	31

<b>Tampa Bay:</b>	Alstott 2 run (Gramatica kick)
<b>San Francisco:</b>	Chandler 24 FG
<b>Tampa Bay:</b>	Jurevicius 20 pass from B. Johnson (Gramatica kick)
<b>San Francisco:</b>	Chandler 40 FG
<b>Tampa Bay:</b>	Dudley 12 pass from B. Johnson (Gramatica kick)
<b>Tampa Bay:</b>	Alstott 2 run (Gramatica kick)
<b>Tampa Bay:</b>	Gramatica 19 FG

### TEAM STATISTICS

	SF	TB
First Downs	14	21
Total Net Yards	228	329
Total Offensive Plays	58	71
Rushes-Net Yards	13-62	38-121
Net Yards Passing	166	208
Att.-Comp.-Int.	41-22-3	32-16-1
Sacked-Yards	4-27	1-9
Punts-Avg.	3-34.3	4-47.3
Fumbles-Lost	4-2	2-1
Penalties-Yards	6-71	10-100
Time of Possession	23:14	36:46

### INDIVIDUAL STATISTICS

#### Rushing

**Tampa Bay:** Alstott 17-60 (2 TD), Pittman 17-41, Stecker 2-8, R. Johnson 1-7, B. Johnson 1-5.  
**San Francisco:** Hearst 10-55, Barlow 3-7.

#### Passing

**Tampa Bay:** B. Johnson 31-15-196, 2 TD, 1 INT, R. Johnson 1-1-21.  
**San Francisco:** Garcia 41-22-193, 0 TD, 3 INT.

#### Receiving

**Tampa Bay:** K. Johnson 5-85, Jurevicius 3-48 (1 TD), Dilger 3-35, Alstott 3-27, Dudley 1-12 (1 TD), Pittman 1-10.  
**San Francisco:** Streets 5-62, Owens 4-35, Hearst 4-29, Stokes 3-20, Beasley 2-15, E. Johnson 2-7, Wilson 1-22, Barlow 1-3.

#### Interceptions

**Tampa Bay:** Barber 1-25, Smith 1-6, Brooks 1-0.  
**San Francisco:** Holman 1-13.

#### Sacks

**Tampa Bay:** Rice 1-8, Singleton 1-6, Spiers 1-8, Brooks 0.5-2.5, Sapp 0.5-2.5.  
**San Francisco:** Peterson 1-9.

#### Attendance

65,599



# 2002 NFC CHAMPIONSHIP GAME



TAMPA BAY 27, EAGLES 10  
JANUARY 19, 2003  
VETERANS STADIUM (66,713)



**PHILADELPHIA** — Tampa Bay advanced to its first Super Bowl appearance in club history with a 27-10 victory over the Philadelphia Eagles in the final game at Veterans Stadium. The Buccaneers, under first-year head coach Jon Gruden, forced three Eagles turnovers en route to securing Tampa Bay's first road win in postseason history. CB Ronde Barber paced an outstanding defensive effort with a club-record 92-yard INT return for a TD, four passes defended, three tackles, one sack and a forced fumble. Tampa Bay built a 17-10 halftime lead behind QB Brad Johnson, who completed 20-of-33 passes for 259 yards with one TD and one INT. On the game's opening kickoff, Philadelphia KR Brian Mitchell raced 70 yards to set up RB Duce Staley's 20-yard run for a 7-0 lead. The Buccaneers responded when K Martin Gramatica drilled a club postseason-record 48-yard field goal to cut the deficit to 7-3. Late in the first quarter, Brad Johnson connected with WR Joe Jurevicius for a 71-yard completion—the second-longest in team postseason history—to set up FB Mike Alstott's one-yard TD run for a 10-7 lead. K David Akers tied the contest with a 30-yard FG, but Brad Johnson connected on a nine-yard TD to WR Keyshawn Johnson for the go-ahead score. The Bucs' defense stifled the Eagles' offensive attack in the second half and allowed just 30 yards and two first downs in the third quarter. Tampa Bay added 10 more points as Gramatica hit a 27-yard FG in the third quarter and Barber punctuated the win with the first-ever interception return in club history late in the fourth quarter.

SCORING	1	2	3	4	F
Tampa Bay	10	7	3	7	27
Philadelphia	7	3	0	0	10

**Philadelphia:** Staley 20 run (Akers kick)  
**Tampa Bay:** Gramatica 48 FG  
**Tampa Bay:** Alstott 1 run (Gramatica kick)  
**Philadelphia:** Akers 30 FG  
**Tampa Bay:** K. Johnson 9 pass from B. Johnson (Gramatica kick)  
**Tampa Bay:** Gramatica 27 FG  
**Tampa Bay:** Barber 92 INT return (Gramatica kick)

## TEAM STATISTICS

	TB	PHI
First Downs	15	20
Total Net Yards	308	312
Total Offensive Plays	65	72
Rushes-Net Yards	32-49	21-80
Net Yards Passing	259	232
Att.-Comp.-Int.	33-20-1	49-26-1
Sacked-Yards	0-0	2-11
Punts-Avg.	7-36.3	7-39.9
Fumbles-Lost	0-0	2-2
Penalties-Yards	3-16	5-45
Time of Possession	30:53	29:07

## INDIVIDUAL STATISTICS

### Rushing

**Tampa Bay:** Alstott 17-25 (1 TD), Pittman 8-17, Stecker 1-9, B. Johnson 6- -2.  
**Philadelphia:** Staley 13-58 (1 TD), McNabb 3-17, Westbrook 2-5, Levens 3-0.

### Passing

**Tampa Bay:** B. Johnson 33-20-259, 1 TD, 1 INT.  
**Philadelphia:** McNabb 49-26-243, 0 TD, 1 INT.

### Receiving

**Tampa Bay:** Pittman 5-53, McCardell 5-37, Dilger 3-41, K. Johnson 3-40 (1 TD), Jurevicius 1-71, Williams 1-7, Dudley 1-7, Stecker 1-3.  
**Philadelphia:** Lewis 6-65, Staley 6-26, Freeman 5-66, Thrash 4-23, Pinkston 3-51, Westbrook 1-8, Martin 1-4.

### Interceptions

**Tampa Bay:** Barber 1-92 (1 TD).  
**Philadelphia:** Taylor 1-1.

### Sacks

**Tampa Bay:** Rice 1-6, Barber 1-5.  
**Philadelphia:** None.

### Attendance

66,713





# SUPER BOWL XXXVII


TAMPA BAY 48, OAKLAND 21  
JANUARY 26, 2003  
QUALCOMM STADIUM (67,603)



**SAN DIEGO** – Tampa Bay, behind a suffocating defense, set Super Bowl records with five interceptions, including a Super Bowl record-setting three for touchdowns, as the Buccaneers defeated the Oakland Raiders 48-21 to capture Super Bowl XXXVII at Qualcomm Stadium for the first NFL championship



in team history. Jon Gruden became the youngest head coach at age 39 to win a Super Bowl as the Buccaneers' top-ranked defense stifled the Raiders and the league's No. 1 ranked offense. S Dexter Jackson earned Most Valuable Player honors for his two first-half interceptions and CB Dwight Smith returned a pair of second-half interceptions from 44 and 50 yards for TDs. LB Derrick Brooks added a 44-yard INT return for a score. The Buccaneers' defense held the Raiders to 269 total yards, 19 rushing yards and 11 total first downs. Tampa Bay's defensive line added five sacks, including two courtesy of DE Simeon Rice. Raiders QB Rich Gannon, the league's Most Valuable Player, completed 24-of-44 passes for 272 yards with two TDs and a Super Bowl record five INTs. Gannon, who threw just 10 INTs in 618 passing attempts during the regular season, finished with a 48.9 passer rating as Tampa Bay held Oakland to 62 total yards in the first half, the second-fewest in Super Bowl history. Oakland took a 3-0 lead on its initial possession with a 40-yard field goal by K Sebastian Janikowski. But that lead was short-lived as the Buccaneers built a 20-3 halftime advantage on a pair of K Martin Gramatica field goals and a two-yard TD run by FB Mike Alstott and a five-yard TD reception by WR Keenan McCardell. The Buccaneers scored a pair of touchdowns in the third quarter on McCardell's eight-yard scoring pass from QB Brad Johnson, who completed 18-of-34 passes for 215 yards with two TDs and one INT, and Smith's 44-yard INT return for a 34-3 advantage. RB Michael Pittman posted a season-high 29 carries for 124 yards. Oakland found the end zone for the first time late in the third quarter and added two more TDs, the last by All-Pro WR Jerry Rice from 48 yards out to cut the lead to 34-21. But the Buccaneers clinched their first championship in 27 seasons with two defensive scores in the final 1:18, courtesy of Brooks, the NFL's Defensive Player of the Year, and Smith's score with just two seconds remaining.





SCORING	1	2	3	4	F
Oakland	3	0	6	12	21
Tampa Bay	3	17	14	14	48

Oakland: Janikowski 40 FG

Tampa Bay: Gramatica 31 FG

Tampa Bay: Gramatica 43 FG

Tampa Bay: Alstott 2 run (Gramatica kick)

Tampa Bay: McCardell 5 pass from B. Johnson (Gramatica kick)

Tampa Bay: McCardell 8 pass from B. Johnson (Gramatica kick)

Tampa Bay: Smith 44 INT return (Gramatica kick)

Oakland: Porter 39 pass from Gannon (pass failed)

Oakland: E. Johnson 13 return of blocked punt (pass failed)

Oakland: Rice 48 pass from Gannon (pass failed)

Tampa Bay: Brooks 44 INT return (Gramatica kick)

Tampa Bay: Smith 50 INT return (Gramatica kick)

#### TEAM STATISTICS

	OAK	TB
First Downs	11	24
Total Net Yards	269	365
Total Offensive Plays	60	76
Rushes-Net Yards	11-19	42-150
Net Yards Passing	250	215
Att.-Comp.-Int.	44-24-5	34-18-1
Sacked-Yards	5-22	0-0
Punts-Avg.	5-39.0	5-31.0
Fumbles-Lost	1-0	1-0
Penalties-Yards	7-51	5-41
Time of Possession	22:46	37:14

#### INDIVIDUAL STATISTICS

##### Rushing

Oakland: Garner 7-10, Crockett 2-6, Gannon 2-3.

Tampa Bay: Pittman 29-124, Alstott 10-15 (1 TD), B. Johnson 1-10, Stecker 1-1, Tupa 1-0.

##### Passing

Oakland: Gannon 44-24-272, 2 TD, 5 INT.

Tampa Bay: B. Johnson 34-18-215, 2 TD, 1 INT.

##### Receiving

Oakland: Garner 7-51, Rice 5-77 (1 TD), Jolley 5-59, Porter 4-62 (1 TD), Brown 1-9, Ritchie 1-7, Wheatley 1-7.

Tampa Bay: K. Johnson 6-69, Alstott 5-43, Jurevicius 4-78, McCardell 2-13 (2 TD), Dilger 1-12.

##### Interceptions

Oakland: Woodson 1-12.

Tampa Bay: Smith 2-94 (2 TD), Jackson 2-34, Brooks 1-44 (1 TD).

##### Sacks

Oakland: None.

Tampa Bay: Rice 2-7, Sapp 1-9, Spires 1-5, Wyms 1-1.

##### Attendance

67,603



## 2005 NFC WILD CARD GAME



WASHINGTON 17, TAMPA BAY 10  
JANUARY 7, 2006

RAYMOND JAMES STADIUM (65,514)



**TAMPA** – Despite surrendering just 120 yards of total offense to the visiting Washington Redskins, Tampa Bay suffered its first playoff defeat at Raymond James Stadium in the NFC Wild Card contest. The 120 yards were the fewest yards gained by a winning team in a game in NFL playoff history. Redskins QB Mark Brunell was limited to seven completions on 15 attempts for 41 yards and one interception while the Washington rushing attack averaged only 3.1 yards per carry on 31 attempts. Tampa Bay fell behind 14-0 in the first quarter following two Tampa Bay miscues. Redskins LB LaVar Arrington picked off a tipped QB Chris Simms pass deep in Buccaneers territory on their second possession, setting up a RB Clinton Portis six-yard touchdown run. On the ensuing possession, RB Carnell "Cadillac" Williams fumbled and Redskins S Sean Taylor returned it 51 yards for a touchdown. The two teams traded field goals in the second quarter as Washington went to the locker room with a 17-3 lead at halftime. Tampa Bay got back within seven at 17-10 on its first possession of the second half, driving 51 yards in seven plays as Simms capped it off with a two-yard touchdown run for what turned out to be the final scoring of the day. Following a CB Brian Kelly interception in Washington territory with just under four minutes remaining, the Buccaneers had a chance to tie the game but Simms' 35-yard pass into the end zone to WR Edell Shepherd was ruled incomplete. Tampa Bay regained possession near mid-field with 1:05 left in the contest, but Simms was intercepted following another tipped ball on the first play of the drive.



SCORING	1	2	3	4	F
Washington	14	3	0	0	17
Tampa Bay	0	3	7	0	10
Washington:	Portis 6 run (Hall kick)				
Washington:	Taylor 51 fumble return (Hall kick)				
Tampa Bay:	Bryant 43 FG				
Washington:	Hall 47 FG				
Tampa Bay:	Simms 2 run (Bryant kick)				

## TEAM STATISTICS

	WASH	TB
First Downs	9	17
Total Net Yards	120	243
Total Offensive Plays	49	66
Rushes-Net Yards	31-95	25-75
Net Yards Passing	25	168
Att.-Comp.-Int.	16-7-1	38-25-2
Sacked-Yards	2-16	3-30
Punts-Avg.	7-38.3	5-39.4
Fumbles-Lost	3-0	3-1
Penalties-Yards	4-30	3-30
Time of Possession	25:31	34:29

## INDIVIDUAL STATISTICS

Rushing

Washington: Portis 16-53 (1 TD), Betts 10-25, Moss 1-11, Brunell 4-6.

Tampa Bay: Williams 18-49, Alstott 4-15, Simms 3-11.

Passing

Washington: Brunell 15-7-41, 0 TD, 1 INT, Portis 1-0-0, 0 TD, 0 INT.

Tampa Bay: Simms 38-25-198, 0 TD, 2 INT.

Receiving

Washington: Moss 2-18, Cooley 2-12, Betts 1-11, Thrash 1-5, Portis 1-(-5).

Tampa Bay: Galloway 7-69, Hilliard 4-38, Pittman 3-30, Becht 3-26, Smith 3-14, Williams 3-10, Alstott 1-7, Shepherd 1-4.

Interceptions

Washington: Arrington 1-21, Washington 1-13.

Tampa Bay: Kelly 1-3.

Sacks

Washington: Daniels 1-13, Stoutmire 1-9, Evans 1-8.

Tampa Bay: Rice 1-11, Wymys 1-5.

Attendance

65,514

# 2007 NFC WILD CARD GAME



N.Y. GIANTS 24, TAMPA BAY 14  
JANUARY 6, 2008  
RAYMOND JAMES STADIUM (65,621)



**TAMPA** – Playing host to the New York Giants in an NFC Wild Card matchup, the Buccaneers 2007 season came to an end as the Giants advanced with a 24-14 victory. Tampa Bay started fast, taking a 7-0 lead in the first quarter on a RB Earnest Graham one-yard touchdown run as the Buccaneers gained 78 first-quarter yards compared to the Giants minus-two yards. New York evened the score with 10:02 left in the first half as QB Eli Manning found RB Brandon Jacobs on a five-yard scoring pass. The Giants took the lead on their next possession as Jacobs scored on an eight-yard run, giving New York a 14-7 lead at halftime. Following a Buccaneers fumble on the opening kickoff of the second half, the Giants tacked on a 25-yard field goal for a 17-7 lead. Tampa Bay drove into Giants territory on its next possession, but QB Jeff Garcia was intercepted in the end zone. Following a Buccaneers punt that pinned the Giants at their own eight-yard line, New York drove 92 yards in 15 plays to take a 24-7 lead with 8:03 left in the game on a Manning to WR Amani Toomer four-yard touchdown pass. Tampa Bay pulled within 10 on the ensuing drive as Garcia connected with TE Alex Smith for a six-yard score with 3:25 left in the contest. The Buccaneers forced a punt on the Giants next possession and advanced near midfield, but Garcia was intercepted just after the two-minute warning to end the Buccaneers comeback attempt. LB Derrick Brooks played in his 11th postseason game, becoming the all-time leader in postseason games played in franchise history.

SCORING	1	2	3	4	F
N.Y. Giants	0	14	3	7	24
Tampa Bay	7	0	0	7	14

<b>Tampa Bay:</b>	Graham 1 run (Bryant kick)
<b>New York:</b>	Jacobs 5 pass from Manning (Tynes kick)
<b>New York:</b>	Jacobs 8 run (Tynes kick)
<b>New York:</b>	Tynes 25 FG
<b>New York:</b>	Toomer 4 pass from Manning (Tynes kick)
<b>Tampa Bay:</b>	Smith 6 pass from Garcia (Bryant kick)

## TEAM STATISTICS

	NYG	TB
First Downs	16	20
Total Net Yards	277	271
Total Offensive Plays	58	62
Rushes-Net Yards	30-100	22-69
Net Yards Passing	177	202
Att.-Comp.-Int.	27-20-0	39-23-2
Sacked-Yards	1-8	1-5
Punts-Avg.	6-44.5	5-36.8
Fumbles-Lost	0-0	2-1
Penalties-Yards	5-41	4-25
Time of Possession	33:31	26:29

## INDIVIDUAL STATISTICS

### Rushing

**New York:** Bradshaw 17-66, Jacobs 13-34.

**Tampa Bay:** Graham 18-63, Pittman 1-5, Askew 1-3, Garcia 1-2, Galloway 1-(-4).

### Passing

**New York:** Manning 27-20-185, 2 TD, 0 INT.

**Tampa Bay:** Garcia 39-23-207, 1 TD, 2 INT.

### Receiving

**New York:** Toomer 7-74, Burress 4-38, Smith 3-29, Jacobs 2-16, Boss 2-14, Bradshaw 1-9, Hedgecock 1-5.

**Tampa Bay:** Pittman 5-62, Graham 4-27, Hilliard 4-27, Clayton 3-39, Smith 3-26, Askew 2-12, Galloway 1-9, Stevens 1-5.

### Interceptions

**New York:** Webster 1-0, McQuarters 1-0.

**Tampa Bay:** None.

### Sacks

**New York:** Strahan 1-5.

**Tampa Bay:** Adams 1-8.

### Attendance

65,621





the cities of the contending teams (Tampa Bay and Oakland) appear, along with the final game score (48-21), date and place of Super Bowl XXXVII (January 26, 2003, in San Diego, Calif.), and the Super Bowl and NFL shield logos. The ring's other side displays the player's name engraved on a banner and captures the team's undaunted spirit with flag logo, palm trees, and a seagoing pirate ship reminiscent of the Buccaneers' own ship that is a fan favorite at home games.

In the long-established tradition of creating custom awards for the world of sports, Tiffany & Co. designed the Super Bowl championship rings presented to the Tampa Bay Buccaneers, winners of Super Bowl XXXVII.

The fourteen-karat yellow gold ring incorporates the Vince Lombardi Super Bowl Trophy, an original Tiffany design featuring a football in kicking position, which the company has produced for every Super Bowl since its inception in 1967. In the ring's depiction, the trophy base is set with three rectangular modified brilliant diamonds, the football is studded with a marquise diamond, and 50 sparkling round diamonds set in white gold surround the trophy. The ring's bezel reads 'Tampa Bay Buccaneers World Champions.'

Details of Super Bowl XXXVII and the Buccaneers are commemorated on the sides of the ring. On one side,

The ring reflects the close collaboration between Tiffany and the Tampa Bay Buccaneers in capturing the rich symbolism of the Super Bowl, the winning team, and the NFL. The awarding of the Super Bowl rings to the victorious Buccaneers followed the presentation of the Vince Lombardi trophy presented to the team on Super Bowl Sunday.

In addition to creating the Vince Lombardi trophy, Tiffany also creates the Pete Rozelle trophy presented to the Most Valuable Player of the Super Bowl game. Named for the late NFL Commissioner whose distinguished career spanned nearly 30 years, the trophy, a shooting star design handcrafted of sterling silver with vermeil, was first awarded in 1991 at Super Bowl XXV. The Pete Rozelle trophy was awarded to Tampa Bay's Dexter Jackson.



AT LEFT: Both sides of former Buccaneers FB Mike Alstott's Super Bowl ring



# RECORDS





# BUCCANEERS RECORDS

## INDIVIDUAL RECORDS/OFFENSE

### SCORING

#### MOST POINTS SCORED

Season	131, Matt Bryant, 2008 128, Martin Gramatica, 2002 126, Martin Gramatica, 2000 118, Matt Bryant, 2007 106, Martin Gramatica, 1999
Game	24, Jimmie Giles, at Miami, 10/20/85 18, Michael Pittman, vs. Kansas City, 11/7/04 18, Keenan McCardell, vs. Indianapolis, 10/6/03 18, Mike Alstott, vs. Minnesota, 10/28/01 18, Warrick Dunn, vs. St. Louis, 12/18/00 18, Mike Alstott, at Cincinnati, 12/27/98 18, Reggie Cobb, vs. Detroit, 11/10/91 18, Morris Owens, vs. Miami, 10/24/76

#### MOST TOUCHDOWNS SCORED

Season	13, James Wilder (13 rush), 1984 11, Mike Alstott (10 rush, 1 rec.), 2001 11, Errict Rhett (11 rush), 1995 10, Joey Galloway (10 rec.), 2005 10, Michael Pittman (7 rush, 3 rec.), 2004 10, Mike Alstott (7 rush, 3 rec.), 1997 10, James Wilder (10 rush), 1985
Game	4, Jimmie Giles, at Miami, 10/20/85 3, Michael Pittman, vs. Kansas City, 11/7/04 3, Keenan McCardell, vs. Indianapolis, 10/6/03 3, Mike Alstott, vs. Minnesota, 10/28/01 3, Warrick Dunn, vs. St. Louis, 12/18/00 3, Mike Alstott, at Cincinnati, 12/27/98 3, Reggie Cobb, vs. Detroit, 11/10/91 3, Morris Owens, vs. Miami, 10/24/76

#### MOST POINTS PLACEKICKING

Season	131, Matt Bryant, 2008
Game	16, Martin Gramatica, vs. New Orleans, 12/23/01 (4 FGs, 4 PATs) 15, Martin Gramatica, at Chicago, 12/29/02 (5 FGs) 14, Steve Christie, vs. Minnesota, 12/16/90 14, Steve Christie, vs. Green Bay, 10/14/90 14, Donald Igwebuike, at Chicago, 11/19/89 14, Bill Capece, vs. Chicago, 1/2/83 (rest are 4 FGs, 2 PATs)

#### MOST FIELD GOALS

Season	32, Matt Bryant, 2008 32, Martin Gramatica, 2002
Game	5, Martin Gramatica, at Chicago, 12/29/02

#### MOST FIELD GOALS ATTEMPTED

Season	39, Martin Gramatica, 2002
Game	6, Michael Husted, vs. Cincinnati, 10/8/95

#### BEST FIELD GOAL PERCENTAGE

Season	85.2%, Steve Christie, 1990 (23-27)
--------	-------------------------------------

#### MOST EXTRA POINTS

Season	42, Martin Gramatica, 2000
Game	6, Donald Igwebuike, vs. Atlanta, 9/13/87

#### MOST EXTRA POINTS ATTEMPTED

Season	42, Martin Gramatica, 2000
Game	7, Donald Igwebuike, vs. Atlanta, 9/13/87

#### BEST EXTRA POINT PERCENTAGE

Season	100%, 13 times, most recently by (min. 20) Matt Bryant, 2007 (34-34)
--------	---

#### MOST CONSECUTIVE GAMES

#### SCORING A TOUCHDOWN

- 6, Earnest Graham, 11/4/07 - 12/16/07
- 5, Errict Rhett, 9/24/95 - 10/22/95
- 5, Reggie Cobb, 9/27/92 - 11/1/92
- 5, Gary Anderson, 9/9/90 - 10/7/90

#### LONGEST FIELD GOAL MADE

- 62, Matt Bryant, vs. Philadelphia, 10/22/06
- 57, Michael Husted, at L.A. Raiders, 12/19/93

#### LONGEST FIELD GOAL ATTEMPT

- 62, Matt Bryant, vs. Philadelphia, 10/22/06
- 62, Martin Gramatica, vs. Indianapolis, 10/6/03
- 62, Donald Igwebuike, at New Orleans, 9/22/85  
and vs. Minnesota, 9/15/85

#### MOST CONSECUTIVE FIELD GOALS MADE

- 16, Martin Gramatica, 10/9/00 - 12/3/00
- 16, Michael Husted, 11/19/95 - 9/22/96

#### MOST CONSECUTIVE EXTRA POINTS

- 129, Martin Gramatica, 9/12/99 - 9/8/03

#### COMBINED YARDAGE

#### MOST TOTAL YARDS,

#### RUSHING AND RECEIVING

Season	2,229, James Wilder, 1984 (1,544 rush, 685 rec) 1,641, James Wilder, 1985 (1,300 rush, 341 rec) 1,555, Warrick Dunn, 2000 (1,133 rush, 422 rec) 1,511, Ricky Bell, 1979 (1,263 rush, 248 rec) 1,440, Warrick Dunn, 1997 (978 rush, 462 rec) 1,422, Mark Carrier, 1989 (1,422 rec) 1,370, Warrick Dunn, 1998 (1,026 rush, 344 rec) 1,348, Michael Pittman, 2003 (751 rush, 597 rec) 1,327, Reggie Cobb, 1992 (1,171 rush, 156 rec) 1,317, Michael Pittman, 2004 (926 rush, 391 rec) 1,317, Errict Rhett, 1995 (1,207 rush, 110 rec)
Game	239, James Wilder, at Minnesota, 11/6/83 (219 rush, 20 rec) 221, Warrick Dunn, vs. Dallas, 12/3/00 (210 rush, 11 rec) 216, James Wilder, vs. Green Bay, 9/30/84 (172 rush, 44 rec) 212, Mark Carrier, at New Orleans, 12/6/87 (212 rec) 201, James Wilder, vs. Detroit, 11/23/86 (130 rush, 71 rec)

#### MOST YARDS, PASSING AND RUSHING

Season	3,844, Brad Johnson, 2003 (3,811 pass, 33 rush) 3,772, Doug Williams, 1981 (3,563 pass, 209 rush) 3,766, Doug Williams, 1980 (3,396 pass, 370 rush)
Game	499, Doug Williams, at Minnesota, 11/16/80 (486 pass, 13 rush) 468, Vinny Testaverde, at Indianapolis, 10/16/88 (469 pass, -1 rush) 407, Brian Griese, at Chicago, 9/21/08 (407 pass) 404, Brad Johnson vs. Chicago, 11/18/01 (399 pass, 5 rush) 397, Doug Williams, vs. Chicago, 1/2/83 (367 pass, 30 rush) 395, Brian Griese, at San Diego, 12/12/04 (392 pass, 3 rush) 388, Vinny Testaverde, at New Orleans, 12/6/87 (369 pass, 19 rush) 381, Vinny Testaverde, vs. Green Bay 9/13/92 (363 pass, 18 rush) 378, Steve DeBerg, at Miami, 10/20/85 (365 pass, 13 rush)

#### RUSHING

#### MOST YARDS RUSHING

Season	1,544, James Wilder, 1984 1,300, James Wilder, 1985 1,263, Ricky Bell, 1979 1,207, Errict Rhett, 1995 1,178, Carnell Williams, 2005 1,171, Reggie Cobb, 1992 1,133, Warrick Dunn, 2000 1,026, Warrick Dunn, 1998 1,011, Errict Rhett, 1994 978, Warrick Dunn, 1997
Game	219, James Wilder, at Minnesota, 11/6/83 210, Warrick Dunn, vs. Dallas, 12/3/00

192, Errict Rhett, vs. Washington, 12/4/94
172, James Wilder, vs. Green Bay, 9/30/84
167, Ricky Bell, vs. Green Bay, 10/21/79
166, James Wilder, at Chicago, 9/8/85
158, <b>Carnell Williams, at Green Bay, 9/25/05</b>
152, Ricky Bell, vs. N.Y. Giants, 11/18/79
150, <b>Carnell Williams, vs. Atlanta, 12/24/05</b>
148, <b>Carnell Williams, at Minnesota, 9/11/05</b>

**MOST RUSHING ATTEMPTS**

Season	407, James Wilder, 1984
	365, James Wilder, 1985
	332, Errict Rhett, 1995
	310, Reggie Cobb, 1992
	290, <b>Carnell Williams, 2005</b>
Game	43, James Wilder, vs. Green Bay, 9/30/84 (OT, 39 in reg)
	42, James Wilder, at Pittsburgh, 10/30/83
	40, Errict Rhett, vs. Washington, 12/4/94

**BEST AVERAGE PER RUSH**

Season	4.6, James Wilder, 1987 (106-488)
(min. 100)	4.58, Thomas Jones, 2003 (137-627)
	4.57, Warrick Dunn, 2000 (248-1,133)
Game	10.1, Ricky Bell, vs. New Orleans, 10/14/79 (10-101)
(min. 10)	9.6, Warrick Dunn, vs. Dallas, 12/3/00 (22-210)

**MOST TOUCHDOWNS RUSHING**

Season	13, James Wilder, 1984
	11, Errict Rhett, 1995
	10, <b>Earnest Graham, 2007</b>
	10, Mike Alstott, 2001
	10, James Wilder, 1985
Game	3, Michael Pittman, vs. Kansas City, 11/7/04
	3, Mike Alstott, vs. Minnesota, 10/28/01
	3, Warrick Dunn, vs. St. Louis, 12/18/00
	3, Mike Alstott, at Cincinnati, 12/27/98
	3, Reggie Cobb, vs. Detroit, 11/20/91

**MOST YARDS RUSHING – QUARTERBACK**

Season	425, Steve Young, 1986
	370, Doug Williams, 1980
Game	105, Vinny Testaverde, vs. Minnesota, 12/16/90

**MOST 100-YARD RUSHING GAMES**

Season	6, <b>Carnell Williams, 2005</b>
	5, Warrick Dunn, 1997
	5, James Wilder, 1985
	5, James Wilder, 1984
	5, Ricky Bell, 1979 (plus 1 in playoffs)
	4, Michael Pittman, 2004
	4, Errict Rhett, 1995
	4, Errict Rhett, 1994
	4, Reggie Cobb, 1992

**PASSING****MOST YARDS PASSING**

Season	3,811, Brad Johnson, 2003
	3,563, Doug Williams, 1981
	3,554, Steve DeBerg, 1984
	3,406, Brad Johnson, 2001
	3,396, Doug Williams, 1980
Game	486, Doug Williams, at Minnesota, 11/16/80
	469, Vinny Testaverde, at Indianapolis, 10/16/88
	407, Brian Griesse, at Chicago, 9/21/08
	399, Brad Johnson, vs. Chicago, 11/18/01
	392, Brian Griesse, at San Diego, 12/12/04
	373, Jack Thompson, at Detroit, 12/19/83
	370, Vinny Testaverde, vs. Cleveland, 11/5/89
	369, Vinny Testaverde, at New Orleans, 12/6/87
	367, Doug Williams, vs. Chicago, 12/83
	365, Steve DeBerg, at Miami, 10/20/85
	363, Vinny Testaverde, vs. Green Bay, 9/13/92
	351, Vinny Testaverde, vs. Atlanta, 12/2/90
	350, Doug Williams, vs. Chicago, 12/20/80
	347, Brian Griesse, at Carolina, 11/28/04
	346, Brad Johnson, vs. Atlanta, 12/20/03
	346, Steve DeBerg, vs. Chicago, 10/6/85

**MOST PASSES ATTEMPTED**

Season	570, Brad Johnson, 2003
	559, Brad Johnson, 2001
	521, Doug Williams, 1980
	509, Steve DeBerg, 1984
	482, Trent Dilfer, 1996
Game	67, Brian Griesse, at Chicago, 9/21/08
	61, Brad Johnson, vs. Carolina, 9/14/03
	56, Brad Johnson, vs. Chicago, 11/18/01
	56, Doug Williams, vs. Cleveland, 9/28/80
	55, Doug Williams, at Minnesota, 11/16/80

**MOST PASSES COMPLETED**

Season	354, Brad Johnson, 2003
	340, Brad Johnson, 2001
	308, Steve DeBerg, 1984
	281, Brad Johnson, 2002
	267, Trent Dilfer, 1996
Game	40, Brad Johnson, vs. Chicago, 11/18/01
	38, Brian Griesse, at Chicago, 9/21/08
	37, Jeff Garcia, at Detroit, 10/21/07
	36, Brian Griesse, at San Diego, 12/12/04
	34, Brad Johnson, vs. Atlanta, 12/20/03
	34, Brad Johnson, vs. Carolina, 9/14/03

**HIGHEST COMPLETION PERCENTAGE**

Season	69.3%, Brian Griesse, 2004 (233-336)
(min. 150 att.)	64.9%, Jeff Garcia, 2008 (227-343)
	63.9%, Jeff Garcia, 2007 (209-327)
	62.3%, Brad Johnson, 2002 (281-451)
	62.1%, Brad Johnson, 2003 (354-570)
Game	88.0%, Vinny Testaverde, vs. Green Bay, 9/13/92 (22-25)
	86.2%, Steve DeBerg, at Detroit, 10/14/84 (25-29)
	84.2%, Brian Griesse, at New Orleans, 10/10/04 (16-19)
	83.3%, Trent Dilfer, vs. Denver, 9/26/99 (15-18)
	82.2%, Jeff Garcia, at Detroit, 10/21/07 (37-45)
	81.5%, Vinny Testaverde, at Green Bay, 9/10/89 (22-27)

**MOST YARDS PER ATTEMPT**

Season	7.83, Brian Griesse, 2004
(min. 150 att.)	7.72, Vinny Testaverde, 1990
	7.56, Doug Williams, 1981
	7.46, Jeff Garcia, 2007
	7.32, Craig Erickson, 1994
Game	15.2, Jeff Garcia, vs. New Orleans, 9/16/07
	14.5, Vinny Testaverde, vs. Green Bay, 9/13/92
	14.3, Gary Huff, vs. St. Louis, 12/18/77
	13.0, Craig Erickson, vs. Indianapolis, 9/11/94

**MOST TOUCHDOWN PASSES**

Season	26, Brad Johnson, 2003
	22, Brad Johnson, 2002
	21, Trent Dilfer, 1998
	21, Trent Dilfer, 1997
	20, Brian Griesse, 2004
	20, Vinny Testaverde, 1989
	20, Doug Williams, 1980
Game	5, Brad Johnson, vs. Minnesota, 11/3/02
	5, Steve DeBerg, vs. Atlanta, 9/13/87

**MOST INTERCEPTIONS THROWN**

Season	35, Vinny Testaverde, 1988
Game	7, Steve DeBerg, vs. San Fran., 9/7/86

**LOWEST INTERCEPTION PERCENTAGE**

Season	1.22%, Jeff Garcia, 2007 (4-327)
	1.33%, Brad Johnson, 2002 (6-451)
	1.60%, Jeff Garcia, 2008 (6-376)
	1.97%, Brad Johnson, 2001 (11-559)
	2.23%, Chris Simms, 2005 (7-313)

**MOST CONSECUTIVE PASSES WITHOUT AN INTERCEPTION**

197, Jeff Garcia, 9/9/07 - 10/28/07
187, Brad Johnson, 12/23/01 - 9/29/02

**HIGHEST NFL PASSER RATING**

Season	97.5, Brian Griesse, 2004
(min. 150 att.)	94.6, Jeff Garcia, 2007
	92.9, Brad Johnson, 2002
	90.2, Jeff Garcia, 2008
	85.3, Steve DeBerg, 1987

## MOST 300-YARD PASSING GAMES

Season	4, Brad Johnson, 2003
	4, Vinny Testaverde, 1989 and 1988
	4, Doug Williams, 1981 and 1980

## MOST CONSECUTIVE COMPLETIONS

- 18, Jeff Garcia, at Detroit, 10/21/07
- 18, Brad Johnson, over two games, at Philadelphia, 9/8/03 (13) and vs. Carolina, 9/14/03 (5)
- 15, **Luke McCown**, at New Orleans, 12/2/07
- 15, Brian Griese, over two games, at New Orleans, 10/10/04 (6) and at St. Louis, 10/18/04 (9)
- 15, Brad Johnson, over two games, at St. Louis, 11/26/01 (1) and at Cincinnati, 12/2/01 (14)
- 15, Steve DeBerg, vs. Minnesota, 9/14/86

## MOST CONSECUTIVE PASSES WITHOUT BEING SACKED

- 160, Brad Johnson, 9/14/03–10/19/03
- 111, Doug Williams, 11/4/79–12/2/79
- 97, Brian Griese, 9/21/08–9/28/08

## MOST CONSECUTIVE GAMES THROWING A TD PASS

- 12, Brian Griese, 10/10/04–9/11/05
- 11, Brad Johnson, 9/8/03–11/24/03

## RECEIVING

### MOST PASS RECEPTIONS

Season	106, Keyshawn Johnson, 2001
	86, Mark Carrier, 1989
	85, James Wilder, 1984
	84, Keenan McCardell, 2003
	83, Antonio Bryant, 2008
	83, Joey Galloway, 2005
Game	13, Earnest Graham, at Detroit, 10/21/07
	13, James Wilder, vs. Minnesota, 9/15/85
	12, Warrick Dunn, vs. Chicago, 11/18/01
	12, Keyshawn Johnson, vs. Chicago, 11/18/01
	11, five times, most recently by Jacques Green, at Minnesota, 10/9/00
	10, 13 times, most recently by Antonio Bryant, at Chicago, 9/21/08

### MOST YARDS RECEIVING

Season	1,422, Mark Carrier, 1989
	1,287, Joey Galloway, 2005
	1,266, Keyshawn Johnson, 2001
	1,248, Antonio Bryant, 2008
	1,193, Michael Clayton, 2004
	1,176, Kevin House, 1981
	1,174, Keenan McCardell, 2003
	1,088, Keyshawn Johnson, 2002
	1,057, Joey Galloway, 2006
	1,040, Bruce Hill, 1988
	1,014, Joey Galloway, 2007
	1,005, Kevin House, 1984
Game	212, Mark Carrier, at New Orleans, 12/6/87
	209, Antonio Bryant, at Carolina, 12/8/08
	178, Kevin House, at Oakland, 10/18/81
	176, Charles Wilson, vs. L.A. Rams, 12/11/94
	166, Joey Galloway, vs. Detroit, 10/2/05
	166, Gerald Carter, at San Francisco, 11/18/84
	166, Morris Owens, at Seattle, 10/16/77
	164, Mark Carrier, at Chicago, 11/19/89
	164, Jacques Green, vs. Kansas City, 11/14/99
	162, Bruce Hill, at Indianapolis, 10/16/88
	161, Joey Galloway, at Atlanta, 9/17/06

### MOST TOUCHDOWNS RECEIVING

Season	10, Joey Galloway, 2005
	9, Mark Carrier, 1989
	9, Bruce Hill, 1988
	9, Kevin House, 1981
Game	4, Jimmie Giles, at Miami, 10/20/85

### MOST RECEPTIONS, RUNNING BACK

Season	85, James Wilder, 1984
Game	13, Earnest Graham, at Detroit, 10/21/07
	13, James Wilder, vs. Minnesota, 9/15/85

## MOST YARDS RECEIVING, RUNNING BACK

Season	685, James Wilder, 1984
Game	138, Warrick Dunn, vs. Chicago, 11/18/01

## MOST RECEPTIONS, TIGHT END

Season	62, Jackie Harris, 1995
Game	10, Jackie Harris, at Green Bay, 11/26/95

## MOST YARDS RECEIVING, TIGHT END

Season	786, Jimmie Giles, 1981
Game	143, Calvin Magee, at Chicago, 12/7/86
	134, Jimmie Giles, vs. St. Louis, 11/10/85

## BEST AVERAGE PER RECEPTION

Season	22.1, Kevin House, 1980 (24-531)
	21.1, Horace Copeland, 1993 (30-633)

## LONGEST RECEPTION, RUNNING BACK

- 74, Gary Anderson, vs. Green Bay, 10/14/90
- 68, Michael Pittman, at Carolina, 11/28/04
- 68, (TD), Michael Pittman, at Atlanta, 9/21/03
- 68, Warrick Dunn, vs. Detroit, 12/12/99

## LONGEST RECEPTION, TIGHT END

- 81 (TD), Tyji Armstrong, vs. L.A. Rams, 12/6/92
- 81 (TD), Jimmie Giles, vs. Chicago, 11/1/81

## MOST 100-YARD RECEIVING GAMES

Season	9, Mark Carrier, 1989
--------	-----------------------

## INDIVIDUAL RECORDS/DEFENSE

### MOST TACKLES

Season	214, Hardy Nickerson, 1993
	196, Shelton Quarles, 2005
	194, Hardy Nickerson, 1997
	189, Derrick Brooks, 1998
	182, Derrick Brooks, 1997
Game	23, Derrick Brooks, at Minnesota, 9/30/01
	22, Derrick Brooks, vs. Buffalo, 11/26/00
	22, Hardy Nickerson, at Chicago, 11/23/97
	21, Shelton Quarles, vs. New Orleans, 1/1/06
	21, Broderick Thomas, vs. Philadelphia, 10/6/91

### MOST QUARTERBACK SACKS

Season	16.5, Warren Sapp, 2000
	15.5, Simeon Rice, 2002
	15.0, Simeon Rice, 2003
	14.0, Simeon Rice, 2005
	13.0, Marcus Jones, 2000
	13.0, Lee Roy Selmon, 1977
	12.5, Warren Sapp, 1999
	12.0, Simeon Rice, 2004
	11.0, Simeon Rice, 2001
	11.0, Broderick Thomas, 1991
	11.0, Lee Roy Selmon, 1983
	11.0, Lee Roy Selmon, 1979
	11.0, Lee Roy Selmon, 1978
Game	4.0, Simeon Rice, at Washington, 10/12/03
	4.0, Marcus Jones, vs. Detroit, 10/19/00

### MOST DEFENSIVE TOUCHDOWNS

Season	4, Derrick Brooks, 2002
	3, Wayne Haddix, 1990
	2, Ronde Barber, 2007
	2, Ronde Barber, 2006
	2, Ronde Barber, 2004
	2, Ronde Barber, 2000
	2, Donnie Abraham, 1999
	2, Hugh Green, 1983
	2, Cedric Brown, 1981
	2, Richard Wood, 1977
Game	2, Ronde Barber, vs. Philadelphia, 10/22/06

### MOST PASS INTERCEPTIONS

Season	10, Ronde Barber, 2001
	9, Cedric Brown, 1981
	8, Brian Kelly, 2002
	7, Donnie Abraham, 1999, 2000
	7, Wayne Haddix, 1990
	7, Jeremiah Castille, 1985

Game 3, Ronde Barber, twice, at New Orleans, 12/4/05 and at New Orleans, 12/23/01

### MOST YARDS, INTERCEPTIONS RETURNED

Season 231, Wayne Haddix, 1990  
218, Derrick Brooks, 2002  
215, Cedric Brown, 1981

Game 131, Cedric Brown, vs. Green Bay, 11/22/81

### MOST INTERCEPTIONS FOR TOUCHDOWNS

Season 3, Derrick Brooks, 2002  
3, Wayne Haddix, 1990

Game 2, Ronde Barber, vs. Philadelphia, 10/22/06

### LONGEST FUMBLE RETURN

80 (TD), Cedric Brown (lateral from Danny Reece), at Houston, 10/19/80

### LONGEST NON-SCORING FUMBLE RETURN

38, Donald Anderson, at New Orleans, 12/6/87

### MOST FUMBLES CAUSED

Season 7, Greg White, 2007  
7, Broderick Thomas, 1991  
7, Wally Chambers, 1979

### MOST FUMBLES RECOVERED

Season 5, Bill Kollar, 1979  
4, four times, most recently by Jovan Haye, 2007

## INDIVIDUAL RECORDS/ SPECIAL TEAMS

### MOST PUNTS

Season 100, Dave Green, 1978  
98, Dave Green, 1977

Game 11, six times, most recently by Josh Bidwell, at Chicago, 12/17/06

### BEST GROSS PUNTING AVERAGE

Season 45.57, Josh Bidwell, 2005  
44.49, Josh Bidwell, 2008  
43.92, Josh Bidwell, 2007  
43.49, Josh Bidwell, 2006  
43.25, Tom Tupa, 2003  
Game 52.0, Tom Tupa, at New Orleans, 12/7/03  
(min. 4) 52.0, Tom Tupa, at New Orleans, 12/1/02  
51.8, Josh Bidwell, at N.Y. Jets, 10/9/05  
51.0, Josh Bidwell, at Detroit, 11/23/08  
50.7, Tom Tupa, at Atlanta, 9/21/03

### BEST NET PUNTING AVERAGE

Season 37.8, Tommy Barnhardt, 1996  
37.6, Josh Bidwell, 2008  
37.5, Josh Bidwell, 2005  
37.4, Mark Royals, 1999

### MOST PUNTS INSIDE THE 20

Season 30, Josh Bidwell, 2007  
30, Tom Tupa, 2002  
27, Josh Bidwell, 2008  
26, Tom Tupa, 2003  
26, Mark Royals, 2001

### MOST FAIR CATCHES FORCED

Season 42, Dan Stryzinski, 1994

### MOST PUNT RETURNS

Season 70, Danny Reece, 1979 (NFL Record)  
57, Danny Reece, 1980  
Game 8, Danny Reece, vs. Detroit, 9/1/79

### MOST YARDS PUNTS RETURNED

Season 597, Karl Williams, 1997  
492, Mark Jones, 2005  
453, Jacques Green, 1998  
Game 120, Karl Williams, vs. Cleveland, 10/13/02  
116, Karl Williams, at Detroit, 11/11/01  
116, Karl Williams, vs. Chicago, 12/21/97

### BEST AVERAGE, PUNT RETURNS

Season 21.1, Karl Williams, 1996 (min. 10)

## MOST KICKOFF RETURNS

Season 58, Bobby Joe Edmonds, 1995  
48, Phil Freeman, 1985

Game 8, Vernon Turner, vs. Minnesota, 10/30/94

## MOST YARDS KICKOFFS RETURNED

Season 1,147, Bobby Joe Edmonds, 1995  
1,118, Reidel Anthony, 1998

Game 242, Vernon Turner, vs. Minnesota, 10/30/94

## BEST AVERAGE, KICKOFF RETURNS

Season 28.6, Mark Jones, 2007 (min. 10)  
27.8, Micheal Spurlock, 2007

## MOST SPECIAL TEAMS TACKLES

Season 31, Shelton Quarles, 1999  
Game 6, Dana Natziger, vs. Minnesota, 9/5/81  
5, Torrie Cox, vs. New Orleans, 11/5/06  
5, Jameel Cook, vs. Detroit, 10/2/05  
5, Shelton Quarles, vs. Minnesota, 12/6/99  
5, Sam Anno, vs. Minnesota, 12/16/90

## LONGEST BLOCKED RETURNS

Field Goal 79 (TD), Mike Washington, vs. Atlanta, 9/24/78  
Punt 33 (TD), Ricky Reynolds, at Washington, 10/22/89

## TEAM RECORDS/OFFENSE

### SCORING

#### MOST POINTS SCORED

Season 388, 2000  
361, 2008  
346, 2002  
335, 1984  
334, 2007  
Game 48, vs. New Orleans, 12/23/01  
48, vs. Atlanta, 9/13/87  
42, vs. Chicago, 10/8/89  
41, vs. Minnesota, 10/28/01  
41, vs. Minnesota, 10/29/00  
41, vs. Chicago, 9/10/00  
41, vs. N.Y. Jets, 12/16/84

#### MOST TOUCHDOWNS

Season 43, 2000  
40, 1984  
38, 2008  
38, 1997  
38, 1981  
Game 7, vs. Atlanta, 9/13/87  
6, vs. Chicago, 10/8/89

#### MOST RUSHING TOUCHDOWNS

Season 19, 1995  
18, 2000  
Game 3, 16 times, most recently vs. St. Louis, 9/23/07

#### MOST PASSING TOUCHDOWNS

Season 27, 2003  
24, 2004  
23, 2002  
23, 1989  
22, 1987, 1985 and 1984  
Game 5, vs. Minnesota, 11/3/02  
5, vs. Atlanta, 9/13/87

#### MOST RETURN TOUCHDOWNS

Season 7, 2008  
7, 2000  
6, 2002  
5, 1981  
Game 3, at New Orleans, 12/11/77

#### MOST FIELD GOALS

Season 32, 2008  
32, 2002  
28, 2007  
28, 2001  
28, 2000  
Game 5, at Chicago, 12/29/02

**MOST FIELD GOALS ATTEMPTED**

Season	39, 2002
	38, 2008
	35, 2001
	35, 1994
	34, 2000
Game	6, vs. Cincinnati, 10/8/95

**LARGEST MARGIN OF VICTORY**

Season	+150, 2002 (346-196)
Game	+41, vs. Chicago, 9/10/00 (41-0)
	+38, vs. Atlanta, 9/13/87 (48-10)
	+35, at Cincinnati, 12/27/98 (35-0)
	+34, vs. Atlanta, 12/16/07 (37-3)
	+34, vs. Green Bay, 11/22/81 (37-3)

**LARGEST MARGIN OF VICTORY, HOME**

Game	+41, vs. Chicago, 9/10/00 (41-0)
	+38, vs. Atlanta, 9/13/87 (48-10)
	+34, vs. Atlanta, 12/16/07 (37-3)
	+34, vs. Green Bay, 11/22/81 (37-3)
	+32, vs. San Francisco, 11/21/04 (35-3)

**LARGEST MARGIN OF VICTORY, ROAD**

Game	+35, at Cincinnati, 12/27/98 (35-0)
	+28, at Cincinnati, 9/29/02 (35-7)
	+25, at Baltimore, 9/15/02 (25-0)
	+24, at Atlanta, 11/18/07 (31-7)
	+22, at Washington, 10/12/03 (35-13)

**TOTAL YARDS****MOST YARDS, TOTAL OFFENSE**

Season	5,456, 2008
	5,453, 2003
	5,321, 1984
	5,229, 2007
	5,160, 1981
Game	573, at Minnesota, 11/16/80
	483, at Indianapolis, 10/16/88
	476, at Miami, 10/20/85
	475, at Cincinnati, 10/29/89
	466, at New Orleans, 12/2/07

**MOST PLAYS**

Season	1,091, 1984
	1,055, 1979
	1,046, 2001
	1,045, 2008
	1,036, 2003
Game	91, vs. Green Bay, 9/30/84 (OT, 79 in regulation)
	87, at Kansas City, 10/28/84
	86, vs. Indianapolis, 10/4/92
	84, at Chicago, 9/21/08

**BEST AVERAGE GAIN PER PLAY**

Season	5.43, 1981
	5.36, 2007
	5.26, 2003
	5.22, 2008
	5.07, 1988
Game	8.43, vs. Minnesota, 10/29/00
	8.35, at Miami, 10/20/85
	8.2, at Indianapolis, 10/16/88

**BEST TIME OF POSSESSION**

Game	48:09, vs. Oakland, 11/10/96 (OT, 37:09 in regulation)
	43:07, vs. Arizona, 11/14/07
	42:59, vs. Atlanta, 12/16/07
	42:14, vs. Washington, 12/4/94
	41:41, vs. Seattle, 10/19/08
	41:21, vs. Detroit, 11/24/85 (OT, 31:40 in regulation)

**FIRST DOWNS****MOST FIRST DOWNS**

Season	344, 1984
	307, 2003
	298, 2008
	298, 2001
	295, 1988

Game	30, vs. Atlanta, 12/24/05
	30, vs. Atlanta, 9/13/87
	28, five times, most recently at Chicago, 9/21/08

**MOST RUSHING FIRST DOWNS**

Season	114, 1984
	111, 1978, 1998 and 2000
Game	16, at Cincinnati, 12/27/98
	16, vs. Washington, 12/4/94
	16, vs. Detroit, 9/16/84

**MOST PASSING FIRST DOWNS**

Season	209, 1984
	190, 2003
	189, 2001
	184, 2008
	175, 2004
Game	22, at Chicago, 9/21/08
	21, vs. Chicago, 11/18/01
	20, vs. Atlanta, 9/13/87
	20, vs. Cleveland, 9/28/80

**MOST PENALTY FIRST DOWNS**

Season	34, 1985
	33, 1987
Game	6, vs. Kansas City, 9/5/93
	5, seven times, most recently vs. N.Y. Giants, 11/24/03

**BEST THIRD DOWN EFFICIENCY**

Season	42.9%, 1984
	41.3%, 1989
Game	87.5%, vs. Atlanta, 9/13/87 (14-16)

**RUSHING****MOST RUSHING ATTEMPTS**

Season	609, 1979
	549, 1978
Game	62, vs. Kansas City, 12/16/79
	55, vs. Philadelphia, 12/29/79 (Playoff Game)
	55, vs. Green Bay, 10/21/79

**MOST YARDS RUSHING**

Season	2,437, 1979
	2,148, 1998
Game	250, vs. Dallas, 12/3/00
	246, vs. Minnesota, 11/1/98
	244, vs. N.Y. Giants, 11/2/80
	235, at Green Bay, 9/16/79
	229, at Detroit, 9/21/86
	229, vs. Detroit, 9/1/79

**BEST AVERAGE PER RUSH**

Season	4.22, 2000
	4.17, 2007
	4.11, 1998
	4.09, 1986
	4.07, 2008
Game	9.00, vs. Detroit, 12/23/95 (16-144)
	8.56, vs. Green Bay, 11/16/03 (18-154)
	7.30, at New Orleans, 9/7/08 (20-146)
	6.94, vs. Dallas, 12/3/00 (36-250)
	6.62, at New Orleans, 12/2/07 (26-172)

**PASSING****MOST PASSES ATTEMPTED**

Season	592, 2003
	592, 2001
	570, 1989
	567, 2002
	563, 1984
Game	67, at Chicago, 9/21/08
	61, vs. Carolina, 9/14/03
	56, vs. Chicago, 11/18/01
	56, at Minnesota, 11/16/80
	56, vs. Cleveland, 9/28/80

**MOST PASSES COMPLETED**

Season	369, 2003
	362, 2001
	355, 2008



	348, 2002
	340, 2004
Game	41, vs. Chicago, 11/18/01
	38, at Chicago, 9/21/08
	37, at Detroit, 10/21/07
	36, at San Diego, 12/12/04
	34, vs. Atlanta, 12/20/03
	34, vs. Carolina, 9/14/03

#### BEST COMPLETION PERCENTAGE

Season	66.4%, 2004
	64.5%, 2007
	63.2%, 2008
	62.3%, 2003
	62.2%, 2005
Game	86.2%, at Detroit, 10/14/84 (25-29)
	84.6%, vs. Green Bay, 9/13/92 (22-26)
	82.2%, at Detroit, 10/21/07 (37-45)
	81.5%, at Green Bay, 9/10/89 (22-27)
	80.0%, at New Orleans, 12/11/77 (8-10)

#### MOST NET YARDS PASSING

Season	3,805, 2003
	3,619, 2008
	3,545, 1984
	3,474, 2004
	3,445, 2002
Game	486, at Minnesota, 11/16/80
	444, at Indianapolis, 10/16/88
	407, at Chicago, 9/21/08
	395, vs. Chicago, 11/18/01
	373, at San Diego, 12/12/04
	367, at San Francisco, 12/23/07
	365, at Miami, 10/20/85
	352, at New Orleans, 12/6/87

#### BEST AVERAGE PER PASS PLAY

Season	7.00, 1994
	6.97, 1981
Game	15.2, vs. New Orleans, 9/16/07
	14.3, vs. St. Louis, 12/18/77
	11.2, at Detroit, 9/9/90

#### HIGHEST PASSER RATING

Season	91.7, 2007
	89.1, 2004
	86.3, 2002
	83.8, 2008
	81.5, 2003

#### MOST PASSES INTERCEPTED

Season	35, 1988
	25, 1993
Game	7, vs. San Francisco, 9/7/86

#### FEWEST PASSES INTERCEPTED

Season	8, 2007
	10, 2002
	11, 1982 (9 games)
	12, 2001
	12, 1997

#### FEWEST TIMES BUCS PASSER SACKED

Season	11, 1982 (9 games)
	12, 1979

#### MOST TIMES BUCS PASSER SACKED

Season	56, 1985, 1991 and 1995
Game	10, vs. Pittsburgh, 10/21/01
	10, vs. Washington, 10/9/77
	9, at L.A. Rams, 11/5/78

#### FUMBLES

##### MOST FUMBLES

Season	39, 1983
Game	8, at N.Y. Jets, 12/12/82

##### FEWEST FUMBLES

Season	16, 2005
	16, 2000

##### FEWEST FUMBLES LOST

Season	7, 1994
--------	---------

#### PENALTIES

##### MOST PENALTIES:

Season	131, 2005
Game	20, vs. Seattle, 10/17/76

##### FEWEST PENALTIES:

Season	38, 1982 (9 games)
	75, 1999
Game	0, at Detroit, 12/18/83

##### MOST YARDS PENALIZED

Season	1,104, 2003
Game	190, vs. Seattle, 10/17/76

##### FEWEST YARDS PENALIZED

Season	297, 1982 (9 games)
	614, 2007
Game	0, at Detroit, 12/18/83

#### TEAM RECORDS/DEFENSE

##### TOTAL DEFENSE

##### FEWEST TOTAL YARDS ALLOWED

Season	3,926, 1977 (14 games)
	3,949, 1979
Game	80, vs. Kansas City, 12/16/79
	107, vs. Houston, 12/14/03
	107, vs. N.Y. Giants, 9/12/99
	127, at Dallas, 9/9/01
	128, at Cincinnati, 9/7/80
	130, at Carolina, 10/27/02
	133, vs. Atlanta, 12/16/07
	135, vs. N.Y. Giants, 10/4/98
	136, at Atlanta, 9/21/03
	147, vs. Buffalo, 9/18/05

##### FEWEST TOTAL POINTS ALLOWED

Season	196, 2002 (16 games, 12.3 per game)
	223, 1977 (14 games, 15.9 per game)
	235, 1999 (16 games, 14.7 per game)
Game	0, vs. Atlanta, 12/5/04 (27-0)
	0, at Philadelphia, 9/8/03 (17-0)
	0, vs. Dallas, 10/26/03 (16-0)
	0, at Baltimore, 9/15/02 (25-0)
	0, at Chicago, 12/29/02 (15-0)
	0, vs. Chicago, 9/10/00 (41-0)
	0, at Cincinnati, 12/27/98 (35-0)
	0, vs. St. Louis, 11/10/85 (16-0)
	0, vs. Kansas City, 12/16/79 (3-0)
	3, 17 times, most recently vs. Carolina, 10/12/08

##### FEWEST FIRST DOWNS ALLOWED

Season	228, 1999
	236, 2002
	241, 1977 (14 games)
Game	4, vs. N.Y. Giants, 9/12/99
	4, vs. Kansas City, 12/16/79
	5, vs. Atlanta, 12/16/07
	7, vs. Seattle, 10/19/08
	7, vs. Houston, 12/14/03
	7, vs. Washington, 12/4/94

##### FEWEST RUSHING FIRST DOWNS ALLOWED

Season	75, 1998, 1999, 2005
Game	0, at Detroit, 9/17/00
	0, vs. Washington, 12/4/94

##### FEWEST PASSING FIRST DOWNS ALLOWED

Season	106, 1977 (14 games)
	109, 1978
Game	0, vs. New England, 12/12/76

##### FEWEST PLAYS ALLOWED

Season	925, 1998
	933, 1976 (14 games)
Game	36, vs. Atlanta, 12/16/07
	38, vs. Kansas City, 12/16/79
	39, vs. Seattle, 10/19/08
	40, vs. Washington, 12/4/94

**LOWEST OPPONENT THIRD DOWN PERCENTAGE**

Season	31.7%, 1998
Game	0.0%, vs. Atlanta, 12/16/07 (0-9) 0.0%, at Chicago, 1/2/00 (0-12)

**MOST TURNOVERS FORCED**

Season	46, 1981 (32 int, 14 fum) 43, 1978 (29 int, 14 fum)
Game	8, vs. Minnesota, 12/16/90 (5 int, 3 fum)

**RUSHING DEFENSE****FEWEST YARDS ALLOWED**

Season	1,407, 1999 1,515, 2005 1,551, 1988
Game	10, vs. Washington, 12/4/94 12, vs. Green Bay, 12/26/99 17, at Detroit, 9/17/00 17, at L.A. Raiders, 12/19/93 23, vs. Arizona, 11/4/07 23, vs. Minnesota, 10/18/87

**FEWEST RUSHES ALLOWED**

Season	361, 1999
Game	10, at Detroit, 9/17/00 12, vs. Arizona, 11/4/07 12, at Detroit, 9/7/97 12, vs. Green Bay, 12/26/99

**LOWEST AVERAGE PER RUSH**

Season	3.24, 1988 3.44, 1978
Game	0.74, at L.A. Raiders, 12/19/93 0.83, vs. Washington, 12/4/94

**PASSING DEFENSE****FEWEST NET YARDS ALLOWED**

Season	1,895, 1977 (14 games) 2,076, 1979
Game	16, at Cincinnati, 9/7/80 17, vs. Chicago, 12/27/79 18, at Giants, 10/7/79 20, at Carolina, 10/27/02

**FEWEST ATTEMPTS ALLOWED**

Season	321, 1976 (14 games) 337, 1977 (14 games) 419, 1978
Game	7, at Chicago, 11/26/78

**FEWEST COMPLETIONS ALLOWED**

Season	180, 1976 (14 games) 190, 1977 (14 games) 241, 1978
Game	4, vs. Atlanta, 12/16/07 4, at Chicago, 11/26/78 4, vs. New England, 12/12/76

**LOWEST PCT. OF COMPLETIONS ALLOWED**

Season	50.8%, 2002 52.7%, 1999 55.8%, 1990
Game	26.7%, vs. Atlanta, 12/16/07 (4-15) 27.8%, at Carolina, 10/27/02 (5-18) 28.6%, at Cincinnati, 9/7/80 (6-21) 28.6%, vs. New England, 12/12/76 (4-14)

**MOST PASSES INTERCEPTED**

Season	32, 1981 (648 yards returned) 31, 2002 29, 1978
Game	6, at New Orleans, 12/11/77 5, five times, most recently at Seattle, 11/28/99

**MOST TIMES PASSERS SACKED**

Season	55, 2000 45, 2004 44, 1997 43, 2002 43, 1999
--------	--

	42, 2001 42, 1983 10, at Baltimore, 9/9/79 9, at Philadelphia, 9/19/99 8, vs. Green Bay, 12/7/98
--	--

**MOST YARDS PASSERS SACKED**

Season	332, 2000 331, 1997
Game	75, vs. N.Y. Giants, 11/18/79 (5)

**PENALTIES****MOST OPPONENT PENALTIES**

Season	136, 1984
Game	16, vs. Carolina, 9/14/03 16, vs. Chicago, 10/21/84

**MOST YARDS OPPONENT PENALIZED**

Season	1,078, 1984
Game	160, at Denver, 11/7/76

**FEWEST PENALTY FIRST DOWNS ALLOWED**

Season	7, 2007
--------	---------

**FUMBLES****MOST FUMBLES FORCED**

Season	45, 1979 43, 1983
Game	8, vs. Green Bay, 12/7/98

**MOST FUMBLES RECOVERED**

Season	24, 1979 22, 1976
Game	4, vs. Washington, 11/25/07 4, at St. Louis, 11/26/01 4, at Pittsburgh, 10/30/83

**TEAM RECORDS/SPECIAL TEAMS****MOST PUNTS**

Season	102, 1978 96, 1983
Game	11, six times, most recently at Chicago, 12/17/06

**FEWEST PUNTS**

Season	68, 1988 68, 1984
Game	0, vs. Minnesota, 10/29/00 0, vs. Minnesota, 11/1/98 0, vs. Miami, 9/21/97 0, at Green Bay, 11/22/81

**BEST GROSS PUNTING AVERAGE**

Season	45.6, 2005
Game	52.0, at New Orleans, 12/7/03 (min. 4) 52.0, at New Orleans, 12/1/02

**BEST NET PUNTING AVERAGE**

Season	37.8, 1996
--------	------------

**MOST PUNT RETURNS**

Season	70, 1979
Game	8, vs. Detroit, 9/1/79

**MOST PUNT RETURN YARDAGE**

Season	645, 1997
Game	134, at Detroit, 11/11/01 120, vs. Cleveland, 10/13/02 116, vs. Chicago, 12/21/97

**BEST PUNT RETURN AVERAGE**

Season	13.6, 1998
--------	------------

**MOST KICKOFF RETURNS**

Season	80, 1985
Game	9, vs. Minnesota, 10/30/94 9, at N.Y. Jets, 11/17/85

**MOST KICKOFF RETURN YARDAGE**

Season	1,622, 1985
	1,486, 2008
	1,450, 2004
	1,422, 1994
Game	265, vs. Minnesota, 10/30/94

**BEST KICKOFF RETURN AVERAGE**

Season	24.8, 2008
	24.2, 2004
	24.1, 2002

**MOST PUNTS FORCED**

Season	104, 1979
	99, 2002
	97, 1978
Game	12, vs. N.Y. Giants, 9/12/99
	10, at Chicago, 12/17/06
	10, vs. Seattle, 9/19/04
	10, at Washington, 10/1/00
	10, at Detroit, 9/8/96
	10, vs. Chicago, 12/2/79

**LOWEST GROSS OPPONENT PUNTING AVERAGE**

Season	37.6, 1977 (14 games)
Game	25.5, at Pittsburgh, 12/5/76

**LOWEST PUNT RETURN AVERAGE ALLOWED**

Season	5.3, 1992
--------	-----------

**LOWEST KICKOFF RETURN AVERAGE ALLOWED**

Season	17.6, 1999
--------	------------

**FEWEST TOTAL PUNT RETURN YARDS ALLOWED**

Season	103, 1994
--------	-----------

**OPPONENT RECORDS/INDIVIDUAL SCORING****MOST TOUCHDOWNS (ALSO MOST POINTS, 24)**

- 4, Marshall Faulk, St. Louis, 12/18/00
- 4, Jerry Rice, San Francisco, 11/14/93
- 4, Sterling Sharpe, Green Bay, 10/24/93
- 3, 14 times, most recently by Marty Booker, Chicago, 11/18/01

**MOST POINTS PLACEKICKING**

- 18, Fuad Reveiz, Minnesota, 10/30/94 (5 FGs, 3 PAT)

**MOST FIELD GOALS**

- 5, Joe Nedney, San Francisco, 10/30/05
- 5, Fuad Reveiz, Minnesota, 10/30/94
- 5, Eric Schubert, N.Y. Giants, 11/3/85

**LONGEST FIELD GOAL**

- 57, Nate Kaeding, San Diego, 12/21/08
- 55, Matt Prater, Denver, 10/5/08
- 55, Kevin Butler, Chicago, 12/12/93

**LONGEST FIELD GOAL ATTEMPTED**

- 63, Ray Wersching, San Francisco, 10/26/80

**RUSHING****MOST YARDS RUSHING**

- 237, Barry Sanders, Detroit, 11/13/94
- 215, Barry Sanders, Detroit, 10/12/97
- 207, Eric Dickerson, L.A. Rams, 10/5/86
- 203, Earl Campbell, Houston, 10/19/80
- 196, Eric Dickerson, Indianapolis, 12/27/87
- 191, Eric Dickerson, L.A. Rams, 11/25/84
- 187, Barry Sanders, Detroit, 11/7/93
- 186, DeAngelo Williams, Carolina, 12/8/08
- 177, Michael Bush, Oakland, 12/28/08
- 173, Anthony Thomas, Chicago, 12/16/01

**MOST RUSHING ATTEMPTS**

- 35, Heath Sherman, Philadelphia, 10/6/91
- 34, John Riggins, Washington, 9/19/82
- 33, seven times, most recently by Nick Goings, Carolina, 12/26/04

**LONGEST RUN**

- 85, (TD), Michael Bennett, Minnesota, 11/3/02
- 85, Barry Sanders, Detroit, 10/2/94
- 82, (TD), Barry Sanders, Detroit, 10/12/97
- 80, (TD), Barry Sanders, Detroit, 10/12/97
- 78, (TD), Reggie Brooks, Washington, 12/5/93
- 75, Napoleon Kaufman, Oakland, 12/19/99
- 75, (TD), Horace King, Detroit, 11/12/78
- 71, (TD), Steve McNair, Tennessee, 11/8/98
- 71, (TD), Herschel Walker, Minnesota, 12/8/91
- 70, (TD), Fred Taylor, Jacksonville, 11/15/98

**PASSING****MOST YARDS PASSING**

- 418, Lynn Dickey, Green Bay, 10/12/80 (OT, 336 in reg.)
- 390, Brett Favre, Green Bay, 10/10/99
- 386, Peyton Manning, Indianapolis, 10/6/03 (OT, 338 in reg.)
- 386, Tommy Kramer, Minnesota, 10/7/84
- 377, Danny White, Dallas, 10/9/83 (OT, 337 in reg.)
- 374, Wade Wilson, Minnesota, 12/16/90

**MOST PASSES ATTEMPTED**

- 62, Steve Dils, Minnesota, 9/5/81
- 53, Daunte Culpepper, Minnesota, 10/29/00
- 53, Don Majkowski, Green Bay, 12/3/89

**MOST PASSES COMPLETED**

- 37, Steve Dils, Minnesota, 9/5/81
- 35, Lynn Dickey, Green Bay, 10/12/80 (OT, 25 in reg.)
- 34, Peyton Manning, Indianapolis, 10/6/03 (OT, 29 in reg.)

**BEST COMPLETION PERCENTAGE****(MIN. 15 ATTEMPTS)**

- 84.0%, Randall Cunningham, Minnesota, 11/1/98 (21-25)
- 82.6%, Joe Montana, San Francisco, 11/18/84 (19-23)
- 81.8%, Bernie Kosar, Cleveland, 11/5/89 (18-22)
- 81.8%, Rick Neuheisel, San Diego, 10/11/87 (18-22)

**MOST TOUCHDOWN PASSES**

- 5, Tony Romo, Dallas, 11/23/06
- 5, Wade Wilson, Atlanta, 12/13/92
- 5, Boomer Esiason, Cincinnati, 10/29/89
- 5, Ken O'Brien, N.Y. Jets, 11/17/85

**LONGEST PASS**

- 91, (TD), Scott Mitchell-Brett Perriman, Detroit, 12/23/95
- 84, (TD), Drew Brees-Devery Henderson, New Orleans, 9/7/08
- 83, (TD), Jim Harbaugh-Anthony Morgan, Chicago, 10/18/92
- 81, (TD), Heath Shuler-Desmond Howard, Washington, 12/4/94
- 80, (TD), Danny White-Ron Springs, Dallas, 10/9/83
- 79, (TD), Drew Brees-Eric Parker, San Diego, 12/12/04
- 79, Scott Mitchell-Herman Moore, Detroit, 10/12/97
- 79, (TD), Bubby Bristor-Louis Lipps, Pittsburgh, 12/24/89

**MOST PASSES INTERCEPTED**

- 5, Don Majkowski, Green Bay, 10/14/90
- 5, John Kitna, Seattle, 11/28/99
- 4, 12 times, most recently by Derek Anderson, Cleveland, 12/24/06

**RECEIVING****MOST PASS RECEPTIONS**

- 13, William Andrews, Atlanta, 12/6/81
- 12, Torry Holt, St. Louis, 9/23/02
- 12, Ted Brown, Minnesota, 9/5/81

**MOST PASS RECEPTIONS - WIDE RECEIVERS**

- 12, Torry Holt, St. Louis, 9/23/02
- 11, Marques Colston, New Orleans, 11/5/06
- 11, Marvin Harrison, Indianapolis, 10/6/03
- 11, Andre Rison, Atlanta, 10/31/93
- 10, six times, most recently by T.J. Houshmandzadeh, Cincinnati, 10/15/06

## **MOST PASS RECEPTIONS – RUNNING BACKS**

- 13, William Andrews, Atlanta, 12/6/81
- 12, Ted Brown, Minnesota, 9/5/81
- 11, Reggie Bush, New Orleans, 10/8/06

## **MOST PASS RECEPTIONS – TIGHT ENDS**

- 10, Pete Mitchell, Jacksonville, 11/19/95

## **MOST YARDS RECEIVING**

- 176, Marvin Harrison, Indianapolis, 10/6/03
- 172, Jerry Rice, San Francisco, 11/14/93
- 169, Sterling Sharpe, Green Bay, 12/3/89
- 165, Marty Booker, Chicago, 11/18/01
- 165, Torry Holt, St. Louis, 12/18/00
- 162, Hassan Jones, Minnesota, 12/16/90
- 161, Pete Mitchell, Jacksonville, 11/19/95

## **MOST YARDS RECEIVING – RUNNING BACK**

- 128, Eddie Lee Ivey, Green Bay, 10/12/80

## **MOST YARDS RECEIVING – TIGHT END**

- 161, Pete Mitchell, Jacksonville, 11/19/95

## **MOST TOUCHDOWN RECEPTIONS**

- 4, Jerry Rice, San Francisco, 11/14/93
- 4, Sterling Sharpe, Green Bay, 10/24/93

## **DEFENSE**

### **MOST INTERCEPTIONS**

- 2, 52 times, most recently by DeAngelo Hall, Atlanta, 9/17/06

### **LONGEST INTERCEPTION RETURN**

- 98, (TD), Bennie Blades, Detroit, 9/29/96
- 92, (TD), Andre Collins, Washington, 12/4/94

### **LONGEST FUMBLE RETURN**

- 68, George Cumbly, Green Bay, 10/11/81

## **SPECIAL TEAMS**

### **MOST PUNTS**

- 12, Brad Maynard, N.Y. Giants, 9/12/99
- 10, Brad Maynard, Chicago, 12/17/06
- 10, Tom Rouen, Seattle, 9/19/04
- 10, Tommy Barnhardt, Washington, 10/1/00
- 10, Mark Royals, Detroit, 9/8/96
- 10, Bob Parsons, Chicago, 12/2/79

### **BEST PUNTING AVERAGE**

- 56.0, Reggie Roby, Washington, 12/4/94
- 54.3, Chris Kluwe, Minnesota, 9/11/05
- 54.0, Maury Buford, Chicago, 10/6/85

### **LONGEST PUNT**

- 81, Andy Lee, San Francisco, 11/21/04
- 76, Adam Podlesh, Jacksonville, 10/28/07
- 75, Brad Maynard, Chicago, 12/29/02
- 71, Craig Hentrich, Tennessee, 11/8/98
- 70, Glenn Pakulak, New Orleans, 11/30/08

### **MOST PUNT RETURNS**

- 11, Eddie Brown, Washington, 10/9/77 (NFL Record)

### **MOST YARDS, PUNT RETURNS**

- 145, Vai Sikaheima, St. Louis, 12/21/86
- 130, Mel Gray, New Orleans, 12/6/87
- 129, Phillip Epps, Green Bay, 10/2/83

### **LONGEST PUNT RETURN**

- 93, (TD), Glyn Milburn, Chicago, 9/20/98
- 90, (TD), Phillip Epps, Green Bay, 10/2/83
- 88, (TD), Jeff Fisher, Chicago, 9/20/81
- 80, Mel Gray, New Orleans, 12/6/87
- 71, (TD), Vai Sikaheima, St. Louis, 12/21/86

### **MOST KICKOFF RETURNS**

- 7, Aveion Cason, Detroit, 11/23/08

### **MOST YARDS, KICKOFF RETURNS**

- 197, Eddie Drummond, Detroit, 12/15/02
- 177, Brad Pyatt, Indianapolis, 10/6/03
- 176, Eddie Payton, Minnesota, 11/16/80

## **LONGEST KICKOFF RETURN**

- 105, (TD), Terry Fair, Detroit, 9/28/98
- 101, (TD), Leon Johnson, N.Y. Jets, 12/14/97
- 98, (TD), Aaron Stecker, New Orleans, 12/19/04
- 97, (TD), Andre Davis, Houston, 12/9/07
- 94, (TD), Ladell Betts, Washington, 11/13/05

## **OPPONENT RECORDS/TEAM**

### **SCORING**

#### **MOST POINTS, GAME**

- 62, at N.Y. Jets, 11/17/85

#### **MOST POINTS, HOME GAME**

- 49, vs. Minnesota, 10/23/88

#### **MOST POINTS, HALF**

- 49, at Green Bay, 10/2/83 (1st)
- 42, vs. New Orleans, 10/14/79 (2nd)

#### **MOST POINTS, QUARTER**

- 35, at Green Bay, 10/2/83 (2nd)
- 33, at Atlanta, 11/17/91 (2nd)

#### **OTHER QUARTER HIGHS**

- 1st 21, vs. Philadelphia, 9/4/88
- 3rd 21, six times, most recently at Oakland, 12/19/99
- 4th 28, vs. Indianapolis, 10/6/03
- 28, at St. Louis, 11/8/87

#### **LARGEST MARGIN OF VICTORY**

- 45, at Oakland, 12/19/99

## **TOUCHDOWNS**

### **MOST TOUCHDOWNS, GAME**

- 8, at Cincinnati, 10/29/89
- 8, at N.Y. Jets, 11/17/85

### **MOST TOUCHDOWNS, RUSHING**

- 5, at San Francisco, 12/4/83
- 5, vs. New Orleans, 10/14/79

### **MOST TOUCHDOWNS, PASSING**

- 6, at Cincinnati, 10/29/89

### **MOST TOUCHDOWNS, RETURNS**

- 3, at N.Y. Jets, 12/14/97
- 3, at Green Bay, 10/2/83
- 3, at Denver, 11/7/76

## **TOTAL OFFENSE**

### **MOST YARDS, GAME**

- 581, at N.Y. Jets, 11/17/85
- 569, vs. Green Bay, 10/12/80 (OT, 476 in reg.)
- 543, vs. Minnesota, 10/7/84
- 519, at Green Bay, 10/2/83

### **MOST PLAYS**

- 99, vs. Green Bay, 10/12/80 (OT, 82 in reg.)
- 92, at Dallas, 1/9/83 (Playoff)
- 92, vs. Minnesota, 9/5/81

### **BEST GAIN PER PLAY**

- 8.0, at Carolina, 12/8/08
- 8.0, vs. Philadelphia, 10/12/06

### **MOST FIRST DOWNS**

- 35, at N.Y. Jets, 11/17/85

### **MOST FIRST DOWNS, RUSHING**

- 18, at San Francisco, 12/4/83

### **MOST FIRST DOWNS, PASSING**

- 21, vs. Minnesota, 9/5/81
- 21, vs. Green Bay, 10/12/80 (OT, 17 in reg.)

## **RUSHING**

### **MOST RUSHING ATTEMPTS**

- 60, at Chicago, 11/26/78

**MOST YARDS RUSHING**

306, at Atlanta, 9/17/06  
 299, at Carolina, 12/8/08  
 299, vs. L.A. Rams, 11/25/84  
 296, vs. Minnesota, 12/8/91  
 273, vs. Chicago, 11/20/83

**BEST AVERAGE PER RUSH**

8.2, vs. Detroit 10/2/94

**PASSING****MOST PASSES ATTEMPTED**

63, vs. Minnesota, 9/5/81  
 53, vs. Minnesota, 10/29/00  
 53, vs. Green Bay, 12/3/89

**MOST PASSES COMPLETED**

37, vs. Minnesota, 9/5/81  
 35, vs. Green Bay, 10/12/80 (OT, 25 in reg.)  
 34, vs. Indianapolis, 10/6/03 (OT, 29 in reg.)

**MOST YARDS PASSING**

415, vs. Green Bay, 10/12/80 (OT, 333 in reg.)  
 381, vs. Indianapolis, 10/6/03 (OT, 333 in reg.)  
 379, at N.Y. Jets, 11/17/85  
 377, vs. Minnesota, 12/16/90  
 374, vs. Minnesota, 10/7/84  
 355, at Green Bay, 10/2/83  
 354, vs. Kansas City, 11/7/04  
 354, at Green Bay, 10/10/99

**BEST COMPLETION PERCENTAGE**

84.0%, vs. Minnesota, 11/1/98 (21-25)

**SPECIAL TEAMS****MOST PUNTS**

12, vs. N.Y. Giants, 9/12/99  
 10, at Chicago, 12/17/06  
 10, vs. Seattle, 9/19/04  
 10, at Washington, 10/1/00  
 10, at Detroit, 9/8/96  
 10, vs. Chicago, 12/2/79

**FEWEST PUNTS**

1, nine times, most recently at Carolina, 12/8/08

**BEST GROSS PUNTING AVG. (MIN. 4)**

56.0, vs. Washington, 12/4/94

**MOST PUNT RETURNS**

11, vs. Washington, 10/9/77

**MOST YARDS PUNTS RETURNED**

145, at St. Louis, 12/21/86

**MOST KICKOFF RETURNS**

9, vs. New Orleans, 12/23/01

**MOST YARDS KICKOFFS RETURNED**

223, at Detroit, 12/15/02  
 182, vs. Indianapolis, 10/6/03  
 179, vs. New Orleans, 12/23/01  
 179, vs. N.Y. Giants, 11/18/79

**PENALTIES****MOST PENALTIES**

16, vs. Carolina, 9/14/03  
 16, vs. Chicago, 10/21/84

**MOST YARDS PENALIZED**

160, at Denver, 11/7/76

**FEWEST YARDS PENALIZED**

0, at Green Bay, 11/25/90

**TWO-TEAM RECORDS****MOST POINTS**

90, N.Y. Jets 62, Tampa Bay 28, 11/17/85  
 79, Cincinnati 56, Tampa Bay 23, 10/29/89  
 79, Miami 41, Tampa Bay 38, 10/20/85

**FEWEST POINTS**

3, Tampa Bay 3, Kansas City 0, 12/16/79  
 9, L.A. Rams 9, Tampa Bay 0, 1/6/80  
 (NFC Championship)  
 9, San Francisco 6, Tampa Bay 3, 12/10/78  
 9, Tampa Bay 6, Chicago 3, 10/24/99

**MOST YARDS GAINED**

1,023, Tampa Bay 573, Minnesota 450, 11/16/80  
 957, Cincinnati 482, Tampa Bay 475, 10/29/89

**MOST RUSHING YARDS**

425, L.A. Rams 251, Tampa Bay 174, 10/5/86  
 (OT, 386 in reg.)  
 424, Atlanta 249, Tampa Bay 175, 9/28/86  
 (OT, 357 in reg.)  
 414, Indianapolis 257, Tampa Bay 157, 12/15/85

**MOST YARDS PASSING**

812, Tampa Bay 486, Minnesota 326, 11/16/80  
 699, Tampa Bay 318, Indianapolis 381, 10/6/03  
 684, Tampa Bay 444, Indianapolis 240, 10/16/88

**MOST PASSES ATTEMPTED**

101, Tampa Bay 67, Chicago 34, 9/21/08  
 100, Tampa Bay 54, Kansas City 46, 10/28/84  
 96, Tampa Bay 57, Chicago 39, 11/18/01  
 96, Tampa Bay 56, Minnesota 40, 11/16/80

**MOST PASSES COMPLETED**

60, Tampa Bay 38, Chicago 22, 9/21/08  
 60, Indianapolis 34, Tampa Bay 26, 10/6/03  
 57, Minnesota 33, Tampa Bay 24, 10/15/95

**MOST INTERCEPTIONS THROWN**

8, Tampa Bay 7, San Francisco 1, 9/7/86

**MOST TOUCHDOWN PASSES**

9, Cincinnati 6, Tampa Bay 3, 10/29/89

**MOST FIRST DOWNS**

54, Miami 30, Tampa Bay 24, 10/20/85

**HALF-GAME RECORDS****BUCS' OFFENSE****MOST YARDS, TOTAL OFFENSE**

374, at Minnesota, 11/16/80 (2nd)  
 346, at Indianapolis, 10/16/88 (2nd)  
 312, at Dallas, 9/21/80 (most in 1st)

**MOST YARDS, NET RUSHING**

192, vs. Chicago, 9/20/98 (2nd)  
 173, at Minnesota, 11/6/83 (2nd)

**MOST YARDS, NET PASSING**

325, at Minnesota, 11/16/80 (2nd)  
 324, at Indianapolis, 10/16/88 (2nd)  
 226, vs. Seattle, 10/19/08 (tied for most in 1st)  
 226, vs. Atlanta, 9/13/87 (tied for most in 1st)  
 225, at Chicago, 9/21/08 (2nd)

**MOST POINTS, HALF**

31, vs. Minnesota, 10/29/00 (1st)  
 31, vs. Chicago, 12/22/96 (1st)  
 30, vs. New Orleans, 12/23/01 (1st)  
 28, at Chicago, 12/17/06 (2nd)  
 28, at Washington, 10/12/03 (2nd)  
 28, vs. Minnesota, 10/28/01 (1st)  
 28, at Cincinnati, 12/27/98 (1st)  
 28, vs. Chicago, 10/8/89 (1st)  
 28, at Chicago, 9/8/85 (1st)  
 27, vs. Atlanta, 12/16/07 (1st)  
 27, vs. L.A. Rams, 12/6/92 (1st)  
 27, vs. Atlanta, 9/13/87 (1st)  
 27, vs. Green Bay, 11/22/81 (1st)



## MOST POINTS, QUARTER

24, vs. Chicago, 12/22/96 (2nd)
24, vs. Green Bay, 11/22/81 (2nd)
21, 14 times, most recently at Detroit, 11/23/08 (2nd)
(21, six times, most recently at Chicago, 12/17/06 is most in 4th)
(21, vs. Detroit, 10/3/93 is most in 3rd)
20, vs. Chicago, 10/25/87 (most in 1st)
20, vs. Chicago, 9/10/00 (2nd)

## INDIVIDUAL RECORDS

### MOST YARDS RUSHING

179, James Wilder, at Minnesota, 11/6/83 (2nd)
115, Carnell Williams, at Green Bay, 9/25/05 (2nd)
113, Warrick Dunn, vs. Dallas, 12/3/00 (1st)
112, James Wilder, vs. Green Bay, 9/30/84 (1st)

### MOST YARDS PASSING

340, Vinny Testaverde, at Indianapolis, 10/16/88 (2nd)
226, Jeff Garcia, vs. Seattle, 10/19/08 (tied for most in 1st)
226, Steve DeBerg, vs. Atlanta, 9/13/87 (tied for most in 1st)
225, Brian Griese, at Chicago, 9/21/08 (2nd)

## BUCS' DEFENSE

### FEWEST YARDS TOTAL OFFENSE ALLOWED

15, at Carolina, 10/27/02 (1st)
16, vs. New England, 11/16/97
23, vs. New York Giants, 9/2/78 (1st)
24, vs. Kansas City, 12/16/79 (2nd)

### FEWEST YARDS RUSHING ALLOWED

-4, at Carolina, 10/27/02
-2, vs. New England, 11/16/97
-1, vs. Green Bay, 12/26/99 (2nd)
2, vs. Indianapolis, 12/22/91 (2nd)
3, vs. Cincinnati, 10/15/06 (1st)
3, vs. Washington, 12/4/94 (1st)
3, vs. Green Bay, 10/14/90 (2nd)
4, vs. New Orleans, 11/30/08 (1st)
5, vs. Buffalo, 9/18/05 (2nd)
6, at L.A. Raiders, 12/19/93 (2nd)
7, vs. Green Bay, 9/28/08 (2nd)
7, vs. Washington, 12/4/94 (2nd)
7, vs. Minnesota, 10/18/87 (1st)

### FEWEST NET YARDS PASSING ALLOWED

-3, vs. Houston, 12/14/03 (1st)
---------------------------------

## OPPONENTS' INDIVIDUAL RECORDS

### MOST YARDS RUSHING

200, Barry Sanders, Detroit, 11/13/94 (2nd)
---

### MOST YARDS PASSING

294, Wade Wilson, Minnesota, 12/16/90 (2nd)
272, Peyton Manning, Indianapolis, 10/6/03 (2nd)
267, Lynn Dickey, Green Bay, 10/2/83 (1st)

## ROOKIE RECORDS

### SCORING

#### MOST POINTS

Season	106, Martin Gramatica, 1999
--------	-----------------------------

#### MOST TOUCHDOWNS

Season	8, Lars Tate, 1988
--------	--------------------

### RUSHING

#### MOST YARDS RUSHING

Season	1,178, Carnell Williams, 2005
Game	192, Errict Rhett, vs. Washington, 12/4/94

### RECEIVING

#### MOST YARDS RECEIVING

Season	1,193, Michael Clayton, 2004
Game	212, Mark Carrier, at New Orleans, 12/6/87

## MOST RECEPTIONS

Season	80, Michael Clayton, 2004
Game	9, Michael Clayton, at San Diego, 12/12/04
	9, James Wilder, vs. St. Louis, 9/27/81

## MOST TOUCHDOWNS RECEIVING

Season	7, Michael Clayton, 2004
--------	--------------------------

## PASSING

### MOST YARDS PASSING

Season	1,661, Bruce Gradkowski, 2006
Game	369, Vinny Testaverde, at New Orleans, 12/6/87

### MOST TOUCHDOWN PASSES

Season	9, Bruce Gradkowski, 2006
	7, Doug Williams, 1978
	7, Shaun King, 1999
Game	2, several times, most recently by Bruce Gradkowski, vs. New Orleans, 11/5/06

## DEFENSIVE

### MOST INTERCEPTIONS

Season	5, Donnie Abraham, 1996
	5, David Greenwood, 1985

### MOST TACKLES

Season	151, Hugh Green, 1981
--------	-----------------------

### MOST SACKS

Season	10, Santana Dotson, 1992
--------	--------------------------

## MISCELLANEOUS RECORDS

### LONGEST GAME

4:02	Green Bay, 9/30/84	W 30-27 (OT)
4:02	at Detroit, 11/20/77	L 7-16
4:01	at Minnesota, 10/28/79	W 12-10

### SHORTEST GAME

2:25	at Cincinnati, 10/10/76	L 0-21
2:30	Kansas City, 12/16/79	W 3-0
2:33	at Chicago, 11/26/78	L 3-14

### LONGEST TOUCHDOWN DRIVES

Yards	98, vs. Carolina, 12/30/07 (10 plays, 5:44, McCown-Bennett 23 pass)
	97, vs. New Orleans, 11/2/03 (9 plays, 3:22, Johnson-Pittman 26 pass)
	97, at Tennessee, 10/14/01 (13 plays, 5:33, Johnson-Dunn 26 pass)
	96, vs. Atlanta, 12/20/03 (4 plays, 1:25, Johnson-McCardell 76 pass)
	96, at Detroit, 12/15/02 (12 plays, 6:32, Alstott 1 run)
	96, at New Orleans, 12/29/81 (11 plays, 3:30, Owens 6 run)
Plays	19, at New Orleans, 9/9/84 (80 yards, 10:26, Thompson-Armstrong 2 pass)
Time	10:59, vs. New Orleans, 9/18/94 (80 yards, 15 plays, Erickson-J. Harris 10 pass)

### LONGEST FIELD GOAL DRIVES

Yards	93, vs. Chicago, 10/24/04 (10 plays, 5:21)
Plays	21, at Chicago, 9/4/94 (67 yards, 10:05)
Time	10:33, vs. San Diego, 1/2/94 (19 plays, 84 yards)

### BEST CAREER PUNTING AVERAGE

(Min. 100 att.)	44.0, Josh Bidwell (419-18,426), 2004-08
-----------------	--

### BEST CAREER FIELD GOAL PERCENTAGE

(Min. 50 Att.)	83.1%, Matt Bryant (98-118), 2005-08
----------------	--------------------------------------

### MOST KICKOFF COVERAGE TACKLES

80, Jim Obradovich, 1978-83
-----------------------------

# CAREER TOP TENS

## RUSHING (YARDS)

PLAYER	YEARS	NO.	YDS.	AVG.	LG	TD
1. James Wilder	1981-89	1,575	5,957	3.8	75t	37
2. Mike Alstott	1996-07	1,359	5,088	3.7	47t	58
3. Warrick Dunn	1997-01, 08	1,256	4,986	4.0	76	19
4. Michael Pittman	2002-07	799	3,364	4.2	78t	10
5. Reggie Cobb	1990-93	878	3,061	3.5	59t	21
6. Ricky Bell	1977-81	820	3,057	3.7	56	16
7. Errict Rhett	1994-97	823	2,853	3.5	35	24
8. Carnell Williams	2005-08	623	2,417	3.8	71t	14
9. Jerry Eckwood	1979-81	515	1,845	3.6	61t	6
10. Earnest Graham	2004-08	406	1,676	4.1	68t	14

## PASSING (YARDS)

PLAYER	YEARS	ATT.	COMP.	YDS.	PCT.	TD	INT
1. Vinny Testaverde	1987-92	2,160	1,126	14,820	.521	77	112
2. Trent Diller	1994-99	2,038	1,117	12,969	.548	70	80
3. Doug Williams	1978-82	1,890	895	12,648	.474	73	73
4. Brad Johnson	2001-04	1,683	1,040	10,940	.618	64	41
5. Steve DeBerg	1984-87, 1992-93	1,414	813	9,439	.575	61	62
6. Craig Erickson	1992-94	882	473	6,094	.536	34	31
7. Jeff Garcia	2007-08	703	453	5,152	.644	25	10
8. Brian Griese	2004-05, 08	694	455	4,841	.656	32	26
9. Shaun King	1999-03	654	368	4,064	.563	26	20
10. Jack Thompson	1983-84	475	274	3,243	.577	20	26

## RECEPTIONS

PLAYER	YEARS	NO.	YDS.	AVG.	LG	TD
1. James Wilder	1981-89	430	3,492	8.1	50	9
2. Mark Carrier	1987-92	321	5,018	15.6	78t	27
3. Mike Alstott	1996-07	305	2,284	7.5	44t	13
4. Keyshawn Johnson	2000-03	298	3,828	12.8	76	17
5. Warrick Dunn	1997-01, 08	306	2,704	8.8	68	9
6. Kevin House	1980-86	286	4,928	17.2	84t	31
7. Michael Pittman	2002-07	284	2,361	8.3	68t	6
8. Jimmie Giles	1978-86	279	4,300	15.4	81t	34
9. Joey Galloway	2004-08	248	3,912	15.8	80t	28
10. Gerald Carter	1981-87	239	3,443	14.4	74t	17

## SCORING

PLAYER	YEARS	TD	TDR	TDP	TDRT	FG	PAT	2-PT	TP
1. Martin Gramatica	1999-04	0	0	0	0	137	181	0	592
2. Michael Husted	1993-98	0	0	0	0	117	151	0	502
3. Mike Alstott	1996-07	71	58	13	0	0	0	3	432
4. Matt Bryant	2005-08	0	0	0	0	98	122	0	416
4. Donald Igwebuike	1985-89	0	0	0	0	94	134	0	416
6. James Wilder	1981-89	46	37	9	0	0	0	0	276
7. Jimmie Giles	1978-86	34	0	34	0	0	0	0	204
8. Bill Capece	1981-83	0	0	0	0	43	67	0	196
9. Kevin House	1980-86	31	0	31	0	0	0	0	186
10. Joey Galloway	2004-08	29	0	28	1	0	0	0	174

## KICKOFF RETURNS (YARDS)

PLAYER	YEARS	NO.	YDS.	AVG.	LG	TD
1. Aaron Stecker	2000-03	100	2,376	23.8	86	0
2. Reidel Anthony	1997-01	95	2,232	23.5	60	0
3. Michael Morton	1982-84	89	1,885	21.2	50	0
4. Torrie Cox	2003-08	77	1,758	22.8	59	0
5. Phil Freeman	1985-87	79	1,667	21.1	58	0
6. Gary Anderson	1990-93	81	1,511	18.7	39	0
7. Donnie Elder	1988-89	74	1,457	19.7	51	0
8. George Ragsdale	1977-79	61	1,298	21.3	46	0
9. Karl Williams	1996-03	55	1,227	22.3	63	0
10. Bobby Joe Edmonds	1995	58	1,147	19.8	44	0

**PUNT RETURNS (YARDS)**

PLAYER	YEARS	NO.	YDS.	AVG.	LG	TD
1. Karl Williams	1996-03	213	2,279	10.7	88	5
2. Danny Reece	1976-80	222	1,556	7.0	50	0
3. Willie Drewrey	1989-92	88	826	9.4	55	0
4. Mark Jones	2005-07	83	790	9.5	35	0
5. Jacques Green	1998-01	55	658	12.0	95	1
6. Bobby Futrell	1986-90	77	639	8.3	40	0
7. Clifton Smith	2008	23	324	14.1	70t	1
8. Leon Bright	1984-85	35	297	8.5	29	0
9. Bobby Joe Edmonds	1995	29	293	10.1	45	0
10. Ike Hilliard	2005-08	42	274	6.5	20	0

**INTERCEPTIONS**

PLAYER	YEARS	NO.	YDS.	AVG.	LG	TD
1. Ronde Barber	1997-08	37	653	17.6	66	7
2. Donnie Abraham	1996-01	31	341	11.0	55t	2
3. Cedric Brown	1976-84	29	593	20.4	81t	2
4. Mike Washington	1976-84	28	418	14.9	49t	3
5. Derrick Brooks	1995-08	25	530	21.2	97	6
6. John Lynch	1993-03	23	200	8.7	36	0
7. Brian Kelly	1998-07	22	237	10.8	75	1
8. Harry Hamilton	1988-91	17	232	13.7	58	0
8. Mark Cotney	1976-80, 82-84	17	205	12.1	29	0
8. Ricky Reynolds	1987-93	17	174	10.2	68t	1

**MORE CAREER TOP TENS****GAMES PLAYED**

PLAYER	NO.
1. Derrick Brooks, 1995-08	224
2. Dave Moore, 1992-01, 2004-06	190
3. Paul Gruber, 1988-99	183
4. Ronde Barber, 1997-08	177
5. John Lynch, 1993-03	164
6. Tony Mayberry, 1990-99	160
7. Mike Alstott, 1996-07	158
8. Shelton Quarles, 1997-06	148
9. Warren Sapp, 1995-03	140
10. Richard Wood, 1976-84	132

**GAMES STARTED**

PLAYER	NO.
1. Derrick Brooks, 1995-08	221
2. Paul Gruber, 1988-99	183
3. Ronde Barber, 1997-08	168
4. Tony Mayberry, 1990-99	145
5. Mike Alstott, 1996-07	137
6. John Lynch, 1993-03	132
7. Warren Sapp, 1995-03	130
8. Lee Roy Selmon, 1976-84	117
9. Shelton Quarles, 1997-06	113
10. Jimmie Giles, 1978-86	112

**TOTAL TOUCHDOWNS**

PLAYER	NO.
1. Mike Alstott, 1996-07	71
2. James Wilder, 1981-89	46
3. Jimmie Giles, 1978-86	34
4. Kevin House, 1980-86	31
5. Joey Galloway, 2004-08	29
6. Warrick Dunn, 1997-01, 08	28
7. Mark Carrier, 1987-92	27
8. Errict Rhett, 1994-97	25
9. Dave Moore, 1992-01, 2004-06	24
10. Bruce Hill, 1987-91	23

**FIELD GOAL PERCENTAGE**

(Minimum 10 attempts)

PLAYER	PCT.
1. Matt Bryant, 2005-08	.831 (98-118)
2. Steve Christie, 1990-91	.809 (38-47)
3. Martin Gramatica, 1999-04	.765 (137-179)
4. Donald Igwebuike, 1985-89	.740 (94-127)
5. Michael Husted, 1993-98	.731 (117-160)
6. Obed Ariri, 1984	.731 (19-26)
7. Garo Yepremian, 1980-81	.667 (18-27)
8. Bill Capece, 1981-83	.614 (43-70)
9. Neil O'Donoghue, 1978-79	.571 (24-42)
9. Ken Willis, 1992	.571 (8-14)

**FIELD GOALS**

PLAYER	NO.
1. Martin Gramatica, 1999-04	137
2. Michael Husted, 1993-98	117
3. Matt Bryant, 2005-08	98
4. Donald Igwebuike, 1985-89	94
5. Bill Capece, 1981-83	43
6. Steve Christie, 1990-91	38
7. Neil O' Donoghue, 1978-79	24
8. Obed Ariri, 1984	19
9. Garo Yepremian, 1980-81	18
10. Dave Green, 1976-78	13

**RUSHING ATTEMPTS**

PLAYER	NO.
1. James Wilder, 1981-89	1,575
2. Mike Alstott, 1996-07	1,359
3. Warrick Dunn, 1997-01, 08	1,256
4. Reggie Cobb, 1990-93	878
5. Errict Rhett, 1994-97	823
6. Ricky Bell, 1977-81	820
7. Michael Pittman, 2002-07	799
8. Carnell Williams, 2005-08	632
9. Jerry Eckwood, 1979-81	515
10. Earnest Graham, 2004-08	406

**RUSHING TOUCHDOWNS**

PLAYER	NO.
1. Mike Alstott, 1996-07	58
2. James Wilder, 1981-89	37
3. Errict Rhett, 1994-97	24
4. Reggie Cobb, 1990-93	21
5. Warrick Dunn, 1997-01, 08	19
6. Ricky Bell, 1977-81	16
7. Lars Tate, 1988-89	15
8. Earnest Graham, 2004-08	14
9. Carnell Williams, 2005-08	14
10. Doug Williams, 1978-82	13

**PASSING ATTEMPTS**

PLAYER	NO.
1. Vinny Testaverde, 1987-92	2,160
2. Trent Dilfer, 1994-99	2,038
3. Doug Williams, 1978-82	1,890
4. Brad Johnson, 2001-04	1,683
5. Steve DeBerg, 1984-87, 1992-93	1,414
6. Craig Erickson, 1992-94	882
7. Jeff Garcia, 2007-08	703
8. Brian Griese, 2004-05, 08	694
9. Shaun King, 1999-03	654
10. Steve Young, 1985-86	501

**PASS COMPLETIONS**

PLAYER	NO.
1. Vinny Testaverde, 1987-92	1,126
2. Trent Dilfer, 1994-99	1,117
3. Brad Johnson, 2002-04	1,040
4. Doug Williams, 1978-82	895
5. Steve DeBerg, 1984-87; 92-93	813
6. Craig Erickson, 1992-94	473
7. Brian Griese, 2004-05, 08	455
8. Jeff Garcia, 2007-08	453
9. Shaun King, 1999-02	368
10. Chris Simms, 2003-07	291

**TOUCHDOWN PASSES**

PLAYER	NO.
1. Vinny Testaverde, 1987-92	77
2. Doug Williams, 1978-82	73
3. Trent Dilfer, 1994-99	70
4. Brad Johnson, 2001-04	64
5. Steve DeBerg, 1984-87, 1992-93	61
6. Craig Erickson, 1992-94	34
7. Brian Griese, 2004-05, 08	32
8. Shaun King, 1999-02	26
9. Jeff Garcia, 2007-08	25
10. Jack Thompson, 1983-84	20

**QUARTERBACK RATING**

(Minimum 250 attempts)

PLAYER	NO.
1. Jeff Garcia, 2007-08	92.2
2. Brian Griese, 2004-05, 08	85.5
3. Brad Johnson, 2001-04	83.2
4. Shaun King, 1999-03	75.4
5. Steve DeBerg, 1984-87, 1992-93	73.9
6. Craig Erickson, 1992-94	73.8
7. Chris Simms, 2003-06	71.2
8. Jack Thompson, 1983-84	69.8
9. Trent Dilfer, 1994-99	69.4
10. Doug Williams, 1978-82	66.2

**RECEIVING YARDS**

PLAYER	NO.
1. Mark Carrier, 1987-92	5,018
2. Kevin House, 1980-86	4,928
3. Jimmie Giles, 1978-86	4,300
4. Joey Galloway, 2004-08	3,912
5. Keyshawn Johnson, 2000-03	3,828
6. James Wilder, 1981-89	3,492
7. Gerald Carter, 1981-87	3,443
8. Bruce Hill, 1987-91	2,942
9. Lawrence Dawsey, 1991-95	2,842
10. Courtney Hawkins, 1992-96	2,744

**RECEIVING TOUCHDOWNS**

PLAYER	NO.
1. Jimmie Giles, 1978-86	34
2. Kevin House, 1980-86	31
3. Joey Galloway, 2004-08	28
4. Mark Carrier, 1987-92	27
5. Dave Moore, 1992-01, 2004-06	24
6. Bruce Hill, 1987-91	23
7. Keyshawn Johnson, 2000-03	17
7. Gerald Carter, 1981-87	17
9. Reidel Anthony, 1997-01	16
10. Keenan McCardell, 2002-2003	14
10. Morris Owens, 1976-79	14

**PUNTING AVERAGE**

(Minimum 80 Punts)

PLAYER	NO.
1. Josh Bidwell, 2004-08	44.0
2. Tom Tupa, 2002-03	43.0
3. Tommy Barnhardt, 1996-98	42.6
4. Larry Swider, 1981-82	42.2
5. Mark Royals, 1990-91, 1999-01	41.3
6. Frank Garcia, 1983-87	41.1
7. Tom Blanchard, 1979-81	40.9
8. Dave Green, 1976-78	40.2
9. Dan Stryzinski, 1992-94	40.1
10. Chris Mohr, 1989	39.4

**PUNTS INSIDE THE 20**

PLAYER	NO.
1. Josh Bidwell, 2004-08	124
2. Mark Royals, 1990-91, 1999-01	96
3. Frank Garcia, 1983-87	71
4. Dan Stryzinski, 1992-94	59
5. Tom Tupa, 2002-03	56
6. Tommy Barnhardt, 1996-98	55
7. Dave Green, 1976-78	48
8. Reggie Roby, 1995	23
9. Ray Criswell, 1987-88	23
10. Larry Swider, 1981-82	19

**PUNTS**

PLAYER	NO.
1. Josh Bidwell, 2004-08	419
2. Mark Royals, 1990-91, 1999-01	414
3. Frank Garcia, 1983-87	379
4. Dave Green, 1976-78	290
5. Dan Stryzinski, 1992-94	239
6. Tom Blanchard, 1979-81	203
7. Tommy Barnhardt, 1996-98	180
8. Tom Tupa, 2002-03	173
9. Larry Swider, 1981-82	97
10. Chris Mohr, 1989	84

## PUNTING YARDS

PLAYER	NO.
1. Josh Bidwell, 2004-08	18,426
2. Mark Royals, 1990-91, 1999-01	17,106
3. Frank Garcia, 1983-87	15,588
4. Dave Green, 1976-78	11,659
5. Dan Stryzinski, 1992-94	9,587
6. Tom Blanchard, 1979-81	8,300
7. Tommy Barnhardt, 1996-98	7,659
8. Tom Tupa, 2002-2003	7,446
9. Larry Swider, 1981-82	4,096
10. Chris Mohr, 1989	3,311

## TACKLES

PLAYER	NO.
1. Derrick Brooks, 1995-08	2,196
2. Ronde Barber, 1997-08	1,065
3. Hardy Nickerson, 1993-99	1,028
4. Shelton Quarles, 1997-06	985
5. John Lynch, 1993-03	973
6. Richard Wood, 1976-84	855
7. Lee Roy Selmon, 1976-84	742
8. Jeff Davis, 1982-87	662
9. Cecil Johnson, 1977-85	645
10. David Logan, 1979-86	624

## QUARTERBACK SACKS

PLAYER	NO.
1. Lee Roy Selmon, 1976-84	78.5
2. Warren Sapp, 1995-03	77.0
3. Simeon Rice, 2001-06	69.5
4. David Logan, 1979-86	39.0
5. Chidi Ahanotu, 1993-00, 2004	34.5
6. Brad Culpepper, 1994-99	33.0
7. Broderick Thomas, 1989-93	26.5
8. Greg Spires, 2002-07	25.0
9. Marcus Jones, 1996-02	24.0
10. Ronde Barber, 1997-08	23.0
10. Santana Dotson, 1992-94	23.0

## DEFENSIVE TOUCHDOWNS

PLAYER	NO.
1. Ronde Barber, 1997-08	11
2. Derrick Brooks, 1995-08	7
3. David Logan, 1979-86	4
3. Mike Washington, 1976-84	4
5. Donnie Abraham, 1996-01	3
5. Cedric Brown, 1976-84	3
5. Wayne Haddix, 1990-91	3
5. Ricky Reynolds, 1987-93	3
5. Richard Wood, 1976-84	3
10. Shelton Quarles, 1997-06	2
10. Hugh Green, 1981-85	2

## TOTAL TOUCHDOWNS

## BY A DEFENSIVE PLAYER

(includes TDs scored on offense, defense or special teams)

PLAYER	NO.
1. Ronde Barber, 1997-08	12
2. Derrick Brooks, 1995-08	7
3. David Logan, 1979-86	4
3. Mike Washington, 1976-84	4
5. Donnie Abraham, 1996-01	3
5. Cedric Brown, 1976-84	3
5. Wayne Haddix, 1990-91	3
5. Ricky Reynolds, 1987-93	3
5. Warren Sapp, 1995-03	3
5. Richard Wood, 1976-84	3

## SEASON TOP TENS

## RUSHING (YARDS)

PLAYER	YEAR	ATT.	YDS.	AVG.	LG	TD
1. James Wilder	1984	407	1,544	3.8	37t	13
2. James Wilder	1985	365	1,300	3.6	28t	10
3. Ricky Bell	1979	283	1,263	4.5	49t	7
4. Errict Rhett	1995	332	1,207	3.6	21t	11
5. Carnell Williams	2005	290	1,178	4.1	71t	6
6. Reggie Cobb	1992	310	1,171	3.8	25t	9
7. Warrick Dunn	2000	248	1,133	4.6	70t	8
8. Warrick Dunn	1998	245	1,026	4.2	50	2
9. Errict Rhett	1994	284	1,011	3.6	27t	7
10. Warrick Dunn	1997	224	978	4.4	76t	4

## PASSING (YARDS)

PLAYER	YEAR	YDS.	ATT.	COMP.	TD	INT
1. Brad Johnson	2003	3,811	570	354	27	22
2. Doug Williams	1981	3,563	471	238	19	14
3. Steve DeBerg	1984	3,554	509	308	19	18
4. Brad Johnson	2001	3,406	559	340	13	11
5. Doug Williams	1980	3,396	521	254	20	16
6. Vinny Testaverde	1988	3,240	466	222	13	35
7. Vinny Testaverde	1989	3,133	480	258	20	22
8. Craig Erickson	1993	3,054	457	233	18	21
9. Brad Johnson	2002	3,049	451	281	22	6
10. Craig Erickson	1994	2,919	399	225	16	10



## RECEPTIONS

PLAYER	YEAR	NO.
1. Keyshawn Johnson	2001	106
2. Mark Carrier	1989	86
3. James Wilder	1984	85
4. Keenan McCardell	2003	84
5. Antonio Bryant	2008	83
5. Joey Galloway	2005	83
7. Michael Clayton	2004	80
8. Keyshawn Johnson	2002	76
9. Kevin House	1984	76
10. Michael Pittman	2003	75

## RECEIVING YARDS

PLAYER	YEAR	YDS.
1. Mark Carrier	1989	1,422
2. Joey Galloway	2005	1,287
3. Keyshawn Johnson	2001	1,266
4. Antonio Bryant	2008	1,248
5. Michael Clayton	2004	1,193
6. Kevin House	1981	1,176
7. Keenan McCardell	2003	1,174
8. Keyshawn Johnson	2002	1,088
9. Joey Galloway	2006	1,057
10. Bruce Hill	1988	1,040

## SCORING

PLAYER	YEAR	TD	PAT	FGM	2-PT.	TP
1. Matt Bryant	2008	0	35	32	0	131
2. Martin Gramatica	2002	0	32	32	0	128
3. Martin Gramatica	2000	0	42	28	0	126
4. Matt Bryant	2007	0	34	28	0	118
5. Martin Gramatica	1999	0	25	27	0	106
6. Donald Igwebuikwe	1989	0	33	22	0	99
7. Martin Gramatica	2001	0	28	23	0	97
8. Donald Igwebuikwe	1985	0	30	22	0	96
8. Steve Christie	1990	0	27	23	0	96
10. Obed Arii	1984	0	38	19	0	95

## KICKOFF RETURN AVERAGE

(Minimum 10)

PLAYER	YEAR	ATT.	YDS.	AVG.	LG	TD
1. Mark Jones	2007	10	286	28.6	36	0
2. Micheal Spurlock	2007	16	444	27.8	90t	1
3. Clifton Smith	2008	36	992	27.6	97t	1
4. Karl Williams	1996	14	383	27.4	63	0
5. Torrie Cox	2004	33	866	26.2	59	0
6. Aaron Stecker	2002	37	934	25.2	67	0
7. Charles Wilson	1994	10	251	25.1	41	0
8. John Holt	1981	11	274	24.9	43	0
9. Reidel Anthony	1998	46	1,118	24.3	60	0
10. Karl Williams	2000	19	453	23.8	41	0

## PUNT RETURN AVERAGE

(Minimum 10)

PLAYER	YEAR	NO.	YDS.	AVG.	LG	TD
1. Karl Williams	1996	13	274	21.1	88t	1
2. Jacques Green	1998	30	453	15.1	95t	1
3. Clifton Smith	2008	23	324	14.1	70t	1
4. Karl Williams	1997	46	597	13.0	63	1
5. Mark Jones	2007	12	143	11.9	35	0
6. Courtney Hawkins	1993	15	166	11.1	35	0
7. Willie Drewrey	1989	20	220	11.0	55	0
8. Bobby Futrell	1988	27	283	10.5	40	0
9. Karl Williams	2001	35	366	10.5	84t	1
10. Vernon Turner	1994	21	218	10.4	80t	1
11. Leon Bright	1985	12	124	10.3	29	0

## PASSER RATING

(Minimum 200 Attempts)

PLAYER	YEAR	RATING
1. Brian Griese	2004	97.5
2. Jeff Garcia	2007	94.6
3. Brad Johnson	2002	92.9
4. Jeff Garcia	2008	90.2
5. Steve DeBerg	1987	85.3
6. Trent Dilfer	1997	82.8
7. Craig Erickson	1994	82.5
8. Brad Johnson	2003	81.5
9. Chris Simms	2005	81.4
10. Steve DeBerg	1984	79.3

## FIELD GOAL PERCENTAGE

(Minimum 10)

PLAYER	YEAR	PCT.
1. Steve Christie	1990	.852 (23-27)
2. Matt Bryant	2007	.849 (28-33)
3. Martin Gramatica	1999	.844 (27-32)
4. Matt Bryant	2005	.840 (21-25)
5. Matt Bryant	2008	.842 (32-38)
6. Martin Gramatica	2000	.824 (28-34)
7. Martin Gramatica	2002	.821 (32-39)
8. Martin Gramatica	2001	.793 (23-29)
9. Donald Igwebuikwe	1989	.786 (22-28)
10. Bill Capece	1982	.783 (18-23)

# NET PUNTING AVERAGE

(Minimum 30)

PLAYER	YEAR	PCT.
1. Tommy Barnhardt	1996	37.8
2. Josh Bidwell	2008	37.6
3. Josh Bidwell	2005	37.5
4. Mark Royals	1999	37.4
5. Josh Bidwell	2007	37.2
6. Josh Bidwell	2006	36.8
6. Josh Bidwell	2004	36.8
8. Reggie Roby	1995	36.2
8. Dan Stryzinski	1992	36.2
10. Tom Tupa	2003	35.9
10. Dan Stryzinski	1994	35.9

# PUNTING AVERAGE

(Minimum 30)

PLAYER	YEAR	AVG.
1. Josh Bidwell	2005	45.6
2. Josh Bidwell	2008	44.5
3. Josh Bidwell	2007	43.9
4. Josh Bidwell	2006	43.5
5. Tom Tupa	2003	43.3
6. Mark Royals	1999	43.13
7. Tommy Barnhardt	1996	43.07
8. Tom Tupa	2002	42.84
9. Reggie Roby	1995	42.81
10. Larry Swider	1981	42.7
11. Josh Bidwell	2004	42.34

# PUNTS INSIDE THE 20

PLAYER	YEAR	NO.
1. Josh Bidwell	2007	30
1. Tom Tupa	2002	30
3. Josh Bidwell	2008	27
3. Tom Tupa	2003	26
3. Mark Royals	2001	26
6. Josh Bidwell	2005	24
7. Tommy Barnhardt	1996	24
8. Dan Stryzinski	1993	24
9. Josh Bidwell	2004	23
9. Mark Royals	1999	23
9. Reggie Roby	1995	23

# PUNTS

PLAYER	YEAR	NO.
1. Dave Green	1978	100
2. Dave Green	1977	98
3. Frank Garcia	1983	95
4. Josh Bidwell	2006	93
4. Dan Stryzinski	1993	93
4. Tom Blanchard	1979	93
7. Dave Green	1976	92
8. Josh Bidwell	2005	90
8. Mark Royals	1999	90
8. Tom Tupa	2002	90

# PUNTING YARDS

PLAYER	YEAR	NO.
1. Josh Bidwell	2005	4,101
2. Dave Green	1978	4,092
3. Josh Bidwell	2006	4,045
4. Frank Garcia	1983	4,008
5. Dave Green	1977	3,948
6. Mark Royals	1999	3,882
7. Tom Tupa	2002	3,856

8. Dan Stryzinski	1993	3,772
9. Tom Blanchard	1980	3,722
10. Tom Blanchard	1979	3,679

# DEFENSIVE TOUCHDOWNS

PLAYER	YEAR	NO.
1. Derrick Brooks	2002	4
2. Wayne Haddix	1990	3
3. Ronde Barber	2007	2
3. Ronde Barber	2006	2
3. Ronde Barber	2004	2
3. Ronde Barber	2000	2
3. Donnie Abraham	1999	2
3. Hugh Green	1983	2
3. Cedric Brown	1981	2
3. Richard Wood	1977	2

# QB SACKS

PLAYER	YEAR	NO.
1. Warren Sapp	2000	16.5
2. Simeon Rice	2002	15.5
3. Simeon Rice	2003	15.0
4. Simeon Rice	2005	14.0
5. Marcus Jones	2000	13.0
5. Lee Roy Selmon	1977	13.0
7. Warren Sapp	1999	12.5
8. Simeon Rice	2004	12.0
9. Lee Roy Selmon	1978	11.0
9. Lee Roy Selmon	1979	11.0
9. Lee Roy Selmon	1983	11.0
9. Broderick Thomas	1991	11.0
9. Simeon Rice	2001	11.0

# INTERCEPTIONS

PLAYER	YEAR	NO.
1. Ronde Barber	2001	10
2. Cedric Brown	1981	9
3. Brian Kelly	2002	8
4. Wayne Haddix	1990	7
4. Jeremiah Castille	1985	7
4. Donnie Abraham	1999	7
4. Donnie Abraham	2000	7
8. Mike Washington	1981	6
8. Harry Hamilton	1988	6
8. Cedric Brown	1978	6
8. Neal Colzie	1981	6
8. Beasley Reece	1983	6
8. Harry Hamilton	1989	6
8. Mark Robinson	1981	6
8. Damien Robinson	2000	6
8. Donnie Abraham	2001	6

# TACKLES

PLAYER	YEAR	NO.
1. Hardy Nickerson	1993	214
2. Shelton Quarles	2005	196
3. Hardy Nickerson	1997	194
4. Derrick Brooks	1998	189
5. Derrick Brooks	1997	182
6. Derrick Brooks	1999	180
7. Derrick Brooks	2000	179
8. Barrett Ruud	2008	178
9. Derrick Brooks	2005	174
9. Broderick Thomas	1991	174
9. Cecil Johnson	1981	174

# BUCCANEER PLAYOFF RECORDS

## INDIVIDUAL

### SERVICE

#### MOST GAMES, CAREER

- 11, Derrick Brooks
- 10, Mike Alstott, **Ronde Barber**, Shelton Quarles
- 9, John Lynch, Warren Sapp, Karl Williams

### SCORING

#### MOST POINTS, GAME

- 12, Ricky Bell, vs. Philadelphia, 12/29/79
- 12, Mike Alstott, vs. San Francisco, 1/12/03
- 12, Martin Gramatica, vs. Oakland, 1/26/03
- 12, Keenan McCardell, vs. Oakland, 1/26/03
- 12, Dwight Smith, vs. Oakland, 1/26/03

#### MOST TOUCHDOWNS, GAME

- 2, Ricky Bell, vs. Philadelphia, 12/29/79
- 2, Mike Alstott, vs. San Francisco, 1/12/03
- 2, Keenan McCardell, vs. Oakland, 1/26/03
- 2, Dwight Smith, vs. Oakland, 1/26/03

#### MOST PATS MADE, GAME

- 6, Martin Gramatica, vs. Oakland, 1/26/03

#### MOST PATS ATTEMPTED, GAME

- 6, Martin Gramatica, vs. Oakland, 1/26/03

#### MOST FIELD GOALS MADE, GAME

- 3, Martin Gramatica, at Philadelphia, 1/12/02

#### MOST FIELD GOALS ATTEMPTED, GAME

- 3, Martin Gramatica, at Philadelphia, 1/12/02

#### LONGEST FIELD GOAL

- 48, Martin Gramatica, vs. Oakland, 1/26/03

### RUSHING

#### MOST YARDS GAINED, GAME

- 142, Ricky Bell, vs. Philadelphia, 12/29/79
- 124, Michael Pittman, vs. Oakland, 1/26/03
- 93, James Wilder, at Dallas, 1/9/83

#### MOST ATTEMPTS, GAME

- 38, Ricky Bell, vs. Philadelphia, 12/29/79
- 29, Michael Pittman, vs. Oakland, 1/26/03

#### LONGEST RUN

- 31t, Mike Alstott, vs. Detroit, 12/28/97
- 26, Ricky Bell, vs. Philadelphia, 12/29/79

#### BEST AVERAGE GAIN, GAME

(MIN. 10 ATTEMPTS)

- 6.6, James Wilder, at Dallas, 1/9/83
- 6.2, Mike Alstott, vs. Detroit, 12/28/97

#### MOST TOUCHDOWNS RUSHING, GAME

- 2, Ricky Bell, vs. Philadelphia, 12/29/79
- 2, Mike Alstott, vs. San Francisco, 1/12/03

### PASSING

#### MOST ATTEMPTS, GAME

- 39, Jeff Garcia, vs. N.Y. Giants, 1/6/08
- 38, Chris Simms, vs. Washington, 1/7/06
- 36, Brad Johnson, at Philadelphia, 1/12/02
- 36, Trent Dilfer, at Green Bay, 1/4/98

#### MOST COMPLETIONS, GAME

- 25, Chris Simms, vs. Washington, 1/7/06
- 23, Jeff Garcia, vs. N.Y. Giants, 1/6/08
- 22, Brad Johnson, at Philadelphia, 1/12/02
- 20, Brad Johnson, at Philadelphia, 1/19/03

#### MOST YARDS GAINED, GAME

- 259, Brad Johnson, at Philadelphia, 1/19/03
- 215, Brad Johnson, vs. Oakland, 1/26/03
- 207, Jeff Garcia, vs. N.Y. Giants, 1/6/08
- 202, Brad Johnson, at Philadelphia, 1/12/02

#### MOST TOUCHDOWN PASSES, GAME

- 2, Brad Johnson, vs. San Francisco, 1/12/03
- 2, Brad Johnson, vs. Oakland, 1/26/03

#### LONGEST PASS COMPLETION

- 75, Doug Williams (to Jimmie Giles), at Dallas, 1/2/82
- 71, Brad Johnson (to Joe Jurevicius), at Philadelphia, 1/19/03

#### MOST INTERCEPTIONS, GAME

- 4, Brad Johnson, at Philadelphia, 1/12/02
- 4, Doug Williams, at Dallas, 1/2/82
- 3, Doug Williams, at Dallas, 1/9/83

#### MOST TIMES SACKED, GAME

- 5, Shaun King, at St. Louis, 1/23/00

### RECEIVING

#### MOST RECEPTIONS, GAME

- 8, Warrick Dunn, at Philadelphia, 1/12/02
- 7, Joey Galloway, vs. Washington, 1/7/06
- 6, Keyshawn Johnson, at Philadelphia, 12/31/00
- 6, Keyshawn Johnson, vs. Oakland, 1/26/03

#### MOST RECEIVING YARDS, GAME

- 106, Keyshawn Johnson, at Philadelphia, 12/31/00
- 98, Jimmie Giles, at Dallas, 1/2/82
- 85, Keyshawn Johnson, vs. San Francisco, 1/12/03

#### MOST TOUCHDOWN RECEPTIONS, GAME

- 2, Keenan McCardell, vs. Oakland, 1/26/03

### TACKLES

#### MOST TACKLES, GAME

- 18, Derrick Brooks, vs. Washington, 1/15/00

### SACKS

#### MOST SACKS, GAME

- 3, Warren Sapp, at Green Bay, 1/4/98
- 2, Simeon Rice, vs. Oakland, 1/26/03
- 2, Lee Roy Selmon, vs. Philadelphia, 12/29/79
- 2, Steve White, vs. Washington, 1/15/00
- 2, Simeon Rice, at Philadelphia, 1/12/02

### DEFENSIVE TOUCHDOWNS

#### MOST, GAME

- 2, Dwight Smith, vs. Oakland, 1/26/03
- 1, Derrick Brooks, vs. Oakland, 1/26/03
- 1, **Ronde Barber**, at Philadelphia, 1/19/03
- 1, Hugh Green, at Dallas, 1/9/83

### INTERCEPTIONS

#### MOST INTERCEPTIONS, GAME

- 2, Dwight Smith, vs. Oakland, 1/26/03
- 2, Dexter Jackson, vs. Oakland, 1/26/03
- 2, Donnie Abraham, at Green Bay, 1/4/98

#### MOST INTERCEPTION RETURN YARDS, GAME

- 94, Dwight Smith, vs. Oakland, 1/26/03

#### LONGEST INTERCEPTION RETURN

- 92t, **Ronde Barber**, at Philadelphia, 1/19/03

## FUMBLE RECOVERIES

### MOST OPPONENT FUMBLES RECOVERED, GAME

- 1, eight times, most recently Simeon Rice and Ellis Wyms, at Philadelphia, 1/19/03

### LONGEST FUMBLE RETURN

- 60t, Hugh Green, at Dallas, 1/9/83

## PUNTING

### MOST PUNTS, GAME

- 10, Mark Royals, vs. Washington, 1/15/00

### GROSS YARDS AVERAGE, GAME (MIN. 4)

- 47.3, Tom Tupa, vs. San Francisco, 1/12/03

### NET YARDS AVERAGE, GAME (MIN. 4)

- 39.4, Sean Landeta, vs. Detroit, 12/28/97

### LONGEST PUNT

- 56, Mark Royals, at Philadelphia, 12/31/00
- 53, Tom Blanchard, at St. Louis, 1/23/00; L.A. Rams, 1/6/80
- 53, Mark Royals, vs. Washington, 1/15/00

## PUNT RETURNS

### MOST PUNT RETURNS, GAME

- 4, Mark Jones, vs. Washington, 1/7/06
- 4, Karl Williams, at St. Louis, 1/23/00
- 3, Karl Williams, at Philadelphia, 1/12/02
- 3, Danny Reece, vs. Philadelphia, 12/29/79

### MOST PUNT RETURN YARDS, GAME

- 45, Karl Williams, at St. Louis, 1/23/00
- 37, Mark Jones, vs. Washington, 1/7/06
- 33, Danny Reece, vs. Philadelphia, 12/29/79

### BEST PUNT RETURN AVERAGE, GAME (MIN. 3)

- 11.2, Karl Williams, at St. Louis, 1/23/00

### LONGEST PUNT RETURN

- 25, Karl Williams, vs. Oakland, 1/26/03

## KICKOFF RETURNS

### MOST KICKOFF RETURNS, GAME

- 5, Micheal Spurlock, vs. N.Y. Giants, 1/6/08
- 5, James Owens, at Dallas, 1/9/83

### MOST KICKOFF RETURN YARDS, GAME

- 110, James Owens, at Dallas, 1/9/83
- 106, Micheal Spurlock, vs. N.Y. Giants, 1/6/08
- 106, Isaac Hagins, vs. L.A. Rams, 1/6/80

### BEST KICKOFF RETURN AVERAGE, GAME (MIN. 3)

- 30.7, James Owens, at Dallas, 1/2/82
- 26.5, Isaac Hagins, vs. L.A. Rams, 1/6/80

### LONGEST KICKOFF RETURN

- 35, Frank Murphy, at Philadelphia, 1/12/02
- 35, James Owens, at Dallas, 1/2/82
- 33, John Holt, at Dallas, 1/2/82

## TEAM

## SCORING

### MOST POINTS, GAME

- 48, vs. Oakland, 1/26/03
- 31, vs. San Francisco, 1/12/03

### FEWEST POINTS, GAME

- 0, vs. L.A. Rams, 1/6/80
- 0, at Dallas, 1/2/82

### MOST TOUCHDOWNS, GAME

- 6, vs. Oakland, 1/26/03
- 4, vs. San Francisco, 1/12/03

## MOST FIELD GOALS, GAME

- 3, at Philadelphia, 1/12/02
- 2, five times, most recently, vs. Oakland, 1/26/03

## MOST FIELD GOAL ATTEMPTS, GAME

- 3, at Philadelphia, 1/12/02
- 2, five times, most recently, vs. Oakland, 1/26/03

## FIRST DOWNS

### MOST FIRST DOWNS, GAME

- 24, vs. Oakland, 1/26/03
- 21, vs. San Francisco, 1/12/03
- 20, vs. N.Y. Giants, 1/6/08
- 17, vs. Washington, 1/7/06
- 17, vs. Philadelphia, 12/29/79

### FEWEST FIRST DOWNS, GAME

- 7, vs. L.A. Rams, 1/6/80

### MOST FIRST DOWNS, RUSHING, GAME

- 12, vs. Philadelphia, 12/29/79

### FEWEST FIRST DOWNS, RUSHING, GAME

- 2, at Philadelphia, 12/31/00

### MOST FIRST DOWNS, PASSING, GAME

- 15, vs. Oakland, 1/26/03
- 11, vs. N.Y. Giants, 1/6/08
- 11, vs. Washington, 1/7/06
- 11, vs. San Francisco, 1/12/03
- 11, at Philadelphia, 1/12/02

### FEWEST FIRST DOWNS, PASSING, GAME

- 4, vs. Philadelphia, 12/29/79
- 4, vs. L.A. Rams, 1/6/80
- 4, at Dallas, 1/9/83

### MOST FIRST DOWNS, PENALTY, GAME

- 3, vs. Oakland, 1/26/03
- 3, vs. San Francisco, 1/12/03

### FEWEST FIRST DOWNS, PENALTY, GAME

- 0, at Philadelphia, 1/19/03
- 0, vs. L.A. Rams, 1/6/80

## TOTAL NET YARDS

### MOST NET YARDS, GAME

- 365, vs. Oakland, 1/26/03
- 329, vs. San Francisco, 1/12/03

### FEWEST NET YARDS, GAME

- 177, vs. L.A. Rams, 1/6/80
- 186, vs. Washington, 1/15/00

## RUSHING

### MOST RUSHING ATTEMPTS, GAME

- 55, vs. Philadelphia, 12/29/79
- 42, vs. Oakland, 1/26/03

### FEWEST RUSHING ATTEMPTS, GAME

- 19, at Philadelphia, 12/31/00
- 21, at Dallas, 1/9/83

### MOST RUSHING YARDS, GAME

- 186, vs. Philadelphia, 12/29/79
- 150, vs. Oakland, 1/26/03

### FEWEST RUSHING YARDS, GAME

- 44, vs. Washington, 1/15/00
- 49, at Philadelphia, 1/19/03

### MOST RUSHING TOUCHDOWNS, GAME

- 2, vs. San Francisco, 1/12/03
- 2, vs. Philadelphia, 12/29/79

### FEWEST RUSHING TOUCHDOWNS, GAME

- 0, six times, last at Philadelphia, 1/12/02

**PASSING****MOST ATTEMPTS, GAME**

- 39, vs. N.Y. Giants, 1/6/08
- 38, vs. Washington, 1/7/06
- 37, at Green Bay, 1/4/98
- 36, at Philadelphia, 1/12/02

**FEWEST ATTEMPTS, GAME**

- 15, vs. Philadelphia, 12/29/79
- 26, vs. Detroit, 12/28/97

**MOST COMPLETIONS, GAME**

- 25, vs. Washington, 1/7/06
- 23, vs. N.Y. Giants, 1/6/08
- 22, at Philadelphia, 1/12/02
- 20, at Philadelphia, 1/19/03

**FEWEST COMPLETIONS, GAME**

- 5, vs. L.A. Rams, 1/6/80
- 7, vs. Philadelphia, 12/29/79

**MOST NET PASSING YARDS, GAME**

- 259, at Philadelphia, 1/19/03
- 215, vs. Oakland, 1/26/03
- 208, vs. San Francisco, 1/12/03

**FEWEST NET PASSING YARDS, GAME**

- 85, vs. L.A. Rams, 1/6/80
- 113, at Dallas, 1/9/83

**MOST PASSING TOUCHDOWNS, GAME**

- 2, vs. Oakland, 1/26/03
- 2, vs. San Francisco, 1/12/03

**FEWEST PASSING TOUCHDOWNS, GAME**

- 0, seven times, last vs. Washington, 1/7/06

**MOST INTERCEPTIONS THROWN, GAME**

- 4, at Philadelphia, 1/12/02
- 4, at Dallas, 1/2/82
- 3, at Dallas, 1/9/83

**FEWEST INTERCEPTIONS, GAME**

- 0, at Philadelphia, 12/31/00

**SACKS****MOST SACKS, GAME**

- 5, vs. Oakland, 1/26/03
- 5, at Dallas, 1/9/83

**INTERCEPTIONS****MOST INTERCEPTIONS, GAME**

- 5, vs. Oakland, 1/26/03

**MOST INTERCEPTION RETURN YARDS, GAME**

- 172, vs. Oakland, 1/26/03

**PUNTING****MOST PUNTS, GAME**

- 10, vs. Washington, 1/15/00
- 8, vs. L.A. Rams, 1/6/80

**GROSS YARDS AVERAGE, GAME (MIN. 4)**

- 47.3, vs. San Francisco, 1/12/03
- 43.5, at Dallas, 1/9/83

**NET YARDS AVERAGE, GAME (MIN. 4)**

- 39.4, vs. Detroit, 12/28/97
- 37.4, vs. Washington, 1/15/00

**PUNT RETURNS****MOST PUNT RETURNS, GAME**

- 4, vs. Washington, 1/7/06
- 4, at St. Louis, 1/23/00

**MOST PUNT RETURN YARDS, GAME**

- 45, at St. Louis, 1/23/00
- 37, vs. Washington, 1/7/06
- 33, vs. Philadelphia, 12/29/79

**BEST PUNT RETURN AVERAGE, GAME (MIN. 3)**

- 11.2, at St. Louis, 1/23/00

**KICKOFF RETURNS****MOST KICKOFF RETURNS, GAME**

- 6, at Philadelphia, 1/12/02
- 5, vs. N.Y. Giants, 1/6/08
- 5, at Dallas, 1/9/83
- 5, at Dallas, 1/2/82
- 5, at Green Bay, 1/4/98

**MOST KICKOFF RETURN YARDS, GAME**

- 147, at Dallas, 1/2/82
- 138, at Philadelphia, 1/12/02
- 110, at Dallas, 1/9/83

**BEST KICKOFF RETURN AVERAGE, GAME (MIN. 3)**

- 29.4, at Dallas, 1/2/82
- 26.5, vs. L.A. Rams, 1/6/80

**PENALTIES****MOST PENALTIES, GAME**

- 10, vs. San Francisco, 1/12/03
- 10, at Dallas, 1/2/82

**FEWEST PENALTIES, GAME**

- 2, vs. Washington, 1/15/00

**MOST PENALTY YARDS, GAME**

- 105, vs. Philadelphia, 12/29/79
- 105, at Dallas, 1/2/82

**FEWEST PENALTY YARDS, GAME**

- 15, at St. Louis, 1/23/00
- 16, at Philadelphia, 1/19/03
- 25, vs. N.Y. Giants, 1/6/08
- 25, vs. Washington, 1/15/00
- 25, vs. Detroit, 12/28/97



# CAREER PLAYOFF LEADERS

## RUSHING YARDS

	PLAYER	G	NO.	YDS.	AVG.	LG	TD
1.	Mike Alstott	10	112	341	3.0	31t	7
2.	Warrick Dunn	6	75	219	2.9	13	0
3.	Ricky Bell	2	58	201	3.4	26	2
4.	Michael Pittman	5	55	187	3.4	24	0
5.	Earnest Graham	2	18	63	3.5	11	1

## RECEPTIONS

	PLAYER	G	NO.	YDS.	AVG.	LG	TD
1.	Warrick Dunn	6	26	168	6.5	22	0
2.	Keyshawn Johnson	5	23	375	16.3	46	1
3.	Mike Alstott	10	21	161	7.7	26	0
4.	Michael Pittman	5	14	155	11.1	31	0
5.	Dave Moore	7	9	119	13.2	28	0

## PASSER RATING

	PLAYER	G	ATT.	COMP.	YDS.	PCT.	TD	INT	RATING
1.	Brad Johnson	4	134	75	872	56.0	5	7	66.5
2.	Jeff Garcia	1	39	23	207	59.0	1	2	60.5
3.	Chris Simms	1	38	25	198	65.8	0	2	56.7
4.	Shaun King	3	92	45	491	48.9	1	3	55.1
5.	Trent Dilfer	2	62	24	381	38.7	1	3	45.2

## SCORING

	PLAYER	G	TD	FG	PAT	TP
1.	Martin Gramatica	7	0	11-12	15-15	48
2.	Mike Alstott	10	7	0-0	0-0	42
3.	Ricky Bell	2	2	0-0	0-0	12
3.	Keenan McCardell	3	2	0-0	0-0	12
3.	Dwight Smith	3	2	0-0	0-0	12

## PUNTING (AVG.)

	PLAYER	G	NO.	YDS.	AVG.	LG
1.	Sean Landeta	2	9	371	41.22	50
2.	Mark Royals	4	26	1,071	41.19	56
3.	Larry Swider	2	11	453	41.18	52

## KICKOFF RETURNS (AVG.)

	PLAYER	G	NO.	YDS.	AVG.	LG	TD
1.	John Holt	2	2	55	27.5	33	0
2.	James Owens	2	8	202	25.3	35	0
3.	Michael Pittman	5	4	96	24.0	27	0

## PUNT RETURNS (AVG.)

	PLAYER	G	NO.	YDS.	AVG.	LG	TD
1.	Danny Reece	2	5	47	9.4	13	0
2.	Mark Jones	1	4	37	9.3	24	0
3.	Karl Williams	9	16	131	8.2	25	0

## INTERCEPTIONS

	PLAYER	G	NO.	YDS.	AVG.	LG	TD
1.	Dwight Smith	4	3	100	33.3	50t	2
1.	Dexter Jackson	5	3	43	14.3	25	0
1.	Donnie Abraham	3	3	0	0.0	0	0
4.	Ronde Barber	10	2	117	58.5	92t	1
4.	Derrick Brooks	11	2	44	22.0	44t	1
4.	Brian Kelly	9	2	18	9.0	15	0

# TOP BUCCANEER PERFORMANCES

## 100-YARD RUSHING GAMES (92)

PLAYER	ATT.	YARDS	OPPONENT	DATE
Jimmy DuBose	24	109	at N.Y. Giants	10/15/78
Ricky Bell	21	104	at L.A. Rams	11/5/78
Jerry Eckwood	20	121	vs. Detroit	9/1/79
Jerry Eckwood (2)	23	120	at Chicago	9/30/79
Ricky Bell (2)	10	101	vs. New Orleans	10/14/79
Ricky Bell (3)	28	167	vs. Green Bay	10/21/79
Ricky Bell (4)	22	152	vs. N.Y. Giants	11/18/79
Ricky Bell (5)	28	101	vs. Minnesota	11/25/79
Ricky Bell (6)	39	137	vs. Kansas City	12/16/79
Ricky Bell (7) *	38	142	vs. Philadelphia	12/29/79
Ricky Bell (8)	26	130	vs. N.Y. Giants	11/2/80
Jerry Eckwood (3)	23	114	at Chicago	9/20/81
Jerry Eckwood (4)	21	110	vs. Chicago	11/1/81
James Owens	16	112	vs. Green Bay	11/22/81
James Wilder	42	126	at Pittsburgh	10/30/83
James Wilder (2)	31	219	at Minnesota	11/6/83
James Wilder (3)	24	112	at N.Y. Giants	9/23/84
James Wilder (4)	43	172	vs. Green Bay	9/30/84
James Wilder (5)	30	146	at Minnesota	11/4/84
James Wilder (6)	28	125	vs. Atlanta	12/9/84
James Wilder (7)	31	103	vs. N.Y. Jets	12/16/84
James Wilder (8)	27	166	at Chicago	9/8/85
James Wilder (9)	22	113	vs. Minnesota	9/15/85
James Wilder (10)	26	114	at New Orleans	9/22/85
James Wilder (11)	27	104	at Detroit	9/29/85
James Wilder (12)	29	120	vs. St. Louis	11/10/85
Nathan Wonsley	18	138	at Detroit	9/21/86
Nathan Wonsley (2)	18	108	at L.A. Rams	10/5/86
James Wilder (13)	25	110	at Kansas City	10/26/86
James Wilder (14)	24	130	vs. Detroit	11/23/86
Lars Tate	18	106	at Detroit	11/13/88
William Howard	23	101	at New England	12/11/88
Lars Tate (2)	18	112	vs. Chicago	10/8/89
Gary Anderson	22	108	at Minnesota	9/30/90
Vinny Testaverde	7	105	vs. Minnesota	12/16/90
Reggie Cobb	21	139	vs. Detroit	11/10/91
Reggie Cobb (2)	22	110	vs. N.Y. Giants	11/24/91
Reggie Cobb (3)	26	107	at Detroit	9/27/92
Reggie Cobb (4)	24	109	at Chicago	10/18/92
Reggie Cobb (5)	28	114	vs. Chicago	11/15/92
Reggie Cobb (6)	26	100	vs. L.A. Rams	12/6/92
Reggie Cobb (7)	25	113	vs. Detroit	10/3/93
Errict Rhett	25	112	at Detroit	11/13/94
Errict Rhett (2)	24	111	at Seattle	11/20/94
Errict Rhett (3)	40	192	vs. Washington	12/4/94
Errict Rhett (4)	31	119	vs. L.A. Rams	12/11/94
Errict Rhett (5)	27	104	vs. Washington	9/24/95
Errict Rhett (6)	25	144	at Detroit	11/12/95
Errict Rhett (7)	24	100	vs. Jacksonville	11/19/95
Errict Rhett (8)	22	118	vs. Green Bay	12/10/95
Reggie Brooks	15	114	at Denver	9/15/96
Warrick Dunn	24	130	at Detroit	9/7/97
Warrick Dunn (2)	16	101	at Minnesota	9/14/97
Warrick Dunn (3)	16	125	at Green Bay	10/5/97
Warrick Dunn (4)	24	120	at N.Y. Giants	11/30/97
Warrick Dunn (5)	16	119	vs. Chicago	12/21/97
Mike Alstott	20	103	vs. Chicago	9/20/98
Mike Alstott (2)	19	128	vs. Minnesota	11/1/98
Warrick Dunn (6)	18	115	vs. Minnesota	11/1/98
Warrick Dunn (7)	16	107	at Jacksonville	11/15/98
Mike Alstott (3)	25	131	vs. Denver	9/26/99
Mike Alstott (4)	25	117	at New Orleans	11/7/99
Warrick Dunn (8)	20	106	vs. Buffalo	11/26/00
Warrick Dunn (9)	22	210	vs. Dallas	12/3/00
Warrick Dunn (10)	22	145	vs. St. Louis	12/18/00
Mike Alstott (5)	28	129	vs. Minnesota	10/28/01
Mike Alstott (6)	24	101	vs. New Orleans	12/23/01
Mike Alstott (7)	17	126	vs. Cleveland	10/13/02
Michael Pittman **	29	124	vs. Oakland	1/26/03
Michael Pittman (2)	16	106	vs. Indianapolis	10/6/03
Michael Pittman (3)	30	113	vs. Dallas	10/26/03

Thomas Jones	9	134	vs. Green Bay	11/16/03
Thomas Jones (2)	34	134	vs. Houston	12/14/03
Michael Pittman (4)	23	109	vs. Chicago	10/24/04
Michael Pittman (5)	15	128	vs. Kansas City	11/7/04
Michael Pittman (6)	21	106	vs. San Francisco	11/21/04
Michael Pittman (7)	24	131	vs. New Orleans	12/19/04
Carnell Williams	27	148	at Minnesota	9/11/05
Carnell Williams (2)	24	128	vs. Buffalo	9/18/05
Carnell Williams (3)	37	158	at Green Bay	9/25/05
Michael Pittman (8)	15	127	vs. Miami	10/16/05
Carnell Williams (4)	19	116	at Atlanta	11/20/05
Carnell Williams (5)	29	112	at Carolina	12/11/05
Carnell Williams (6)	31	150	vs. Atlanta	12/24/05
Carnell Williams (7)	20	111	at New Orleans	10/8/06
Carnell Williams (8)	27	122	vs. Washington	11/19/06
Ernest Graham	34	124	vs. Arizona	11/4/07
Ernest Graham (2)	17	102	at Atlanta	11/18/07
Ernest Graham (3)	22	106	at New Orleans	12/2/07
Ernest Graham (4)	15	116	vs. Atlanta	9/14/08
Ernest Graham (5)	20	111	vs. Green Bay	9/28/08
Warrick Dunn (11)	22	115	vs. Carolina	10/12/08

\* Playoff game

\*\* Super Bowl XXXVII

## 100-YARD RUSHERS SUMMARY

(\*Includes one playoff game and \*\*Super Bowl XXXVII) James Wilder (14), Warrick Dunn (11), Ricky Bell (8\*), Michael Pittman (8\*\*), Errict Rhett (8), Carnell Williams (8), Mike Alstott (7), Reggie Cobb (7), Ernest Graham (5), Jerry Eckwood (4), Thomas Jones (2), Lars Tate (2), Nathan Wonsley (2), Gary Anderson (1), Reggie Brooks (1), Jimmy DuBose (1), William Howard (1), James Owens (1), Vinny Testaverde (1)

## 100-YARD RECEIVING GAMES (127)

PLAYER	ATT.	YARDS	OPPONENT	DATE
Morris Owens	9	166	at Seattle	10/16/77
Morris Owens (2)	5	113	vs. N.Y. Giants	11/13/77
Morris Owens (3)	4	138	vs. St. Louis	12/18/77
Morris Owens (4)	5	132	vs. Minnesota	10/1/78
Isaac Hagins	5	139	at Minnesota	10/28/79
Jimmie Giles	4	105	at Dallas	9/21/80
Gordon Jones	7	106	vs. Cleveland	9/28/80
Jerry Eckwood	10	101	vs. Cleveland	9/28/80
Jimmie Giles (2)	6	128	vs. Pittsburgh	11/9/80
Gordon Jones (2)	7	121	at Minnesota	11/16/80
Kevin House	3	138	vs. Chicago	12/20/80
Jimmie Giles (3)	5	109	at Chicago	9/20/81
Kevin House (2)	4	178	at Oakland	10/18/81
Kevin House (3)	6	107	at New Orleans	11/29/81
Kevin House (4)	5	126	vs. Atlanta	12/6/81
Jimmie Giles (4)	5	100	at Minnesota	9/12/82
Kevin House (5)	4	105	vs. Washington	9/19/82
James Wilder	11	116	at N.Y. Jets	12/12/82
James Wilder (2)	11	126	vs. Cincinnati	9/25/83
Kevin House (6)	5	110	at Cleveland	11/13/83
Kevin House (7)	6	156	at San Francisco	12/4/83
Kevin House (8)	8	136	at Detroit	12/18/83
Kevin House (9)	7	126	vs. Minnesota	10/7/84
Gerald Carter	10	109	vs. Chicago	10/21/84
Kevin House (10)	10	100	at Kansas City	10/28/84
Gerald Carter (2)	9	166	at San Francisco	11/18/84
Kevin House (11)	6	105	at Green Bay	12/2/84
Jimmie Giles (5)	7	112	vs. Chicago	10/6/85
Kevin House (12)	6	100	vs. Chicago	10/6/85
Jimmie Giles (6)	7	116	at Miami	10/20/85
Kevin House (13)	4	111	at Miami	10/20/85
Jimmie Giles (7)	6	134	vs. St. Louis	11/10/85
Kevin House (14)	4	131	vs. Indianapolis	12/15/85
Gerald Carter (3)	7	143	at Green Bay	11/16/86
Calvin Magee	8	143	at Chicago	12/7/86
Steve Holloway #	8	107	vs. Minnesota	10/18/87
Mark Carrier	8	212	at New Orleans	12/6/87
Gerald Carter (4)	5	116	vs. St. Louis	12/20/87
Bruce Hill	8	157	vs. Philadelphia	9/4/88
Bruce Hill (2)	7	162	at Indianapolis	10/16/88
Ron Hall	7	121	at Indianapolis	10/16/88
Mark Carrier (2)	9	142	vs. Miami	10/30/88
Mark Carrier (3)	5	120	vs. New Orleans	9/24/89
Bruce Hill (3)	6	107	vs. Chicago	10/8/89

Mark Carrier (4)	6	105	vs. Chicago	10/8/89
Mark Carrier (5)	8	106	at Washington	10/22/89
Bruce Hill (4)	7	125	at Cincinnati	10/29/89
Mark Carrier (6)	7	100	at Cincinnati	10/29/89
James Wilder (3)	8	107	vs. Cleveland	11/5/89
Mark Carrier (7)	6	164	at Chicago	11/19/89
Mark Carrier (8)	7	104	vs. Green Bay	12/3/89
Mark Carrier (9)	10	135	at Houston	12/10/89
Mark Carrier (10)	4	131	at Detroit	12/17/89
Mark Carrier (11)	6	101	vs. Pittsburgh	12/24/89
Bruce Hill (5)	5	104	at Minnesota	9/30/90
Mark Carrier (12)	6	113	vs. Dallas	10/21/90
Willie Drewrey	2	119	vs. Atlanta	12/2/90
Mark Carrier (13)	6	104	at Atlanta	11/17/91
Lawrence Dawsey	8	100	at Miami	12/1/91
Mark Carrier (14)	6	110	vs. Minnesota	12/8/91
Mark Carrier (15)	7	115	vs. Green Bay	9/13/92
Lawrence Dawsey (2)	5	107	vs. Green Bay	9/13/92
Courtney Hawkins	5	102	at Chicago	10/18/92
Lawrence Dawsey (3)	9	101	at Chicago	9/26/93
Horace Copeland	2	104	at Atlanta	10/31/93
Courtney Hawkins (2)	8	112	vs. Washington	12/5/93
Courtney Hawkins (3)	8	105	at Denver	12/26/93
Horace Copeland (2)	7	101	vs. San Diego	1/2/94
Charles Wilson	4	176	vs. L.A. Rams	12/11/94
Lawrence Dawsey (4)	7	116	at Washington	12/18/94
Horace Copeland (3)	5	155	at Philadelphia	9/3/95
Jackie Harris	5	108	at Carolina	10/1/95
Alvin Harper	6	117	vs. Cincinnati	10/8/95
Jackie Harris (2)	10	122	at Green Bay	11/26/95
Horace Copeland (4)	8	122	vs. Green Bay	12/10/95
Courtney Hawkins (4)	8	111	at Detroit	9/8/96
Warrick Dunn	6	106	vs. Miami	9/21/97
Horace Copeland (5)	6	105	vs. Detroit	10/12/97
Bert Emanuel	5	106	vs. Tennessee	11/8/98
Reidel Anthony	2	126	at Jacksonville	11/15/98
Jacquez Green	7	164	vs. Kansas City	11/14/99
Warrick Dunn (2)	6	115	vs. Detroit	12/12/99
Jacquez Green (2)	10	113	at Chicago	1/2/00
Jacquez Green (3)	5	104	vs. Chicago	9/10/00
Jacquez Green (4)	11	131	at Minnesota	10/9/00
Keyshawn Johnson (1)	6	121	vs. Minnesota	10/29/00
Keyshawn Johnson (2)	7	116	vs. St. Louis	12/18/00
Keyshawn Johnson (3) *	6	106	at Philadelphia	12/31/00
Keyshawn Johnson (4)	8	140	at Tennessee	10/14/01
Keyshawn Johnson (5)	10	159	vs. Pittsburgh	10/21/01
Warrick Dunn (3)	12	138	vs. Chicago	11/18/01
Keyshawn Johnson (6)	10	101	vs. Detroit	12/9/01
Keyshawn Johnson (7)	7	119	at Chicago	12/16/01
Keenan McCardell	4	108	at Cincinnati	9/29/02
Keyshawn Johnson (8)	6	131	at Atlanta	10/6/02
Keyshawn Johnson (9)	9	133	vs. Minnesota	11/3/02
Keenan McCardell (2)	11	107	at New Orleans	12/1/02
Joe Jurevicius	8	100	vs. Atlanta	12/8/02
Keyshawn Johnson (10)	8	132	vs. Pittsburgh	12/23/02
Keyshawn Johnson (11)	9	102	vs. Carolina	9/14/03
Keenan McCardell (3)	4	106	vs. Indianapolis	10/6/03
Keenan McCardell (4)	3	119	at San Francisco	10/19/03
Keyshawn Johnson (12)	10	124	vs. New Orleans	11/2/03
Keenan McCardell (5)	9	118	at Carolina	11/9/03
Keenan McCardell (6)	6	122	vs. Atlanta	12/20/03
Bill Schroeder	4	126	at Oakland	9/26/04
Michael Clayton	8	142	at St. Louis	10/18/04
Michael Pittman	8	134	at Carolina	11/28/04
Michael Clayton (2)	9	145	at San Diego	12/12/04
Joey Galloway	7	166	vs. Detroit	10/2/05
Joey Galloway (2)	8	149	at San Francisco	10/30/05
Joey Galloway (3)	7	131	vs. Washington	11/13/05
Joey Galloway (4)	7	138	vs. Chicago	11/27/05
Joey Galloway (5)	9	161	at Atlanta	9/17/06
Joey Galloway (6)	4	110	at New Orleans	10/8/06
Joey Galloway (7)	3	107	at Chicago	12/17/06
Joey Galloway (8)	8	118	vs. Seattle	12/31/06
Joey Galloway (9)	4	135	vs. New Orleans	9/16/07
Ike Hilliard	7	114	at Carolina	9/30/07

Joey Galloway (10)	6	115	vs. Jacksonville	10/28/07
Joey Galloway (11)	7	159	at New Orleans	12/2/07
Antonio Bryant	10	138	at Chicago	9/21/08
Antonio Bryant (2)	6	115	vs. Seattle	10/19/08
Antonio Bryant (3)	8	115	at Kansas City	11/2/08
Antonio Bryant (4)	9	200	at Carolina	12/8/08
Antonio Bryant (5)	8	108	at Atlanta	12/14/08
Antonio Bryant (6)	6	127	vs. San Diego	12/21/08
# Replacement game		* Playoff game		

### 100-YARD RECEIVERS SUMMARY

Mark Carrier (15), Kevin House (14), Keyshawn Johnson (12\*), Joey Galloway (11), Jimmie Giles (7), **Antonio Bryant** (6), Keenan McCardell (6), Horace Copeland (5), Bruce Hill (5), Gerald Carter (4), Lawrence Dawsey (4), Jacques Green (4), Courtney Hawkins (4), Morris Owens (4), Warrick Dunn (3), James Wilder (3), **Michael Clayton** (2), Jackie Harris (2), Gordon Jones (2), Reidel Anthony (1), Willie Drewrey (1), Jerry Eckwood (1), Bert Emanuel (1), Isaac Hagins (1), Ron Hall (1), Alvin Harper (1), Ike Hilliard (1), Steve Holloway (1), Joe Jurevicius (1), Calvin Magee (1), Michael Pittman (1), Bill Schroeder (1), Charles Wilson (1)

### 300-YARD PASSING GAMES (55)

PLAYER	ATT.	COMP.	YARDS	TD	OPPONENT	DATE
Doug Williams	35	16	311	1	vs. Minnesota	10/1/78
Doug Williams (2)	56	30	343	3	vs. Cleveland	9/28/80
Doug Williams (3)	45	21	302	3	vs. Pittsburgh	11/9/80
Doug Williams (4)	55	30	486	4	at Minnesota	11/16/80
Doug Williams (5)	29	16	350	1	vs. Chicago	12/20/80
Doug Williams (6)	40	17	324	1	at Chicago	9/20/81
Doug Williams (7)	30	16	335	2	at Oakland	10/18/81
Doug Williams (8)	29	19	336	2	vs. Atlanta	12/6/81
Doug Williams (9)	35	22	321	1	vs. San Diego	12/13/81
Doug Williams (10)	49	25	367	2	vs. Chicago	1/2/83
Jack Thompson	40	30	316	1	vs. Cincinnati	9/25/83
Jack Thompson (2)	46	25	337	3	at San Francisco	12/4/83
Jack Thompson (3)	42	28	373	3	at Detroit	12/18/83
Steve DeBerg	41	26	316	2	at San Francisco	11/18/84
Steve DeBerg (2)	44	27	322	2	vs. L.A. Rams	11/25/84
Steve DeBerg (3)	43	23	346	2	vs. Chicago	10/6/85
Steve DeBerg (4)	32	19	365	4	at Miami	10/20/85
Steve DeBerg (5)	34	24	333	5	vs. Atlanta	9/13/87
Steve DeBerg (6)	37	23	303	3	at St. Louis	11/8/87
Vinny Testaverde	47	22	369	2	at New Orleans	12/6/87
Vinny Testaverde (2)	45	21	324	2	vs. Philadelphia	9/4/88
Vinny Testaverde (3)	37	20	300	1	vs. Green Bay	10/2/88
Vinny Testaverde (4)	42	25	469	2	at Indianapolis	10/16/88
Vinny Testaverde (5)	52	22	305	1	at Chicago	11/6/88
Vinny Testaverde (6)	38	19	311	3	at Washington	10/22/89
Vinny Testaverde (7)	39	23	336	3	at Cincinnati	10/29/89
Vinny Testaverde (8)	50	27	370	2	vs. Cleveland	11/5/89
Vinny Testaverde (9)	48	31	328	2	at Houston	12/10/89
Vinny Testaverde (10)	33	17	351	2	vs. Atlanta	12/2/90
Vinny Testaverde (11)	41	23	330	2	vs. Minnesota	12/8/91
Vinny Testaverde (12)	25	22	363	2	vs. Green Bay	9/13/92
Craig Erickson	28	18	318	4	at Atlanta	10/31/93
Craig Erickson (2)	24	19	313	3	vs. Indianapolis	9/11/94
Trent Dilfer	48	27	312	0	at Green Bay	11/26/95
Trent Dilfer (2)	40	30	327	0	at San Diego	11/17/96
Trent Dilfer (3)	39	25	301	2	at Minnesota	10/3/99
Brad Johnson	56	40	399	0	vs. Chicago	11/18/01
Brad Johnson (2)	54	31	305	1	vs. Detroit	12/9/01
Brad Johnson (3)	31	24	313	5	vs. Minnesota	11/3/02
Brad Johnson (4)	61	34	339	1	vs. Carolina	9/14/03
Brad Johnson (5)	39	26	318	3	vs. Indianapolis	10/6/03
Brad Johnson (6)	46	27	321	2	vs. New Orleans	11/2/03
Brad Johnson (7)	48	34	346	4	vs. Atlanta	12/20/03
Brad Johnson (8)	36	22	309	2	at Oakland	9/26/04
Brian Griese	39	27	347	2	at Carolina	11/28/04
Brian Griese (2)	50	36	392	3	at San Diego	12/12/04
Brian Griese (3)	41	30	321	3	vs. Carolina	12/26/04
Brian Griese (4)	39	22	302	2	vs. Detroit	10/2/05
Chris Simms	53	28	313	0	at Atlanta	9/17/06
Jeff Garcia	45	37	316	2	at Detroit	10/21/07
<b>Luke McCown</b>	37	29	313	2	at New Orleans	12/2/07
Brian Griese (5)	67	38	407	2	at Chicago	9/21/08
Jeff Garcia (2)	36	27	310	1	vs. Seattle	10/19/08
Jeff Garcia (3)	43	31	339	1	at Kansas City	11/2/08
Jeff Garcia (4)	38	24	321	2	at Carolina	12/8/08



**300-YARD PASSERS SUMMARY**

Vinny Testaverde (12), Doug Williams (10), Brad Johnson (8), Steve DeBerg (6), Brian Griese (5), Jeff Garcia (4), Trent Dilfer (3), Jack Thompson (3), Craig Erickson (2), **Luke McCown (1)**, Chris Simms (1)

**MULTIPLE-SACK GAMES (144)**

PLAYER	SACKS	OPPONENT	DATE
Lee Roy Selmon	2.0	at Houston	9/12/76
Council Rudolph	2.0	vs. Miami	10/24/76
Lee Roy Selmon (2)	2.0	at Philadelphia	9/18/77
Council Rudolph (2)	2.0	at Detroit	11/20/77
Lee Roy Selmon (3)	2.0	vs. Atlanta	11/27/77
Lee Roy Selmon (4)	2.0	vs. Chicago	12/4/77
Lee Roy Selmon (5)	3.0	at New Orleans	12/11/77
Lee Roy Selmon (6)	3.0	at Minnesota	9/17/78
Lee Roy Selmon (7)	2.0	at N.Y. Giants	10/15/78
Dave Pear	2.0	vs. Chicago	10/22/78
Dave Pear (2)	3.0	at San Francisco	12/10/78
Charley Hannah	2.0	at San Francisco	12/10/78
Randy Crowder	2.0	at Baltimore	9/9/79
David Lewis	2.0	at Baltimore	9/9/79
Lee Roy Selmon (8)	2.0	at Baltimore	9/9/79
Lee Roy Selmon (9)	2.0	at Green Bay	9/16/79
Lee Roy Selmon (10)	2.0	vs. L.A. Rams	9/23/79
Lee Roy Selmon (11) *	2.0	vs. Philadelphia	12/29/79
Randy Crowder (2)	2.0	at Cincinnati	9/7/80
Dave Stalls	2.0	vs. Detroit	11/23/80
David Logan	2.0	vs. Minnesota	12/7/80
Lee Roy Selmon (12)	3.0	at Detroit	12/14/80
Lee Roy Selmon (13)	2.0	vs. Minnesota	9/5/81
Hugh Green	2.0	vs. Denver	11/15/81
Lee Roy Selmon (14)	2.0	at New Orleans	11/29/81
Lee Roy Selmon (15)	2.0	at Detroit	12/20/81
Andy Hawkins	2.0	vs. Washington	9/19/82
Dave Stalls (2)	2.0	vs. Chicago	1/2/83
Lee Roy Selmon (16)	2.0	vs. Detroit	9/4/83
David Logan (2)	2.0	at Dallas	10/9/83
Lee Roy Selmon (17)	3.0	vs. New Orleans	10/23/83
David Logan (3)	2.0	at Pittsburgh	10/30/83
Lee Roy Selmon (18)	2.0	at Minnesota	11/6/83
David Logan (4)	2.0	vs. Minnesota	10/7/84
John Cannon	2.0	vs. N.Y. Jets	12/16/84
Hugh Green (2)	2.0	vs. N.Y. Jets	12/16/84
Lee Roy Selmon (19)	2.0	vs. N.Y. Jets	12/16/84
Ron Holmes	2.0	vs. L.A. Rams	10/13/85
David Logan (5)	2.0	vs. L.A. Rams	10/13/85
David Logan (6)	2.0	at N.Y. Giants	11/3/85
Kevin Kellin	2.5	vs. Atlanta	9/13/87
Calvin Turner #	3.0	vs. Minnesota	10/18/87
Miles Turpin #	2.0	vs. Minnesota	10/18/87
Ron Holmes (2)	2.5	vs. Chicago	10/25/87
Chris Washington	2.0	at Green Bay	11/1/87
Chris Washington (2)	2.0	at St. Louis	11/8/87
Curt Jarvis	2.0	at L.A. Rams	11/29/87
Ron Holmes (3)	3.0	vs. St. Louis	12/20/87
Ron Holmes (4)	2.0	vs. Minnesota	10/23/88
Kevin Murphy	2.0	vs. San Francisco	9/17/89
Kevin Murphy (2)	2.0	vs. New Orleans	9/24/89
Ray Goff	2.0	vs. Detroit	10/15/89
Reuben Davis	2.0	at Chicago	11/19/89
Ervin Randle	3.0	at Detroit	9/9/90
Broderick Thomas	3.0	at Dallas	10/7/90
Broderick Thomas (2)	2.0	vs. Chicago	11/4/90
Broderick Thomas (3)	2.0	at Detroit	9/29/91
Keith McCants	2.0	vs. Green Bay	10/27/91
Tim Newton	2.0	vs. Green Bay	10/27/91
Broderick Thomas (4)	2.0	vs. Detroit	11/10/91
Broderick Thomas (5)	2.0	vs. N.Y. Giants	11/24/91
Broderick Thomas (6)	2.0	vs. Indianapolis	12/22/91
Santana Dotson	2.0	vs. Phoenix	9/6/92
Santana Dotson (2)	2.0	vs. Green Bay	9/13/92
Ray Seals	2.0	vs. Green Bay	9/13/92
Broderick Thomas (7)	3.0	at Minnesota	9/20/92
Santana Dotson (3)	2.0	vs. Minnesota	11/8/92
Ray Seals (2)	2.0	vs. Minnesota	11/8/92
Keith McCants (2)	2.0	vs. Chicago	11/15/92

Ray Seals (3)	2.0	at Chicago	9/26/93
Eric Curry	2.0	at Minnesota	10/10/93
Chidi Ahanotu	2.0	vs. Jacksonville	11/19/95
Eric Curry (2)	2.0	vs. Detroit	12/23/95
Warren Sapp	2.0	vs. Seattle	9/22/96
Lonnie Marts	2.0	vs. Oakland	11/10/96
Warren Sapp (2)	2.0	at Minnesota	12/15/96
Hardy Nickerson	2.0	vs. Chicago	12/22/96
Warren Sapp (3)	2.5	vs. San Francisco	8/31/97
Brad Culpepper	3.0	vs. Arizona	9/28/97
Chidi Ahanotu (2)	2.0	vs. Arizona	9/28/97
Chidi Ahanotu (3)	2.0	at Green Bay	10/5/97
Brad Culpepper (2)	3.0	at Atlanta	11/9/97
Chidi Ahanotu (4)	2.0	at N.Y. Giants	11/30/97
Warren Sapp (4)	2.0	vs. Chicago	12/21/97
Warren Sapp (5) *	3.0	at Green Bay	1/4/98
Warren Sapp (6)	2.0	at Green Bay	9/13/98
Brad Culpepper (3)	2.0	vs. Green Bay	12/7/98
Regan Upshaw	2.0	vs. Green Bay	12/7/98
Steve White	2.0	vs. Pittsburgh	12/13/98
John Lynch	2.0	at Washington	12/19/98
Chidi Ahanotu (5)	3.0	at Philadelphia	9/19/99
Warren Sapp (7)	3.0	at Philadelphia	9/19/99
Marcus Jones	2.0	at Philadelphia	9/19/99
Marcus Jones (2)	2.0	at Green Bay	10/10/99
Warren Sapp (8)	2.0	at Green Bay	10/10/99
Brad Culpepper (4)	2.0	vs. Minnesota	12/6/99
Steve White (2) *	2.0	vs. Washington	1/15/00
Ronde Barber	2.5	vs. Chicago	9/10/00
Anthony McFarland	2.5	at Detroit	9/17/00
Warren Sapp (9)	3.0	at Detroit	9/17/00
Marcus Jones (3)	2.0	at Minnesota	10/9/00
Marcus Jones (4)	4.0	vs. Detroit	10/19/00
Warren Sapp (10)	2.0	vs. Detroit	10/19/00
Warren Sapp (11)	2.0	vs. Buffalo	11/26/00
Warren Sapp (12)	2.0	at St. Louis	12/18/00
Warren Sapp (13)	2.0	at Detroit	11/11/01
Steve White (3)	2.0	vs. Chicago	11/18/01
Warren Sapp (14)	2.0	at St. Louis	11/26/01
Simeon Rice	2.0	at Cincinnati	12/2/01
Simeon Rice (2)	2.0	at Chicago	12/16/01
Simeon Rice (3)	2.0	vs. New Orleans	12/23/01
Simeon Rice (4) *	2.0	at Philadelphia	1/12/02
Warren Sapp (15)	2.0	at Cincinnati	9/29/02
Warren Sapp (16)	2.0	vs. Cleveland	10/13/02
Simeon Rice (5)	2.0	at Carolina	10/27/02
Simeon Rice(6)	2.0	vs. Minnesota	11/3/02
Simeon Rice (7)	2.0	vs. Carolina	11/17/02
Simeon Rice (8)	2.0	vs. Green Bay	11/24/02
Simeon Rice (9)	3.0	at New Orleans	12/1/02
Simeon Rice (10) **	2.0	vs. Oakland	1/26/03
Simeon Rice (11)	2.0	at Philadelphia	9/8/03
Simeon Rice (12)	4.0	at Washington	10/12/03
Warren Sapp (17)	2.0	at Washington	10/12/03
Simeon Rice (13)	2.0	at Carolina	11/9/03
Warren Sapp (18)	2.0	vs. N.Y. Giants	11/24/03
Simeon Rice (14)	3.0	at New Orleans	12/7/03
Greg Spires	2.5	vs. Houston	12/14/03
Anthony McFarland (2)	2.0	vs. Seattle	9/19/04
Greg Spires (2)	2.0	at St. Louis	10/18/04
Simeon Rice (15)	2.0	vs. Chicago	10/24/04
Simeon Rice (16)	2.0	vs. Atlanta	12/5/04
Derrick Brooks	2.0	vs. Atlanta	12/5/04
Simeon Rice (17)	3.0	vs. New Orleans	12/19/04
Simeon Rice (18)	2.0	vs. Washington	11/13/05
Simeon Rice (19)	2.0	vs. Atlanta	12/24/05
Simeon Rice (20)	2.0	vs. New Orleans	1/1/06
Ellis Wymys	2.0	vs. Cincinnati	10/15/06
Greg Spires (3)	2.0	at Cleveland	12/24/06
Gaines Adams	2.0	at Atlanta	11/18/07
Greg White	2.0	at Atlanta	11/18/07
Greg White (2)	2.5	at Houston	12/9/07
Gaines Adams (2)	2.0	vs. Atlanta	9/14/08
Gaines Adams (3)	2.0	at Dallas	10/26/08
Jimmy Wilkerson	2.0	at Detroit	11/23/08

# Replacement game

\* Playoff game

\*\* Super Bowl XXXVII

## MULTIPLE-SACK GAMES SUMMARY

Simeon Rice (20\*\*), Lee Roy Selmon (19), Warren Sapp (18), Broderick Thomas (7), David Logan (6), Chidi Ahanotu (5), Brad Culpepper (4), Ron Holmes (4), Marcus Jones (4), **Gaines Adams (3)**, Santana Dotson (3), Ray Seals (3), Greg Spires (3), Chris Washington (3), Steve White (3), Randy Crowder (2), Eric Curry (2), Hugh Green (2), Keith McCants (2), Anthony McFarland (2), Kevin Murphy (2), Dave Pear (2), Council Rudolph (2), Dave Stalls (2), **Greg White (2)**, **Ronde Barber (1)**, Derrick Brooks (1), John Cannon (1), Reuben Davis (1), Ray Goff (1), Charley Hannah (1), Andy Hawkins (1), Curt Jarvis (1), Kevin Kellin (1), David Lewis (1), John Lynch (1), Lonnie Marts (1), Tim Newton (1), Hardy Nickerson (1), Ervin Randle (1), Miles Turpin (1), Calvin Turner (1), Regan Upshaw (1), **Jimmy Wilkerson (1)**, Ellis Wyms (1)

## TOP OPPONENT PERFORMANCES

## 100-YARD RUSHING GAMES (121)

PLAYER	ATT.	YARDS	OPPONENT	DATE
Ronnie Coleman	25	142	at Houston	9/12/76
Bob Malone	22	118	vs. Miami	10/24/76
Otis Armstrong	18	116	at Denver	11/7/76
Clark Gaines	27	103	at N.Y. Jets	11/14/76
Rocky Bleier	29	118	at Pittsburgh	12/5/76
Andy Johnson	14	127	vs. New England	12/12/76
Walter Payton	33	101	vs. Chicago	12/4/77
Haskel Stanback	23	112	vs. Atlanta	9/24/78
Horace King	12	104	at Detroit	11/12/78
Roland Harper	25	144	at Chicago	11/26/78
Walter Payton (2)	27	105	at Chicago	11/26/78
Billy Taylor	33	148	at Chicago	10/7/79
Cullen Bryant *	18	106	vs. L.A. Rams	1/6/80
Tony Dorsett	20	100	at Dallas	9/21/80
Walter Payton (3)	28	133	at Chicago	10/6/80
Earl Campbell	33	203	at Houston	10/19/80
Walter Payton (4)	29	130	vs. Chicago	12/20/80
Wilbert Montgomery	22	119	at Philadelphia	10/25/81
Ted Brown	31	129	at Minnesota	11/8/81
George Rogers	23	120	at New Orleans	11/29/81
John Riggins	34	136	vs. Washington	9/19/82
Walter Payton (5)	26	109	vs. Chicago	1/2/83
Tony Dorsett (2) *	26	110	at Dallas	1/9/83
Matt Suhey	19	112	vs. Chicago	11/20/83
Walter Payton (6)	22	106	vs. Chicago	11/20/83
Wendell Tyler	16	102	at San Francisco	12/4/83
Billy Sims	16	100	at Detroit	10/14/84
Eric Dickerson	28	191	vs. L.A. Rams	11/25/84
Walter Payton (7)	17	120	at Chicago	9/8/85
Joe Morris	26	132	at N.Y. Giants	11/3/85
Eddie Lee Ivey	13	109	at Green Bay	12/1/85
Gerry Ellis	9	101	at Green Bay	12/1/85
Randy McMillan	13	108	vs. Indianapolis	12/15/85
Gerald Riggs	27	129	vs. Atlanta	9/28/86
Eric Dickerson (2)	30	207	at L.A. Rams	10/5/86
Stump Mitchell	20	126	vs. St. Louis	10/12/86
Reuben Mayes	24	172	at New Orleans	10/19/86
Walter Payton (8)	20	139	vs. Chicago	11/9/86
Neal Anderson	16	115	at Chicago	9/20/87
Darrin Nelson	17	103	at Minnesota	11/15/87
Charles White	29	137	at L.A. Rams	11/29/87
Stump Mitchell (2)	23	101	vs. St. Louis	12/20/87
Eric Dickerson (3)	33	196	at Indianapolis	12/27/87
Stump Mitchell (3)	18	110	vs. Phoenix	9/18/88
James Brooks	17	131	at Cincinnati	10/29/89
Neal Anderson (2)	15	100	at Chicago	11/19/89
Barry Sanders	21	104	at Detroit	12/17/89
Emmitt Smith	23	121	at Dallas	10/7/90
Craig Heyward	20	155	at New Orleans	11/11/90
Mike Rozier	23	115	vs. Atlanta	12/2/90
Barry Sanders (2)	27	160	at Detroit	9/29/91
Terry Allen	14	127	at Minnesota	11/3/91
Barry Sanders (3)	23	118	vs. Detroit	11/10/91
Mark Higgs	25	131	at Miami	12/1/91
Herschel Walker	16	126	vs. Minnesota	12/8/91
Barry Sanders (4)	21	122	vs. Detroit	10/25/92
Marion Butts	22	104	at San Diego	11/22/92
Rodney Hampton	29	134	at N.Y. Giants	9/12/93
Neal Anderson (3)	23	104	at Chicago	9/26/93
Barry Sanders (5)	22	130	vs. Detroit	10/3/93
Darrell Thompson	21	105	vs. Green Bay	10/24/93

Barry Sanders (6)	29	187	at Detroit	11/7/93
Reggie Brooks	20	128	vs. Washington	12/5/93
Marshall Faulk	18	104	vs. Indianapolis	9/11/94
Barry Sanders (7)	20	166	vs. Detroit	10/2/94
Ricky Watters	14	103	at San Francisco	10/23/94
Terry Allen (2)	17	113	vs. Minnesota	10/30/94
Barry Sanders (8)	26	237	at Detroit	11/13/94
Chris Warren	16	116	at Seattle	11/20/94
Edgar Bennett	21	100	vs. Green Bay	12/24/94
Derrick Moore	21	123	at Carolina	10/1/95
Rashaan Salaam	27	134	at Chicago	12/17/95
Barry Sanders (9)	20	125	at Detroit	9/8/96
Terrell Davis	22	137	at Denver	9/15/96
Robert Smith	18	133	vs. Minnesota	10/8/96
Raymont Harris	19	118	at Chicago	11/3/96
Anthony Johnson	26	111	at Carolina	12/1/96
Leroy Hoard	20	101	at Minnesota	12/15/96
Barry Sanders (10)	24	215	vs. Detroit	10/12/97
Raymont Harris (2)	33	116	at Chicago	11/23/97
Dorsey Levens *	25	112	at Green Bay	1/4/98
Barry Sanders (11)	27	131	at Detroit	9/28/98
Eddie George	27	134	vs. Tennessee	11/8/98
Fred Taylor	20	128	at Jacksonville	11/15/98
Greg Hill	16	123	at Detroit	10/31/99
Napolean Kaufman	8	122	at Oakland	12/19/99
Tyrone Wheatley	19	111	at Oakland	12/19/99
Stephen Davis	28	141	at Washington	10/1/00
James Stewart	29	116	vs. Detroit	10/19/00
Jerome Bettis	17	143	vs. Pittsburgh	10/21/01
Ahman Green	24	169	at Green Bay	11/4/01
Anthony Thomas	31	173	at Chicago	12/16/01
Deuce McAllister	31	109	vs. New Orleans	9/8/02
Duce Staley	24	152	at Philadelphia	10/20/02
Michael Bennett	10	114	vs. Minnesota	11/3/02
Stephen Davis (2)	33	142	vs. Carolina	9/14/03
Garrison Hearst	20	117	at San Francisco	10/19/03
Deuce McAllister (2)	26	110	vs. New Orleans	11/2/03
Ahman Green (2)	21	109	vs. Green Bay	11/16/03
Fred Taylor (2)	29	118	at Jacksonville	11/30/03
Clinton Portis	29	148	at Washington	9/12/04
Tyrone Wheatley (2)	18	102	at Oakland	9/26/04
Deuce McAllister (3)	21	102	at New Orleans	10/10/04
Nick Goings	23	106	at Carolina	11/28/04
LaDainian Tomlinson	25	131	at San Diego	12/12/04
Nick Goings (2)	33	127	vs. Carolina	12/26/04
Kevan Barlow	26	101	at San Francisco	10/30/05
Clinton Portis (2)	23	144	vs. Washington	11/13/05
Warrick Dunn	21	134	at Atlanta	9/17/06
Michael Vick	14	127	at Atlanta	9/17/06
Deuce McAllister (4)	15	123	at New Orleans	10/8/06
Brian Westbrook	13	101	vs. Philadelphia	10/22/06
Shaun Alexander	27	105	at Seattle	9/9/07
Steven Jackson	30	115	vs. St. Louis	9/23/07
Kenton Keith	28	121	at Indianapolis	10/7/07
DeAngelo Williams	20	121	vs. Carolina	12/30/07
Jamaal Charles	18	106	at Kansas City	11/2/08
DeAngelo Williams (2)	19	186	at Carolina	12/8/08
Jonathan Stewart	15	115	at Carolina	12/8/08
Michael Turner	32	152	at Atlanta	12/14/08
Michael Bush	27	177	vs. Oakland	12/28/08

\* *Playoff game*

## 100-YARD RUSHERS SUMMARY

Barry Sanders (11), Walter Payton (8), Deuce McAllister (4), Neal Anderson (3), Eric Dickerson (3), Stump Mitchell (3), Terry Allen (2), Stephen Davis (2), Tony Dorsett (2\*), Nick Goings (2), Ahman Green (2), Raymont Harris (2), Clinton Portis (2), Fred Taylor (2), Tyrone Wheatley (2), DeAngelo Williams (2), Shaun Alexander (1), Otis Armstrong (1), Kevin Barlow (1), Edgar Bennett (1), Michael Bennett (1), Jerome Bettis (1), Rocky Bleier (1), James Brooks (1), Reggie Brooks (1), Ted Brown (1), Cullen Bryant (1\*), Michael Bush (1), Marion Butts (1), Earl Campbell (1), Jamaal Charles (1), Ronnie Coleman (1), Terrell Davis (1), Warrick Dunn (1), Gerry Ellis (1), Marshall Faulk (1), Clark Gaines (1), Eddie George (1), Rodney Hampton (1), Roland Harper (1), Garrison Hearst (1), Craig Heyward (1), Mark Higgs (1), Greg Hill (1), Leroy Hoard (1), Eddie Lee Ivey (1), Steven Jackson (1), Andy Johnson (1), Anthony Johnson (1), Napolean Kaufman (1), Kenton Keith (1), Horace King (1), Dorsey Levens (1\*), Bob Malone (1), Reuben Mayes (1), Randy McMillan (1), Wilbert Montgomery (1), Derrick Moore (1), Joe Morris (1), Darrin Nelson (1), John Riggins (1), Gerald Riggs (1), George Rogers (1), Mike Rozier (1), Rashaan Salaam (1), Billy Sims (1), Emmitt Smith (1), Robert Smith (1), Duce Staley (1), Haskel Stanback (1), James Stewart (1), Jonathan Stewart (1), Matt Suhey (1), Billy Taylor (1), Anthony Thomas (1), Darrell Thompson (1), LaDainian Tomlinson (1), Michael Turner (1), Wendell Tyler (1), Michael Vick (1), Herschel Walker (1), Chris Warren (1), Ricky Watters (1), Brian Westbrook (1), Charles White (1)

# 100-YARD RECEIVING GAMES (130)

PLAYER	ATT.	YARDS	OPPONENT	DATE
Bob Chandler	5	110	vs. San Diego	12/26/76
Cliff Branch	5	110	at Oakland	11/28/76
Johnny Perkins	4	110	vs. N.Y. Giants	9/2/78
James Scott	5	105	vs. Chicago	10/22/78
Willie Miller	6	105	at L.A. Rams	11/5/78
David Hill	7	106	at Detroit	11/12/78
Paul Coffman	7	106	vs. Green Bay	10/21/79
Ahmad Rashad	7	117	at Minnesota	10/28/79
Fred Scott	9	148	at Detroit	11/11/79
Eddie Lee Ivery	11	128	vs. Green Bay	10/12/80
Paul Coffman (2)	9	109	vs. Green Bay	10/12/80
Aundra Thompson	7	102	vs. Green Bay	10/12/80
Sammy White	6	120	at Minnesota	11/16/80
Leonard Thompson	5	106	at Detroit	12/14/80
Joe Senser	8	101	at Minnesota	11/8/81
James Lofton	6	102	vs. Green Bay	11/22/81
Wes Chandler	8	112	vs. San Diego	12/13/81
Walter Payton	6	115	at Chicago	9/11/83
Ron Springs	11	126	at Dallas	10/9/83
Tony Galbreath	11	110	at Minnesota	11/6/83
Mike Jones	6	110	vs. Minnesota	10/7/84
Carlos Carson	7	131	at Kansas City	10/28/84
Emery Moorehead	8	114	vs. Chicago	10/6/85
Tony Collins	6	109	vs. New England	10/27/85
Al Toon	6	133	at N.Y. Jets	11/17/85
James Lofton (2)	6	106	at Green Bay	12/1/85
Mike Jones (2)	4	104	at Minnesota	12/8/85
Dwight Clark	7	100	vs. San Francisco	9/7/86
Jeff Chadwick	5	106	at Detroit	9/21/86
Charlie Brown	7	110	vs. Atlanta	9/28/86
Pete Metzelaars	7	113	vs. Buffalo	11/2/86
Willie Gault	4	116	vs. Chicago	11/9/86
Al Williams #	5	110	vs. San Diego	10/11/87
Robert Awalt	9	124	at St. Louis	11/8/87
Jerry Rice	7	103	vs. San Francisco	11/22/87
Eric Martin	2	101	at New Orleans	12/6/87
J.T. Smith	6	103	vs. Phoenix	9/18/88
Jay Novacek	5	102	vs. Phoenix	9/18/88
Walter Stanley	6	107	vs. Green Bay	10/2/88
Bill Brooks	7	139	at Indianapolis	10/16/88
Anthony Carter	6	123	vs. Minnesota	10/23/88
Jerry Rice (2)	8	122	vs. San Francisco	9/17/89
Tim McGee	5	127	at Cincinnati	10/29/89
Sterling Sharpe	8	169	vs. Green Bay	12/3/89
Jason Phillips	10	115	at Detroit	12/17/89
Louis Lipps	4	137	vs. Pittsburgh	12/24/89
Robert Clark	6	117	at Detroit	9/9/90
Hassan Jones	5	101	at Minnesota	9/30/90
Sterling Sharpe (2)	7	139	vs. Green Bay	10/14/90
Hassan Jones (2)	7	162	vs. Minnesota	12/16/90
Anthony Carter (2)	8	106	vs. Minnesota	12/16/90
Brett Perriman	6	127	vs. Detroit	11/10/91
Tony Martin	5	106	at Miami	12/1/91
Brett Perriman (2)	9	117	at Detroit	9/27/92
Tom Waddle	3	114	at Chicago	10/18/92
Herman Moore	3	108	vs. Detroit	10/25/92
Michael Haynes	5	113	vs. Atlanta	12/13/92
Jerry Rice (3)	7	118	at San Francisco	12/19/92
Sterling Sharpe (3)	10	147	vs. Green Bay	10/24/93
Andre Rison	11	147	at Atlanta	10/31/93
Jerry Rice (4)	8	172	vs. San Francisco	11/14/93
Anthony Carter (3)	9	104	vs. Minnesota	11/21/93
Alexander Wright	6	104	at L.A. Raiders	12/19/93
Anthony Miller	7	117	vs. San Diego	1/2/94
Qadry Ismail	6	101	at Minnesota	11/27/94
Desmond Howard	5	130	vs. Washington	12/4/94
Sterling Sharpe (4)	9	132	vs. Green Bay	12/24/94
Bert Emanuel	9	121	vs. Atlanta	10/22/95
Eric Metcalf	4	106	vs. Atlanta	10/22/95
Brett Perriman (3)	10	125	at Detroit	11/12/95
Herman Moore (2)	9	104	at Detroit	11/12/95
Pete Mitchell	10	161	vs. Jacksonville	11/19/95
Robert Brooks	6	114	at Green Bay	11/26/95



Cris Carter	6	136	at Minnesota	12/3/95
Robert Brooks (2)	9	122	vs. Green Bay	12/10/95
Jeff Graham	5	102	at Chicago	12/17/95
Brett Perriman (4)	5	135	vs. Detroit	12/23/95
Herman Moore (3)	10	105	vs. Detroit	12/23/95
Herman Moore (4)	9	104	vs. Detroit	9/29/96
Curtis Conway	9	120	vs. Chicago	12/22/96
Barry Sanders	8	102	at Detroit	9/7/97
Jake Reed	6	131	at Minnesota	9/14/97
Rob Moore	8	147	vs. Arizona	9/28/97
Herman Moore (5)	5	120	vs. Detroit	10/12/97
Jake Reed (2)	6	117	vs. Minnesota	11/1/98
Antonio Freeman	7	152	at Green Bay	10/10/99
Bill Schroeder	7	158	at Green Bay	10/10/99
Johnnie Morton	7	107	vs. Detroit	12/12/99
Ricky Proehl *	6	100	at St. Louis	1/23/00
Randy Moss	5	118	at Minnesota	10/9/00
Cris Carter (2)	7	115	vs. Minnesota	10/29/00
Eric Moulds	8	102	vs. Buffalo	11/26/00
Torry Holt	9	165	vs. St. Louis	12/18/00
Bill Schroeder (2)	4	119	vs. Green Bay	10/7/01
Marty Booker	7	165	vs. Chicago	11/18/01
Torry Holt (2)	8	139	at St. Louis	11/26/01
Joe Horn	8	108	vs. New Orleans	9/8/02
Torry Holt (3)	12	139	vs. St. Louis	9/23/02
Joe Horn (2)	5	106	at New Orleans	12/1/02
Plaxico Burress	5	127	vs. Pittsburgh	12/23/02
Marvin Harrison	11	176	vs. Indianapolis	10/6/03
Terrell Owens	6	152	at San Francisco	10/19/03
Ricky Proehl (2)	3	133	at Carolina	11/9/03
Jimmy Smith	10	136	at Jacksonville	11/30/03
Joe Horn (3)	9	118	at New Orleans	12/7/03
Torry Holt (4)	6	124	at St. Louis	10/18/04
Tony Gonzalez	9	123	vs. Kansas City	11/7/04
Eddie Kennison	6	104	vs. Kansas City	11/7/04
Alge Crumpler	4	118	at Atlanta	11/14/04
Eric Parker	6	118	at San Diego	12/12/04
Muhsin Muhammad	8	115	vs. Carolina	12/26/04
Steve Smith	5	106	vs. Carolina	11/6/05
Roddy White	4	108	at Atlanta	11/20/05
Steve Smith (2)	5	103	at Carolina	12/11/05
David Givens	6	137	at New England	12/17/05
Steve Smith (3)	7	112	vs. Carolina	9/24/06
T.J. Houshmandzadeh	10	102	vs. Cincinnati	10/15/06
Brian Westbrook	7	113	vs. Philadelphia	10/22/06
Marques Colston	11	123	vs. New Orleans	11/5/06
Devery Henderson	3	111	vs. New Orleans	11/5/06
Steve Smith (4)	8	149	at Carolina	11/13/06
Terrell Owens (2)	8	107	at Dallas	11/23/06
Desmond Clark	7	125	at Chicago	12/17/06
Reggie Bush	8	112	at New Orleans	9/7/08
Brandon Lloyd	6	124	at Chicago	9/21/08
Greg Jennings	6	109	vs. Green Bay	9/28/08
Steve Smith (5)	6	112	vs. Carolina	10/12/08
Marques Colston (2)	6	106	vs. New Orleans	11/30/08
Steve Smith (6)	9	117	at Carolina	12/8/08
Vincent Jackson	7	111	vs. San Diego	12/21/08

# Replacement game

\* Playoff game

### 100-YARD RECEIVERS SUMMARY

Steve Smith (6), Herman Moore (5), Torry Holt (4), Brett Perriman (4), Jerry Rice (4), Sterling Sharpe (4), Anthony Carter (3), Joe Horn (3), Robert Brooks (2), Cris Carter (2), Paul Coffman (2), Marques Colston (2), Hassan Jones (2), Mike Jones (2), James Lofton (2), Terrell Owens (2), Ricky Proehl (2\*), Jake Reed (2), Billy Schroeder (2), Robert Awalt (1), Marty Booker (1), Cliff Branch (1), Bill Brooks (1), Charlie Brown (1), Plaxico Burress (1), Reggie Bush (1), Carlos Carson (1), Jeff Chadwick (1), Bob Chandler (1), Wes Chandler (1), Desmond Clark (1), Dwight Clark (1), Robert Clark (1), Tony Collins (1), Curtis Conway (1), Alge Crumpler (1), Bert Emanuel (1), Antonio Freeman (1), Tony Galbreath (1), Willie Gault (1), David Givens (1), Tony Gonzalez (1), Jeff Graham (1), Marvin Harrison (1), Michael Haynes (1), Devery Henderson (1), David Hill (1), T. J. Houshmandzadeh (1), Desmond Howard (1), Qadry Ismail (1), Eddie Lee Ivey (1), Vincent Jackson (1), Greg Jennings (1), Eddie Kennison (1), Louis Lipps (1), Brandon Lloyd (1), Eric Martin (1), Tony Martin (1), Tim McGee (1), Eric Metcalf (1), Pete Metzelaars (1), Anthony Miller (1), Willie Miller (1), Pete Mitchell (1), Rob Moore (1), Emery Moorehead (1), Johnnie Morton (1), Randy Moss (1), Eric Moulds (1), Muhsin Muhammad (1), Jay Novacek (1), Eric Parker (1), Walter Payton (1), Johnny Perkins (1), Jason Phillips (1), Ahmad Rashad (1), Andre Rison (1), Barry Sanders (1), Fred Scott (1), James Scott (1), Joe Senser (1), Jimmy Smith (1), J.T. Smith (1), Ron Springs (1), Walter Stanley (1), Aundra Thompson (1), Leonard Thompson (1), Al Toon (1), Tom Waddle (1), Brian Westbrook (1), Roddy White (1), Sammy White (1), Al Williams (1#), Alexander Wright (1)

## 300-YARD PASSING GAMES (51)

PLAYER	ATT.	COMP.	YARDS	TD	OPPONENT	DATE
Brian Sipe	32	22	318	3	vs. Cleveland	9/28/80
Lynn Dickey	51	35	418	1	vs. Green Bay	10/12/80
Tommy Kramer	37	24	324	2	at Minnesota	11/16/80
Gary Danielson	44	29	360	1	at Detroit	12/14/80
Steve Dils	62	37	361	1	vs. Minnesota	9/5/81
Dan Fouts	49	33	351	1	vs. San Diego	12/13/81
Ken Stabler	43	29	333	1	at New Orleans	12/5/82
Danny White *	45	27	312	2	at Dallas	1/9/83
Danny White (2)	44	29	377	2	at Dallas	10/9/83
Tommy Kramer (2)	47	27	386	2	vs. Minnesota	10/7/84
Bill Kenney	46	26	332	2	at Kansas City	10/28/84
Dan Marino	39	27	302	3	at Miami	10/20/85
Ken O'Brien	30	23	367	5	at N.Y. Jets	11/17/85
Tommy Kramer (3)	36	21	309	0	at Minnesota	12/8/85
Joe Montana	46	32	356	1	vs. San Francisco	9/7/86
Eric Hipple	46	31	318	0	at Detroit	9/21/86
Jim Kelly	29	14	342	3	vs. Buffalo	11/2/86
Wade Wilson	33	22	339	3	at Minnesota	11/30/86
Neil Lomax	36	25	314	3	at St. Louis	11/8/87
Joe Montana (2)	45	29	304	3	vs. San Francisco	11/22/87
Randy Wright	51	28	321	1	vs. Green Bay	10/2/88
Wade Wilson (2)	30	22	335	3	vs. Minnesota	10/23/88
Don Majkowski	53	25	331	2	vs. Green Bay	12/3/89
Don Majkowski (2)	42	25	355	1	vs. Green Bay	10/14/90
Wade Wilson (3)	39	24	374	1	vs. Minnesota	12/16/90
Jim Kelly (2)	35	20	322	1	vs. Buffalo	9/22/91
Dan Marino (2)	32	20	307	2	at Miami	12/1/91
Rodney Peete	31	20	323	1	at Detroit	9/27/92
Jim Everett	38	25	342	3	vs. L.A. Rams	12/6/92
Wade Wilson (4)	26	19	324	5	vs. Atlanta	12/13/92
Steve Young	29	23	311	4	vs. San Francisco	11/14/93
Brett Favre	39	30	306	3	at Green Bay	9/25/94
Warren Moon	48	33	332	1	vs. Minnesota	10/15/95
Scott Mitchell	41	26	352	2	vs. Detroit	12/23/95
Scott Mitchell (2)	50	29	331	2	at Detroit	9/7/97
Brad Johnson	44	29	334	1	at Minnesota	9/14/97
Kent Graham	52	31	339	1	vs. Arizona	9/28/97
Brett Favre (2)	40	22	390	2	at Green Bay	10/10/99
Daunte Culpepper	53	29	313	1	vs. Minnesota	10/29/00
Kurt Warner	32	20	316	2	vs. St. Louis	12/18/00
Daunte Culpepper (2)	44	30	322	1	at Minnesota	9/30/01
Kurt Warner (2)	45	30	301	0	vs. St. Louis	9/23/02
Peyton Manning	47	34	386	2	vs. Indianapolis	10/6/03
Trent Green	42	32	369	3	vs. Kansas City	11/7/04
Michael Vick	38	21	306	2	at Atlanta	11/20/05
Donovan McNabb	35	22	302	3	vs. Philadelphia	10/22/06
Drew Brees	32	24	314	3	vs. New Orleans	11/5/06
Tony Romo	29	22	306	5	at Dallas	11/23/06
Rex Grossman	44	29	339	2	at Chicago	12/17/06
Jason Campbell	49	30	301	1	vs. Washington	11/25/07
Drew Brees (2)	32	23	343	3	at New Orleans	9/7/08

\* Playoff game

## 300-YARD PASSERS SUMMARY

Wade Wilson (4), Tommy Kramer (3), Drew Brees (2), Daunte Culpepper (2), Brett Favre (2), Jim Kelly (2), Don Majkowski (2), Dan Marino (2), Scott Mitchell (2), Joe Montana (2), Kurt Warner (2), Danny White (2\*), Jason Campbell (1), Gary Danielson (1), Lynn Dickey (1), Steve Dils (1), Jim Everett (1), Dan Fouts (1), Kent Graham (1), Trent Green (1), Rex Grossman (1), Eric Hipple (1), Brad Johnson (1), Bill Kenney (1), Neil Lomax (1), Peyton Manning (1), Donovan McNabb (1), Warren Moon (1), Ken O'Brien (1), Rodney Peete (1), Tony Romo (1), Brian Sipe (1), Ken Stabler (1), Michael Vick (1), Randy Wright (1), Steve Young (1)

# LONGEST PLAYS/ALL TIME

## PASSING

Player	Yards	Opponent	Date
Vinny Testaverde to Willie Drewrey	89t	vs. Atlanta	12/2/90
Vinny Testaverde to Willie Drewrey	87t	at Green Bay	9/15/91
Doug Williams to Kevin House	84t	at Detroit	12/20/81
Vinny Testaverde to Tyji Armstrong	81t	vs. L.A. Rams	12/6/92
Doug Williams to Jimmie Giles	81t	vs. Chicago	11/1/81
Brian Griese to Joey Galloway	80t	vs. Detroit	10/2/05
Jack Thompson to Jimmie Giles	80	at Dallas	10/9/83
Trent Dilfer to Reidel Anthony	79t	at Jacksonville	11/15/98
Chris Simms to Joey Galloway	78t	at San Francisco	10/30/05
Vinny Testaverde to Mark Carrier	78t	at Chicago	11/19/89

## RUSHING

Player	Yards	Opponent	Date
Michael Pittman	78t	vs. Kansas City	11/7/04
Warrick Dunn	76	vs. Chicago	12/21/97
James Wilder	75t	at Minnesota	11/6/83
Jerry Ellison	75	vs. Detroit	12/23/95
Carnell Williams	71t	at Minnesota	9/11/05
Warrick Dunn	70t	vs. Dallas	12/3/00
Earnest Graham	68t	vs. Atlanta	9/14/08
Michael Pittman	64	vs. New Orleans	1/1/06
Gary Anderson	64t	vs. Chicago	9/8/91
Jerry Eckwood	61t	at Chicago	9/30/79
Thomas Jones	61	vs. Green Bay	11/16/03

## FIELD GOALS

Player	Yards	Opponent	Date
Matt Bryant	62	vs. Philadelphia	10/22/06
Michael Husted	57	at L.A. Raiders	12/19/93
Martin Gramatica	55	vs. Detroit	10/19/00
Donald Igwebuikwe	55	at Minnesota	11/30/86
Martin Gramatica	54	vs. Green Bay	11/12/00
Steve Christie	54	vs. Detroit	9/23/90
Michael Husted	54	vs. Minnesota	11/21/93
Michael Husted	54	at Atlanta	11/9/97
Donald Igwebuikwe	53	at N.Y. Giants	11/3/85

There have been 44 50-yard or longer field goals:

Gramatica 15, Husted 10, Igwebuikwe 9, Capece 4, Bryant 2, Christie 2, Taylor 1, Tiffin 1

## KICKOFF RETURNS

Player	Yards	Opponent	Date
Clifton Smith	97t	at Kansas City	11/2/08
Michael Spurlock	90t	vs. Atlanta	12/16/07
Aaron Stecker	86	vs. New Orleans	12/23/01
Vernon Turner	77	vs. Minnesota	10/30/94
Clifton Smith	72	vs. San Diego	12/21/08
Aaron Stecker	67	at Detroit	12/15/02
Karl Williams	63	vs. Washington	12/8/96
Reidel Anthony	60	at Detroit	9/28/98
Torrie Cox	59	at St. Louis	10/18/04
Phil Freeman	58	at Chicago	9/8/85

## PUNT RETURNS

Player	Yards	Opponent	Date
Jacquez Green	95t	at Green Bay	9/13/98
Karl Williams	88t	vs. Chicago	12/22/96
Karl Williams	84t	vs. New Orleans	12/23/01
Vernon Turner	80t	vs. Detroit	10/2/94
Karl Williams	73t	vs. Buffalo	11/26/00
Karl Williams	72	at Minnesota	12/15/96
Clifton Smith	70t	at Detroit	11/23/08
Karl Williams	63	at Indianapolis	11/2/97
Karl Williams	61t	vs. Chicago	12/21/97
Joey Galloway	59t	vs. New Orleans	12/19/04

## FUMBLE RETURNS

Player	Yards	Opponent	Date
Cedric Brown	80t	at Houston	10/19/80
Martin Mayhew	78t	vs. Minnesota	10/15/95
David Logan	60t	vs. Detroit	12/14/80
Hugh Green	60t	at Dallas*	1/9/83
Keenan McCardell	57t	vs. Indianapolis	10/6/03
David Logan	54t	at Minnesota	11/6/83

## INTERCEPTION RETURNS

Player	Yards	Opponent	Date
Shelton Quarles	98t	vs. Green Bay	10/7/01
Derrick Brooks	97t	at Baltimore	9/15/02
Sabby Piscitelli	84	vs. Oakland	12/28/08
Neal Colzie	82t	vs. Minnesota	9/5/81
Cedric Brown	81t	vs. Green Bay	11/22/81
Brian Kelly	75	vs. Atlanta	12/5/04
Darryl Pollard	75	at Chicago	10/18/92
Cedric Brown	72	vs. N.Y. Giants	11/18/79
Jeremiah Castille	69t	vs. New Orleans	10/23/83
Ricky Reynolds	68t	vs. Detroit	10/15/89

## PUNTS

Player	Yards	Opponent	Date
Sean Landeta	74	at N.Y. Jets	12/14/97
Tom Tupa	71	at New Orleans	12/1/02
Dave Green	70	at Detroit	11/20/77
Mark Royals	66	at Chicago	1/2/00
Frank Garcia	64	vs. Detroit	9/4/83
Frank Garcia	64	at Minnesota	11/6/83
Tom Tupa	64	at Cincinnati	9/29/02
Josh Bidwell	64	vs. Green Bay	9/28/08
Josh Bidwell	64	at Denver	10/5/08

\* Playoff game



# SIDELINES



John McKay, known for his unprecedented success on the football field and his wit off of it, died on Sunday, June 10, 2001 from kidney failure due to complications from diabetes at the age of 77. With his passing, the Buccaneer family lost the man who led the franchise from its very beginning.

McKay spent more than 25 years overall as a head coach on the collegiate and professional level. The legendary coach compiled an overall head coaching record of 171-128-9 (.572). In 25 seasons as a head coach, McKay's teams won a college conference or professional division championship 11 times and advanced to postseason play on 12 occasions.


McKay was named the first head coach in Buccaneers history on October 31, 1975. He coached the Buccaneers for nine seasons (1976-84) and compiled a 44-88-1 record. In just the franchise's fourth season (1979), he led Tampa Bay to an NFC Central Division championship, a playoff win over Philadelphia and the club's first appearance in the NFC Championship Game. McKay also coached the lone Hall of Famer in Buccaneer history, DE Lee Roy Selmon, the team's first overall draft pick in 1976.

**In just the franchise's fourth season (1979), McKay led Tampa Bay to an NFC Central Division championship, a playoff win over Philadelphia and the club's first appearance in the NFC Championship Game.**

He guided the Buccaneers to consecutive playoff appearances in 1981 and 1982. McKay then led Tampa Bay to its second NFC Central Division championship in 1981. He was a part of the franchise's inaugural win, a 33-14 victory over New Orleans on December 11, 1977. He later served as Team President during the '85 season.

Prior to joining Tampa Bay, McKay coached at the University of Southern California for 16 seasons from 1960-75. He led the Trojans to four national championships and a 127-40-8 record (.760). McKay coached 40 first-team All-Americans during his 16 years.

In only his third season as head coach at USC in 1962, McKay guided the Trojans to his first national crown. He followed by capturing national championships in the 1967, 1972 and 1974 seasons. His four national titles ranks tied with Notre Dame's Frank Leahy for second all-time, trailing only Alabama's Paul "Bear" Bryant's six championships. In addition, his resume at USC includes three undefeated seasons, nine conference championships, eight Rose Bowl appearances (including five victories), 14 consecutive winning campaigns and



two National Coach of the Year honors (1962 and 1972). He also tutored two Heisman Trophy winners in Mike Garrett (1965) and O.J. Simpson (1968). McKay produced outstanding players at nearly every position at USC, including RB Ricky Bell, FB Sam Cunningham, QB Pat Haden, WR Lynn Swann, LB Richard Wood, OT Ron Yary and TE Charles Young. During his last four seasons at USC (1972-75), he also served as the school's athletic director.

McKay served as an assistant at USC in 1959 before being named the Trojans head coach in 1960. He was also an assistant coach at Oregon from 1950-1959. McKay played one season as a defensive back at Purdue before transferring to Oregon, where he lettered for three seasons and earned All-American honorable mention and All-Coast first-team honors. Prior to attending college, he served in the Army Air Corps in World War II. McKay was inducted into the College Football Hall of Fame in 1988 and into the Rose Bowl Hall of Fame in 1991. He was also a member of the 1994 inaugural class of USC's Athletic Hall of Fame.

McKay was born in Everettville, West Virginia. He attended Shinnston High School (WV), where he was an all-state running back and a star guard in basketball.

He and his wife, the late Corky (the former Nancy Jean Hunter) had four children, sons John and Rich and daughters Michele and Terri. Rich now serves as President of the Atlanta Falcons after nine seasons (1995-03) as Tampa Bay's General Manager. John served as General Manager of the 2001 NFL Champion Los Angeles Xtreme and also played wide receiver for USC from 1972-74 and for Tampa Bay from 1976-78.



## LEE ROY SELMON


Lee Roy Selmon became the first Buccaneer player ever inducted into the Pro Football Hall of Fame on July 29, 1995. He will also become the first inductee into the Buccaneers Ring of Honor on November 8, 2009. The Buccaneers' first draft choice in 1976, Selmon proved to be the most outstanding player to date in team history. Drafted out of Oklahoma where he won both the Outland and Lombardi trophies during his senior season, Selmon went on to become the cornerstone of the Buccaneers franchise for nearly a decade.

A member of eight All-America teams while with the Sooners, Selmon was an even greater professional. The Buccaneers' all-time career sack leader (78.5), Selmon anchored a ferocious defense which led the team to its first-ever NFC Central Division Championship in 1979.

### Lee Roy Selmon became the first Buccaneer player ever inducted into the Pro Football Hall of Fame.

Selmon managed to establish numerous team records despite having his career prematurely shortened due to a herniated disk suffered at the end of the 1984 season. At the time of his retirement, his lengthy list of Buccaneer records included: career sacks (78.5), sacks in a season (13) and career fumbles caused (28.5). In addition, he was named NFL Defensive Player of the Year in 1979 and NFC Defensive Lineman of the Year by the NFL Players Association four times (1979-80, 1982-83). His number 63 became the first and only jersey retired by the Buccaneers on September 7, 1986.

Selmon's on-the-field contributions were equalled only by his generosity off the field. He was a perennial contender for the NFL Man of the Year and the Byron "Whizzer" White Award for humanitarian service. Since his retirement, Selmon has remained highly-visible in



community affairs. In addition to occupying a seat on the board of the Tampa Sports Authority, Selmon took on the responsibility of building the University of South Florida's football program. Selmon served as Associate Athletic Director at USF from August of 1994 until being named Athletic Director in June 2001. Selmon, who held that spot until 2004, was entrusted with the primary task of procuring funds for the University's successful efforts to form a football team.

Selmon was born and raised in Eufaula, Okla. He has five brothers and three sisters, including Dewey, who played for the Bucs from 1976-80, and Lucious, who served as the linebackers coach for the Jacksonville Jaguars. Lee Roy and his wife, Claybra, have three children, Brandy, Lee Roy, Jr. and Christopher.

### BUCCANEERS STATISTICS

YEAR	TEAM	G-S	TOTAL TACK.	FUM. REC.	FUM. FOR.	QB SACK
1976	Tampa Bay	8-6	24	0	0.0	5.0
1977	Tampa Bay	14-14	110	2	5.0	13.0
1978	Tampa Bay	14-14	92	0	2.0	11.0
1979	Tampa Bay	16-16	117	2	3.0	11.0
1980	Tampa Bay	16-16	97	2	4.0	9.0
1981	Tampa Bay	14-13	73	0	5.0	6.5
1982	Tampa Bay	9-9	58	1	2.0	4.0
1983	Tampa Bay	14-13	71	1	3.0	11.0
1984	Tampa Bay	16-16	100	2	4.5	8.0
9-YEAR TOTALS		121-117	742	10	28.5	78.5

# RAYMOND JAMES STADIUM

A new era in Tampa Bay sports opened on September 20, 1998, when the Tampa Bay Buccaneers defeated the Chicago Bears, 27-15, in the inaugural event at Raymond James Stadium. The culmination of three years of intense research, development and construction, Raymond James Stadium is a combination of the finest elements of modern stadium design and its own groundbreaking innovations. Referred to as 'The Crown Jewel of the NFL' by league insiders, the stadium's features are centered around one concept: enhancing the fan's experience at a Tampa Bay Buccaneers game.

Raymond James Stadium was designed by HOK Sports Facilities Group and constructed under the joint management of Huber, Hunt & Nichols and Metric Constructors. It is administered by the Tampa Sports Authority and includes among its tenants the Tampa Bay Buccaneers of the National Football League, the University of South Florida football team and college football's Outback Bowl.

The \$168.5 million facility was financed by a half-cent sales tax for community investment purposes that was approved by voters on September 3, 1996. A Florida sales tax rebate also funded the stadium construction, as did a portion of a tourist development tax. The remainder of the stadium's finances were provided by Buccaneers Owner/President Malcolm Glazer. Buccaneers Co-Chairman Bryan Glazer and Joel Glazer oversaw stadium design and were responsible for the development of the stadium's unique fan enhancements. The Tampa Bay Buccaneers hope you enjoy Raymond James Stadium throughout the 2009 NFL season and share in the bright future of the team, the stadium and the Tampa Bay community.



## CLUB SEATING

- 2009 Season Tickets: \$3,555
- 2009 Season Tickets: \$3,105
- 2009 Season Tickets: \$2,655
- 2009 Season Tickets: \$2,205
- 2009 Season Tickets: \$1,755

- 2009 Season Tickets: \$891
- 2009 Single-Game: \$115
- 2009 Season Tickets: \$801
- 2009 Single-Game: \$105
- 2009 Season Tickets: \$765
- 2009 Single-Game: \$99
- 2009 Season Tickets: \$675
- 2009 Single-Game: \$89
- 2009 Season Tickets: \$585
- 2009 Single-Game: \$79

*\*The Buccaneers have nine home games in 2009*

## TICKET INFORMATION

Buccaneers tickets can be found in ten (10) price levels (as shown by the accompanying stadium diagram). For general information, the ticket office may be reached by phone at 813.879.BUCS (2827) or 800.282.0683; over a TDD line for hearing-impaired guests at 813.387.6390; or via e-mail at [buccaneersticketoffice@buccaneers.nfl.com](mailto:buccaneersticketoffice@buccaneers.nfl.com). Office hours are 8:30 a.m. to 5:30 p.m., Monday through Friday.

For information on Full or Half-Season Tickets, Stadium Club seating or Group Tickets, the Ticket Sales Office can be reached at 866.582.BUCS (2827).

Any available single game tickets may be purchased through TicketMaster outlets, TicketMaster charge by-phone, and online at TicketMaster.com. If tickets remain available on game day, they will be sold at the Raymond James Stadium box office at the south end of the stadium beginning three hours before kickoff.

## AMENITIES AT RAYMOND JAMES STADIUM

**GENERAL SEATING:** After 22 years of watching Buccaneers football from bench seating, Tampa Bay fans now comfortably settle into individual seats, measuring 19"-21" wide and with 32"-33" from one seat back to the next. Overall, Raymond James Stadium holds more than 65,000 fans, 50,000 of which are in general seating. There are up to 600 wheelchair-accessible seats located in all areas, not just the end zone. Seats in all sections also feature cupholders.

**CLUB SEATS:** Raymond James Stadium also has over 12,000 club seats, a modern feature that allows fans to experience Buccaneers games and entertain guests in maximum comfort. Club seats are extra-wide and padded and feature prime sideline locations. The seats are accessible from a luxurious, air-conditioned club level that houses restaurants, sports bars, video walls, lounge seating and additional views of the field.

**LUXURY SUITES:** A total of 195 suites on three floors at mid-level along both sidelines offer absolutely the most luxurious setting to watch a Buccaneers game. Each suite has retractable glass windows, private bar and restroom and televisions that can carry other NFL action. The suites are accessible from private elevators.

**CONCESSIONS:** Raymond James Stadium has over 550 points of sale for food, beverages and merchandise, a ratio of one point for every 126 seats. A wide variety of concessions will be available, from hot dogs and sodas to gourmet pizzas and cappuccino.

**RESTROOMS/SERVICES:** Raymond James Stadium is equipped with 88 restroom locations and a total of 1,073 fixtures. That ratio of one fixture for every 81 fans is an immense improvement in comfort for Buccaneers fans. The ratio for women fans is one fixture for every 70 people, improved from 1 for every 129 in Houlihan's Stadium. There are also five first aid stations, with at least one on each level.

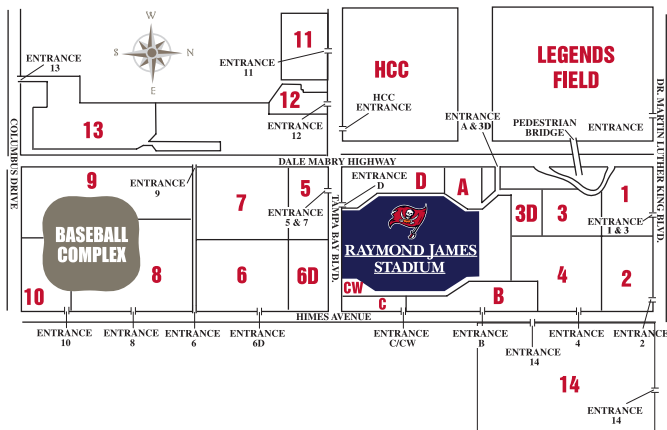
**MEDIA FACILITIES:** The Raymond James Stadium press box seats up to 225 members of the media in a spacious, comfortable box on the west side upper suite level. The dining area features a multiple-screen video wall, and the box is accessible from an elevator dedicated specifically to the media. The media entrance is located at Dock D on the southwest corner of the stadium.

**ESCALATORS:** An added comfort feature in Raymond James Stadium is a total of 20 escalators. With a bank of three escalators located at each corner ramp and an additional four in the club lounge, Buccaneers fans will find it easier and quicker to navigate the stadium than ever before.

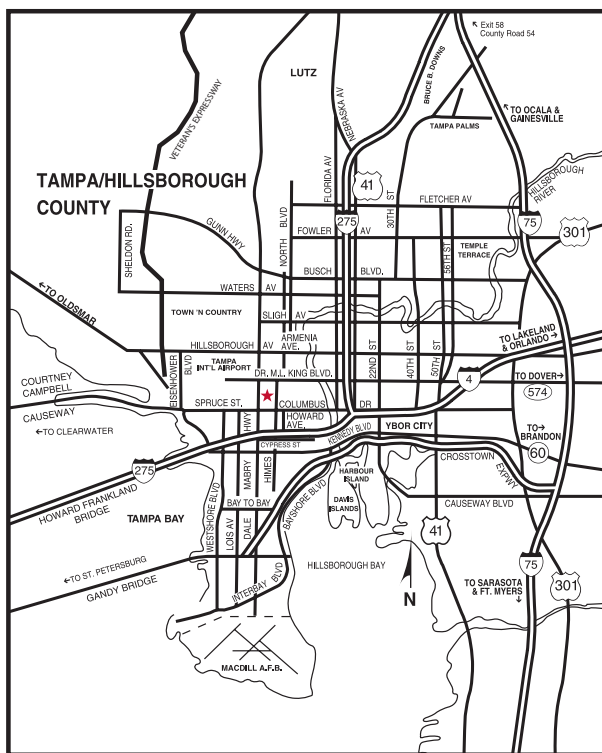
**TRAFFIC CONTROL:** Patrons of events at Raymond James Stadium can be assured that their travel to and from the facility will be as time-efficient as possible. The stadium is outfitted with a comprehensive traffic control system that automatically assists with the progression of traffic in and around the stadium traffic area. The system is comprised of a traffic control center located adjacent to the Tampa Sports Authority offices on the ground level of the south end zone plaza. From there, a crew of over 50 uniformed officers is directed to ease traffic flow. In addition, the system is equipped with 16 cameras constantly monitored by staff from TPD and City Traffic Engineering. They monitor all major intersections, traffic light cycles and newly installed cameras by F.D.O.T. that reach out beyond the immediate area. If problems arise, the flow of traffic can be instantly adjusted by adding time to stop lights or lane closures to avoid accidents.

## AREA MAPS

### PARKING DIAGRAM



### STADIUM AREA DRIVING MAP



### TICKETMASTER

Tampa Bay Area  
(800) 745-3000

[www.ticketmaster.com](http://www.ticketmaster.com)

### BUCCANEERS TICKET OFFICE

One Buccaneer Place  
Tampa, FL 33607  
(813) 879-2827  
(800) 282-0683  
TDD: (813) 387-6390  
Fax: (813) 876-5782

## RAYMOND JAMES STADIUM

An instantly-recognizable Tampa Bay landmark, Raymond James Stadium includes some of the most unique stadium features in the world. It is a blend of modern design, classic appointments, state-of-the-art technology and historic influences that combine to create the most exciting and enjoyable game atmosphere in the National Football League. Some of the most extraordinary features include:

### BUCCANEER COVE

In an effort to expand and enhance the overall game experience at Raymond James Stadium, the Tampa Bay Buccaneers constructed a \$3 million extravaganza called Buccaneer Cove. Located in the north end zone of the stadium, Buccaneer Cove encompasses 20,000 square feet and runs the entire length of the end zone concourse. The Cove features a weathered, two-story fishing village facade from which a wide variety of stadium concessions, ranging from standard fare to more authentic Tampa items, are offered. Scattered throughout the area are a variety of beach hut kiosks offering additional concessions and other game enhancements.

The centerpiece of Buccaneer Cove is the majestic, 103-foot long Ship, an authentic replica of an early 1800s Pirate Ship, arguably one of the most recognizable stadium features in the world.

The most menacing aspect of the Pirate Ship is its massive 9'x7' skull and crossed swords facing the playing field which features huge, glowing red eyes and a mouth that breathes smoke. Additionally, eight cannons celebrate player introductions, trips inside the red zone and Buccaneers touchdowns by releasing thundering cannon fire and smoke. The Ship is also complete with working rigging and a crew to raise and lower its huge 32'x50' sails.

The Ship's dock serves as an entertainment area from which patrons enjoy the most unique vantage point in the National Football League. Adding to the festive atmosphere is a larger-than-life interactive talking parrot that sits perched at the Ship's stern.

All areas of Buccaneer Cove and the Ship's facilities are ADA disabled ramp accessible so that all fans can benefit from this unique setting. With a full menu of food and beverages, plentiful facilities and an excellent view of the action on the field, Buccaneer Cove is as animated as the 19th-century pirate village after which it is modeled.

Buccaneer Cove was designed by HOK Studio E and constructed by The Nassal Company. It is manned by a 30-plus person crew on game day who is responsible for Ship pyrotechnics, launching t-shirts and tossing out beads to fans throughout the game.



***Massive enough to be a striking image from any spot in the stadium, the majestic Ship looms out over the crowd in the north end zone.***

- Ship Length 103'
- Ship Weight 43 tons
- Ship Height 78'
- Bow Detail 9'x7'
- Ship Width 32'
- Swords 16' each

***The Ship was constructed over a two-month period using, among others, the following materials:***

- 5.5 tons of concrete
- 14 tons of steel
- 700 yards of sails
- 1 mile of rigging
- 300 feet of rope
- 60 gallons of paint
- 64,000 linear feet of wood trim

### MILLER LITE PARTY DECK

The Miller Lite Party Deck is an exclusive area in the south end zone where a select number of fans can watch the game from an awesome view. Fans are eligible to win a ticket to this private oasis where guests may enjoy complimentary Miller products on the deck. Winners receive a ticket and special pass to access the deck and Buc Dollars for stadium goods. All winners must be 21 and above.







## BUCVISION

BucVision features two massive videoboards at each end of Raymond James Stadium.

The main attraction of BucVision is the sheer size of the two videoboards, each measuring 24 feet high by 92 feet wide, which is significantly larger than conventional NFL scoring systems.

In addition to viewing plays from three different angles at each end of the field, fans are also treated to highlights from up to six games simultaneously from around the NFL before and after Buccaneer games, essentially transforming Raymond James Stadium into the world's largest sports bar.

BucVision is operated by more than 30 technicians. In addition to showing the network feeds, the system incorporates five in-house cameras that capture the festive atmosphere of Raymond James Stadium patrons.

The system also contains a crystal-clear sound system which enhances the gameday experience for general fans, club seat holders, and luxury suite patrons.

## THE BEST IN THE NFL

Since opening in 1998, Raymond James Stadium has drawn rave reviews as one of the best playing surfaces in the National Football League. Tampa Bay's home stadium has ranked as the top turf in the League in five of the previous six surveys, earning top honors in 1998, 2000, 2002, 2004 and 2006. In 2008, Raymond James Stadium was rated as having the second-best natural grass field. For the 2008 survey, the NFL Players Association polled 1,565 active players from all 32 teams. Prior to 1998, the Buccaneers ranked first in both the 1994 and 1996 surveys for having the best playing surface in the League at Tampa Stadium.

### TOP PLAYING SURFACES IN THE NFL - 2008 NFLPA SURVEY

STADIUM	TEAM
1. University of Phoenix Stadium	Arizona
2. Raymond James Stadium	Tampa Bay
3. Qualcomm Stadium	San Diego
4. Bank of America Stadium	Carolina
5. Alltel Stadium	Jacksonville

## GAMEDAY EXPERIENCE

In addition to Buccaneer Cove and BucVision, Raymond James Stadium offers numerous attractions to fans that make the Buccaneers gameday experience unlike any other in professional sports. Some of the attractions include:

- **PRE-GAME BANDS** – Eight bands perform for two hours prior to every game.
- **Animated Parrot** – A "talking parrot" located on the aft of the Pirate Ship entertains fans prior to the game.
- **PRE-GAME CEREMONY** – During the National Anthem, a 125-person crew unfurls the NFL's largest United States Flag across the playing field.
- **FACE-PAINTING PIRATES** – Face-painting pirates stroll the club level throughout the game.
- **BUCCANEER BATTLE FLAGS** – Each time the Buccaneers offense advances into the opposition's 'red zone,' red flags that adorn the top of the stadium are raised while a 60-person crew waves red flags throughout the stadium as the Pirate Ship's cannons are fired.

# ONE BUCCANEER PLACE



stunning but it is also plainly symbolic. Simply put, everything that goes on through those doors is dedicated to one overriding pursuit.

Football.

The Buccaneers' facility opened for business in August 2006, just in time for the team's return from training camp. By the end of September, the entire organization had moved over from the former One Buccaneer Place, which had been its home since 1976. There are three full-sized practice fields out back; a 9,353-square-foot weight room in a separate building; a sprawling training area with the most modern tools for the team's medical staff; a 2,400-square-foot team auditorium fronted by an enormous video screen; a video control room that looks like the bridge of a spaceship; dozens of wired meeting rooms; a dedicated draft room, spacious coaches offices; a fully-contained kitchen and dining area; a locker room more than double the size of its predecessor and much, much more. The new One Buccaneer Place also houses all of the front office departments, including human resources, ticket sales, customer service, public relations, information technology, community relations and marketing.

It is, in a word, everything. The Buccaneers have everything they need to pursue the team's ultimate goal of Super Bowl championships.

Below is a closer look at some of the headquarters' most impressive features.

## ROOM TO BREATHE: THE LOCKER ROOM AND PLAYERS LOUNGE

The locker room at One Buccaneer Place covers 6,600 square feet – more than twice the size of the one it replaced – and looks even more spacious thanks to the vaulted ceilings, subtle lighting and lack of clutter in the middle. The locker room at the former facility needed two rows of back-to-back lockers in the middle of the floor to get every player into one, and those rows removed any hope of clear sight lines or walking paths.

The oak paneling and accents are everywhere, giving the room an opulent feel. The carpet, in turn, returns the focus to the team; it is dominated in the middle by a huge version of the team's logo, measuring about 40 feet from one tip diagonally to the other.

The most noticeable feature of the room is its depth. One can walk into the east end of the locker room, across the hall from an equally cavernous equipment room and feel like you're an Antonio Bryant bomb away from the west end, where many of the veterans have set up shop.

The size of the lockers themselves is an improvement, too. Four feet across, these wood-paneled lockers have enough drawers, shelves and hooks to store any equipment a player might need. Each locker is wired for power and the ergonomic chairs that sit in front of each locker can be folded easily and tucked away in a compartment at the bottom of the space.

Each locker is also equipped with a ventilation system and two large vents, one behind the low shelf where shoes are stored and one behind the top shelf where shoulder pads are usually kept. In addition to keeping the lockers smelling fresh, these vents also allow the players' shoes and pads to dry 60% quicker than before.



The locker rooms are supported by a much improved shower and restroom area, as well.

At the former One Buc Place, up to 90 players often had to share four urinals, four toilets, four sinks and about five working showerheads. The current locker room has eight urinals, seven toilets, 14 sinks and 24 showerheads, all in perfect working order and all utilizing automatic sensors. The showers, for instance, only work if a person is standing right in front of the showerhead. Around the four walls of the beautifully-tiled shower room, where 16 of the 24 showerheads are located, there are also 12 mounted dispensers of shampoo and shower gel. The showerheads are equipped with high-pressure, adjustable nozzles.

Sitting side-by-side between the shower and the sinks are a tiled steam room and a wood-paneled sauna. The sinks are set in black marble and set in front of long mirrors. Players can choose between towels and mounted hand dryers after using the sinks.

Gone, too, are the days when players had to eat, play dominoes or read the newspaper at their lockers, or some other stolen corner of the building. Walk through the south doors of the locker room and down a short hall and you're in another expansive, wood-paneled room: the Players Lounge.

The lounge sits on the back edge of the building, facing the practice field with 27 windows stretching up to its high, vaulted ceiling. The room is filled with two black leather couches and 14 black leather chairs, several of them facing the gigantic entertainment center along the east wall. The entertainment center is fitted with five flat screen TVs, one very large one surrounded by four smaller ones. It also houses a sophisticated sound system, which is hooked up to speakers around the room.

For players to relax, the lounge is equipped with two pool tables, a bank of free-standing video games and tables at which to play dominoes or other games.

## WIRED FOR EFFICIENCY: THE VIDEO EDITING SUITE



Everything in the Buccaneers' video department, located across a broad swath of the second floor of the team's brand new facility, is wired for ease and efficiency. Every likely request by a coach or player has been planned for in advance.

In the main video area, which is raised a foot or so from the rest of the second floor to allow for intricate cabling under the floor, a long, three-sided deck of editing machines forms the central control area. Here, five editing stations (there were three at old One Buc) allow for the rapid cut-up of game and practice footage. Every play in practice or a game is categorized

and entered into the system, where it is instantly available to coaches and players all across the building.

In the video room at the old headquarters, this control center was surrounded by shelves holding hundreds of tapes, the main library for any footage a coach might want to view or combine into a highlight reel. In the facility, there is a separate room for storage of current footage, as well as the department's servers. There is also another separate room, located just across the hall, that holds 22 long shelves to be used for storage of tapes from many years past.

Off the main video floor is a fourth room, and it doesn't take a cynic to notice that this room is about the exact same size and shape as the department's lone room back at the old One Buccaneer Place. This room has a shelf running around the circumference of the room, on which is arranged various clumps of equipment. This room, this doppelganger for where the video team used to perform all of its work, is solely for the purpose of such side projects as printing labels, repairing equipment and stripping cable.

At the former One Buc, all these activities went on inside that little rectangle, wherever a piece of real estate could be found.

## A PLACE OF HEALING: THE TRAINING ROOM

Todd Toriscelli, the Bucs' head trainer since 1997, is a very experienced veteran in his field, and insists that the team's new medical area is the best in the NFL by a long shot.

There is, for instance, a huge physician's room, replacing a thin closet that served that purpose in the old building. Now when the team's attending physicians visit, they can see a player privately, examine him as thoroughly as necessary and provide treatment in a space that, alone, is as big as the entire training area at the former One Buccaneer Place. And that's only a small corner of the new facility's medical footprint.



The physician's room is off to the right of Toriscelli's office, next to the expansive rehab area, which looks like a slightly miniaturized version of the facility's already legendary weight room. That, too, is something completely new for the training staff. At the old One Buccaneer Place, the rehab area was also known as "the weight room." Now, says Toriscelli, the medical staff is completely self-contained in terms of the equipment it needs to return injured players to health.

Players who need aquatic rehab can do it right on site, in the already very popular hydro room. The team has gone from three metal tubs to three large pools – one for cold soaks, one for hot soaks and one for aquatic rehab. This pool is deep enough to submerge a player chest deep and it is equipped with underwater rails and a floor that rolls like a treadmill.

The hydro room is to the left of Toriscelli's office, past additional large offices for his assistants. In the middle of all of this is the main training area, with a dozen large taping tables and all sorts of equipment. The old training area could fit into this middle space several times over. The whole place has a quiet, professional atmosphere, which is a function of its enormous space.

## A REAL STRENGTH: THE WEIGHT ROOM



The weight room at the Bucs' headquarters happens to be its own separate building, covering 9,353 square feet of space and connected to the east end of the main building by a stylized breezeway. The very first time it opened its doors for an official team workout, two-thirds of the team was waiting to use it. That would not have been remotely possible at the old headquarters.

There are 60-70 different types of machines, about 30 of which are completely new to the Bucs' inventory, and countless free weights. The large racks along the front row are big

enough for players to work back-to-back, which means there is never a wait for weightlifting. And the machines are specific enough to bend to the need of any player on the team.

In the past, as the Bucs have moved from one coaching staff to another and one strength and conditioning leader to another, the weight room's overriding philosophy has changed. One strength and conditioning coach might favor free weights over machines and stock only those; the next coach might believe in the opposite and clear out the weights to make room for new machines.

The Bucs' current program, under Head Strength and Conditioning Coach Kurt Shultz, doesn't believe in limiting its scope to one of those two philosophies. Tampa Bay players have access to weights and machines, and to coaches who are eager to devise specific regimens that will work for specific individuals.

The team also wants to encourage strength training by giving the weight room a very inviting atmosphere. As such, it has been fitted with a sensational sound system, a must in any workout area. Also, the wall that faces the field is dominated by six large garage-style doors that can be rolled up to let in the outside air during the nicer portions of the year. There is a strong air-conditioning system, of course, and the room's many windows keeps the place bright and uplifting.

The NFL is a fully-wired world these days, and that concept is executed to perfection by the state-of-the-art technology that traces through the Buccaneers' headquarters like a nerve system.

That is certainly true in the player meeting rooms, which occupy a good portion of the ground floor, stretching around two sides of the enormous locker room. Coaches and players have gone from cramped, multi-purpose rooms with outdated equipment to spacious, specific areas outfitted with an incredibly efficient system for the sharing of information.



It starts in the back of each room, where a futuristic-looking desk called the Coach's Command Station is situated. It might be the most aptly-named piece of equipment in the building, because it looks as if it was lifted right from the bridge of a Star Trek cruiser. It doesn't have force fields or phasers, but it does allow a coach to run his meeting at warp speed.

The Coach's Command Station is fitted with five possible methods of output: a Betacam deck, a document camera, a DVD/VCR combo deck, an XOS PC link and a guest PC hookup. Seated behind his curved and compact desk, the coach controls all of these possibilities with a single remote and can flick quickly from one to the next. Whatever he chooses to share with his players is instantly displayed on a huge screen at the front of the room.

By the coach's right hand in his command station is a gray console with a small screen showing his touch options. The universal remote, set up in a way familiar to the coaches from the systems they've worked on for years, is also by his right hand. With these two devices, he can quickly take his players through any splice of footage he needs them to see, from practices, Buc games or opponents' games.

The system already includes every game played in the NFL over the last five years, cut up by play so that the data can be assembled in any way the coach wishes. Want to see what the Carolina Panthers have done on every third-and-seven over the last four years? Just a few well-informed keystrokes and you have your digital highlight reel.

The same is true of practice, thanks to the swift work of Video Director Dave Levy's crew. Every practice is shot by several video workers on lifts located around the practice field. During and immediately after each workout, that footage is entered into the system and broken down by play. A coach can walk in off the field, head to his office on the second floor and immediately begin sorting out the footage he wants. Within minutes, he can use it as a teaching tool with his men.

Sometimes, too, a coach wishes to draw up a few Xs and Os. For generations, that's been done on a blackboard or a greaseboard. Now, with a flick of a switch, a coach can whip up any diagram while seated at his command station and share it instantly with his players.

That's possible through the aforementioned document camera, which looks like a futuristic cross between a desk lamp and a telephone. The lead arm of the doc cam is aimed down at the coach's desk, and anything slid underneath it is projected with extreme clarity on the same huge screen used to watch cutups.

Every coach also has his own spacious office on the second floor, where he can access the same cut-up footage and assemble reels of whatever subject he wishes. Those reels can then be accessed virtually anywhere in the football side of the building.

The wonders of the One Buccaneer Place go beyond these few areas, spilling out, for instance, into a high-tech field system, a well-stocked scouting area and a state-of-the-art studio for press conferences. What is its best feature? That's different for virtually every player, coach and staff member who works within its walls, but suffice it to say that there are many, many correct answers.



# BUCCANEERS.COM

## THE TAMPA BAY BUCCANEERS' HOME ON THE WEB

Since its launch in 1999, Buccaneers.com has emerged as the definitive source for information, entertainment, video, photography, game coverage and locker-room access regarding the Tampa Bay Buccaneers. The site continues to be on the cutting-edge of internet sports coverage and provides fans direct access to the site's most popular features.

Buccaneers.com hosts updated news, video and photos, contests, interactive opportunities and a fan message board. Visit the site and watch Head Coach Raheem Morris' weekly press conference stream live each Monday.

A special media section includes dozens of items to help print, radio, television and Internet sources perform their jobs and keep football fans in the know.

Buccaneers.com remains the only source of up-to-the-minute information for Buccaneers fans.

Below is a summary of some of the site's most popular contents.



## MEDIA TOOLS

- Constantly updated and easy to download rosters, depth charts, weekly releases, statistics pages and other informational files
- Always up-to-date press release archives
- Credential information and other team media policies

## NEWS SOURCE

- Official source for news on team transactions, such as player signings, roster cuts and depth chart changes
- Always up-to-date roster, depth chart and transactions page
- Feature articles on relevant players and subjects

## MULTIMEDIA CENTER

- Podcasts of weekly radio shows, press conferences and other events made available shortly after their conclusion
- Live coverage of all postgame and day-after-game press conferences by head coach, in addition to other selected press conferences
- Frequent video and audio interviews in the Buccaneers Multimedia Network, complete with deep archive spanning several seasons
- Weekly game highlights produced by NFL Films
- NFL Network coverage of the Buccaneers
- Fan-interactive interviews and other elements
- Deepest on-line image archive in the league, easily sorted by player or game

## GAME COVERAGE

- Pregame news, including injury updates, lineup information, inactives and thoughts from the head coach
- In-game updates, including play-by-play, quarterly stats and game-story updates at the end of each period
- Game photos transmitted directly from Buccaneers' sideline
- Up-to-the-minute injury and lineup information
- Wrap up story posted immediately after the game

## ADDITIONAL FEATURES

- Cheerleader section featuring photos, bios and diary entries
- Ticket and seating information, plus season-ticket waiting list
- Detailed stadium information, featuring seating diagrams, parking maps and concession locations
- Most active fan message board in the NFL, fan polls, topic discussions
- Community relations updates
- Kids Zone
- Team Store

## SUPER BOWLS IN TAMPA

### SUPER BOWL XLIII

On February 1, 2009, the Pittsburgh Steelers defeated the Arizona Cardinals 27-23 in dramatic fashion before 70,774 at Raymond James Stadium securing sole possession of the record for most Super Bowl wins with six.

Pittsburgh outgained Arizona 158 to 102 yards in the first half of Super Bowl XLIII, jumping to a 17-7 lead at halftime, aided by LB James Harrison's Super Bowl record 100-yard interception return for a touchdown, the longest scoring play in Super Bowl history. Harrison, the 2008 Defensive Player of the year, totaled four tackles, one pass defended, two quarterback hurries and one interception. Trailing 20-7 at the start of the fourth quarter, Arizona scored 16 unanswered points, including WR Larry Fitzgerald's 64-yard



touchdown reception to take a 23-20 lead with 2:37 remaining in the game. The Steelers marched 78 yards to score on WR Santonio Holmes' six-yard game-winning touchdown catch with 35 seconds left. Holmes finished the game with nine receptions for 131 yards and one touchdown, including four receptions for 71 yards on the final drive, earning him Super Bowl MVP honors. Steelers QB Ben Roethlisberger recorded 256 yards passing on 21-of-30 attempts including one interception and the game-winning touchdown pass. The Cardinals were led by QB Kurt Warner, who completed 31-of-43 pass attempts for 377 yards, three touchdowns and one interception. Warner connected with WR Anquan Boldin for a team-high eight receptions for 84 yards, while Fitzgerald led the team with 127 yards receiving on seven receptions, including two touchdowns.

Approximately 98.7 million people watched Super Bowl XLIII, making it the most watched Super Bowl ever.


### SUPER BOWL XXXV

On January 28, 2001, the Baltimore Ravens defeated the New York Giants 34-7 before 71,921 at Raymond James Stadium. The Ravens' suffocating defense allowed the Giants just 152 total yards and did not permit an offensive touchdown en route to winning their first championship in team history.

LB Ray Lewis, named the 2001 Defensive player of the Year, totaled three tackles, two assists and four passes defended against the Giants, while being named the Most Valuable Player of Super Bowl XXXV.

Former Buccaneer QB Trent Dilfer led the Ravens to their first score with a 38-yard touchdown pass to WR Brandon Stokley to give the Ravens a 7-0 first quarter lead. Dilfer later set up a K Matt Stover 47-yard field goal with 1:48 left in the first half with a 36-yard pass to WR Qadry Ismail.

Current Buccaneer CB Ronde Barber's twin brother, RB Tiki Barber, gave the Giants their farthest drive into Ravens' territory with a 27-yard run to Baltimore's 29-yard line. However, CB Chris McAlister intercepted QB Kerry Collins's pass on the next play to end the drive. CB Duane Starks intercepted Collins later in the third quarter and returned the ball 49 yards for a touchdown and a 17-0 lead. S Kim Herring and LB Jamie Sharper also recorded interceptions in the game.



WR Ron Dixon returned the ensuing kickoff 97 yards for a touchdown and cut the Giants' deficit to 10. However, WR Jermaine Lewis then matched Dixon's kickoff return as he cut across the field and raced 84 yards for a 24-7 lead with 3:13 left in the third quarter. The three touchdowns in 36 seconds were a Super Bowl record.

RB Jamal Lewis, who finished with 27 carries for 102 yards, scored on a three-yard touchdown run midway through the fourth quarter and gave Baltimore a 31-7 lead. Stover finished off the scoring for the Ravens with a 34-yard field goal midway through the fourth quarter.



## SUPER BOWL XXV

On January 27, 1991, Buffalo K Scott Norwood missed a 47-yard FG attempt with four seconds left, enabling the New York Giants to escape with a 20-19 win over the Bills before 78,813 at Tampa Stadium.

The thrilling contest took place during the height of the United States' military presence in the Persian Gulf. The entire crowd waved American flags during Whitney Houston's emotional rendition of the National Anthem.

The Giants countered Buffalo's Run-and-Shoot attack with a suffocating ball-control offense. New York owned the ball for a Super Bowl-record 40:33. The Bills had the ball for just

eight minutes in the second half.

After the two teams traded FGs, Bills RB Don Smith burrowed in from one yard out to give Buffalo a 10-3 lead. The Bills extended that lead to 12-3 when DE Bruce Smith sacked Giants QB Jeff Hostetler in the end zone. But Hostetler fired back, finding WR Stephen Baker in the end zone to close the gap to 12-10 just before the half.

The Giants then opened the third quarter with an epic march to the end zone, consuming a Super Bowl-record 9:29 on a 14-play, 73-yard march. RB Otis Anderson capped the drive with a one-yard TD run, giving New York a 17-12 lead. Buffalo recaptured the lead when RB Thurman Thomas rushed 31 yards for a score on the opening play of the fourth quarter. K Matt Bahr then booted a 21-yard FG with 7:20 left to push the Giants ahead 20-19.

Buffalo mustered one last stand as QB Jim Kelly escorted the Bills to the Giants 30. But Norwood missed his 47-yarder wide right, giving New York its second Super Bowl crown. Anderson earned MVP honors after rushing for 102 yards on 21 carries. Thomas totaled 190 yards from scrimmage in a losing effort.



## SUPER BOWL XVIII

On January 22, 1984, the Los Angeles Raiders defeated Washington 38-9 before 72,920 at Tampa Stadium. The Raiders posted the then-largest margin of victory in a Super Bowl en route to capturing their third Vince Lombardi Trophy.

RB Marcus Allen rushed for a Super Bowl-record 191 yards on just 20 carries, including a record 74-yard scoring jaunt at the end of the third quarter that cemented Most Valuable Player honors.

Los Angeles jumped out to a 7-0 lead when Derrick Jensen recovered a blocked punt in the end zone. The Raiders increased their lead to 14-3 when QB Jim Plunkett fired a 12-yard scoring strike to WR Cliff Branch. After K Mark Moseley booted a 24-yard FG to cut the lead to 14-3, Washington took an unnecessary gamble that proved to be disastrous. QB Joe Theismann attempted to throw a screen pass deep in Redskins territory, but LB Jack Squirek picked it off at the Washington 5 and waltzed into the end zone with seven seconds left in the half.



The Redskins cut the lead to 21-9 on a one-yard TD run by RB John Riggins early in the third quarter. But Allen took over from there, scoring twice before the quarter ended to ice the victory. The win ran Raiders head coach Tom Flores' postseason record to 8-1. The 38 points scored by Los Angeles were the most in the first 18 Super Bowls, surpassing Green Bay's 35 points in Super Bowl I.





## BEHIND THE STADIUM'S NAME

Raymond James has been dedicated to providing customized service and meeting its clients' diverse financial needs since its founding in 1962.

From its very beginnings, Raymond James was designed to be a different kind of financial services firm. In an era when most of its competitors focused solely on buying and selling stocks or mutual funds, Raymond James was committed to financial planning for the individual.

Advisors based their investment recommendations not on hot stocks or short-term market trends, but on a full understanding of each client's situation and goals. That planning-focused approach fosters well-informed choices and dedication to client service, both of which have been hallmarks of Raymond James since its beginning.

Investors welcomed that approach. During more than 45 years, Raymond James, with international headquarters in St. Petersburg, Florida, has grown into a highly regarded firm, with more than 5,000 advisors serving 1.8 million accounts in approximately 2,200 locations worldwide. Client assets total approximately \$183 billion, of which approximately \$28 billion are managed by the firm's asset management subsidiaries.

Over the years, the firm has become an internationally recognized leader in the investment industry, while its commitment to our clients and their financial well-being remains as strong as ever.

Traded on the New York Stock Exchange (RJF), Raymond James is a multinational company with distinct business units that serve a variety of clients, from individuals and small business owners to municipalities and major corporations.

The company has held the naming rights to the stadium since it opened in 1998, and will continue as the named sponsor through at least 2015. Raymond James also sponsors other sporting events, including several major tennis tournaments.

*Learn more about the firm at [raymondjames.com](http://raymondjames.com).*

## RAYMOND JAMES & THE TAMPA BAY BUCCANEERS: TEAMING UP TO HELP OTHERS

Raymond James believes in giving back to the communities in which its associates live and work. A leader in this regard, Raymond James has been recognized for its philanthropy and community support by such organizations as the National Business Committee for the Arts and the United Way of Tampa Bay. The company is also actively involved with other charitable organizations, with specific focus on education and the arts. In addition, Raymond James associates are generous with their funds, their time and their leadership. Many are involved in organizations across the country, from civic clubs and schools, to chambers of commerce and social service organizations.

During the football season, Raymond James and the Buccaneers team up for two charitable programs: Kicking for Kids and Sack Hunger.

### KICKING FOR KIDS

This season marks the 10th year of combining the Buccaneers' on-field success with a commitment to helping children in NFL cities around the country through the Kicking for Kids program.

For every field goal completed during a regular or postseason game, Raymond James contributes \$1,000 to a children's hospital in the city where the kick is made. Field goal or not, the company contributes a minimum of \$500 following each game.

### WHO IS RAYMOND JAMES?

That's a question many Super Bowl XLIII fans asked as they entered Raymond James Stadium.

While many may have guessed the stadium was named after a football player, coach or perhaps a former Tampa dignitary, the name actually comes from the result of the 1962 merger of two financial service companies, one run by Robert A. James and the other by Edward Raymond.

Raymond James was incorporated as Robert A. James Investments in 1962. In 1964, Raymond and Associates merged into Robert A. James Investments – and the firm of Raymond James & Associates was formed.



**KICKING  
+ FOR +  
KIDS**

In 2007 and 2008, representatives from the Buccaneers organization, together with Raymond James financial advisors, traveled to several hospitals in the Tampa Bay area to visit patients and present the contributions.

Since its inception, the Raymond James Kicking for Kids program has raised more than \$164,500 for children's hospitals in U.S. cities where the Buccaneers have played.

## SACK HUNGER

For the past five years, Raymond James and the Glazer Family Foundation have worked to "Sack Hunger" by stocking Tampa Bay area food banks before the Thanksgiving holiday.

This effort has collected more than 108 tons of nonperishable food items for families through special drives, as well as game-day collections.

This year's annual Sack Hunger game day food drive will be held on November 22, 2009, prior to the Buccaneers vs. New Orleans game.



## THE TOM AND MARY JAMES/RAYMOND JAMES FINANCIAL ART COLLECTION

A deep appreciation for the arts permeates Raymond James' culture and is reflected at the firm's corporate headquarters, where more than 1,800 works of art, part of the Tom and Mary James/Raymond James Financial Art Collection, are on display.

A virtual tour of some of the art collection is available at [raymondjames.com](http://raymondjames.com), and onsite tours can also be arranged.

In addition to sponsoring several art shows each year, the firm is also a major supporter of the Florida Orchestra. It is committed to ensuring that creative expression remains a central part of the Tampa Bay landscape.

The firm has long supported the American Stage Theatre Company through ongoing sponsorship. That support has continued as the group built and moved into a new theater in downtown St. Petersburg – the Raymond James Theatre. The company hopes its actions will help encourage others – corporations and individuals – to support not only live theater, but all forms of artistic expression.

Raymond James is also a major sponsor of the renowned Raymond James Gasparilla Festival of Arts.



"The Invocation," a bronze sculpture by Buck McCain, is part of the Tom and Mary James/Raymond James Financial Art Collection and is featured outside the Raymond James Financial Center in St. Petersburg.



## KEY FACTS: RAYMOND JAMES FINANCIAL, INC.

<b>Description</b>	Raymond James is a diversified financial services holding company. Based in Florida, its subsidiaries are engaged primarily in investment and financial planning, investment banking, asset management, and retail and commercial banking.
<b>Address</b>	880 Carillon Parkway, St. Petersburg, Florida
<b>Website</b>	raymondjames.com
<b>Founded</b>	August 16, 1962
<b>Chairman</b>	Thomas A. James
<b>Ticker symbol</b>	RJF
<b>Exchange listing</b>	New York Stock Exchange



*The Raymond James Financial Center, the firm's international headquarters, is situated on 60 acres in northwest St. Petersburg, right in the heart of the Tampa Bay area.*

## THE RAYMOND JAMES PLEDGE

We, the associates of Raymond James, commit our energies, intellect and knowledge to attaining the financial objectives of our clients by providing the highest possible level of service and delivering superior investment alternatives. We believe that putting the financial well-being of our clients first ultimately serves the best interests of our shareholders, our communities and ourselves. Remaining responsive to the needs of our clients in a financial environment characterized by constant change is our continuing challenge.

## RAYMOND JAMES®

**Individual solutions from independent advisors**

*Raymond James is the official investment services and financial planning provider for the Tampa Bay Buccaneers.*



## RAYMOND JAMES ACCOLADES

Raymond James' dedication to its clients is reflected in the recognition it continues to receive from its peers as well as from the media.

The following are a few examples of recent accolades the firm has received.

**6/15/2009**

### ***Computerworld Magazine***

For the third consecutive year, Raymond James has been named one of Computerworld magazine's 100 Best Places to Work in IT, citing morale-building benefits and efficient processes.

**6/1/2009**

### ***SmartMoney***

For the second year in a row, Raymond James was named the best full-service broker in *SmartMoney's* annual broker report, with especially strong performance in customer satisfaction and brokerage statements.

**5/2009**

### ***The Wall Street Journal and Forbes***

In May 2009, Raymond James' equity research analysts were recognized for their stock-picking abilities in three national surveys: The Wall Street Journal's "Best on the Street," Forbes "Blue Chip Analyst" and the Financial Times/Starmine's S&P 500 and Russell 2000 survey.

**12/22/2008**

### ***Forbes***

Raymond James listed among "The 400 Best Big Companies In America."

**09/02/2008**

### **Human Rights Campaign Foundation**

Raymond James Financial, Inc. earned the highest rating of 100 percent in the 2009 Corporate Equality Index (CEI), an annual survey administered by the Human Rights Campaign Foundation. Raymond James joins the ranks of 259 other major U.S. businesses, and is one of only three in Florida, that get top marks for their non-discrimination policies and practices.

**07/30/2008**

### **J.D. Power and Associates**

Raymond James received the highest numerical score among full-service brokerage firms in the proprietary J.D. Power and Associates 2008 Full Service Investor Satisfaction Study<sup>SM</sup>.

**06/30/2008**

### ***Barron's***

Raymond James' focus list posted an uncommon double win, taking first place in the January-June 2008 period, as well as in the 12 months ended June 30.

**05/18/2008**

### ***The Wall Street Journal***

Raymond James had four top stock pickers in the *The Wall Street Journal's* 16th annual "Best on the Street" survey.

**03/27/2008**

### ***Forbes.com***

Raymond James ranked 12th on list of America's Most Trustworthy Mid-Cap Companies; RJF was the only major investment services firms to be named one of "America's Most Trustworthy."

Raymond James received the highest numerical score among full-service brokerage firms in the proprietary J.D. Power and Associates 2008 Full Service Investor Satisfaction Study<sup>SM</sup>. Study based on responses from 4,027 investors measuring 19 investment firms and measures opinions of investors who used full-service investment institutions. Proprietary study results are based on experiences and perceptions of consumers surveyed in April-May 2008. In addition, Raymond James received the highest numerical score for employee advisor satisfaction among financial investment firms in the proprietary J.D. Power and Associates 2008 Financial Advisor Satisfaction Study<sup>SM</sup>. Study based on 3,124 total responses measuring 19 investment firms and measures employee satisfaction of investment firms. Proprietary study results are based on experiences and perceptions of consumers surveyed in May-June 2008. Your experiences may vary. Visit [jdpower.com](http://jdpower.com). Past performance is not indicative of future results.

*The Wall Street Journal* does not endorse, sponsor or approve the investment programs of Raymond James. The Wall Street Journal survey identifies the top five analysts across various industry categories, basing the awards on stock-picking skill. Calculations for the "2009 Best on the Street Analysts Survey" were performed by FactSet Research Systems Inc.

Calculations for the 2009 Forbes "Blue Chip Analyst" survey were performed by Zacks Investment Research. Zacks ranked the analysts on their stock-picking skills and earnings estimation accuracy over a three year period.

*SmartMoney* does not endorse any product or service of Raymond James.

The *Forbes* rankings for the "400 Best Big Companies in America" are based on stringent criteria including accounting and governance ratings, revenue, positive equity, long-term earnings growth and debt-to-capital ratios.

# BUCCANEERS PRESEASON TELEVISION



**CHRIS MYERS**



**JOHN LYNCH**



**DAN LUCAS**

## WFLA

WFLA-TV will continue its Fanatical Bucs coverage in 2009, producing three of Tampa Bay's four pre-season games in dazzling High Definition. A home game against Houston, as well as road contests at Tennessee and Jacksonville, highlight WFLA's coverage. Buccaneer fans with High Definition television sets can tune to WFLA-DT Channel 8.1 to see all the action in wide screen with stunning, lifelike clarity.

Cable subscribers are advised to check local listings for HD service detail. Standard Definition viewers will also benefit with higher resolution video and improved audio.



Emmy-Award winning broadcaster Chris Myers will enter his seventh season in the broadcast booth for Tampa Bay as the play-by-play man during the preseason. A versatile member of FOX Sports programming, Myers has handled play-by-play and sideline duties for the NFL on FOX, as well as serving as host of FOX's NASCAR pre-race show and as a sideline reporter during the Major League Baseball postseason. He also hosts his own national radio show called The Drive on FOX Sports Radio, and recently hosted the Chris Myers Interview on FOX Sports Net.

During an 11-year tenure with ESPN, Myers was involved with a number of programs, including hosting Up Close, anchoring SportsCenter and reporting on Baseball Tonight. Myers also worked as host of ESPN's NFL Matchup. While at ESPN, Myers won his first Emmy for Top Sports Feature. Myers, who was born in Florida, began his career at age 16 in Miami when he hosted his own football radio show called The Chris Myers Football Scoreboard.

Former Buccaneer great John Lynch will join Chris Myers in the broadcast booth during the preseason. One of the most respected players in team history, Lynch retired in 2008 after 15 years in the NFL. In addition to his preseason duties, Lynch will be a first-year analyst on the NFL on Fox for regular season games in 2009.

A nine-time Pro Bowler, Lynch entered the league as a third-round selection by the Tampa Bay Buccaneers in the 1993 NFL Draft. He spent his first 11 seasons with the Buccaneers before joining the Denver Broncos for four seasons. Lynch played in 224 career games with 191 starts during his career, finishing his career with 1,277 tackles, 26 interceptions, 13 sacks, 16 forced fumbles, eight fumble recoveries and 100 passes defended.

A captain on the Buccaneers Super Bowl Championship team in 2002, Lynch still ranks fifth in games played, sixth in games started, fifth in tackles and sixth in interceptions in Buccaneer history.

Dan Lucas, who serves as a sports anchor and reporter for WFLA, will serve as the sideline analyst for the broadcasts. He is a Tampa native who graduated from Leto High School and went on to graduate from Florida State University. Prior to his work with WFLA, Lucas worked as weekend sports anchor at WJAC-TV in Johnstown, Pennsylvania where he covered Penn State and all the Pittsburgh teams (Steelers, Pirates, Penguins and the University of Pittsburgh).

## BUCCANEERS PRESEASON SCHEDULE

DATE	OPPONENT	TIME	STATION
8/15	at Tennessee	8:00 PM	WFLA
8/22	at Jacksonville	7:30 PM	WFLA
8/27	Miami	8:00 PM	FOX
9/4	Houston	7:00 PM	WFLA

*\*All Times Eastern*

# BUCCANEERS RADIO NETWORK



**GENE DECKERHOFF**



**DAVE MOORE**



**T.J. RIVES**

In its sixth year, Clear Channel's US 103.5 FM will serve as the flagship station for the Buccaneers Radio Network. US 103.5 will broadcast all Buccaneers games in stereo with a 100,000-watt signal that blankets the Tampa Bay area. Clear Channel will also simulcast Buccaneers football on its sister station, 620 WDAE-AM.

Handling the play-by-play duties for the 21st straight season is Gene Deckerhoff. Deckerhoff's 21 years of service with the Buccaneers currently ranks as the fifth-longest in the NFL. Considered one of the nation's premier play-by-play announcers, Deckerhoff has also served as the voice of Florida State University football and basketball since 1979.

Deckerhoff is the former play-by-play man for the USFL's Tampa Bay Bandits and also served as the sports director for WCTV-TV in Tallahassee. Deckerhoff is a 10-time recipient of the Florida Sportscaster of the Year award.

Dave Moore, former Tampa Bay Buccaneers tight end, enters his third season as color analyst with the Buccaneers Radio Network.

Moore spent 13 of his 15 seasons in the NFL with the Buccaneers, the most of any player in team history. The seventh-round draft pick (191st overall) started his first season with the Dolphins in 1992 before joining the Buccaneers. Following a stint in Buffalo during the 2002 campaign, Moore returned to the Bay area and finished his NFL career with 207 receptions for 2,028 receiving yards and 28 touchdowns. He also made a Pro Bowl appearance in 2006.

T.J. Rives begins his fifth season as Tampa Bay's sideline reporter. Rives is a radio and television veteran of the Tampa Bay area and nationally for the last 18 years. Rives currently hosts a golf morning show on The PGA Tour Network and a national college football and basketball show on XM Satellite Radio. During the 2009 season, Rives will host the Raheem Morris radio show on Monday nights. He graduated with a degree in broadcasting from the former Memphis State University.

Buccaneers fans across the state can tune into Tampa Bay games thanks to the Buccaneers Radio Network. Deckerhoff's descriptions of the action and all of the attending pre-game, halftime and post-game action are simulcast on radio stations throughout the state.

This season Orlando fans can catch all the Buccaneers game day action on WTKS 104.1 FM. A full list of Buccaneers Radio Network affiliates is in the box below.



## BUCCANEERS RADIO NETWORK AFFILIATES

Brooksville	WWJB 1450 AM	Ocala	WSKY 97.3 FM
Daytona Beach	WTKS 104.1 FM	Orlando	WTKS 104.1 FM
Ft. Myers	WPTK 1200 AM	Panama City	WYOO 101 FM
Ft. Lauderdale	WINZ 940 AM		WPCF 1290 AM
Gainesville	WSKY 97.3 FM	Port St. Lucie	WPSL 1590 AM
Homosassa Springs	WXCW 95.3 FM	Punta Gorda	WCCF 1580 AM
Jacksonville	WFXJ 930 AM	Sebring	WFUS 103.5 FM
Lakeland	WLKF 1430 AM	Tallahassee	WNLS 1270 AM
Melbourne	WTKS 104.1 FM	Tampa Bay/Sarasota	WFUS 103.5 FM
Miami	WINZ 940 AM		WDAE 620 AM
Naples	WNPL 1460 AM	West Palm Beach	WINZ 940 AM

# 2009 NFL SCHEDULE

## ALL TIMES EASTERN

### WEEK 1

#### THURSDAY, SEPT. 10

Tennessee at Pittsburgh.....8:30

#### SUNDAY, SEPT. 13

Miami at Atlanta.....1:00  
Kansas City at Baltimore.....1:00  
Philadelphia at Carolina.....1:00  
Denver at Cincinnati.....1:00  
Minnesota at Cleveland.....1:00  
N.Y. Jets at Houston.....1:00  
Jacksonville at Indianapolis.....1:00  
Detroit at New Orleans.....1:00  
Dallas at Tampa Bay.....1:00  
San Francisco at Arizona.....4:15  
Washington at N.Y. Giants.....4:15  
St. Louis at Seattle.....4:15  
Chicago at Green Bay.....8:20

#### MONDAY, SEPT. 14

Buffalo at New England.....7:00  
San Diego at Oakland.....10:15

### WEEK 2

#### SUNDAY, SEPT. 20

Carolina at Atlanta.....1:00  
Minnesota at Detroit.....1:00  
Cincinnati at Green Bay.....1:00  
Arizona at Jacksonville.....1:00  
Oakland at Kansas City.....1:00  
New England at N.Y. Jets.....1:00  
New Orleans at Philadelphia.....1:00  
Houston at Tennessee.....1:00  
St. Louis at Washington.....1:00  
Tampa Bay at Buffalo.....4:05  
Seattle at San Francisco.....4:05  
Pittsburgh at Chicago.....4:15  
Cleveland at Denver.....4:15  
Baltimore at San Diego.....4:15  
N.Y. Giants at Dallas.....8:20

#### MONDAY, SEPT. 21

Indianapolis at Miami.....8:30

### WEEK 3

#### SUNDAY, SEPT. 27

Cleveland at Baltimore.....1:00  
Pittsburgh at Cincinnati.....1:00  
Washington at Detroit.....1:00  
Jacksonville at Houston.....1:00  
San Francisco at Minnesota.....1:00  
Atlanta at New England.....1:00  
Kansas City at Philadelphia.....1:00  
Green Bay at St. Louis.....1:00  
N.Y. Giants at Tampa Bay.....1:00  
New Orleans at Buffalo.....4:05  
Chicago at Seattle.....4:05  
Tennessee at N.Y. Jets.....4:15  
Denver at Oakland.....4:15  
Miami at San Diego.....4:15  
Indianapolis at Arizona.....8:20

#### MONDAY, SEPT. 28

Carolina at Dallas.....8:30

### WEEK 4

#### SUNDAY, OCT. 4

Detroit at Chicago.....1:00  
Cincinnati at Cleveland.....1:00  
Oakland at Houston.....1:00  
Seattle at Indianapolis.....1:00  
Tennessee at Jacksonville.....1:00  
N.Y. Giants at Kansas City.....1:00  
Baltimore at New England.....1:00  
Tampa Bay at Washington.....1:00  
Buffalo at Miami.....4:05  
N.Y. Jets at New Orleans.....4:05  
Dallas at Denver.....4:15  
St. Louis at San Francisco.....4:15  
San Diego at Pittsburgh.....8:20

#### MONDAY, OCT. 5

Green Bay at Minnesota.....8:30  
**Open date:** Arizona, Atlanta, Carolina, Philadelphia

### WEEK 5

#### SUNDAY, OCT. 11

Cincinnati at Baltimore.....1:00  
Cleveland at Buffalo.....1:00  
Washington at Carolina.....1:00  
Pittsburgh at Detroit.....1:00  
Dallas at Kansas City.....1:00  
Oakland at N.Y. Giants.....1:00  
Tampa Bay at Philadelphia.....1:00  
Minnesota at St. Louis.....1:00  
Atlanta at San Francisco.....4:05  
Houston at Arizona.....4:15  
New England at Denver.....4:15  
Jacksonville at Seattle.....4:15  
Indianapolis at Tennessee.....8:20

#### MONDAY, OCT. 12

N.Y. Jets at Miami.....8:30  
**Open date:** Chicago, Green Bay, New Orleans, San Diego

### WEEK 6

#### SUNDAY, OCT. 18

Houston at Cincinnati.....1:00  
Detroit at Green Bay.....1:00  
St. Louis at Jacksonville.....1:00  
Baltimore at Minnesota.....1:00  
N.Y. Giants at New Orleans.....1:00  
Cleveland at Pittsburgh.....1:00  
Carolina at Tampa Bay.....1:00  
Kansas City at Washington.....1:00  
Philadelphia at Oakland.....4:05  
Arizona at Seattle.....4:05  
Tennessee at New England.....4:15  
Buffalo at N.Y. Jets.....4:15  
Chicago at Atlanta.....8:20

#### MONDAY, OCT. 19

Denver at San Diego.....8:30  
**Open date:** Dallas, Indianapolis, Miami, San Francisco

### WEEK 7

#### SUNDAY, OCT. 25

Chicago at Cincinnati.....1:00  
Green Bay at Cleveland.....1:00  
San Francisco at Houston.....1:00  
San Diego at Kansas City.....1:00  
Minnesota at Pittsburgh.....1:00  
Indianapolis at St. Louis.....1:00  
New England at Tampa Bay (LONDON).....1:00  
Buffalo at Carolina.....4:05  
N.Y. Jets at Oakland.....4:05  
Atlanta at Dallas.....4:15  
New Orleans at Miami.....4:15  
Arizona at N.Y. Giants.....8:20

#### MONDAY, OCT. 26

Philadelphia at Washington.....8:30  
**Open date:** Baltimore, Denver, Detroit, Jacksonville, Seattle, Tennessee

### WEEK 8

#### SUNDAY, NOV. 1

Denver at Baltimore.....1:00  
Houston at Buffalo.....1:00  
Cleveland at Chicago.....1:00  
Seattle at Dallas.....1:00  
St. Louis at Detroit.....1:00  
Minnesota at Green Bay.....1:00  
San Francisco at Indianapolis.....1:00  
Miami at N.Y. Jets.....1:00  
Oakland at San Diego.....4:05  
Jacksonville at Tennessee.....4:05  
Carolina at Arizona.....4:15  
N.Y. Giants at Philadelphia.....4:15

#### MONDAY, NOV. 2

Atlanta at New Orleans.....8:30  
**Open date:** Cincinnati, Kansas City, New England, Pittsburgh, Tampa Bay, Washington

### WEEK 9

#### SUNDAY, NOV. 8

Washington at Atlanta.....1:00  
Arizona at Chicago.....1:00  
Baltimore at Cincinnati.....1:00  
Houston at Indianapolis.....1:00  
Kansas City at Jacksonville.....1:00  
Miami at New England.....1:00  
Green Bay at Tampa Bay.....1:00  
Carolina at New Orleans.....4:05  
Detroit at Seattle.....4:05  
San Diego at N.Y. Giants.....4:15  
Tennessee at San Francisco.....4:15  
Dallas at Philadelphia.....8:20

#### MONDAY, NOV. 9

Pittsburgh at Denver.....8:30  
**Open date:** Buffalo, Cleveland, Minnesota, N.Y. Jets, Oakland, St. Louis



**WEEK 10****THURSDAY, NOV. 12**

Chicago at San Francisco .....8:20

**SUNDAY, NOV. 15**

Atlanta at Carolina .....1:00

Tampa Bay at Miami .....1:00

Detroit at Minnesota .....1:00

Jacksonville at N.Y. Jets .....1:00

Cincinnati at Pittsburgh .....1:00

New Orleans at St. Louis .....1:00

Buffalo at Tennessee .....1:00

Denver at Washington .....1:00

Kansas City at Oakland .....4:05

Seattle at Arizona .....4:15

Dallas at Green Bay .....4:15

Philadelphia at San Diego .....4:15

New England at Indianapolis .....8:20

**MONDAY, NOV. 16**

Baltimore at Cleveland .....8:30

*Open date: Houston, N.Y. Giants***WEEK 11****THURSDAY, NOV. 19**

Miami at Carolina .....8:20

**SUNDAY, NOV. 22**

Indianapolis at Baltimore .....1:00

Washington at Dallas .....1:00

Cleveland at Detroit .....1:00

San Francisco at Green Bay .....1:00

Buffalo at Jacksonville .....1:00

Pittsburgh at Kansas City .....1:00

Seattle at Minnesota .....1:00

Atlanta at N.Y. Giants .....1:00

New Orleans at Tampa Bay .....1:00

Arizona at St. Louis .....4:05

San Diego at Denver .....4:15

N.Y. Jets at New England .....4:15

Cincinnati at Oakland .....4:15

Philadelphia at Chicago .....8:20

*\* Note: Sunday night games in Weeks 11-17  
subject to change.***MONDAY, NOV. 23**

Tennessee at Houston .....8:30

**WEEK 12****THURSDAY, NOV. 26**

Green Bay at Detroit .....12:30

Oakland at Dallas .....3:15

N.Y. Giants at Denver .....8:20

**SUNDAY, NOV. 29**

Tampa Bay at Atlanta .....1:00

Miami at Buffalo .....1:00

Cleveland at Cincinnati .....1:00

Indianapolis at Houston .....1:00

Chicago at Minnesota .....1:00

Carolina at N.Y. Jets .....1:00

Washington at Philadelphia .....1:00

Seattle at St. Louis .....1:00

Arizona at Tennessee .....1:00

Kansas City at San Diego .....4:05

Jacksonville at San Francisco .....4:05

Pittsburgh at Baltimore .....8:20

*\* Note: Sunday night games in Weeks 11-17  
subject to change.***MONDAY, NOV. 30**

New England at New Orleans .....8:30

**WEEK 13****THURSDAY, DEC. 3**

N.Y. Jets at Buffalo (TORONTO) .....8:20

**SUNDAY, DEC. 6**

Philadelphia at Atlanta .....1:00

Tampa Bay at Carolina .....1:00

St. Louis at Chicago .....1:00

Detroit at Cincinnati .....1:00

Tennessee at Indianapolis .....1:00

Houston at Jacksonville .....1:00

Denver at Kansas City .....1:00

Oakland at Pittsburgh .....1:00

New Orleans at Washington .....1:00

San Diego at Cleveland .....4:05

Minnesota at Arizona .....4:15

Dallas at N.Y. Giants .....4:15

San Francisco at Seattle .....4:15

New England at Miami .....8:20

*\* Note: Sunday night games in Weeks 11-17  
subject to change.***MONDAY, DEC. 7**

Baltimore at Green Bay .....8:30

**WEEK 14****THURSDAY, DEC. 10**

Pittsburgh at Cleveland .....8:20

**SUNDAY, DEC. 13**

New Orleans at Atlanta .....1:00

Detroit at Baltimore .....1:00

Green Bay at Chicago .....1:00

Seattle at Houston .....1:00

Denver at Indianapolis .....1:00

Miami at Jacksonville .....1:00

Buffalo at Kansas City .....1:00

Cincinnati at Minnesota .....1:00

Carolina at New England .....1:00

N.Y. Jets at Tampa Bay .....1:00

St. Louis at Tennessee .....1:00

Washington at Oakland .....4:05

San Diego at Dallas .....4:15

Philadelphia at N.Y. Giants .....8:20

*\* Note: Sunday night games in Weeks 11-17  
subject to change.***MONDAY, DEC. 14**

Arizona at San Francisco .....8:30

**WEEK 15****THURSDAY, DEC. 17**

Indianapolis at Jacksonville .....8:20

**SATURDAY, DEC. 19**

Dallas at New Orleans .....8:20

**SUNDAY, DEC. 20**

Chicago at Baltimore .....1:00

New England at Buffalo .....1:00

Arizona at Detroit .....1:00

Cleveland at Kansas City .....1:00

Atlanta at N.Y. Jets .....1:00

San Francisco at Philadelphia .....1:00

Green Bay at Pittsburgh .....1:00

Houston at St. Louis .....1:00

Miami at Tennessee .....1:00

Oakland at Denver .....4:05

Cincinnati at San Diego .....4:05

Tampa Bay at Seattle .....4:15

Minnesota at Carolina .....8:20

*\* Note: Sunday night games in Weeks 11-17  
subject to change.***MONDAY, DEC. 21**

N.Y. Giants at Washington .....8:30

**WEEK 16****FRIDAY, DEC. 25**

San Diego at Tennessee .....7:30

**SUNDAY, DEC. 27**

Buffalo at Atlanta .....1:00

Kansas City at Cincinnati .....1:00

Oakland at Cleveland .....1:00

Seattle at Green Bay .....1:00

Houston at Miami .....1:00

Carolina at N.Y. Giants .....1:00

Jacksonville at New England .....1:00

Tampa Bay at New Orleans .....1:00

Denver at Philadelphia .....1:00

Baltimore at Pittsburgh .....1:00

St. Louis at Arizona .....4:05

Detroit at San Francisco .....4:05

N.Y. Jets at Indianapolis .....4:15

Dallas at Washington \* .....8:20

*\* Note: Sunday night games in Weeks 11-17  
subject to change.***MONDAY, DEC. 28**

Minnesota at Chicago .....8:30

**WEEK 17****SUNDAY, JAN. 3**

Indianapolis at Buffalo .....1:00

New Orleans at Carolina .....1:00

Jacksonville at Cleveland .....1:00

Philadelphia at Dallas .....1:00

Chicago at Detroit .....1:00

New England at Houston .....1:00

Pittsburgh at Miami .....1:00

N.Y. Giants at Minnesota .....1:00

Cincinnati at N.Y. Jets .....1:00

San Francisco at St. Louis .....1:00

Atlanta at Tampa Bay .....1:00

Green Bay at Arizona .....4:15

Kansas City at Denver .....4:15

Baltimore at Oakland .....4:15

Washington at San Diego .....4:15

Tennessee at Seattle .....4:15

*\* Note: Sunday night game in Week 17 TBD.***POSTSEASON****WILD CARD WEEKEND**

Saturday, Jan. 9 and Sunday, Jan. 10

**DIVISIONAL PLAYOFFS**

Saturday, Jan. 16 and Sunday, Jan. 17

**CONFERENCE****CHAMPIONSHIPS**

Sunday, Jan. 24

**AFC-NFC PRO BOWL**

Sunday, January 31

Land Shark Stadium, Miami, Florida

**SUPER BOWL XLIV**

Sunday, February 7

Land Shark Stadium, Miami, Florida

## CHEERLEADERS

They have charmed fans from the sidelines and cheered the Buccaneers to many victories, including a Super Bowl Championship. Since 1976, the Buccaneers Cheerleaders have captivated audiences worldwide with their energetic and contemporary routines.

The squad has included local athletes, businesswomen, mothers and full-time college students – who still find time to make hundreds of appearances every year for both non-profit organizations and corporate events.

In addition to their volunteer work in the Bay area community, the Tampa Bay Buccaneers Cheerleaders make regular appearances all over the United States, serving as ambassadors for the Buccaneer organization. The team has performed in locations outside of the Bay area, including Asia, Canada, Egypt, Europe, Australia, California, Hawaii, and Texas.



### Sandy Charboneau

#### CHEERLEADING/MASCOT MANAGER

Sandy Charboneau enters her 16th season overall with the Buccaneers Cheerleaders. She spent her first seven seasons with the team performing as a member of the cheerleading squad. Charboneau, who boasts more than 20 years of cheerleading and dance experience, prepares the squad's pre-game and sideline dance routines, and manages its day-to-day operations. Each year, Charboneau searches for beautiful and dynamic candidates to entertain Buccaneers fans at each home game. She is committed to spreading Buccaneers spirit around the Bay area through community and corporate appearances. Charboneau also manages the team mascot, Captain Fear, and the Pewter Pirates, a crew that invades the Buccaneers' end zone each time the team scores a touchdown. Additionally, she directs the Junior Cheerleaders, a cheerleading clinic for young cheerleaders that concludes with a performance at a Buccaneers Halftime Show.

For more information about the Tampa Bay Buccaneers Cheerleaders and Captain Fear, please visit [www.buccaneers.com](http://www.buccaneers.com) or call (813) 870-2700.

## 2009 TAMPA BAY BUCCANEERS CHEERLEADERS

**Rochelle Alvarez**  
*Liberal Arts Major*

**Marlana Aref**  
*Biomedical Science Major*

**Cynthia Bastos**  
*Business Management Major*

**Amy Cantler**  
*Business Major*

**Corinne Colon**  
*Account Coordinator*

**Anna Duncan**  
*Political Science Major*

**Aubrey Gainey**  
*Elementary Education Major*

**Jaime Hanna**  
*Dental Hygienist*

**Tiffany Jimenez**  
*Dance Instructor*

**Kelli Jones**  
*Promotions Producer*

**Tomoko Kojima**  
*Economics Graduate  
From Japan*

**Ashley Kowal**  
*Human Resource Recruiter*

**Kristin McTaggart**  
*Advancement Associate*

**Stephanie Mookas**  
*Surgical Dental Assistant*

**Meagan Pravden**  
*Broadcast Journalism Major*

**Stephanie Ritz**  
*Cardiopulmonary Technician*

**Tanya Rossi**  
*Business Major*

**Courtney Russ**  
*Mass Communications Major*

**Amber Sale**  
*Mass Communications Major*

**Sahara Sears**  
*Public Relations Major*

**Holly Sellers**  
*Elementary Education Major*

**Tramane Shuler**  
*Physical Therapy Major*

**Nina Stauffer**  
*International Business Major*

**Susan Stein**  
*Marketing Major*

**Roseanne Strobel**  
*Elementary Education Major*

**Jennifer Summers**  
*Mass Communications Major*

**Sara Tetzler**  
*Biomedical Science Major*

**Ryan Theriault**  
*Staffing Specialist*

**Erin Verdel**  
*Information Technology  
Recruiter*

**Rochelle Williams**  
*Communications Major*

# 2009 TRAINING CAMP SCHEDULE

**PLEASE NOTE:** Practice schedule and all times are subject to change

DATE	SCHEDULE
Saturday, August 1	Practices: 10:15 a.m. - 12:25 p.m. and 6:45 - 8:45 p.m. (RJS)
Sunday, August 2	Practice: 2:20 - 4:20 p.m.
Monday, August 3	Practices: 10:15 a.m. - 12:25 p.m. and 4:55 - 6:50 p.m.
Tuesday, August 4	Practice: 2:35 - 3:45 p.m. (ST)
Wednesday, August 5	Practices: 10:15 a.m. - 12:25 p.m. and 4:55 - 6:50 p.m.
Thursday, August 6	Practice: 2:30 - 4:20 p.m.
Friday, August 7	Practices: 10:15 a.m. - 12:25 p.m. and 4:45 - 6:00 p.m. (ST)
Saturday, August 8	Practices: 10:15 a.m. - 12:25 p.m. and 4:55 - 6:50 p.m.
Sunday, August 9	Players Day Off
Monday, August 10	Practice: 2:30 - 4:20 p.m.
Tuesday, August 11	Practices: 10:15 a.m. - 12:25 p.m. and 4:55 - 7:00 p.m.
Wednesday, August 12	Practice: 2:30 - 4:20 p.m.
Thursday, August 13	Practices: 10:20 - 11:30 a.m. (ST) and 4:55 - 7:00 p.m.
Friday, August 14	Walk-Through: 8:55 - 9:50 a.m.
Saturday, August 15	Preseason Opener: Tampa Bay at Tennessee 8:00 p.m. ET - LP Field
Sunday, August 16	Players Day Off
Monday, August 17	Practice: 2:45 - 4:35 p.m.
Tuesday, August 18	Practices: 10:15 a.m. - 12:25 p.m. and 4:55 - 7:00 p.m.
Wednesday, August 19	Practice: 2:30 - 4:20 p.m.

*\*All practices, weather permitting, will take place at One Buccaneer Place with the exception of the night practice at Raymond James Stadium on Saturday, August 1*

**(ST)** – Denotes special teams practice

## OTHER KEY 2009 DATES

**AUGUST 9** — Pro Football Hall of Fame Game, Canton, OH

**AUGUST 13-17** — First preseason weekend

**SEPTEMBER 1** — Roster cutdown to maximum of 75 players

**SEPTEMBER 5** — Roster cutdown to maximum of 53 players

**SEPTEMBER 10-14** — Kickoff 2009 Weekend



## MEDIA POLICIES

**Interview Requests:** All interview requests for Tampa Bay Buccaneers players, coaches, executives or staff members should be directed to the Public Relations Department, headed by Director of Public Relations Jeffrey Kamis. Interviews to be conducted by phone must be arranged at least two days in advance and will be subject to availability. Head Coach Raheem Morris will address the media directly after practice on Wednesday, Thursday and Friday, and will make a weekly conference call each Wednesday to speak with the opposing team's media. Morris' scheduled day-after-game press conference during the regular season will be at 11:00 a.m.

**Open Locker Room Periods:** The Buccaneers' locker room is open for accredited media each Monday, Wednesday, Thursday and Friday. Times for the open locker room session are available by contacting the PR department at (813) 870-2700. Players and coaches are not available for interviews on Tuesdays.

**Practice Regulations:** Times for the team's weekly practices are available by calling the Buccaneers' PR department. All practices are closed to the media. Media, still photographers and videographers may attend the first 30 minutes of practice.

**Game Credentials:** Credential requests are honored for accredited media on specific assignment and must be made through the Buccaneers' PR department. Credentials will not be issued to writers or photographers working on a free-lance basis unless the request is made by a recognized publication or news organization. Season-long credentials are issued in August; game-by-game credentials must be requested at least one week prior to each home game. All credential requests must be submitted to Jeffrey Kamis, Director of Public Relations, One Buccaneer Place, Tampa, FL 33607, online at [www.buccaneers.com/gamedayrequest](http://www.buccaneers.com/gamedayrequest) or by fax at (813) 387-6317 and must be on the requesting organization's letterhead.

**Press Releases:** The Buccaneers' weekly press release, including updated statistics, player bios, etc., may be obtained in the team's press facility at One Buccaneer Place or on the internet at [www.buccaneers.com](http://www.buccaneers.com) in the media center. To access the media center, please contact the PR department for a user name and password. The team's weekly injury report can be found in the same locations.

## GAMEDAY INFORMATION

**Entry:** The media entrance at Raymond James Stadium is located near Dock D on the southwest corner of the facility. The entrance to the media lobby can be found just north of the southwest ramps and just south of the television truck parking area. The press box and television and radio booths may be reached via a media-dedicated elevator on the east side of the lobby.

**Will Call:** Members of the media needing to pick up their pass at the game will find the media will call area just inside the media entrance at Dock D. The media will call is staffed beginning four hours prior to kickoff. Ticket will call is located on the south end of the stadium, accessible from the outside between Ramps C and D.

**Phones:** Media needing a phone on gameday must contact Sandra Jones of Sprint (800-989-9974) prior to the day of the game. If you do not place an order prior to the day of the game, you will be responsible for any charges from Sprint for setting up these services on gameday.

**Locker Room Access:** Both team locker rooms will be open to press bearing the proper credentials following the NFL-mandated 10-minute cooling-off period. The media elevator will transport members of the press that wish to visit the locker room at a designated time in the fourth quarter. To reach either locker room from the press box, simply take the elevator to the ground level and follow the corridor running parallel to the field's west sideline.

**NOTE:** No interviews of players for either team are allowed on the field following the game.

## TAMPA BAY BUCCANEERS

One Buccaneer Place – Tampa, FL 33607

### PHONE NUMBERS

Main: (813) 870-2700 – Public Relations: (813) 554-1311

Public Relations Fax: (813) 387-6317 – Ticket Office: (813) 879-2827

### PUBLIC RELATIONS DEPARTMENT

Director of Public Relations	Jeffrey Kamis <a href="mailto:jkamis@buccaneers.nfl.com">jkamis@buccaneers.nfl.com</a>	Work: (813) 554-1314
Public Relations Manager	Jason Wahlers <a href="mailto:jwahlers@buccaneers.nfl.com">jwahlers@buccaneers.nfl.com</a>	Work: (813) 870-2700, ext. 2251
Public Relations Coordinator	Dan Berglund <a href="mailto:dberglund@buccaneers.nfl.com">dberglund@buccaneers.nfl.com</a>	Work: (813) 870-2700, ext. 2464
Public Relations Assistant	Kimberly Hannah <a href="mailto:khannah@buccaneers.nfl.com">khannah@buccaneers.nfl.com</a>	Work: (813) 870-2700, ext. 2522



# 2009 PEWTER PARTNERS

## RAYMOND JAMES®



## StubHub!

**bright  
house**  
NETWORKS



## Publix®



Mercedes-Benz



**BUDDY'S** HOME FURNISHINGS  
[WWW-BUDDYRENTS.COM](http://WWW-BUDDYRENTS.COM)



**freecredit  
report.com**

**Sprint**



## State Farm™

THE  
TAMPA  
TRIBUNE  
LIFE. PRINTED DAILY.